

PACKERS

WEEKLY MEDIA INFORMATION PACKET



DETROIT LIONS vs GREEN BAY PACKERS

November 6, 2017 @ 7:30 p.m. CST • Lambeau Field



THE DOPE SHEET

OFFICIAL PROGRAM AND PUBLICATION, ACME-PACKERS FOOTBALL TEAM.

Packers Public Relations • Lambeau Field Atrium • 1265 Lombardi Avenue • Green Bay, WI 54304 • 920/569-7500 • 920/569-7201 fax
Jason Wahlers, Sarah Quick, Tom Fanning, Nathan LoCascio

VOL. XIX; NO. 15

GREEN BAY (4-3) VS. DETROIT (3-4)

Monday, Nov. 6 • Lambeau Field • 7:30 p.m. CST

PACKERS AND LIONS WILL MEET IN PRIMETIME

The Packers will host the Lions at Lambeau Field on *Monday Night Football*.

- ▶ Green Bay has won three consecutive games on *MNF*, including a 27-13 win over Philadelphia last season. It will be the third time the Packers and Lions have met on *MNF* and the first since 1972.
- ▶ It will be the 25th consecutive season (1993-2017) that Green Bay is appearing on *MNF*, the second-longest streak behind Denver (1992-2017).
- ▶ Including a 1994 playoff victory, the Packers are 25-1 against the Lions in the state of Wisconsin since 1992.
- ▶ Green Bay has an 18-4 overall mark (.818) and a 10-1 home record (.909) against Detroit under Head Coach **Mike McCarthy**.
- ▶ Green Bay swept the regular-season series with the Lions last season for the first time since 2012 and for the seventh time under McCarthy.
- ▶ The rivalry actually kicked off in 1930 at City Stadium in Green Bay, a 47-13 Packers win. Two seasons later, the teams began a yearly series. Monday marks meeting No. 176 in the all-time series (including playoffs).
- ▶ The Packers lead the regular-season series, 98-68-7 (.590), and have won both postseason contests the two have played. Green Bay's 98 wins over the Lions are the most the Packers have against any team.
- ▶ The Packers have won 19 of the last 23 against Detroit and 27 of the last 33 in the series.
- ▶ The Packers are 4-3 this season, marking the fourth straight season and the ninth time under McCarthy that Green Bay reached the bye week with a winning record (2-1 in 2016, 6-0 in 2015, 5-3 in 2014, 6-3 in 2012, 7-0 in 2011, 6-3 in 2010, 4-3 in 2008, 5-1 in 2007).
- ▶ The Packers have won 10 of their last 13 regular-season games and have the best record in the NFC and the fourth-best record in the NFL over that span (Kansas City, 11-3 / Pittsburgh and New England, 12-2).
- ▶ The Packers have posted 160-plus rushing yards in two of the last three games.
- ▶ Since the merger in 1970 (735 games for the Packers), Green Bay has had five games with 25 or fewer rushing attempts and 160-plus rushing yards, with three coming in the last 10 games (9/29/85, at St. Louis, 25 for 216 yards / 9/29/03, at Chicago, 25 for 187 yards / 12/18/16, at Chicago, 23 for 226 yards / 10/8/17, at Dallas, 25 for 160 yards / 10/22/17, vs. New Orleans, 24 for 181 yards). Since Week 15 last season, there have been four of those games in the NFL, and Green Bay has accounted for three of them (9/24/17, Kansas City Chiefs, 25 for 189 yards at Los Angeles Chargers).



OUT OF THE BYE

- ▶ The previous four times the Packers have lost heading into the bye, they have won each game immediately following the bye. Three of the four games took place at home against division opponents (2014 vs. Chicago, 2009 and 2013 vs. Detroit).
- ▶ This will be the first time since 2007 (at Denver, Week 8) that Green Bay will play on *Monday Night Football* coming out of its bye.
- ▶ It will be the fourth straight season that the Packers have played in a prime-time contest coming out of the bye.
- ▶ Green Bay will play at home in the week after the bye for the fifth time in the McCarthy era. The Packers have won each of the previous four.
- ▶ Green Bay will face an NFC opponent for the seventh time after the bye since 2006, and it will be the sixth time the Packers play a team from the NFC North.
- ▶ The Packers have won each of the six previous matchups against NFC teams in the week after the bye.

REGULAR-SEASON WEEK 9

- ▶ In games immediately following its bye week, Green Bay has won 16 of its last 21 (.762), including wins in seven of the last eight. Overall, the Packers are 9-2 (.818) under McCarthy in games played the week after the bye.
- ▶ Since McCarthy took over in 2006, the Packers have a 69-39-1 overall record (.638) after the bye. Since 2009, Green Bay is 52-26-1 (.665) overall after the bye.

WITH THE CALL

- ESPN is in its 12th season as host of the most successful series in sports television history, *Monday Night Football*. Play-by-play man **Sean McDonough** is joined by analyst **Jon Gruden** for the 48th season of *MNF* broadcasts, with **Lisa Salters** reporting from the sidelines.
- ▶ Milwaukee's WTMJ (620 AM), airing Green Bay games since November 1929, heads up the Packers Radio Network that is made up of 50 stations in five states. **Wayne Larrivee** (play-by-play) and two-time Packers Pro Bowler **Larry McCarren** (analyst) call the action. McCarren first joined the team's broadcasts in 1995 and enters his 23rd season calling Packers games. After originally being paired together in 1999, McCarren and Larrivee enter their 19th season of broadcasts together.
 - ▶ Westwood One Sports will air the game on radio across the country. **Kevin Harlan** (play-by-play) and **Boomer Esiason** (analyst) will call the action, with **Hub Arkush** reporting from the sidelines and **Jim Gray** hosting the pregame and halftime shows.
 - ▶ The broadcast is also available on Sirius Satellite Radio (WTMJ feed).



REGULAR SEASON

Date	Opponent	Time (CT)	TV
Sun., Sept. 10	SEATTLE SEAHAWKSW, 17-9	78,381
Sun., Sept. 17	at Atlanta FalconsL, 23-34	70,826
Sun., Sept. 24	CINCINNATI BENGALS (Gold Pkg.)	...W, 27-24	78,323
Thu., Sept. 28	CHICAGO BEARSW, 35-14	78,362
Sun., Oct. 8	at Dallas CowboysW, 35-31	93,329
Sun., Oct. 15	at Minnesota VikingsL, 10-23	66,848
Sun., Oct. 22	NEW ORLEANS SAINTSL, 17-26	78,380
Sun., Oct. 29	BYE		
Mon., Nov. 6	DETROIT LIONS (Gold Pkg.)7:30 p.m.	ESPN
Sun., Nov. 12	at Chicago Bears*12 p.m.	FOX
Sun., Nov. 19	BALTIMORE RAVENS*12 p.m.	CBS
Sun., Nov. 26	at Pittsburgh Steelers*7:30 p.m.	NBC
Sun., Dec. 3	TAMPA BAY BUCCANEERS*12 p.m.	FOX
Sun., Dec. 10	at Cleveland Browns*12 p.m.	FOX
Sun., Dec. 17	at Carolina Panthers*12 p.m.	FOX
Sat., Dec. 23	MINNESOTA VIKINGS7:30 p.m.	NBC
Sun., Dec. 31	at Detroit Lions*12 p.m.	FOX

*—Start time and broadcast may shift due to NFL flexible scheduling

NFL POSTSEASON DATES

- Jan. 6-7 AFC and NFC Wild Card Playoffs
- Jan. 13-14 AFC and NFC Divisional Playoffs
- Jan. 21 AFC and NFC Championship Games
- Jan. 28 Pro Bowl, Camping World Stadium, Orlando, Fla.
- Feb. 4 Super Bowl LII, U.S. Bank Stadium, Minneapolis





PACKERS VS. LIONS - WEEK 9

HOME SWEET HOME

Green Bay has a long tradition of playing well at Lambeau Field.

- ▶ Green Bay started 3-0 at home this season before losing a Week 7 matchup vs. New Orleans. It was the fifth time in the last seven seasons that the Packers began the season 3-0 or better at home.
- ▶ Green Bay finished with a record of .500 or better at home in 10 of the first 11 seasons under Head Coach **Mike McCarthy**.

Season	Home Record
2017	3-1
2016	6-2
2015	5-3
2014	8-0
2013	4-3-1
2012	7-1
2011	8-0
2010	7-1
2009	6-2
2008	4-4
2007	7-1
2006	3-5

- ▶ Green Bay's victory in Week 4 vs. Chicago was the 220th at Lambeau Field, the most home wins by any franchise at one stadium in NFL history.
- ▶ The Packers are 10-2 (.833) in home openers under McCarthy, including 9-1 (.900) when QB **Aaron Rodgers** starts.
- ▶ Since the start of 2014, Green Bay is **tied for No. 3 in the NFL** in winning percentage at home during the regular season:

Team	Record At Home (Since 2014)	Pct.
1. Seattle	22-5	.815
2. New England	23-6	.793
3t. Green Bay	22-6	.786
3t. Denver	22-6	.786
5. Kansas City	21-7	.750
6. Pittsburgh	20-7	.741

- ▶ Under McCarthy, Green Bay is 68-23-1 at home during the regular season. The Packers' .745 winning percentage ranks **No. 2 in the NFL** over that span:

Team	Record At Home (Since 2006)	Pct.
1. New England	78-15	.839
2. Green Bay	68-23-1	.745
3. Baltimore	67-25	.728
4. Pittsburgh	66-25	.725
5. Seattle	64-27	.703
6. Indianapolis	64-28	.696

- ▶ The Packers rank **No. 2 in the NFL** in point differential at home since the start of the 2014 season (according to pro-football-reference.com):

Team	Point Differential At Home (Since 2014)
1. New England	plus-340
2. Green Bay	plus-287
3. Seattle	plus-265
4t. Kansas City	plus-220
4t. Pittsburgh	plus-220

- ▶ Green Bay ranks **No. 8 in the NFL** (plus-23) in point differential at home this season (according to pro-football-reference.com):
- ▶ In 2014, Green Bay's plus-155 point differential at home was the highest in franchise history (dating back to 1940), eclipsing the plus-151 in 1996.
- ▶ Dating back to 2014, Green Bay ranks **No. 1 in the NFL** in first-quarter scoring margin (plus-180) at home (according to pro-football-reference.com). The Packers are plus-21 in first-quarter scoring margin at home this season, **tied for No. 1 in the NFL**.

Team	First Quarter Scoring Margin At Home (2017)
1t. Green Bay	plus-21
1t. Denver	plus-21
1t. Philadelphia	plus-21
4. Arizona	plus-18
5. Houston	plus-15

- ▶ Under McCarthy, Green Bay has scored 30-plus points at home during the regular season 40 times, winning 38 of those contests. The Packers' rank **No. 3 in the league** in home games with 30-plus points since 2006:

Team	30-Plus Point Home Games (Since 2006)
1. New England	48
2. New Orleans	45
3. Green Bay	40
4. Dallas	38
5. L.A. Chargers	35

- ▶ WR **Jordy Nelson** has recorded at least one touchdown catch in 16 of the last 20 games he has played in at Lambeau Field, totaling 23 touchdown receptions over that span.
- ▶ Over his career, Nelson has registered at least one touchdown reception in 30 games at Lambeau Field. The Packers are 28-2 in those contests.
- ▶ Nelson has recorded five touchdown receptions in four home games this season, including two touchdowns in two of the past three home games.
- ▶ Dating back to the 2016 season, Nelson has 14 receiving touchdowns in 12 home games, ranking **No. 1 in the NFL**. WR **Davante Adams** is **tied for No. 3 in the NFL** over that span with eight receiving touchdowns at home:

Player	TD Receptions At Home (Since 2016)
1. Jordy Nelson, GB	14
2. Michael Crabtree, OAK	9
3t. Davante Adams, GB	8
3t. Odell Beckham Jr., NYG	8
3t. Brandin Cooks, NO/NE	8
3t. Mike Evans, TB	8
3t. Jimmy Graham, SEA	8
3t. DeAndre Hopkins, HOU	8



PACKERS VS. LIONS - WEEK 9

DIVISIONAL DRIVE

The Packers have a 49-18-1 (.728) overall regular-season record against NFC North opponents under Head Coach **Mike McCarthy**, a divisional mark that ranks **No. 2 in the NFL** since 2006:

Team	Div. W-L Record	Pct.
1. New England	52-15-0	.776
2. Green Bay	49-18-1	.728
3. Indianapolis	47-21-0	.691
4. Pittsburgh	47-22-0	.681
5. Seattle	41-26-1	.610
6. Baltimore	42-27-0	.609

► Under McCarthy, Green Bay has had four winning streaks of six-plus games against NFC North opponents (six games: 2006-07, 2014-15 and 2016-17 / 12 games from 2010-12).

► Dating back to 2016, Green Bay is plus-10 in turnover margin in division games, ranking **No. 2 in the NFL**. The Packers are plus-three in their first two divisional games this season, **tied for No. 5 in the NFL**:

Team	Turnover Margin (2017)
1. Kansas City	plus-6
2. Baltimore	plus-5
3t. Pittsburgh	plus-4
3t. Seattle	plus-4
5t. Green Bay , four others	plus-3

► In the Packers' 68 divisional games under McCarthy, they have registered a plus-46 turnover differential (**No. 2 in the NFL** since 2006).

Team	Turnover Margin (Since 2006)
1. New England	plus-59
2. Green Bay	plus-46
3. Indianapolis	plus-27
4. Seattle	plus-25

► Green Bay ranks **No. 5 in the NFL** in point differential against division opponents since 2016:

Team	Point Differential (Since 2016)
1. Kansas City	plus-89
2. New England	plus-78
3. Pittsburgh	plus-62
4. Atlanta	plus-59
5. Green Bay	plus-51

► The Packers are **No. 2 in the NFL** since 2006 in point differential against division opponents:

Team	Point Differential (Since 2006)
1. New England	plus-676
2. Green Bay	plus-476
3. Seattle	plus-452
4. Pittsburgh	plus-381
5. Los Angeles Chargers	plus-274

► The Packers rank **No. 11 in the NFL** this season with an average of 22.5 points per game against division opponents. Dating back to 2014, Green Bay ranks **No. 2 in the NFL** in points per game versus division foes:

Team	Points Per Game (Since 2014)
1. Atlanta	27.8
2. Green Bay	27.2
3. Philadelphia	26.7
4t. New England	26.4
4t. New Orleans	26.4

► Green Bay has scored 30-plus points against NFC North teams five times since the start of the 2016 season, which is **tied for No. 1 in the NFL** over that span:

Team	30-Point Games vs. Division (Since 2016)
1t. Green Bay	5
1t. Atlanta	5
1t. Kansas City	5
1t. New Orleans	5
5. New England	4

► Green Bay has scored 30-plus points in 27 divisional games since 2006, ranking **No. 3 in the NFL**:

Team	30-Point Games vs. Division (Since 2006)
1. New England	30
2. New Orleans	28
3. Green Bay	27
4. Philadelphia	23
5. Indianapolis	21
6t. Carolina	20
6t. N.Y. Giants	20

► Below are the Packers' records at home and on the road against division opponents since 2006:

Team	Home Div. Record	Pct.
1. New England	28-5-0	.848
2. Indianapolis	27-7-0	.794
3. Green Bay	26-7-1	.779
4t. Pittsburgh	25-9-0	.735
4t. Seattle	25-9-0	.735
6. Baltimore	25-10-0	.714

Team	Road Div. Record	Pct.
1. New England	24-10-0	.706
2. Green Bay	23-11-0	.676
3. Philadelphia	22-12-0	.647
4. Pittsburgh	22-13-0	.629
5. Dallas	21-13-0	.618
6. Denver	21-14-0	.600



PACKERS VS. LIONS - WEEK 9

IN THE CONFERENCE

The Packers have established themselves as one of the best teams in the NFC.

- ▶ Green Bay has won eight of its last 11 regular-season games against NFC opponents.
- ▶ Under Head Coach **Mike McCarthy**, Green Bay tallied a winning record against NFC opponents in 10 of his first 11 seasons (2006-16):

Season	Record Against NFC Teams
2017	3-3
2016	8-4
2015	7-5
2014	9-3
2013	6-5-1
2012	8-4
2011	12-0
2010	8-4
2009	9-3
2008	5-7
2007	9-3
2006	7-5

- ▶ Dating back to 2006, Green Bay ranks **No. 1 in the NFC** in intra-conference games:

Team	NFC vs. NFC Winning Pct.
1. Green Bay	.663 (91-46-1)
2. New Orleans	.599 (82-55)
3. Seattle	.577 (78-57-1)
4. Dallas	.565 (78-60)
5. Atlanta	.548 (74-61)
6. Philadelphia	.543 (75-63)
7. Carolina	.529 (73-65)

- ▶ The Packers rank **No. 1 in the NFC** in point differential in intra-conference games since 2006:

Team	Point Differential vs. NFC Teams (Since 2006)
1. Green Bay	745
2. New Orleans	580
3. Seattle	475
4. Philadelphia	396
5. Dallas	241

- ▶ Green Bay ranks **No. 2 in the NFC** and **No. 3 in the NFL** in points per game against NFC opponents since 2008:

Team	Points Per Game Vs. NFC
1. New England	28.9
2. New Orleans	28.0
3. Green Bay	27.1
4. Denver	26.3
5. Cincinnati	25.8

- ▶ Dating back to 2008 when he entered the NFL, WR **Jordy Nelson** (51) ranks **No. 2 among active players** in touchdown receptions against NFC opponents:

Player	TD Receptions Against NFC Teams (Since 2008)
1. Larry Fitzgerald, ARI	56
2. Jordy Nelson, GB	51
3. Dez Bryant, DAL	47
4. Vernon Davis, SF/DEN/WAS	41
5. Jimmy Graham, NO/SEA	40

- ▶ Dating back to 1970, Nelson ranks No. 2 among Packers in touchdown receptions against NFC teams:

Packers Player	TD Receptions Against NFC Teams (Since 1970)
1. Sterling Sharpe, 1988-94	53
2. Jordy Nelson, 2008-14, 2016-pres.	51
3. Donald Driver, 1999-2012	42
4. Greg Jennings, 2006-12	41
5. Antonio Freeman, 1995-2001, 2003	37

- ▶ Nelson ranks in the top five among Green Bay players in receptions and receiving yards against NFC opponents since 1970:

Packers Player	Receptions Against NFC Teams (Since 1970)
1. Donald Driver, 1999-2012	556
2. Sterling Sharpe, 1988-94	479
3. James Lofton, 1978-86	404
4. Jordy Nelson, 2008-14, 2016-pres.	387
5. Greg Jennings, 2006-12	333

Packers Player	Receiving Yards Against NFC Teams (Since 1970)
1. Donald Driver, 1999-2012	7,380
2. James Lofton, 1978-86	7,211
3. Sterling Sharpe, 1988-94	6,614
4. Jordy Nelson, 2008-14, 2016-pres.	5,738
5. Greg Jennings, 2006-12	5,058

- ▶ While LB **Clay Matthews** passed DE Kabeer Gbaja-Biamila for the franchise sack record earliest this season, his 56 career sacks against NFC teams trails Gbaja-Biamila (56.5) for the most by a Green Bay player since 1982.

- ▶ CB **Damarious Randall** is tied for the league lead with three interceptions against NFC teams this season.

Two years after he co-founded the Packers with Curly Lambeau, George Calhoun began writing a piece called The Dope Sheet, which served as the official press release from 1921-24.





PACKERS VS. LIONS - WEEK 9

AT THE HELM

Having led Green Bay to the playoffs in nine of his first 11 seasons as head coach, **Mike McCarthy** is joined by Vince Lombardi and Mike Holmgren as the only coaches to guide the Packers to a Super Bowl win with a victory over Pittsburgh in Super Bowl XLV.

- ▶ McCarthy guided the Packers to a franchise-record fourth consecutive division title in 2014. In his 11 seasons, he has won six division titles, tying Lombardi for the second most in franchise history.
- ▶ With a win at Tampa Bay in Week 16 of the 2014 season, McCarthy passed Lombardi for the No. 2 spot in team history as far as overall victories:

Coach	Overall Wins
1. Curly Lambeau, 1921-49	212
2. Mike McCarthy, 2006-17	128
3. Vince Lombardi, 1959-67	98
4. Mike Holmgren, 1992-98	84

- ▶ The 128 overall wins are the most in the NFC and the second most in the NFL since 2006 (New England, 158).
- ▶ In Week 6, McCarthy recorded his 200th career game as a head coach (including the postseason). Having compiled 128 victories, he tied Bud Grant and Chuck Noll for the sixth-most wins by a head coach through 200 games: Don Shula, 149 / Joe Gibbs, 138 / George Halas, 134 / Tony Dungy, 130 / Curly Lambeau, 130.
- ▶ McCarthy reached 100 career wins (including playoffs) in just his 155th game. He was the fastest to reach 100 wins in the NFL since George Seifert in 1996 (132 games).
- ▶ McCarthy's 114 regular-season wins in his first 11 years as a head coach (2006-16) are **tied for No. 3 in NFL history**:

Coach	Wins In First 11 Regular Seasons (2006-16)
1. Don Shula, BAL/MIA	117
2. Joe Gibbs, WAS	115
3t. Mike McCarthy, GB	114
3t. Tony Dungy, TB/IND	114
3t. George Seifert, SF/CAR	114

- ▶ McCarthy recorded his third regular season with 12-plus wins in 2014 (2007, 2011), passing Lambeau (1929, 1931), Lombardi (1962, 1966), Holmgren (1996-97) and Mike Sherman (2001-02) for the most by a coach in franchise history.
- ▶ McCarthy has guided the Packers to five seasons with 11-plus wins (2007, 2009, 2011-12, 2014), passing Lombardi (1961-63, 1966) and Holmgren (1995-98) for the **most by a coach in franchise history**.
- ▶ McCarthy's eight regular seasons with 10-plus wins are a **franchise record** (since 1921). Among current NFL head coaches, only Bill Belichick (16) and Andy Reid (11) have more 10 plus win seasons.
- ▶ McCarthy is the **only coach in franchise history** to post three or more consecutive 10-win seasons twice in his career (2009-12, 2014-16).
- ▶ McCarthy joined Pittsburgh's Bill Cowher (2005) as the only Super Bowl-winning coaches to lead their respective teams to three road wins as the No. 6 seed in the postseason en route to a world title.
- ▶ Including playoffs, McCarthy has a 128-72-1 record since taking over as head coach in 2006, a .639 winning percentage that ranks **No. 3 among current NFL head coaches** (minimum 100 games):

Coach	Winning Pct.
1. Bill Belichick, CLE/NE	.682 (270-126)
2. Mike Tomlin, PIT	.643 (117-65)
3. Mike McCarthy, GB	.639 (128-72-1)

- ▶ McCarthy has coached in 201 games (including playoffs), **No. 2 in team history** behind Lambeau (339 from 1921-49).

- ▶ In the Week 6 victory over the San Diego Chargers in 2015, McCarthy earned the 100th regular-season win of his career in just his 150th game, making him the **seventh-fastest coach in NFL history and the fastest current NFL coach** to reach the 100-win plateau:

Coach (Current)	Games Needed For 100 Regular-Season Wins
1. Mike McCarthy, GB	150
2. Andy Reid, PHI/KC	164
3. Bill Belichick, CLE/NE	177
4. John Fox, CAR/DEN	182

- ▶ Since McCarthy took over in 2006, the Packers rank **No. 2 in the NFL** in regular-season winning percentage:

Team	Winning Pct.
1. New England	.783 (144-40)
2. Green Bay	.648 (118-64-1)
3. Pittsburgh	.636 (117-67)

- ▶ Green Bay's seven 10-win regular seasons since 2009 are **No. 2 in the NFL**:

Team	10-Win Regular Seasons (Since 2009)
1. New England	8
2. Green Bay	7
3t. Cincinnati/Indianapolis/Pittsburgh	5

WINNING WAYS

- ▶ The Packers are the only NFC team and one of two teams in the league (New England) to make the playoffs each of the past eight seasons (2009-16). Those eight appearances are more than the rest of the NFC North Division combined during that span (Minnesota-three / Detroit-three / Chicago-one).
- ▶ McCarthy became just the **fourth head coach in NFL history** to lead a single franchise to eight-plus consecutive playoff appearances:

Coach	Years
Tom Landry, DAL	1966-73 and 1975-83
Chuck Noll, PIT	1972-79
Mike McCarthy, GB	2009-16
Bill Belichick, NE	2009-16

- ▶ There are seven teams in the NFL with five-plus playoff appearances from 2009-16, with only two in the NFC (New England and **Green Bay, eight** / Cincinnati and Seattle, six / Baltimore, Denver, Indianapolis, five).
- ▶ With the victory over Dallas in the 2016 playoffs, McCarthy has led the Packers to 10 wins in the postseason, passing Vince Lombardi and Mike Holmgren for the **most in team history**:

Coach	Postseason Wins
1. Mike McCarthy, 2006-16	10
2t. Vince Lombardi, 1959-67	9
2t. Mike Holmgren, 1992-98	9

- ▶ The 10 postseason wins since 2007 are tied for No. 2 in the NFL with Baltimore and Seattle (New England, 13). The rest of the NFC North has combined for two postseason wins over the last 10 seasons (Minnesota and Chicago).



THE DOPE ON THIS WEEK'S OPPONENT:

Packers vs. Lions:

All-time, Regular season:
98-68-7

All-time, Postseason:
2-0

All-time, at Lambeau Field:
33-11-3

Streaks: The Packers have won three straight and nine of the last 12 against the Lions. Green Bay is 39-13 against Detroit since the start of the 1992 season.

Last meeting, regular season:
Jan. 1, 2017; Packers won, 31-24, Ford Field



COACHES CAPSULES

Mike McCarthy: 128-72-1, .639 (incl. 10-8 postseason); 12th NFL season

Jim Caldwell: 58-51-0, .532 (incl. 2-4 postseason); 7th NFL season

Head to Head: McCarthy 4-2

vs. Opponent: McCarthy 18-4 vs. Lions; Caldwell 2-4 vs. Packers

MIKE MCCARTHY...Is in his 12th year as the Packers' 14th head coach.

- ▶ Led the Packers to their eighth consecutive playoff appearance last season, tied for the third-longest streak in NFL history. Has also led the team to nine playoff appearances in the last 10 years (2007, 2009-16).
- ▶ Ranks second in franchise history in total victories, trailing only Curly Lambeau.
- ▶ Guided the Packers to top-10 finishes in scoring in eight straight seasons (2007-14), joining the Patriots as the only other team to accomplish the feat over that time; Packers finished first overall in scoring in 2014.
- ▶ Reached the 100-win plateau faster than any active NFL head coach, needing just 155 games.
- ▶ Joined Vince Lombardi and Mike Holmgren as the only coaches to guide the Packers to a Super Bowl title with a win over Pittsburgh in Super Bowl XLV.

JIM CALDWELL...Is in his fourth year as the Lions' 23rd head coach.

- ▶ Had 23 wins in his first three seasons as the Lions' head coach, the most in any head coach's first three seasons in Detroit history.
- ▶ Joined Buddy Parker and Bobby Ross as the third coach in Lions history to lead their teams to two playoff appearances in their first three years.
- ▶ Became the first coach in franchise history to win 11 games in his first year since 1931 when the team was the Portsmouth Spartans.
- ▶ Coached Indianapolis to 14 wins and an appearance in Super Bowl XLIV in his first season as head coach (2009).
- ▶ As Baltimore's offensive coordinator, coached Ravens QB Joe Flacco to become the second QB in NFL history to throw 11 TDs and 0 INTs en route to a Super Bowl title in a postseason (Montana, 1989).

THE PACKERS-LIONS SERIES

- ▶ Last season's Week 17 matchup gave the Packers franchise their 100th win (including playoffs) against the Lions franchise. Green Bay's 100 victories against Detroit are the club's most against any one opponent.
- ▶ Green Bay won 29 of the first 38 matchups in the series before the Lions' 11 straight wins over a six-year span (1949-54).
- ▶ The teams have met twice in the postseason, with the first playoff matchup in the Wild Card round of the 1993 season. That game saw QB Brett Favre find WR Sterling Sharpe for a game-winning 40-yard score with less than a minute to go, marking the first playoff win for the Packers in more than 10 years.

NOTABLE CONNECTIONS

Packers LB Nick Perry is from Detroit...Green Bay WR Jeff Janis played at Saginaw Valley State and grew up in Tawas City, Mich. ...Packers LS Taybor Pepper is from Saline, Mich., and played at Michigan State...Green Bay S Josh Jones attended Walled Lake Western High School in Walled Lake, Mich. ...Green Bay LB Jake Ryan played at Michigan from 2011-14...Lions G T.J. Lang originally entered the NFL as a fourth-round pick of the Packers in 2009 and spent eight seasons in Green Bay...Lang was a member of Green Bay's Super Bowl XLV-winning squad...Detroit WR Jared Abbrederis is a Wautoma, Wis., native, played collegiately at Wisconsin and was the Packers' fifth-round draft pick in 2014...Detroit head coach Jim Caldwell was inducted into the Beloit (Wis.) Memorial High School Hall of Fame in 2011...Caldwell was also inducted into the Wisconsin Football Coaches Hall of Fame in 2013...Detroit T Rick Wagner is from West Allis, Wis., and was a team captain while starting 37 games during his college career at Wisconsin...Lions LB Nick Bellore is a Whitefish Bay, Wis., native...Packers defensive front assistant Jerry Montgomery (2011-12) coached for the Wolverines...Green Bay defensive line coach Mike Trgovac played and was a graduate assistant at Michigan...Green Bay running backs coach Ben Sirmans coached from 2005-06 at Michigan State...Packers wide receivers coach Luke Getsy coached at Western Michigan in 2013... Packers secondary-safeties coach Darren Perry (2003-06) worked with Detroit assistant defensive line coach Matt Raich in Pittsburgh...Detroit defensive coordinator Teryl Austin coached in Seattle from 2003-04 when Packers executive vice president, general manager & director of football operations Ted Thompson was the Seahawks' vice president of football operations...Lions defensive backs/cornerbacks coach Tony Oden (2004-05) and special teams coordinator Joe Marciano (2002-05) coached in Houston when Packers defensive coordinator Dom Capers was the Texans' head coach...Capers and Marciano coached in New Orleans from 1986-91... Lions T Greg Robinson and Packers TE Lance Kendricks were teammates for three seasons with the Los Angeles/St. Louis Rams...Green Bay TE Martellus Bennett and Detroit DE Cornelius Washington played together in Chicago from 2013-15...Packers LB Ahmad Brooks, DT Quinton Dial and Bellore teamed together in San Francisco for two seasons with the 49ers...Green Bay tight ends coach Brian Angelichio worked in Tampa Bay with Oden (2013) and Lions linebackers coach Bill Sheridan (2012-13)... Angelichio coached in Cleveland with Lions offensive line – quality control coach Michael McCarthy in 2015...Lions running backs coach David Walker coached at Pittsburgh with Angelichio (2006-10) and Getsy (2010)... Packers special teams coordinator Ron Zook coached Detroit S Tavon Wilson and LB Akeem Spence at Illinois while Zook was the Illini's head coach...Packers WR Jordy Nelson was coached at Kansas State by Lions assistant head coach/offensive line Ron Prince (2006-07) and assistant special teams coach Devin Fitzsimmons (2007)...Detroit WRs coach Robert Prince was Colorado's passing game coordinator in 2010 when he coached Green Bay T David Bakhtiari...Lions quarterbacks coach Brian Callahan coached Bakhtiari at Junipero Serra High (San Mateo, Calif.) in 2008... Lions offensive assistant – special projects George Godsey coached at Central Florida while Packers G Justin McCray played for the Knights... Packers P Justin Vogel played at Miami when Lions TE's coach Al Golden was the Hurricanes' head coach...Golden was also Ahmad Brooks' defensive coordinator during his collegiate career at Virginia...Abbrederis was collegiate teammates with Kendricks (2010) and LB Vince Biegel (2012-13) with the Badgers...Other notable college teammates include: Robinson and Packers DT Montravius Adams (Auburn), Packers WR Davante Adams and Lions S Charles Washington (Fresno State), Detroit DT A'Shawn Robinson and Green Bay S Ha Ha Clinton-Dix (Alabama), Packers RB Jamaal Williams and Lions DE Ezekiel Ansah (BYU), Packers TE Richard Rodgers and Lions WR Marvin Jones Jr. (California), Ryan and Lions C Graham Glasgow (Michigan), Detroit T Taylor Decker and Green Bay C Corey Linsley (Ohio State), Lions CB Nevin Lawson, Packers S Marwin Evans and LB Kyler Fackrell (Utah State) and Packers CB Kevin King and Lions RB Dwayne Washington (Washington).

LAST MEETING, REGULAR SEASON

Jan. 1, 2017, Ford Field, Packers won, 31-24

- ▶ Green Bay clinched the NFC North title with its sixth consecutive win.
- ▶ The victory marked the Packers' 100th overall victory against the Lions franchise since the two clubs' first meeting in 1930.
- ▶ QB Aaron Rodgers tossed four touchdown passes on 27-of-39 passing for 300 yards. WR Davante Adams hauled in two red-zone touchdowns (3 and 9 yards) for his 11th and 12th scores of the season.
- ▶ The Green Bay offense rushed 31 times for 153 yards on the night.



PACKERS VS. LIONS - WEEK 9

GROUP EFFORT

The Packers have a history of relying on many receivers over the years and that has continued.

- ▶ So far this season, 12 different players have recorded a reception and seven players each have a reception of 20-plus yards.
- ▶ Green Bay is one of four teams in the league to have five or more players with 20-plus catches this season (New England, N.Y. Jets, San Francisco).
- ▶ WR **Davante Adams** leads the Packers with 30 receptions and 351 receiving yards this season.
- ▶ For the first time in his career, Adams registered a receiving touchdown in three consecutive regular-season games (Games 4-6). Adams totaled five receiving touchdowns over that span.
- ▶ WR **Jordy Nelson** and Adams both rank near the top of the league in receiving touchdowns:

Player	Receiving TDs
1t. Will Fuller V, HOU	7
1t. DeAndre Hopkins, HOU	7
3t. Jordy Nelson, GB	6
3t. Michael Crabtree, OAK	6
3t. Zach Ertz, PHI	6
4t. Davante Adams, GB, four others	5

- ▶ Nelson and Adams both rank at the top of league in receiving touchdowns since the start of the 2016 season:

Player	Receiving TDs (Since 2016)
1. Jordy Nelson, GB	20
2. Davante Adams, GB	17
3. Mike Evans, TB	16
4. Antonio Brown, PIT	15
5. Michael Crabtree, OAK	14

- ▶ Nelson and Adams both rank at the top of the NFL in games with multiple receiving touchdowns since 2016:

Player	Games With Two-Plus Receiving TDs (Since 2016)
1. Jordy Nelson, GB	5
2t. Davante Adams, GB	4
2t. Odell Beckham Jr., GB	4

- ▶ Nelson registered two touchdowns in both Weeks 3-4, marking the third time in his career (Weeks 10-11, 16-17 in 2011) that he posted back-to-back games with two-plus TD receptions.
- ▶ Nelson has registered 15 games with two-plus TD catches since 2011, No. 1 in the league among active players over that span. The Packers have a 15-0 record in those contests.

Player	Games With Two-Plus Receiving TDs (Since 2011)
1. Jordy Nelson, GB	15
2. Dez Bryant, DAL	14
3t. Jimmy Graham, NO/SEA	13
3t. Rob Gronkowski, NE	13
5. Antonio Brown, PIT	12

- ▶ WR **Geronimo Allison** recorded a career-high 122 receiving yards on six receptions (20.3 avg.) in Week 3, including a career-long 72-yard reception in overtime to set up a 27-yard game-winning field goal by K **Mason Crosby**.

- ▶ For his career, Allison has 19 first downs on 23 catches. His first-down percentage of 82.6 percent ranks **No. 2 in the NFL** since the start of the 2016 season (min. 15 receptions).
- ▶ TE **Lance Kendricks** scored on a 1-yard reception in the first quarter of the Week 3 win over Cincinnati, his first TD catch as a Packer. He also recorded a 51-yard reception against the Bengals, the second-longest catch of his career (80 yards at Tampa Bay, Dec. 23, 2012).
- ▶ In Week 2, RB **Ty Montgomery** hauled in six receptions for 75 yards (12.5 avg.) and a TD to go with 10 carries for 35 yards (3.5 avg.) and TD, becoming the first Packer to have a rushing TD, receiving TD and 75-plus receiving yards in the same games since Dorsey Levens at Indianapolis on Nov. 16, 1997 (two rushing TDs, one receiving TD, 92 receiving yards).

NELSON MAKES HISTORY

- ▶ WR **Jordy Nelson** ranks in the top five in franchise history in receptions, receiving yards and receiving touchdowns:

Packers Player	Receptions
1. Donald Driver, 1999-2012	743
2. Sterling Sharpe, 1988-94	595
3. James Lofton, 1978-86	530
4. Jordy Nelson, 2008-14, 2016-present	523

Packers Player	Receiving Yards
1. Donald Driver, 1999-2012	10,137
2. James Lofton, 1978-86	9,656
3. Sterling Sharpe, 1988-94	8,134
4. Don Hutson, 1935-45	7,991
5. Jordy Nelson, 2008-14, 2016-present	7,669

Packers Player	Receiving TDs
1. Don Hutson, 1935-45	99
2. Jordy Nelson, 2008-14, 2016-present	69

- ▶ For the second straight season, Nelson had five TD catches through the first four games (2016-17). He joined Don Hutson (1944-45) as the only players in franchise history to have five-plus TD catches in the first four games in back-to-back seasons.
- ▶ QB **Aaron Rodgers** and Nelson have connected for 65 touchdowns, **the most by a duo in team history** (Brett Favre and Antonio Freeman, 57).
- ▶ In 2016, Nelson joined WR Sterling Sharpe as the **only players in team history** to record two seasons with 95-plus catches.
- ▶ In 2016, Nelson registered the fourth 1,200-yard (1,257) receiving season of his career, tying James Lofton for the **best mark in team history**.
- ▶ It was the third time in Nelson's career that he recorded 10-plus receiving TDs in a season (2011 and 2014). He joined Sharpe (four) and Hutson (three) as the **only players in franchise history to post 10-plus TD catches in three or more seasons**.
- ▶ Nelson is the **first player in franchise history to record 13-plus receiving touchdowns in three different seasons** (2011, 2014, 2016). His three seasons of 13-plus TD receptions tie Pro Football Hall of Famers Lance Alworth, Cris Carter and Marvin Harrison for the fourth most in NFL history. Only Pro Football Hall of Famer Jerry Rice (eight), Terrell Owens (seven) and Randy Moss (six) have more such seasons in NFL history.
- ▶ With at least one touchdown reception in 11 games last season, Nelson tied Sharpe (1992 and 1994) for the most games with at least one TD catch in a single season in franchise history.
- ▶ Nelson has 25 100-yard receiving games in his career, **passing Hutson (24) for No. 3 in team history**. He trails Sharpe (29) for the second most.

PACKERS VS. LIONS - WEEK 9

IN THE RED ZONE

- ▶ Green Bay leads the NFL in red-zone percentage this season (17 TDs on 23 drives):

Team	Red-Zone Percentage (2017)
1. Green Bay	73.9
2. Philadelphia	68.0
3. Houston	65.2
4. Oakland	64.7
5. Dallas	62.1

- ▶ The Packers rank in the top five in the NFL in red-zone points scored this season:

Team	Red-Zone Points (2017)
1. New England	160
2. Dallas	145
3. Los Angeles Rams	141
4. Philadelphia	135
5. Green Bay	132

- ▶ WR **Jordy Nelson** is tied for **No. 2 in the NFL** with five red-zone touchdown receptions this season (PHI TE Zach Ertz, six / HOU WR DeAndre Hopkins, five).

- ▶ Nelson leads the NFL and WR **Davante Adams** ranks No. 3 in receiving touchdowns in the red zone since the start of the 2016 regular season:

Player	Red-Zone Rec. TDs (Since 2016)
1. Jordy Nelson, GB	16
2. Cameron Brate, TB	12
3. Davante Adams, GB	11
4. Mike Evans, TB	10

- ▶ Nelson's 11 red-zone touchdown receptions in 2016 were a career high and tied for the top mark by a Packer since STATS began recording in 1991 (James Jones, 2012; Sterling Sharpe, 1994).

RIGHT FROM THE START

- ▶ The Packers lead the league with 34 points on opening drives:

Team	Points On Opening Possession (2017)
1. Green Bay	34
2t. Jacksonville	30
2t. Washington	30
4. Philadelphia	24
5. New England	23

- ▶ The Packers have finished in the top 10 in points scored on opening possessions in each season dating back to 2013:

Season	Points On Opening Poss.	Rank
2016	58	4
2015	37	9t
2014	48	2
2013	36	8t

- ▶ Since 2016, Green Bay has scored touchdowns on its first drive in 12 of 23 games (52.2 percent).

- ▶ The Packers are the only team with five touchdowns on opening drives this season.

Team	TDs On First Possession (2017)
1. Green Bay	5
2. Six teams	3

- ▶ Since 2013, the Packers rank near the top of the league in a few first-possession statistics:

Team	Points On First Possession (Since 2013)
1. Green Bay	213
2. Atlanta	194
3. New England	193
4. Cincinnati	188
5. Philadelphia	172

Team	TD Pct. On First Possession (Since 2013)
1. Green Bay	35.2
2. New England	33.3
3. Los Angeles Chargers	32.8
4t. Atlanta	32.4
4t. Cincinnati	32.4

ASCENDING AARON

Rookie RB **Aaron Jones** has put together a couple of strong performances on the ground this season, rushing for 131 yards and a touchdown in Week 7 vs. New Orleans and 125 yards and a touchdown on 19 carries at Dallas in Week 5.

- ▶ In Week 7, Jones reached 131 yards in 17 carries (7.7 avg.), the fewest number of carries needed by a Green Bay rookie in a 125-yard rushing game.

- ▶ Jones is **tied for No. 2 in the NFL** with two 125-yard rushing games this season (PIT RB Le'Veon Bell, three).

- ▶ Jones joined RBs Eddie Lacy and John Brockington in a tie for the most 125-yard rushing games in a season by a Green Bay rookie.

- ▶ Jones ranks **No. 4 in NFL** among rookies in rushing this season:

Rookie	Rushing Yards
1. Kareem Hunt, KC	763
2. Leonard Fournette, JAX	596
3. Dalvin Cook, MIN	354
4. Aaron Jones, GB	346
5. Deshaun Watson, HOU	269

- ▶ Below is where Jones ranks among running backs in the NFL this season (min. 6.25 att/game):

Player	Rushing Avg.
1. Alex Collins, BAL	5.98
2. Aaron Jones, GB	5.58
3. Orleans Darkwa, NYG	5.37

Player	First-Down Percentage
1. Devonta Freeman, ATL	28.2
2. Aaron Jones, GB	27.4
3. Jamaal Charles, DEN	26.0



PACKERS VS. LIONS - WEEK 9

CLAY FINDS HIS WAY TO THE BALL

LB **Clay Matthews** continues to make an impact on opposing offenses.

- In Week 4, he registered a sack/forced fumble of QB Mike Glennon to move past DE Kabeer Gbaja-Biamila to set the team record:

Player	Career Sacks
1. Clay Matthews, 2009-17	75.0
2. Kabeer Gbaja-Biamila, 2000-08	74.5
3. Reggie White, 1993-98	68.5
4. Tim Harris, 1986-90	55.0
5. Aaron Kampman, 2002-09	54.0

- In 2015, Matthews was selected to his sixth Pro Bowl and first as an inside linebacker after recording 6.5 sacks (second on the team), 14 QB hits (No. 1 on the team), and a career-high 84 tackles (No. 2 on the team). He was also one of three players (Micah Hyde, Sam Shields) on the team to have an interception and a fumble recovery.

- He is **tied for the fourth-most** six-plus-sack seasons among active players in the NFL since 2009:

Player	Six-Plus-Sack Seasons (Since 2009)
1. Julius Peppers, CAR/CHI/GB	9
2t. Calais Campbell, ARI/JAX	8
2t. Cameron Wake, MIA	8
4t. Clay Matthews, GB	7
4t. Ahmad Brooks, SF/GB	7
4t. Tamba Hali, KC	7
4t. Ryan Kerrigan, WAS	7

- Matthews ranks in the top 10 in sacks since 2009 among active players:

Player	Sacks (Since 2009)
1. Cameron Wake, MIA	87.5
2t. Von Miller, DEN	80.5
2t. Julius Peppers, CAR/CHI/GB	80.5
4. Elvis Dumervil, DEN/BAL/SF	76.5
5. J.J. Watt, HOU	76.0
6. Clay Matthews, GB	75.0
7. Tamba Hali, KC	71.0

- Matthews is **tied for No. 1 in team history** in 10-sack seasons and is **No. 4** in two-sack games:

Player	10-Sack Seasons
1t. Clay Matthews, 2009-10, 2012, 2014	4
1t. Reggie White, 1993, 1995, 1997-98	4
1t. Kabeer Gbaja-Biamila, 2001-04	4

Player	Two-Sack Games
1. Reggie White, 1993-98	16
2. Kabeer Gbaja-Biamila, 2000-08	15
3. Tim Harris, 1986-90	14
4. Clay Matthews, 2009-17	13

PERRY LEADS THE RUSH

Packers LB **Nick Perry** leads a pass rush that has recorded multiple sacks in 16 of the past 23 regular-season games.

- Perry leads the team with 3.5 sacks this season.
- Despite missing two games, Perry registered a team-high 11 sacks, **tied for No. 8 in the NFL**, in 2016. He became the 11th player in team history (since 1982) to register a double-digit sack total in a season.
- Dating back to the start of 2016, Perry has registered a half-sack or more in 13 regular-season games, **tied for No. 7 in the NFL**:

Player	Games With Half-Sack Or More
1. Ryan Kerrigan, WAS	16
2t. Chandler Jones, ARI	15
2t. Von Miller, DEN	15
2t. Cameron Wake, MIA	15
5t. Joey Bosa, LAC	14
5t. Cameron Jordan, NO	14
7t. Nick Perry, GB, five others	13

BURNETT BRINGS IT

Packers S **Morgan Burnett** has been a steady force on the Packers defense for years, starting 102 games (including playoffs) since 2011.

- From 2011-14, he was the only Packer to surpass 100 tackles each season, and despite missing five games in 2015, he tied for the team lead in solo tackles (54) and led the team with 14 total tackles in the postseason. In 2016, he was **No. 1 on the team** in tackles (92) despite missing a game.
- He set a single-season career high with three sacks in 2016, **No. 2 among safeties** according to STATS:

Player	Sacks (2016)
1. Landon Collins, NYG	4.0
2. Morgan Burnett, GB	3.0
3t. Four players	2.0

- Burnett recorded two interceptions in 2016, tied for the second most of his career (two in 2012 / three in 2011).
- Burnett has 7.5 sacks since 2011, **No. 5 among safeties** over that time span:

Player	Sacks (Since 2011)
1. Harrison Smith, MIN	9.0
2t. Roman Harper, NO/CAR	8.5
2t. Reshad Jones, MIA	8.5
2t. T.J. Ward, CLE/DEN/TB	8.5
5. Morgan Burnett, GB	7.5

- He ranks **No. 3 among Green Bay safeties** (since 1982) in career sacks, according to STATS:

Packers Safety	Career Sacks
1. LeRoy Butler, 1990-2001	20.5
2. Mark Murphy, 1980-85, 87-91	11.0
3. Morgan Burnett, 2010-present	7.5



PACKERS VS. LIONS - WEEK 9

ON THE RISE

S **Ha Ha Clinton-Dix** has been a presence on the Packers defense since his rookie season and earned his first trip to the Pro Bowl and second-team All-Pro recognition from *The Associated Press* in 2016.

- ▶ After starting 10 of 16 games and both postseason contests as a rookie, he has started every game since 2015.
- ▶ Clinton-Dix is **tied for No. 6 among safeties** in interceptions since 2014 (including the postseason):

Safety	Interceptions (Since 2014)
1. Reggie Nelson, CIN/OAK	17
2t. Kurt Coleman, KC/CAR	16
2t. Glover Quin, DET	16
4. Micah Hyde, GB/BUF	14
5. Mike Adams, IND	13
6t. Ha Ha Clinton-Dix, GB	12
6t. Tashaun Gipson, CLE/JAX	12

- ▶ His three career postseason interceptions rank **No. 1 among safeties** since he entered the league in 2014, according to STATS.
- ▶ His career-best five interceptions were **tied for No. 5 in the NFL** in 2016 and **tied for No. 2 among safeties**:

Safety	Interceptions (2016)
1. Quintin Demps, HOU	6
2t. Ha Ha Clinton-Dix, GB	5
2t. Landon Collins, NYG	5
2t. Reggie Nelson, OAK	5
5t. Four players	4

- ▶ It was the most interceptions by a Packers safety in a single season since Charles Woodson (seven) and Charlie Peprah (five) in 2011.
- ▶ In 2016, Clinton-Dix posted a career-high two interceptions in both Week 9 and Week 15, becoming the first Packer to have multiple two-INT games in a season since Woodson in 2011.
- ▶ In Week 9 of 2016, he joined CB Al Harris (vs. New Orleans, Oct. 9, 2005) as the only players to post two INTs in a first quarter for the Packers since 1993.

PROLIFIC PUNT TEAM

- ▶ P **Justin Vogel** and the punt team rank near the top of the league in a couple of categories this season:

Player	Net Punting Average
1. Brett Kern, TEN	46.5
2. Marquette King, OAK	45.6
3. Johnny Hekker, LAR	45.5
4. Justin Vogel, GB	44.5
5. Bradley Pinion, SF	43.6

Team	Opp. Punt Return Avg.
1. San Francisco	2.2
2. Los Angeles Rams	3.7
3. Green Bay	3.8

- ▶ Under special teams coordinator **Ron Zook** (since 2015), the Packers rank **No. 1 in the NFL** in opponent punt return average (5.4).

CONTINUAL IMPACT

In his career, DT **Mike Daniels** has seen his playing time steadily increase as well as his production, earning him a role as a standout on the defense.

- ▶ Daniels ranks **No. 3 among Packers defensive tackles** in sacks (since 1982), according to STATS LLC:

Packers Defensive Tackles	Sacks (Since 1982)
1. Cullen Jenkins, 2004-10	29.0
2. Santana Dotson, 1996-2001	26.0
3. Mike Daniels, 2012-present	23.5
4t. Cletidus Hunt, 1999-2004	17.0
4t. Corey Williams, 2004-07	17.0

- ▶ Daniels is third on the Packers with 21.5 sacks since the start of the 2013 season. He is **No. 11 among NFL defensive tackles** over that span, according to STATS LLC.
- ▶ He has started all but two regular-season and postseason games for Green Bay and has played the most defensive snaps among Packers defensive linemen since the start of the 2014 season.

OTHER DEFENSIVE NOTES

- ▶ With 13 takeaways this season, Green Bay is tied with Kansas City, New York Jets and Seattle for No. 6 in the NFL (Buffalo and Baltimore, 17 / Detroit and Jacksonville, 16 / Philadelphia, 14).
- ▶ The Packers are tied for the lead the NFL (Chicago and Dallas) in opponent fumbles recovered this season (seven).
- ▶ CB **Damarious Randall** has recorded an interception in each of the last three games, the first Packer to do so since CB Casey Hayward in 2012 (Weeks 5-7).
- ▶ Randall now has three interceptions on the season, matching his career high set in 2015 and 2016. Randall joins Ace Loomis (1951-53), Bobby Dillon (1952-54), Val Joe Walker (1953-55), Ken Ellis (1970-72) and Tim Lewis (1983-85) as the only Packers (since 1940) with three-plus INTs in each of their first three seasons in the NFL.
- ▶ Randall is tied for No. 3 in the NFL with three interceptions.
- ▶ LB **Blake Martinez** has set a new single-game career high for tackles each of the last three games (13 at Dallas, 14 at Minnesota, 15 vs. New Orleans). He also has 12-plus tackles in four of his last five games.

RACKING UP POINTS

- K **Mason Crosby** is moving his way up the record books.
- ▶ Crosby passed Ryan Longwell in Week 2 of the 2015 season to become the franchise career points leader:

Player	Career Points
1. Mason Crosby, 2007-17	1,305
2. Ryan Longwell, 1997-2004	1,054
3. Don Hutson, 1935-45	823

- ▶ Crosby's 1,267 points from 2007-16 were the **second most by an NFL player in his first 10 seasons** (NE Stephen Gostkowski, 1,330 from 2006-15).
- ▶ Crosby (1,442) passed Longwell (1,119) for the most points scored in the regular and postseason combined in franchise history.
- ▶ Crosby recorded 122 points during the 2016 season, giving him the 10th 100-point season of his career and **extending his franchise record**. Crosby's 10 seasons with 100-plus points are the **most in the NFL since 2007**. The only other kickers to have 10 or more consecutive seasons of 100-plus points are Jason Elam (16, 1993-2008) and Adam Vinatieri (13, 1996-2008).



PACKERS VS. LIONS - WEEK 9

ON THE ROAD AGAIN

Green Bay went 7-1 away from Lambeau Field in 2011, with the seven road wins setting a single-season franchise record.

- ▶ The Packers have been able to stay above the .500 mark on the road during Head Coach **Mike McCarthy's** tenure, a notable achievement in the National Football League.
- ▶ Since 2006, McCarthy's first season as the head coach in Green Bay, only nine of 32 NFL teams have regular-season road records above .500.

Team	W-L Record	Pct.
1. New England	66-25-0	.725
2. Dallas	54-38-0	.587
3. Green Bay	50-41-0	.549
4. Pittsburgh	51-42-0	.548
5. Indianapolis	50-42-0	.543
6. Philadelphia	49-42-1	.538
7. New Orleans	49-43-0	.533
8. N.Y. Giants	48-44-0	.521
9. Denver	47-44-0	.516

330 AND COUNTING

Another packed house at Lambeau Field against the New Orleans Saints in Week 7 brought the stadium's consecutive-sellouts streak to 330 regular-season games (not including replacement games).

- ▶ The league's longest-tenured stadium, Lambeau Field is hosting its 61st season of football in 2017. For the victory over Dallas in the Divisional round of the 2014 playoffs, Packers fans set a new Lambeau Field paid-attendance record (79,704).
- ▶ Across American professional sports, only Boston's Fenway Park (1912) and Chicago's Wrigley Field (1914) have longer tenures.

THE LAMBEAU ADVANTAGE

The crown jewel of the National Football League, Lambeau Field has long been known as one of the tougher venues to play in, particularly during the harsh Wisconsin winter.

- ▶ Re-establishing home-field advantage after a 4-4 mark in 2008 was one of the goals of 2009, and with the Packers finishing 6-2 at home, they accomplished that goal. Green Bay followed that up with a 7-1 mark at Lambeau Field in 2010, a perfect 8-0 record in 2011, the first undefeated home mark since 2002, and a 7-1 mark in 2012. The Packers were one of two teams to finish undefeated at home during the 2014 regular season (Denver).
- ▶ Head Coach **Mike McCarthy** stated consistently upon his arrival in Green Bay that one of the team's goals would be to reclaim the mystique of playing at Lambeau Field. Mission accomplished. The team is 68-23-1 (.745) at home in the regular season since 2006, **No. 2 in the NFL**.
- ▶ Since **Ron Wolf** and **Mike Holmgren** began the revitalization of the franchise in 1992, Green Bay owns the best home record in the NFL. A look at the top regular-season home W-L records since the '92 season:

Team	W-L Record	Pct.
1. Green Bay	155-48-1	.762
2. New England	148-57-0	.722
3. Pittsburgh	146-56-1	.721

HOT AT HOME

Since the start of 2009, the Packers have been one of the best teams in the league at home during the regular season:

Team	W-L Record	Pct.
1. New England	60-9-0	.870
2. Green Bay	54-13-1	.801
3. Seattle	50-17-0	.746
4. Baltimore	50-18-0	.735
5. Pittsburgh	48-19-0	.716

IN THE FREE-AGENCY ERA

Talk of unrestricted free agency in the early '90s led many to forecast tough times for the small-town Green Bay Packers.

- ▶ However, Green Bay has remained among the most successful teams since the advent of free agency in 1993. The Packers have won 10 or more games 15 times since '93 and captured 10 division crowns.
- ▶ A look at the most successful teams in the free-agency era:

Team	W-L Since '93	Pct.	Playoff Berths
1. New England	266-126-0	.679	18
2. Green Bay	249-141-1	.638	18
3. Pittsburgh	247-144-1	.631	16
4. Denver	236-155-0	.604	13
5. Indianapolis	227-165-0	.579	16

IN THE LEAGUE RANKINGS 2017 REGULAR SEASON



GREEN BAY (Team)

Category	NFC	NFL
Turnover Margin (+4)	4t	8t
Points Scored (23.4)	7	11
Points Allowed (23.0)	10t	20t
Total Offense (310.0)	13	22
Rushing (101.6)	9	18
Passing (208.4)	15	24
Total Defense (348.9)	12	23
vs. Rush (125.7)	15	26
vs. Pass (223.1)	9	16
Third-Down Offense (42.4%) . . .	7	9
Third-Down Defense (41.9%) . . .	11	24
Red-Zone Offense (73.9%)	1	1
Red-Zone Defense (73.7%)	16	30

DETROIT (Team)

Category	NFC	NFL
Turnover Margin (+7)	1	4
Points Scored (25.1)	5	9
Points Allowed (24.1)	13	25
Total Offense (324.3)	11	19
Rushing (82.1)	14	28
Passing (242.1)	8	12
Total Defense (346.1)	11	21
vs. Rush (91.6)	4	7
vs. Pass (254.6)	13	25
Third-Down Offense (37.0%) . . .	12	20
Third-Down Defense (37.5%) . . .	6	13t
Red-Zone Offense (45.0%)	15t	28t
Red-Zone Defense (57.1%)	10t	23t

GREEN BAY (Individual)

Category	NFC	NFL
Passing: Hundley (40.5)	26	52
Rushing: A.Jones (346)	10	24
Receptions: D.Adams (30)	20t	44t
Rec. Yds.: D.Adams (351)	24	45
INTs: Randall (3)	1t	3t
Sacks: Perry (3.5)	23t	42t










DETROIT (Individual)

Category	NFC	NFL
Passing: Stafford (89.6)	9	15
Rushing: Abdullah (369)	8	19
Receptions: Tate (43)	4t	8t
Rec. Yds.: Tate (449)	9	19
INTs: Quin/Slay (3)	1t	3t
Sacks: Ansah/Zettel (4.0)	17t	32t



2017 SCHEDULE NOTES

2017 OPPONENTS

	Record	NFL Rank (2017)	
		Offense	Defense
 Seattle Seahawks.....(5-2)		7	17
 at Atlanta Falcons(4-3)		5	11
 Cincinnati Bengals(3-4)		30	5
 Chicago Bears(3-5)		29	8
 at Dallas Cowboys(4-3)		8	13
 Minnesota Vikings(6-2)		13	3
 New Orleans Saints(5-2)		2	20
 Detroit Lions.....(3-4)		19	21
 Baltimore Ravens(4-4)		31	10
 at Pittsburgh Steelers..(6-2)		11	4
 Tampa Bay Buccaneers..(2-5)		4	29
 at Cleveland Browns...(0-8)		26	9
 at Carolina Panthers ...(5-3)		21	2

A LOOK AT THE SCHEDULE

The Green Bay Packers' 97th NFL regular-season schedule – highlighted by five prime-time contests (subject to flexible scheduling) – was released April 20 by the National Football League.

- ▶ It will be the first regular season that has the Packers playing home games on a Saturday, Thursday and Monday.
- ▶ Green Bay's schedule includes six games against 2016 playoff teams. Two of those contests (Detroit, Seattle) are at Lambeau Field, while four (Atlanta, Dallas, Detroit, Pittsburgh) will come on the road. The Packers will play two teams (Atlanta, Dallas) that it played during the 2016 regular and postseason.
- ▶ For the first time since 2012, the Packers opened the season at home, and will play three of their first four games at Lambeau Field.
- ▶ In Week 1, Green Bay hosted the Seattle Seahawks, marking the third consecutive regular season that the Packers have played the Seahawks at home. Green Bay improved to 11-3 against the Seahawks at home during the regular and postseason, including eight straight wins.
- ▶ For the second straight season, the Packers played a prime-time game on the road in Week 2, traveling to Atlanta for an NFC Championship rematch with the Falcons.
- ▶ Week 3 saw the Cincinnati Bengals play in Green Bay for just the sixth time, and Week 4 had the Packers hosting the Chicago Bears on a Thursday night for the third consecutive season (12th straight year in primetime). The division rivals squared off in a prime-time contest for the 12th straight season.
- ▶ Green Bay begins October with back-to-back road games. The Packers first traveled to play the Dallas Cowboys, marking the fourth matchup between the two clubs since 2015 (including postseason), and then faced the Vikings in Minnesota in Week 6.
- ▶ In Week 7, the New Orleans Saints visited Lambeau, it was their latest trip by date to Wisconsin since playing the Packers in Milwaukee on Nov. 17, 1985.
- ▶ The Packers had a Week 8 bye, the latest bye week for Green Bay since 2014 (Week 9).
- ▶ Green Bay hosts the Detroit Lions on *Monday Night Football* in Week 9, marking the third time the two teams have met on *MMF* and the first since 1972. Green Bay swept the regular-season series with the Lions last season for the first time since 2012 and for the seventh time under McCarthy.
- ▶ In Week 10, Green Bay will face the Bears in Chicago, a place they have won in the regular season each of the last six years.
- ▶ After welcoming the Baltimore Ravens to Lambeau Field in Week 11 for just the fourth time, the Packers will travel to Pittsburgh to play the Steelers in a Sunday night matchup in Week 12.
- ▶ After stopping back in Green Bay in Week 13 to play Tampa Bay, the Buccaneers' first December trip to Lambeau since 2000, the Packers will begin a stretch of three road games in four weeks with a trip to Cleveland in Week 14. It is the first time since 2009 that Green Bay will finish the regular season with three of the final four games taking place on the road.
- ▶ The Packers will finish their slate against the NFC South when they play at the Carolina Panthers in Week 15.
- ▶ For the second consecutive season, Green Bay will host the Vikings on a Saturday in Week 16. The Packers have won their last five regular-season games played on Saturdays.
- ▶ Green Bay will close out the regular season at Detroit for the second consecutive year, marking the first time it has finished the regular season on the road against the same team in back-to-back seasons since 1991-92 (Minnesota).



PACKERS VS. LIONS - WEEK 9

BREAKING DOWN THE ROSTER

The Packers currently have an 53-man roster that is composed of 25 offensive players, 25 defensive players and three specialists.

- ▶ Of the 53 players on Green Bay's roster, 32 of them (60.4 percent) were draft picks of the Packers. Dating back to 2007, Green Bay has at least one member of each draft class still on the roster.
- ▶ Green Bay has 14 players on the roster that began their careers as undrafted free agents, with 11 of those originally signed by Green Bay.
- ▶ Over a third (37.7 percent) of the players (20 of 53) on Green Bay's roster entered the league as a sixth-round or seventh-round pick or as an undrafted player.
- ▶ The Packers have four players on the roster that played in the NFL prior to the 2009 season. Three of those four players were draft picks of the Packers (K **Mason Crosby**, WR **Jordy Nelson** and LB **Clay Matthews**) and two have made at least one Pro Bowl.
- ▶ Of the 53 players on the roster, 43 began their pro careers with the Packers (81.1 percent).
- ▶ Only 19 of the 53 players on the roster (35.8 percent) were selected in the first three rounds of the draft, with 16 being drafted by the Packers.

GREEN BAY'S ROSTER ...

BY AGE (as of Nov. 6)

21-24	26 players
25-28	19 players
29-32	5 players
33-plus	3 players

BY EXPERIENCE

R-1	14 players
2-3	16 players
4-5	9 players
6-9	9 players
10-plus	5 players

BY DRAFT ROUND

1st	6 players
2nd/3rd	13 players
4th/5th	14 players
6th/7th	6 players
Undrafted	14 players

2017 HONOR ROLL

RB Aaron Jones

Pepsi NFL Rookie of the Week (Week 5, at Dallas), voted by fans
 Pepsi NFL Rookie of the Week (Week 7, vs. New Orleans), voted by fans
 FedEx Ground Player of the Week (Week 7, vs. New Orleans), voted by fans

QB Aaron Rodgers

NFC Offensive Player of the Week – Week 5 (at Dallas)
 -Ranks first in franchise history with 16 Player of the Week Awards, passing Brett Favre (12).
 -Leads the league with the most Player of the Week Awards since 2010 (16).
 -Named Player of the Week at least once for the eighth consecutive season.
 Castrol Edge Clutch Performer of the Week (Week 5, at Dallas), voted by fans

PACKERS IN WEEKLY 2017 TEAM RANKINGS

After	Week ...	Opp.	NFL Offense			NFL Defense		
			Total	Rush	Pass	Total	Rush	Pass
	1	SEA	8	15	6	5t	17	4
	2	@ATL	7	27	4	8	20t	9
	3	CIN	10	29t	2	8	21	7
	4	CHI	16	28	10	6	19	5
	5	@DAL	16	22	11	11	22	6
	6	@MIN	22	26	15	14	24	11
	7	NO	23	20	23	22	27	16
	8	Bye	22	18	24	23	26	16
	Packers in 2016		8	20	7	22	8	31
	Packers in 2015		23	12	25t	15	21	6
	Packers in 2014		6	11	8	15	23	10
	Packers in 2013		3	7	6	25	25	24
	Packers in 2012		13	20	9	11	17	11
	Packers in 2011		3	27	3	32	14	32
	Packers in 2010		9	24	5	5	18	5
	Packers in 2009		6	14	7	2	1	5
	Packers in 2008		8	17	8	20	26	12
	Packers in 2007		2	21	2	11	14	12
	Packers in 2006		9	23	8	12	13	17
	Packers in 2005		18	30	7	7	23	1
	Packers in 2004		3	10	3	25	14	25
	Packers in 2003		4	3	16	17	10	23
	Packers in 2002		12	12	10	12	21	3
	Packers in 2001		6	21	3	12	16	15
	Packers in 2000		15	23	8	15	8	19
	Packers in 1999		9	21	7	19	22	18
	Packers in 1998		5	25	3	4	4	10
	Packers in 1997		4	12	3	7	20	8
	Packers in 1996		5	11	5	1	4	1
	Packers in 1995		7	26	3	14	7	21
	Packers in 1994		9	19	9	6	3	15
	Packers in 1993		19	22	18	2	8	7
	Packers in 1992		15	21	9	23	16	23



PACKERS STARTERS – OFFENSE

WR Jordy Nelson, 10th Year, Kansas State, D2a-08

- ▶ Became the fourth player in franchise history to reach 500 receptions.
- ▶ Has 69 career receiving TDs, No. 2 in Packers history behind Don Hutson (99).
- ▶ Became the first player in franchise history to record 13-plus receiving touchdowns in three different seasons (2011, 2014, 2016). His three seasons of 13-plus TD receptions tie Pro Football Hall of Famers Lance Alworth, Cris Carter and Marvin Harrison for the fourth most in NFL history.
- ▶ Missed all of the 2015 season due to a knee injury.
- ▶ Finished the 2014 regular season ranked fourth in the NFL in receiving yards (1,519), seventh in receptions (98) and tied for second in receiving touchdowns (13). Earned first selection to the Pro Bowl.
- ▶ Led the team in 2013 with 85 catches for 1,314 yards and eight TDs. Ranked No. 10 in the NFL that season in receiving yards.
- ▶ With 15 TD catches in 2011, became only the third player in franchise history to catch 15 or more TDs in a season, joining WRs Sterling Sharpe (18 in 1994) and Don Hutson (17 in 1942).

LT David Bakhtiari, 5th Year, Colorado, D4a-13

- ▶ Named to first career Pro Bowl in 2016.
- ▶ Has started all but six games at LT since the start of the 2013 regular season. Missed Weeks 2-5 this season and the final two games of the 2015 regular season due to injury.
- ▶ Started all 16 games at left tackle in 2013, the only rookie in the NFL to do so in 2013 and the first Packer rookie to do so since the league went to a 16-game schedule in 1978.
- ▶ Became just the fourth Green Bay rookie to start at LT in the season opener since the 1970 AFL-NFL merger and the first since 1985.

LG Lane Taylor, 5th Year, Oklahoma State, FA-13

- ▶ Has played in 53 regular-season games for Green Bay with all but two of his 24 starts (LT in Week 4-5 this season) taking place at LG.
- ▶ Made the first starts of his career in 2015, opening at RG at Detroit in Week 13 in place of an injured T.J. Lang and at LG in Week 17 vs. Minnesota with Josh Sitton sliding to LT in place of an injured David Bakhtiari.
- ▶ A four-year letterman at OSU, starting 47 of 50 games played at right guard. Unanimous first-team All-Big 12 selection by the conference's coaches as a senior.

C Corey Linsley, 4th Year, Ohio State, D5a-14

- ▶ Has started every game at C since Week 9 of 2016. Was on reserve/physically unable to perform for the entire preseason and the first seven regular-season games last season.
- ▶ Started 29 games and four postseason contests in his first two seasons.
- ▶ First rookie center to start for Green Bay in Week 1 since the merger.
- ▶ Was the first rookie center to start every game for the Packers since the league went to a 16-game schedule in 1978.
- ▶ Named to PFWA's All-Rookie team, the first Green Bay center to be honored since its inception in 1974.

RG Jahri Evans, 12th Year, Bloomsburg, UFA (NO)-17

- ▶ Selected to six Pro Bowls (2009-14) and has been named first-team All-Pro by *The Associated Press* four times (2009-12).
- ▶ Has started all 176 games he has played in since entering the league in 2006, the most games played by an active NFL offensive lineman over that span.
- ▶ Started all 16 games in nine of his 11 seasons in New Orleans (2006-16), missing just seven contests due to injury.
- ▶ Helped the Saints finish in the top six in the NFL in total offense in all 11 of his seasons in New Orleans (2006-16), including six No. 1 rankings (2006, 2008-09, 2011, 2014, 2016).
- ▶ Entered the NFL with New Orleans in 2006 as a fourth-round pick (No. 108 overall) out of Bloomsburg (Pa.) University, where he was a finalist for the Gene Upshaw Player of the Year Award in both of his final two seasons.

RT Bryan Bulaga, 8th Year, Iowa, D1-10

- ▶ Has started 47 of 55 games since the start of the 2014 season.
- ▶ Missed the second part of the 2012 season after suffering a hip injury vs. Arizona on Nov. 4 and missed all of the 2013 season after injuring his knee on Aug. 3.
- ▶ Started 37 games at RT in his first three seasons in the league.
- ▶ Started the final 12 games of 2010 and the entire postseason at right tackle after taking over for veteran Mark Tauscher (shoulder).
- ▶ Named to the *Pro Football Weekly*/PFWA All-Rookie team in 2010.
- ▶ Capped his rookie season by becoming the youngest player at the time, according to STATS LLC, to ever start in the Super Bowl (21 years, 322 days).

TE Martellus Bennett, 10th Year, Texas A&M, UFA (NE)-17

- ▶ Ranks No. 4 on the team with 24 receptions this season.
- ▶ Posted 50-plus receptions in each season from 2012-16, one of only three tight ends in the league (Greg Olsen, Jason Witten) to do so over that span.
- ▶ Posted a career-high three 100-yard receiving games in 2016 with the Patriots, tied for No. 2 in the NFL among TEs, and a career-best seven TD catches, tied for No. 3 in the league among TEs.
- ▶ Registered a career-high 90 receptions with the Chicago Bears in 2014, the most among NFL tight ends that season, on his way to earning Pro Bowl recognition.
- ▶ Entered the NFL in 2008 as a second-round pick (No. 61 overall) with Dallas and went on to play four seasons with the Cowboys (2008-11). Also played one season with the N.Y. Giants (2012), three with the Bears (2013-15) and one with the Patriots (2016).

WR Randall Cobb, 6th Year, Kentucky, D2-11

- ▶ Despite missing a game, ranks No. 2 on the team with 28 receptions this season.
- ▶ Led the team with a 13.5-yard punt-return average in 2016.
- ▶ Posted the 12th 100-yard receiving game of his career in Week 4 (108 on nine receptions) and tied his single-game high for receptions (11 for 95 yards and a TD) in Week 7 last season.
- ▶ Led the team in receptions (79), was No. 2 in receiving yards (829) and was No. 3 in touchdown receptions (six) in 2015.
- ▶ Set a new single-season career high with five 100-yard receiving games during the 2014 season (three-2012). Earned first trip to the Pro Bowl.
- ▶ His career-best 91 receptions in 2014 are the eighth most in team history.
- ▶ Finished the regular season tied for fourth in the NFL with 12 touchdown receptions in 2014.
- ▶ Set a franchise single-season record with a league-high 2,342 combined net yards in 2012, topping the previous team mark of 2,250 yards by RB Ahman Green in 2003.

QB Brett Hundley, 3rd Year, UCLA, D5-15

- ▶ Made first career start in Week 7 vs. New Orleans.
- ▶ Finished No. 7 in the NFL this past preseason with a passer rating of 88.8 after completing 48 of 76 passes for 482 yards (No. 6 in the NFL) with three touchdowns and an interception.
- ▶ Served as the No. 3 quarterback in 2015 and the No. 2 quarterback in 2016.
- ▶ Ranked No. 2 in the NFL with 630 passing yards in the 2015 preseason, completing 45 of 65 passes (69.2 percent) for seven TDs with one INT for a passer rating of 129.6 (No. 3 in the NFL).
- ▶ Finished career at UCLA ranked No. 1 in school history in passing TDs (75), total offense (11,713 yards) and completions (837) despite playing just three seasons for the Bruins.
- ▶ Ranked No. 2 in school annals in passing yards (9,966), 300-yard passing games (10), rushing yards by a QB (1,747) and rushing TDs by a QB (30).

RB Ty Montgomery, 2nd Year, Stanford, D3-15

- ▶ After being converted from wide receiver to running back during the 2016 season, has started 11 games at RB, including five games this season. Missed Week 5 due to injury.
- ▶ In Week 15 at Chicago (2016), rushed for 162 yards on 16 carries and two touchdowns. His 162 yards were the most by a Packers player in a single game since Dec. 11, 2005 (Samkon Gado, 171 yards on 29 carries, 5.9 avg.). Dating back to 1960, his 10.13 yards-per-carry average was the third highest (min. 15 carries) by a Green Bay player.
- ▶ Played in six games with three starts as a rookie in 2015 before an ankle injury sustained in Week 6 sidelined him for the remainder of the season.
- ▶ Posted 5,190 all-purpose yards at Stanford (334 rushing, 2,125 receiving, 238 PR, 2,493 KOR), the fourth most in school history at the time.

FB Aaron Ripkowski, 2nd Year, Oklahoma, D6a-15

- ▶ Has played in 38 career games with eight starts.
- ▶ Scored his first career rushing touchdown in Week 12 (2016) and followed it up with one in Week 13.
- ▶ Led the team and set career highs in Week 17 (2016) at Detroit with 61 rushing yards on nine carries (6.8 avg.)
- ▶ Played in 15 games as a rookie, seeing action primarily on special teams. Was tied for No. 4 on the team with nine special teams tackles.
- ▶ Began collegiate career as a walk-on and went on to play in 47 games with 17 starts.



PACKERS STARTERS – DEFENSE

DE Dean Lowry, 2nd Year, Northwestern, D4b-16

- ▶ Made first career start in the season-opening win over Seattle. Has started six of seven games this season.
- ▶ Saw action in 15 games as a rookie (2016) and registered 14 tackles (eight solo), two sacks, three tackles for a loss, nine QB pressures and three QB hits. Also appeared in all three postseason contests and posted two tackles (one solo) and a QB pressure.
- ▶ Posted sacks in back-to-back games in 2016, recording one in Week 13 vs. Houston and one in Week 14 vs. Seattle.
- ▶ Played in 48 games with 33 starts for Northwestern and registered 134 tackles (83 solo), 31½ tackles for a loss, 12½ sacks, three interceptions (one returned for a TD), 21 passes defended, three fumble recoveries and three forced fumbles.
- ▶ Earned second-team All-Big Ten honors as a senior in 2015 after posting 46 tackles (27 solo), 13½ tackles for a loss (second on the team), three sacks, an interception, a fumble recovery and seven passes defended.

NT Kenny Clark, 2nd Year, UCLA, D1-16

- ▶ Tied for No. 2 on the team with 38 tackles this season.
- ▶ Finished the 2016 regular season ranked No. 3 on the GB defensive line in tackles (33).
- ▶ Became the youngest player to appear in a season opener for the Packers since Arnie Herber (20 years old) in 1930.
- ▶ Earned third-team All-America honors from *The Associated Press* and first-team All-Pacific-12 recognition from the coaches and media as a junior in 2015.

DT Mike Daniels, 6th Year, Iowa, D4a-12

- ▶ Leads Packers defensive linemen with 21.5 sacks since the start of the 2013 regular season.
- ▶ Led the defensive line in both tackles and sacks in 2014 and 2015.
- ▶ Returned a fumble 43 yards for a TD vs. Detroit in Week 14 of 2012, the longest fumble return for a TD by a rookie in franchise history.
- ▶ Starred as an interior pass rusher at Iowa, posting a team-high 24.5 tackles for a loss and 13 sacks from 2010-11.

LOLB Clay Matthews, 9th Year, Southern California, D1b-09

- ▶ With 75.0 career sacks, passed Kabeer Gbaja-Biamila (74.5) for the most sacks in Packers history.
- ▶ Despite injuries forcing him to miss four games and limiting him in six others, finished No. 3 on the team with five sacks in 2016.
- ▶ For the first time in his career, recorded at least one sack in each of the first three regular-season games he played in (2016).
- ▶ Selected to his sixth Pro Bowl and first as an inside linebacker in 2015 after recording 6.5 sacks (second on the team), 15 QB hits (No. 1 on the team) and a career-high 85 tackles (No. 2 on the team).
- ▶ With a team-high 11.0 sacks in 2014, is tied for the most 10-plus sack seasons in franchise history (four).
- ▶ Is the only player in franchise history to score a defensive TD (interception or fumble return) in each of his first three seasons in the NFL (2009-11).

ILB Jake Ryan, 3rd Year, Michigan, D4-15

- ▶ Ranks No. 4 on the team with 32 tackles this season.
- ▶ Finished No. 2 on the team with 84 tackles during the 2016 regular season.
- ▶ Started the final five games of the regular season and both playoff contests in 2015.
- ▶ Recorded a team-best nine tackles (eight solo) and one fumble recovery in Week 13 (2015) at Detroit in his first pro start.
- ▶ Served as a team captain for his final two seasons at Michigan and was a three-time winner (2012-14) of the Roger Zatkoff Award, given to the Wolverines top linebacker. He was the only player to win the award (est. 1991) three times.
- ▶ Started 41 of 46 games played in college, appearing at inside linebacker as a senior after spending his first three seasons at outside linebacker and defensive end.

ILB Blake Martinez, 2nd Year, Stanford, D4a-16

- ▶ Ranks No. 1 on the Packers with 72 total tackles this season.
- ▶ Has set a new single-game career high for tackles each of the last three games (13 at Dallas, 14 at Minnesota, 15 vs. New Orleans). He also has 12-plus tackles in four of his last five games.
- ▶ Started nine of 13 games he played in 2016 during the regular season, missing Weeks 12-14 due to injury. Became the first rookie to start on defense for Green Bay in Week 1 since LB Nick Perry in 2012.
- ▶ Finished collegiate career with 257 tackles (137 solo), 13.5 tackles for a loss, 6.5 sacks, five interceptions and five forced fumbles in 51 games played.

- ▶ Started all 27 games played in his final two seasons, leading the team in tackles as a junior (102) and senior (141).
- ▶ Led the Pacific-12 and ranked No. 7 nationally with 141 tackles (75 solo) as a senior, averaging a conference-best 10.1 tackles per game.

ROLB Nick Perry, 6th Year, Southern California, D1-12

- ▶ Leads the team with 3.5 sacks this season.
- ▶ Led the team with a career-high 11.0 sacks in 2016.
- ▶ Registered multiple sacks in each of his first five seasons in the NFL and has posted a two-sack game in each of the last four seasons (2013-16).
- ▶ Has totaled seven sacks in eight playoff games, including 3.5 in the 2015 postseason, which tied Clay Matthews (2010) for the franchise record in a single postseason.
- ▶ His seven postseason sacks rank No. 3 in franchise history (since 1982) behind Matthews (11) and Reggie White (eight).

LCB Davon House, 7th Year, New Mexico State, FA-17

- ▶ Rejoined the Packers after spending the 2015-16 seasons with the Jacksonville Jaguars, starting 19 of 32 games played.
- ▶ In 2015, his first season in Jacksonville, set career highs in starts (15), tackles (60), solo tackles (49), passes defended (23, franchise single-season record) and interceptions (four).
- ▶ Despite missing three regular-season games with a shoulder injury in 2014, his 11 passes defended tied for No. 4 on the Packers.
- ▶ After seeing action in two games as a rookie (2011), appeared in 25 games for Green Bay between 2012-13, starting five games in each season.
- ▶ Was the first player to be drafted by the Packers out of New Mexico State in franchise history, and was the first Aggie drafted since S Siddeeq Shabazz (Oakland, seventh round) in 2003.

RCB Damarious Randall, 3rd Year, Arizona State, D1-15

- ▶ Leads the team and is tied for No. 3 in the NFL with three interceptions this season.
- ▶ Tied for No. 4 in the NFL with two interceptions returned for touchdowns since 2015.
- ▶ Was second on the team with three interceptions in 2016 despite missing six games due to injury.
- ▶ Played in 15 games with nine starts (six at LCB, two at RCB, one in the slot) in 2015 and tied for the team lead and No. 2 among NFL rookies with three interceptions, including one he returned for a TD. Finished with a team-best 16 passes defended.
- ▶ Named the NFL's Defensive Rookie of the Month for November 2015, joining CB Casey Hayward (October 2012) as the only Green Bay defensive backs to win the award.
- ▶ Earned first-team All-Pacific-12 honors at safety as a senior in 2014 after he led the Sun Devils in tackles (106) and passes defended (12) and tied for the team lead with three interceptions.

SS Morgan Burnett, 8th Year, Georgia Tech, D3-10

- ▶ Tied for No. 1 among NFL safeties with a career-best three sacks last season. Finished No. 1 on the team in tackles (92).
- ▶ Missed five games due to injury in 2015, but finished No. 4 on the team with 54 solo tackles.
- ▶ Totaled a team-high 125 tackles in 2014, the second most of his career (137 in 2012). Ranked No. 2 on the team with 106 tackles (77 solo) in 2013, despite missing the first three games due to injury. Recovered three fumbles, including one for a TD, and added nine passes defended.
- ▶ Participated in all 1,088 plays for Green Bay's defense in 2012, one of only four non-OL in the NFL to appear in 100 percent of his team's snaps.

FS Ha Ha Clinton-Dix, 4th Year, Alabama, D1-14

- ▶ Ranks No. 2 on the team with 33 solo tackles this season.
- ▶ Named to his first career Pro Bowl in 2016. His career-best five interceptions tied for No. 5 in the NFL last season and tied for No. 1 among safeties. It was the most interceptions by a Packers safety in a single season since Charles Woodson (seven) and Charlie Peprah (five) in 2011.
- ▶ In 2016, posted a career-high two interceptions in both Week 9 and Week 14, becoming the first Packer to have two two-INT games in a season since Woodson in 2011.
- ▶ Led the team in tackles in 2015 with 117 (97 solo) and was tied for fourth on the team in interceptions (two).
- ▶ According to STATS, his three sacks during the 2015 regular season tied for the fifth most in a single regular season by a Packers safety (since 1982) and the most since Mark Roman recorded 3.5 in 2004.
- ▶ Started every game in 2015 after starting 10 of 16 games as a rookie when he finished second on the team in tackles (95).



2017 REGULAR-SEASON STATISTICS

	Packers	Opponents
TOTAL FIRST DOWNS	144	147
Rushing	40	47
Passing	86	88
Penalty	18	12
3rd Down: Made/Att	39/92	36/86
3rd Down Pct.	42.4	41.9
4th Down: Made/Att	7/8	6/7
4th Down Pct.	87.5	85.7
POSSESSION AVG.	28:53	31:07
TOTAL NET YARDS	2170	2442
Avg. Per Game	310.0	348.9
Total Plays	433	447
Avg. Per Play	5.0	5.5
NET YARDS RUSHING	711	880
Avg. Per Game	101.6	125.7
Total Rushes	157	208
NET YARDS PASSING	1459	1562
Avg. Per Game	208.4	223.1
Sacked/Yards Lost	24/170	12/99
Gross Yards	1629	1661
Att./Completions	252/159	227/151
Completion Pct.	63.1	66.5
HAD INTERCEPTED	7	6
PUNTS/AVERAGE	32/45.9	26/44.4
Net Punting Avg.	32/44.5	26/41.2
PENALTIES/YARDS	51/412	50/429
FUMBLES/BALL LOST	7/2	10/7
TOUCHDOWNS	21	18
Rushing	6	7
Passing	14	9
Returns	1	2

SCORE BY PERIODS

	Q1	Q2	Q3	Q4	OT	PTS
PACKERS	41	30	34	56	3	164
OPPONENTS	21	76	25	39	0	161

SCORING

	TD	-Ru	-Pa	-Rt	K-PAT	FG	S	PTS
Mason Crosby	0	0	0	0	17/19	7/8	0	38
Jordy Nelson	6	0	6	0			0	36
Davante Adams	5	0	5	0			0	30
Aaron Jones	3	3	0	0			0	18
Ty Montgomery	3	2	1	0			0	18
Randall Cobb	1	0	1	0			0	6
Brett Hundley	1	1	0	0			0	6
Lance Kendricks	1	0	1	0			0	6
Damarius Randall	1	0	0	1			0	6
PACKERS	21	6	14	1	17/19	7/8	0	164
OPPONENTS	18	7	9	2	17/18	12/14	0	161

2-Pt Conversions: Packers 0-2, Opponents 0-0

SACKS: Nick Perry 3.5, Clay Matthews 2.5, Josh Jones 2, Mike Daniels 1.5, Ahmad Brooks 1, Blake Martinez 1, Joe Thomas 0.5, PACKERS 12, OPPONENTS 24

RUSHING	No	Yds	Avg	Long	TD
Aaron Jones	62	346	5.6	46t	3
Ty Montgomery	60	186	3.1	11	2
Aaron Rodgers	18	83	4.6	18	0
Brett Hundley	4	47	11.8	22	1
Jamaal Williams	10	33	3.3	6	0
Randall Cobb	1	10	10.0	10	0
Aaron Ripkowski	2	6	3.0	4	0
PACKERS	157	711	4.5	46t	6
OPPONENTS	208	880	4.2	35	7

RECEIVING	No	Yds	Avg	Long	TD
Davante Adams	30	351	11.7	41	5
Randall Cobb	28	261	9.3	29	1
Jordy Nelson	26	303	11.7	58	6
Martellus Bennett	24	233	9.7	33	0
Ty Montgomery	20	141	7.1	23	1
Geronimo Allison	11	167	15.2	72	0
Lance Kendricks	6	94	15.7	51	1
Aaron Jones	5	17	3.4	9	0
Richard Rodgers	3	38	12.7	16	0
Aaron Ripkowski	3	8	2.7	6	0
Jamaal Williams	2	7	3.5	5	0
Trevor Davis	1	9	9.0	9	0
PACKERS	159	1629	10.2	72	14
OPPONENTS	151	1661	11.0	49	9

INTERCEPTIONS	No	Yds	Avg	Long	TD
Damarius Randall	3	35	11.7	21t	1
Kentrell Brice	1	11	11.0	11	0
Ha Ha Clinton-Dix	1	3	3.0	3	0
Davon House	1	0	0.0	0	0
PACKERS	6	49	8.2	21t	1
OPPONENTS	7	123	17.6	75t	1

PUNTING	No	Yds	Avg	Net	TB	In 20	LG	Bik
Justin Vogel	32	1470	45.9	44.5	0	11	62	0
PACKERS	32	1470	45.9	44.5	0	11	62	0
OPPONENTS	26	1154	44.4	41.2	0	16	59	0

PUNT RETURNS	Ret	FC	Yds	Avg	Long	TD
Trevor Davis	9	10	83	9.2	33	0
PACKERS	9	10	83	9.2	33	0
OPPONENTS	12	11	46	3.8	20	0

KICKOFF RETURNS	No	Yds	Avg	Long	TD
Trevor Davis	4	107	26.8	29	0
Jeff Janis	2	28	14.0	17	0
PACKERS	6	135	22.5	29	0
OPPONENTS	12	295	24.6	43	0

FIELD GOALS	1-19	20-29	30-39	40-49	50+
Mason Crosby	0/0	5/5	0/0	2/2	0/1
PACKERS	0/0	5/5	0/0	2/2	0/1
OPPONENTS	0/0	2/2	3/3	4/6	3/3

Crosby: (40G) (28G) (28G, 27G) () (22G) (26G) (59N, 46G)
Opponents: (33G, 21G, 41G) (51G, 53G) (48N, 46G) (47N) (43G) (36G, 34G, 53G) (28G, 44G)

PASSING	Att	Cmp	Yds	Cmp%	Yds/Att	TD	TD%	Int	Int%	Long	Sack/Lost	Rating
Aaron Rodgers	193	128	1385	66.3	7.18	13	6.7	3	1.6	72	19/142	103.2
Brett Hundley	59	31	244	52.5	4.14	1	1.7	4	6.8	26	5/28	40.5
PACKERS	252	159	1629	63.1	6.46	14	5.6	7	2.8	72	24/170	88.5
OPPONENTS	227	151	1661	66.5	7.32	9	4.0	6	2.6	49	12/99	90.2



2017 REGULAR-SEASON DEFENSIVE STATISTICS

Official totals – based on coaches' film review, through Week 7 vs. New Orleans

Player	Total			Sacks/ Yards	Int/ Yards	Fum Rec	For Fum	Pass Def
	Tackles	Solo	Asst					
Blake Martinez	72	54	18	1.0/8.0	0/0	1	0	4
Ha Ha Clinton-Dix	38	33	5	0.0/0.0	1/3	0	0	5
Kenny Clark	38	16	22	0.0/0.0	0/0	0	1	1
Jake Ryan	32	21	11	0.0/0.0	0/0	1	0	1
Damarius Randall	30	25	5	0.0/0.0	3/35	0	0	5
Morgan Burnett	28	23	5	0.0/0.0	0/0	0	0	5
Josh Jones	27	25	2	2.0/14.0	0/0	0	0	1
Clay Matthews	27	23	4	2.5/28.5	0/0	1	1	1
Kentrell Brice	24	21	3	0.0/0.0	1/11	0	0	4
Mike Daniels	24	15	9	1.5/12.0	0/0	0	1	0
Nick Perry	24	14	10	3.5/24.0	0/0	1	1	1
Kevin King	21	14	7	0.0/0.0	0/0	0	0	3
Josh Hawkins	18	15	3	0.0/0.0	0/0	0	1	4
Quinten Rollins	18	13	5	0.0/0.0	0/0	1	0	2
Quinton Dial	18	10	8	0.0/0.0	0/0	0	0	1
Davon House	17	13	4	0.0/0.0	1/0	0	0	3
Dean Lowry	11	5	6	0.0/0.0	0/0	0	0	1
Marwin Evans	8	7	1	0.0/0.0	0/0	0	0	0
Kyler Fackrell	8	4	4	0.0/0.0	0/0	1	0	0
Lenzy Pipkins	8	4	4	0.0/0.0	0/0	0	0	0
Ahmad Brooks	5	4	1	1.0/7.0	0/0	0	0	0
Chris Odom	5	2	3	0.0/0.0	0/0	0	0	0
Ricky Jean Francois	3	1	2	0.0/0.0	0/0	0	0	0
Joe Thomas	2	2	0	0.5/5.5	0/0	0	0	1
Totals	506	364	142	12.0/99.0	6/49	6	5	43

SPECIAL TEAMS

Player	TT	FR	FF
Marwin Evans	5	0	0
Jeff Janis	4	0	0
Lance Kendricks	3	0	0
Quinten Rollins	3	1	0
Kentrell Brice	2	0	0
Josh Jones	2	0	0
Aaron Ripkowski	2	0	0
Trevor Davis	1	0	0
Aaron Jones	1	0	0
Kevin King	1	0	0
Blake Martinez	1	0	0
Lenzy Pipkins	1	0	0
Joe Thomas	1	0	0
Justin Vogel	1	0	0
Totals	28	1	0

BLOCKED KICKS

Player	PAT	FG	P
Kenny Clark	1	0	0
Totals	1	0	0

DEFENSIVE SCORING

Player	TD	Int		Fum	Safeties
		Ret	Ret		
Damarius Randall	1	1	0	0	0
Totals	1	1	0	0	0

Defensive touchdowns (1):

Randall — 21-yard INT return at Dallas (10/8)

MISCELLANEOUS

Player	Tackles
Geronimo Allison	2
Randall Cobb	1
Jordy Nelson	1
Totals	4

Player	FR
Jahri Evans	1
Brett Hundley	1
Justin McCray	1
Aaron Rodgers	1
Totals	4



No	ALPHABETICAL ROSTER	Pos	Ht	Wt	Birthdate	NFL Exp	College	High School	Hometown
17	Adams, Davante	WR	6-1	215	12/24/92	4	Fresno State	Palo Alto, Calif.	
90	Adams, Montravius	DT	6-4	304	7/24/95	R	Auburn	Vienna, Ga.	
81	Allison, Geronimo	WR	6-3	202	1/18/94	2	Illinois	Riverview, Fla.	
69	Bakhtiari, David	T	6-4	310	9/30/91	5	Colorado	San Mateo, Calif.	
80	Bennett, Martellus	TE	6-6	275	3/10/87	10	Texas A&M	Taylor, Texas	
29	Brice, Kentrell	S	5-11	200	8/11/94	2	Louisiana Tech	Ruston, La.	
55	Brooks, Ahmad	LB	6-3	259	3/14/84	11	Virginia	Fairfax, Va.	
75	Bulaga, Bryan	T	6-5	314	3/21/89	8	Iowa	Woodstock, Ill.	
42	Burnett, Morgan	S	6-1	209	1/13/89	8	Georgia Tech	College Park, Ga.	
6	Callahan, Joe	QB	6-1	216	6/4/93	2	Wesley	Absecon, N.J.	
97	Clark, Kenny	DT	6-3	314	10/4/95	2	UCLA	Rialto, Calif.	
21	Clinton-Dix, Ha Ha	S	6-1	208	12/21/92	4	Alabama	Orlando, Fla.	
18	Cobb, Randall	WR	5-10	192	8/22/90	7	Kentucky	Alcoa, Tenn.	
2	Crosby, Mason	K	6-1	207	9/3/84	11	Colorado	Georgetown, Texas	
76	Daniels, Mike	DT	6-0	310	5/5/89	6	Iowa	Blackwood, N.J.	
11	Davis, Trevor	WR	6-1	188	7/4/93	2	California	Martinez, Calif.	
91	Dial, Quinton	DT	6-5	318	6/21/90	5	Alabama	Pinson, Ala.	
73	Evans, Jahri	G	6-4	318	8/22/83	12	Bloomsburg	Philadelphia, Pa.	
25	Evans, Marwin	S	5-11	211	4/10/93	2	Utah State	Oak Creek, Wis.	
51	Fackrell, Kyler	LB	6-5	245	11/25/91	2	Utah State	Mesa, Ariz.	
28	Hawkins, Josh	CB	5-10	189	1/23/93	2	East Carolina	Kernersville, N.C.	
31	House, Davon	CB	6-0	195	7/10/89	7	New Mexico State	Palmdale, Calif.	
7	Hundley, Brett	QB	6-3	226	6/15/93	3	UCLA	Chandler, Ariz.	
83	Janis, Jeff	WR	6-3	219	6/24/91	4	Saginaw Valley State	Tawas City, Mich.	
99	Jean Francois, Ricky	DT	6-3	313	11/23/86	9	Louisiana State	Miami Gardens, Fla.	
74	John, Ulrick	T	6-6	309	5/20/92	4	Georgia State	Hinesville, Ga.	
33	Jones, Aaron	RB	5-9	208	12/2/94	R	Texas-El Paso	El Paso, Texas	
27	Jones, Josh	S	6-2	220	9/20/94	R	North Carolina State	Walled Lake, Mich.	
84	Kendricks, Lance	TE	6-3	250	1/30/88	7	Wisconsin	Milwaukee, Wis.	
20	King, Kevin	CB	6-3	200	5/5/95	R	Washington	Oakland, Calif.	
63	Linsley, Corey	G	6-3	301	7/27/91	4	Ohio State	Boardman, Ohio	
94	Lowry, Dean	DE	6-6	296	6/9/94	2	Northwestern	Rockford, Ill.	
50	Martinez, Blake	LB	6-2	237	1/9/94	2	Stanford	Oro Valley, Ariz.	
52	Matthews, Clay	LB	6-3	255	5/14/86	9	Southern California	Agoura Hills, Calif.	
32	Mays, Devante	RB	5-10	230	5/26/94	R	Utah State	Livingston, Texas	
64	McCray, Justin	G	6-3	317	5/31/92	1	Central Florida	Miami, Fla.	
88	Montgomery, Ty	RB	6-0	216	1/22/93	3	Stanford	Dallas, Texas	
87	Nelson, Jordy	WR	6-3	217	5/31/85	10	Kansas State	Riley, Kan.	
98	Odom, Chris	LB	6-4	262	9/16/94	R	Arkansas State	Arlington, Texas	
77	Pankey, Adam	G/T	6-5	313	2/2/94	R	West Virginia	Hamilton, Ohio	
62	Patrick, Lucas	G	6-3	313	7/30/93	1	Duke	Brentwood, Tenn.	
59	Pepper, Taybor	LS	6-4	245	5/28/94	R	Michigan State	Saline, Mich.	
53	Perry, Nick	LB	6-3	265	4/12/90	6	Southern California	Detroit, Mich.	
41	Pipkins, Lenzy	CB	6-0	196	11/7/93	R	Oklahoma State	Mansfield, Texas	
23	Randall, Damarious	CB	5-11	196	8/29/92	3	Arizona State	Pensacola, Fla.	
22	Ripkowski, Aaron	FB	6-1	246	12/20/92	3	Oklahoma	Dayton, Texas	
82	Rodgers, Richard	TE	6-4	257	1/22/92	4	California	Shrewsbury, Mass.	
47	Ryan, Jake	LB	6-2	240	2/27/92	3	Michigan	Cleveland, Ohio	
65	Taylor, Lane	G	6-3	324	11/22/89	5	Oklahoma State	Arlington, Texas	
48	Thomas, Joe	LB	6-1	227	5/6/91	3	South Carolina State	Blackville, S.C.	
8	Vogel, Justin	P	6-4	219	10/14/93	R	Miami	Tampa, Fla.	
35	Whitehead, Jermaine	S	5-11	195	3/12/93	1	Auburn	Greenwood, Miss.	
30	Williams, Jamaal	RB	6-0	213	4/3/95	R	Brigham Young	Fontana, Calif.	

PRACTICE SQUAD

79	Amichia, Kofi	G	6-3	304	7/29/94	R	South Florida	Powder Springs, Ga.	
44	Brown, Donatello	CB	6-0	190	5/15/91	R	Valdosta State	Kennesaw, Ga.	
89	Clark, Michael	WR	6-6	217	10/26/95	R	Marshall	St. Petersburg, Fla.	
9	Evans, Jerod	QB	6-3	232	1/16/94	R	Virginia Tech	Dallas, Texas	
93	Gilbert, Reggie	LB	6-3	261	4/1/93	1	Arizona	Laveen, Ariz.	
40	Kerridge, Joe	FB	6-0	245	9/17/92	2	Michigan	Traverse City, Mich.	
71	Lunsford, Izaah	DT	6-3	310	10/21/93	R	Bowling Green State	Cincinnati, Ohio	
49	Mathews, Derrick	LB	6-0	232	9/25/92	1	Houston	Houston, Texas	
13	McCaffrey, Max	WR	6-0	200	5/17/94	1	Duke	Castle Rock, Colo.	
10	Yancey, DeAngelo	WR	6-1	220	11/18/94	R	Purdue	Atlanta, Ga.	

RESERVE/INJURED

68	Murphy, Kyle	T	6-6	305	12/11/93	2	Stanford	San Clemente, Calif.	
12	Rodgers, Aaron	QB	6-2	225	12/2/83	13	California	Chico, Calif.	
24	Rollins, Quinten	CB	5-11	195	7/15/92	3	Miami (Ohio)	Wilmington, Ohio	
10	Schum, Jacob	P	5-10	211	1/21/89	2	Buffalo	Hamburg, N.Y.	
78	Spriggs, Jason	T	6-6	301	5/17/94	2	Indiana	Elkhart, Ind.	
57	Talley, David	LB	6-1	236	11/9/94	R	Grand Valley State	Orchard Lake, Mich.	
26	Waters, Herb	CB	6-0	188	11/10/92	1	Miami	Homestead, Fla.	

RESERVE/PHYSICALLY UNABLE TO PERFORM

45	Biegel, Vince	LB	6-3	246	7/2/93	R	Wisconsin	Wisconsin Rapids, Wis.	
39	Goodson, Demetri	CB	5-11	197	6/11/89	4	Baylor	Spring, Texas	



No	NUMERICAL ROSTER	Pos	Ht	Wt	Age	NFL Exp	College	How Acquired	Reg. season
									GP/GS/DNP/IA
2	Mason Crosby	K	6-1	207	33	11	Colorado	D6c-07	7/0/0/0
6	Joe Callahan	QB	6-1	216	24	2	Wesley	FA-17	0/0/1/0
7	Brett Hundley	QB	6-3	226	24	3	UCLA	D5-15	3/1/4/0
8	Justin Vogel	P	6-4	219	24	R	Miami	FA-17	7/0/0/0
11	Trevor Davis	WR	6-1	188	24	2	California	D5-16	7/0/0/0
17	Davante Adams	WR	6-1	215	24	4	Fresno State	D2-14	7/7/0/0
18	Randall Cobb	WR	5-10	192	27	7	Kentucky	D2-11	6/6/0/1
20	Kevin King	CB	6-3	200	22	R	Washington	D2a-17	6/4/0/1
21	Ha Ha Clinton-Dix	S	6-1	208	24	4	Alabama	D1-14	7/7/0/0
22	Aaron Ripkowski	FB	6-1	246	24	3	Oklahoma	D6a-15	7/0/0/0
23	Damarious Randall	CB	5-11	196	25	3	Arizona State	D1-15	7/5/0/0
25	Marvin Evans	S	5-11	211	24	2	Utah State	FA-16	7/1/0/0
27	Josh Jones	S	6-2	220	23	R	North Carolina State	D2b-17	7/1/0/0
28	Josh Hawkins	CB	5-10	189	24	2	East Carolina	FA-16	6/2/0/1
29	Kentrell Brice	S	5-11	200	23	2	Louisiana Tech	FA-16	6/3/0/1
30	Jamaal Williams	RB	6-0	213	22	R	Brigham Young	D4b-17	7/0/0/0
31	Davon House	CB	6-0	195	28	7	New Mexico State	FA-17	4/4/0/3
32	Devante Mays	RB	5-10	230	23	R	Utah State	D7a-17	3/0/1/3
33	Aaron Jones	RB	5-9	208	22	R	Texas-El Paso	D5b-17	6/2/0/1
35	Jermaine Whitehead	S	5-11	195	24	1	Auburn	FA-17	1/0/0/0
41	Lenzy Pipkins	CB	6-0	196	23	R	Oklahoma State	FA-17	3/0/0/4
42	Morgan Burnett	S	6-1	209	28	8	Georgia Tech	D3-10	5/5/0/2
47	Jake Ryan	LB	6-2	240	25	3	Michigan	D4-15	6/5/0/1
48	Joe Thomas	LB	6-1	227	26	3	South Carolina State	FA-15 (PS-Dal.)	4/0/0/3
50	Blake Martinez	LB	6-2	237	23	2	Stanford	D4a-16	7/7/0/0
51	Kyler Fackrell	LB	6-5	245	25	2	Utah State	D3-16	7/0/0/0
52	Clay Matthews	LB	6-3	255	31	9	Southern California	D1b-09	7/7/0/0
53	Nick Perry	LB	6-3	265	27	6	Southern California	D1-12	6/5/0/1
55	Ahmad Brooks	LB	6-3	259	33	11	Virginia	FA-17	4/2/0/3
59	Taybor Pepper	LS	6-4	245	23	R	Michigan State	FA-17	4/0/0/0
62	Lucas Patrick	G	6-3	313	24	1	Duke	FA-16	6/1/0/1
63	Corey Linsley	C	6-3	301	26	4	Ohio State	D5a-14	7/7/0/0
64	Justin McCray	G	6-3	317	25	1	Central Florida	FA-17	7/4/0/0
65	Lane Taylor	G	6-3	324	27	5	Oklahoma State	FA-13	6/6/0/1
69	David Bakhtiari	T	6-4	310	26	5	Colorado	D4a-13	3/3/0/4
73	Jahri Evans	G	6-4	318	34	12	Bloomsburg	UFA (NO)-17	7/7/0/0
74	Ulrick John	T	6-6	309	25	4	Georgia State	FA-17 (PS-Ari.)	1/0/3/0
75	Bryan Bulaga	T	6-5	314	28	8	Iowa	D1-10	4/4/0/3
76	Mike Daniels	DT	6-0	310	28	6	Iowa	D4a-12	5/5/0/2
77	Adam Pankey	G/T	6-5	313	23	R	West Virginia	FA-17	0/0/4/2
80	Martellus Bennett	TE	6-6	275	30	10	Texas A&M	UFA (NE)-17	7/7/0/0
81	Geronimo Allison	WR	6-3	202	23	2	Illinois	FA-16	6/0/0/0
82	Richard Rodgers	TE	6-4	257	25	4	California	D3b-14	7/0/0/0
83	Jeff Janis	WR	6-3	219	26	4	Saginaw Valley State	D7-14	7/0/0/0
84	Lance Kendricks	TE	6-3	250	29	7	Wisconsin	FA-17	7/1/0/0
87	Jordy Nelson	WR	6-3	217	32	10	Kansas State	D2a-08	7/7/0/0
88	Ty Montgomery	RB	6-0	216	24	3	Stanford	D3-15	6/5/0/1
90	Montravius Adams	DT	6-4	304	22	R	Auburn	D3-17	1/0/0/6
91	Quinton Dial	DT	6-5	318	27	5	Alabama	FA-17	6/1/0/1
94	Dean Lowry	DE	6-6	296	23	2	Northwestern	D4b-16	7/6/0/0
97	Kenny Clark	DT	6-3	314	22	2	UCLA	D1-16	7/7/0/0
98	Chris Odom	LB	6-4	262	23	R	Arkansas State	W-17 (Atl.)	5/0/1/1
99	Ricky Jean Francois	DT	6-3	313	30	9	Louisiana State	FA-17	6/0/0/0

PRACTICE SQUAD

9	Jerod Evans	QB	6-3	232	23	R	Virginia Tech	FA-17	0/0/0/0
10	DeAngelo Yancey	WR	6-1	220	22	R	Purdue	FA-17	0/0/0/0
13	Max McCaffrey	WR	6-2	200	23	1	Duke	FA-17	0/0/0/0
40	Joe Kerridge	FB	6-0	245	25	2	Michigan	FA-17	0/0/0/0
44	Donatello Brown	CB	6-0	190	26	R	Valdosta State	FA-17	0/0/0/0
49	Derrick Mathews	LB	6-0	232	25	1	Houston	FA-17	0/0/0/0
71	Izaah Lunsford	DT	6-3	310	24	R	Bowling Green State	FA-17	0/0/0/0
79	Kofi Amichia	G	6-3	304	23	R	South Florida	FA-17	0/0/0/0
89	Michael Clark	WR	6-6	217	22	R	Marshall	FA-17	0/0/0/0
93	Reggie Gilbert	LB	6-3	261	24	1	Arizona	FA-17	0/0/0/0

RESERVE/INJURED

10	Jacob Schum	P	5-10	211	28	2	Buffalo	W-16 (T.B.)	0/0/0/0
12	Aaron Rodgers	QB	6-2	225	33	13	California	D1-05	6/6/0/0
24	Quinten Rollins	CB	5-11	195	25	3	Miami (Ohio)	D2-15	6/1/0/0
26	Herb Waters	CB	6-0	188	24	1	Miami	FA-16	0/0/0/0
57	David Talley	LB	6-1	236	22	R	Grand Valley State	FA-17	0/0/0/0
68	Kyle Murphy	T	6-6	305	23	2	Stanford	D6-16	3/3/0/0
78	Jason Spriggs	T	6-6	301	23	2	Indiana	D2-16	1/0/0/1

RESERVE/PHYSICALLY UNABLE TO PERFORM

39	Demetri Goodson	CB	5-11	197	28	4	Baylor	D6-14	0/0/0/0
45	Vince Biegel	LB	6-3	246	24	R	Wisconsin	D4a-17	0/0/0/0



OFFENSE

WR:	87	Jordy Nelson	17	Davante Adams	83	Jeff Janis
LT:	69	David Bakhtiari	74	Ulrick John	<u>77</u>	<u>Adam Pankey</u>
LG:	65	Lane Taylor	62	Lucas Patrick		
C:	63	Corey Linsley	64	Justin McCray	62	Lucas Patrick
RG:	73	Jahri Evans	64	Justin McCray		
RT:	75	Bryan Bulaga	74	Ulrick John	<u>77</u>	<u>Adam Pankey</u>
TE:	80	Martellus Bennett	84	Lance Kendricks	82	Richard Rodgers
WR:	18	Randall Cobb	81	Geronimo Allison	11	Trevor Davis
QB:	7	Brett Hundley	6	Joe Callahan		
RB:	88	Ty Montgomery	<u>33</u>	<u>Aaron Jones</u>	<u>30</u>	<u>Jamaal Williams</u>
					<u>32</u>	<u>Devante Mays</u>
FB:	22	Aaron Ripkowski				

DEFENSE

DE:	94	Dean Lowry	99	Ricky Jean Francois		
NT:	97	Kenny Clark	91	Quinton Dial		
DT:	76	Mike Daniels	<u>90</u>	<u>Montravius Adams</u>		
LOLB:	52	Clay Matthews	55	Ahmad Brooks		
ILB:	47	Jake Ryan	48	Joe Thomas		
ILB:	50	Blake Martinez	48	Joe Thomas		
ROLB:	53	Nick Perry	51	Kyler Fackrell	<u>98</u>	<u>Chris Odom</u>
LCB:	31	Davon House	28	Josh Hawkins	<u>41</u>	<u>Lenzy Pipkins</u>
RCB:	23	Damarius Randall	<u>20</u>	<u>Kevin King</u>		
SS:	42	Morgan Burnett	<u>27</u>	<u>Josh Jones</u>	25	Marwin Evans
FS:	21	Ha Ha Clinton-Dix	29	Kentrell Brice	35	Jermaine Whitehead

SPECIAL TEAMS

K:	2	Mason Crosby				
P:	<u>8</u>	<u>Justin Vogel</u>				
H:	<u>8</u>	<u>Justin Vogel</u>	18	Randall Cobb		
PR:	11	Trevor Davis	18	Randall Cobb		
KR:	83	Jeff Janis	11	Trevor Davis	<u>33</u>	<u>Aaron Jones</u>
LS:	<u>59</u>	<u>Taybor Pepper</u>				

Rookies are underlined

COACH LOCATIONS

► **Coaches' Box:** Edgar Bennett (offensive coordinator), Jeff Blasko (assistant offensive line), Dom Capers (defensive coordinator), Scott McCurley (assistant linebackers), Tim McGarigle (defensive quality control), Omar Young (coaching administrator).

► **Sideline:** Brian Angelichio (tight ends), James Campen (offensive line), Luke Getsy (wide receivers), Jerry Montgomery (defensive front assistant), Winston Moss (associate head coach/linebackers), Darren Perry (secondary - safeties), David Raih (offensive perimeter), Jason Simmons (assistant special teams), Ben Sirmans (running backs), Mike Trgovac (defensive line), Alex Van Pelt (quarterbacks), Joe Whitt Jr. (secondary - cornerbacks), Ron Zook (special teams coordinator).



ROSTER BY POSITION

QUARTERBACK (2)

Joe Callahan
 Brett Hundley

FULLBACK (1)

Aaron Ripkowski

RUNNING BACK (4)

Aaron Jones
Devante Mays
 Ty Montgomery
Jamaal Williams

WIDE RECEIVER (6)

Davante Adams
 Geronimo Allison
 Randall Cobb
 Trevor Davis
 Jeff Janis
 Jordy Nelson

TIGHT END (3)

Martellus Bennett
 Lance Kendricks
 Richard Rodgers

OFFENSIVE LINE (9)

David Bakhtiari
 Bryan Bulaga
 Jahri Evans
 Ulrick John
 Corey Linsley
 Justin McCray
 Adam Pankey
 Lucas Patrick
 Lane Taylor

DEFENSIVE LINE (6)

Montravius Adams
 Kenny Clark
 Mike Daniels
 Quinton Dial
 Ricky Jean Francois
 Dean Lowry

Rookies are underlined

LINEBACKER (8)

Ahmad Brooks
 Kyler Fackrell
 Blake Martinez
 Clay Matthews
Chris Odom
 Nick Perry
 Jake Ryan
 Joe Thomas

CORNERBACK (5)

Josh Hawkins
 Davon House
Kevin King
Lenzy Pipkins
 Damarious Randall

SAFETY (6)

Kentrell Brice
 Morgan Burnett
 Ha Ha Clinton-Dix
 Marwin Evans
Josh Jones
 Jermaine Whitehead

SPECIALIST (3)

Mason Crosby
Taybor Pepper
Justin Vogel

PRONUNCIATION GUIDE

PLAYERS

Montravius Adams mon-TRAY-vee-us
 Kofi Amichia.....KOE-fee uh-MEE-chee-uh
 David Bakhtiari bock-tee-R-ee
 Kentrell Brice.....ken-TRELL
 Ahmad Brooks uh-MAHD
 Bryan Bulaga buh-LAH-guh
 Jahri Evans jah-REE
 Kyler Fackrell.....FACK-rull
 Ricky Jean Francois.....zhan fran-SWAH
 Joe Kerridge..... KAIR-idge

Izaah Lunsford i-ZAY-uh
 Taybor Pepper TAY-burr
 Damarious Randall duh-MAIR-ee-us

COACHES

Brian Angelichio.....an-juh-LEEK-o
 James CampenKAMP-en
 Mark Lovat.....luh-VOTT
 Tim McGarigle.....mac-GARGLE
 David Raih RYE
 Mike Trgovac..... TER-guh-vac



HOW THE PACKERS WERE BUILT

Year	Record	Draft (31)	Waivers (1)	Free Agents (21)
2007	13-3	K Mason Crosby D6c		
2008	6-10	WR Jordy Nelson D2a		
2009	11-5	LB Clay Matthews D1b		
2010	10-6	T Bryan Bulaga D1 S Morgan Burnett D3		
2011	15-1	WR Randall Cobb D2		
2012	11-5	LB Nick Perry D1 DT Mike Daniels D4a		
2013	8-7-1	T David Bakhtiari D4a		G Lane Taylor
2014	12-4	S Ha Ha Clinton-Dix D1 WR Davante Adams D2 TE Richard Rodgers D3b C Corey Linsley D5a WR Jeff Janis D7		
2015	10-6	CB Damarious Randall D1 RB Ty Montgomery D3 LB Jake Ryan D4 QB Brett Hundley D5 FB Aaron Ripkowski D6a		LB Joe Thomas (PS-Dal.)
2016	10-6	DT Kenny Clark D1 LB Kyler Fackrell D3 LB Blake Martinez D4a DE Dean Lowry D4b WR Trevor Davis D5		WR Geronimo Allison S Kentrell Brice QB Joe Callahan S Marwin Evans CB Josh Hawkins S Jermaine Whitehead
2017	4-3	CB Kevin King D2a S Josh Jones D2b DT Montravius Adams D3 LB Vince Biegel D4a RB Jamaal Williams D4b RB Aaron Jones D5b RB Devante Mays D7a	LB Chris Odom (ATL)	TE Martellus Bennett (UFA-NE) LB Ahmad Brooks (UFA-SF) DT Quinton Dial (UFA-SF) G Jahri Evans (UFA-NO) CB Davon House (D4-11) DT Ricky Jean Francois T Ulrick John (PS-Ari.) TE Lance Kendricks G Justin McCray G/T Adam Pankey LS Taybor Pepper CB Lenzy Pipkins P Justin Vogel



MEDIA INFORMATION & POLICIES

MIKE MCCARTHY PRESS CONFERENCES

During the regular season (for a Sunday game), the head coach will be available in the Media Auditorium on Monday, Wednesday, Thursday and Friday. One-on-one interviews with McCarthy should be arranged through Jason Wahlers.

PLAYER INTERVIEWS

The team’s locker room will generally be open Monday, Wednesday, Thursday, Friday and following games.

- ▶ At the conclusion of all games, the locker room will be opened following the NFL’s standard “cooling-off period.”
- ▶ All interviews with players on the practice squad or injured reserve need to be requested and approved through the P.R. department.
- ▶ Any requests to interview players other than at the aforementioned times should be directed to a member of the Packers’ P.R. department.

ASSISTANT COACH AVAILABILITY

All by request only, through the P.R. department

- ▶ Coordinators – Edgar Bennett (offense), Dom Capers (defense) and Ron Zook (special teams) – will continue to serve as primary spokesmen in their respective areas.
- ▶ During the regular season, assistants generally will be available on Thursdays at the podium in the Media Auditorium with offense and defense rotating every other week. During a week when offensive coaches are available, Capers will also be available on Thursday to represent the defense. When defensive coaches are available, Bennett will also be available on Thursday to represent the offense. On Mondays, the coordinators will be available at the podium in the Media Auditorium.
- ▶ Following games, Head Coach Mike McCarthy will be the only coach available to the media.
- ▶ However, position coaches are available for questions on specific players and the position group only. Broader interview topics need to be directed to the respective coordinators.
- ▶ No assistant coach should be contacted directly by telephone (at his desk, home or on his cell phone), or by email. All interviews must be arranged through the P.R. department.
- ▶ Sarah Quick (920-569-7213) serves as the primary contact for assistant coaches. In her absence, feel free to contact another member of the P.R. staff.

PRACTICE ACCESS, PHOTOGRAPHY AND SOCIAL-MEDIA GUIDELINES

- ▶ During the regular season, practices will be open to state media who regularly cover the team for designated periods during the first half of each session, similar to previous seasons. Also as in

prior years, photo opportunities will be limited to the beginning portions of practice.

- ▶ The team reserves the right to limit photography to certain periods for competitive reasons. This restriction applies to both training-camp and regular-season practices.
- ▶ During practice periods in which B-roll and still photography are NOT permitted, the media may not utilize camera phones either. The P.R. staff will alert the media of the permissible “shooting” periods before and during each practice.
- ▶ Video of practice, press conferences or locker-room interviews by an individual or media outlet may not be posted at any time on social-media sites or live-broadcasting applications (this includes applications such as Facebook, Twitter, Vine, Instagram, Snapchat, Ustream, Periscope and Meerkat, etc).
- ▶ No still photography is permitted in the locker room at any time. Signs, notes and other personal items or information posted in and around the locker room at player lockers are not to be photographed or captured on video.

ONLINE-CONTENT POLICY

- ▶ According to the 2017 NFL non-game online content policy, accredited organizations may distribute online non-game audio and video content, including interviews, press conferences and team practices at NFL venues, acquired as a result of credentialed access (“Game Information”) to games or club/league facilities provided that such distribution: is 90 seconds maximum per day (180 seconds in two-team markets – 90 seconds per team); may not be “archived” (i.e., made available for on-demand public access) for more than 24 hours; appears in an editorial context only (no sponsorship, merchandising or advertising integrated with or around the content); is not posted live; and is accompanied by links back to NFL.com and to the club website.
- ▶ The 90-second limit does not include video/audio material that is composed entirely of a credentialed media employee providing commentary or analysis (“talking head” reporting), including pregame or postgame stand-up material shot on the field or other facility location.
- ▶ While a game is in progress, any forms of accounts of the game must be sufficiently time-delayed and limited in amount (e.g., score updates with detail given only in quarterly game updates, fewer than 10 photographs during the game) so that the accredited organization’s game coverage cannot be used as a substitute for, or otherwise approximate, authorized play-by-play accounts.
- ▶ The Packers have their own social-media and online-content policies for practice reporting, which will be communicated by the P.R. staff for both training camp and the regular season. Members of the media are encouraged to contact the public relations staff with any questions.



MEDIA INFORMATION & POLICIES

CONFERENCE CALLS

The Packers’ P.R. department will arrange a conference call with the head coach of the opposing team each week during the regular season. These conference calls will be made from the media workroom, and generally will be held on Wednesday.

TELEPHONES/INTERNET

Lambeau Field features complimentary wireless Internet in the main press box. Please contact the public information department if you require assistance.

In the Lee Rempel Press Box at Lambeau Field, more than a dozen “co-op” phones are available to media throughout the box. If dedicated service is desired, please contact Scott Guth of Dataline Services seven to 10 days prior to the game at 920-569-7090 or sguth@datalineservicesinc.com. Instruments also may be obtained through Guth, upon request.

Dedicated internet service also may be ordered through Dataline Services – on a game-by-game or full-season basis – for installation in either the Lee Rempel Press Box or in the downstairs Photo/Media Workrooms.

POOL REPORTER

As assigned by the Professional Football Writers of America (PFWA), the Green Bay pool reporter for the 2017 season is Rob Demovsky of ESPN.com. Pete Dougherty of the *Green Bay Press-Gazette* is the alternate.

PHOTO CREDENTIALS

Photo credentials will not be issued to freelance photographers unless on a specific assignment from an accredited organization. Credentials are not provided to “grips” due to on-field space limitations.

CREDENTIALS

All credential requests are acquired through an online credential link, which should be obtained by contacting Sarah Quick, assistant director of public relations. Requests may be sent via email (Sarah Quick; quicks@packers.com). Credentials will not be mailed, unless the requesting outlet provides a Federal Express or UPS number, and if scheduled in advance, should be picked up in person at the Packers’ corporate offices, located in the Lambeau Field Atrium. Credentials not obtained prior to gameday will be left at Media Will Call on the south side of the stadium near the Shopko Gate. Media Will Call opens three hours prior to kickoff.

GAME CREDENTIAL DEADLINES

- ▶ Following are credential application deadlines for the Packers’ regular-season games. All written requests should be directed to Sarah Quick, via email at quicks@packers.com.
- ▶ vs. Detroit - Wednesday, Nov. 1, by 5 p.m.
- ▶ at Chicago - Monday, Nov. 6, by 10 a.m.
- ▶ vs. Baltimore - Wednesday, Nov. 15, by 5 p.m.
- ▶ at Pittsburgh - Monday, Nov. 20, by 10 a.m.
- ▶ vs. Tampa Bay - Wednesday, Nov. 29, by 5 p.m.
- ▶ at Cleveland - Monday, Dec. 4, by 10 a.m.
- ▶ at Carolina - Monday, Dec. 11, by 10 a.m.
- ▶ vs. Minnesota - Wednesday, Dec. 20, by 5 p.m.
- ▶ at Detroit - Friday, Dec. 22, by 10 a.m.

INDIVIDUAL STATISTICS, OFFENSE

	RUSHING T.Montgomery					A.Rodgers					J.Williams					R.Cobb					A.Jones					A.Ripkowski					
	No	Yds	Avg	Lg	TD	No	Yds	Avg	Lg	TD	No	Yds	Avg	Lg	TD	No	Yds	Avg	Lg	TD	No	Yds	Avg	Lg	TD	No	Yds	Avg	Lg	TD	
9/10	Sea	19	54	2.8	8	1	7	21	3.0	13	0	2	9	4.5	6	0	0	0	--	--	0	0	0	--	--	0	0	0	--	--	0
9/17	at Atl	10	35	3.5	7	1	2	8	4.0	9	0	2	6	3.0	4	0	1	10	10.0	10	0	0	0	--	--	0	0	0	--	--	0
9/24	Cin	12	35	2.9	8	0	4	23	5.8	13	0	1	6	6.0	6	0	(Inactive)														
9/28	Chi	5	28	5.6	11	0	1	-1	-1.0	-1	0	4	11	2.8	4	0	0	0	--	--	0	13	49	3.8	11	1	1	4	4.0	4	0
10/8	at Dal	(Inactive)					4	32	8.0	18	0	1	1	1.0	1	0	0	0	--	--	0	19	125	6.6	22	1	1	2	2.0	2	0
10/15	at Min	10	28	2.8	7	0	0	0	--	--	0	0	0	--	--	0	0	0	--	--	0	13	41	3.2	9	0	0	0	--	--	0
10/22	NO	4	6	1.5	5	0	(Injured Reserve)					0	0	--	--	0	0	0	--	--	0	17	131	7.7	46t	1	0	0	--	--	0
11/6	Det																														
11/12	at Chi																														
11/19	Bal																														
11/26	at Pit																														
12/3	TB																														
12/10	at Cle																														
12/17	at Car																														
12/23	Min																														
12/31	at Det																														
SEASON		60	186	3.1	11	2	18	83	4.6	18	0	10	33	3.3	6	0	1	10	10.0	10	0	62	346	5.6	46t	3	2	6	3.0	4	0
CAREER		140	657	4.7	61	5	519	2627	5.1	35	25	10	33	3.3	6	0	51	345	6.8	67	0	62	346	5.6	46t	3	36	156	4.3	15	2

	RUSHING B.Hundley					
	No	Yds	Avg	Lg	TD	
9/10	Sea	(Did Not Play)				
9/17	at Atl	(Did Not Play)				
9/24	Cin	(Did Not Play)				
9/28	Chi	0	0	--	--	0
10/8	at Dal	(Did Not Play)				
10/15	at Min	1	3	3.0	3	0
10/22	NO	3	44	14.7	22	1
11/6	Det					
11/12	at Chi					
11/19	Bal					
11/26	at Pit					
12/3	TB					
12/10	at Cle					
12/17	at Car					
12/23	Min					
12/31	at Det					
SEASON		4	47	11.8	22	1
CAREER		7	45	6.4	22	1

ADDITIONAL REGULAR-SEASON RUSHING:

	PASSING A.Rodgers										B.Hundley									
	Att	Com	Pct	Yds	Sk/Yd	TD	Lg	Int	Rtng		Att	Com	Pct	Yds	Sk/Yd	TD	Lg	Int	Rtng	
9/10	Sea	42	28	66.7	311	4/25	1	32t	1	86.5										
9/17	at Atl	50	33	66.0	343	3/35	2	33t	1	90.7										
9/24	Cin	42	28	66.7	313	6/33	3	72	1	102.6										
9/28	Chi	26	18	69.2	179	2/10	4	58	0	128.0	1	1	100.0	0	0/0	0	0	0	79.2	
10/8	at Dal	29	19	65.5	221	4/39	3	33	0	122.9	(Did Not Play)									
10/15	at Min	4	2	50.0	18	0/0	0	10	0	62.5	33	18	54.5	157	4/20	1	26	3	39.6	
10/22	NO	(Injured Reserve)										25	12	48.0	87	1/8	0	14	1	39.9
11/6	Det																			
11/12	at Chi																			
11/19	Bal																			
11/26	at Pit																			
12/3	TB																			
12/10	at Cle																			
12/17	at Car																			
12/23	Min																			
12/31	at Det																			
SEASON		193	128	66.3	1385	19/142	13	72	3	103.2	59	31	52.5	244	5/28	1	26	4	40.5	
CAREER		4850	3162	65.2	38212	360/2305	310	93t	75	104.1	69	33	47.8	261	5/28	1	26	5	32.3	

INDIVIDUAL STATISTICS, OFFENSE

		RECEIVING R.Cobb					J.Nelson					D.Adams					T.Montgomery					M.Bennett					L.Kendricks				
		No	Yds	Avg	Lg	TD	No	Yds	Avg	Lg	TD	No	Yds	Avg	Lg	TD	No	Yds	Avg	Lg	TD	No	Yds	Avg	Lg	TD	No	Yds	Avg	Lg	TD
9/10	Sea	9	85	9.4	29	0	7	79	11.3	32	1	3	47	15.7	21	0	4	39	9.8	20	0	3	43	14.3	26	0	2	18	9.0	9	0
9/17	at Atl	6	60	10.0	23	0	0	0	--	--	0	8	99	12.4	33	1	6	75	12.5	23	1	5	47	9.4	18	0	0	0	--	--	0
9/24	Cin	(Inactive)					6	52	8.7	23	2	3	60	20.0	41	0	8	15	1.9	5	0	3	12	4.0	6	0	2	52	26.0	51	1
9/28	Chi	4	44	11.0	26	1	4	75	18.8	58	2	2	13	6.5	8	1	0	0	--	--	0	6	39	6.5	26	0	1	0	0.0	0	0
10/8	at Dal	4	29	7.3	13	0	2	24	12.0	14	1	7	66	9.4	14	2	(Inactive)					3	53	17.7	33	0	1	24	24.0	24	0
10/15	at Min	3	28	9.3	14	0	6	60	10.0	26	0	5	54	10.8	19	1	1	3	3.0	3	0	2	22	11.0	14	0	0	0	--	--	0
10/22	NO	2	15	7.5	14	0	1	13	13.0	13	0	2	12	6.0	8	0	1	9	9.0	9	0	2	17	8.5	12	0	0	0	--	--	0
11/6	Det																														
11/12	at Chi																														
11/19	Bal																														
11/26	at Pit																														
12/3	TB																														
12/10	at Cle																														
12/17	at Car																														
12/23	Min																														
12/31	at Det																														
SEASON		28	261	9.3	29	1	26	303	11.7	58	6	30	351	11.7	41	5	20	141	7.1	23	1	24	233	9.7	33	0	6	94	15.7	51	1
CAREER		394	4749	12.1	70	36	523	7669	14.7	93	69	193	2277	11.8	66	21	79	625	7.9	31	3	427	4520	10.6	58	30	210	2226	10.6	80	18

		RECEIVING G.Allison					R.Rodgers					T.Davis					J.Williams					A.Ripkowski					A.Jones				
		No	Yds	Avg	Lg	TD	No	Yds	Avg	Lg	TD	No	Yds	Avg	Lg	TD	No	Yds	Avg	Lg	TD	No	Yds	Avg	Lg	TD	No	Yds	Avg	Lg	TD
9/10	Sea	(Reserve/Suspended)					0	0	--	--	0	0	0	--	--	0	0	0	--	--	0	0	0	--	--	0	(Inactive)				
9/17	at Atl	3	24	8.0	13	0	2	22	11.0	14	0	1	9	9.0	9	0	1	5	5.0	5	0	1	2	2.0	2	0	0	0	--	--	0
9/24	Cin	6	122	20.3	72	0	0	0	--	--	0	0	0	--	--	0	0	0	--	--	0	0	0	--	--	0	0	0	--	--	0
9/28	Chi	0	0	--	--	0	0	0	--	--	0	0	0	--	--	0	1	2	2.0	2	0	1	6	6.0	6	0	0	0	--	--	0
10/8	at Dal	0	0	--	--	0	1	16	16.0	16	0	0	0	--	--	0	0	0	--	--	0	0	0	--	--	0	1	9	9.0	9	0
10/15	at Min	1	7	7.0	7	0	0	0	--	--	0	0	0	--	--	0	0	0	--	--	0	1	0	0.0	0	0	1	1	1.0	1	0
10/22	NO	1	14	14.0	14	0	0	0	--	--	0	0	0	--	--	0	0	0	--	--	0	0	0	--	--	0	3	7	2.3	4	0
11/6	Det																														
11/12	at Chi																														
11/19	Bal																														
11/26	at Pit																														
12/3	TB																														
12/10	at Cle																														
12/17	at Car																														
12/23	Min																														
12/31	at Det																														
SEASON		11	167	15.2	72	0	3	38	12.7	16	0	1	9	9.0	9	0	2	7	3.5	5	0	3	8	2.7	6	0	5	17	3.4	9	0
CAREER		23	369	16.0	72	2	111	1044	9.4	61	12	4	33	8.3	9	1	2	7	3.5	5	0	13	72	5.3	18	1	5	17	3.4	9	0

INDIVIDUAL STATISTICS, OFFENSE

PASSING

A.Rodgers

		First Half										Second Half/OT									
		Att	Com	Pct	Yds	Sk/Yd	TD	Lg	Int	Rtng	Att	Com	Pct	Yds	Sk/Yd	TD	Lg	Int	Rtng		
9/10	Sea	22	14	63.6	153	4/25	0	29	1	65.2	20	14	70.0	158	0/0	1	32t	0	110.0		
9/17	at Atl	18	10	55.5	85	1/8	0	23	1	44.9	32	23	71.9	258	2/27	2	33t	0	116.4		
9/24	Cin	15	9	60.0	73	5/20	1	41	1	66.8	27	19	70.4	240	1/13	2	72	0	122.5		
9/28	Chi	15	9	60.0	119	2/10	2	58	0	124.7	11	9	81.8	60	0/0	2	26	0	129.0		
10/8	at Dal	13	11	84.6	107	3/23	1	24	0	126.6	16	8	50.0	114	1/16	2	33	0	113.0		
10/15	at Min	4	2	50.0	18	0/0	0	10	0	62.5	0	0	--	0	--	0	--	0	--		
10/22	NO	(Injured Reserve)										(Injured Reserve)									
11/6	Det																				
11/12	at Chi																				
11/19	Bal																				
11/26	at Pit																				
12/3	TB																				
12/10	at Cle																				
12/17	at Car																				
12/23	Min																				
12/31	at Det																				
SEASON		87	55	63.2	555	15/86	4	58	3	82.3	106	73	68.9	830	4/56	9	72	0	120.4		

PASSING

B.Hundley

		First Half										Second Half									
		Att	Com	Pct	Yds	Sk/Yd	TD	Lg	Int	Rtng	Att	Com	Pct	Yds	Sk/Yd	TD	Lg	Int	Rtng		
9/10	Sea	(Did Not Play)										(Did Not Play)									
9/17	at Atl	(Did Not Play)										(Did Not Play)									
9/24	Cin	(Did Not Play)										(Did Not Play)									
9/28	Chi	0	0	--	0	--	0	--	0	--	1	1	100.0	0	0/0	0	0	0	79.2		
10/8	at Dal	(Did Not Play)										(Did Not Play)									
10/15	at Min	8	4	50.0	43	2/13	1	26	1	66.1	25	14	56.0	114	2/7	0	19	2	34.4		
10/22	NO	15	7	46.7	56	0/0	0	14	0	56.5	10	5	50.0	31	1/8	0	13	1	17.1		
11/6	Det																				
11/12	at Chi																				
11/19	Bal																				
11/26	at Pit																				
12/3	TB																				
12/10	at Cle																				
12/17	at Car																				
12/23	Min																				
12/31	at Det																				
SEASON		23	11	47.8	99	2/13	1	26	1	56.3	36	20	55.6	145	3/15	0	19	3	30.4		

INDIVIDUAL STATISTICS, OFFENSE

RECEIVING R.Cobb

		First Half					Second Half					D.Adams					J.Nelson														
												First Half					Second Half														
		No	Yds	Avg	Lg	TD	No	Yds	Avg	Lg	TD	No	Yds	Avg	Lg	TD	No	Yds	Avg	Lg	TD	No	Yds	Avg	Lg	TD					
9/10	Sea	5	56	11.2	29	0	4	29	7.3	10	0	3	47	15.7	21	0	0	0	--	--	0	3	24	8.0	13	0	4	55	13.8	32t	1
9/17	at Atl	2	22	11.0	17	0	4	38	9.5	18	0	3	18	6.0	9	0	5	81	16.2	33t	1	0	0	--	--	0	0	0	--	--	0
9/24	Cin	(Inactive)																													
9/28	Chi	3	18	6.0	12	1	1	26	26.0	26	0	1	5	5.0	5t	1	1	8	8.0	8	0	1	9	9.0	9	0	5	43	8.6	23	2
10/8	at Dal	4	29	7.3	13	0	0	--	--	0	0	4	29	7.3	10	1	3	37	12.3	14	1	0	0	--	--	0	2	24	12.0	14	1
10/15	at Min	0	0	--	--	0	3	28	9.3	14	0	1	14	14.0	14t	1	4	40	10.0	19	0	3	36	12.0	26	0	3	24	8.0	11	0
10/22	NO	1	14	14.0	14	0	1	1	1.0	1	0	0	0	--	--	0	2	12	6.0	8	0	0	0	--	--	0	1	13	13.0	13	0
11/6	Det																														
11/12	at Chi																														
11/19	Bal																														
11/26	at Pit																														
12/3	TB																														
12/10	at Cle																														
12/17	at Car																														
12/23	Min																														
12/31	at Det																														
SEASON		15	139	9.3	29	1	13	122	9.4	26	0	14	164	11.7	41	3	16	187	11.7	33t	2	8	127	15.9	58	0	18	176	9.8	32t	6

RECEIVING M.Bennett

		First Half					Second Half					L.Kendricks					T.Montgomery														
												First Half					Second Half														
		No	Yds	Avg	Lg	TD	No	Yds	Avg	Lg	TD	No	Yds	Avg	Lg	TD	No	Yds	Avg	Lg	TD	No	Yds	Avg	Lg	TD					
9/10	Sea	1	12	12.0	12	0	2	31	15.5	26	0	1	9	9.0	9	0	1	9	9.0	9	0	1	5	5.0	5	0	3	34	11.3	20	0
9/17	at Atl	0	0	--	--	0	5	47	9.4	18	0	0	0	--	--	0	0	0	--	--	0	2	21	10.5	23	0	4	54	13.5	23	1
9/24	Cin	1	1	1.0	1	0	2	11	5.5	6	0	1	1	1.0	1t	1	1	51	51.0	51	0	3	1	0.3	4	0	5	14	2.8	5	0
9/28	Chi	2	30	15.0	26	0	4	9	2.3	7	0	0	0	--	--	0	1	0	0.0	0	0	0	0	--	--	0	0	0	--	--	0
10/8	at Dal	0	0	--	--	0	3	53	17.7	33	0	1	24	24.0	24	0	0	0	--	--	0	(Inactive)									
10/15	at Min	1	8	8.0	8	0	1	14	14.0	14	0	0	0	--	--	0	0	0	--	--	0	1	3	3.0	3	0	0	0	--	--	0
10/22	NO	1	12	12.0	12	0	1	5	5.0	5	0	0	0	--	--	0	0	0	--	--	0	1	9	9.0	9	0	0	0	--	--	0
11/6	Det																														
11/12	at Chi																														
11/19	Bal																														
11/26	at Pit																														
12/3	TB																														
12/10	at Cle																														
12/17	at Car																														
12/23	Min																														
12/31	at Det																														
SEASON		6	63	10.5	26	0	18	170	9.4	33	0	3	34	11.3	24	1	3	60	20.0	51	0	8	39	4.9	23	0	12	102	8.5	23	1

RECEIVING R.Rodgers

		First Half					Second Half					G.Allison					A.Ripkowski														
												First Half					Second Half														
		No	Yds	Avg	Lg	TD	No	Yds	Avg	Lg	TD	No	Yds	Avg	Lg	TD	No	Yds	Avg	Lg	TD	No	Yds	Avg	Lg	TD					
9/10	Sea	0	0	--	--	0	0	0	--	--	0	(Reserve/Suspended)																			
9/17	at Atl	1	14	14.0	14	0	1	8	8.0	8	0	1	8	8.0	8	0	2	16	8.0	13	0	1	2	2.0	2	0	0	0	--	--	0
9/24	Cin	0	0	--	--	0	0	0	--	--	0	1	10	10.0	10	0	5	112	22.4	72	0	0	0	--	--	0	0	0	--	--	0
9/28	Chi	0	0	--	--	0	0	0	--	--	0	0	0	--	--	0	0	0	--	--	0	1	6	6.0	6	0	0	0	--	--	0
10/8	at Dal	1	16	16.0	16	0	0	0	--	--	0	0	0	--	--	0	0	0	--	--	0	0	0	--	--	0	0	0	--	--	0
10/15	at Min	0	0	--	--	0	0	0	--	--	0	0	0	--	--	0	1	7	7.0	7	0	0	0	--	--	0	1	0	0.0	0	0
10/22	NO	0	0	--	--	0	0	0	--	--	0	1	14	14.0	14	0	0	0	--	--	0	0	0	--	--	0	0	0	--	--	0
11/6	Det																														
11/12	at Chi																														
11/19	Bal																														
11/26	at Pit																														
12/3	TB																														
12/10	at Cle																														
12/17	at Car																														
12/23	Min																														
12/31	at Det																														
SEASON		2	30	15.0	16	0	1	8	8.0	8	0	3	32	10.7	14	0	8	135	16.9	72	0	2	8	4.0	6	0	1	0	0.0	0	0

INDIVIDUAL STATISTICS, OFFENSE

RECEIVING J.Williams

T.Davis

A.Jones

		First Half					Second Half					First Half					Second Half					First Half					Second Half														
		No	Yds	Avg	Lg	TD	No	Yds	Avg	Lg	TD	No	Yds	Avg	Lg	TD	No	Yds	Avg	Lg	TD	No	Yds	Avg	Lg	TD	No	Yds	Avg	Lg	TD	No	Yds	Avg	Lg	TD					
9/10	Sea	0	0	--	--	0	0	0	--	--	0	0	0	--	--	0	0	0	--	--	0	0	0	--	--	0	(Inactive)														
9/17	at Atl	0	0	--	--	0	1	5	5.0	5	0	0	0	--	--	0	1	9	9.0	9	0	0	0	--	--	0	0	0	--	--	0	0	0	--	--	0	0	0	--	--	0
9/24	Cin	0	0	--	--	0	0	0	--	--	0	0	0	--	--	0	0	0	--	--	0	0	0	--	--	0	0	0	--	--	0	0	0	--	--	0	0	0	--	--	0
9/28	Chi	1	2	2.0	2	0	0	0	--	--	0	0	0	--	--	0	0	0	--	--	0	0	0	--	--	0	0	0	--	--	0	0	0	--	--	0	0	0	--	--	0
10/8	at Dal	0	0	--	--	0	0	0	--	--	0	0	0	--	--	0	0	0	--	--	0	0	0	--	--	0	1	9	9.0	9	0	0	0	--	--	0	0	0	--	--	0
10/15	at Min	0	0	--	--	0	0	0	--	--	0	0	0	--	--	0	0	0	--	--	0	0	0	--	--	0	0	0	--	--	0	0	1	1.0	1	0	0	0	--	--	0
10/22	NO	0	0	--	--	0	0	0	--	--	0	0	0	--	--	0	0	0	--	--	0	0	0	--	--	0	3	7	2.3	4	0	0	0	--	--	0	0	0	--	--	0
11/6	Det																																								
11/12	at Chi																																								
11/19	Bal																																								
11/26	at Pit																																								
12/3	TB																																								
12/10	at Cle																																								
12/17	at Car																																								
12/23	Min																																								
12/31	at Det																																								
SEASON		1	2	2.0	2	0	1	5	5.0	5	0	0	0	--	--	0	1	9	9.0	9	0	4	16	4.0	9	0	0	1	1.0	1	0	0	0	--	--	0					

INDIVIDUAL STATISTICS, DEFENSE

	C.Matthews						C.Odom					N.Perry					L.Pipkins					D.Randall					Q.Rollins								
	UT	A	Sk	Int	PD		UT	A	Sk	Int	PD		UT	A	Sk	Int	PD		UT	A	Sk	Int	PD		UT	A	Sk	Int	PD		UT	A	Sk	Int	PD
9/10	Sea	2	0	0-0	0	0	0	0	0-0	0	0	0	3	4	1.5-11	0	1		(Inactive)						7	0	0-0	0	1	6	3	0-0	0	1	
9/17	at Atl	5	0	1.5-15.5	0	0		(Did Not Play)				3	1	0-0	0	0		(Inactive)						2	1	0-0	0	0	3	0	0-0	0	0		
9/24	Cin	3	0	0-0	0	0	1	1	0-0	0	0		(Inactive)			0	0	0-0	0	0			4	1	0-0	0	0	0	0	0-0	0	0			
9/28	Chi	3	0	1-13	0	0	0	0	0-0	0	0	3	1	0-0	0	0		(Inactive)					5	0	0-0	0	0	0	0	0-0	0	0			
10/8	at Dal	5	1	0-0	0	1		(Inactive)				2	1	1-6	0	0		(Inactive)					1	2	0-0	1	2	4	1	0-0	0	0			
10/15	at Min	2	0	0-0	0	0	0	0	0-0	0	0	1	2	0-0	0	0	4	4	0-0	0	0		4	1	0-0	1	1	0	1	0-0	0	1			
10/22	NO	3	3	0-0	0	0	1	2	0-0	0	0	2	1	1-7	0	0	0	0	0-0	0	0		2	0	0-0	1	1		(Injured Reserve)						
11/6	Det																																		
11/12	at Chi																																		
11/19	Bal																																		
11/26	at Pit																																		
12/3	TB																																		
12/10	at Cle																																		
12/17	at Car																																		
12/23	Min																																		
12/31	at Det																																		
SEASON		23	4	2.5-28.5	0	1	2	3	0-0	0	0	14	10	3.5-24	0	1	4	4	0-0	0	0	25	5	0-0	3	5	13	5	0-0	0	2				
CAREER		372	152	75-481.5	6	39	2	3	0-0	0	0	141	73	27-200	1	9	4	4	0-0	0	0	107	19	0-0	9	30	73	21	1-11	3	13				

	J.Ryan					J.Thomas					
	UT	A	Sk	Int	PD	UT	A	Sk	Int	PD	
9/10	Sea	1	1	0-0	0	0	0	0	0-0	0	0
9/17	at Atl	5	0	0-0	0	0	2	0	0.5-5.5	0	0
9/24	Cin			(Inactive)			0	0	0-0	0	0
9/28	Chi	2	3	0-0	0	1	0	0	0-0	0	1
10/8	at Dal	7	2	0-0	0	0		(Inactive)			
10/15	at Min	5	4	0-0	0	0		(Inactive)			
10/22	NO	1	1	0-0	0	0		(Inactive)			
11/6	Det										
11/12	at Chi										
11/19	Bal										
11/26	at Pit										
12/3	TB										
12/10	at Cle										
12/17	at Car										
12/23	Min										
12/31	at Det										
SEASON		21	11	0-0	0	1	2	0	0.5-5.5	0	1
CAREER		111	52	0-0	0	4	80	23	1.5-7.5	1	1

DEFENSIVE FUMBLE STATISTICS

FORCED FUMBLES (5)

M.Daniels - (1) vs. Seattle, Sept. 10 (R.Wilson)
 C.Matthews - (1) vs. Chicago, Sept. 28 (M.Glennon)
 N.Perry - (1) at Dallas, Oct. 8 (D.Prescott)
 K.Clark - (1) at Minnesota, Oct. 15 (J.McKinnon)
 J.Hawkins - (1) at Minnesota, Oct. 15 (A.Thielen)

FUMBLE RECOVERIES (6)

K.Fackrell - (1) vs. Seattle, Sept. 10 (R.Wilson)
 J.Ryan - (1) vs. Chicago, Sept. 28 (M.Glennon)
 B.Martinez - (1) vs. Chicago, Sept. 28 (M.Glennon)
 N.Perry - (1) at Dallas, Oct. 8 (J.Witten)
 Q.Rollins - (1) at Dallas, Oct. 8 (T.Frederick)
 C.Matthews - (1) at Minnesota, Oct. 15 (J.McKinnon)

INDIVIDUAL STATISTICS, DEFENSE

QUARTERBACK SACKS (12-99)

9/10		Seattle:	(3-23)	M. Daniels 1.5-12, N. Perry 1.5-11.
9/17	at	Atlanta:	(3-29)	C.Matthews 1.5-15.5, B.Martinez 1-8, J.Thomas 0.5-5.5.
9/24		Cincinnati:	(3-21)	J.Jones 2-14, A.Brooks 1-7.
9/28		Chicago:	(1-13)	C.Matthews 1-13.
10/8	at	Dallas:	(1-6)	N.Perry 1-6.
10/15	at	Minnesota:	(0-0)	None.
10/22		New Orleans:	(1-7)	N.Perry 1-7.
11/6		Detroit:		
11/12	at	Chicago:		
11/19		Baltimore:		
11/26	at	Pittsburgh:		
12/3		Tampa Bay:		
12/10	at	Cleveland:		
12/17	at	Carolina:		
12/23		Minnesota:		
12/31	at	Detroit:		

SEASON TOTALS: (12-99): N.Perry 3.5-24, C.Matthews 2.5-28.5, J.Jones 2-14, M. Daniels 1.5-12, A.Brooks 1-7, B.Martinez 1-8, J.Thomas 0.5-5.5.

QUARTERBACK HITS (45)

9/10		Seattle:	(8)	N.Perry 4, M.Daniels 2, K.Clark 1, K.Fackrell 1.
9/17	at	Atlanta:	(5)	N.Perry 3, K.Fackrell 1, C.Matthews 1.
9/24		Cincinnati:	(4)	A.Brooks 2, K.Fackrell 2.
9/28		Chicago:	(7)	C.Matthews 2, M.Burnett 1, K.Clark 1, D.Lowry 1, N.Perry 1, J.Ryan 1.
10/8	at	Dallas:	(5)	B.Martinez 2, K.Brice 1, N.Perry 1, Q.Rollins 1.
10/15	at	Minnesota:	(12)	M.Daniels 4, J.Jones 2, D.Lowry 2, C.Matthews 2, K.Clark 1, Q.Rollins 1.
10/22		New Orleans:	(4)	K.Clark 2, M.Daniels 1, D.Lowry 1.
11/6		Detroit:		
11/12	at	Chicago:		
11/19		Baltimore:		
11/26	at	Pittsburgh:		
12/3		Tampa Bay:		
12/10	at	Cleveland:		
12/17	at	Carolina:		
12/23		Minnesota:		
12/31	at	Detroit:		

SEASON TOTALS: (45): N.Perry 9, M.Daniels 7, K.Clark 5, C.Matthews 5, K.Fackrell 4, D.Lowry 4, A.Brooks 2, J.Jones 2, B.Martinez 2, Q.Rollins 2, K.Brice 1, M.Burnett 1, J.Ryan 1.

PASSES DEFENSED (43)

9/10		Seattle:	(10)	M.Burnett 3, K.Brice 1, K.Clark 1, H.Clinton-Dix 1, K.King 1, N.Perry 1, D.Randall 1, Q.Rollins 1.
9/17	at	Atlanta:	(3)	K.King 2, M.Burnett 1.
9/24		Cincinnati:	(1)	D.Lowry 1.
9/28		Chicago:	(8)	J.Hawkins 3, K.Brice 1, H.Clinton-Dix 1, Q.Dial 1, J.Ryan 1, J.Thomas 1.
10/8	at	Dallas:	(8)	D.Randall 2, K.Brice 1, M.Burnett 1, J.Hawkins 1, D.House 1, B.Martinez 1, C.Matthews 1.
10/15	at	Minnesota:	(9)	B.Martinez 3, H.Clinton-Dix 2, K.Brice 1, J.Jones 1, D.Randall 1, Q.Rollins 1.
10/22		New Orleans:	(4)	D.House 2, H.Clinton-Dix 1, D.Randall 1.
11/6		Detroit:		
11/12	at	Chicago:		
11/19		Baltimore:		
11/26	at	Pittsburgh:		
12/3		Tampa Bay:		
12/10	at	Cleveland:		
12/17	at	Carolina:		
12/23		Minnesota:		
12/31	at	Detroit:		

SEASON TOTALS: (43): M.Burnett 5, H.Clinton-Dix 5, D.Randall 5, K.Brice 4, J.Hawkins 4, B.Martinez 4, D.House 3, K.King 3, Q.Rollins 2, K.Clark 1, Q.Dial 1, J.Jones 1, D.Lowry 1, C.Matthews 1, N.Perry 1, J.Ryan 1, J.Thomas 1.

INDIVIDUAL STATISTICS, SPECIAL TEAMS

PUNTING

J. Vogel

		No	Yds	Avg	TB	In20	Lg	Bk	Net
9/10	Sea	5	219	43.8	0	1	57	0	42.4
9/17	at Atl	3	119	39.7	0	1	47	0	39.7
9/24	Cin	6	296	49.3	0	2	61	0	44.2
9/28	Chi	5	238	47.6	0	1	62	0	46.2
10/8	at Dal	2	97	48.5	0	1	59	0	49.0
10/15	at Min	6	263	43.8	0	4	56	0	44.7
10/22	NO	5	238	47.6	0	1	60	0	46.2
11/6	Det								
11/12	at Chi								
11/19	Bal								
11/26	at Pit								
12/3	TB								
12/10	at Cle								
12/17	at Car								
12/23	Min								
12/31	at Det								
SEASON		32	1470	45.9	0	11	62	0	44.5
CAREER		32	1470	45.9	0	11	62	0	44.5

KICKING

M. Crosby

		FG	PAT	Pts	Kickoffs			OB
					No. Ret	TB	Pct	
9/10	Sea	1/1	2/2	5	4	1	25.0	0
9/17	at Atl	1/1	2/2	5	2	3	60.0	0
9/24	Cin	2/2	3/3	9	1	5	83.3	0
9/28	Chi	0/0	5/5	5	1	4	80.0	0
10/8	at Dal	1/1	2/4	5	1	6	85.7	0
10/15	at Min	1/1	1/1	4	1	2	66.7	0
10/22	NO	1/2	2/2	5	2	2	50.0	0
11/6	Det							
11/12	at Chi							
11/19	Bal							
11/26	at Pit							
12/3	TB							
12/10	at Cle							
12/17	at Car							
12/23	Min							
12/31	at Det							
SEASON		7/8	17/19	38	12	23	65.7	0
CAREER		269/334	498/507	1305	594	295	32.7	16

ADDITIONAL KICKOFFS:

ON-SIDE KICK RECOVERIES

OWN KICKS (0/0)

OPPONENT KICKS (0/0)

BLOCKED KICKS

PACKERS (0)

OPPONENTS (1)

BLOCKED PUNTS

BLOCKED FIELD GOALS

BLOCKED PATs

KICKOFF

J. Janis

T. Davis

RETURNS

		No	Yds	Avg	Lg	TD	No	Yds	Avg	Lg	TD
9/10	Sea	0	0	--	--	0	0	0	--	--	0
9/17	at Atl	0	0	--	--	0	0	0	--	--	0
9/24	Cin	0	0	--	--	0	0	0	--	--	0
9/28	Chi	0	0	--	--	0	0	0	--	--	0
10/8	at Dal	1	17	17.0	17	0	0	0	--	--	0
10/15	at Min	1	11	11.0	11	0	2	55	27.5	29	0
10/22	NO	0	0	--	--	0	2	52	26.0	27	0
11/6	Det										
11/12	at Chi										
11/19	Bal										
11/26	at Pit										
12/3	TB										
12/10	at Cle										
12/17	at Car										
12/23	Min										
12/31	at Det										
SEASON		2	28	14.0	17	0	4	107	26.8	29	0
CAREER		22	553	25.1	17	0	7	171	24.4	29	0

ADDITIONAL KICKOFF RETURNS:

PUNT

T. Davis

		No	Yds	Avg	FC	Lg	TD	No	Yds	Avg	FC	Lg	TD
9/10	Sea	2	0	0.0	1	0	0						
9/17	at Atl	0	0	--	3	--	0						
9/24	Cin	5	70	14.0	1	33	0						
9/28	Chi	1	5	5.0	2	5	0						
10/8	at Dal	0	0	--	0	--	0						
10/15	at Min	1	8	8.0	2	8	0						
10/22	NO	0	0	--	1	--	0						
11/6	Det												
11/12	at Chi												
11/19	Bal												
11/26	at Pit												
12/3	TB												
12/10	at Cle												
12/17	at Car												
12/23	Min												
12/31	at Det												
SEASON		9	83	9.2	10	33	0						
CAREER		18	198	11.0	21	55	0						

SPECIAL TEAMS FUMBLE STATISTICS

FORCED FUMBLES (0)

FUMBLE RECOVERIES (1)

Q.Rollins - (1) vs. Cincinnati, Sept. 24 (W.Jackson)

K.Clark - (1) vs. New Orleans, Oct. 22 (W.Lutz)

DRIVE STATISTICS

PACKERS SCORING DRIVES (game-by-game)

Date	Opponent	Plays	Yards	Time	Result	Qtr	Scoring Play	Quarterback
9/10	Seattle	1	6	0:06	TD	3	T.Montgomery 6 run	A.Rodgers
9/10	Seattle	9	75	4:03	TD	3	A.Rodgers 32 pass to J.Nelson	A.Rodgers
9/10	Seattle	12	53	5:37	FG	4	M.Crosby 40 field goal	A.Rodgers
9/17	at Atlanta	11	75	6:08	TD	1	T.Montgomery 1 run	A.Rodgers
9/17	at Atlanta	11	65	4:31	FG	3	M.Crosby 28 field goal	A.Rodgers
9/17	at Atlanta	13	75	6:37	TD	4	A.Rodgers 33 pass to D.Adams	A.Rodgers
9/17	at Atlanta	8	85	3:44	TD	4	A.Rodgers 1 pass to T.Montgomery	A.Rodgers
9/24	Cincinnati	6	60	1:54	TD	1	A.Rodgers 1 pass to L.Kendricks	A.Rodgers
9/24	Cincinnati	8	75	5:06	TD	3	A.Rodgers 1 pass to J.Nelson	A.Rodgers
9/24	Cincinnati	8	52	2:58	FG	4	M.Crosby 28 field goal	A.Rodgers
9/24	Cincinnati	12	75	3:29	TD	4	A.Rodgers 3 pass to J.Nelson	A.Rodgers
9/24	Cincinnati	5	70	1:17	FG	OT	M.Crosby 27 field goal	A.Rodgers
9/28	Chicago	10	75	5:11	TD	1	A.Rodgers 5 pass to D.Adams	A.Rodgers
9/28	Chicago	3	3	0:45	TD	1	A.Rodgers 2 pass to R.Cobb	A.Rodgers
9/28	Chicago	2	60	0:40	TD	2	A.Jones 2 run	A.Rodgers
9/28	Chicago	13	63	7:43	TD	3	A.Rodgers 4 pass to J.Nelson	A.Rodgers
9/28	Chicago	6	42	2:51	TD	4	A.Rodgers 8 pass to J.Nelson	A.Rodgers
10/8	at Dallas	8	75	4:23	TD	1	A.Rodgers 10 pass to D.Adams	A.Rodgers
10/8	at Dallas	13	75	5:16	TD	2	A.Jones 7 run	A.Rodgers
10/8	at Dallas	9	71	3:51	FG	3	M.Crosby 22 field goal	A.Rodgers
10/8	at Dallas	14	88	7:43	TD	4	A.Rodgers 10 pass to J.Nelson	A.Rodgers
10/8	at Dallas	9	75	1:02	TD	4	A.Rodgers 12 pass to D.Adams	A.Rodgers
10/15	at Minnesota	3	18	1:24	TD	2	B.Hundley 14 pass to D.Adams	B.Hundley
10/15	at Minnesota	7	30	2:11	FG	2	M.Crosby 26 field goal	B.Hundley
10/22	vs. New Orleans	5	75	2:00	TD	1	A.Jones 46 run	B.Hundley
10/22	vs. New Orleans	8	75	3:54	TD	2	B.Hundley 14 run	B.Hundley
10/22	vs. New Orleans	10	53	4:18	FG	4	M.Crosby 46 field goal	B.Hundley

Scoring-Drive Length, Regular Season

Length (minus)	Packers		Opponent	
	TD	FG	TD	FG
0—9	3	0	0	3
10—19	1	1	0	1
20—29	0	0	0	0
30—39	0	1	1	0
40—49	1	0	1	1
50—59	0	2	3	4
60—69	3	1	1	3
70—79	10	2	6	1
80—89	2	0	3	0
90—99	0	0	0	0
SEASON	20	7	18	13

Possessions at a glance

Reg. Season	No.	Avg. Snaps	*3-Plays & Out	Snaps/TD
Packers	73	62	18	21.7
Opponent	74	64	12	27.9

*—less if turnover, no first downs or score

Game-Opening Drives

Game		Packers			Opponent		
		Pts	FD	Yds	Pts	FD	Yds
9/10	Sea	0	4	51	0	0	-9
9/17	at Atl	7	5	75	7	4	86
9/24	Cin	7	4	60	7	5	79
9/28	Chi	7	5	75	0	0	-13
10/8	at Dal	6	4	75	7	5	75
10/15	at Min	0	0	8	0	2	30
10/22	NO	7	3	75	0	3	55
11/6	Det						
11/12	at Chi						
11/19	Bal						
11/26	at Pit						
12/3	TB						
12/10	at Cle						
12/17	at Car						
12/23	Min						
12/31	at Det						
SEASON		34	25	419	21	19	303

Second-Half Opening Drives

Game		Packers			Opponent		
		Pts	FD	Yds	Pts	FD	Yds
9/10	Sea	0	1	10	0	0	-15
9/17	at Atl	0	0	-10	3	3	40
9/24	Cin	7	5	75	0	1	12
9/28	Chi	7	6	63	0	2	43
10/8	at Dal	3	3	71	0	1	20
10/15	at Min	0	1	16	3	4	57
10/22	NO	0	1	17	6	3	59
11/6	Det						
11/12	at Chi						
11/19	Bal						
11/26	at Pit						
12/3	TB						
12/10	at Cle						
12/17	at Car						
12/23	Min						
12/31	at Det						
SEASON		17	17	242	12	14	216

DRIVE STATISTICS

YARDS-GAINED ANALYSIS, REGULAR SEASON

	1st Down			2nd Down			3rd Down			4th Down			Season			By Quarter				By Half		
	Att	Yds	Avg	Att	Yds	Avg	Att	Yds	Avg	Att	Yds	Avg	Att	Yds	Avg	1st	2nd	3rd	4th	1st	2nd	OT
Packers	191	1003	5.3	142	598	4.2	92	493	5.4	8	76	9.5	433	2170	5.0	467	419	628	586	886	1214	70
Opponents	199	1101	5.5	155	921	5.9	86	398	4.6	7	22	3.1	447	2442	5.5	573	793	489	582	1366	1071	5

DRIVE ENGINEERING, REGULAR SEASON

QB	Drives	Drives ended by				BLK	DOWN	TO	SAF	CLK	Points Yielded
	Started	TD	FG	MFG	PUNT						
A.Rodgers	52	17	5	0	22	0	0	4	0	4	130
B.Hundley	21	3	2	1	10	0	1	4	0	0	27
Packers	73	20	7	1	32	0	1	8	0	4	157
Opponents	74	16	12	2	26	0	1	11	0	6	147

RED-ZONE EFFICIENCY

	Regular Season	
	Packers	Opponent
Times Penetrated Opponent 20	23	19
Total Scores	22	19
Touchdowns	17	14
Field Goals-Attempts	5-5	5-5
Touchdown Percentage	.739	.684
Scoring Percentage	.956	.947
Turnovers	1	0
Downs	0	0
Missed Field Goals	0	0
Time Ran Out	0	0
Ended Not Trying To Score	0	0
Scores From Outside The 20	5	9
Touchdowns	3	2
Field Goals	2	7

AVERAGE FIELD POSITION

	Regular Season	
	Packers	Opponent
Drives Started	73	74
Average Field Position	GB26	OPP28
Drives Started in Plus Territory	5	6
Scores	5	3
Touchdowns	3	2
Field Goals	1	1
Missed Field Goals	0	1
Blocked Field Goals	0	0
Punts	0	1
Turnovers	0	1
Turnover on Downs	0	0
Ran Out Clock	0	0
Did Not Attempt to Score	0	0
Drives Started Inside Own 20	23	16

GOAL-TO-GO SITUATIONS, REGULAR SEASON

	Summary							GTG Plays		Pct	
	Total	TD	Pct	FG	MFG	TO	CLK	DOWN	Plays		TD
Packers	16	12	.750	4	0	0	0	0	37	12	.324
Opponents	11	10	.909	1	0	0	0	0	29	10	.345

2017 SUPERLATIVES

LONGEST REGULAR-SEASON RETURNS

Packers

Type	Yards	Opp. Date	Player
Fumble	63	at Min, Oct. 15	C.Matthews
Punt	33	vs. Cin, Sept. 24	T.Davis
Kickoff	29	at Min, Oct. 15	T.Davis
Kickoff	27	vs. NO, Oct. 22	T.Davis
Kickoff	26	at Min, Oct. 15	T.Davis
Kickoff	25	vs. NO, Oct. 22	T.Davis
Interception	21t	at Dal, Oct. 8	D.Randall
Kickoff	17	at Dal, Oct. 8	J.Janis
Interception	14	at Min, Oct. 15	D.Randall
Interception	11	vs. Chi, Sept. 28	K.Brice
Kickoff	11	at Min, Oct. 15	J. Janis

No. of returns 20-plus yards in length: 7
 No. of returns 40-plus yards in length: 1

Opponent

Type	Yards	Opp. Date	Player
Interception	75t	vs. Cin, Sept. 24	W.Jackson
Kickoff	43	vs. Sea, Sept. 10	T.Lockett
Kickoff	39	vs. NO, Oct. 22	T.Lewis
Kickoff	27	vs. Chi, Sept. 28	D.Thompson
Kickoff	25	vs. Chi, Sept. 28	B.Cunningham
Kickoff	25	at Dal, Oct. 8	R.Switzer
Interception	24	vs. Sea, Sept. 10	N.Jones
Kickoff	20	vs. Cin, Sept. 24	A.Erickson
Punt	20	vs. Cin, Sept. 24	A.Erickson
Interception	19	at Min, Oct. 15	H.Smith
Kickoff	19	at Min, Oct. 15	S.Coley
Kickoff	18	vs. NO, Oct. 22	T.Lewis
Kickoff	16	at Atl, Sept. 17	A.Roberts
Fumble	15	at Atl, Sept. 17	D.Trufant

No. of returns 20-plus yards in length: 9
 No. of returns 40-plus yards in length: 2

LONGEST REGULAR-SEASON PLAYS FROM SCRIMMAGE

Packers

Yards	Opp.	Play
72	vs. Cin	A.Rodgers to G.Allison
58	vs. Chi	A.Rodgers to J.Nelson
51	vs. Cin	A.Rodgers to L.Kendricks
46t	vs. NO	A.Jones run
41	vs. Cin	A.Rodgers to D.Adams
33t	at Atl	A.Rodgers to D.Adams
33	at Dal	A.Rodgers to M.Bennett
32t	vs. Sea	A.Rodgers to J.Nelson
29	vs. Sea	A.Rodgers to R.Cobb
26	vs. Sea	A.Rodgers to M.Bennett
26	vs. Chi	A.Rodgers to M.Bennett
26	vs. Chi	A.Rodgers to R.Cobb
26	at Min	B.Hundley to J.Nelson
24	at Dal	A.Rodgers to L.Kendricks
23	at Atl	A.Rodgers to T.Montgomery
23	at Atl	A.Rodgers to T.Montgomery
23	vs. Cin	A.Rodgers to J.Nelson
22	at Dal	A.Jones run
22	vs. NO	B.Hundley run
21	vs. Sea	A.Rodgers to D.Adams
21	vs. NO	A.Jones run
20	vs. Sea	A.Rodgers to T.Montgomery

Long run:

46t	vs. NO	A.Jones
22	at Dal	A.Jones
22	vs. NO	B.Hundley
21	vs. NO	A.Jones
18	at Dal	A.Rodgers
15	at Dal	A.Jones
15	vs. NO	A.Jones
14t	vs. NO	B.Hundley

No. plays 20-plus yards: 22
 No. plays 40-plus yards: 5

Opponent

Yards	Opp.	Play
49	at Dal	D.Prescott to B.Butler
47	vs. NO	D.Brees to T.Ginn
40	vs. NO	D.Brees to T.Ginn
35	at Atl	T.Coleman run
34	vs. Sea	R.Wilson to D.Baldwin
34	at Atl	M.Ryan to J.Jones
30	vs. Sea	C.Carson run
29	vs. Sea	R.Wilson run
29	vs. Chi	M.Glennon to Z.Miller
28	vs. Sea	R.Wilson to P.Richardson
27	at Atl	M.Ryan to J.Jones
27t	at Min	C.Keenum to J.McKinnon
25	vs. Cin	G.Bernard run
25	at Dal	E.Elliott run
25	at Min	C.Keenum to L.Treadwell
24	at Atl	M.Ryan to M.Sanu
24	at Atl	M.Ryan to M.Sanu
24	vs. NO	D.Brees to A.Kamara
23	at Min	C.Keenum to A.Thielen
23	vs. NO	M.Ingram run
22	vs. Chi	M.Glennon to K.Wright
22t	vs. NO	D.Brees to B.Coleman

Long run:

35	at Atl	T.Coleman
30	vs. Sea	C.Carson
29	vs. Sea	R.Wilson
25	vs. Cin	G.Bernard
25	at Dal	E.Elliott
23	vs. NO	M.Ingram
21	at Dal	D.Prescott

No. plays 20-plus yards: 32
 No. plays 40-plus yards: 3

MISCELLANEOUS

WEEKLY INACTIVES

9/10	Seattle:	M.Adams, B.Bulaga, Q.Dial, J.Hawkins, A.Jones, L.Patrick, L.Pipkins
9/17	at Atlanta:	M.Adams, D.Bakhtiari, A.Brooks, B.Bulaga, D.Mays, L.Pipkins, J.Spriggs
9/24	Cincinnati:	D.Bakhtiari, K.Brice, R.Cobb, M.Daniels, D.House, N.Perry, J.Ryan
9/28	Chicago:	M.Adams, D.Bakhtiari, B.Bulaga, M.Daniels, D.House, D.Mays, L.Pipkins
10/8	at Dallas:	M.Adams, D.Bakhtiari, T.Montgomery, C.Odom, A.Pankey, L.Pipkins, J.Thomas
10/15	at Minnesota:	M.Adams, A.Brooks, M.Burnett, D.House, K.King, A.Pankey, J.Thomas
10/22	New Orleans:	M.Adams, A.Brooks, M.Burnett, D.Mays, A.Pankey, L.Taylor, J.Thomas
11/6	Detroit:	
11/12	at Chicago:	
11/19	Baltimore:	
11/26	at Pittsburgh:	
12/3	Tampa Bay:	
12/10	at Cleveland:	
12/17	at Carolina:	
12/23	Minnesota:	
12/31	at Detroit:	

SEASON TOTALS: M.Adams (6), D.Bakhtiari (4), L.Pipkins (4), A.Brooks (3), B.Bulaga (3), D.House (3), D.Mays (3), A.Pankey (3), J.Thomas (3), M.Burnett (2), M.Daniels (2), K.Brice (1), R.Cobb (1), Q.Dial (1), J.Hawkins (1), A.Jones (1), K.King (1), T.Montgomery (1), C.Odom (1), L.Patrick (1), N.Perry (1), J.Ryan (1), J.Spriggs (1), L.Taylor (1).

TIME SPENT IN THE LEAD

Opponent	In Lead	Packers Trailing
9/10 Sea	25:33	4:27
9/17 at Atl	0:00	54:09
9/24 Cin	0:00	41:17
9/28 Chi	50:11	0:00
10/8 at Dal	12:03	24:54
10/15 at Min	0:00	20:59
10/22 NO	6:49	29:06
11/6 Det		
11/12 at Chi		
11/19 Bal		
11/26 at Pit		
12/3 TB		
12/10 at Cle		
12/17 at Car		
12/23 Min		
12/31 at Det		
SEASON	1:34:36	2:51:52
SEASON AVG	13:31	24:33

TWO-POINT CONVERSIONS

REGULAR SEASON

Packers (0-2):

Opponent (0-0):

NON-OFFENSIVE SCORES

REGULAR SEASON

Packers (1): D.Randall 21-yard interception return at Dal, Oct. 8.

Opponent (2): D.Trufant 15-yard fumble return at Atl, Sept. 17; W.Jackson 75-yard interception return vs. Cin, Sept. 24.

PENALTIES AND REPLAY CHALLENGES

PENALTY STATISTICS

	Regular Season	
	Packers	Opponent
Times Penalized after Offensive Gain	6	6
Gains Wiped Out, Offensive Penalties	45	100
Touchdowns Cost	2	0
Field Goals Cost	0	0
First Downs Lost	1	2
Intentional-Grounding Penalties	0	1
Defensive Pass Interference, Times Flagged	2	8
Yards Given Up	48	79
Defensive 3rd/4th Down Flags (kept drive alive)	5	8
Kick/Punt Return Penalties	5	3
Return Yards Wiped Out	79	20

Touchdowns nullified — GREEN BAY (2): A.Rodgers 3-yard pass to R.Cobb at Atl (Sept. 17), A.Rodgers 6-yard pass to D.Adams vs. Chi (Sept. 28)

OPPONENTS (0):

2017 REGULAR-SEASON REPLAY CHALLENGES

PACKERS (1/2)

Date, Opp.	Initial Ruling	Ruling
9/28, vs. Chi	Downed punt by J.Janis, no fumble	Upheld
10/8, at Dal	C.Beasley first-down reception	Reversed

OPPONENTS (1/2)

Date, Opp.	Initial Ruling	Ruling
9/28, vs. Chi	M.Bennett first-down reception	Reversed
10/8, at Dal	E.Elliott stopped short of the line to gain	Reversed

REPLAY ASSISTANT (2/5)

Last two minutes of the half, overtime, turnovers and scoring plays

Date, Opp.	Initial Ruling	Ruling
9/17 at Atl	A.Rodgers fumbles, recovered by D.Trufant	Upheld
9/24 vs. Cin	D.Adams fumbles, recovered by D.Kirkpatrick.	Reversed
10/8 at Dal	A.Rodgers completed pass to A.Jones	Upheld
10/15 at Min	J.McKinnon touchdown	Upheld
10/15 at Min	B.Hundley completed touchdown pass to T.Montgomery	Reversed

2017 REGULAR-SEASON PENALTIES ACCEPTED (51)

OFFENSE (20)

Delay of Game (2) — A.Rodgers vs. Sea (Sept. 10), A.Rodgers vs. Cin (Sept. 24)

False Start (7) — J.McCray at Atl (Sept. 17), R.Cobb at Atl (Sept. 17), L.Kendricks at Atl (Sept. 17), K.Murphy at Atl (Sept. 17), M.Bennett vs. Chi (Sept. 28), J.McCray at Dal (Oct. 8), B.Bulaga vs. NO (Oct. 22)

Holding (5) — J.Evans vs. Sea (Sept. 10), J.Evans vs Sea (Sept. 10), C.Linsley at Atl (Sept. 17), J.McCray vs. Chi (Sept. 28), C.Linsley at Min (Oct. 15)

Illegal Motion (1) — A.Rodgers at Atl (Sept. 17)

Pass Interference (3) — M.Bennett at Atl (Sept. 17), G.Allison at Atl (Sept. 17), R.Rodgers vs. NO (Oct. 22)

Taunting (1) — R.Cobb vs. Sea (Sept. 10)

Unnecessary Roughness (1) — M.Bennett vs. Sea (Sept. 10)

DEFENSE (17)

Encroachment (1) — D.Lowry vs. Chi (Sept. 28)

Facemask (1) — M.Evans vs. Cin (Sept. 24)

Holding (2) — C.Matthews vs. Chi (Sept. 28), B.Martinez at Min. (Oct. 15)

Horse-Collar Tackle (1) — K.Brice vs. NO (Oct. 22)

Illegal Contact (1) — J.Jones at Min. (Oct. 15)

Neutral-Zone Infraction (3) — Q.Rollins at Min. (Oct. 15), R.Jean Francois at Min. (Oct. 15), D.Lowry vs. NO (Oct. 22)

Offside (2) — N.Perry vs. Sea (Sept. 10), N.Perry at Dal (Oct. 8)

Pass Interference (2) — K.King vs. Cin (Sept. 24), J.Hawkins at Min. (Oct. 15)

Taunting (1) — D.Randall at Dal (Oct. 8)

Unnecessary Roughness (3) — H.Clinton-Dix vs. Chi (Sept. 28), B.Martinez at Dal (Oct. 8), J.Ryan at Min. (Oct. 15)

SPECIAL TEAMS (14)

Holding (1) — J.Williams vs. NO (Oct. 22)

Illegal Block in the Back (4) — J.Janis at Atl (Sept. 17), K.Fackrell vs. Cin (Sept. 24), J.Hawkins vs. Chi (Sept. 28), M.Evans at Min. (Oct. 15)

Illegal Formation (2) — Team vs. Chi (Sept. 28), K.Clark at Dal (Oct. 8)

Illegal Motion (1) — J.Jones vs. NO (Oct. 22)

Fair-Catch Interference (1) — J.Jones vs. NO (Oct. 22)

False Start (2) — M.Evans vs. Sea (Sept. 10), J.Jones vs. NO (Oct. 22)

Offsides (2) — J.Jones vs. Sea (Sept. 10), K.Brice at Dal (Oct. 8)

Unsportsmanline Conduct (1) — M.McCarthy at Atl (Sept. 17)

TURNOVER STATISTICS AND NOTES

TURNOVER ANALYSIS

	Packers Take			Packers Give			Diff	Cum	NFC Rank	NFL Rank
	Int	Fum	Tot	Int	Fum	Tot				
SEA	0	1	1	1	0	1	0	0	5t	9t
Atl	0	0	0	1	1	2	-2	-2	14	25t
CIN	0	1	1	1	0	1	0	-2	12t	22t
CHI	2	2	4	0	0	0	+4	+2	3t	8t
Dal	1	2	3	0	1	1	+2	+4	2t	5t
Min	1	1	2	3	0	3	-1	+3	5	8t
NO	2	0	2	1	0	1	+1	+4	3t	6t
BYE	-	-	-	-	-	-	-	+4	4t	8t
DET										
Chi										
BAL										
Pit										
TB										
Cle										
Car										
MIN										
Det										
Total	6	7	13	7	2	9	+4	+4		

HOME GAMES UPPERCASED IN BOLD

Regular-Season Takeaway Breakdown

	Packers	Opponent
Total	13	1
Interceptions	6	7
Fumble Rec.	7	2
Points off Turnovers	44	31
Touchdowns	6	4
Field Goals	1	1
Didn't attempt score	6	3

REGULAR-SEASON TOUCHDOWN RETURNS

Packers (1): D.Randall 21-yard interception return.
Opponent (2): D.Trufant 15-yard fumble return;
 W.Jackson 75-yard interception return.

2017 RECORD WHEN...

When...	Record	Postseason
+4 turnover margin	1-0	0-0
+3 turnover margin	0-0	0-0
+2 turnover margin	1-0	0-0
+1 turnover margin	0-1	0-0
even turnover margin	2-0	0-0
-1 turnover margin	0-1	0-0
-2 turnover margin	0-1	0-0
-3 turnover margin	0-0	0-0
-4 turnover margin	0-0	0-0
recording 0 takeaways	0-1	0-0
recording 1 takeaway	2-0	0-0
recording 2 takeaways	0-2	0-0
recording 3 takeaways	1-0	0-0
recording 4 takeaways	1-0	0-0
recording 5 takeaways	0-0	0-0
recording 0 giveaways	1-0	0-0
recording 1 giveaway	3-1	0-0
recording 2 giveaways	0-1	0-0
recording 3 giveaways	0-1	0-0
recording 4 giveaways	0-0	0-0
recording 5 giveaways	0-0	0-0
recording 0 interceptions	2-1	0-0
recording 1 interception	1-1	0-0
recording 2 interceptions	1-1	0-0
recording 3 interceptions	0-0	0-0
recording 4 interceptions	0-0	0-0
surrendering 0 interceptions	2-0	0-0
surrendering 1 interception	2-2	0-0
surrendering 2 interceptions	0-0	0-0
surrendering 3 interceptions	0-1	0-0
recovering 0 fumbles	1-2	0-0
recovering 1 fumble	1-1	0-0
recovering 2 fumbles	2-0	0-0
recovering 3 fumbles	0-0	0-0
losing 0 fumbles	3-2	0-0
losing 1 fumble	1-1	0-0
losing 2 fumbles	0-0	0-0
losing 3 fumbles	0-0	0-0

TAKEAWAY SUMMARY (13)

9/10	Seattle:	K.Fackrell (fumble recovery).
9/17 at	Atlanta:	None
9/24	Cincinnati:	Q.Rollins (fumble recovery).
9/28	Chicago:	J.Ryan (fumble recovery), B.Martinez (fumble recovery), H.Clinton-Dix (interception), K.Brice (interception).
10/8 at	Dallas:	D.Randall (interception), N.Perry (fumble recovery), Q.Rollins (fumble recovery).
10/15 at	Minnesota:	C.Matthews (fumble recovery), D.Randall (interception).
10/22	New Orleans:	D.House (interception), D.Randall (interception).
11/6	Detroit:	
11/12 at	Chicago:	
11/19	Baltimore:	
11/26 at	Pittsburgh:	
12/3	Tampa Bay:	
12/10 at	Cleveland:	
12/17 at	Carolina:	
12/23	Minnesota:	
12/31 at	Detroit:	

SEASON TOTALS: D.Randall 3 (three interceptions) Q.Rollins 2 (two fumble recoveries), K.Brice 1 (interception), H.Clinton-Dix 1 (interception), K.Fackrell 1 (fumble recovery), D.House 1 (interception), B.Martinez 1 (fumble recovery), C.Matthews 1 (fumble recovery), N.Perry 1 (fumble recovery), J.Ryan 1 (fumble recovery).

Note: Only fumbles lost are credited. Fumbles in which the team maintained possession are not included.

GIVEAWAY SUMMARY (9)

9/10	Seattle:	A.Rodgers (interception).
9/17 at	Atlanta:	A.Rodgers (interception), A.Rodgers (fumble).
9/24	Cincinnati:	A.Rodgers (interception).
9/28	Chicago:	None
10/8 at	Dallas:	N.Perry (fumble).
10/15 at	Minnesota:	B.Hundley 3 (three interceptions).
10/22	New Orleans:	B.Hundley (interception).
11/6	Detroit:	
11/12 at	Chicago:	
11/19	Baltimore:	
11/26 at	Pittsburgh:	
12/3	Tampa Bay:	
12/10 at	Cleveland:	
12/17 at	Carolina:	
12/23	Minnesota:	
12/31 at	Detroit:	

SEASON TOTALS: B.Hundley 4 (four interceptions), A.Rodgers 4 (three interceptions, fumble), N.Perry 1 (fumble).

Note: Only fumbles lost are credited. Fumbles in which the team maintained possession are not included.

TAKEAWAY POINTS

Packers Regular Season (44)

Date	Opp.	Turnover	Result	Points
9/10	vs. Sea	Fumble	TD	7
9/28	vs. Chi	Fumble	TD	7
9/28	vs. Chi	Fumble	TD	7
9/28	vs. Chi	Interception	TD	7
10/8	at Dal	Interception	TD	6
10/15	at Min	Fumble	TD	7
10/15	at Min	Interception	FG	3

Opponent Regular Season (31)

Date	Opp.	Turnover	Result	Points
9/17	at Atl	Interception	TD	7
9/17	at Atl	Fumble	TD	7
9/24	vs. Cin	Interception	TD	7
10/15	at Min	Interception	TD	7
10/15	at Min	Interception	FG	3

REGULAR-SEASON PLAYER PARTICIPATION

NFL WEEK Player	1	2	3	4	5	6	7	9	10	11	12	13	14	15	16	17	— Season Totals —			
	SEA	at ATL	CIN	CHI	at DAL	at MIN	NO	DET	at CHI	BAL	at PIT	TB	at CLE	at CAR	MIN	at DET	GP	GS	DNP	INA
Adams, Davante	3WR	3WR	WR	3WR	3WR	3WR	3WR										7	7	0	0
Adams, Montravius	INA	INA	SUB	INA	INA	INA	INA										1	0	0	6
Allison, Geronimo	SUS	SUB	SUB	SUB	SUB	SUB	SUB										6	0	0	0
Amichia, Kofi	PS	PS	PS	PS	PS	PS	PS										0	0	0	0
Bakhtiari, David	LT	INA	INA	INA	INA	INA	LT										3	3	0	4
Barclay, Don	IR	IR	IR	IR	IR	IR	IR										0	0	0	0
Bennett, Martellus	TE	TE	TE	TE	TE	TE	TE										7	7	0	0
Biegel, Vince	PUP	PUP	PUP	PUP	PUP	PUP	PUP										0	0	0	0
Brice, Kentrell	SUB	SS	INA	SUB	SUB	SS	SS										6	3	0	1
Brooks, Ahmad	SUB	INA	LOLB	ROLB	SUB	INA	INA										4	2	0	3
Brown, Donatello	PS	PS	PS	PS	PS	PS	PS										0	0	0	0
Bulaga, Bryan	INA	INA	RT	INA	RT	RT	RT										4	4	0	3
Burnett, Morgan	SS	ILB	3CB	SS	SS	INA	INA										5	5	0	2
Callahan, Joe	PS	PS	PS	PS	PS	PS	DNP										0	0	1	0
Clark, Kenny	NT	NT	NT	NT	NT	NT	NT										7	7	0	0
Clark, Michael	PS	PS	PS	PS	PS	PS	PS										0	0	0	0
Clinton-Dix, Ha Ha	FS	FS	FS	FS	FS	FS	FS										7	7	0	0
Cobb, Randall	WR	WR	INA	WR	WR	WR	WR										6	6	0	1
Crosby, Mason	SUB	SUB	SUB	SUB	SUB	SUB	SUB										7	0	0	0
Daniels, Mike	DT	DT	INA	INA	DT	DT	DT										5	5	0	2
Davis, Trevor	SUB	SUB	SUB	SUB	SUB	SUB	SUB										7	0	0	0
Dial, Quinton	INA	SUB	SUB	DT	SUB	SUB	SUB										6	1	0	1
Evans, Jahri	RG	RG	RG	RG	RG	RG	RG										7	7	0	0
Evans, Marwin	SUB	SUB	SS	SUB	SUB	SUB	SUB										7	1	0	0
Fackrell, Kyler	SUB	SUB	SUB	SUB	SUB	SUB	SUB										7	0	0	0
Gilbert, Reggie	PS	PS	PS	PS	PS	PS	PS										0	0	0	0
Goode, Brett	SUB	SUB	SUB	IR	-	-	-										3	0	0	0
Goodson, Demetri	PUP	PUP	PUP	PUP	PUP	PUP	PUP										0	0	0	0
Greene, Darrell	-	PS	PS	PS	PS	PS	PS										0	0	0	0
Gunter, LaDarius	SUB	-	-	-	-	-	-										1	0	0	0
Hawkins, Josh	INA	SUB	SUB	SUB	SUB	RCB	SUB										6	1	0	1
House, Davon	LCB	LCB	INA	INA	LCB	INA	LCB										4	4	0	3
Hundley, Brett	DNP	DNP	DNP	SUB	DNP	SUB	QB										3	1	4	0
Janis, Jeff	SUB	SUB	SUB	SUB	SUB	SUB	SUB										7	0	0	0
Jean Francois, Ricky	SUB	-	SUB	SUB	SUB	SUB	SUB										6	0	0	0
John, Ulrick	-	-	-	DNP	DNP	SUB	DNP										1	0	3	0
Jones, Aaron	INA	SUB	SUB	SUB	RB	SUB	RB										6	2	0	1
Jones, Josh	SUB	SUB	ILB	SUB	SUB	SUB	SUB										7	1	0	0
Kendricks, Lance	SUB	SUB	2TE	SUB	SUB	SUB	SUB										7	1	0	0
King, Kevin	SUB	SUB	RCB	RCB	RCB	INA	RCB										6	4	0	1
Linsley, Corey	C	C	C	C	C	C	C										7	7	0	0
Lowry, Dean	DE	SUB	DE	DE	DE	DE	DE										7	6	0	0
Lunsford, Izaah	PS	PS	PS	PS	PS	PS	PS										0	0	0	0
Martinez, Blake	ILB	ILB	ILB	ILB	ILB	ILB	ILB										7	7	0	0
Mathews, Derrick	PS	PS	PS	PS	PS	PS	PS										0	0	0	0
Matthews, Clay	LOLB	LOLB	ROLB	LOLB	ROLB	ROLB	LOLB										7	7	0	0
Mays, Devante	SUB	INA	SUB	INA	SUB	DNP	INA										3	0	1	3
McCray, Justin	SUB	RT	SUB	RT	LG	SUB	LG										7	4	0	0
Montgomery, Ty	RB	RB	RB	RB	INA	RB	SUB										6	6	0	1
Murphy, Kyle	RT	LT	LT	IR	IR	IR	IR										3	3	0	0
Nelson, Jordy	WR	WR	WR	WR	WR	WR	WR										7	7	0	0
Odom, Chris	SUB	DNP	SUB	SUB	INA	SUB	SUB										5	0	1	1
Pankey, Adam	PS	DNP	DNP	DNP	INA	INA	INA										0	0	3	3
Patrick, Lucas	INA	SUB	SUB	LG	SUB	SUB	SUB										6	2	0	1
Pepper, Taybor	-	-	-	SUB	SUB	SUB	SUB										4	0	0	0
Perry, Nick	ROLB	ROLB	INA	SUB	LOLB	LOLB	ROLB										6	5	0	1
Pipkins, Lenzy	INA	INA	SUB	INA	INA	SUB	SUB										3	0	0	4
Randall, Damarious	RCB	RCB	LCB	LCB	SUB	LCB	SUB										7	5	0	0
Ripkowski, Aaron	SUB	SUB	SUB	SUB	SUB	SUB	SUB										7	0	0	0
Rodgers, Aaron	QB	QB	QB	QB	QB	QB	IR										6	6	0	0
Rodgers, Richard	SUB	SUB	SUB	SUB	SUB	SUB	SUB										7	0	0	0
Rollins, Quinten	SUB	3CB	SUB	SUB	SUB	SUB	IR										6	1	0	0
Ryan, Jake	ILB	SUB	INA	ILB	ILB	ILB	ILB										6	5	0	1
Spriggs, Jason	SUB	INA	IR	IR	IR	IR	IR										1	0	0	1
Taylor, Lane	LG	LG	LG	LT	LT	LG	INA										6	6	0	1
Talley, David	IR	IR	IR	IR	IR	IR	IR										0	0	0	0
Thomas, Joe	SUB	SUB	SUB	SUB	INA	INA	INA										4	0	0	3
Vogel, Justin	SUB	SUB	SUB	SUB	SUB	SUB	SUB										7	0	0	0
Waters, Herb	IR	IR	IR	IR	IR	IR	IR										0	0	0	0
Whitehead, Jermaine	PS	PS	PS	PS	PS	PS	SUB										1	0	0	0
Williams, Jamaal	SUB	SUB	SUB	SUB	SUB	SUB	SUB										7	0	0	0
Yancey, DeAngelo	PS	PS	PS	PS	PS	PS	PS										0	0	0	0

STARTERS IN BOLD AT POSITION; DNP — Did not play; INA — Inactive; IR — Injured reserve; PS — Practice squad; PUP — Reserve/Physically Unable to Perform; SUB — Substitute; SUS — Reserve/Suspended; 3CB — Started as third cornerback; 3WR — Started as third wide receiver, 2TE — Started as second tight end.

SEASON-HIGHS/W-L BREAKDOWN

INDIVIDUAL

Longest Scoring Run — 46, A.Jones, Oct. 22 vs. New Orleans
 Longest Non-Scoring Run — 22, two times, most recently B.Hundley Oct. 22 vs. New Orleans

Longest Scoring Pass — 33, A.Rodgers to D.Adams, Sept. 17 at Atlanta
 Longest Non-Scoring Pass — 72, A.Rodgers to G.Allison, Sept. 24 vs. Cincinnati

Longest Kickoff Return — 29, T.Davis, Oct. 15 at Minnesota
 Longest Punt Return — 33, T.Davis, Sept. 24 vs. Cincinnati
 Longest Interception Return — 21t, D.Randall, Oct. 8 at Dallas
 Longest Fumble Return — 63, C.Matthews, Oct. 15 at Minnesota

Longest Punt — 62, J.Vogel, Sept. 28 vs. Chicago

Longest Field Goal — 46, M.Crosby, Oct. 22 vs. New Orleans
 Most Field Goals Attempted — 2, M.Crosby, two times, most recently Oct. 22 vs. New Orleans
 Most Field Goals Made — 2, M.Crosby, Sept. 24 vs. Cincinnati

Most Touchdowns — 2, four times, most recently D.Adams, Oct. 8 at Dallas
 Most Rushing Attempts — 19, two times, most recently A.Jones, Oct. 8 at Dallas
 Most Rushing Yards — 131, A.Jones, Oct. 22 vs. New Orleans

Most Passing Attempts — 50, A.Rodgers, Sept. 17 at Atlanta
 Most Completions — 33, A.Rodgers, Sept. 17 at Atlanta
 Most Passing Yards — 343, A.Rodgers, Sept. 17 at Atlanta
 Most Touchdown Passes — 4, A.Rodgers, Sept. 28 vs. Chicago

Most Receptions — 9, R.Cobb, Sept. 10 vs. Seattle
 Most Receiving Yards — 122, G.Allison, Sept. 24 vs. Cincinnati

Most Total Yards from Scrimmage — 138, A.Jones, Oct. 22 vs. New Orleans

Most Defensive Interceptions — 1, six times, most recently D.Randall and D.House, Oct. 22 vs. New Orleans
 Most Tackles — 15, B.Martinez, Oct. 22 vs. New Orleans
 Most Solo Tackles — 13, B.Martinez Oct. 22 vs. New Orleans
 Most Sacks — 2.0, J.Jones, Sept. 24 vs. Cincinnati
 Most Passes Defensed — 3, three times, most recently B.Martinez, Oct. 15 at Minnesota

TEAM

Offensive Most...
 First Downs — 26, Sept. 10 vs. Seattle
 Rushing Attempts — 28, Sept. 10 vs. Seattle
 Rushing Yards — 181, Oct. 22 vs. New Orleans
 Pass Attempts — 50, Sept. 17 at Atlanta
 Completions — 33, Sept. 17 at Atlanta
 TDs Thrown — 4, Sept. 28 vs. Chicago
 Ints. Thrown — 3, Oct. 15 at Minnesota
 Net Passing Yards — 308, Sept. 17 at Atlanta
 Offensive Plays — 74, Sept. 10 vs. Seattle
 Total Offense — 370, Sept. 10 vs. Seattle
 Time of Possession — 39:13, Sept. 10 vs. Seattle
 Turnovers — 3, Oct. 15 at Minnesota
 Fumbles — 2, two times, most recently Oct. 22 vs. New Orleans
 Fumbles Lost — 1, two times, most recently Oct. 8 at Dallas

Longest Scoring Drives
 Plays — 14, Oct. 8 at Dallas
 Yards — 88, Oct. 8 at Dallas
 Time — 7:43, two times, most recently Oct. 8 at Dallas

Shortest Scoring Drives
 Plays — 1, Sept. 10 vs. Seattle
 Yards — 3, Sept. 28 vs. Chicago
 Time — 0:06, Sept. 10 vs. Seattle

Defensive Fewest...
 First Downs Allowed — 12, Sept. 10 vs. Seattle
 Rushing Att. Allowed — 18, Sept. 10 vs. Seattle
 Rushing Yards Allowed — 90, Sept. 10 vs. Seattle
 Pass Att. Allowed — 27, two times, most recently Sept. 24 vs. Cincinnati
 Pass Comp. Allowed — 14, Sept. 10 vs. Seattle
 Net Passing Yards Allowed — 135, Sept. 10 vs. Seattle
 Total Plays Allowed — 48, Sept. 10 vs. Seattle
 Total Yards Allowed — 225, Sept. 10 vs. Seattle

Defensive Most...
 Takeaways — 4, Sept. 28 vs. Chicago
 Interceptions — 2, two times, most recently Oct. 22 vs. New Orleans
 Fumbles Forced — 2, Oct. 15 at Minnesota
 Fumbles Recovered — 2, two times, most recently Oct. 8 at Dallas
 Passes Defensed — 9, Oct. 15 at Minnesota
 Sacks — 3, three times, most recently Sept. 24 vs. Cincinnati

	2017 regular season...			2016 regular season...			2015 regular season...			1992-present...		
	Home	Road	Overall	Home	Road	Overall	Home	Road	Overall	Home	Road	Overall
Overall	3-1	1-2	4-3	6-2	4-4	10-6	5-3	5-3	10-6	155-48-1	103-100	258-148-1
On Grass	3-1	0-0	3-1	6-2	3-2	9-4	5-3	4-3	9-6	155-48-1	58-39	213-87-1
On Artificial Surfaces	0-0	1-2	1-2	0-0	1-2	1-2	0-0	1-0	1-0	0-0	45-63	45-63
In Open-Air Stadiums	3-1	0-1	3-2	6-2	3-2	9-4	5-3	4-2	9-5	155-48-1	66-62	221-110-1
In Indoor Stadiums	0-0	1-1	1-1	0-0	1-2	1-2	0-0	1-1	1-1	0-0	37-38	37-38
vs. Division Opponents	1-0	0-1	1-1	3-0	2-1	5-1	0-3	3-0	3-3	68-17-1	48-38	116-55-1
vs. NFC	2-1	1-2	3-3	5-1	3-3	8-4	3-3	4-2	7-5	119-33-1	79-74	198-107-1
vs. AFC	1-0	0-0	1-0	1-1	1-1	2-2	2-0	1-1	3-1	36-15	24-26	60-41
When scoring first	1-1	0-0	1-1	6-0	4-1	10-1	5-2	3-0	8-2	111-20-1	63-36	174-56-1
When Opponent scored first	2-0	1-2	3-2	0-2	0-3	0-5	0-1	2-3	2-4	43-28	40-64	83-92
In overtime	1-0	0-0	1-0	0-0	0-0	0-0	0-0	0-0	0-0	6-3-1	1-5	7-8-1
When leading after first quarter	1-1	0-0	1-1	5-0	1-1	6-1	5-2	3-1	8-3	95-15-1	54-24	149-39-1
When leading at halftime	1-1	0-0	1-1	6-0	2-1	8-1	5-0	3-0	8-0	122-10	79-27	201-37
When leading after third quarter	2-0	0-0	2-0	5-0	4-0	9-0	4-0	4-0	8-0	128-5	92-22	220-27
When trailing after first quarter	0-0	1-0	1-0	0-2	0-3	0-5	0-0	1-2	1-2	26-24	19-47	45-71
When trailing at halftime	2-0	1-2	2-2	0-2	1-3	1-5	0-2	2-3	2-5	24-32-1	20-63	44-95-1
When trailing after third quarter	1-1	1-2	2-3	0-2	0-4	0-6	1-3	1-3	2-6	17-40-1	8-77	25-117-1
When tied at halftime	0-0	0-0	0-0	0-0	1-0	1-0	0-1	0-0	0-1	9-6	4-9	13-15
On Thursday	1-0	0-0	1-0	1-0	0-0	1-0	0-1	1-0	1-1	6-1	5-7	11-8
On Friday	0-0	0-0	0-0	0-0	0-0	0-0	0-0	0-0	0-0	0-0	1-0	1-0
On Saturday	0-0	0-0	0-0	1-0	0-0	1-0	0-0	0-0	0-0	2-0	2-0	4-0
On Sunday/Early Games	0-1	0-1	0-2	2-0	2-1	4-1	1-1	1-1	2-2	92-26-1	47-48	139-74-1
On Sunday/Late Afternoon Games	2-0	1-0	3-0	1-2	0-1	1-3	2-0	3-1	5-1	30-13	24-22	54-35
On Sunday/Night Games	0-0	0-1	0-1	1-0	1-2	2-2	1-1	0-1	1-2	13-3	11-8	24-11
On Monday	0-0	0-0	0-0	0-0	1-0	1-0	1-0	0-0	1-0	12-6	12-13	24-19
When Packers had 100-yard rusher	0-1	1-0	1-1	1-0	1-0	2-0	2-1	1-0	3-1	39-11-1	31-9	70-20-1
When Packers had 100-yard receiver	1-0	0-0	1-0	6-0	2-2	8-2	2-1	2-0	4-1	76-16	45-34	121-50
When Packers had 300-yard passer	2-0	0-1	2-1	2-0	2-2	4-2	1-1	0-1	1-2	40-13	33-23	73-36
When Opponent had 100-yard rusher	0-1	1-0	1-1	0-1	0-2	0-3	2-0	1-1	3-1	25-22-1	21-30	46-52-1
When Opponent had 100-yard receiver	1-1	0-1	1-2	2-0	1-3	3-3	2-0	2-2	4-2	49-17	29-38	78-55
When Opponent had 300-yard passer	0-1	0-0	0-1	2-0	3-1	5-1	1-0	0-1	1-1	25-8	18-20	43-28

TRANSACTIONS BY DATE

1/24	Signed C Jacob Flores, LB Reggie Gilbert, WR Antwan Goodley, LB Derrick Mathews, G Lucas Patrick, DT Brian Price, TE Beau Sandland and S Jermaine Whitehead	5/8	Signed LB Josh Letuligasenoa, CB Raysean Pringle, RB William Stanback, LB David Talley and S Aaron Taylor; Released WR Antwan Goodley and LS Taybor Pepper	9/3	Signed LB Ahmad Brooks; Claimed LB Chris Odom off waivers from the Atlanta Falcons; Placed G/T Don Barclay on injured reserve; Traded LB Jayrone Elliott to the Dallas Cowboys;	10/30	Signed FB Joe Kerridge to the practice squad; Released G Darrell Greene from the practice squad.
1/27	Signed LS Taybor Pepper	5/11	Signed CB Kevin King	9/3	Signed G Kofi Amichia, CB Donatello Brown, QB Joe Callahan, WR Michael Clark, LB Reggie Gilbert, DT Izaah Lunsford, LB Derrick Mathews, G/T Adam Pankey, S Jermaine Whitehead and WR DeAngelo Yancey to the practice squad		
2/7	Released RB James Starks	5/19	Signed S Josh Jones				
2/8	Released CB Sam Shields	8/5	Signed TE Emanuel Byrd				
3/8	Re-signed P Jacob Schum	8/5	Placed CB Herb Waters on injured reserve				
3/9	Re-signed LB Nick Perry						
3/10	Re-signed T/G Don Barclay; Signed TE Martellus Bennett	8/8	Released DT Letroy Guion				
3/11	Signed TE Lance Kendricks	8/12	Signed LS Brett Goode				
3/14	Re-signed LB Jayrone Elliott	8/13	Placed TE Beau Sandland on injured reserve	9/5	Signed DT Quinton Dial; Released DT Christian Ringo.		
3/15	Re-signed RB Joe Kerridge and LB Jordan Tripp; Signed CB Davon House		Claimed DE Shaneil Jenkins off waivers from the Seattle Seahawks.	9/12	Released CB LaDarius Gunter; Activated WR Geronimo Allison from exempt status.		
3/20	Re-signed LB Joe Thomas	8/15	Released DE Shaneil Jenkins				
3/23	Re-signed RB Christine Michael	8/28	Released LS Derek Hart, WR Colby Pearson and RB William Stanback	9/13	Signed G/T Adam Pankey to the active roster from the practice squad; Released DT Ricky Jean Francois; Signed G Darrell Greene to the practice squad.		
3/24	Signed DT Ricky Jean Francois						
3/29	Signed G Justin McCray	9/2	Released G Kofi Amichia, CB Donatello Brown, TE Emanuel Byrd, QB Joe Callahan, LB Johnathan Calvin, WR Michael Clark, WR Montay Crockett, WR Malachi Dupre, G Thomas Evans, LB Reggie Gilbert, G Geoff Gray, LB Cody Heiman, DT Calvin Hertelou, QB Taysom Hill, CB Daquan Holmes, T Robert Leff, LB Josh Letuligasenoa, DT Izaah Lunsford, LB Derrick Mathews, WR Max McCaffrey, G/T Adam Pankey, TE Aaron Peck, RB Kalif Phillips, DT Brian Price, CB Raysean Pringle, S Aaron Taylor, LB Jordan Tripp, S Jermaine Whitehead and WR DeAngelo Yancey; Placed LB Vince Biegel and CB Demetri Goodson on reserve/physically unable to perform; placed FB Joe Kerridge and LB David Talley on injured reserve; Placed WR Geronimo Allison on the reserve/suspended list				
3/31	Signed LS Derek Hart						
4/5	Re-signed RB Don Jackson			9/21	Signed DT Ricky Jean Francois; Placed T Jason Spriggs on injured reserve.		
4/11	Released CB Makinton Dorleant			9/25	Signed LS Taybor Pepper; Placed LS Brett Goode on injured reserve.		
4/13	Re-signed DT Christian Ringo			9/26	Signed T Ulrick John from Arizona's practice squad; Placed T Kyle Murphy on injured reserve.		
4/14	Re-signed WR Geronimo Allison						
4/26	Signed G Jahri Evans						
5/1	Released RB Don Jackson and RB Christine Michael			10/16	Signed QB Joe Callahan to the active roster; Placed CB Quentin Rollins on injured reserve.		
5/5	Signed G Kofi Amichia, WR Malachi Dupre, RB Aaron Jones, RB Devante Mays and WR DeAngelo Yancey			10/20	Placed QB Aaron Rodgers on injured reserve.		
5/5	Signed CB Donatello Brown, LB Johnathan Calvin, WR Michael Clark, WR Montay Crockett, G Thomas Evans, G Geoff Gray, LB Cody Heiman, QB Taysom Hill, DT Izaah Lunsford, G/T Adam Pankey, TE Aaron Peck, RB Kalif Phillips, CB Lenzy Pipkins, CB David Rivers and P Justin Vogel			10/21	Signed S Jermaine Whitehead to the active roster from the practice squad.		
				10/24	Signed WR Max McCaffrey to the practice squad; Released G/T Don Barclay from injured reserve.		

TRANSACTIONS BY PLAYER

Allison, Geronimo - WR	4/14/17 Re-signed	Goode, Brett - LS	8/12/17 Signed	Lunsford, Izaah - DT	5/5/17 Signed	Rodgers, Aaron - QB	10/20/17 Placed on injured reserve
	9/2/17 Placed on reserve/suspended list		9/21/17 Placed on injured reserve		9/2/17 Released	Rollins, Quinten - CB	10/16/17 Placed on injured reserve
	9/12/17 Activated from exempt status	Goodley, Antwan - WR	1/24/17 Signed	Mathews, Derrick - LB	1/24/17 Signed	Sandland, Beau - TE	1/24/17 Re-signed
Amichia, Kofi - G	5/5/17 Signed		5/8/17 Released		9/2/17 Released		8/13/17 Placed on injured reserve
	9/2/17 Released	Guion, Letroy - DT	8/8/17 Released		9/3/17 Signed to practice squad	Schum, Jacob - P	3/8/17 Re-signed
	9/3/17 Signed to practice squad	Gunter, LaDarius - CB	9/12/17 Released	Mays, Devante - RB	5/5/17 Signed		2/8/17 Released
Barclay, Don - T/G	3/10/17 Re-signed	Gray, Geoff - G	5/5/17 Signed	McCray, Justin - G	3/29/17 Signed	Spriggs, Jason - T	9/21/17 Placed on injured reserve
	9/3/17 Placed on injured reserve		9/2/17 Released	McCaffrey, Max - WR	9/2/17 Released	Stanback, William - RB	5/8/17 Signed
	10/24/17 Released from injured reserve	Greene, Darrell - G	9/13/17 Signed to practice squad		10/24/17 Signed to practice squad		8/28/17 Released
Bennett, Martellus - TE	3/10/17 Signed	Hart, Derek - LS	3/31/17 Signed	Michael, Christine - RB	3/23/17 Re-signed	Starks, James - RB	2/7/17 Released
	3/10/17 Signed		8/28/17 Released	Murphy, Kyle - T	5/1/17 Released	Talley, David - LB	5/8/17 Signed
Brown, Donatello - CB	5/5/17 Signed	Heiman, Cody - LB	5/5/17 Signed		9/2/17 Placed on injured reserve		9/2/17 Placed on injured reserve
	9/2/17 Released		9/2/17 Released	Pankey, Adam - G/T	5/5/17 Signed	Taylor, Aaron - S	5/8/17 Signed
	9/3/17 Signed to practice squad	Hill, Taysom - QB	5/5/17 Signed		9/2/17 Released		9/2/17 Released
Byrd, Emanuel - TE	8/5/17 Signed		9/2/17 Released	Patrick, Lucas - G	1/24/17 Signed	Thomas, Joe - LB	3/20/17 Re-signed
	9/2/17 Released	House, Davon - CB	3/15/17 Signed		9/2/17 Signed	Tripp, Jordan - LB	3/15/17 Re-signed
Callahan, Joe - QB	9/3/17 Signed to practice squad	Jackson, Don - RB	4/5/17 Re-signed	Pearson, Colby - WR	8/28/17 Released		9/2/17 Released
	10/16/17 Signed to active roster		5/1/17 Released	Peck, Aaron - TE	5/5/17 Signed	Vogel, Justin - P	5/5/17 Signed
Calvin, Johnathan - LB	5/5/17 Signed	Jean Francois, Ricky - DT	3/24/17 Signed		9/2/17 Released	Waters, Herb - CB	8/5/17 Placed on injured reserve
	9/2/17 Released		9/13/17 Released	Pepper, Taybor - LS	1/27/17 Signed	Whitehead, Jermaine - S	1/24/17 Signed
Clark, Michael - WR	5/5/17 Signed	Jenkins, Shaneil - DE	8/13/17 Claimed off waivers from SEA		5/8/17 Released		9/2/17 Released
	9/2/17 Released		5/5/17 Released	Perry, Nick - LB	9/21/17 Signed		9/3/17 Signed to practice squad
	9/3/17 Signed to practice squad	John, Ulrick - T	9/26/17 Signed from Arizona's practice squad		3/9/17 Re-signed		10/21/17 Signed to active roster
Crockett, Montay - WR	5/5/17 Signed	Jones, Aaron - RB	5/5/17 Signed	Phillips, Kalif - RB	5/5/17 Signed	Yancey, DeAngelo - WR	5/5/17 Signed
	9/2/17 Released		5/5/17 Signed		9/2/17 Released		9/2/17 Released
Dorleant, Makinton - CB	4/11/17 Released	Jones, Josh - S	5/19/17 Signed	Pipkins, Lenzy - CB	5/5/17 Signed		9/3/17 Signed to practice squad
				Price, Brian - DT	1/24/17 Signed		
Dial, Quinton - DT	9/5/17 Signed	Kendricks, Lance - TE	3/11/17 Signed		9/2/17 Released		
	9/5/17 Signed	Kerridge, Joe - FB	3/15/17 Re-signed	Pringle, Raysean - CB	5/8/17 Signed		
	9/2/17 Released		9/2/17 Placed on injured reserve	Ringo, Christian - DT	4/13/17 Re-signed		
Elliott, Jayrone - LB	3/14/17 Re-signed	King, Kevin - CB	10/30/17 Signed to practice squad		9/5/17 Released		
	9/3/17 Traded to DAL	Letuligasenoa, Josh - LB	5/11/17 Signed	Rivers, David - CB	5/5/17 Signed		
Evans, Jahri - G	4/26/17 Signed		5/8/17 Signed				
	4/26/17 Signed		9/2/17 Released				
Evans, Thomas - G	5/5/17 Signed						
	5/5/17 Signed						
Flores, Jacob - C	1/24/17 Signed						
	1/24/17 Signed						
Gilbert, Reggie - LB	1/24/17 Signed						
	9/2/17 Released						
	9/3/17 Signed to practice squad						

THE LAST TIME

Regular-Season Games Only

RUSHING

200 Yards Rushing, Individual

BY PACKERS — Ahman Green, Dec. 28, 2003, vs. Denver (218 yards)
BY OPPONENT — Adrian Peterson, Dec. 2, 2012, vs. Minnesota (210 yards)

100 Yards Rushing, Individual

BY PACKERS — Aaron Jones, Oct. 22, 2017, vs. New Orleans (131 yards)
BY OPPONENT — Mark Ingram, Oct. 22, 2017, vs. New Orleans (105 yards)

100 Yards Rushing, Individual, One Half

BY PACKERS — Ty Montgomery, Dec. 18, 2016, at Chicago (123 yards in first half)
BY OPPONENT — Robert Kelley, Nov. 20, 2016, at Washington (102 yards in second half)

100 Yards Rushing and Receiving, Individual

BY PACKERS — Never
BY OPPONENT — Darrin Nelson, Nov. 13, 1983, at Minnesota (119 yards rushing, 137 receiving)

Two 100-Yard Rushers

BY PACKERS — Ryan Grant (106 yards) and DeShawn Wynn (106 yards), Dec. 28, 2008, vs. Detroit
BY OPPONENT — Tony Dorsett (149 yards) and Robert Newhouse (101 yards), Nov. 12, 1978, vs. Dallas at Milw.

Two 100-Yard Rushers and Two 100-Yard Receivers

BY PACKERS — Ryan Grant (106 yards) and DeShawn Wynn (106), Dec. 28, 2008, vs. Detroit, Donald Driver (111 yards) and Greg Jennings (101 yards), Dec. 28, 2008, vs. Detroit*
BY OPPONENT — Never
*First time in NFL history

Four Touchdowns Rushing, Individual

BY PACKERS — Dorsey Levens, Jan. 2, 2000, vs. Arizona (8, 1, 5, 1 yards)
BY OPPONENT — DeAngelo Williams, Nov. 30, 2008, vs. Carolina (1, 1, 1, 1 yards)

Three Touchdowns Rushing, Individual

BY PACKERS — Ahman Green, Oct. 20, 2002, vs. Washington (24, 2, 8 yards)
BY OPPONENT — Robert Kelley, Nov. 20, 2016, at Washington (10, 1, 4 yards)

Two Touchdowns Rushing, Individual

BY PACKERS — Ty Montgomery, Dec. 18, 2016, at Chicago (4, 3 yards)
BY OPPONENT — Devonta Freeman, Sept. 17, 2017, at Atlanta (1, 2 yards)

PASSING

400 Yards Passing, Individual

BY PACKERS — Aaron Rodgers, Oct. 26, 2014, at New Orleans (418 yards)
BY OPPONENT — Philip Rivers, Oct. 18, 2015, vs. San Diego (503 yards)

300 Yards Passing, Individual

BY PACKERS — Aaron Rodgers, Sept. 24, 2017, vs. Cincinnati (313 yards)
BY OPPONENT — Drew Brees, Oct. 22, 2017, vs. New Orleans (331 yards)

Six Touchdown Passes, Individual

BY PACKERS — Aaron Rodgers, Nov. 9, 2014, vs. Chicago (1, 4, 73, 40, 56, 18 yards)
BY OPPONENT — Tommy Kramer, Sept. 28, 1986, at Minnesota (23, 13, 36, 2, 17, 7 yards)

Five Touchdown Passes, Individual

BY PACKERS — Aaron Rodgers, Sept. 28, 2015, vs. Kansas City (8, 3, 27, 4, 4, 4 yards)
BY OPPONENT — Matthew Stafford, Jan. 1, 2012, vs. Detroit (8, 13, 2, 5, 12 yards)

Four Touchdown Passes, Individual

BY PACKERS — Aaron Rodgers, Sept. 28, 2017, vs. Chicago (5, 2, 4, 8 yards)
BY OPPONENT — Marcus Mariota, Nov. 13, 2016, at Tennessee (9, 32, 6, 33 yards)

Three Touchdown Passes, Individual

BY PACKERS — Aaron Rodgers, Oct. 8, 2017, at Dallas (10, 10, 12 yards)
BY OPPONENT — Dak Prescott, Oct. 8, 2017, at Dallas (2, 5, 10 yards)

Six Interceptions Thrown, Individual

BY PACKERS — Tom O'Malley, Sept. 17, 1950, vs. Detroit
BY OPPONENT — Don Horn, Sept. 26, 1971, vs. Denver at Milw.

Five Interceptions Thrown, Individual

BY PACKERS — Brett Favre, Oct. 30, 2005, at Cincinnati
BY OPPONENT — Russell Wilson, Dec. 11, 2016, vs. Seattle

Four Interceptions Thrown, Individual

BY PACKERS — Brett Favre, Dec. 25, 2005, vs. Chicago
BY OPPONENT — Russell Wilson, Dec. 11, 2016, vs. Seattle

RECEIVING

10 or More Receptions, Individual

BY PACKERS — Jordy Nelson, Nov. 13, 2016, at Tennessee (12 receptions)
BY OPPONENT — A.J. Green, Sept. 24, 2017, vs. Cincinnati (10 receptions)

200 Yards Receiving, Individual

BY PACKERS — Jordy Nelson, Sept. 14, 2014, vs. N.Y. Jets (209 yards)
BY OPPONENT — Adam Thielen, Dec. 24, 2016, vs. Minnesota (202 yards)

100 Yards Receiving, Individual

BY PACKERS — Geronimo Allison, Sept. 24, 2017, vs. Cincinnati (122 yards)
BY OPPONENT — Ted Ginn Jr., Oct. 22, 2017, vs. New Orleans (141 yards)

100 Yards Receiving, One Half, Individual

BY PACKERS — Geronimo Allison, Sept. 24, 2017, vs. Cincinnati (112 yards in second half and OT)
BY OPPONENT — Adam Thielen, Dec. 24, 2016, vs. Minnesota (142 yards in first half)

Two 100-Yard Receivers

BY PACKERS — Davante Adams (156 yards) and Jordy Nelson (126 yards), Nov. 13, 2016, at Tennessee
BY OPPONENT — Deonte Thompson (110 yards) and Cameron Meredith (104 yards), Dec. 18, 2016, at Chicago

Four Touchdown Receptions, Individual

BY PACKERS — Sterling Sharpe, Nov. 24, 1994, at Dallas (1, 36, 30, 5 yards)
BY OPPONENT — Never

Three Touchdown Receptions, Individual

BY PACKERS — Randall Cobb, Sept. 28, 2015, vs. Kansas City (3, 4, 4 yards)
BY OPPONENT — Vincent Jackson, Nov. 6, 2011, at San Diego (23, 5, 29 yards)

Two Touchdown Receptions, Individual

BY PACKERS — Davante Adams, Oct. 8, 2017, at Dallas (10, 12 yards)
BY OPPONENT — Cole Beasley, Oct. 8, 2017, at Dallas (2, 5 yards)

INTERCEPTIONS

Four Interceptions, Individual

BY PACKERS — Willie Buchanon, Sept. 24, 1978, at San Diego
BY OPPONENT — Never

Three Interceptions, Individual

BY PACKERS — Tom Flynn, Oct. 28, 1984, vs. Detroit
BY OPPONENT — Vencie Glenn, Dec. 27, 1992, at Minnesota

Two Interceptions, Individual

BY PACKERS — Ha Ha Clinton-Dix, Dec. 18, 2016, at Chicago
BY OPPONENT — Janoris Jenkins, Oct. 9, 2016, vs. N.Y. Giants

Interception Returned for Touchdown

BY PACKERS — Damarious Randall, Oct. 8, 2017, at Dallas (21 yards)
BY OPPONENT — William Jackson, Sept. 24, 2017, vs. Cincinnati (75 yards)

TOUCHDOWNS

Five Touchdowns, Individual

BY PACKERS — Paul Hornung, Dec. 12, 1965, at Baltimore (2-, 9-, 3-yard runs; 50-, 65-yard receptions)
BY OPPONENT — Never

Four Touchdowns, Individual

BY PACKERS — Dorsey Levens, Jan. 2, 2000, vs. Arizona (8-, 1-, 5-, 1-yard runs)
BY OPPONENT — DeAngelo Williams, Nov. 30, 2008, vs. Carolina (1-, 1-, 1-, 1-yard runs)

Three Touchdowns, Individual

BY PACKERS — Randall Cobb, Sept. 28, 2015, vs. Kansas City (3-, 4-, 4-yard receptions)
BY OPPONENT — Robert Kelley, Nov. 20, 2016, at Washington (10-, 1-, 4-yard runs)

THE LAST TIME

FIELD GOALS/PATS

Five Field Goals Made, Individual

BY PACKERS — Mason Crosby, Nov. 22, 2015, at Minnesota (42, 47, 40, 42, 52 yards)

BY OPPONENT — Dan Bailey, Dec. 15, 2013, at Dallas (47, 23, 43, 50, 50 yards)

Four Field Goals Made, Individual

BY PACKERS — Mason Crosby, Nov. 22, 2015, at Minnesota (42, 47, 40, 42, 52 yards)

BY OPPONENT — Dan Carpenter, Dec. 14, 2014, at Buffalo (27, 51, 35, 48 yards)

60-Yard Field Goal

BY PACKERS — Never

BY OPPONENT — David Akers, Sept. 9, 2012, vs. San Francisco (63 yards)

50-Yard Field Goal

BY PACKERS — Mason Crosby, Jan. 1, 2017, at Detroit (53 yards)

BY OPPONENT — Kai Forbath, Oct. 15, 2017, at Minnesota (53 yards)

Blocked Field-Goal Attempt

BY PACKERS — Datone Jones, Oct. 11, 2015, vs. St. Louis (50-yard Greg Zuerlein attempt)

BY OPPONENT — Akiem Hicks, Oct. 20, 2016, vs. Chicago (31-yard Mason Crosby attempt)

Two-Point Conversion

BY PACKERS — Aaron Rodgers, Oct. 30, 2016, at Atlanta

BY OPPONENT — Travis Kelce, Sept. 28, 2015, vs. Kansas City (pass from Alex Smith)

Point After Touchdown Missed

BY PACKERS — Mason Crosby, Oct. 8, 2017, at Dallas (second attempt, wide left)

BY OPPONENT — Wil Lutz, Oct. 22, 2017, vs. New Orleans (second attempt, blocked)

Blocked Point After Touchdown

BY PACKERS — Kenny Clark, Oct. 22, 2017, vs. New Orleans, (Wil Lutz, second attempt)

BY OPPONENT — Ra'Shede Hageman, Dec. 8, 2014, vs. Atlanta (Mason Crosby, fifth attempt)

PUNTING

70-Yard Punt

BY PACKERS — Tim Masthay, Dec. 18, 2011, at Kansas City (71 yards)

BY OPPONENT — Jon Ryan, Sept. 24, 2012, at Seattle (73 yards)

60-Yard Punt

BY PACKERS — Justin Vogel, Oct. 22, 2017, vs. New Orleans (60 yards)

BY OPPONENT — Pat McAfee, Nov. 6, 2016, vs. Indianapolis (67 yards)

Blocked Punt

BY PACKERS — Jamari Lattimore, Nov. 4, 2013, vs. Chicago (Adam Podlesh, punter)

BY OPPONENT — Bryan Braman, Nov. 16, 2014, vs. Philadelphia (Tim Masthay, punter)

10 Punts, Individual

BY PACKERS — Jon Ryan, Nov. 19, 2006, vs. New England (10 punts; 459 yards)

BY OPPONENT — Chris Kluwe, Dec. 21, 2006, vs. Minnesota (10 punts; 434 yards)

No Punts

BY PACKERS — Oct. 26, 2014, at New Orleans

BY OPPONENT — Oct. 26, 2014, at New Orleans

OTHER SPECIAL TEAMS

Kickoff Returned for Touchdown

BY PACKERS — Randall Cobb, Sept. 8, 2011, vs. New Orleans (108 yards)

BY OPPONENT — Jordan Todman, Nov. 6, 2016, vs. Indianapolis (99 yards)

Punt Returned for Touchdown

BY PACKERS — Micah Hyde, Dec. 28, 2014, vs. Detroit (55 yards)

BY OPPONENT — Marcus Thigpen, Dec. 14, 2014, at Buffalo (75 yards)

Blocked (Opponent) Field Goal Returned for Touchdown

BY PACKERS — Willie Buchanon, Dec. 17, 1972, at New Orleans (57 yards)

BY OPPONENT — Shawn Springs, Nov. 1, 1999, vs. Seattle (61 yards)

Blocked Punt Returned for Touchdown

BY PACKERS — Dezman Moses, Oct. 28, 2012, vs. Jacksonville (0 yards; Bryan Anger, punter)

BY OPPONENT — DeVier Posey, Oct. 14, 2012, at Houston (0 yards; Tim Masthay, punter)

Recovered Own Onside Kick Attempt

BY PACKERS — Damarius Randall, Nov. 15, 2015, vs. Detroit (Mason Crosby, kicker)

BY OPPONENT — Jayron Kearsse, Dec. 24, 2016, vs. Minnesota (Kai Forbath, kicker)

OTHER DEFENSE

Shutout Posted

BY PACKERS — Oct. 31, 2010, at N.Y. Jets (9-0)

BY OPPONENT — Nov. 19, 2006, vs. New England (35-0)

Fumble Returned for Touchdown

BY PACKERS — Casey Hayward, Nov. 16, 2014, vs. Philadelphia (49 yards)

BY OPPONENT — Desmond Trufant, Sept. 17, 2017, at Atlanta (15 yards)

Safety Scored

BY PACKERS — Team, Dec. 28, 2014, vs. Detroit (Matthew Stafford penalized for intentional grounding in end zone)

BY OPPONENT — Malik Jackson, Nov. 1, 2015, at Denver (Richard Rodgers tackled in end zone)

Five Sacks, Individual

BY PACKERS — Vonnie Holliday, Dec. 22, 2002, vs. Buffalo

BY OPPONENT — Antwan Odom, Sept. 20, 2009, vs. Cincinnati

Four Sacks, Individual

BY PACKERS — Kabeeer Gbaja-Biamila, Jan. 2, 2005, at Chicago

BY OPPONENT — Chris Clemons, Sept. 24, 2012, at Seattle

Three Sacks, Individual

BY PACKERS — A.J. Hawk, Oct. 13, 2013, at Baltimore

BY OPPONENT — Dwight Freeney, Dec. 27, 2015, at Arizona

MISCELLANEOUS

No Penalties

BY PACKERS — Nov. 4, 2013, vs. Chicago

BY OPPONENT — Dec. 14, 1997, at Carolina

Game Without Touchdown

BY PACKERS — Dec. 12, 2010, at Detroit

BY OPPONENT — Sept. 10, 2017, vs. Seattle

50 Points, Game

BY PACKERS — 53, Nov. 16, 2014, vs. Philadelphia

BY OPPONENT — 51, Nov. 24, 2008, at New Orleans

40 Points, Game

BY PACKERS — 43, Dec. 8, 2014, vs. Atlanta

BY OPPONENT — 42, Nov. 20, 2016, at Washington

500 Yards Total Offense

BY PACKERS — 502, Dec. 8, 2014, vs. Atlanta

BY OPPONENT — 515, Nov. 20, 2016, at Washington

Tie Game

Green Bay 26, Minnesota 26, Nov. 24, 2013



ATLANTA 34, GREEN BAY 23

Mercedes-Benz Stadium, Sunday, Sept. 17, 2017. Attendance: 70,826. Time: 3:10. Weather: Clear **GAME 2**

ATLANTA (AP) — Matt Ryan and the Atlanta Falcons picked up where they left off against the Green Bay Packers, building a big halftime lead on the way to a 34-23 victory Sunday night. The rematch of last season's NFC Championship game was essentially a repeat. Ryan threw for 252 yards and a touchdown, Devonta Freeman had a couple of scoring runs, and Desmond Trufant darted to the end zone off an attempted pass by Packers quarterback Aaron Rodgers that was ruled a fumble.

Back in January at the Georgia Dome, Atlanta earned a trip to the Super Bowl by racing to a 31-0 edge early in the third quarter on the way to a 41-21 blowout of the Packers.

In the first regular-season NFL game at \$1.5 billion Mercedes-Benz Stadium — and the first sporting event in which the facility's camera lens-like roof was open — the Falcons put on quite a show to mark the occasion.

They were ahead 24-7 at halftime and 31-7, less than a minute into the third quarter. Ryan threw for 201 yards in the first half, getting Julio Jones involved in the offense. Freeman rushed for 84 yards, and Devin Coleman chipped in with 42 on the ground plus a touchdown catch. Trufant not only scored a defensive touchdown, he came up with a crucial interception near the end of the first half.

On the opening possession, Ryan guided a nine-play, 86-yard drive that was reminiscent of the league's highest-scoring team a year ago. Jones hauled in two passes for 53 yards and the Falcons didn't get to third down until they were at the Green Bay 1. Freeman powered in from three to make it 7-0.

The Packers (1-1) responded with a 75-yard drive of their own, capped by Ty Montgomery's 1-yard TD run. But it was downhill from there for Rodgers and his offense, which was missing both of its starting tackles and lost receiver Jordy Nelson early on with a quadriceps injury. The Packers lost several more players during the game.

Atlanta led 17-7 after Freeman's second TD run from 2 yards out and Matt Ryan's 51-yard field goal. Then, the game totally got away from Rodgers and the Packers near the end of the first half — one a disputed offensive pass interference that wiped out a 36-yard gain — pushed Green Bay back to its own 3 before Rodgers lofted a pass down the right sideline that was picked off easily by Trufant at the 36.

Ryan hit Mohamed Sanu with a 21-yard pass, setting up a 3-3-6 scoring pass to Coleman with 24 seconds remaining.

On the second play of the second half, Rodgers was hit by 2016 sack leader Vic Beasley Jr. attempting to throw, the ball wobbling out of his hand for what appeared an incomplete pass. But Trufant wisely scooped it up and scooted into the end zone for what was ruled a 15-yard touchdown. The Packers finally snatched a bit of life with a couple of fourth-quarter touchdowns, including Rodgers' 300th career scoring pass.

OFFICIALS — Referee: Walt Anderson (66); Umpire: Carl Paganeli (124); Down Judge: Jerod Phillips (6); Line Judge: Byron Boston (18); Field Judge: John Jenkins (117); Side Judge: Laird Hayes (124); Back Judge: Gregory Wilson (119); Replay Official: Billy Smith

STARTING LINEUPS

Green Bay Packers

Offense	Defense
WR 87 K.Nelson	NT 97 K.Dark
WR 68 K.Murphy	DT 76 M.Daniels
LG 65 L.Taylor	LOLB 52 C.Mattews
C 63 C.Linsley	ILB 40 M.Burnett
RG 73 J.Evans	ILB 50 B.Mattreuz
RT 64 J.McGraw	ROLB 53 N.Perry
TE 80 M.Bennett	LCB 31 D.House
WR 18 R.Cobb	RCB 23 D.Handall
WR 17 D.Adams	CB 24 O.Hollins
CB 12 A.Rodgers	SS 29 K.Brice
RB 88 T.Montgomery	FS 21 H.Chilton-Dix

FIELD GOALS (Made & Missed)

Player	Made	Missed
Green Bay Packers	1	2
Atlanta Falcons	7	7

GREEN BAY SUBSTITUTIONS

J.Jones, CB 28 J.Hawkins, RB 30 J.Williams, RB 33 A.Jones, LB 47 J.Thomas, LB 51 K.Fackrell, LS 61 B.Goode, G 62 J.Patrick, WR 81 G.Allison, TE 82 R.Rodgers, WR 83 J.James, TE 84 K.Kendricks, DT 91 O.Dial, DE 94 D.Lowry, DD NOT PLAY — CB 7 B.Hindley, G 77 A.Pankey, LB 98 C.Odom, INACTIVES — RB 32 D.Mays, CB 41 L.Pipkins, LB 55 A.Brooks, LB 59 D.Barkhart, T 75 B.Buruga, T 78 J.Spriggs, DT 90 M.Adams.
--

GREEN BAY DEFENSIVE STATISTICS (official)

Player	Int	FF	PD
H.Chilton-Dix	5	1	0
B.Mattreuz	5	0	2
C.Mattews	5	0	3
J.Ryan	5	0	0
K.Brice	4	0	0
M.Burnett	4	0	0
N.Perry	3	1	0
O.Dial	3	0	1
D.House	3	0	0

RUSHING	Green Bay Packers				Atlanta Falcons			
	ATT	YDS	AVG	LG	ATT	YDS	AVG	LG
T.Montgomery	10	35	3.5	7	19	84	4.4	17
R.Cobb	1	10	10.0	10	6	42	7.0	35
A.Jones	2	8	4.0	4	1	7	7.0	9
J.Williams	2	6	3.0	6	1	8	8.0	8
Total	15	59	3.9	10	27	141	5.2	35

PASSING	Green Bay Packers				Atlanta Falcons			
	ATT	CMP	YDS	SKYD	TD	LG	INT	RT
A.Rodgers	50	33	343	3:55	2	33	1	90.7
Total	50	33	343	3:55	2	33	1	90.7

PASS RECEIVING	Green Bay Packers				Atlanta Falcons			
	NO	YDS	AVG	LG	NO	YDS	AVG	LG
D.Adams	8	99	12.4	33†	5	108	21.6	34
T.Montgomery	6	75	12.5	23	5	17.0	8.0	24
R.Cobb	6	60	10.0	18	5	16	3.2	10
M.Bennett	5	47	9.4	18	2	14	7.0	12
G.Allison	3	24	8.0	13	2	7	3.5	4
R.Rodgers	2	22	11.0	14	2	1	0.5	4
R.Davis	1	9	9.0	9	1	3	3.0	19
J.Williams	1	5	5.0	5	1	3	3.0	1
A.Ripkowski	1	2	2.0	2	1	19.0	19.0	1
Total	33	343	10.4	33	33	343	10.4	33

INTERCEPTIONS	Green Bay Packers				Atlanta Falcons			
	NO	YDS	AVG	LG	NO	YDS	AVG	LG
Total	0	0	0.0	0	1	0	0.0	0

PUNTING	Green Bay Packers				Atlanta Falcons			
	NO	YDS	AVG	NET	NO	YDS	AVG	NET
J.Vogel	3	119	39.7	39.7	4	165	41.3	41.3
Total	3	119	39.7	39.7	4	165	41.3	41.3

PUNT RETURNS	Green Bay Packers				Atlanta Falcons			
	NO	YDS	AVG	FC	NO	YDS	AVG	FC
T.Davis	0	0	0.0	0	1	0	0.0	0
J.Vogel	1	0	0.0	0	1	0	0.0	0
Returns	0	0	0.0	0	2	0	0.0	0

KICK RETURNS	Green Bay Packers				Atlanta Falcons			
	NO	YDS	AVG	FC	NO	YDS	AVG	FC
(f back)	7	0	0.0	0	2	31	15.5	0
A.Rodgers	0	0	0.0	0	2	0	0.0	0
Returns	0	0	0.0	0	31	15.5	0	0

FUMBLES	Green Bay Packers				Atlanta Falcons			
	Fum	Lost	Rec	Yds	TD	FF	Rec	Yds
A.Rodgers	1	1	0	0	0	0	0	0
Total	1	1	0	0	0	0	0	0

TOTAL FIRST DOWNS	Green Bay Packers				Atlanta Falcons			
	By Rushing	By Passing	By Penalty	Total	By Rushing	By Passing	By Penalty	Total
Total	4	18	2	24	7	12	2	21
THIRD-DOWN EFFICIENCY	5-12-42%	3-3-100%	0-0-0%	8-14-43%	4-15-47%	0-0-0%	0-0-0%	8-30-40%
THIRD-DOWN EFFICIENCY	5-12-42%	3-3-100%	0-0-0%	8-14-43%	4-15-47%	0-0-0%	0-0-0%	8-30-40%

TOTAL NET YARDS	Green Bay Packers				Atlanta Falcons			
	By Rushing	By Passing	By Penalty	Total	By Rushing	By Passing	By Penalty	Total
Total	15	27	2	44	19	39	2	60
NET YARDS PASSING	343	1-2	308	3-29	323	0-1	3-29	3-29
NET YARDS RUSHING	15	3-4	15	252	19	1-1	19	28-19-0
NET YARDS RUSHING	15	3-4	15	252	19	1-1	19	28-19-0
PASS ATT-COMP	33-50	3-3	5-8	7-7	28-44	3-3	5-8	7-7
KICKOFFS Number-in EZ-Touchbacks	5-4	5-4	3-9	4-4	5-4	5-4	3-9	4-4
PUNTS Number and Average	3-39.7	0	0	3	4-41.3	0	0	4
Had Blocked	0	0	0	0	0	0	0	0

FGS - PATS had blocked	Green Bay Packers		Atlanta Falcons	
	Had Blocked	Attempts	Had Blocked	Attempts
Total	0	0	0	0



GREEN BAY 27, CINCINNATI 24 (OT)

Lambeau Field, Sunday, Sept. 24, 2017. Attendance: 78,323. Time: 3:18. Weather: 89° F, Humidity: 44 percent, Wind: S 8 mph

GAME 3

GREEN BAY, Wis. (AP) — Aaron Rodgers burned another defense deep with a free play. The Cincinnati Bengals found their offense and a new way to lose.

Mason Crosby kicked a 27-yard field goal with 6:26 left in overtime set up by Rodgers' 72-yard pass to Geronnimo Allison, and the Green Bay Packers rallied to beat Cincinnati, 27-24, on Sunday. Crosby's kick completed the Packers' comeback from a 21-7 halftime deficit.

On third-and-10 from the Packers 21, Rodgers took advantage of yet another free play after defensive end Michael Johnson was whisked for offside. Officials let the play continue and the two-time NFL MVP found Allison on about a 40-yard pass before the receiver beat a couple defenders for more yards.

Crosby, a veteran kicker, finished it off for the Packers (2-1). The winless Bengals (0-3) won the loss in overtime but went three-and-out on their opening drive. It was so loud at Lambeau Field that they had to call timeout before their first overtime snap. Rodgers thrived under the pressure.

He connected with Jordy Nelson for a 3-yard touchdown pass with 17 seconds left in regulation to tie the game at 24. Bengals cornerback Dre Kirkpatrick narrowly missed hitting away the bullet thrown by the quarterback into the front right corner of the end zone.

Rodgers finished 28 of 42 for 313 yards with three touchdowns and one interception. Allison had six catches for 122 yards.

The Packers flipped the script after the Bengals controlled the first half. A.J. Green caught a 10-yard scoring pass on the game's opening drive for Cincinnati's first touchdown after two frustrating weeks for the offense. Bill Lazor made his debut as offensive coordinator for the fired Ken Zampese.

Andy Dalton was 21 of 27 for 212 yards and two scores. The Bengals were desperate to avoid their first 0-3 start since 2008. But they couldn't finish the Packers off in the second half.

Green Bay's defense generated a little more pressure on Dalton in the second half, and rookie safety Josh Jones gave the injury-laden defense a boost with two sacks and 12 tackles.

Rodgers shook off his early struggles to guide the Packers to another win. He was sacked six times, mostly against just the Bengals' four-man rush, though the protection shored up after halftime.

Rodgers threw just his second career pick-six — and his first at home — when William Jackson returned an interception 75 yards for a touchdown for a 21-7 lead early in the second quarter.

OFFICIALS — Referee: Gene Steratore (114); Umpire: Roy Ellison (81); Down Judge: David Oliver (24); Line Judge: Gary Arthur (108); Field Judge: Mike Weatherford (116); Side Judge: Adrian Hill (29); Back Judge: Dino Paganelli (105); Replay Official: Paul Weidner

STARTING LINEUPS
Cincinnati Bengals
Offense: WR 18 A.Gibbs, WR 20 C.Green, WR 65 C.Boling, WR 60 T.Robinson, RB 61 T.Adams, RT 74 J.Fisher, TE 81 T.Kort, WR 83 T.Kovak, WR 11 B.Laell, WR 14 A.Dalton, QB 32 J.Hill
Defense: DE 96 C.Dunlap, NT 92 P.Sims, DT 97 G.Adams, RDE 90 M.Johnson, SLB 59 N.Vogel, MLB 51 K.Miller, WLB 57 V.Beav, LCB 27 D.Kirkpatrick, RCB 24 A.Jones, SS 36 S.Williams, FS 43 G.Glocka

GREEN BAY SUBSTITUTIONS — K 2 M.Crosby, P 8 J.Vogel, WR 11 T.Davis, FB 22 A.Ripkowsky, CB 24 Q.Rollins, CB 28 J.Hawkins, RB 30 J.Williams, RB 32 D.Mays, RB 33 A.Jones, CB 41 L.Phipps, LB 48 J.Thomas, LB 51 K.Fackell, LS 61 B.Goode, G 62 L.Patrick, G 64 J.McCray, WR 81 G.Allison, TE 82 R.Rodgers, WR 83 J.Janis, DT 91 Q.Dial, LB 98 C.Odom, DT 99 R.Jean Francois, **DID NOT PLAY** — CB 7 B.Huntley, G/T 77 A.Pankey, **INACTIVES** — WR 18 R.Cobb, S 29 K.Brice, CB 31 D.House, LB 47 J.Ryan, LB 53 N.Perry, T 69 D.Bakhtiari, DT 76 M.Daniels.

GREEN BAY DEFENSIVE STATISTICS (Official)
UT A TELT IT SK QBH FF ER Int PD
UT A TELT IT SK QBH FF ER Int PD
6 6 1 12 0-0 0 0 0 0-0 0 M.Burnett 2 1 1 3 0-0 0 0 0 0-0 0
10 1 3 11 2-14 0 0 0 0-0 0 O.Dial 2 2 0 1 2 0-0 0 0 0 0-0 0
6 1 0 7 0-0 0 0 0 0-0 0 A.Brooks 2 0 1 2 1-7 2 0 0 0 0-0 0
K.King 3 3 2 6 0-0 0 0 0 0-0 0 D.Lowry 2 0 1 2 0-0 0 0 0 0 0-0 1
K.Clark 5 0 0 0 0-0 0 0 0 0-0 0 C.Odom 1 1 0 2 0-0 0 0 0 0 0-0 0
M.Evans 4 1 1 5 0-0 0 0 0 0-0 0 K.Fackell 0 2 0 2 0-0 2 0 0 0 0-0 0
D.Randall 3 0 0 3 0-0 0 0 0 0-0 0 Totals 48 18 10 66 3-21 4 0 0 0-0 1
C.Hilton-Dix 3 0 0 3 0-0 0 0 0 0-0 0
C.Matthews

R.Bullock 48WR (46)
VISITOR: Cincinnati Bengals
HOME: Green Bay Packers

Cincinnati Bengals										
RUSHING	ATT	YDS	AVG	LG	TD	FUM	RET	PASS	INT	PK
J.Williams	18	62	3.4	20	0	0	0	42	28	313
G.Mixon	3	27	9.0	25	0	0	0	28	313	633
J.Hill	7	23	3.3	8	0	0	0	8	12	20.3
A.Dalton	2	-2	-1.0	1	0	0	0	6	23	67
Total	30	110	3.7	25	0	0	0	84	64	233

Green Bay Packers										
RUSHING	ATT	YDS	AVG	LG	TD	FUM	RET	PASS	INT	PK
T.Montgomery	12	25	2.9	8	0	0	0	42	28	313
A.Rodgers	4	35	8.8	13	0	0	0	6	3	3.7
J.Williams	1	6	6.0	6	0	0	0	8	15	18.8
Total	17	64	3.8	13	0	0	0	56	34	210

GREEN BAY SUBSTITUTIONS		
QTR	TIME	PLAY DESCRIPTION (Extra Point) (Drive Into)
1	9:40	A.Green 10 yd pass from A.Dalton (R.Bullock kick) (10-79, 5:20)
1	7:46	L.Kendricks 1 yd pass from A.Rodgers (M.Crosby kick) (6-60, 1:54)
1	12:29	G.Bernard 6 yd pass from A.Dalton (R.Bullock kick) (9-60, 4:49)
2	10:20	W.Jackson 75 yd interception return (R.Bullock kick)
3	9:54	J.Nelson 1 yd pass from A.Rodgers (M.Crosby kick) (8-75, 5:06)
4	14:43	M.Crosby 28 yd Field Goal (8-52, 2:58)
4	3:46	R.Bullock 46 yd Field Goal (11-63, 5:57)
0	0:17	J.Nelson 3 yd pass from A.Rodgers (M.Crosby kick) (12-75, 3:29)
5	6:22	M.Crosby 27 yd Field Goal (5-70, 1:17)

FIELD GOALS (Made, Missed)										
QTR	TIME	PLAYER	YDS	RESULT						
1	12:29	G.Bernard	6	0-0						
2	10:20	W.Jackson	75	0-0						
4	14:43	M.Crosby	28	1-1						
4	3:46	R.Bullock	46	1-1						
0	0:17	J.Nelson	3	1-1						
5	6:22	M.Crosby	27	1-1						

GREEN BAY, Wis. — The Green Bay Packers keep finding ways to win despite more key injuries. The Chicago Bears never recovered from a miserable start by quarterback Mike Glennon...

Chicago Bears Defense: WR 18 K.Wright, TE 83 D.Sims, RB 70 B.Masse, RB 75 K.Long, C 65 C.Whitehair, LG 71 J.Strom, LT 72 C.Leno, TE 86 Z.Muller, WR 8 W.Glennon, RB 15 J.Bellamy, WR 24 J.Howard...

Chicago Bears Offense: QB 12 M.Crosby, RB 28 J.Hawkins, RB 30 J.Lewis, RB 32 D.Mays, WR 11 T.Davis, WR 12 D.Daniels, WR 13 J.Moore, WR 14 J.Sims, WR 15 J.Wright...

Table with columns: Player, Pos, Yds, Avg, TD, Fumbles, etc. for Chicago Bears offense and defense.

GREEN BAY DEFENSIVE STATISTICS (Official). Table with columns: Team, Player, Pos, Yds, Avg, TD, Fumbles, etc.

Chicago Bears RUSHING: J.Coleman 18, B.Hunter 5, J.Williams 4, M.Glennon 1, Total 30. PASSING: M.Glennon 33, J.Howard 21, J.Wright 1, Total 55.

Chicago Bears INTERCEPTIONS: J.Wright 1, D.Humphries 1, Total 2. PUNTING: J.Vogel 3, Total 3.

Chicago Bears KICK RETURNS: D.Thompson 1, B.Cunningham 4, Total 5. PUNTS: M.Glennon 2, Total 2.

Chicago Bears TOTAL NET YARDS: 308. NET YARDS RUSHING: 103. NET YARDS PASSING: 205. NET YARDS PUNTING: 205.

Green Bay Packers RUSHING: A.Jones 13, J.Montgomery 9, J.Williams 4, A.Rodgers 1, Total 27. PASSING: A.Rodgers 26, B.Hunter 1, Total 27.

Green Bay Packers INTERCEPTIONS: K.Brice 1, H.Clinion-Dix 1, Total 2. PUNTING: J.Vogel 5, Total 5.

Green Bay Packers KICK RETURNS: J.Ryan 3, Total 3. PUNTS: M.Glennon 0, B.Martinez 0, Total 0.

Green Bay Packers TOTAL NET YARDS: 308. NET YARDS RUSHING: 103. NET YARDS PASSING: 205. NET YARDS PUNTING: 205.



2017 UPDATED BIOGRAPHIES

THROUGH WEEK 8

17 Davante Adams, WR, 4th Year, Fresno State

- Posted career highs for receptions (75), receiving yards (997) and receiving TDs (12) last season, finishing tied for No. 2 in the NFL in TD catches behind teammate Jordy Nelson (14).
- Registered at least one TD catch in nine games last season, tied for No. 2 in the league behind Nelson (11), and recorded a career-high four 100-yard receiving games and a career-best 10 catches of 25-plus yards.
- Had 13 catches in Week 7 vs. Chicago and 12 receptions in Week 8 at Atlanta last season, becoming the first player in team history to register 12-plus catches in back-to-back games.
- Posted 163 receptions from 2014-16, the fourth most in franchise history by a player in his first three NFL seasons behind WRs Sterling Sharpe (212), Greg Jennings (178) and James Lofton (171).

2017 SEASON: Has started all seven games and leads the team with 30 catches for a team-high 351 receiving yards (11.7 avg.) and five TDs...Is tied for No. 6 in the league in TD catches.

►**Vs. Seattle (Sept. 10):** Started and played 67 snaps, finishing with three receptions for 47 yards (15.7 avg.), with all three of his receptions picking up first downs...Late in the second quarter, came across the field to make a 21-yard reception near the sideline in front of S Kam Chancellor at the Seattle 46 to convert a third-and-17.

►**At Atlanta (Sept. 17):** Started and played 71 of 76 snaps, pacing the team with eight catches for a team-high 99 yards (12.4 avg.) and a TD... Five of his eight receptions went for first downs...Early in the fourth quarter, beat CB Robert Alford down the left sideline for a 33-yard TD grab on fourth-and-7, clipping the pylon with his left foot as he kept both feet in bounds for the score...Later in the quarter, beat CB C.J. Goodwin on a slant for a 17-yard pickup to the Atlanta 1, setting up Rodgers' 1-yard TD pass to RB Ty Montgomery on the next play.

►**Vs. Cincinnati (Sept. 24):** Started and played 67 of 70 snaps, finishing with three receptions for 60 yards (20.0 avg.)...Early in the second quarter, got past CB William Jackson to make a catch near the sideline on a flea-flicker, eluding a tackle attempt by Jackson as he took it down the field for a 41-yard gain to the Cincinnati 34.

►**Vs. Chicago (Sept. 28):** Started and played 40 snaps, catching two passes for 13 yards (6.5 avg.) and a TD before sustaining a concussion on a third-quarter reception when he took a helmet-to-helmet hit from LB Danny Trevathan, one that resulted in a one-game suspension for Trevathan...On the opening drive of the game, caught a quick pass from Rodgers and barreled through a tackle attempt by DB Marcus Cooper Sr. near the goal line for a 5-yard TD.

►**At Dallas (Oct. 8):** Started and played 56 of 60 snaps, leading the team with seven receptions for 66 yards (9.4 avg.) and two TDs...Matched his career high with the two TD catches, his fourth game with two receiving TDs since 2016...Five of his seven catches on the afternoon picked up first downs...On Green Bay's opening drive, beat CB Anthony Brown with an inside fake before taking him up top to make a 10-yard TD grab in the corner of the end zone...On the final drive of the game, got the series started with a 14-yard back-shoulder catch against CB Jourdan Lewis near the sideline to the Green Bay 39...Capped the drive off with a game-winning 12-yard TD grab over Lewis on a back-shoulder throw from Rodgers with 11 seconds remaining.

►**At Minnesota (Oct. 15):** Started and played 65 of 66 snaps, posting five receptions for 54 yards (10.8 avg.) and a TD...It marked the first time in his career that he had caught a TD pass in three straight games...Early in the second quarter, made an inside move on LB Eric Kendricks and then found an opening behind LB Anthony Barr, getting open at the Minnesota 5 as QB Brett Hundley stepped up in the pocket to find him for the 14-yard TD, the first TD pass of Hundley's career.

►**Vs. New Orleans (Oct. 22):** Started and appeared on 48 of 55 plays, finishing with two catches for 12 yards (6.0 avg.).

90 Montravius Adams, DT, Rookie, Auburn

- Earned first-team All-Southeastern Conference honors from *The Associated Press* as a senior in 2016 after recording 44 tackles (26 solo), 8½ tackles for a loss, 4½ sacks, a forced fumble, two fumble recoveries (one for a TD) and an interception.
- Was named second-team All-America by *AP*, the American Football Coaches Association and CBS Sports in 2016. Also was a semifinalist for the Rotary Lombardi Award.
- Earned third-team All-SEC honors from *AP* as a junior in 2015 after posting 44 tackles (16 solo), three tackles for a loss, two sacks and two forced fumbles.

2017 SEASON: Has played in one game, seeing limited action on defense.

►**Vs. Seattle (Sept. 10):** Inactive (foot).

►**At Atlanta (Sept. 17):** Inactive (foot).

►**Vs. Cincinnati (Sept. 24):** Made his NFL debut, appearing on four plays on defense.

►**Vs. Chicago (Sept. 28):** Inactive (healthy scratch).

►**At Dallas (Oct. 8):** Inactive (healthy scratch).

►**At Minnesota (Oct. 15):** Inactive (healthy scratch).

►**Vs. New Orleans (Oct. 22):** Inactive (healthy scratch).

81 Geronimo Allison, WR, 2nd Year, Illinois

• Played in 10 games with two starts as a rookie in 2016, posting 12 catches for 202 yards (16.8 avg.) and two TDs.

• Started as the third WR in Weeks 16-17 last season and registered eight receptions for 157 yards (19.6 avg.) and a TD in those two games, with all eight of his catches going for first downs.

• Of his 23 career receptions, 19 have picked up first downs (82.6 percent).

2017 SEASON: Has played in six games, seeing time on offense and special teams, and has 11 receptions for 167 yards (15.2 avg.).

►**Vs. Seattle (Sept. 10):** Was on reserve/suspended.

►**At Atlanta (Sept. 17):** Saw significant time in his season debut, appearing on 61 of 76 plays and posting three catches for 24 yards (8.0 avg.)...All three of his receptions went for first downs, giving him 11 consecutive catches resulting in first downs dating back to last season.

►**Vs. Cincinnati (Sept. 24):** Led the team with a career-high 122 receiving yards on six catches (20.3 avg.), highlighted by his career-long 72-yard grab in overtime that set up K Mason Crosby's game-winning 27-yard FG...On Green Bay's opening drive of OT, got past CB Adam Jones down the sideline on third down, making the catch from QB Aaron Rodgers near the Cincinnati 45 and then making S George Iloka miss on a tackle attempt as he zig-zagged down the sideline to elude Jones for a 72-yard gain to the Cincinnati 7.

►**Vs. Chicago (Sept. 28):** Played 16 snaps, but did not have any receptions.

►**At Dallas (Oct. 8):** Appeared on 13 plays on offense and seven on special teams.

►**At Minnesota (Oct. 15):** Played seven snaps on offense and 11 on special teams...Registered a 7-yard reception.

►**Vs. New Orleans (Oct. 22):** Appeared on five plays on offense and eight on special teams...Made a 14-yard reception over the middle late in the first half to convert a third-and-4.

69 David Bakhtiari, T, 5th Year, Colorado

• Was selected to his first career Pro Bowl in 2016, having initially been named a first alternate before being selected as an injury replacement for Eagles T Jason Peters.

• Earned second-team All-Pro honors from *The Associated Press* last season, the first Green Bay tackle to receive All-Pro recognition from *AP* since Forrest Gregg (first-team selection) in 1967.

• Started all 62 games he played in at left tackle for the Packers in his first four seasons in the league, the most on Green Bay's offensive line over that span (2013-16).

• In 2013, became the first rookie to start every game at LT for Green Bay since the league went to a 16-game schedule in 1978.

2017 SEASON: Has started at LT in the three games he has appeared in this season...Has helped the offense rank No. 1 in red-zone scoring (73.9 percent), tied for No. 8 in first downs per game (20.6) and No. 9 in third-down conversions (42.4 percent).

►**Vs. Seattle (Sept. 10):** Started at LT and played all 82 snaps, helping the offense rack up 26 first downs, the top mark by the Packers in a season opener since 2002 (29 vs. Atlanta), and a 39:13 time of possession, the best mark by Green Bay since Week 7 last season vs. Chicago (39:36)... Helped protect QB Aaron Rodgers as he threw for 311 yards and a TD on 28-of-42 passing.

►**At Atlanta (Sept. 17):** Inactive due to a hamstring injury he sustained in the fourth quarter vs. Seattle in Week 1.

►**Vs. Cincinnati (Sept. 24):** Inactive (hamstring).

►**Vs. Chicago (Sept. 28):** Inactive (hamstring).

►**At Dallas (Oct. 8):** Inactive (hamstring).

►**At Minnesota (Oct. 15):** Returned to the starting lineup, playing 34 snaps at LT before departing the game (hamstring).

►**Vs. New Orleans (Oct. 22):** Started at LT and played all 55 snaps, helping the offense register a season-high 181 rushing yards and a season-best two rushing TDs on 24 carries (7.5 avg.), highlighted by RB Aaron Jones' season-best 131 yards and a TD on 17 attempts (7.7 avg.).

80 Martellus Bennett, TE, 10th Year, Texas A&M

• Has posted 50-plus receptions in each of the last five seasons (2012-16), one of only three tight ends in the league (Greg Olsen, Jason Witten) to do so over that span.

• Among tight ends, ranks No. 4 in the NFL in catches (342), No. 6 in receiving yards (3,674) and tied for No. 7 in TD catches (26) since 2012.

• Has played in all 16 games in four of the last five seasons and in six of his nine seasons in the league.

• Posted a career-high three 100-yard receiving games last season with the Patriots, tied for No. 2 in the NFL among TEs, and a career-best seven TD catches, tied for No. 3 in the league among TEs.

• Registered a career-high 90 receptions with the Chicago Bears in 2014, the most among NFL tight ends that season, on his way to earning Pro Bowl recognition. The reception total set a single-season franchise record for TEs and his yardage total ranks No. 2 among TEs in team history.

2017 SEASON: Has started all seven games and has 24 receptions for 233 yards (9.7 avg.)...Has three receptions of 25-plus yards, tied for No. 4 in the league among tight ends.

►**Vs. Seattle (Sept. 10):** Started and played 67 snaps, posting three receptions for 43 yards (14.3 avg.), highlighted by his 26-yard grab late in the fourth quarter that clinched the victory...Caught a pass in the flat from QB Aaron Rodgers and took it down the sideline to the Seattle 24 for a first down, staying in bounds as the clock wound down to the two-minute warning with the Seahawks out of timeouts.

►**At Atlanta (Sept. 17):** Started and played 62 of 76 snaps, posting five receptions for 47 yards (9.4 avg.), with all of his catches coming in the second half.

►**Vs. Cincinnati (Sept. 24):** Started and played 67 of 70 snaps, recording three catches for 12 yards (4.0 avg.), including a 6-yard grab that picked up a first down on Green Bay's final drive of regulation that tied the game at 24.

►**Vs. Chicago (Sept. 28):** Started and appeared on 43 of 55 offensive plays, leading the team with a season-high six catches for 39 yards (6.5 avg.)...On Green Bay's opening drive, caught a pass over the middle of the field on third down from Rodgers and took it down the sideline for a 26-yard gain to the Chicago 5, setting up Rodgers' 5-yard TD pass to WR Davante Adams two plays later.

►**At Dallas (Oct. 8):** Started and played 49 of 60 snaps, finishing with a season-high 53 yards receiving on three catches (17.7 avg.)...On Green Bay's second play of the second half, made an out-and-up move on S Byron Jones and made a leaping catch over him near the sideline for a season-long 33-yard pickup to the Dallas 35...On the Packers' game-winning drive, made a short catch in the flat and took it up the field for a 14-yard gain to the Dallas 47.

►**At Minnesota (Oct. 15):** Started and played 50 of 66 snaps, catching two passes for 22 yards (11.0 avg.).

►**Vs. New Orleans (Oct. 22):** Started and appeared on 49 of 55 plays, posting two catches for 17 yards (8.5 avg.).

29 Kentrell Brice, S, 2nd Year, Louisiana Tech

• Was one of five rookie free agents to make Green Bay's Week 1 roster and joined S Marwin Evans as the only rookie free agents to play in all 16 regular-season games and three postseason contests for the Packers in 2016.

• Appeared in all 16 games with one start in 2016, recording 15 tackles (all solo), a pass defensed and a fumble recovery.

• Ranked No. 4 on the team with eight special teams tackles during the regular season and No. 3 on the team with three tackles on special teams in the playoffs.

2017 SEASON: Has played in six games with three starts and has registered 24 tackles (21 solo), an interception, four passes defensed and two QB pressures...Has registered two tackles on special teams.

►**Vs. Seattle (Sept. 10):** Appeared on 47 of 49 plays on defense, posting two tackles (both solo), a pass defensed and a QB pressure...Helped limit QB Russell Wilson to a 69.7 passer rating as he completed just 14 of 27 passes for 158 yards with no TDs...Also played 15 snaps on special teams and posted a tackle.

►**At Atlanta (Sept. 17):** Started at SS with S Morgan Burnett opening the game at ILB, but was limited to just 21 snaps after sustaining a groin injury in the second quarter...Posted four tackles (all solo).

►**Vs. Cincinnati (Sept. 24):** Inactive (groin).

►**Vs. Chicago (Sept. 28):** Appeared on 45 defensive plays and registered four tackles (three solo) and his first career interception...Late in the third quarter, picked off a QB Mike Glennon pass that sailed over the head of WR Deonte Thompson, making the INT at the Green Bay 47 and returning it 11 yards.

►**At Dallas (Oct. 8):** Played 28 snaps on defense and posted two tackles (both solo) and a pass defensed...Early in the fourth quarter, ran down the seam with TE Jason Witten and got his right hand in to break up a pass from QB Dak Prescott on third-and-8, forcing Dallas to settle for a field goal...Also posted a tackle on special teams, bringing down WR Ryan Switzer at the Green Bay 31 on a fourth-quarter kickoff return.

►**At Minnesota (Oct. 15):** Started at SS in place of an injured Burnett (hamstring), appearing on 75 of 77 plays and recording four tackles (three solo), a QB pressure and a pass defensed...Broke up a QB Case Keenum pass near the sideline that was intended for TE Kyle Rudolph in the first quarter.

►**Vs. New Orleans (Oct. 22):** Started at SS for the second straight game in place of an injured Burnett, appearing on 73 of 76 plays...Registered a career-high eight tackles (seven solo).

55 Ahmad Brooks, LB, 11th Year, Virginia

• Was one of only five players in the NFL to register five-plus sacks each of the last eight seasons (2009-16). Was selected to the Pro Bowl in 2013 and was twice named second-team All-Pro by *The Associated Press* (2012-13).

• Registered 51.5 sacks as a member of the 49ers (2008-16), the second most by a linebacker in franchise history behind only Charles Haley (66.5).

• Played in 133 regular-season games with 99 starts from 2006-16, registering 493 tackles (345 solo), 53.5 sacks, 12 forced fumbles, three fumble recoveries, 30 passes defensed and three interceptions, one of which he returned for a touchdown.

• Originally entered the NFL with Cincinnati after being selected in the third round of the 2006 NFL Supplemental Draft by the Bengals.

2017 SEASON: Has played in four games with two starts and has registered five tackles (four solo), a sack, two tackles for a loss, five QB pressures and three QB hits.

►**Vs. Seattle (Sept. 10):** Appeared on six snaps on defense and one on special teams before sustaining a concussion in the second quarter that would sideline him for the remainder of the game.

►**At Atlanta (Sept. 17):** Inactive (concussion).

►**Vs. Cincinnati (Sept. 24):** Started at LOLB with LB Nick Perry sidelined (hand)...Midway through the third quarter, blew by T Jake Fisher to bring down QB Andy Dalton for a 7-yard loss on third down, his first sack

in a Green Bay uniform...Early in the fourth quarter, chased down Dalton and forced an intentional-grounding penalty on third down...Finished with two tackles (both solo), two QB pressures and two QB hits.

►**Vs. Chicago (Sept. 28):** Started at ROLB and played 37 snaps, finishing with a solo tackle and two QB pressures...Midway through the first quarter, shed a block from TE Adam Shaheen to wrap up RB Jordan Howard for a 4-yard loss on a run to the left.

►**At Dallas (Oct. 8):** Appeared on 23 plays on defense and posted two tackles (one solo), two QB pressures and a QB hit.

►**At Minnesota (Oct. 15):** Inactive (back).

►**Vs. New Orleans (Oct. 22):** Inactive (back).

75 Bryan Bulaga, T, 8th Year, Iowa

• Started a career-high 16 games at RT last season and helped the offense rank in the top 10 in the NFL in several categories, including points per game (No. 4, 27.0), yards per game (No. 8, 368.8) and first downs (No. 7, 349).

• Opened all 12 games he appeared in at RT in 2015, blocking for RBs Eddie Lacy (758) and James Starks (601), the first Green Bay duo since 1985 to both rush for 600-plus yards in the same season.

• Started 15 contests in 2014, helping the offense rank No. 1 in the league in scoring (30.4 ppg) and No. 9 in the NFL in sacks allowed with 30, the fewest given up by Green Bay in a season since '07.

• Opened the final 12 games of 2010 and the entire postseason at RT after taking over for injured veteran Mark Tauscher (shoulder), the most regular-season starts by a Packers rookie tackle since Tauscher's 14 in 2000, and was named to the *Pro Football Weekly*/PFWA All-Rookie team.

2017 SEASON: Has started at RT in all four games he has appeared in this season...Has helped the offense rank No. 1 in red-zone scoring (73.9 percent), tied for No. 8 in first downs per game (20.6) and No. 9 in third-down conversions (42.4 percent).

►**Vs. Seattle (Sept. 10):** Inactive (ankle).

►**At Atlanta (Sept. 17):** Inactive (ankle).

►**Vs. Cincinnati (Sept. 24):** Started and played 47 snaps before reinjuring his ankle and leaving the game in the fourth quarter...Protected QB Aaron Rodgers as he posted his franchise-record fifth consecutive 300-yard passing game with 313 yards and three TDs with one INT on 28-of-42 passing for a 102.6 passer rating.

►**Vs. Chicago (Sept. 28):** Inactive (ankle).

►**At Dallas (Oct. 8):** Returned to the starting lineup and played all 60 snaps...Helped the offense rack up a season-high 160 rushing yards on 25 carries (6.4 avg.), highlighted by a 125-yard effort from rookie RB Aaron Jones on 19 attempts (6.6 avg.)...It marked just the second time in the past 14 seasons (Week 15 at Chicago in 2016) that the Packers rushed for 160-plus yards on 25 or fewer carries...Also helped protect Rodgers as he threw three TD passes, his third straight game with three-plus TD passes.

►**At Minnesota (Oct. 15):** Started and played 28 snaps, but was sidelined in the second half due to a concussion.

►**Vs. New Orleans (Oct. 22):** Started at RT and played all 55 snaps, helping the offense register a season-high 181 rushing yards and a season-best two rushing TDs on 24 carries (7.5 avg.), highlighted by Jones' season-best 131 yards and a TD on 17 attempts (7.7 avg.).

42 Morgan Burnett, S, 8th Year, Georgia Tech

• Has started 102 games (including playoffs) since the start of 2011.

• Has recorded 90-plus tackles in five of the past six seasons, falling short of that mark in 2015 when he missed five games due to a calf injury.

• Set a career high with three sacks in 2016 (No. 2 in the NFL among safeties, Giants S Landon Collins, four). Ranks No. 3 among Green Bay safeties (since 1982) in career sacks (7.5), according to STATS, trailing LeRoy Butler (20.5) and Mark Murphy (11.0).

• Recorded his fourth straight 100-tackle season in 2014 with a team-high 125 tackles (99 solo). Was the only Packer to surpass 100 tackles each season from 2011-14.

2017 SEASON: Has started all five games he has appeared in, opening two at SS, one at inside LB and one at slot corner, and has posted 28 tackles (23 solo) and five passes defended (tied for No. 1 on the team).

►**Vs. Seattle (Sept. 10):** Started at SS and played all 49 snaps, seeing

significant time at ILB, and recorded five tackles (three solo) and three passes defended, matching his career high (four previous times)...With the Packers leading, 17-6, in the fourth quarter, got his right hand in to deflect QB Russell Wilson's pass over the middle intended for TE Jimmy Graham on third down, forcing Seattle to settle for a FG...Helped limit Wilson to a 69.7 passer rating as he completed just 14 of 27 passes for 158 yards with no TDs.

►**At Atlanta (Sept. 17):** Started at ILB with the defense opening in its "Nitro" package, and was one of two players (S Ha Ha Clinton-Dix) to play all 58 snaps...Registered four tackles (all solo) and a pass defended...Late in the first half, got his right hand in to break up a QB Matt Ryan pass intended for WR Julio Jones near the marker on third-and-9, forcing the Falcons to punt.

►**Vs. Cincinnati (Sept. 24):** Started as the slot CB and played all 61 snaps, finishing with three tackles (two solo), including a tackle for a loss... On a third-and-1 late in the fourth quarter with the Bengals leading, 21-17, tackled QB Andy Dalton for a 1-yard loss after RB Joe Mixon slipped in the backfield, forcing the Bengals to settle for a FG and keep the Packers within one score.

►**Vs. Chicago (Sept. 28):** Started at SS and was the lone defensive player to appear on all 65 snaps...Led the team with 10 tackles (nine solo) and added a QB hit...Late in the second quarter, came up to bring down RB Jordan Howard for a 2-yard loss on a run to the left.

►**At Dallas (Oct. 8):** Started at SS and played 47 of 74 snaps, leaving the game early in the fourth quarter due to a hamstring injury...Registered six tackles (five solo) and pass defended before exiting the game.

►**At Minnesota (Oct. 15):** Inactive (hamstring).

►**Vs. New Orleans (Oct. 22):** Inactive (hamstring).

6 Joe Callahan, QB, 2nd Year, Wesley

• Was inactive as the third QB for five games (Weeks 1-3, 5, 16-17) and all three playoff contests for the Packers as a rookie last season.

• Spent time on the active rosters of the New Orleans Saints and Cleveland Browns last season.

• Originally signed by Green Bay as an undrafted free agent on May 6, 2016.

2017 SEASON: Has served as the No. 2 QB for one game this season... Was signed to the active roster from the practice squad on Oct. 16...Spent the first six games on Green Bay's practice squad.

►**Vs. New Orleans (Oct. 22):** Was the No. 2 QB, but did not see any action.

97 Kenny Clark, DT, 2nd Year, UCLA

• Played in all 16 games with two starts as a rookie in 2016 and registered 33 tackles (14 solo), two tackles for a loss, four QB pressures, three QB hits, two fumble recoveries and two passes defended.

• Became the youngest player to appear in a season opener for the Packers since Arnie Herber (20 years old) in 1930.

• Appeared in all three postseason contests and recorded nine tackles (five solo), including a tackle for a loss, a team-high five QB pressures and a QB hit.

2017 SEASON: Has started all seven games and has posted 38 tackles (16 solo), three tackles for a loss, a forced fumble, five QB hits, five QB pressures and a pass defended...Is tied for No. 2 on the team in tackles.

►**Vs. Seattle (Sept. 10):** Started and played 37 snaps, recording four tackles (one solo), a QB hit and a pass defended...On Seattle's second series, got his left hand up to bat down a QB Russell Wilson pass on third down to force a three-and-out.

►**At Atlanta (Sept. 17):** Started and played 47 of 58 snaps, finishing with three tackles (two solo) and a QB pressure.

►**Vs. Cincinnati (Sept. 24):** Started and appeared on 43 of 61 snaps, finishing with six tackles (three solo), including two tackles for a loss... Early in the third quarter, fought off a block from T Cedric Ogbuehi to bring down RB Joe Mixon for a 1-yard loss on a run.

►**Vs. Chicago (Sept. 28):** Started and played 46 of 65 snaps, recording three tackles (one solo) a QB pressure and a QB hit.

►**At Dallas (Oct. 8):** Started and appeared on 51 plays, finishing with four tackles (two solo).

►**At Minnesota (Oct. 15):** Started and played 55 snaps, registering a

career-high 10 tackles (five solo), a tackle for a loss, a forced fumble, a QB pressure and a QB hit...Early in the second quarter, fought off a double-team from C Pat Elfein and G Jeremiah Sirles as he went low to punch the ball out from RB Jerick McKinnon, the first forced fumble of his career... The fumble was scooped up by LB Clay Matthews at the Green Bay 19 and returned down the sideline 63 yards to the Minnesota 18, helping to set up a TD pass from QB Brett Hundley to WR Davante Adams three plays later... Early in the third quarter, blew by Sirles to get into the backfield and tackle RB Latavius Murray for a 1-yard loss.

►**Vs. New Orleans (Oct. 22):** Started and played a season-high 65 snaps, posting eight tackles (two solo), two QB pressures and two QB hits...Blocked a K Wil Lutz extra point early in the third quarter, the first blocked extra point by the Packers since Sept. 22, 2013 at Cincinnati (DE Datone Jones).

21 Ha Ha Clinton-Dix, S, 4th Year, Alabama

• Was named to his first career Pro Bowl and earned second-team All-Pro recognition from *The Associated Press* and All-NFC honors from the PFWA in 2016 after leading the team with a career-high five interceptions (tied for No. 5 in the NFL and No. 2 among safeties).

• Set a career high with a team-leading 117 tackles (97 solo) in 2015. Also recorded a career-best three sacks, the most by a Green Bay safety in a season since Mark Roman had 3½ in 2004.

• Played in all 16 games in 2014, starting the final 10 (nine at FS, one at SS). It was the most starts by a Green Bay rookie safety since Nick Collins opened all 16 in 2005.

• Ranked No. 2 on the team in tackles with 95 (73 solo) and was named to the PFWA's All-Rookie team.

2017 SEASON: Has started all seven games and has recorded 38 tackles (33 solo), an interception and five passes defended (tied for team lead)...Is tied for No. 2 on the team in tackles.

►**Vs. Seattle (Sept. 10):** Started at FS and played all 49 snaps, finishing with four tackles (all solo) and a pass defended...Drilled WR Amara Darboh near the pylon to break up a pass from QB Russell Wilson midway through the fourth quarter...Helped limit Wilson to a 69.7 passer rating as he completed just 14 of 27 passes for 158 yards with no TDs.

►**At Atlanta (Sept. 17):** Started at FS and played all 58 snaps, joining S Morgan Burnett as the only players on Green Bay's defense to do so... Posted a team-high six tackles (five solo).

►**Vs. Cincinnati (Sept. 24):** Started at FS and appeared on all 61 snaps, recording three tackles (all solo).

►**Vs. Chicago (Sept. 28):** Started at FS and played 60 of 65 snaps, finishing with eight tackles (all solo), a tackle for a loss and an interception...In the second quarter, posted his first interception of the season when he picked off a QB Mike Glennon pass that sailed over the head of WR Markus Wheaton, making the INT at the Green Bay 37 and returning it 3 yards...On the opening play of the second half, fought off a block from WR Joshua Bellamy to get into the backfield and bring down RB Jordan Howard for a 1-yard loss.

►**At Dallas (Oct. 8):** Started at FS and played all 74 snaps, the lone defensive player to do so, and posted five tackles (four solo).

►**At Minnesota (Oct. 15):** Started at FS and appeared on all 77 plays, the only defensive player to do so, and registered four tackles (all solo) and two passes defended...On Minnesota's opening drive of the second half, broke up a third-down pass over the middle intended for TE Kyle Rudolph, forcing the Vikings to settle for a field goal.

►**Vs. New Orleans (Oct. 22):** Started at FS and appeared on all 76 plays, the lone Green Bay defender to do so, and recorded eight tackles (five solo), including a tackle for a loss, and a pass defended...On the Saints' opening drive, came up to tackle RB Mark Ingram for a 3-yard loss on a swing pass.

18 Randall Cobb, WR, 7th Year, Kentucky

• Caught 230 passes for 2,726 yards (11.9 avg.) and 22 TDs over the past three seasons (2014-16), one of only seven players in the NFL with 225-plus receptions, 2,500-plus receiving yards and 22-plus TD catches since 2014.

• Ranks No. 9 in franchise history in receptions (394), No. 13 in receiving

yards (4,749) and No. 13 in TD catches (36).

• Started all 16 games in 2014 and posted career highs in catches (91), receiving yards (1,287) and receiving TDs (12) on the way to earning his first career Pro Bowl selection (injury replacement for WR Dez Bryant).

• Set a franchise single-season record with a league-high 2,342 combined net yards in 2012, topping the previous team mark of 2,250 yards by RB Ahman Green in 2003.

• With 954 receiving yards and 964 kickoff return yards in 2012, is the only player in NFL history to post 900-plus yards in each category in the same season.

2017 SEASON: Has started all six games he has appeared in and has 28 receptions for 261 yards (9.3 avg.) and a TD...Also has one carry for 10 yards.

►**Vs. Seattle (Sept. 10):** Started and played 63 snaps, leading the offense with nine receptions for 85 yards (9.4 avg.)...Posted a 29-yard reception in the first quarter on a third-and-2, coming out of the slot and across the field to make the short catch and take it to the Seattle 32.

►**At Atlanta (Sept. 17):** Started and played 54 snaps, departing the game in the fourth quarter due to a shoulder injury...Posted six receptions for 60 yards (10.0 avg.), including an 18-yard grab early in the third quarter when he caught a quick pass in the flat and made CB Brian Poole and LB Deion Jones miss as he picked up extra yardage...Added a 10-yard run on Green Bay's opening series, picking up a third-and-4 on an end-around to keep the TD drive alive.

►**Vs. Cincinnati (Sept. 24):** Inactive (chest).

►**Vs. Chicago (Sept. 28):** Started and played 33 snaps, recording four catches for 44 yards (11.0 avg.) and a TD...Following a Green Bay takeaway in the first quarter that gave the Packers the ball at the Chicago 3, made an outside move on DB Bryce Callahan to create separation as he went inside to catch a 2-yard TD pass from QB Aaron Rodgers...Late in the third quarter, made an out-and-up move and then made a leaping 26-yard reception down the sideline over Bears CB Kyle Fuller to the Chicago 12, setting up an 8-yard TD reception by WR Jordy Nelson three plays later.

►**At Dallas (Oct. 8):** Started and played 47 of 60 snaps, finishing with four receptions for 29 yards (7.3 avg.).

►**At Minnesota (Oct. 15):** Started and played 53 snaps, posting three catches for 28 yards (9.3 avg.).

►**Vs. New Orleans (Oct. 22):** Started and appeared on 37 plays, recording two receptions for 15 yards (7.5 avg.).

2 Mason Crosby, K, 11th Year, Colorado

• With 1,305 career points, ranks No. 1 on the all-time franchise scoring list, having surpassed K Ryan Longwell (1,054) in 2015 in Week 2.

• Has registered a franchise-record 10 straight 100-point seasons, one of only three players in NFL history to register 100-plus points in 10 or more consecutive seasons (Jason Elam, 16, 1993-2008; Adam Vinatieri, 13, 1996-2008).

• Ranks No. 2 in NFL history for the most points by a player in his first 10 seasons (1,267, 2007-16), trailing only Patriots K Stephen Gostkowski (1,330, 2006-2015).

• Is the all-time franchise leader in field goals (269), 50-yard field goals (28) and extra points (498).

• Has kicked the seven longest field goals in franchise history (58-yarder in 2011, two 57-yarders in 2013, 56-yarders in 2010, 2011 and 2015, 55-yarder in 2014).

• Has not missed a game in his career, playing in 167 straight contests in the regular season, tied for the third-longest streak in franchise history.

• Set a franchise record with 23 consecutive field goals made (2010-11), topping Chris Jaffe's mark of 17 straight in 1993.

2017 SEASON: Has made seven of eight field-goal attempts (87.5 percent) and 17 of 19 extra points (89.5 percent)...Has posted 23 touchbacks on 35 kickoffs (65.7 percent).

►**Vs. Seattle (Sept. 10):** Connected on his lone FG attempt of the day, a 40-yarder midway through the fourth quarter that gave the Packers a two-score lead (17-6).

►**At Atlanta (Sept. 17):** Drilled a 28-yard FG in the third quarter and made both of his extra-point attempts...Posted three touchbacks on five kickoffs.

►**Vs. Cincinnati (Sept. 24):** Connected on a game-winning 27-yard FG with 6:22 remaining in overtime, his second game-winning kick in his last six regular-season games (Week 15 at Chicago, 2016)...Also made a 28-yarder early in the fourth quarter and posted a season-high five touchbacks on kickoffs.

►**Vs. Chicago (Sept. 28):** Did not have any FG attempts, but made all five of his extra points and posted four touchbacks on six kickoffs.

►**At Dallas (Oct. 8):** Made his lone FG attempt of the game, a 22-yarder early in the second half, and recorded a season-high six touchbacks on seven kickoffs.

►**At Minnesota (Oct. 15):** Made his lone FG attempt of the afternoon, a 26-yarder late in the first half, and his only extra point...Posted two touchbacks on three kickoffs.

►**Vs. New Orleans (Oct. 22):** Connected on a 46-yard FG in the fourth quarter and made both of his extra points...Missed his first FG of the season, a 59-yard attempt at the end of the first half...Posted two touchbacks on four kickoffs.

76 Mike Daniels, DT, 6th Year, Iowa

• Named an alternate for the Pro Bowl for the second consecutive season in 2016. Led the defensive line with four sacks, finished No. 3 on the team with 14 QB hits and was tied for No. 2 on the team in both pressures (14) and tackles for a loss (nine).

• Has started every regular season and postseason game for Green Bay since the start of the 2014 season. Played the most defensive snaps among Packers defensive linemen in each of the past three seasons (2014-16).

• According to STATS, his 23.5 career sacks rank No. 3 (since 1982) among Green Bay defensive tackles (Cullen Jenkins, 29/Santana Dotson, 26).

• According to STATS, he is one of four NFL defensive tackles (Gerald McCoy, Jurrell Casey, Ndamukong Suh) to register four-plus sacks in each of the last four seasons (2013-16).

2017 SEASON: Has started all five games he has appeared in and has registered 24 tackles (15 solo), four tackles for a loss, 1.5 sacks, a forced fumble, seven QB hits and four QB pressures.

►**Vs. Seattle (Sept. 10):** Started and played 38 snaps, tying for the team lead with nine tackles (seven solo), three tackles for a loss, 1.5 sacks, a forced fumble, two QB pressures and two QB hits...Midway through the second quarter, tossed aside C Justin Britt on third down to get to QB Russell Wilson as he put a hit on him and hurried his deep throw to WR Tyler Lockett that went incomplete as the Seahawks were forced to punt... Beat G Mark Glowinski on Seattle's opening play of the second half as he teamed with LB Nick Perry to sack Wilson for a 10-yard loss...Two plays later, shed a block from G Luke Joeckel and sacked Wilson again, punching the ball out with his left hand as LB Kyler Fackrell recovered the fumble at the Seattle 6, a turnover that resulted in a RB Ty Montgomery TD run on the next play...Midway through the third quarter, brought down RB Eddie Lacy for a 3-yard loss on a first-down run...On third-and-goal at the Green Bay 3 late in the third quarter, pressured Wilson to force an overthrow in the back of the end zone on a pass intended for TE Jimmy Graham, forcing Seattle to settle for a FG.

►**At Atlanta (Sept. 17):** Started, but sustained a hamstring injury on the opening drive that would sideline him for the remainder of the evening... Was limited to just seven snaps.

►**Vs. Cincinnati (Sept. 24):** Inactive (hip), the first game he had missed in his career due to injury, snapping a streak of 77 consecutive regular-season games played.

►**Vs. Chicago (Sept. 28):** Inactive (hip).

►**At Dallas (Oct. 8):** Returned to the starting lineup, appearing on 51 plays...Led the defensive line with six tackles (three solo).

►**At Minnesota (Oct. 15):** Started and played 53 snaps, posting six tackles (two solo), a tackle for a loss and a team-high four QB hits... Brought down RB Jerick McKinnon for a 1-yard loss on a second-quarter run.

►**Vs. New Orleans (Oct. 22):** Started and appeared on 53 plays, recording three tackles (all solo), two QB pressures and a QB hit.

11 Trevor Davis, WR, 2nd Year, California

• Played in 11 games as a rookie in 2016, seeing time on offense and special teams. Had three catches for 24 yards (8.0 avg.) and a TD, nine punt returns for 115 yards (12.8 avg.), and three kickoff returns for 64 yards (21.3 avg.).

• Caught three passes for 24 yards (8.0 avg.) and a TD and posted a 55-yard punt return last season at Atlanta in Week 8, the longest punt return by a Packer since DB Micah Hyde's 55-yarder for a TD vs. Detroit on Dec. 28, 2014.

2017 SEASON: Has played in all seven games and has returned nine punts for 83 yards (9.2 avg.) with 10 fair catches...Has returned four kickoffs for 107 yards (26.8 avg.)...Has added a tackle on special teams...Also has a 9-yard reception.

►**Vs. Seattle (Sept. 10):** Returned two punts for 0 yards with one fair catch and also saw limited action (six snaps) on offense.

►**At Atlanta (Sept. 17):** Posted a 9-yard catch and had three fair catches as the punt returner.

►**Vs. Cincinnati (Sept. 24):** Returned five punts for 70 yards (14.0 avg.), including a 33-yard return in the first quarter out to the Green Bay 40.

►**Vs. Chicago (Sept. 28):** Had a 5-yard punt return and two fair catches.

►**At Dallas (Oct. 8):** Appeared on one play as the punt returner, but the punt was downed by the Cowboys.

►**At Minnesota (Oct. 15):** Had an 8-yard punt return and returned two kickoffs for 55 yards (27.5 avg.)...Posted a tackle on special teams, bringing down WR Stefon Coley at the Minnesota 16 for just a 19-yard kickoff return in the second quarter.

►**Vs. New Orleans (Oct. 22):** Returned two kickoffs for 52 yards (26.0 avg.).

91 Quinton Dial, DT, 5th Year, Alabama

• Played in 46 games with 32 starts over four seasons with the San Francisco 49ers (2013-16), recording 175 tackles (108 solo), 4.5 sacks and four passes defensed.

• After appearing mostly in a reserve role in his first two seasons in the league, started 26 of 29 games played in 2015-16.

2017 SEASON: Has played in six games with one start and has posted 18 tackles (10 solo), including a tackle for a loss, two QB pressures and a pass defensed.

►**Vs. Seattle (Sept. 10):** Inactive (healthy scratch).

►**At Atlanta (Sept. 17):** Made his Green Bay debut, appearing on 33 snaps and posting three tackles (all solo) and a QB pressure...Saw increased time with DT Mike Daniels (hamstring) exiting the game on the first series...Early in the second quarter, shed a block from G Wes Schweitzer on his way to bringing down RB Tevin Coleman for a 2-yard loss.

►**Vs. Cincinnati (Sept. 24):** Appeared on 18 plays on defense and posted three tackles (one solo)...Also saw 10 snaps on special teams.

►**Vs. Chicago (Sept. 28):** Made his first start in a Green Bay uniform, opening at DT in place of Daniels (hip), and played 33 snaps...Registered a season-high five tackles (four solo) and a pass defensed, getting a hand on a QB Mike Glennon pass early in the third quarter.

►**At Dallas (Oct. 8):** Played 27 snaps on defense and recorded an assisted tackle.

►**At Minnesota (Oct. 15):** Appeared on 21 plays on defense and posted three tackles (all assisted) and a QB pressure.

►**Vs. New Orleans (Oct. 22):** Played 31 snaps on defense and registered three tackles (two solo).

73 Jahri Evans, G, 12th Year, Bloomsburg

• Has been selected to six Pro Bowls (2009-14) and has been named first-team All-Pro by *The Associated Press* four times (2009-12) during his career. Is tied with Ravens G Marshal Yanda for the most Pro Bowl appearances by an NFL guard since '09.

• Has started all 176 games he has played in since entering the league in 2006, the most games played by an active NFL offensive lineman over that span.

• Helped the Saints finish in the top six in the league in total offense in all

11 of his seasons in New Orleans (2006-16), including six No. 1 rankings (2006, 2008-09, 2011, 2014, 2016).

- Has started all 16 contests in nine of his 11 seasons in the league, missing just seven career games due to injury.

2017 SEASON: Has started all seven games at RG...Has helped the offense rank No. 1 in red-zone scoring (73.9 percent), tied for No. 8 in first downs per game (20.6) and No. 9 in third-down conversions (42.4 percent).

►**Vs. Seattle (Sept. 10):** Started at RG and played all 82 snaps, helping the offense rack up 26 first downs, the top mark by the Packers in a season opener since 2002 (29 vs. Atlanta), and a 39:13 time of possession, the best mark by Green Bay since Week 7 last season vs. Chicago (39:36)... Helped protect QB Aaron Rodgers as he threw for 311 yards and a TD on 28-of-42 passing.

►**At Atlanta (Sept. 17):** Started at RG and played all 76 snaps, helping to protect Rodgers as he threw for 343 yards and two TDs on 33-of-50 passing.

►**Vs. Cincinnati (Sept. 24):** Started at RG and played all 70 snaps, helping to block for Rodgers as he posted his franchise-record fifth consecutive 300-yard passing game with 313 yards and three TDs with one INT on 28-of-42 passing for a 102.6 passer rating.

►**Vs. Chicago (Sept. 28):** Started at RG and played all 55 snaps, helping to block for Rodgers as he threw a season-high four TD passes on 18-of-26 passing for 179 yards.

►**At Dallas (Oct. 8):** Started at RG and played all 60 snaps, helping the offense rack up a season-high 160 rushing yards on 25 carries (6.4 avg.), highlighted by a 125-yard effort from rookie RB Aaron Jones on 19 attempts (6.6 avg.)...It marked just the second time in the past 14 seasons (Week 15 at Chicago in 2016) that the Packers rushed for 160-plus yards on 25 or fewer carries...Also helped protect Rodgers as he threw three TD passes, his third straight game with three-plus TD passes.

►**At Minnesota (Oct. 15):** Started at RG and played all 66 snaps, one of only two offensive linemen to appear on every play (C Corey Linsley).

►**Vs. New Orleans (Oct. 22):** Started at RG and played all 55 snaps, helping the offense register a season-high 181 rushing yards and a season-best two rushing TDs on 24 carries (7.5 avg.), highlighted by Jones' season-best 131 yards and a TD on 17 attempts (7.7 avg.).

25 Marwin Evans, S, 2nd Year, Utah State

- One of five rookie free agents to make Green Bay's Week 1 roster in 2016.
- Joined S Kentrell Brice as the only 2016 rookie free agents to play in all 16 regular-season games and three postseason contests for the Packers.
- Saw time primarily on special teams as a rookie and was tied for No. 2 on the team with nine tackles during the regular season.

2017 SEASON: Has played in all seven games with one start, seeing time on defense and special teams...Has posted eight tackles on defense (seven solo) and leads the team with five tackles on special teams.

►**Vs. Seattle (Sept. 10):** Played 19 snaps on special teams and recorded a tackle.

►**At Atlanta (Sept. 17):** Appeared on 19 plays on special teams, posting a tackle.

►**Vs. Cincinnati (Sept. 24):** Started his first career game, opening at SS with S Morgan Burnett starting as the slot corner...Registered a career-high five tackles (all solo) on defense and added a tackle on special teams.

►**Vs. Chicago (Sept. 28):** Appeared on eight plays on defense and 18 on special teams...Posted a tackle on special teams for the fourth straight game.

►**At Dallas (Oct. 8):** Played 17 snaps on special teams and three on defense.

►**At Minnesota (Oct. 15):** Appeared on 15 plays on defense and 19 on special teams...Registered a solo tackle on defense.

►**Vs. New Orleans (Oct. 22):** Played 13 snaps on defense and 16 on special teams...Posted two tackles (one solo) on defense and added a tackle on special teams.

51 Kyler Fackrell, LB, 2nd Year, Utah State

- Played in 13 games as a rookie, seeing time on defense and special teams. Was tied for No. 2 on the team with nine tackles on special teams.

- Recorded nine tackles (all solo), two sacks, a forced fumble, six QB pressures, a QB hit and a pass defended in the 2016 regular season.

- Posted sacks in back-to-back games in 2016, vs. Detroit and vs. the N.Y. Giants.

2017 SEASON: Has played in all seven games, seeing time on defense and special teams...Has posted eight tackles (four solo), a tackle for a loss, a fumble recovery, four QB hits and nine QB pressures (No. 2 on the team).

►**Vs. Seattle (Sept. 10):** Played 12 snaps on defense and 21 on special teams...Registered a QB pressure, a QB hit and the first fumble recovery of his career...On third down on Seattle's opening series of the second half, fought off a block from G Mark Glowinski to recover a QB Russell Wilson fumble after DT Mike Daniels stripped Wilson on the sack...The recovery at the Seattle 6 set up RB Ty Montgomery's TD run on the next play, giving the Packers a 7-3 lead they would never relinquish.

►**At Atlanta (Sept. 17):** Played a team-high 28 snaps on special teams and 19 on defense...Registered an assisted tackle, a QB hit and a pressure.

►**Vs. Cincinnati (Sept. 24):** Appeared on 41 plays on defense and posted two assisted tackles, a team-high five QB pressures and two QB hits...Also played a team-high 29 snaps on special teams.

►**Vs. Chicago (Sept. 28):** Played 24 snaps on defense and registered a solo tackle.

►**At Dallas (Oct. 8):** Appeared on 25 plays on defense and 22 on special teams...Posted a QB pressure.

►**At Minnesota (Oct. 15):** Played 31 snaps on defense and a team-high 24 on special teams...Early in the fourth quarter, fought off a block from T Mike Remmers to tackle RB Jerick McKinnon for a 2-yard loss...Added a QB pressure.

►**Vs. New Orleans (Oct. 22):** Posted three tackles (two solo) on 26 snaps of action on defense...Also appeared on a team-high 21 plays on special teams.

28 Josh Hawkins, CB, 2nd Year, East Carolina

- Was one of four 2016 undrafted free agents to play 10-plus games for the Packers as rookies.

- Saw action in 11 games in 2016, posting a pass defended on defense and four tackles on special teams.

- Appeared in all three postseason games and recorded a tackle on special teams.

2017 SEASON: Has played in six games with one start, seeing action on defense and special teams...Has registered nine tackles (seven solo) and four passes defended (No. 2 on the team).

►**Vs. Seattle (Sept. 10):** Inactive (healthy scratch).

►**At Atlanta (Sept. 17):** Appeared on four plays on special teams and one on defense.

►**Vs. Cincinnati (Sept. 24):** Played nine snaps on defense and 13 on special teams.

►**Vs. Chicago (Sept. 28):** Appeared on a career-high 40 plays on defense, recording seven tackles (five solo) and a career-best three passes defended...Broke up two passes on Chicago's opening drive of the second half, the first one a short pass from QB Mike Glennon to WR Markus Wheaton and the second a pass down the seam to WR Deonte Thompson on third down that forced the Bears to settle for a FG attempt that missed wide right by K Connor Barth...His third PD of the night came midway through the fourth quarter when he made a leaping breakup of a pass from Glennon intended for Thompson in the end zone.

►**At Dallas (Oct. 8):** Played 25 snaps on defense and nine on special teams...Got in front of WR Dez Bryant in the third quarter to break up a pass from QB Dak Prescott...Added two solo tackles.

►**At Minnesota (Oct. 15):** Made his first NFL start, opening the game at RCB with starting CBs Davon House (quadricep) and Kevin King (concussion) both sidelined...Led the secondary with a career-high nine tackles (eight solo) and added his first career forced fumble...Forced a fumble by WR Adam Thielen early in the third quarter after a short catch, a fumble that went out of bounds at the Minnesota 35.

►**Vs. New Orleans (Oct. 22):** Appeared on 17 plays on defense and three on special teams.

31 Davon House, CB, 7th Year, New Mexico State

- Spent the 2015-16 seasons with the Jacksonville Jaguars, starting 19 of 32 games played. In his first season in Jacksonville, set a franchise single-season record with 23 passes defended, ranking No. 3 in the NFL.
 - In 2015, set career highs in starts (15), tackles (60), solo tackles (49), passes defended (23) and interceptions (four).
 - Despite missing three regular-season games with a shoulder injury in 2014, his 11 passes defended tied for No. 4 on the Packers.
 - After seeing action in two games as a rookie (2011), appeared in 25 games for Green Bay between 2012-13, starting five games in each season.
- 2017 SEASON:** Has started all four games he has appeared in at LCB and has registered 17 tackles (13 solo), an interception and three passes defended.

►**Vs. Seattle (Sept. 10):** Started at LCB and played all 49 snaps, finishing with two tackles (one solo) and a tackle for a loss...On Seattle's first possession, fought off a block from TE Jimmy Graham to come up and tackle WR Doug Baldwin for a 3-yard loss on a lateral...Helped limit QB Russell Wilson to a 69.7 passer rating as he completed just 14 of 27 passes for 158 yards with no TDs.

►**At Atlanta (Sept. 17):** Started at LCB and played 49 of 58 snaps, departing the game in the fourth quarter due to a quadricep injury...Posted three tackles (all solo).

►**Vs. Cincinnati (Sept. 24):** Inactive (quadricep).

►**Vs. Chicago (Sept. 28):** Inactive (quadricep).

►**At Dallas (Oct. 8):** Started at LCB and appeared on 58 of 74 plays, finishing with four tackles (two solo) and a pass defended.

►**At Minnesota (Oct. 15):** Inactive (quadricep).

►**Vs. New Orleans (Oct. 22):** Started at LCB, appearing on 67 of 76 plays, and matched his career high with eight tackles (seven solo), an interception and a season-best two passes defended...Late in the first quarter, covered WR Michael Thomas down the sideline and picked off QB Drew Brees' pass intended for Thomas at the Green Bay 6...Early in the fourth quarter, got his right hand in to break up a Brees pass intended for WR Tommylee Lewis on third down to force the Saints to settle for a field goal.

7 Brett Hundley, QB, 3rd Year, UCLA

- Played in four regular-season games last season, completing 2 of 10 passes for 17 yards, and served as the No. 2 QB for the other 12 contests. Also saw action in one playoff game.
- Served as the No. 3 QB behind Aaron Rodgers and Scott Tolzien as a rookie in 2015 and was inactive for all 16 regular-season games and both playoff contests.
- Ranked No. 2 in the NFL with 630 passing yards in the 2015 preseason, completing 45 of 65 passes (69.2 percent) for seven TDs with one INT for a 129.6 passer rating (No. 3 in the NFL).

2017 SEASON: Has appeared in three games with one start and has completed 31 of 59 passes (52.5 percent) for 244 yards and a TD with four INTs for a 40.5 rating...Has rushed for 47 yards and a score on four attempts (11.8 avg.).

►**Vs. Chicago (Sept. 28):** Saw his first action of the season, taking over for QB Aaron Rodgers with just over six minutes remaining and the Packers holding a 35-14 lead...Played three snaps and completed one pass to TE Lance Kendricks for no gain.

►**At Minnesota (Oct. 15):** Saw the most significant action of his career to that point, coming in for an injured Rodgers (collarbone) on Green Bay's second series...Took 58 of 66 snaps, throwing for 157 yards and a TD with three INTs on 18-of-33 passing (54.5 percent)...Threw his first career TD pass, finding WR Davante Adams for a 14-yard TD on third down early in the second quarter...Stepped up in the pocket to avoid pressure and found a wide-open Adams near the Minnesota 5 before he took it in for the score...Late in the first half, connected with WR Jordy Nelson on a back-shoulder throw for 26 yards on third-and-6 to the Minnesota 8, setting up a Mason Crosby FG...Late in the fourth quarter, avoided pressure as he rolled to his left, finding Adams down the sideline for a 19-yard gain.

►**Vs. New Orleans (Oct. 22):** Made his first NFL start, taking over for an injured Rodgers, and completed 12 of 25 passes (48.0 percent) for 87 yards with an INT for a 39.9 rating...Rushed for 44 yards and a TD on three carries (14.7 avg)...Midway through the second quarter, scrambled down

the left sideline for a 14-yard TD, the first TD run of his career, breaking a tackle attempt by CB Ken Crawley near the pylon...Later in the second quarter, eluded pressure and took off for a 22-yard run down the middle of the field...Posted the highest rushing average by a Green Bay quarterback (min. three att.) since Bart Starr rushed for 48 yards on three carries (16.0 avg.) at Chicago on Oct. 31, 1965.

83 Jeff Janis, WR, 4th Year, Saginaw Valley State

- Played in all 16 games for the second straight season in 2016 and was one of only two players on the team (FB Aaron Ripkowski) to register both a rushing TD and a receiving TD.

• Posted a career-high 11 receptions for a career-best 93 yards (8.5 avg.) and a TD in '16.

• Recorded 20 tackles on special teams over the past two seasons, including a career-high 15 stops in 2015.

• Has registered a 26.3-yard average on 20 career kickoff returns, the fifth-best mark by a Packer with 20-plus returns.

2017 SEASON: Has played in all seven games, seeing time primarily on special teams...Has returned two kickoffs for 28 yards (14.0 avg.)...Has posted four tackles on special teams (No. 2 on the team).

►**Vs. Seattle (Sept. 10):** Played 19 snaps on special teams and three on offense...Served as the kickoff returner, but did not have any returns...Posted a tackle on special teams.

►**At Atlanta (Sept. 17):** Appeared on 19 plays on special teams and one on offense.

►**Vs. Cincinnati (Sept. 24):** Posted a tackle on special teams.

►**Vs. Chicago (Sept. 28):** Served as the kickoff returner and played one snap on offense.

►**At Dallas (Oct. 8):** Posted his first kickoff return of the season, a 17-yarder in the fourth quarter...Early in the fourth quarter, tackled WR Ryan Switzer for a 1-yard loss at the Dallas 12 on Justin Vogel's 59-yard punt.

►**At Minnesota (Oct. 15):** Had one kickoff return for 11 yards.

►**Vs. New Orleans (Oct. 22):** Appeared on 10 plays on special teams and recorded a tackle.

99 Ricky Jean Francois, DT, 9th Year, Louisiana State

- Played in 109 games with 35 starts during his first eight seasons, appearing in all 16 contests in six of those seasons. Recorded 236 tackles (128 solo), 12 sacks, nine passes defended, a forced fumble and a fumble recovery.

• After four seasons with the San Francisco 49ers (2009-12), who selected him in the seventh round (244th overall), he played two years with the Indianapolis Colts (2013-14) and two seasons with the Washington Redskins (2015-16).

• From 2011-15, he played for five consecutive division winners (2011-12 49ers, 2013-14 Colts, 2015 Redskins).

2017 SEASON: Has played in six games, seeing limited action on defense, and has posted three tackles (one solo), including a tackle for a loss...Was released by the team on Sept. 13, but was re-signed on Sept. 21.

►**Vs. Seattle (Sept. 10):** Appeared on six plays on defense.

►**At Atlanta (Sept. 17):** Was not with the team.

►**Vs. Cincinnati (Sept. 24):** Played 12 snaps on defense.

►**Vs. Chicago (Sept. 28):** Appeared on 23 plays and registered an assisted tackle.

►**At Dallas (Oct. 8):** Played seven snaps on defense and posted an assisted tackle.

►**At Minnesota (Oct. 15):** Appeared on seven plays on defense and posted a tackle for a loss.

►**Vs. New Orleans (Oct. 22):** Played five snaps on defense.

74 Ulrick John, T, 4th Year, Georgia State

- Started three games at RT for the Arizona Cardinals in 2016 before suffering a season-ending shoulder injury. Was on Arizona's practice squad for the first three games this season before signing with Green Bay.

• Entered the league as a seventh-round draft choice (232nd overall) with the Indianapolis Colts in 2014. Was on injured reserve with the Colts as a rookie in 2014 and spent time on their practice squad in 2015 before

signing with Miami in November, appearing in two games for the Dolphins that season.

2017 SEASON: Has played in one game...Dressed, but did not play, in three others...Was signed to Green Bay's 53-man roster from Arizona's practice squad on Sept. 26.

►**Vs. Chicago (Sept. 28):** Dressed, but did not play.

►**At Dallas (Oct. 8):** Dressed, but did not see any action.

►**At Minnesota (Oct. 15):** Played the final 32 snaps of the game at RT, taking over for an injured Bryan Bulaga (concussion) after Justin McCray moved over to LT for an injured David Bakhtiari (hamstring).

►**Vs. New Orleans (Oct. 22):** Dressed, but did not play.

33 Aaron Jones, RB, Rookie, Texas-El Paso

• Finished his career at UTEP ranked No. 1 in rushing yards (4,114) and 100-yard rushing games (17), No. 2 in rushing touchdowns (33) and all-purpose yards (4,760), and No. 3 in rushing attempts (658) and points (240).

• Ranked No. 4 in the country with 1,773 rushing yards in 2016, a total that also set the single-season school record at Texas-El Paso, and ranked No. 3 in the nation in rushing yards per game (147.8).

• Averaged 7.7 yards on 229 carries last season, the best mark in the country among players with 150-plus rushing attempts in 2016.

2017 SEASON: Has played in six games with two starts...Has posted a team-high 346 rushing yards and three TDs on 62 carries (5.6 avg.)...Ranks No. 3 in the NFL in rushing yards per attempt (min. 6.25 att./team game)...Has rushed for 17 first downs on 62 attempts, a 27.4 percentage that ranks No. 2 among NFL running backs behind only Falcons RB Devonta Freeman (29 of 103, 28.2 percent)...Since Week 5, ranks No. 6 in the league in rushing yards per game (99.0), tied for No. 3 in runs of 10-plus yards (eight) and No. 2 in rushing average (6.06)...Has registered two 125-yard rushing games, tied for the most in franchise history by a Green Bay rookie (John Brockington, 1971; Eddie Lacy, 2013)...Is tied for No. 2 in the NFL this season in 125-yard games behind only Steelers RB Le'Veon Bell (three)...Has added five receptions for 17 yards (3.4 avg.) and a tackle on special teams.

►**Vs. Seattle (Sept. 10):** Inactive (healthy scratch).

►**At Atlanta (Sept. 17):** Made his NFL debut, appearing on eight plays on special teams.

►**Vs. Cincinnati (Sept. 24):** Played 12 snaps on special teams.

►**Vs. Chicago (Sept. 28):** Saw the most significant action of his career with injuries to RBs Ty Montgomery and Jamaal Williams, appearing on 30 plays and rushing for 49 yards and a TD on 13 carries (3.8 avg.)...Following a 58-yard completion from QB Aaron Rodgers to WR Jordy Nelson in the second quarter, took a handoff from Rodgers and scored on a 2-yard run up the middle, his first touchdown in the NFL...Also posted a tackle on special teams.

►**At Dallas (Oct. 8):** With Montgomery (ribs) sidelined, made his first NFL start and rushed for 125 yards and a TD on 19 carries (6.6 avg.)...Became the first Green Bay rookie to record a 100-yard rushing game in his first career start since Samkon Gado (103 yards at Atlanta, Nov. 13, 2005)...Posted a career-high five carries of 10-plus yards and rushed for a career-best seven first downs...Late in the first half, made a diving reception near the sideline for a 9-yard gain to the Dallas 7 before taking it up the middle on the next play for a 7-yard TD run, his second straight game with a TD...Midway through the third quarter, had a career-long 22-yard run, first going left before cutting it back to the right as he took it down the middle of the field...On the Packers' game-winning drive, had a key 15-yard run to the Dallas 32, getting out of bounds to stop the clock with 39 seconds remaining.

►**At Minnesota (Oct. 15):** Led the team with 41 rushing yards on 13 attempts (3.2 avg.) in 43 snaps of action...Added a 1-yard reception.

►**Vs. New Orleans (Oct. 22):** Started for the second time on the season and led the team with a career-high 131 rushing yards and a TD on 17 carries (7.7 avg.), his second 100-yard rushing effort in three games...His 17 carries were the fewest by a Green Bay rookie with 125-plus rushing yards in a game...Posted the longest run by a Packer this season with his 46-yard TD run on the opening drive of the game, the longest rushing TD for Green Bay since RB James Starks' 65-yard TD run vs. San Diego on

Oct. 18, 2015...Racked up 70 rushing yards on four attempts (17.5 avg.) on Green Bay's first series, going up the middle untouched on the 46-yard score...Late in the third quarter, bounced a run out to the right and took it down the sideline for a 22-yard pickup.

27 Josh Jones, S, Rookie, North Carolina State

• Started 32 of 38 games played in three seasons at North Carolina State, finishing each season in the top five on the team in tackles (No. 5 in 2014, No. 3 in 2015 and No. 1 in 2016).

• Named honorable mention All-ACC as a junior after ranking No. 9 in the ACC with a career-best 109 tackles (62 solo). Was the first Wolfpack player since 2013 to eclipse the 100-tackle mark.

• As a redshirt freshman in 2014, recorded a career-best four interceptions that he returned for a career-high 37 yards. Ranked No. 2 in the ACC in interceptions among all players and No. 4 nationally among freshmen.

2017 SEASON: Has played in all seven games with one start (inside LB) and has posted 27 tackles (25 solo), four tackles for a loss, two sacks, two QB pressures, two QB hits and a pass defended...Also has registered two tackles on special teams, tied for No. 2 on the team.

►**Vs. Seattle (Sept. 10):** Played 21 snaps on special teams, tied with LB Kyler Fackrell for the most on the team, and posted a tackle.

►**At Atlanta (Sept. 17):** Saw the first action of his career on defense, appearing on 29 plays with S Kentrell Brice departing late in the second quarter due to a groin injury...Brought down RB Devonta Freeman for a 1-yard loss on a fourth-quarter run...Also played 25 snaps on special teams and registered a tackle.

►**Vs. Cincinnati (Sept. 24):** Made his first NFL start, opening at inside LB, and posted a career-high 11 tackles (10 solo), three tackles for a loss and two sacks...Became the first rookie defensive back in team history to record two sacks in a game...Midway through the first quarter, came unblocked off the left side to sack QB Andy Dalton for a 6-yard loss on third down to force a Cincinnati punt...In the second quarter, came up from his inside-LB spot to bring down RB Joe Mixon for a 1-yard loss on a run...Late in the third quarter, came off the right side and blew by TE Tyler Kroft to get to Dalton again on third down for an 8-yard sack, forcing the Bengals to settle for a FG attempt by K Randy Bullock that went wide right...On the opening drive of overtime, immediately brought down Kroft after he made a catch in the flat, stopping him for just a 1-yard gain on third-and-6 to force a Cincinnati punt.

►**Vs. Chicago (Sept. 28):** Appeared on 51 of 65 defensive plays and posted five tackles (all solo).

►**At Dallas (Oct. 8):** Played 38 snaps on defense and registered three tackles (all solo).

►**At Minnesota (Oct. 15):** Appeared on 30 plays on defense and 19 on special teams...Posted a solo tackle, two QB pressures, two QB hits and a pass defended...On the final play of the first half, broke up a Hail Mary pass in the end zone thrown by QB Case Keenum.

►**Vs. New Orleans (Oct. 22):** Played 52 snaps on defense, posting four tackles (all solo), and 20 snaps on special teams.

84 Lance Kendricks, TE, 7th Year, Wisconsin

• Started a career-high 16 games for the Los Angeles Rams in 2016 and posted a career-best 50 receptions for 499 yards (10.0 avg.) and two TDs, becoming just the fifth tight end in franchise history to register 50-plus catches in a season.

• Registered a career-high seven catches in back-to-back games last season (Weeks 7, 9), the first tight end in Rams history to record seven-plus receptions in consecutive games.

• Posted 17 TD catches during his six seasons with the Rams, the second most by a TE in franchise history behind only Damone Johnson (18, 1986-92).

• Has played in 100 of a possible 103 games during his career, appearing in all 16 contests three times and in 15 games each of the other three seasons.

2017 SEASON: Has played in all seven games with one start and has six receptions for 94 yards (15.7 avg.) and a TD...Has added three tackles on special teams, which is tied for No. 3 on the team.

►**Vs. Seattle (Sept. 10):** Appeared on 21 plays and caught two passes

for 18 yards (9.0 avg.).

►**At Atlanta (Sept. 17):** Played 13 snaps on offense and seven on special teams.

►**Vs. Cincinnati (Sept. 24):** Got his first start in a Green Bay uniform, opening the game as the Packers started two tight ends...Caught two passes for 52 yards (26.0 avg.) and a TD...On Green Bay's opening drive of the game, drew a 33-yard pass-interference penalty on CB Adam Jones that gave the Packers the ball at Cincinnati's 27...Capped the drive off with a 1-yard TD catch from QB Aaron Rodgers, his first TD as a Packer, freeing himself from DT Ryan Glasgow to make a wide-open catch in the end zone...On Green Bay's opening play of the second half, came back to make a catch from Rodgers at the Green Bay 43, spinning away from a tackle attempt by CB Dre Kirkpatrick and taking it down the middle of the field for a 51-yard gain to the Cincinnati 24, the second-longest catch of his career.

►**Vs. Chicago (Sept. 28):** Appeared on 18 plays and had one catch for no gain...Added a tackle on special teams, bringing down RB Tarik Cohen for a 2-yard loss on a second-quarter punt return.

►**At Dallas (Oct. 8):** Played 18 snaps on offense and had a 24-yard reception...On Green Bay's opening drive, found an opening down the seam to make a 24-yard grab to the Dallas 12, helping to set up Rodgers' 10-yard TD pass to WR Davante Adams two plays later.

►**At Minnesota (Oct. 15):** Appeared on six plays on offense and 12 on special teams...Brought down CB Marcus Sherels for a 5-yard loss at the Minnesota 18 on a second-quarter punt return.

►**Vs. New Orleans (Oct. 22):** Played 14 snaps on offense and 11 on special teams in his 100th career regular-season game...Posted a tackle on special teams.

20 Kevin King, CB, Rookie, Washington

• Started all 14 games at cornerback as a senior in 2016, earning honorable mention All-Pacific-12 recognition as he helped the Huskies to their first conference title since 2000 and their first College Football Playoff berth.

• Led the team with a career-high 15 passes defended in 2016, contributing to a defense that ranked No. 2 in the Pac-12 and No. 22 in the country in passing yards allowed per game (192.6).

• Earned honorable mention All-Pac-12 recognition as a junior in 2015, a season that saw him rank No. 2 on the team with a career-high three interceptions.

2017 SEASON: Has appeared in six games with four starts and has registered 21 tackles (14 solo), a tackle for a loss and three passes defended... Has posted a tackle on special teams.

►**Vs. Seattle (Sept. 10):** Appeared on six plays on defense and six on special teams...Recorded an assisted tackle and a pass defended in his NFL debut.

►**At Atlanta (Sept. 17):** Saw his most significant action as a pro, appearing on 46 of 58 snaps on defense and recording three tackles (two solo) and two passes defended...Late in the first half, broke up a QB Matt Ryan pass over the middle intended for WR Julio Jones...Late in the third quarter, came up to bring down RB Tevin Coleman for no gain on a pass in the flat.

►**Vs. Cincinnati (Sept. 24):** Started his first NFL game and played all 61 snaps, opening at RCB with CB Davon House (quadriple) sidelined and CB Damarious Randall starting in House's place at LCB...Registered a career-high seven tackles (six solo).

►**Vs. Chicago (Sept. 28):** Started at RCB and played 61 of 65 snaps, finishing with two tackles (both solo)...Added a tackle on special teams.

►**At Dallas (Oct. 8):** Started at RCB, but was forced to leave the game late in the first quarter after sustaining a concussion...On the Cowboys' opening play, came up to drill RB Ezekiel Elliott for a 4-yard loss on a swing pass...Finished with two tackles (both solo) in his limited action.

►**At Minnesota (Oct. 15):** Inactive (concussion).

►**Vs. New Orleans (Oct. 22):** Started at RCB and played 50 snaps, posting six tackles (two solo).

63 Corey Linsley, C, 4th Year, Ohio State

• Started at center in all 38 contests he has played in during his first three seasons in the NFL (2014-16).

• Part of an offense that averaged 26.8 points per game from 2014-16, No.

2 in the league over that span behind only New England (28.6 ppg).

• Started every game in 2014, becoming the first rookie center to open every game for the Packers since the league went to a 16-game schedule in 1978.

• Was named to the PFWA's All-Rookie team in '14, the first Green Bay center to be honored since its inception in 1974.

2017 SEASON: Has started all seven games at C...Has helped the offense rank No. 1 in red-zone scoring (73.9 percent), tied for No. 8 in first downs per game (20.6), and No. 9 in third-down conversions (42.4 percent).

►**Vs. Seattle (Sept. 10):** Started at C and played all 82 snaps, helping the offense rack up 26 first downs, the top mark by the Packers in a season opener since 2002 (29 vs. Atlanta), and a 39:13 time of possession, the best mark by Green Bay since Week 7 last season vs. Chicago (39:36)... Helped protect QB Aaron Rodgers as he threw for 311 yards and a TD on 28-of-42 passing.

►**At Atlanta (Sept. 17):** Started at C and played all 76 snaps, helping to protect Rodgers as he threw for 343 yards and two TDs on 33-of-50 passing.

►**Vs. Cincinnati (Sept. 24):** Started at C and played all 70 snaps, helping to block for Rodgers as he posted his franchise-record fifth consecutive 300-yard passing game with 313 yards and three TDs with one INT on 28-of-42 passing for a 102.6 passer rating.

►**Vs. Chicago (Sept. 28):** Started at C and played all 55 snaps, helping to block for Rodgers as he threw a season-high four TD passes on 18-of-26 passing for 179 yards.

►**At Dallas (Oct. 8):** Started at C and played all 60 snaps, helping the offense rack up a season-high 160 rushing yards on 25 carries (6.4 avg.), highlighted by a 125-yard effort from rookie RB Aaron Jones on 19 attempts (6.6 avg.)...It marked just the second time in the past 14 seasons (Week 15 at Chicago in 2016) that the Packers rushed for 160-plus yards on 25 or fewer carries...Also helped protect Rodgers as he threw three TD passes, his third straight game with three-plus TD passes.

►**At Minnesota (Oct. 15):** Started at C and played all 66 snaps, one of only two offensive linemen to appear on every play (G Jahri Evans).

►**Vs. New Orleans (Oct. 22):** Started at C and played all 55 snaps, helping the offense register a season-high 181 rushing yards and a season-best two rushing TDs on 24 carries (7.5 avg.), highlighted by Jones' season-best 131 yards and a TD on 17 attempts (7.7 avg.).

94 Dean Lowry, DE, 2nd Year, Northwestern

• Played in 15 games as a rookie and registered 14 tackles (eight solo), two sacks, three tackles for a loss, nine QB pressures and three QB hits.

• Posted sacks in back-to-back games, recording one in Week 13 vs. Houston and one in Week 14 vs. Seattle.

• Appeared in all three postseason contests and posted two tackles (one solo) and a QB pressure.

2017 SEASON: Has played in all seven games with six starts and has registered 11 tackles (five solo), two tackles for a loss, two QB pressures and four QB hits.

►**Vs. Seattle (Sept. 10):** Started and played 15 snaps on defense.

►**At Atlanta (Sept. 17):** Appeared on 34 plays on defense and posted three tackles (all assisted).

►**Vs. Cincinnati (Sept. 24):** Started and played 37 snaps, posting two tackles (both solo), including a tackle for a loss, and a pass defended... Stopped RB Joe Mixon for a 1-yard loss on a run on Cincinnati's opening drive of the game.

►**Vs. Chicago (Sept. 28):** Started and played a season-high 47 snaps, recording an assisted tackle and a QB hit.

►**At Dallas (Oct. 8):** Started and played 29 snaps, posting two tackles (one solo)...Chased down RB Ezekiel Elliott and tackled him near the sideline for no gain on a third-and-1 in the second quarter.

►**At Minnesota (Oct. 15):** Started and appeared on 34 plays, recording two tackles (one solo), two QB pressures and two QB hits.

►**Vs. New Orleans (Oct. 22):** Started and played 27 snaps on defense, posting a solo tackle and a QB hit...On the first play from scrimmage in the second half, fought off a block from G Josh LeRibeus to bring down RB Mark Ingram for a 2-yard loss on a run to the right.

50 Blake Martinez, LB, 2nd Year, Stanford

- Played in 13 games with nine starts at ILB as a rookie last season and ranked No. 5 on the team with 62 tackles (46 solo), a sack, four tackles for a loss, two QB hits, two QB pressures, an interception and five passes defended.

- Part of a run defense that ranked No. 8 in the league in rushing yards allowed per game (94.7) and No. 7 in runs of 10-plus yards allowed (37) in 2016.

- Appeared in all three postseason games with one start and recorded five tackles (four solo), including a tackle for a loss, and added a tackle on special teams.

2017 SEASON: Has started all seven games and has registered a team-high 72 tackles (54 solo), six tackles for a loss (tied for team lead), a sack, a fumble recovery, two QB pressures, two QB hits and four passes defended...Has added a tackle on special teams.

►**Vs. Seattle (Sept. 10):** Started and played 42 of 47 snaps, finishing with five tackles (three solo), including a tackle for a loss...Stopped RB C.J. Prosise for a 1-yard loss on a run late in the second quarter.

►**At Atlanta (Sept. 17):** Started and played 38 snaps, recording five tackles (all solo), a sack and two tackles for a loss...Late in the third quarter, came through untouched to bring down QB Matt Ryan for an 8-yard sack on third-and-4 to force the Falcons to settle for a FG...Late in the fourth quarter, came off the right side to bring down RB Devonta Freeman for a 1-yard loss on a run.

►**Vs. Cincinnati (Sept. 24):** Started and appeared on 47 of 61 snaps, leading the team with 12 tackles (six solo) and a tackle for a loss...On Cincinnati's opening play of overtime, came up to drill RB Joe Mixon for a 2-yard loss.

►**Vs. Chicago (Sept. 28):** Started and played 45 snaps, recording eight tackles (five solo) and the first fumble recovery of his career...On Chicago's second drive of the game, recovered a fumble by QB Mike Glennon at the Green Bay 24.

►**At Dallas (Oct. 8):** Started and played 70 of 74 snaps, leading the team with 13 tackles (10 solo)...Added two QB pressures, two QB hits and a pass defended...Late in the first quarter, fought off a block from FB Keith Smith to get to QB Dak Prescott and break up his pass intended for RB Ezekiel Elliott.

►**At Minnesota (Oct. 15):** Started and played 76 of 77 snaps, leading the team with 14 tackles (12 solo), including two for a loss, and a career-best three passes defended...Stopped RB Latavius Murray for a 1-yard loss on a first-quarter run...Late in the first quarter, came up to tackle RB Jerick McKinnon after he caught a swing pass on third-and-6, stopping him for no gain at the Green Bay 48 to force a Minnesota punt...With just over four minutes remaining in the second quarter, dropped back into coverage and deflected a QB Case Keenum pass that was intercepted by CB Damarious Randall at the Green Bay 48 and returned 10 yards to help set up a Mason Crosby FG...Early in the third quarter, came up the middle to trip up Murray for a 3-yard loss on a run.

►**Vs. New Orleans (Oct. 22):** Started and appeared on 75 of 76 snaps, pacing the team with 15 tackles (13 solo) as he set a new single-game career high for the third straight week...Added a tackle on special teams.

52 Clay Matthews, LB, 9th Year, Southern California

- Has earned six Pro Bowl selections in his eight-year career, two more than any Packers linebacker and tied with DE Reggie White for the second-most selections by a defensive player in team history, trailing only S Willie Wood (eight).

- Ranks No. 1 on the Packers' all-time list (since 1982) with 75.0 career sacks after surpassing DE Kaber Gbaja-Biamila (74.5) in Week 4 this season. Is tied for No. 1 in franchise history (since 1982) with four 10-sack seasons (White and Gbaja-Biamila).

- Became the first player in franchise history to earn Pro Bowl recognition in each of his first four seasons in the league (2009-12).

2017 SEASON: Has started all seven games and has posted 27 tackles (23 solo), a team-high seven tackles for a loss, 2.5 sacks, a fumble recovery, five QB hits and eight QB pressures.

►**Vs. Seattle (Sept. 10):** Started at LOLB and played 43 of 49 snaps, posting two tackles (both solo) and a QB pressure.

►**At Atlanta (Sept. 17):** Opened at LOLB and appeared on 52 of 58 plays, finishing with five tackles (all solo), 1.5 sacks, three tackles for a loss, three QB pressures and a QB hit...On Atlanta's second possession, came around on a stunt to get past T Ty Sambrailo on his way to a shared 11-yard sack of QB Matt Ryan with LB Joe Thomas...Early in the second quarter, blew past Sambrailo to team with DT Quinton Dial as they brought down RB Tevin Coleman for a 2-yard loss on a run...Later in the second quarter, shed a block from G Wes Schweitzer on his way to a 10-yard sack of Ryan on third down as the Falcons were forced to settle for a FG.

►**Vs. Cincinnati (Sept. 24):** Started at ROLB and played 49 of 61 snaps...Registered three tackles (all solo).

►**Vs. Chicago (Sept. 28):** Started at LOLB and appeared on 45 plays, finishing with three tackles (all solo), a sack, a forced fumble, a QB pressure and two QB hits...Became the all-time franchise leader in sacks (since 1982) on the Bears' first offensive play when he beat TE Dion Sims to get to QB Mike Glennon, punching the ball out on the sack, a fumble that was recovered by LB Jake Ryan at the Chicago 3 to set up a Green Bay TD...The sack was the 75th of his career as he moved past Gbaja-Biamila (74.5).

►**At Dallas (Oct. 8):** Started at ROLB and registered six tackles (five solo), a tackle for a loss and a pass defended...On the Cowboys' opening drive, fought off a block from T Tyron Smith to bring down RB Ezekiel Elliott for a 4-yard loss on a first-down run...Early in the fourth quarter, drilled TE Jason Witten to break up a short pass over the middle from QB Dak Prescott.

►**At Minnesota (Oct. 15):** Started at ROLB and played 65 snaps, finishing with two tackles (both solo), including a tackle for a loss, a fumble recovery and two QB hits...Early in the second quarter, scooped up a RB Jerick McKinnon fumble at the Green Bay 19, one that was forced by DT Kenny Clark, and returned it down the sideline 63 yards to the Minnesota 18, setting up a 14-yard TD pass from QB Brett Hundley to WR Davante Adams three plays later.

►**Vs. New Orleans (Oct. 22):** Started at LOLB and appeared on 57 snaps, posting six tackles (three solo), a tackle for a loss and a QB pressure...Early in the fourth quarter, blew by T Ryan Ramczyk to get into the backfield and tackle RB Mark Ingram for a 3-yard loss.

32 Devante Mays, RB, Rookie, Utah State

- Rushed for 1,225 yards and 12 TDs on 202 carries (6.1 avg.) in two seasons at Utah State (2015-16), appearing in 19 games with eight starts.

- Was limited to just six games as a senior in 2016 due to knee and ankle injuries, but rushed for a career-high 208 yards on just 18 carries (11.6 avg.) and matched his career best with three rushing TDs in the season opener vs. Weber State.

- Led the Aggies in rushing yards (966), rushing attempts (165) and rushing TDs (nine) as a junior in 2015, ranking third in the conference in yards per carry (5.9 avg.).

2017 SEASON: Has played in three games, seeing limited time on special teams.

►**Vs. Seattle (Sept. 10):** Appeared on one play on special teams in his NFL debut.

►**At Atlanta (Sept. 17):** Inactive (healthy scratch).

►**Vs. Cincinnati (Sept. 24):** Played 11 snaps on special teams.

►**Vs. Chicago (Sept. 28):** Inactive (healthy scratch).

►**At Dallas (Oct. 8):** Appeared on eight plays on special teams.

►**At Minnesota (Oct. 15):** Dressed, but did not play.

►**Vs. New Orleans (Oct. 22):** Inactive (healthy scratch).

64 Justin McCray, G, First Year, Central Florida

- Signed by Green Bay as a free agent on March 29, 2017. Entered the league as an undrafted free agent with the Tennessee Titans in 2014 and spent that season on Tennessee's practice squad.

- Played for the Orlando Predators of the Arena Football League in 2016.

- Appeared in 45 games with 32 starts in four seasons at Central Florida (2010-13), with 23 of the starts coming at RG.

2017 SEASON: Has played in all seven games with four starts (two at RT, two at LG)...Has helped the offense rank No. 1 in red-zone scoring (73.9 percent), tied for No. 8 in first downs per game (20.6) and No. 9 in third-down conversions (42.4 percent).

►**Vs. Seattle (Sept. 10):** Played five snaps on special teams in his NFL debut.

►**At Atlanta (Sept. 17):** Made his first career NFL start, opening at RT in place of an injured Bryan Bulaga (ankle) with T Kyle Murphy starting at LT in place of David Bakhtiari (hamstring)...Played all 76 snaps, helping to protect QB Aaron Rodgers as he threw for 343 yards and two TDs on 33-of-50 passing.

►**Vs. Cincinnati (Sept. 24):** Played 25 snaps on offense, appearing on two plays at LG in place of an injured Lane Taylor late in the first half and then the final 23 snaps of the game at RT in place of an injured Bulaga (ankle).

►**Vs. Chicago (Sept. 28):** Started at RT in place of Bulaga (ankle) and played all 55 snaps, helping to block for Rodgers as he threw a season-high four TD passes on 18-of-26 passing for 179 yards.

►**At Dallas (Oct. 8):** Started at LG with Lane Taylor sliding over to start at LT in place of Bakhtiari (hamstring)...Played all 60 snaps and helped the offense rack up a season-high 160 rushing yards on 25 carries (6.4 avg.), highlighted by a 125-yard effort from rookie RB Aaron Jones on 19 attempts (6.6 avg.)...It marked just the second time in the past 14 seasons (Week 15 at Chicago in 2016) that the Packers rushed for 160-plus yards on 25 or fewer carries...Also helped protect Rodgers as he threw three TD passes, his third straight game with three-plus TD passes.

►**At Minnesota (Oct. 15):** Did not start, but played 51 of 66 snaps in reserve duty, appearing at three different positions on the offensive line... Took over at LG for an injured Taylor (knee/ankle) early in the second quarter before kicking out to RT for an injured Bulaga (concussion) for the third quarter...Moved to LT for the fourth quarter in place of an injured David Bakhtiari (hamstring).

►**Vs. New Orleans (Oct. 22):** Started at LG in place of an injured Taylor (ankle) and played all 55 snaps...Helped the offense register a season-high 181 rushing yards and a season-best two rushing TDs on 24 carries (7.5 avg.), highlighted by Jones' season-best 131 yards and a TD on 17 attempts (7.7 avg.).

88 Ty Montgomery, RB, 3rd Year, Stanford

• Made the transition from WR to RB last season, appearing in 15 games with six starts and leading the team with 457 rushing yards and three TDs on just 77 carries (5.9 avg.).

• Among NFL running backs with 75-plus carries, ranked No. 1 in the league in 2016 with an average of 5.94 yards per carry. That average also ranks No. 2 in franchise single-season history (min. 75 att.) behind only QB Tobin Rote's 6.88-yard average in 1951 (76-523).

• Was the only player in the NFL last season with 75-plus rushing attempts, 40-plus receptions and 15-plus kickoff returns, also becoming the first player in team history to eclipse each of those marks in a single season.

• Rushed for a career-high 162 yards and two TDs on just 16 carries (10.1 avg.) last season at Chicago in Week 15, the best yardage output by a Packer since RB Samkon Gado ran for 171 yards vs. Detroit on Dec. 11, 2005.

2017 SEASON: Has played in six games with five starts and has rushed for 186 yards and two TDs on 60 carries (3.1 avg.)...Has also posted 20 receptions for 141 yards (7.1 avg.) and a TD.

►**Vs. Seattle (Sept. 10):** Started and posted a career-high 19 carries for 54 yards (2.8 avg.) and a TD...Scored on a 6-yard run early in the third quarter, giving Green Bay a 7-3 lead that it would not relinquish...Added four receptions for 39 yards (9.8 avg.), including a 20-yard reception early in the fourth quarter...Caught a swing pass from QB Aaron Rodgers, made CB Justin Coleman miss and then broke a tackle by S Earl Thomas to pick up extra yardage to the Seattle 44.

►**At Atlanta (Sept. 17):** Rushed for 35 yards and a TD on 10 carries (3.5 avg.), his second straight game with a rushing TD, and added 75 yards and a TD on six receptions (12.5 avg.)...It marked the first time in his career that he posted a rushing TD and a receiving TD in the same game, and he became the first Packer to do so since RB James Starks (vs. Dallas, Dec. 13, 2015)...Became the first Packer to record 75-plus yards receiving, a receiving TD and a rushing TD in the same game since RB Dorsey Levens (92 receiving yards, one receiving TD, two rushing TDs) at Indianapolis on Nov. 16, 1997...On Green Bay's opening drive, came out of the slot to

catch a quick pass from Rodgers in the flat, taking it down the sideline for a 23-yard gain to the Atlanta 2...Two plays later, took it in for a 1-yard run off left end to even the game at 7...In the fourth quarter, caught a quick pass from Rodgers, made LB De'Vondre Campbell miss and then took it down the sideline for a 23-yard gain to the Green Bay 38...Would cap the drive off with a 1-yard TD catch on a shovel pass from Rodgers, the 300th career TD pass of Rodgers' career.

►**Vs. Cincinnati (Sept. 24):** Led the team with 35 rushing yards on 12 carries (2.9 avg.) and paced the team with eight receptions for 15 yards (1.9 avg.).

►**Vs. Chicago (Sept. 28):** Started and rushed for 28 yards on five carries (5.6 avg.) on the opening drive, but was forced to leave the game after just five snaps due to a rib injury and did not return.

►**At Dallas (Oct. 8):** Inactive (ribs).

►**At Minnesota (Oct. 15):** Returned to the starting lineup and rushed for 28 yards on 10 carries (2.8 avg.), adding a 3-yard reception.

►**Vs. New Orleans (Oct. 22):** Rushed for 6 yards on four carries (1.5 avg.) and posted a 9-yard reception.

68 Kyle Murphy, T, 2nd Year, Stanford

• Played in three games as a rookie in 2016, seeing limited action at right guard and as an extra lineman.

• Dressed and did not play in one other game last season and was inactive for the other 12 contests (healthy scratch). Also was inactive for all three postseason games.

2017 SEASON: Started the first three games of the season, opening two at LT and one at RT...Was placed on injured reserve (foot) on Sept. 26.

►**Vs. Seattle (Sept. 10):** Made his first career start in the NFL, opening at RT in place of an injured Bryan Bulaga (ankle)...Played all 82 snaps, helping the offense rack up 26 first downs, the top mark by the Packers in a season opener since 2002 (29 vs. Atlanta), and a 39:13 time of possession, the best mark by Green Bay since Week 7 last season vs. Chicago (39:36)...Helped protect QB Aaron Rodgers as he threw for 311 yards and a TD on 28-of-42 passing.

►**At Atlanta (Sept. 17):** Started for the second straight week, making his first career start at LT as he opened in place of injured David Bakhtiari (hamstring)...Played all 76 snaps, helping to protect Rodgers as he threw for 343 yards and two TDs on 33-of-50 passing.

►**Vs. Cincinnati (Sept. 24):** Started for the third straight game, opening at LT in place of an injured Bakhtiari (hamstring)...Helped to block for Rodgers as he posted his franchise-record fifth consecutive 300-yard passing game with 313 yards and three TDs with one INT on 28-of-42 passing for a 102.6 passer rating.

87 Jordy Nelson, WR, 10th Year, Kansas State

• Returned to action last season after missing the entire 2015 campaign (knee), catching 97 passes for 1,257 yards (13.0 avg.) and a league-leading 14 TDs on his way to winning the NFL Comeback Player of the Year from *The Associated Press*, the first Packer to earn the honor.

• Ranks No. 4 in franchise history in receptions (523), No. 5 in receiving yards (7,669), No. 2 in TD receptions (69) and No. 3 in 100-yard receiving games (25).

• Is one of only two players in franchise history (WR Sterling Sharpe, 1992-94) to register three straight seasons with 85-plus receptions (2013-14, 2016).

• Is the only player in team annals to record three seasons with 13-plus TD receptions (2011, 2014, 2016) and is the only active player in the league to do so.

• Has posted 1,250-plus receiving yards and 13-plus TD catches in the same season three times in his career (2011, 2014, 2016), the fourth most in NFL history behind only Jerry Rice (six), Randy Moss (five) and Terrell Owens (four).

• Ranks No. 2 in the NFL with 63 TD receptions since 2011 despite missing the entire 2015 season due to injury. Has posted 15 games with two or more TD catches since 2011, No. 1 in the league over that span.

2017 SEASON: Has started all seven games and has 26 receptions for 303 yards (11.7 avg.) and six TDs...Is tied for No. 3 in the NFL in TD catches and is tied for No. 2 in the league in red-zone TD receptions with five.

►**Vs. Seattle (Sept. 10):** Started and played 76 of 82 snaps, posting seven receptions for 79 yards (11.3 avg.) and a TD...Late in the third quarter, came out of the slot and got past LB Bobby Wagner and S Earl Thomas to make a 32-yard TD grab down the middle of the field on a free play for the Packers (12 men on the field for Seattle)...Posted his 500th career reception (1-yard reception in the second quarter), becoming just the fourth player in franchise history (Donald Driver, Sharpe, James Lofton) to reach that mark...Registered six-plus catches in his seventh consecutive regular-season game, a career high and the longest by a Packer since Sharpe's 13-game streak in 1993-94.

►**At Atlanta (Sept. 17):** Started, but departed the game after just seven snaps due to a quadriceps injury, and did not return.

►**Vs. Cincinnati (Sept. 24):** Started and played 67 of 70 snaps, posting six receptions for 52 yards (8.7 avg.) and two TDs...With the two TD grabs, moved past Sharpe (65) for No. 2 on the all-time franchise list for TD catches...His first TD grab came on the opening drive of the third quarter, a 1-yard catch from a scrambling Rodgers...His second TD came with 17 seconds remaining, a 3-yarder from Rodgers near the pylon as he made the diving catch with CB Dre Kirkpatrick in coverage.

►**Vs. Chicago (Sept. 28):** Started and played 51 of 55 snaps, leading the team with 75 receiving yards and two TDs on four catches (18.8 avg.)... It marked his second straight game with two TD receptions, only the third time in his career that he had accomplished that feat (Weeks 10-11, 16-17 in 2011)...In the second quarter, beat DB Marcus Cooper Sr. down the seam to make a leaping 58-yard reception in the middle of the field, hauling the ball in at the Chicago 16 before taking it down the sideline to the 2-yard line to set up RB Aaron Jones' TD run on the next play...Late in the third quarter, caught a quick pass from Rodgers in the flat and took it in untouched for the 4-yard TD...On the first play of the fourth quarter, came out of the slot on third down to make a wide-open catch in the back corner of the end zone for an 8-yard TD.

►**At Dallas (Oct. 8):** Started and played 49 snaps, posting a TD catch for the third straight game...On the opening play of the fourth quarter, made a wide-open 10-yard catch in the middle of the end zone on a play-action pass from Rodgers.

►**At Minnesota (Oct. 15):** Started and played 61 of 66 snaps, finishing with a team-high six catches for a team-best 60 receiving yards (10.0 avg.)...Late in the first half, made a 26-yard grab near the sideline on a back-shoulder throw with CB Trae Waynes in coverage, helping to set up a Mason Crosby FG.

►**Vs. New Orleans (Oct. 22):** Started and appeared on 51 of 55 plays, posting a 13-yard reception.

98 Chris Odom, LB, Rookie, Arkansas State

• Was claimed off waivers from the Atlanta Falcons in September 2017. Was originally signed by Atlanta as an undrafted free agent in May 2017.
• Earned first-team All-Sun Belt recognition as a senior in 2016 after registering 53 tackles (28 solo), 12.5 sacks, 17.5 tackles for a loss and four forced fumbles.

2017 SEASON: Has played in five games, seeing time on defense and special teams...Has recorded five tackles (two solo) and a QB pressure on defense.

►**Vs. Seattle (Sept. 10):** Appeared on one play on special teams in his NFL debut.

►**At Atlanta (Sept. 17):** Was active, but did not see any action.

►**Vs. Cincinnati (Sept. 24):** Saw the first defensive action of his NFL career, appearing on eight plays and posting two tackles (one solo) and a QB pressure.

►**Vs. Chicago (Sept. 28):** Appeared on eight plays on defense and five on special teams.

►**At Dallas (Oct. 8):** Inactive (healthy scratch).

►**At Minnesota (Oct. 15):** Appeared on one play on defense.

►**Vs. New Orleans (Oct. 22):** Played a season-high 21 snaps on defense, posting a season-best three tackles (one solo).

77 Adam Pankey, G/T, Rookie, West Virginia

• Signed with the Packers as an undrafted free agent in May 2017 after playing in 45 games with 36 starts in four seasons at West Virginia.

• Earned second-team All-Big 12 honors as a senior in 2016, blocking for an offense that gained 6,312 yards, including 2,969 rushing yards on 574 attempts (5.2 avg.), and ranked No. 2 in the conference in sacks allowed.

2017 SEASON: Has dressed, but did not see any action, in three games, and has been inactive for three contests...Spent the first week of the season on the team's practice squad before being signed to the 53-man roster on Sept. 13.

►**At Atlanta (Sept. 17):** Dressed, but did not play.

►**Vs. Cincinnati (Sept. 24):** Dressed, but did not see any action.

►**Vs. Chicago (Sept. 28):** Was active, but did not see any action.

►**At Dallas (Oct. 8):** Inactive (healthy scratch).

►**At Minnesota (Oct. 15):** Inactive (healthy scratch).

►**Vs. New Orleans (Oct. 22):** Inactive (healthy scratch).

62 Lucas Patrick, G, First Year, Duke

• Spent the entire 2016 on Green Bay's practice squad after originally signing with the team as an undrafted free agent in June 2016.

• Lettered four years at Duke, seeing action in 44 games with 26 starts. Finished out his career with 21 consecutive starts at LG.

2017 SEASON: Has played in six games with one start, seeing action on offense and special teams.

►**Vs. Seattle (Sept. 10):** Inactive (healthy scratch).

►**At Atlanta (Sept. 17):** Played seven snaps on special teams.

►**Vs. Cincinnati (Sept. 24):** Appeared on five plays on special teams.

►**Vs. Chicago (Sept. 28):** Made his first NFL start, opening at LG with G Lane Taylor shifting to LT in place of an injured David Bakhtiari (hamstring)...Played all 55 snaps and helped to block for Rodgers as he threw a season-high four TD passes on 18-of-26 passing for 179 yards.

►**At Dallas (Oct. 8):** Appeared on five plays on special teams.

►**At Minnesota (Oct. 15):** Played LG for the second half (38 snaps) in place of an injured Taylor (knee/ankle) and after Justin McCray moved to RT in place of an injured Bryan Bulaga (concussion).

►**Vs. New Orleans (Oct. 22):** Appeared on four plays on special teams.

59 Taybor Pepper, LS, Rookie, Michigan State

• Was with the Packers during the offseason in 2017 and also spent time with the Baltimore Ravens during the 2017 preseason.

• Served as the long snapper at Michigan State for four seasons (2012-15), appearing in 54 career games with the Spartans.

2017 SEASON: Has played in four games...Was signed by Green Bay on Sept. 25.

►**Vs. Chicago (Sept. 28):** Made his NFL debut, snapping for Mason Crosby's five extra points and Justin Vogel's five punts.

►**At Dallas (Oct. 8):** Handled snapping duties for all punts and placements.

►**At Minnesota (Oct. 15):** Snapped for Crosby's 26-yard FG and for Vogel's six punts, including his career-high four inside the 20.

►**Vs. New Orleans (Oct. 22):** Snapped for Crosby's 46-yard FG and Vogel's five punts (46.2-yard net, 47.6-yard gross).

53 Nick Perry, LB, 6th Year, Southern California

• Appeared in 14 games with 12 starts in 2016 and led the team with a career-high 11 sacks, which was tied for No. 8 in the NFL. Also posted a career-best 60 tackles (43 solo), 15 QB hits (No. 2 on the team), four passes defended and the first INT of his career.

• Has registered a two-sack game in each of the last four seasons (2013-2016), the only Packer to do so over that span.

• His seven career postseason sacks rank No. 3 in franchise history (since 1982) behind LB Clay Matthews (11) and DE Reggie White (eight). Since entering the league in 2012, Perry's seven postseason sacks are the most in the NFL over that span.

• Tied the franchise record for sacks in a single postseason (Matthews, 2010) with 3.5 in the 2015 playoffs.

2017 SEASON: Has played in six games with five starts and has posted 24 tackles (14 solo), a team-high 3.5 sacks, a forced fumble, a fumble

recovery, a team-high nine QB hits, a team-best 11 QB pressures and a pass defended.

►**Vs. Seattle (Sept. 10):** Started at ROLB and played 42 of 49 snaps, recording seven tackles (three solo), two tackles for a loss, 1.5 sacks, a pass defended, six QB pressures and four QB hits...It marked his third straight regular-season game with at least one sack and gave him 4.5 sacks over his past three games...On Seattle's third play from scrimmage, knocked back LT Rees Odhiambo to get to QB Russell Wilson as he brought him down for a 6-yard sack on third down...Beat Odhiambo on Seattle's opening play of the second half as he teamed with DT Mike Daniels to sack Wilson for a 10-yard loss.

►**At Atlanta (Sept. 17):** Started at ROLB and appeared on 53 of 58 snaps, finishing with four tackles (three solo), three QB hits and two QB pressures.

►**Vs. Cincinnati (Sept. 24):** Inactive (hand).

►**Vs. Chicago (Sept. 28):** Saw 33 snaps of action, playing with a club on his injured hand, and posted four tackles (three solo), a QB hit and a QB pressure.

►**At Dallas (Oct. 8):** Started at LOLB and appeared on 48 plays, finishing with three tackles (two solo), a sack, a forced fumble, a fumble recovery, two QB pressures and a QB hit...On the final play of the first half, beat T Tyron Smith to sack QB Dak Prescott and force a fumble, one that was recovered by the Cowboys...Was credited with a fumble recovery on the final play of the game when he picked up a lateral thrown by TE Jason Witten.

►**At Minnesota (Oct. 15):** Started at LOLB, appearing on 57 snaps and posting three tackles (one solo).

►**Vs. New Orleans (Oct. 22):** Started at ROLB and registered three tackles (two solo) and a sack...Late in the first half, bowled over T Terron Armstead and drilled QB Drew Brees for a 7-yard sack.

41 Lenzy Pipkins, CB, Rookie, Oklahoma State

• Signed by Green Bay as an undrafted free agent in May 2017.

• Played in 47 games with 22 starts over four seasons at Oklahoma State (2016) and Louisiana-Monroe (2013-15).

2017 SEASON: Has played in three games, seeing time on defense and special teams...Has posted eight tackles (four solo), including a tackle for a loss, on defense and a tackle on special teams.

►**Vs. Seattle (Sept. 10):** Inactive (healthy scratch).

►**At Atlanta (Sept. 17):** Inactive (healthy scratch).

►**Vs. Cincinnati (Sept. 24):** Made his NFL debut, appearing on 17 plays on special teams.

►**Vs. Chicago (Sept. 28):** Inactive (healthy scratch).

►**At Dallas (Oct. 8):** Inactive (healthy scratch).

►**At Minnesota (Oct. 15):** Saw the most significant action of his career, appearing on 46 plays on defense with several injuries in the secondary...Registered eight tackles (four solo), including a tackle for a loss...Midway through the fourth quarter, came up to tackle RB Jerick McKinnon for a 6-yard loss at the Minnesota 10 on a swing pass from QB Case Keenum...Added a tackle on special teams.

►**Vs. New Orleans (Oct. 22):** Appeared on five plays on special teams.

23 Damarious Randall, CB, 3rd Year, Arizona State

• Saw action in 10 games with nine starts in 2016 and was tied for No. 2 on the team with three interceptions. Ranked No. 11 in the league with 91 return yards on his INTs.

• Played in 15 games with nine starts (six at LCB, two at RCB, one in the slot) in 2015 and tied for the team lead and No. 2 among NFL rookies with three interceptions, including one he returned for a TD. Finished with a team-best 16 passes defended.

• Named the NFL's Defensive Rookie of the Month for November 2015, joining CB Casey Hayward (October 2012) as the only Green Bay defensive backs to win the award.

2017 SEASON: Has played in seven games with five starts (two at RCB, three at LCB) and has posted 30 tackles (25 solo), a team-high three interceptions and five passes defended (tied for team lead)...Is tied for No. 3 in the NFL in interceptions...Has posted three-plus INTs in each of his first three seasons (2015-17), one of only six players in franchise history (since

1940) to do so and the first since CB Tim Lewis (1983-85).

►**Vs. Seattle (Sept. 10):** Started at RCB and played 40 of 49 snaps, finishing with seven tackles (all solo) and a pass defended...In the third quarter on second-and-goal at the Green Bay 3, broke up a QB Russell Wilson pass in the flat intended for WR Paul Richardson...Helped limit Wilson to a 69.7 passer rating as he completed just 14 of 27 passes for 158 yards with no TDs.

►**At Atlanta (Sept. 17):** Opened at RCB and appeared on 28 plays, posting three tackles (two solo).

►**Vs. Cincinnati (Sept. 24):** Started at LCB and played 52 of 61 snaps, recording five tackles (four solo) with a tackle for a loss...Late in the first quarter, came up to bring down RB Joe Mixon for a 6-yard loss on a run.

►**Vs. Chicago (Sept. 28):** Started at LCB and played 29 snaps, posting five tackles (all solo), including a tackle for a loss...Came up to knock RB Tarik Cohen out of bounds for a 1-yard loss on a run late in the first quarter.

►**At Dallas (Oct. 8):** Played 60 of 74 snaps, posting three tackles (one solo), an interception and two passes defended...Early in the fourth quarter, intercepted a QB Dak Prescott pass that went off the hands of WR Terrance Williams at the Dallas 21, returning the pick 21 yards for the TD to give the Packers a 28-24 lead...It was the second INT return for a TD in his career and the first for Green Bay since his 43-yard return for a TD at Oakland on Dec. 20, 2015...On the Cowboys' next drive, broke up a deep pass down the sideline from Prescott intended for Williams.

►**At Minnesota (Oct. 15):** Started at LCB and appeared on 59 plays, posting five tackles (four solo) and an interception...Registered an INT for the second straight game, the second time he has done so in his career (Weeks 8-9, 2015), as he picked off a QB Case Keenum pass late in the second quarter that had been deflected by LB Blake Martinez...Made the interception at the Green Bay 48 and returned it 10 yards to help set up a Mason Crosby FG.

►**Vs. New Orleans (Oct. 22):** Played 48 snaps and registered two tackles (both solo) and an INT...On the Saints' opening drive, covered WR Brandon Coleman down the seam and came underneath him to intercept QB Drew Brees' pass intended for Coleman in the end zone, marking the third straight game Randall had posted an INT...Became the first Packer to register an INT in three consecutive games since CB Casey Hayward in 2012 (Weeks 5-7).

22 Aaron Ripkowski, FB, 3rd Year, Oklahoma

• Appeared in all 16 contests with eight starts in 2016, rushing for 150 yards and two TDs on 34 carries (3.6 avg.) with nine receptions for 46 yards (5.1 avg.) and a TD.

• Was named a Pro Bowl alternate in 2016 and was one of only two Packers (WR Jeff Janis) to post a rushing TD and a receiving TD last season.

• Played in 15 games as a rookie in 2015, seeing action primarily on special teams, and posted nine tackles (tied for No. 4 on the team). Was tied with CB Damarious Randall (15) for the most games played by a Green Bay rookie in '15.

2017 SEASON: Has played in all seven games, seeing time on offense and special teams...Has rushed for 6 yards on two carries (3.0 avg.) and has three receptions for 8 yards (2.7 avg.)...Also has registered two tackles on special teams.

►**Vs. Seattle (Sept. 10):** Played 22 snaps on offense and 13 on special teams.

►**At Atlanta (Sept. 17):** Appeared on eight plays on offense, posting a 2-yard reception, and 10 plays on special teams, recording a tackle.

►**Vs. Cincinnati (Sept. 24):** Played three snaps on offense and 11 on special teams.

►**Vs. Chicago (Sept. 28):** Appeared on 13 plays on offense and nine on special teams...Had a 4-yard carry and a 6-yard reception and also made a tackle on special teams.

►**At Dallas (Oct. 8):** Had a 2-yard carry in seven snaps of action on offense...Also appeared on 16 plays on special teams.

►**At Minnesota (Oct. 15):** Played 13 snaps on offense and 15 on special teams...Had one reception for no gain.

►**Vs. New Orleans (Oct. 22):** Appeared on 14 plays on offense and 11 on special teams.

12 Aaron Rodgers, QB, 13th Year, California

- Ranks No. 1 in NFL history (min. 1,500 attempts) in career passer rating (104.1), interception percentage (1.55) and TD/INT ratio (4.13, 310/75).
- Has posted six seasons (2009, 2011-12, 2014-16) with 500-plus passing attempts and eight or fewer INTs, the most in NFL history ahead of Patriots QB Tom Brady (three) and nine QBs (one).
- Has been named the NFL's Most Valuable Player by *The Associated Press* twice in his career (2011, 2014), one of only eight players in league history to win the award multiple times.
- Is the only quarterback in league history to record a 100-plus passer rating in six consecutive seasons (2009-14), with no other QB doing so in more than four straight seasons. Has posted a 100-plus rating in seven seasons (2009-14, 2016), the most in NFL annals.
- Is one of only four QBs in NFL annals with 35,000-plus passing yards and 2,500-plus rushing yards (Fran Tarkenton, John Elway, Donovan McNabb).
- Is the lone QB in NFL history to throw 40-plus TD passes with seven or fewer INTs in a season, having done it twice in his career (45/6 in 2011, 40/7 in 2016).
- In 141 career regular-season starts (since 2008), has posted 52 games with 300-plus passing yards (No. 3 in the NFL over that span), 82 without an interception (No. 1, min. 15 attempts) and 78 with a 100-plus passer rating (No. 2).
- Has been selected to the Pro Bowl in six of the last eight seasons (2009, 2011-12, 2014-16).
- In the franchise record books, holds seven of the top eight single-season marks for passer rating (2009-14, 2016), four of the top six for passing TDs (2011-12, 2014, 2016), six of the top seven for completion percentage (2010-14, 2016) and four of the top six for passing yards (2009, 2011, 2014, 2016).

2017 SEASON: Has completed 128 of 193 passes (66.7 percent) for 1,385 yards and 13 TDs with three INTs for a 103.2 passer rating... Through Week 6, was tied for No. 2 in the league in TD passes and ranked No. 2 in TD percentage (6.7)...Has posted a 120.4 passer rating in the second half/OT, connecting on 73 of 106 passes (68.9 percent) for nine TDs and no INTs...Has added 83 rushing yards on 18 carries (4.6 avg.)... Was placed on injured reserve on Oct. 20 (collarbone).

►**Vs. Seattle (Sept. 10):** Threw for 311 yards and a TD with one INT on 28-of-42 passing for an 86.5 rating...It marked his fifth 300-yard passing game in his last seven home openers...Dating back to last season, it also marked his third straight 300-yard passing effort, which is tied for the second-longest streak in team history behind his own streak of four games in 2011...Was his 50th career 300-yard passing game, second in franchise history to only Brett Favre (55)...Late in the third quarter, found WR Jordy Nelson for a 32-yard TD pass down the middle of the field on a free play for the Packers (12 men on the field for Seattle)...Completed 6 of 9 passes on third down for 109 yards and a TD for a 145.1 passer rating...Added 21 rushing yards on seven carries (3.0 avg.)...Saw his streak of consecutive attempts without an INT end at 251, the second-longest streak in franchise history behind only QB Bart Starr (294, 1964-65).

►**At Atlanta (Sept. 17):** Connected on 33 of 50 passes for 343 yards and two TDs with one INT for a 90.7 passer rating...Threw his 300th career TD pass, a 1-yard left-handed shovel pass to RB Ty Montgomery in the fourth quarter, to become the fastest to 300 TD passes in league history by doing so on his 4,742nd career attempt (Peyton Manning, 5,306 attempts) and in his 144th career game (Manning and Dan Marino, 157 games)... Also set the NFL mark for the fewest career INTs at the time of his 300th TD pass with 74, easily besting the previous mark of 115 INTs by Brady... Became just the 11th QB in NFL history to throw 300-plus TD passes as he moved into a tie for No. 10 in league history with John Elway (300)...Dating back to last season, it marked his fourth straight game with 27-plus completions, tied with Favre (Weeks 2-5, 2007) for the longest streak in team history...Earlier in the fourth quarter, found WR Davante Adams down the left sideline for a 33-yard TD on fourth-and-7...Registered his fourth straight 300-yard passing game, which tied the franchise mark he set in 2011...Posted his 11th multi-TD passing game in his last 13 contests.

►**Vs. Cincinnati (Sept. 24):** Posted his fifth consecutive 300-yard passing game, a franchise record as he surpassed his own mark of four straight games in 2011...Connected on 28 of 42 passes for 313 yards and

three TDs with one INT for a 102.6 rating...Has now posted 300-plus passing yards in each of the first three games of the season for the first time in his career...It marked his fifth straight game with 27-plus completions, a franchise record as he bested Favre's mark of four straight in 2007 (Weeks 2-5)...Posted a 122.5 passer rating in the second half/OT, completing 19 of 27 passes for 240 yards and two TDs with no INTs...Posted his first career win against the Bengals, giving him a victory against all 31 other teams in the league...His first TD pass came on the opening drive, a 1-yard throw to a wide-open TE Lance Kendricks off a play-action fake...Threw two TD passes to WR Jordy Nelson, with the second one capping off a 12-play, 75-yard drive that tied the game at 24 and sent it to overtime...Completed nine passes on the game-tying drive, rolling out to his right on the TD to Nelson as he completed the pass near the pylon just past the outstretched arms of CB Dre Kirkpatrick...On the offense's opening drive in overtime, drew DE Michael Johnson offside on third down, giving the Packers a free play as he found WR Geronimo Allison down the sideline near the Cincinnati 45 before Allison cut it back and took it down the field for a 72-yard gain to the 7-yard line to set up K Mason Crosby's game-winning 27-yard FG two plays later...Added 23 rushing yards on four attempts (5.8 avg.).

►**Vs. Chicago (Sept. 28):** Threw four TD passes with no INTs on 18-of-26 passing for 179 yards and a 128.0 passer rating...It marked his fourth career game against the Bears with four-plus TD passes and zero INTs, one of two opponents he has done that against (Minnesota, four games)... According to the Elias Sports Bureau, he joined Brady (five games vs. Buffalo) as the only QBs in league history to have four or more games with four-plus TD passes/zero INTs vs. the same opponent...Joined QB Fran Tarkenton as the only QBs in NFL history to record four games with four-plus TD passes vs. Chicago...Threw two TD passes in the opening 6:04 of the game, the quickest he had thrown two TD passes in his career... Found Adams for a 5-yard score on the Packers' opening drive and then connected with WR Randall Cobb for a 2-yard TD less than a minute later after a Green Bay takeaway...His final two TD passes came to Nelson, a 4-yarder late in the third quarter and then an 8-yard TD early in the fourth.

►**At Dallas (Oct. 8):** Threw for 221 yards and three TDs on 19-of-29 passing (65.5 percent), his third straight game with three-plus TD passes... Helped lead the Packers to a 35-31 victory after trailing 21-6 late in the first half, the second time in three games that the Packers overcame a deficit of 14-plus points (first time since 1989)...Capped off Green Bay's opening drive with a 10-yard TD pass to Adams in the back corner of the end zone, the fourth straight game the Packers have scored a TD on their opening possession...On the first play of the fourth quarter, ran a play-action fake and found a wide-open Nelson in the back of the end zone for a 10-yard TD...Led the offense on a nine-play, 75-yard game-winning drive in just 1:02...On third-and-8 from the Dallas 30, broke a tackle attempt by DE Benson Mayowa and then outran DE David Irving as he took it down the left sideline for an 18-yard run to the Dallas 12...Two plays later, found Adams for a 12-yard TD on a back-shoulder throw over CB Jourdan Lewis with 11 seconds remaining to give Green Bay the win...Earned NFC Offensive Player of the Week honors for his performance, the 16th time in his career that he has won the award and the eighth consecutive season that he has earned the honor at least one time.

►**At Minnesota (Oct. 15):** Started and completed 2 of 4 passes for 18 yards, but sustained a broken right collarbone on the second series on a hit from LB Anthony Barr after he released the ball as he rolled out to his right.

82 Richard Rodgers, TE, 4th Year, California

- Is one of only two tight ends in franchise history (Bubba Franks) to register 20-plus catches in each of his first three seasons in the NFL.
- Has not missed a game in his NFL career, appearing in all 48 regular-season games and seven postseason contests since joining the Packers in 2014.
- Had 58 receptions in 2015, becoming just the fourth TE in team history to record 55-plus receptions in a season (Paul Coffman, Jermichael Finley, Jackie Harris).
- Was one of only four TEs in the league in '15 to register 55-plus catches, 500-plus receiving yards and eight or more TD receptions (Rob Gronkowski, Jordan Reed, Gary Barnidge).

2017 SEASON: Has played in all seven games and has three catches for 38 yards (12.7 avg.).

►**Vs. Seattle (Sept. 10):** Appeared on five plays on offense and three on special teams.

►**At Atlanta (Sept. 17):** Played 10 snaps on offense, recording two catches for 22 yards (11.0 avg.)...On Green Bay's opening possession, came out of the backfield and across the field to catch a short pass from QB Aaron Rodgers and pick up 14 yards on third-and-7.

►**Vs. Cincinnati (Sept. 24):** Appeared on 10 plays on offense and 11 on special teams.

►**Vs. Chicago (Sept. 28):** Played 10 snaps on offense and eight on special teams.

►**At Dallas (Oct. 8):** Played six snaps on offense and made a leaping 16-yard catch over CB Orlando Scandrick in the second quarter.

►**At Minnesota (Oct. 15):** Appeared on 11 plays on offense and seven on special teams.

►**Vs. New Orleans (Oct. 22):** Played six snaps on offense and seven on special teams.

24 Quinten Rollins, CB, 3rd Year, Miami (Ohio)

• Saw action in 13 games with a career-best 10 starts (four at LCB, six as the third CB) and posted 41 tackles (35 solo), an interception and 11 passes defended in 2016.

• Played in 14 games with four starts (two at LCB, two at RCB) in 2015, and his two interceptions (one returned for a TD) were tied for No. 3 on the team and tied for No. 4 among NFL rookies.

• Recorded two interceptions vs. St. Louis in Week 5 (2015), becoming the first Green Bay rookie to do so since Casey Hayward had two at Houston on Oct. 14, 2012. Returned the first interception 45 yards for a TD, becoming the first Packers rookie to record a pick-six since S Marques Anderson in 2002 (vs. Detroit, Nov. 10).

2017 SEASON: Played in the first six games with one start and registered 18 tackles (13 solo), a tackle for a loss, two QB hits, a fumble recovery and two passes defended...Posted three tackles (tied for No. 2 on the team) and a fumble recovery on special teams...Was placed on injured reserve (Achilles) on Oct. 16.

►**Vs. Seattle (Sept. 10):** Played 46 of 49 snaps on defense, tying for the team lead with a career-high nine tackles (six solo), including two tackles for a loss...Added a pass defended...Midway through the second quarter, came up to bring down TE Jimmy Graham for a 1-yard loss on a third-down reception as the Seahawks were forced to punt...Late in the second quarter, made a leaping deflection of a pass intended for Graham in the end zone with four seconds remaining to force Seattle to settle for a FG... Helped limit QB Russell Wilson to a 69.7 passer rating as he completed just 14 of 27 passes for 158 yards with no TDs.

►**At Atlanta (Sept. 17):** Started as the third CB, appearing on 34 snaps, and recorded three tackles (all solo).

►**Vs. Cincinnati (Sept. 24):** Led the team with two tackles and a fumble recovery on special teams...Late in the first half, blocked CB William Jackson into the returner, WR Alex Erickson, as Erickson muffed the catch and Rollins recovered the ball at the Cincinnati 33 as time expired in the half.

►**Vs. Chicago (Sept. 28):** Played 14 snaps on special teams and one on defense and registered a tackle on special teams.

►**At Dallas (Oct. 8):** Appeared on 29 plays on defense and registered five tackles, a tackle for a loss, a fumble recovery and a QB hit...Midway through the third quarter, came up the middle to tackle RB Ezekiel Elliott for a 2-yard loss...On the next play, tripped up WR Terrance Williams on a bubble screen 2 yards shy of the first-down marker on third-and-12 to force a Dallas punt...Was credited with a fumble recovery on the final play of the game when he recovered a lateral thrown by Cowboys C Travis Frederick.

►**At Minnesota (Oct. 15):** Appeared on 22 plays on defense before sustaining an Achilles injury midway through the second quarter, one that would sideline him for the remainder of the game...Late in the first quarter, dove to break up a QB Case Keenum pass intended for WR Michael Floyd near the sideline...Added an assisted tackle and a QB hit.

47 Jake Ryan, LB, 3rd Year, Michigan

• Set career highs with 10 starts and 84 tackles (No. 2 on the team) in 2016.

• Started all three postseason games in 2016 and was tied for No. 2 on the team with 16 tackles (10 solo).

• Played in 14 games with five starts as a rookie, opening at BLB for the final five contests. Registered 47 tackles (32 solo) and a fumble recovery on defense and six tackles on special teams.

2017 SEASON: Has played in six games with five starts and has registered 32 tackles (21 solo), a tackle for a loss, a fumble recovery, a pass defended, a QB pressure and a QB hit.

►**Vs. Seattle (Sept. 10):** Started and played five snaps on defense, recording two tackles (one solo), including a tackle for a loss...Late in the first quarter, brought down RB Eddie Lacy for a 2-yard loss on a run...Also saw 19 plays on special teams.

►**At Atlanta (Sept. 17):** Played 17 snaps on defense and posted five tackles (all solo).

►**Vs. Cincinnati (Sept. 24):** Inactive (hamstring/concussion).

►**Vs. Chicago (Sept. 28):** Started and played 42 snaps, recording five tackles (two solo), a fumble recovery, a pass defended, a QB hit and a QB pressure...On Chicago's opening offensive play, recovered a QB Mike Glennon fumble at the Chicago 3 to set up a Green Bay TD, a fumble that was forced by LB Clay Matthews on a sack at the Chicago 14.

►**At Dallas (Oct. 8):** Started and played 37 snaps, ranking No. 2 on the team with a season-high nine tackles (seven solo).

►**At Minnesota (Oct. 15):** Started and appeared on 48 plays, finishing with nine tackles (five solo).

►**Vs. New Orleans (Oct. 22):** Started, but was limited to just 24 snaps as he left the game in the third quarter due to a migraine...Registered two tackles (one solo).

65 Lane Taylor, G, 5th Year, Oklahoma State

• Started a career-high 16 games at LG last season, one of three Green Bay linemen (David Bakhtiari, Bryan Bulaga) to open every game in 2016.

• Made his first career starts in 2015, opening at RG at Detroit in Week 13 in place of an injured T.J. Lang and at LG in Week 17 vs. Minnesota with Josh Sitton sliding to LT in place of an injured Bakhtiari.

• Played in all 16 contests in 2014, seeing limited action on offense at both guard spots and as an extra lineman, and on special teams.

• Was one of three rookie free agents to make Green Bay's opening-day roster in 2013.

2017 SEASON: Has started six games, opening four at LG and two at LT...Has helped the offense rank No. 1 in red-zone scoring (73.9 percent), tied for No. 8 in first downs per game (20.6) and No. 9 in third-down conversions (42.4 percent).

►**Vs. Seattle (Sept. 10):** Started at LG and played all 82 snaps, helping the offense rack up 26 first downs, the top mark by the Packers in a season opener since 2002 (29 vs. Atlanta), and a 39:13 time of possession, the best mark by Green Bay since Week 7 last season vs. Chicago (39:36)... Helped protect QB Aaron Rodgers as he threw for 311 yards and a TD on 28-of-42 passing.

►**At Atlanta (Sept. 17):** Started at LG and played all 76 snaps, helping to protect QB Aaron Rodgers as he threw for 343 yards and two TDs on 33-of-50 passing.

►**Vs. Cincinnati (Sept. 24):** Started at LG and played 68 of 70 snaps, departing the game for two plays late in the first half due to injury...Helped to block for Rodgers as he posted his franchise-record fifth consecutive 300-yard passing game with 313 yards and three TDs with one INT on 28-of-42 passing for a 102.6 passer rating.

►**Vs. Chicago (Sept. 28):** Started at LT for the first time in his career, opening in place of an injured David Bakhtiari (hamstring)...Played all 55 snaps, helping to block for Rodgers as he threw a season-high four TD passes on 18-of-26 passing for 179 yards.

►**At Dallas (Oct. 8):** Started at LT for the second straight game and played all 60 snaps, helping the offense rack up a season-high 160 rushing yards on 25 carries (6.4 avg.), highlighted by a 125-yard effort from rookie RB Aaron Jones on 19 attempts (6.6 avg.)...It marked just the second time in the past 14 seasons (Week 15 at Chicago in 2016) that the

Packers rushed for 160-plus yards on 25 or fewer carries...Also helped protect Rodgers as he threw three TD passes, his third straight game with three-plus TD passes.

►**At Minnesota (Oct. 15):** Started at LG, but was limited to just 15 snaps before sustaining a knee/ankle injury early in the second quarter that would sideline him for the remainder of the game.

►**Vs. New Orleans (Oct. 22):** Inactive (ankle).

48 Joe Thomas, LB, 3rd Year, South Carolina State

• In 2016, set career highs in games played (16), starts (seven), total tackles (77, No. 4 on the team), solo tackles (62) and passes defensed (eight), while also registering the first interception and fumble recovery of his career.

• Played in all three 2016 postseason contests with two starts, tying for No. 4 on the team with 13 total tackles.

• Was with the Packers during the 2015 offseason and preseason before being waived on Sept. 5, 2015. Was signed to Green Bay's 53-man roster on Sept. 21, 2015, from the Dallas Cowboys' practice squad and played in 14 games and both postseason contests.

• Entered the league with the Packers as an undrafted free agent in May 2014. Was on Green Bay's practice squad for the final eight games of the 2014 regular season and both playoff contests.

2017 SEASON: Has played in four games, seeing time on defense and special teams...Has posted two tackles (two solo), a half-sack and a pass defensed...Has added a tackle on special teams.

►**Vs. Seattle (Sept. 10):** Appeared on five plays on defense and 19 on special teams.

►**At Atlanta (Sept. 17):** Played 14 snaps on defense and 19 on special teams...On Atlanta's second series, eluded a block from RB Tevin Coleman to get to QB Matt Ryan for a shared 11-yard sack with LB Clay Matthews on third down...Finished with two tackles (both solo).

►**Vs. Cincinnati (Sept. 24):** Appeared on 14 plays on defense and posted a tackle on special teams.

►**Vs. Chicago (Sept. 28):** Played five snaps on defense and eight on special teams before departing the game in the second quarter due to an ankle injury...On a third-and-17 early in the second quarter, ran down the seam to make a leaping breakup of a QB Mike Glennon pass intended for WR Joshua Bellamy at the Green Bay 1-yard line, forcing a Chicago punt.

►**At Dallas (Oct. 8):** Inactive (ankle).

►**At Minnesota (Oct. 15):** Inactive (ankle).

►**Vs. New Orleans (Oct. 22):** Inactive (ankle).

8 Justin Vogel, P, Rookie, Miami

• Signed by Green Bay as an undrafted free agent in May 2017.

• Appeared in 39 games over three seasons at Miami, posting a 43.0-yard gross average on 183 punts.

• Ranked No. 2 in the Atlantic Coast Conference as a senior in 2016 with a career-high 43.8-yard gross average.

2017 SEASON: Has registered a 45.9-yard gross average and a 44.5-yard net average on 32 punts with 11 inside the 20...Ranks No. 4 in the league in net punting average and No. 3 in the league in opponent punt-return average (3.8 yards)...Has added a tackle on special teams.

►**Vs. Seattle (Sept. 10):** Punted five times in his NFL debut, posting a 43.8-yard gross average with a 42.4-yard net average...Had a long punt of 57 yards in the second quarter and placed one punt inside the 20...On five punts, allowed only one return for 7 yards by WR Tyler Lockett...Became the first undrafted rookie to punt for the Packers in a regular-season game since Chris Hanson in 1999 (Week 1 vs. Oakland).

►**At Atlanta (Sept. 17):** Punted three times on the evening, recording a 39.7-yard average for gross and net with one inside the 20.

►**Vs. Cincinnati (Sept. 24):** Posted a 49.3-yard gross average and a 44.2-yard net average on six punts, including two punts inside the 20...Booted a 61-yarder in the second quarter...Added punts of 54, 53, 51 and 50 yards, giving him five punts of 50-plus yards in the game...Posted a tackle on punt coverage.

►**Vs. Chicago (Sept. 28):** Registered a career-best (min. four punts) 46.2-yard net average (47.6-yard gross) on five punts, highlighted by a career-long 62-yard punt in the first quarter that was fair caught at the

Chicago 15...His net average was tied for the sixth-best posted by a Green Bay punter in a game since 1976 (min. four punts)...Became the first Green Bay punter since Tim Masthay in 2013 to record a 60-yard punt in back-to-back games.

►**At Dallas (Oct. 8):** Recorded a 49.0-yard net average and a 48.5-yard gross average on two punts, highlighted by his 59-yard punt in the fourth quarter that was covered for a 1-yard loss by WR Jeff Janis at the Dallas 12, helping to set up CB Damarius Randall's 21-yard INT return for a touchdown two plays later.

►**At Minnesota (Oct. 15):** Posted a 44.7-yard net average on six punts with a career-high four inside the 20-yard line, the most by a Green Bay punter since Tim Masthay registered five inside the 20 vs. Minnesota on Oct. 2, 2014.

►**Vs. New Orleans (Oct. 22):** Registered a 46.2-yard net average and a 47.6-yard gross average on five punts, his fifth straight game with a net average of 44-plus yards...Posted a 60-yard punt, his fifth straight game with at least one punt of 55-plus yards.

30 Jamaal Williams, RB, Rookie, Brigham Young

• Finished his career at Brigham Young as the school's all-time leader in rushing yards (3,901), rushing attempts (726) and 100-yard rushing games (16).

• Is one of only four players in school history to register multiple 1,000-yard rushing seasons, posting 1,233 yards in 2013 and a career-best 1,375 yards in 2016.

• Ranked No. 5 in the nation in 2016 in rushing yards per game (137.5) and registered six 100-yard rushing games, including two with 200-plus yards.

2017 SEASON: Has played in all seven games, seeing time on offense and special teams...Has rushed for 33 yards on 10 carries (3.3 avg.) with two receptions for 7 yards (3.5 avg.).

►**Vs. Seattle (Sept. 10):** Had two carries for 9 yards (4.5 avg.) in his NFL debut.

►**At Atlanta (Sept. 17):** Rushed for 6 yards on two carries (3.0 avg.) and posted a 5-yard reception in the fourth quarter, the first catch of his NFL career.

►**Vs. Cincinnati (Sept. 24):** Played five snaps on offense and posted a 6-yard run.

►**Vs. Chicago (Sept. 28):** Rushed for 11 yards on four carries (2.8 avg.) with a 2-yard reception before leaving the game early in the second quarter due to a knee injury and did not return.

►**At Dallas (Oct. 8):** Had one carry for 1 yard.

►**At Minnesota (Oct. 15):** Played nine snaps on special teams.

►**Vs. New Orleans (Oct. 22):** Appeared on 11 plays on special teams.

National Football League Game Summary

NFL Copyright © 2017 by The National Football League. All rights reserved. This summary and play-by-play is for the express purpose of assisting media in their coverage of the game; any other use of this material is prohibited without the written permission of the National Football League. Updated: 10/23/2017

Date: Sunday, 10/22/2017

New Orleans Saints at Green Bay Packers

Start Time: 12:02 PM CDT

at Lambeau Field, Green Bay, WI

Game Day Weather

Game Weather: Rain
Played Outdoor on Turf: DD GrassMaster

Temp: 52° F (11.1° C) Humidity: 100%, Wind: W 10 mph

Officials

Referee: Boger, Jerome (23)	Umpire: Hall, Richard (49)	Down Judge: Camp, Ed (134)
Line Judge: Carr, Mike (63)	Field Judge: Hall, Eugene (103)	Side Judge: Coleman IV, Walt (87)
Back Judge: Steratore, Tony (112)	Replay Official: McGrath, John (0)	

Lineups

New Orleans Saints			Green Bay Packers				
Offense		Defense	Offense		Defense		
WR 13	M.Thomas	RDE 57	A.Okafor	WR 87	J.Nelson	DE 94	D.Lowry
LT 72	T.Armstead	RDT 95	T.Davison	LT 69	D.Bakhtiari	NT 97	K.Clark
LG 75	A.Peat	LDT 98	S.Rankins	LG 64	J.McCray	DT 76	M.Daniels
C 60	M.Unger	LDE 94	C.Jordan	C 63	C.Linsley	LOLB 52	C.Matthews
RG 67	L.Warford	WILL 52	C.Robertson	RG 73	J.Evans	ILB 47	J.Ryan
RT 71	R.Ramczyk	SAM 53	A.Klein	RT 75	B.Bulaga	ILB 50	B.Martinez
TE 84	M.Hoomanawanui	RCB 23	M.Lattimore	TE 80	M.Bennett	ROLB 53	N.Perry
WR 19	T.Ginn	S 32	K.Vaccaro	WR 18	R.Cobb	LCB 31	D.House
QB 9	D.Brees	S 43	M.Williams	WR 17	D.Adams	RCB 20	K.King
RB 22	M.Ingram	S 48	V.Bell	QB 7	B.Hundley	SS 29	K.Brice
FB 42	Z.Line	LCB 20	K.Crawley	RB 33	A.Jones	FS 21	H.Clinton-Dix

Substitutions

K 3 W.Lutz, P 6 T.Morstead, WR 11 T.Lewis, WR 16 B.Coleman, CB 21 D.Harris, S 25 R.Bush, CB 26 P.Williams, S 31 C.Banjo, RB 33 T.Edmunds, DB 34 J.Hardee, RB 36 D.Lasco, RB 41 A.Kamara, LS 49 Z.Wood, LB 50 G.Hodges, LB 51 M.Te'o, LB 56 M.Mauti, G 61 J.LeRibeus, G/C 65 S.Kelemete, TE 82 C.Fleener, TE 89 J.Hill, DE 91 T.Hendrickson, DT 93 D.Onyemata, DE 97 A.Muhammad

Substitutions

K 2 M.Crosby, P 8 J.Vogel, WR 11 T.Davis, FB 22 A.Ripkowski, CB 23 D.Randall, S 25 M.Evans, S 27 J.Jones, CB 28 J.Hawkins, RB 30 J.Williams, S 35 J.Whitehead, CB 41 L.Pipkins, LB 51 K.Fackrell, LS 59 T.Pepper, G 62 L.Patrick, WR 81 G.Allison, TE 82 R.Rodgers, WR 83 J.Janis, TE 84 L.Kendricks, RB 88 T.Montgomery, DT 91 Q.Dial, LB 98 C.Odom, DT 99 R.Jean Francois

Did Not Play

QB 10 C.Daniel

Did Not Play

QB 6 J.Callahan, T 74 U.John

Not Active

QB 7 T.Hill, CB 24 S.Moore, LB 44 H.Kikaha, G 79 J.Greco, WR 80 A.Carr, WR 83 W.Snead, DT 92 J.Hughes

Not Active

RB 32 D.Mays, S 42 M.Burnett, LB 48 J.Thomas, LB 55 A.Brooks, G 65 L.Taylor, G/T 77 A.Pankey, DT 90 M.Adams

Field Goals (made () & missed)

W.Lutz	(28) (44)	M.Crosby	59SH (46)
		1	2
VISITOR:	New Orleans Saints	0	7
HOME:	Green Bay Packers	7	0
		3	4
		OT	Total
		0	26
		0	17

Scoring Plays

Team	Qtr	Time	Play Description (Extra Point) (Drive Info)	Visitor	Home
Packers	1	13:00	A.Jones 46 yd. run (M.Crosby kick) (5-75, 2:00)	0	7
Saints	2	12:31	M.Ingram 12 yd. run (W.Lutz kick) (7-53, 3:13)	7	7
Packers	2	8:37	B.Hundley 14 yd. run (M.Crosby kick) (8-75, 3:54)	7	14
Saints	3	11:24	B.Coleman 22 yd. pass from D.Brees (kick blocked) (7-59, 3:36)	13	14
Saints	3	4:08	W.Lutz 28 yd. Field Goal (10-74, 4:40)	16	14
Packers	4	14:50	M.Crosby 46 yd. Field Goal (10-53, 4:18)	16	17
Saints	4	10:21	W.Lutz 44 yd. Field Goal (9-60, 4:29)	19	17
Saints	4	4:55	D.Brees 1 yd. run (W.Lutz kick) (8-55, 3:30)	26	17

Paid Attendance: 78,380

Time: 2:58

New Orleans Saints vs Green Bay Packers
10/22/2017 at Lambeau Field

Final Individual Statistics

New Orleans Saints

Green Bay Packers

RUSHING						RUSHING					
	ATT	YDS	AVG	LG	TD		ATT	YDS	AVG	LG	TD
M.Ingram	22	105	4.8	23	1	A.Jones	17	131	7.7	46	1
A.Kamara	9	57	6.3	19	0	B.Hundley	3	44	14.7	22	1
D.Brees	5	-1	-0.2	1	1	T.Montgomery	4	6	1.5	5	0
Total	36	161	4.5	23	2	Total	24	181	7.5	46	2

PASSING									PASSING								
	ATT	CMP	YDS	SK/YD	TD	LG	IN	RT		ATT	CMP	YDS	SK/YD	TD	LG	IN	RT
D.Brees	38	27	331	1/7	1	47	2	84.4	B.Hundley	25	12	87	1/8	0	14	1	39.9
Total	38	27	331	1/7	1	47	2	84.4	Total	25	12	87	1/8	0	14	1	39.9

PASS RECEIVING							PASS RECEIVING						
	TAR	REC	YDS	AVG	LG	TD		TAR	REC	YDS	AVG	LG	TD
T.Ginn	7	7	141	20.1	47	0	A.Jones	5	3	7	2.3	4	0
M.Thomas	11	7	82	11.7	21	0	M.Bennett	3	2	17	8.5	12	0
A.Kamara	7	5	50	10.0	24	0	R.Cobb	4	2	15	7.5	14	0
M.Ingram	5	4	5	1.3	4	0	D.Adams	5	2	12	6.0	8	0
B.Coleman	3	2	31	15.5	22	1	G.Allison	2	1	14	14.0	14	0
C.Fleener	3	2	22	11.0	17	0	J.Nelson	4	1	13	13.0	13	0
Z.Line	1	0	0	0.0	0	0	T.Montgomery	2	1	9	9.0	9	0
T.Lewis	1	0	0	0.0	0	0	Total	25	12	87	7.3	14	0
Total	38	27	331	12.3	47	1							

INTERCEPTIONS						INTERCEPTIONS					
	NO	YDS	AVG	LG	TD		NO	YDS	AVG	LG	TD
K.Vaccaro	1	0	0.0	0	0	D.Randall	1	0	0.0	0	0
Total	1	0	0.0	0	0	D.House	1	0	0.0	0	0
						Total	2	0	0.0	0	0

PUNTING								PUNTING							
	NO	YDS	AVG	NET	TB	IN20	LG		NO	YDS	AVG	NET	TB	IN20	LG
T.Morstead	2	78	39.0	39.0	0	2	43	J.Vogel	5	238	47.6	46.2	0	1	60
Total	2	78	39.0	39.0	0	2	43	Total	5	238	47.6	46.2	0	1	60

PUNT RETURNS							PUNT RETURNS						
	NO	YDS	AVG	FC	LG	TD		NO	YDS	AVG	FC	LG	TD
T.Ginn	1	7	7.0	2	7	0	T.Davis	0	0	0.0	1	0	0
[DOWNED]	2	0	0.0	0	0	0	[DOWNED]	1	0	0.0	0	0	0
Total	1	7	7.0	2	7	0	Total	0	0	0.0	1	0	0

KICKOFF RETURNS							KICKOFF RETURNS						
	NO	YDS	AVG	FC	LG	TD		NO	YDS	AVG	FC	LG	TD
T.Lewis	2	57	28.5	0	39	0	T.Davis	2	52	26.0	0	27	0
[TOUCHBACK]	2	0	0.0	0	0	0	[TOUCHBACK]	4	0	0.0	0	0	0
Total	2	57	28.5	0	39	0	Total	2	52	26.0	0	27	0

New Orleans Saints

FUMBLES	FUM	LOST	OWN-REC	YDS	TD	FORCED	OPP-REC	YDS	TD	OUT-BDS
T.Ginn	1	0	1	0	0	0	0	0	0	0
A.Okafor	0	0	0	0	0	1	0	0	0	0
S.Rankins	0	0	0	0	0	1	0	0	0	0
Total	1	0	1	0	0	2	0	0	0	0

Green Bay Packers

FUMBLES	FUM	LOST	OWN-REC	YDS	TD	FORCED	OPP-REC	YDS	TD	OUT-BDS
R.Cobb	1	0	0	0	0	0	0	0	0	0
B.Hundley	1	0	0	0	0	0	0	0	0	0
J.Evans	0	0	1	0	0	0	0	0	0	0
J.McCray	0	0	1	0	0	0	0	0	0	0
Total	2	0	2	0	0	0	0	0	0	0

New Orleans Saints vs Green Bay Packers
10/22/2017 at Lambeau Field

Final Team Statistics

	Visitor Saints	Home Packers
TOTAL FIRST DOWNS	25	16
By Rushing	7	8
By Passing	16	4
By Penalty	2	4
THIRD DOWN EFFICIENCY	8-15-53%	4-11-36%
FOURTH DOWN EFFICIENCY	1-1-100%	0-0-0%
TOTAL NET YARDS	485	260
Total Offensive Plays (inc. times thrown passing)	75	50
Average gain per offensive play	6.5	5.2
NET YARDS RUSHING	161	181
Total Rushing Plays	36	24
Average gain per rushing play	4.5	7.5
Tackles for a loss-number and yards	2-5	3-6
NET YARDS PASSING	324	79
Times thrown - yards lost attempting to pass	1-7	1-8
Gross yards passing	331	87
PASS ATTEMPTS-COMPLETIONS-HAD INTERCEPTED	38-27-2	25-12-1
Avg gain per pass play (inc.# thrown passing)	8.3	3.0
KICKOFFS Number-In End Zone-Touchbacks	6-6-4	4-3-2
PUNTS Number and Average	2-39.0	5-47.6
Had Blocked	0	0
FGs - PATs Had Blocked	0-1	0-0
Net Punting Average	39.0	46.2
TOTAL RETURN YARDAGE (Not Including Kickoffs)	7	0
No. and Yards Punt Returns	1-7	0-0
No. and Yards Kickoff Returns	2-57	2-52
No. and Yards Interception Returns	1-0	2-0
PENALTIES Number and Yards	7-80	8-54
FUMBLES Number and Lost	1-0	2-0
TOUCHDOWNS	3	2
Rushing	2	2
Passing	1	0
EXTRA POINTS Made-Attempts	2-3	2-2
Kicking Made-Attempts	2-3	2-2
FIELD GOALS Made-Attempts	2-2	1-2
RED ZONE EFFICIENCY	2-3-67%	1-1-100%
GOAL TO GO EFFICIENCY	1-1-100%	0-0-0%
SAFETIES	0	0
FINAL SCORE	26	17
TIME OF POSSESSION	36:56	23:04

New Orleans Saints vs Green Bay Packers
10/22/2017 at Lambeau Field

Ball Possession And Drive Chart

New Orleans Saints

#	Time Recd	Time Lost	Time Poss	How Ball Obtained	Drive Began	# Play	Yds Gain	Yds Pen	Net Yds	1st Down	Last Scrm	How Given Up
1	13:00	6:27	6:33	Kickoff	NO 25	12	55	0	55	3	GB 20	Interception
2	4:58	2:42	2:16	Punt	NO 20	4	49	-5	44	1	GB 36	Interception
3	0:44	12:31	3:13	Punt	NO 47	7	53	0	53	3	* GB 12	Touchdown
4	8:37	5:49	2:48	Kickoff	NO 25	6	32	0	32	1	GB 43	Punt
5	2:53	1:23	1:30	Punt	NO 20	6	18	0	18	1	NO 38	Punt
6	0:01	0:00	0:01	Missed FG	NO 49	1	18	0	18	1	NO 49	End of Half
7	15:00	11:24	3:36	Kickoff	NO 41	7	59	0	59	3	GB 22	Touchdown
8	8:48	4:08	4:40	Punt	NO 16	10	84	-10	74	3	* GB 10	Field Goal
9	14:50	10:21	4:29	Kickoff	NO 14	9	60	0	60	3	GB 26	Field Goal
10	8:25	4:55	3:30	Punt	NO 45	8	41	14	55	4	* GB 1	Touchdown
11	4:20	0:00	4:20	Interception	NO 29	7	16	5	21	2	GB 49	End of Game

(331) Average NO 30

Green Bay Packers

#	Time Recd	Time Lost	Time Poss	How Ball Obtained	Drive Began	# Play	Yds Gain	Yds Pen	Net Yds	1st Down	Last Scrm	How Given Up
1	15:00	13:00	2:00	Kickoff	GB 25	5	70	5	75	3	NO 46	Touchdown
2	6:27	4:58	1:29	Interception	GB 20	3	9	0	9	0	GB 29	Punt
3	2:42	0:44	1:58	Interception	GB 6	3	6	0	6	0	GB 12	Punt
4	12:31	8:37	3:54	Kickoff	GB 25	8	60	15	75	5	* NO 14	Touchdown
5	5:49	2:53	2:56	Punt	GB 8	6	30	-10	20	1	GB 28	Punt
6	1:23	0:01	1:22	Punt	GB 19	6	20	20	40	3	NO 41	Missed FG
7	11:24	8:48	2:36	Kickoff	GB 25	5	17	0	17	1	GB 42	Punt
8	4:08	14:50	4:18	Kickoff	GB 19	10	38	15	53	3	NO 28	Field Goal
9	10:21	8:25	1:56	Kickoff	GB 10	3	6	0	6	0	GB 16	Punt
10	4:55	4:20	0:35	Kickoff	GB 25	3	4	0	4	0	GB 29	Interception

(182) Average GB 18

* inside opponent's 20

Time of Possession by Quarter		1st	2nd	3rd	4th	OT	Total
Visitor	New Orleans Saints	9:33	6:48	8:16	12:19		36:56
Home	Green Bay Packers	5:27	8:12	6:44	2:41		23:04

Kickoff Drive No.-Start Average Saints: 4 - NO 26 Packers: 6 - GB 22

New Orleans Saints vs Green Bay Packers
10/22/2017 at Lambeau Field

Final Defensive Statistics

New Orleans Saints	Regular Defensive Plays											Special Teams					Misc			
	TKL	AST	COMB	SK	/ YDS	TFL	Q	IN	PD	FF	FR	TKL	AST	FF	FR	BL	TKL	AST	FF	FR
A.Klein	6	0	6	0	0	1	0	0	1	0	0	0	0	0	0	0	0	0	0	0
C.Robertson	5	1	6	0	0	1	0	0	0	0	0	0	0	0	0	0	0	0	0	0
K.Crawley	4	0	4	0	0	0	0	0	0	0	0	0	0	0	0	0	0	0	0	0
A.Okafor	3	1	4	1	8	1	1	0	0	1	0	0	0	0	0	0	0	0	0	0
K.Vaccaro	2	2	4	0	0	0	0	1	1	0	0	0	0	0	0	0	0	0	0	0
M.Lattimore	3	0	3	0	0	0	0	0	1	0	0	0	0	0	0	0	0	0	0	0
V.Bell	3	0	3	0	0	0	0	0	0	0	0	1	0	0	0	0	0	0	0	0
C.Jordan	2	1	3	0	0	1	1	0	1	0	0	0	0	0	0	0	0	0	0	0
S.Rankins	2	1	3	0	0	0	0	0	0	1	0	0	0	0	0	0	0	0	0	0
D.Onyemata	1	1	2	0	0	0	0	0	0	0	0	0	0	0	0	0	0	0	0	0
M.Te'o	1	1	2	0	0	0	0	0	0	0	0	0	0	0	0	0	0	0	0	0
T.Hendrickson	1	0	1	0	0	0	1	0	0	0	0	0	0	0	0	0	0	0	0	0
R.Bush	1	0	1	0	0	0	0	0	0	0	0	0	0	0	0	0	0	0	0	0
M.Williams	1	0	1	0	0	0	0	0	0	0	0	0	0	0	0	0	0	0	0	0
T.Davison	0	1	1	0	0	0	0	0	0	0	0	0	0	0	0	0	0	0	0	0
D.Harris	0	0	0	0	0	0	0	0	0	0	0	1	1	0	0	0	0	0	0	0
T.Ginn	0	0	0	0	0	0	0	0	0	0	0	0	0	0	1	0	0	0	0	0
M.Thomas	0	0	0	0	0	0	0	0	0	0	0	0	0	0	0	0	1	0	0	0
Total	35	9	44	1	8	4	3	1	4	2	0	2	1	0	1	0	1	0	0	0

TKL = Tackle AST = Assist COMB = Combined QH=QB Hit IN = Interception PD = Pass Defense FF = Forced Fumble FR = Fumble Recovery

Green Bay Packers	Regular Defensive Plays											Special Teams					Misc			
	TKL	AST	COMB	SK	/ YDS	TFL	QH	IN	PD	FF	FR	TKL	AST	FF	FR	BL	TKL	AST	FF	FR
B.Martinez	12	3	15	0	0	0	0	0	0	0	0	1	0	0	0	0	0	0	0	0
H.Clinton-Dix	6	2	8	0	0	1	0	0	0	0	0	0	0	0	0	0	0	0	0	0
K.Brice	7	0	7	0	0	0	0	0	0	0	0	0	0	0	0	0	0	0	0	0
D.House	5	1	6	0	0	0	0	1	2	0	0	0	0	0	0	0	0	0	0	0
K.King	3	2	5	0	0	0	0	0	0	0	0	0	0	0	0	0	0	0	0	0
K.Clark	2	3	5	0	0	0	1	0	0	0	0	0	0	0	1	0	0	0	0	0
Q.Dial	2	2	4	0	0	0	0	0	0	0	0	0	0	0	0	0	0	0	0	0
M.Daniels	3	0	3	0	0	0	1	0	0	0	0	0	0	0	0	0	0	0	0	0
J.Jones	3	0	3	0	0	0	0	0	0	0	0	0	0	0	0	0	0	0	0	0
N.Perry	2	1	3	1	7	1	1	0	0	0	0	0	0	0	0	0	0	0	0	0
D.Randall	2	1	3	0	0	0	0	1	1	0	0	0	0	0	0	0	0	0	0	0
C.Matthews	2	1	3	0	0	1	0	0	0	0	0	0	0	0	0	0	0	0	0	0
D.Lowry	2	0	2	0	0	1	0	0	0	0	0	0	0	0	0	0	0	0	0	0
K.Fackrell	1	1	2	0	0	0	0	0	0	0	0	0	0	0	0	0	0	0	0	0
M.Evans	0	2	2	0	0	0	0	0	0	0	0	0	0	0	0	0	0	0	0	0
J.Hawkins	1	0	1	0	0	0	0	0	0	0	0	0	0	0	0	0	0	0	0	0
C.Odom	0	1	1	0	0	0	0	0	0	0	0	0	0	0	0	0	0	0	0	0
J.Janis	0	0	0	0	0	0	0	0	0	0	0	1	0	0	0	0	0	0	0	0
J.Williams	0	0	0	0	0	0	0	0	0	0	0	1	0	0	0	0	0	0	0	0
R.Cobb	0	0	0	0	0	0	0	0	0	0	0	0	0	0	0	0	1	0	0	0
J.McCray	0	0	0	0	0	0	0	0	0	0	0	0	0	0	0	0	0	0	0	1
J.Evans	0	0	0	0	0	0	0	0	0	0	0	0	0	0	0	0	0	0	0	1
Total	53	20	73	1	7	4	3	2	3	0	0	3	0	0	0	1	1	0	0	2

First Quarter

10/22/2017

Play By Play

NO wins the coin toss and elects to defer. GB elects to Receive, and NO elects to defend the south goal.

W.Lutz kicks 65 yards from NO 35 to end zone, Touchback.

Green Bay Packers at 15:00

- 1-10-GB 25 (15:00) A.Jones left tackle to GB 40 for 15 yards (M.Lattimore). R1
- 1-10-GB 40 (14:26) B.Hundley pass incomplete short right to D.Adams.
- 2-10-GB 40 (14:20) A.Jones left end to GB 43 for 3 yards (A.Okafor).
- 3-7-GB 43 (13:43) (Shotgun) B.Hundley pass incomplete deep right to D.Adams [A.Klein].
PENALTY on NO-A.Klein, Defensive Offside, 5 yards, enforced at GB 43 - No Play.
- 3-2-GB 48 (13:37) A.Jones left end pushed ob at NO 46 for 6 yards (R.Bush). R2
- 1-10-NO 46 (13:09) **A.Jones right guard for 46 yards, TOUCHDOWN.** R3
M.Crosby extra point is GOOD, Center-T.Pepper, Holder-J.Vogel.

NO 0 GB 7, 5 plays, 75 yards, 1 penalty, 2:00 drive, 2:00 elapsed

M.Crosby kicks 65 yards from GB 35 to end zone, Touchback.

New Orleans Saints at 13:00

- 1-10-NO 25 (13:00) M.Ingram left tackle to NO 26 for 1 yard (K.King).
- 2-9-NO 26 (12:27) (Shotgun) D.Brees pass short left to A.Kamara to 50 for 24 yards (B.Martinez). P1
- 1-10-50 (11:46) M.Ingram up the middle to GB 48 for 2 yards (M.Daniels).
- 2-8-GB 48 (11:10) (Shotgun) D.Brees pass short left to M.Ingram to NO 49 for -3 yards (H.Clinton-Dix).
- 3-11-NO 49 (10:34) (Shotgun) D.Brees pass short left to A.Kamara to GB 37 for 14 yards (B.Martinez). P2
- 1-10-GB 37 (9:55) M.Ingram left tackle to GB 33 for 4 yards (Q.Dial; K.Clark).
- 2-6-GB 33 (9:17) (Shotgun) D.Brees pass short left to A.Kamara to GB 29 for 4 yards (J.Jones) [K.Clark].
Timeout #1 by GB at 08:32.
- 3-2-GB 29 (8:32) M.Ingram right guard to GB 29 for no gain (C.Matthews).
- 4-2-GB 29 (7:50) (Shotgun) D.Brees pass short middle to M.Thomas to GB 24 for 5 yards (B.Martinez). P3
- 1-10-GB 24 (7:13) S.Kelemete reported in as eligible. M.Ingram right tackle to GB 20 for 4 yards (M.Daniels, B.Martinez).
- 2-6-GB 20 (6:37) (Shotgun) D.Brees pass incomplete short right to A.Kamara.
- 3-6-GB 20 (6:33) (Shotgun) D.Brees pass deep middle intended for B.Coleman INTERCEPTED by D.Randall at GB -4. Touchback.

Green Bay Packers at 6:27

- 1-10-GB 20 (6:27) (Shotgun) A.Jones left tackle to GB 26 for 6 yards (V.Bell).
- 2-4-GB 26 (5:53) A.Jones up the middle to GB 29 for 3 yards (V.Bell).
- 3-1-GB 29 (5:11) (Shotgun) B.Hundley pass incomplete short left to D.Adams.
- 4-1-GB 29 (5:08) J.Vogel punts 51 yards to NO 20, Center-T.Pepper, fair catch by T.Ginn.
PENALTY on GB-J.Jones, Fair Catch Interference, 0 yards, enforced at NO 20.

New Orleans Saints at 4:58

- 1-10-NO 20 (4:58) M.Ingram up the middle to NO 26 for 6 yards (K.Clark; N.Perry).
- 2-4-NO 26 (4:19) (Shotgun) *PENALTY on NO-L.Warford, False Start, 5 yards, enforced at NO 26 - No Play.*
- 2-9-NO 21 (3:56) (Shotgun) D.Brees pass deep middle to T.Ginn to GB 39 for 40 yards (D.House). P4
- 1-10-GB 39 (3:27) (No Huddle) M.Ingram right end to GB 36 for 3 yards (K.Brice).
- 2-7-GB 36 (2:48) (Shotgun) D.Brees pass deep right intended for M.Thomas INTERCEPTED by D.House at GB 6. D.House pushed ob at GB 6 for no gain (M.Thomas).

Green Bay Packers at 2:42

- 1-10-GB 6 (2:42) T.Montgomery right tackle to GB 11 for 5 yards (A.Klein).
- 2-5-GB 11 (2:09) (Shotgun) T.Montgomery up the middle to GB 15 for 4 yards (T.Hendrickson).
- 3-1-GB 15 (1:32) T.Montgomery left end to GB 12 for -3 yards (C.Robertson).
- 4-4-GB 12 (:53) J.Vogel punts 41 yards to NO 47, Center-T.Pepper, downed by GB-K.Brice.

New Orleans Saints at 0:44

- 1-10-NO 47 (:44) D.Brees pass short left to T.Ginn to GB 47 for 6 yards (H.Clinton-Dix, C.Matthews).
- 2-4-GB 47 (:10) A.Kamara left guard to GB 35 for 12 yards (J.Hawkins). R5

END OF QUARTER

	Score	Time Poss	First Downs				Efficiencies	
			R	P	X	T	3 Down	4 Down
New Orleans Saints	0	9:33	1	4	0	5	1/3	1/1
Green Bay Packers	7	5:27	3	0	0	3	1/3	0/0

Second Quarter

10/22/2017

Play By Play

New Orleans Saints continued.

<u>1-10-GB 35</u>	(15:00) M.Ingram left guard to GB 29 for 6 yards (K.Fackrell).	
2-4-GB 29	(14:21) M.Ingram right end to GB 21 for 8 yards (H.Clinton-Dix; D.House).	R6
<u>1-10-GB 21</u>	(13:41) A.Kamara left guard to GB 17 for 4 yards (J.Jones, B.Martinez).	
	Timeout #1 by NO at 13:09.	
2-6-GB 17	(13:09) (Shotgun) D.Brees pass short left to A.Kamara pushed ob at GB 12 for 5 yards (B.Martinez).	
3-1-GB 12	(12:35) S.Kelemete reported in as eligible. M.Ingram left end for 12 yards, TOUCHDOWN.	R7
	W.Lutz extra point is GOOD, Center-Z.Wood, Holder-T.Morstead.	

NO 7 GB 7, 7 plays, 53 yards, 3:13 drive, 2:29 elapsed

W.Lutz kicks 65 yards from NO 35 to end zone, Touchback.

Green Bay Packers at 12:31

1-10-GB 25	(12:31) (Shotgun) B.Hundley pass short right to T.Montgomery pushed ob at GB 34 for 9 yards (K.Crawley).	
2-1-GB 34	(12:01) A.Jones left end to GB 39 for 5 yards (K.Vaccaro; D.Onyemata).	R4
<u>1-10-GB 39</u>	(11:23) B.Hundley pass incomplete deep middle to J.Nelson (M.Lattimore).	
2-10-GB 39	(11:14) (Shotgun) B.Hundley pass short right to R.Cobb pushed ob at NO 47 for 14 yards (A.Klein).	P5
	<i>PENALTY on NO-A.Klein, Horse Collar Tackle, 15 yards, enforced at NO 47.</i>	X6
<u>1-10-NO 32</u>	(10:44) (Shotgun) B.Hundley pass short middle to M.Bennett to NO 20 for 12 yards (K.Vaccaro).	P7
<u>1-10-NO 20</u>	(10:10) A.Jones left end to NO 13 for 7 yards (K.Crawley, C.Jordan).	
2-3-NO 13	(9:32) (Shotgun) A.Jones up the middle to NO 14 for -1 yards (A.Okafor, S.Rankins).	
3-4-NO 14	(8:50) (Shotgun) B.Hundley pass incomplete short right to J.Nelson.	
	<i>Penalty on NO-K.Crawley, Defensive Pass Interference, offsetting, enforced at NO 14 - No Play.</i>	
	<i>Penalty on GB-C.Linsley, Offensive Holding, offsetting.</i>	
3-4-NO 14	(8:45) (Shotgun) B.Hundley scrambles left end for 14 yards, TOUCHDOWN.	R8
	M.Crosby extra point is GOOD, Center-T.Pepper, Holder-J.Vogel.	

NO 7 GB 14, 8 plays, 75 yards, 1 penalty, 3:54 drive, 6:23 elapsed

M.Crosby kicks 65 yards from GB 35 to end zone, Touchback.

New Orleans Saints at 8:37

1-10-NO 25	(8:37) D.Brees pass incomplete short right to Z.Line.	
2-10-NO 25	(8:31) A.Kamara right end to NO 32 for 7 yards (B.Martinez).	
3-3-NO 32	(7:52) (Shotgun) D.Brees pass short middle to C.Fleener to NO 49 for 17 yards (K.Brice, K.King).	P8
<u>1-10-NO 49</u>	(7:13) (Shotgun) M.Ingram up the middle to GB 45 for 6 yards (B.Martinez).	
2-4-GB 45	(6:35) M.Ingram left end to GB 43 for 2 yards (B.Martinez, K.King).	
3-2-GB 43	(6:02) D.Brees pass incomplete deep left to M.Thomas.	
4-2-GB 43	(5:55) T.Morstead punts 35 yards to GB 8, Center-Z.Wood, fair catch by T.Davis.	

Green Bay Packers at 5:49

1-10-GB 8	(5:49) B.Hundley pass incomplete short left to J.Nelson.	
2-10-GB 8	(5:44) (Shotgun) A.Jones left tackle to GB 15 for 7 yards (A.Klein).	
3-3-GB 15	(5:08) (Shotgun) B.Hundley scrambles up the middle to GB 37 for 22 yards (C.Jordan).	R9
<u>1-10-GB 37</u>	(4:22) <i>PENALTY on GB-B.Bulaga, False Start, 5 yards, enforced at GB 37 - No Play.</i>	
1-15-GB 32	(4:01) B.Hundley pass incomplete short middle to A.Jones.	
2-15-GB 32	(3:56) (Shotgun) B.Hundley pass short left to A.Jones to GB 33 for 1 yard (C.Robertson).	
3-14-GB 33	(3:13) (Shotgun) B.Hundley pass incomplete deep right to R.Cobb.	
4-14-GB 33	(3:05) <i>(Punt formation) PENALTY on GB-J.Jones, False Start, 5 yards, enforced at GB 33 - No Play.</i>	
4-19-GB 28	(3:05) J.Vogel punts 60 yards to NO 12, Center-T.Pepper. T.Ginn MUFFS catch, and recovers at NO 13. T.Ginn to NO 20 for 7 yards (B.Martinez).	

New Orleans Saints at 2:53

1-10-NO 20	(2:53) (Shotgun) D.Brees sacked at NO 13 for -7 yards (N.Perry).	
2-17-NO 13	(2:11) (Shotgun) D.Brees pass incomplete short middle to C.Fleener.	
3-17-NO 13	(2:06) (Shotgun) D.Brees pass short left to T.Ginn pushed ob at NO 30 for 17 yards (H.Clinton-Dix).	P9
	<i>Penalty on GB-D.House, Illegal Use of Hands, declined.</i>	

Two-Minute Warning

<u>1-10-NO 30</u>	(2:00) (Shotgun) D.Brees pass short middle to C.Fleener to NO 35 for 5 yards (B.Martinez). GB-K.Brice was injured during the play.	
-------------------	--	--

New Orleans Saints vs Green Bay Packers at Lambeau Field

Timeout #2 by GB at 01:43. Timeout charged due to injury.

- 2-5-NO 35 (1:43) (Shotgun) D.Brees pass incomplete short middle to A.Kamara.
- 3-5-NO 35 (1:39) (Shotgun) D.Brees pass short right to A.Kamara pushed ob at NO 38 for 3 yards (J.Jones).
- 4-2-NO 38 (1:33) T.Morstead punts 43 yards to GB 19, Center-Z.Wood, downed by NO-D.Harris.

Green Bay Packers at 1:23

- 1-10-GB 19 (1:23) (Shotgun) B.Hundley pass short right to A.Jones to GB 21 for 2 yards (A.Klein).
Timeout #2 by NO at 01:17.
- 2-8-GB 21 (1:17) (Shotgun) B.Hundley pass short left to A.Jones to GB 25 for 4 yards (K.Vaccaro, A.Okafor).
Timeout #3 by NO at 01:01.
- 3-4-GB 25 (1:01) (Shotgun) B.Hundley pass short middle to G.Allison to GB 39 for 14 yards (M.Williams, C.Robertson). P10
- 1-10-GB 39 (:32) (No Huddle, Shotgun) B.Hundley pass incomplete short right to G.Allison.
- 2-10-GB 39 (:29) (Shotgun) B.Hundley pass incomplete deep left to M.Bennett.
PENALTY on NO-V.Bell, Defensive Pass Interference, 25 yards, enforced at GB 39 - No Play. X11
- 1-10-NO 36 (:24) (No Huddle, Shotgun) B.Hundley pass incomplete short right to R.Cobb.
PENALTY on NO-K.Crawley, Defensive Holding, 5 yards, enforced at NO 36 - No Play. X12
- 1-10-NO 31 (:18) (Shotgun) B.Hundley pass incomplete short left to R.Rodgers.
PENALTY on GB-R.Rodgers, Offensive Pass Interference, 10 yards, enforced at NO 31 - No Play.
- 1-20-NO 41 (:13) (Shotgun) B.Hundley pass incomplete short left to A.Jones.
- 2-20-NO 41 (:06) M.Crosby 59 yard field goal is No Good, Short, Center-T.Pepper, Holder-J.Vogel.

New Orleans Saints at 0:01

- 1-10-NO 49 (:01) (Shotgun) D.Brees pass short left to T.Ginn to GB 33 for 18 yards (K.Fackrell; M.Evans). P10

END OF QUARTER

	Score	Time Poss	First Downs				Efficiencies	
			R	P	X	T	3 Down	4 Down
New Orleans Saints	7	6:48	2	3	0	5	3/5	0/0
Green Bay Packers	14	8:12	3	3	3	9	3/4	0/0

Third Quarter

10/22/2017

Play By Play

NO elects to Receive, and GB elects to defend the goal.

M.Crosby kicks 63 yards from GB 35 to NO 2. T.Lewis ran ob at NO 41 for 39 yards (J.Janis).

New Orleans Saints at 15:00, (1st play from scrimmage 14:51)

<u>1-10-NO 41</u>	(14:51) J.LeRibeus reported in as eligible. M.Ingram right end to NO 39 for -2 yards (D.Lowry).	
2-12-NO 39	(14:10) (Shotgun) D.Brees pass short middle to M.Thomas to GB 48 for 13 yards (K.Brice).	P11
<u>1-10-GB 48</u>	(13:32) D.Brees pass incomplete short left to M.Thomas.	
2-10-GB 48	(13:26) A.Kamara right end to GB 47 for 1 yard (D.House).	
3-9-GB 47	(12:48) (Shotgun) D.Brees pass deep middle to M.Thomas to GB 26 for 21 yards (H.Clinton-Dix) [M.Daniels].	P12
<u>1-10-GB 26</u>	(12:06) A.Kamara right tackle to GB 22 for 4 yards (D.House, C.Odom).	
2-6-GB 22	(11:29) (Shotgun) D.Brees pass deep left to B.Coleman for 22 yards, TOUCHDOWN.	P13
	W.Lutz extra point is Blocked (K.Clark), Center-Z.Wood, Holder-T.Morstead.	

NO 13 GB 14, 7 plays, 59 yards, 3:36 drive, 3:36 elapsed

W.Lutz kicks 65 yards from NO 35 to end zone, Touchback.

Green Bay Packers at 11:24

1-10-GB 25	(11:24) A.Jones right tackle to GB 29 for 4 yards (C.Robertson, M.Te'o).	
2-6-GB 29	(10:51) B.Hundley pass short right to J.Nelson pushed ob at GB 42 for 13 yards (K.Crawley).	P13
	<i>Penalty on NO-K.Vaccaro, Defensive Holding, declined.</i>	
	<i>Penalty on NO-K.Crawley, Defensive Holding, declined.</i>	
<u>1-10-GB 42</u>	(10:24) B.Hundley sacked at GB 38 for -4 yards (A.Okafor). FUMBLES (A.Okafor) [A.Okafor], recovered by GB-J.McCray at GB 34. J.McCray to GB 34 for no gain (C.Jordan).	
2-18-GB 34	(9:41) (Shotgun) B.Hundley pass incomplete deep right to R.Cobb (A.Klein).	
	Timeout #1 by GB at 09:33.	
3-18-GB 34	(9:33) (Shotgun) B.Hundley pass short middle to D.Adams to GB 42 for 8 yards (M.Lattimore).	
4-10-GB 42	(9:00) J.Vogel punts 42 yards to NO 16, Center-T.Pepper, downed by GB-T.Pepper.	

New Orleans Saints at 8:48

1-10-NO 16	(8:48) (Shotgun) D.Brees pass short left to T.Ginn pushed ob at GB 37 for 47 yards (H.Clinton-Dix).	P14
<u>1-10-GB 37</u>	(8:19) M.Ingram up the middle to GB 35 for 2 yards (M.Daniels, K.Clark).	
2-8-GB 35	(7:42) (Shotgun) D.Brees pass short left to B.Coleman to GB 26 for 9 yards (H.Clinton-Dix).	P15
<u>1-10-GB 26</u>	(7:04) J.LeRibeus reported in as eligible. M.Ingram right guard to GB 22 for 4 yards (D.Lowry, M.Evans).	
2-6-GB 22	(6:31) D.Brees pass incomplete short right to M.Ingram.	
3-6-GB 22	(6:25) (Shotgun) D.Brees pass short middle to M.Thomas to GB 13 for 9 yards (K.Brice). GB-D.House was injured during the play.	P16
<u>1-10-GB 13</u>	(5:59) A.Kamara left tackle to GB 6 for 7 yards (C.Matthews).	
	<i>PENALTY on NO-J.Hill, Illegal Block Above the Waist, 10 yards, enforced at GB 13 - No Play.</i>	
1-20-GB 23	(5:31) D.Brees pass short middle to M.Thomas to GB 14 for 9 yards (B.Martinez).	
2-11-GB 14	(4:50) (Shotgun) D.Brees pass short left to M.Ingram to GB 10 for 4 yards (B.Martinez).	
3-7-GB 10	(4:15) (Shotgun) D.Brees pass incomplete short middle to M.Thomas.	
4-7-GB 10	(4:12) W.Lutz 28 yard field goal is GOOD, Center-Z.Wood, Holder-T.Morstead.	

NO 16 GB 14, 10 plays, 74 yards, 4:40 drive, 10:52 elapsed

W.Lutz kicks 73 yards from NO 35 to GB -8. T.Davis to GB 19 for 27 yards (V.Bell, D.Harris).

Green Bay Packers at 4:08, (1st play from scrimmage 4:03)

1-10-GB 19	(4:03) A.Jones up the middle to GB 21 for 2 yards (S.Rankins).	
2-8-GB 21	(3:29) (Shotgun) B.Hundley right end ran ob at GB 29 for 8 yards (C.Robertson).	R14
<u>1-10-GB 29</u>	(2:56) A.Jones up the middle to GB 34 for 5 yards (M.Te'o).	
2-5-GB 34	(2:21) A.Jones right guard to NO 45 for 21 yards (M.Lattimore).	R15
<u>1-10-NO 45</u>	(1:39) A.Jones left guard to NO 44 for 1 yard (K.Vaccaro; T.Davison).	
2-9-NO 44	(:59) (Shotgun) B.Hundley pass short right to R.Cobb to NO 43 for 1 yard (S.Rankins). FUMBLES (S.Rankins), recovered by GB-J.Evans at NO 43. J.Evans to NO 43 for no gain (C.Robertson).	
	<i>PENALTY on NO-D.Onyemata, Unnecessary Roughness, 15 yards, enforced at NO 43.</i>	X16
<u>1-10-NO 28</u>	(:25) B.Hundley pass incomplete short right to T.Montgomery [C.Jordan].	
2-10-NO 28	(:20) T.Montgomery right tackle to NO 28 for no gain (D.Onyemata).	

New Orleans Saints vs Green Bay Packers at Lambeau Field

END OF QUARTER

	Time	First Downs				Efficiencies		
Score	Poss	R	P	X	T	3 Down	4 Down	
New Orleans Saints	16	8:16	0	6	0	6	2/3	0/0
Green Bay Packers	14	6:44	2	1	1	4	0/1	0/0

Fourth Quarter

10/22/2017

Play By Play

Green Bay Packers continued.

3-10-NO 28 (15:00) (Shotgun) B.Hundley pass incomplete deep right to D.Adams.

4-10-NO 28 (14:50) **M.Crosby 46 yard field goal is GOOD, Center-T.Pepper, Holder-J.Vogel.**

NO 16 GB 17, 10 plays, 53 yards, 1 penalty, 4:18 drive, 0:10 elapsed

M.Crosby kicks 69 yards from GB 35 to NO -4. T.Lewis to NO 14 for 18 yards (J.Williams).

New Orleans Saints at 14:50, (1st play from scrimmage 14:46)

1-10-NO 14 (14:46) D.Brees pass short right to T.Ginn to NO 18 for 4 yards (D.House).

2-6-NO 18 (14:11) (Shotgun) D.Brees pass short middle to T.Ginn to NO 27 for 9 yards (D.Randall, H.Clinton-Dix). P17

1-10-NO 27 (13:35) D.Brees pass deep left to M.Thomas to NO 47 for 20 yards (D.Randall; B.Martinez). P181-10-NO 47 (12:54) M.Ingram right tackle to GB 45 for 8 yards (Q.Dial).

2-2-GB 45 (12:19) A.Kamara left tackle to GB 26 for 19 yards (D.Randall). R19

1-10-GB 26 (11:43) A.Kamara right guard to GB 23 for 3 yards (K.Clark).

2-7-GB 23 (11:09) M.Ingram left guard to GB 26 for -3 yards (C.Matthews).

3-10-GB 26 (10:31) (Shotgun) D.Brees pass incomplete short left to T.Lewis (D.House).

4-10-GB 26 (10:26) **W.Lutz 44 yard field goal is GOOD, Center-Z.Wood, Holder-T.Morstead.**

NO 19 GB 17, 9 plays, 60 yards, 4:29 drive, 4:39 elapsed

W.Lutz kicks 70 yards from NO 35 to GB -5. T.Davis ran ob at GB 40 for 45 yards (D.Harris).

PENALTY on GB-J.Williams, Offensive Holding, 10 yards, enforced at GB 20.

Green Bay Packers at 10:21, (1st play from scrimmage 10:14)

1-10-GB 10 (10:14) (Shotgun) A.Jones left end pushed ob at GB 13 for 3 yards (A.Klein).

2-7-GB 13 (9:46) A.Jones left end pushed ob at GB 11 for -2 yards (A.Klein).

3-9-GB 11 (9:10) (Shotgun) B.Hundley pass short left to M.Bennett to GB 16 for 5 yards (K.Crawley) [T.Hendrickson].

4-4-GB 16 (8:32) J.Vogel punts 44 yards to NO 40, Center-T.Pepper, fair catch by T.Ginn.

PENALTY on GB-J.Jones, Illegal Motion, 5 yards, enforced at NO 40.

New Orleans Saints at 8:25

1-10-NO 45 (8:25) (Shotgun) D.Brees pass short right to M.Thomas to 50 for 5 yards (D.House).

2-5-50 (7:53) M.Ingram right end to GB 27 for 23 yards (K.Brice). R20

*PENALTY on GB-K.Brice, Horse Collar Tackle, 14 yards, enforced at GB 27. X21*1-10-GB 13 (7:20) D.Brees pass short left to M.Ingram to GB 12 for 1 yard (K.King, Q.Dial).

2-9-GB 12 (6:41) (Shotgun) A.Kamara left end pushed ob at GB 5 for 7 yards (K.King).

3-2-GB 5 (6:08) (Shotgun) D.Brees pass short right to M.Ingram to GB 2 for 3 yards (B.Martinez). P22

1-2-GB 2 (5:27) J.LeRibeus reported in as eligible. D.Brees up the middle to GB 1 for 1 yard (B.Martinez).

Timeout #2 by GB at 05:25.

2-1-GB 1 (5:25) J.LeRibeus reported in as eligible. A.Kamara left end to GB 1 for no gain (N.Perry).

Timeout #3 by GB at 04:57.

3-1-GB 1 (4:57) **J.LeRibeus reported in as eligible. D.Brees up the middle for 1 yard, TOUCHDOWN.** R23

W.Lutz extra point is GOOD, Center-Z.Wood, Holder-T.Morstead.

NO 26 GB 17, 8 plays, 55 yards, 1 penalty, 3:30 drive, 10:05 elapsed

W.Lutz kicks 65 yards from NO 35 to end zone, Touchback.

Green Bay Packers at 4:55

1-10-GB 25 (4:55) (Shotgun) B.Hundley pass short left to D.Adams to GB 29 for 4 yards (V.Bell).

2-6-GB 29 (4:32) (Shotgun) B.Hundley pass incomplete short right to J.Nelson (C.Jordan).

3-6-GB 29 (4:28) (Shotgun) B.Hundley pass deep middle intended for M.Bennett INTERCEPTED by K.Vaccaro at NO 29. K.Vaccaro to NO 29 for no gain (R.Cobb).

New Orleans Saints at 4:20

1-10-NO 29 (4:20) J.LeRibeus reported in as eligible. M.Ingram right tackle to NO 31 for 2 yards (K.Clark).

2-8-NO 31 (3:35) J.LeRibeus reported in as eligible. M.Ingram right guard to NO 35 for 4 yards (Q.Dial).

3-4-NO 35 (2:49) *PENALTY on GB-D.Lowry, Neutral Zone Infraction, 5 yards, enforced at NO 35 - No Play.* X241-10-NO 40 (2:49) J.LeRibeus reported in as eligible. M.Ingram right end to NO 47 for 7 yards (K.Brice).

2-3-NO 47 (2:08) M.Ingram right end to GB 47 for 6 yards (K.Brice). R25

Two-Minute Warning

New Orleans Saints vs Green Bay Packers at Lambeau Field

1-10-GB 47 (2:00) D.Brees kneels to GB 48 for -1 yards.

2-11-GB 48 (1:19) D.Brees kneels to GB 49 for -1 yards.

3-12-GB 49 (:39) D.Brees kneels to 50 for -1 yards.

END OF QUARTER

	Score	Time	First Downs				Efficiencies	
		Poss	R	P	X	T	3 Down	4 Down
New Orleans Saints	26	12:19	4	3	2	9	2/4	0/0
Green Bay Packers	17	2:41	0	0	0	0	0/3	0/0

Miscellaneous Statistics Report

New Orleans Saints vs Green Bay Packers
10/22/2017 at Lambeau Field

Ten Longest Plays for New Orleans Saints

Yards	Qtr	Play Start	Play Description
47	3	1-10-NO 16	(8:48) (Shotgun) D.Brees pass short left to T.Ginn pushed ob at GB 37 for 47 yards (H.Clinton-Dix).
40	1	2-9-NO 21	(3:56) (Shotgun) D.Brees pass deep middle to T.Ginn to GB 39 for 40 yards (D.House).
37	4	2-5-50	(7:53) M.Ingram right end to GB 27 for 23 yards (K.Brice). PENALTY on GB-K.Brice, Horse Collar Tackle, 14 yards, enforced at GB 27.
24	1	2-9-NO 26	(12:27) (Shotgun) D.Brees pass short left to A.Kamara to 50 for 24 yards (B.Martinez).
22	3	2-6-GB 22	(11:29) (Shotgun) D.Brees pass deep left to B.Coleman for 22 yards, TOUCHDOWN.
21	3	3-9-GB 47	(12:48) (Shotgun) D.Brees pass deep middle to M.Thomas to GB 26 for 21 yards (H.Clinton-Dix) [M.Daniels].
20	4	1-10-NO 27	(13:35) D.Brees pass deep left to M.Thomas to NO 47 for 20 yards (D.Randall; B.Martinez).
19	4	2-2-GB 45	(12:19) A.Kamara left tackle to GB 26 for 19 yards (D.Randall).
18	2	1-10-NO 49	(:01) (Shotgun) D.Brees pass short left to T.Ginn to GB 33 for 18 yards (K.Fackrell; M.Evans).
17	2	3-3-NO 32	(7:52) (Shotgun) D.Brees pass short middle to C.Fleener to NO 49 for 17 yards (K.Brice, K.King).

Ten Longest Plays for Green Bay Packers

Yards	Qtr	Play Start	Play Description
46	1	1-10-NO 46	(13:09) A.Jones right guard for 46 yards, TOUCHDOWN.
29	2	2-10-GB 39	(11:14) (Shotgun) B.Hundley pass short right to R.Cobb pushed ob at NO 47 for 14 yards (A.Klein).
22	2	3-3-GB 15	(5:08) (Shotgun) B.Hundley scrambles up the middle to GB 37 for 22 yards (C.Jordan).
21	3	2-5-GB 34	(2:21) A.Jones right guard to NO 45 for 21 yards (M.Lattimore).
16	3	2-9-NO 44	(:59) (Shotgun) B.Hundley pass short right to R.Cobb to NO 43 for 1 yard (S.Rankins). FUMBLES (S.Rankins), recovered by
15	1	1-10-GB 25	(15:00) A.Jones left tackle to GB 40 for 15 yards (M.Lattimore).
14	2	3-4-NO 14	(8:45) (Shotgun) B.Hundley scrambles left end for 14 yards, TOUCHDOWN.
14	2	3-4-GB 25	(1:01) (Shotgun) B.Hundley pass short middle to G.Allison to GB 39 for 14 yards (M.Williams, C.Robertson).
13	3	2-6-GB 29	(10:51) B.Hundley pass short right to J.Nelson pushed ob at GB 42 for 13 yards (K.Crawley).
12	2	1-10-NO 32	(10:44) (Shotgun) B.Hundley pass short middle to M.Bennett to NO 20 for 12 yards (K.Vaccaro).

Touchdown Scoring Information

		Offense	Defense	Special Teams
VISITOR	New Orleans Saints	3	0	0
HOME	Green Bay Packers	2	0	0

Player Scoring Information

Club	Player	TD	Rush TD	Rec TD	KO TD	Punt TD	Int TD	Fum TD	Misc TD	FG	XP	2Pt Rush	2Pt Rec	Sfty	Points
NO	W.Lutz	0	0	0	0	0	0	0	0	2	2	0	0	0	8
NO	D.Brees	0	1	0	0	0	0	0	0	0	0	0	0	0	6
NO	M.Ingram	0	1	0	0	0	0	0	0	0	0	0	0	0	6
NO	B.Coleman	0	0	1	0	0	0	0	0	0	0	0	0	0	6
GB	B.Hundley	0	1	0	0	0	0	0	0	0	0	0	0	0	6
GB	A.Jones	0	1	0	0	0	0	0	0	0	0	0	0	0	6
GB	M.Crosby	0	0	0	0	0	0	0	0	1	2	0	0	0	5

Possession Detail

	First Half		Second Half		Game	
	Visitor	Home	Visitor	Home	Visitor	Home
Largest Lead	0	7	9	1	9	7
Drives Leading	0	4	2	1	2	5
Time of Possession Leading	0:00	7:45	7:50	2:36	7:50	10:21
Largest Deficit	-7	0	-1	-9	-7	-9
Drives Trailing	6	0	3	3	9	3
Time of Possession Trailing	16:21	0:00	12:45	6:49	29:06	6:49
Times Score Tied Up		1		0		1
Lead Changes		2		3		5

Playtime Percentage

Percent of playtime per player on offense, defense and special teams

New Orleans Saints						Green Bay Packers								
		Offense	Defense	Special Teams				Offense	Defense	Special Teams				
M Unger	C	76	100%		5	19%	J McCray	G	55	100%	4	15%		
R Ramczyk	T	76	100%		5	19%	D Bakhtiari	T	55	100%	4	15%		
A Peat	G	76	100%		4	15%	J Evans	G	55	100%	4	15%		
D Brees	QB	76	100%				B Bulaga	T	55	100%	4	15%		
T Armstead	T	76	100%				C Linsley	C	55	100%				
M Thomas	WR	60	79%				B Hundley	QB	55	100%				
B Coleman	WR	54	71%				J Nelson	WR	51	93%				
M Hoomanawanui	TE	43	57%		9	35%	M Bennett	TE	49	89%				
S Kelemete	G	42	55%		5	19%	D Adams	WR	48	87%				
M Ingram	RB	42	55%				A Jones	RB	44	80%				
J Hill	TE	41	54%		11	42%	R Cobb	WR	37	67%				
T Ginn	WR	39	51%		5	19%	L Kendricks	TE	14	25%	11	42%		
A Kamara	RB	37	49%				A Ripkowski	FB	14	25%	11	42%		
L Warford	G	36	47%		1	4%	T Montgomery	RB	7	13%				
C Fleener	TE	20	26%				R Rodgers	TE	6	11%	7	27%		
Z Line	FB	18	24%				G Allison	WR	5	9%	8	31%		
T Lewis	WR	12	16%		4	15%	H Clinton-Dix	FS		76	100%	5	19%	
J LeRibeus	C	9	12%		5	19%	B Martinez	LB		75	99%	12	46%	
K Vaccaro	SS	3	4%	54	98%	4	15%	K Brice	FS		73	96%	14	54%
C Robertson	LB			55	100%	7	27%	D House	CB		67	88%	4	15%
M Lattimore	CB			55	100%	5	19%	K Clark	NT		65	86%	6	23%
A Klein	LB			55	100%	5	19%	C Matthews	LB		57	75%	4	15%
M Williams	FS			54	98%	7	27%	N Perry	LB		54	71%	1	4%
K Crawley	CB			54	98%	5	19%	M Daniels	DT		53	70%	5	19%
C Jordan	DE			52	95%	5	19%	J Jones	SS		52	68%	20	77%
S Rankins	DT			45	82%	1	4%	K King	CB		50	66%	6	23%
A Okafor	DE			41	75%	4	15%	D Randall	CB		48	63%	7	27%
V Bell	FS			37	67%	11	42%	Q Dial	NT		31	41%	9	35%
D Onyemata	DT			32	58%	5	19%	D Lowry	DE		27	36%	10	38%
T Davison	DT			28	51%	5	19%	K Fackrell	LB		26	34%	21	81%
T Hendrickson	DE			20	36%	5	19%	J Ryan	LB		24	32%	9	35%
M Te'o	LB			18	33%			C Odom	LB		21	28%	2	8%
A Muhammad	DE		3	5%	10	38%	J Hawkins	CB		17	22%	3	12%	
R Bush	SS		2	4%	4	15%	M Evans	SS		13	17%	16	62%	
M Mauti	LB				20	77%	R Jean Francois	DT		5	7%			
C Banjo	SS				20	77%	J Whitehead	FS		1	1%	11	42%	
G Hodges	LB				16	62%	T Davis	WR				12	46%	
D Harris	CB				16	62%	J Williams	RB				11	42%	
D Lasco	RB				16	62%	J Janis	WR				10	38%	
J Hardee	DB				16	62%	T Pepper	LS				9	35%	
T Edmunds	RB				16	62%	J Vogel	P				9	35%	
W Lutz	K				11	42%	M Crosby	K				8	31%	
Z Wood	LS				7	27%	L Pipkins	CB				5	19%	
T Morstead	P				7	27%	L Patrick	G				4	15%	
P Williams	CB				4	15%								