



**2017 MEDIA INFO**  
**FALCONS AT PANTHERS**  
**SUNDAY, NOV. 5, 2017**





**WEEK 9**



**ATLANTA FALCONS (4-3)**

VS.

**CAROLINA PANTHERS (5-3)**

**1:00 P.M., SUNDAY, NOVEMBER 5, 2017**



**BANK OF AMERICA STADIUM, CHARLOTTE, NC**

**DIVISION RIVAL**

The Falcons will play their first division game in Week 9 when they travel to Charlotte to take on the Carolina Panthers. The Falcons own the all-time regular season series, 27-17, and have won the last three games against Carolina.

Atlanta and Carolina last met on Christmas Eve in 2016 and the Falcons came away with a 33-16 win in Bank of America Stadium completing the season sweep on the Panthers. That was the ninth time in franchise history Atlanta had reached 10 wins on the season. QB Matt Ryan went 27-of-33 for 277 yards and two touchdowns with a 121.8 passer rating. Ryan broke his career high and franchise record for most passing touchdowns in a season (34). Ryan also became the first quarterback to throw a passing touchdown to 13 different receivers in a single season during this game.

RB Tevin Coleman scored on a 55-yard touchdown run – longest run of his career. The touchdown was his eighth rushing touchdown of the season – 10th of the year – and marked the first time in franchise history the Falcons have had two running backs with 10 total touchdowns.

Last week, the Falcons hung on to win, 25-20, in a sloppy, wet game versus the New York Jets. Ryan completed his 26th career fourth quarter comeback (including postseason), while going 18-of-29 for 254 yards and two touchdowns and a 113.3 passer rating. That was Ryan's 76th career multi-touchdown game, his 62nd straight game with at least 200 passing yards, and the 25th straight game with a passing touchdown.

Coleman finished the game with 14 carries for 82 yards, including a 52-yard run in the fourth quarter. Coleman and RB Devonta Freeman teamed up for 165 total yards - the third time this season the duo has combined for 150+ total yards.

The defense held the Jets to only 43 rushing yards and a 2.0 yards per carry average on the day. The defense also sacked QB Josh McCown three times.

Rookie DE Takk McKinley recorded the second sack of his career. LB Deion Jones finished the game with 11 total tackles, including one tackle for loss. That was the third straight week Jones finished with double-digit tackles.

**BROADCAST INFORMATION**

**TELEVISION**

Play-by-Play: Joe Buck  
Color Analyst: Troy Aikman  
Sideline: Erin Andrews



Coverage Provided by:  
FOX

**RADIO**

Play-by-Play: Wes Durham  
Color Analyst: Dave Archer  
Sideline: John Michaels



Coverage Provided by:  
92.9 The Game

**NATIONAL RADIO**

Play-by-Play: Wayne Randazzo  
Color Analyst: Hank Bauer



Coverage Provided by:  
Sports USA

**WEEKLY SCHEDULE**

Head Coach Dan Quinn will speak to the media at 1:15 p.m. on Wednesdays and at 1:25 p.m. on Thursdays. On Fridays, Coach Quinn will speak to the media post practice. Listed below are the times of open locker room.

**Weekly Media Schedule**

| Day           | Time                 | Availability   |
|---------------|----------------------|----------------|
| Wed. Nov. 1   | 1:30 p.m.            | *QB Matt Ryan  |
| Thurs. Nov. 2 | 1:30 p.m.            | WR Julio Jones |
| Fri. Nov. 3   | 11:15 a.m.           | Yes            |
| Sat. Nov. 4   | Walkthrough          | No             |
| Sun. Nov. 5   | at Carolina Panthers | Yes            |

\*Available post practice  
^ Practice start time

**#QUINNING**

*"I thought this today really exemplified, in a lot of ways, a good team win. I thought it was going to be a line of scrimmage game on both sides and it was. Defensively, to hold them to 43 yards (rushing), that was a real emphasis.*  
- Falcons Head Coach Dan Quinn after Jets game

**Brian Cearns**  
Director, Football Communications  
BCearns@Falcons.NFL.com - 470.341.4151

**Matt Haley**  
Football Communications Manager  
MHaley@Falcons.NFL.com - 470.341.4152

**Curtis D. Jackson III**  
Football Communications Coordinator  
CJackson@Falcons.NFL.com - 470.341.4153

**Caleigh Lentz**  
Football Communications Assistant  
CLentz@Falcons.NFL.com - 470.341.4154

**Morgan Shaw Parker**  
Vice President of AMBSE Media Group  
MShawParker@Falcons.NFL.com - 470.341.4150

**Graham Reynolds**  
Football Communications Seasonal Intern  
Graham.Reynolds@Falcons.NFL.com



## GENERAL INFORMATION

### 2017 SCHEDULE

#### Falcons 2017 Season Schedule

##### Preseason (0-4)

| Date    | Opponent      | Time      | Network  |
|---------|---------------|-----------|----------|
| Aug. 10 | at Miami      | 7:00 p.m. | L, 23-20 |
| Aug. 20 | at Pittsburgh | 4:00 p.m. | L, 17-13 |
| Aug. 26 | Arizona       | 7:00 p.m. | L, 24-14 |
| Aug. 31 | Jacksonville  | 7:00 p.m. | L, 13-7  |

##### Regular Season (4-3)

| Date     | Opponent       | Time      | Network             |
|----------|----------------|-----------|---------------------|
| Sept. 10 | at Chicago     |           | W, 23-17            |
| Sept. 17 | Green Bay      |           | W, 34-23            |
| Sept. 24 | at Detroit     |           | W, 30-26            |
| Oct. 1   | Buffalo        |           | L, 23-17            |
| Oct. 8   | BYE            |           |                     |
| Oct. 15  | Miami          |           | L, 20-17            |
| Oct. 22  | at New England |           | L, 23-7             |
| Oct. 29  | at NYJ         |           | W, 25-20            |
| Nov. 5   | at Carolina    | 1:00 p.m. | FOX                 |
| Nov. 12  | Dallas*        | 4:25 p.m. | FOX                 |
| Nov. 20  | at Seattle     | 8:30 p.m. | ESPN                |
| Nov. 26  | Tampa Bay*     | 1:00 p.m. | FOX                 |
| Dec. 3   | Minnesota*     | 1:00 p.m. | FOX                 |
| Dec. 7   | New Orleans*   | 8:25 p.m. | NBC/<br>NFLN/Amazon |
| Dec. 18  | at Tampa Bay*  | 8:30 p.m. | ESPN                |
| Dec. 24  | at New Orleans | 1:00 p.m. | FOX                 |
| Dec. 31  | Carolina*      | 1:00 p.m. | FOX                 |

##### Playoff Schedule

Wild Card Round: Jan. 6-7  
 Divisional Round: Jan. 13-14  
 Conference Championship: Jan. 21  
 Super Bowl LII: Feb. 4

### 2017 SEASON LEADERS

#### Falcons Team Leaders

| Passing   | Cmp. | Att. | Yds   | TDs | INT | Rate |
|-----------|------|------|-------|-----|-----|------|
| Matt Ryan | 153  | 232  | 1,844 | 9   | 6   | 92.3 |

| Rushing         | Att. | Yds | Avg. | Long | TDs |
|-----------------|------|-----|------|------|-----|
| Devonta Freeman | 103  | 466 | 4.5  | 44   | 5   |
| Tevin Coleman   | 58   | 311 | 5.4  | 52   | 1   |

| Receiving      | Rec. | Yds | Avg. | Long | TDs |
|----------------|------|-----|------|------|-----|
| Julio Jones    | 37   | 540 | 14.6 | 53   | 1   |
| Mohamed Sanu   | 28   | 302 | 10.8 | 24   | 2   |
| Austin Hooper  | 22   | 295 | 13.4 | 88t  | 2   |
| Taylor Gabriel | 17   | 189 | 11.1 | 40t  | 1   |

#### Panthers Team Leaders

| Passing    | Cmp. | Att. | Yds   | TDs | INT | Rate |
|------------|------|------|-------|-----|-----|------|
| Cam Newton | 166  | 263  | 1,841 | 10  | 11  | 79.1 |

| Rushing          | Att. | Yds | Avg. | Long | TDs |
|------------------|------|-----|------|------|-----|
| Jonathan Stewart | 110  | 329 | 3.0  | 17   | 1   |
| Cam Newton       | 60   | 255 | 4.3  | 20   | 3   |

| Receiving           | Rec. | Yds | Avg. | Long | TDs |
|---------------------|------|-----|------|------|-----|
| Kelvin Benjamin     | 32   | 475 | 14.8 | 43   | 2   |
| Christian McCaffrey | 49   | 378 | 7.7  | 37   | 2   |
| Devin Funchess      | 33   | 357 | 10.8 | 24   | 3   |

### ALL-TIME RESULTS

All-time regular season results: Falcons 27-17  
 Current Regular Season Streak: Falcons last three  
 Last Regular Season Meeting: '16 Falcons 33-16 (Car)

#### Regular Season Results

| Yr  | Result           | Loc. | Yr  | Result         | Loc. |
|-----|------------------|------|-----|----------------|------|
| '95 | Falcons 23-20 OT | Atl  | '06 | Falcons 20-6   | Car  |
|     | Panthers 21-17   | Car  |     | Panthers 10-3  | Atl  |
| '96 | Panthers 29-6    | Car  | '07 | Panthers 27-20 | Atl  |
|     | Falcons 20-17    | Atl  |     | Falcons 20-13  | Car  |
| '97 | Panthers 9-6     | Atl  | '08 | Panthers 24-9  | Car  |
|     | Panthers 21-12   | Car  |     | Falcons 45-28  | Atl  |
| '98 | Falcons 19-14    | Car  | '09 | Falcons 28-20  | Atl  |
|     | Falcons 51-23    | Atl  |     | Panthers 28-19 | Car  |
| '99 | Falcons 27-20    | Atl  | '10 | Falcons 31-10  | Car  |
|     | Panthers 34-28   | Car  |     | Falcons 31-10  | Atl  |
| '00 | Falcons 15-10    | Car  | '11 | Falcons 31-17  | Atl  |
|     | Falcons 13-12    | Atl  |     | Falcons 31-23  | Car  |
| '01 | Falcons 24-16    | Atl  | '12 | Falcons 31-23  | Atl  |
|     | Falcons 10-7     | Car  |     | Panthers 30-20 | Car  |
| '02 | Falcons 30-0     | Atl  | '13 | Panthers 34-10 | Car  |
|     | Falcons 41-0     | Car  |     | Panthers 21-20 | Atl  |
| '03 | Panthers 23-3    | Car  | '14 | Falcons 19-17  | Car  |
|     | Falcons 20-14 OT | Atl  |     | Panthers 34-3  | Atl  |
| '04 | Falcons 27-10    | Car  | '15 | Panthers 38-0  | Car  |
|     | Falcons 34-31 OT | Atl  |     | Falcons 20-13  | Atl  |
| '05 | Panthers 24-6    | Car  | '16 | Falcons 48-33  | Atl  |
|     | Panthers 44-11   | Atl  |     | Falcons 33-16  | Car  |

### NFC STANDINGS

#### NFC South

| Team           | Wins     | Loss     | Tie      | Win%        | Div        | Conf       |
|----------------|----------|----------|----------|-------------|------------|------------|
| Saints         | 5        | 2        | 0        | .714        | 1-0        | 4-1        |
| Panthers       | 5        | 3        | 0        | .625        | 1-1        | 3-3        |
| <b>Falcons</b> | <b>4</b> | <b>3</b> | <b>0</b> | <b>.571</b> | <b>0-0</b> | <b>3-0</b> |
| Buccaneers     | 2        | 5        | 0        | .286        | 0-1        | 2-3        |

#### NFC East

| Team     | Win | Loss | Tie | Win% | Div | Conf |
|----------|-----|------|-----|------|-----|------|
| Eagles   | 7   | 1    | 0   | .875 | 3-0 | 6-0  |
| Cowboys  | 4   | 3    | 0   | .571 | 2-0 | 4-2  |
| Redskins | 3   | 4    | 0   | .429 | 0-3 | 2-3  |
| Giants   | 1   | 6    | 0   | .143 | 0-2 | 0-5  |

#### NFC North

| Team    | Win | Loss | Tie | Win% | Div | Conf |
|---------|-----|------|-----|------|-----|------|
| Vikings | 6   | 2    | 0   | .750 | 2-1 | 4-1  |
| Packers | 4   | 3    | 0   | .571 | 1-1 | 3-3  |
| Lions   | 3   | 4    | 0   | .429 | 1-0 | 3-3  |
| Bears   | 3   | 5    | 0   | .375 | 0-2 | 1-5  |

#### NFC West

| Team      | Wins | Loss | Ties | Win% | Div | Conf |
|-----------|------|------|------|------|-----|------|
| Seahawks  | 5    | 2    | 0    | .714 | 2-0 | 3-1  |
| Rams      | 5    | 2    | 0    | .714 | 2-1 | 3-2  |
| Cardinals | 3    | 4    | 0    | .429 | 1-0 | 2-4  |
| 49ers     | 0    | 8    | 0    | .000 | 0-3 | 0-7  |

### QUICK SLANT

#### Quinning:

Head Coach Dan Quinning is tied for the highest win percentage (.628) through a Falcons coach's first 35 games.



**COACHING AND INFO**



**DAN QUINN**   
**HEAD COACH**



**RON RIVERA**   
**HEAD COACH**

**COACHING CAPSULE**  
Coaching Years in NFL: 15th year  
Falcons Head Coach: 3rd year  
Regular Season: 23-16 (.590)  
Postseason: 2-1 (.666)

**COACHING CAPSULE**  
Coaching Years in NFL: 21st year  
Panthers Head Coach: 7th year  
Regular Season: 58-45-1 (.563)  
Postseason: 3-3 (.500)

**COACH QUINN VS. PANTHERS**  
Regular Season: 3-1 (.750)  
Postseason: 0-0 (.000)

**COACH RIVERA VS. FALCONS**  
Regular Season: 6-6 (.500)  
Postseason: 0-0 (.000)

**COACHING BACKGROUND**

| Year    | Team              | Role                  |
|---------|-------------------|-----------------------|
| 2015-   | Falcons           | Head Coach            |
| 2013-14 | Seahawks          | Def. Coord.           |
| 2011-12 | Florida           | Def. Coord/Def. Line  |
| 2009-10 | Seahawks          | Def. Line             |
| 2007-08 | Jets              | Def. Line             |
| 2005-06 | Dolphins          | Def. Line             |
| 2003-04 | 49ers             | Def. Line             |
| 2001-02 | 49ers             | QC Coach              |
| 2000    | Hofstra           | Def. Coord./Def. Line |
| 1996-99 | Hofstra           | Def. Line             |
| 1995    | VA Military Inst. | Def. Line             |
| 1994    | William & Mary    | Def. Line             |

**COACHING BACKGROUND**

| Year    | Team     | Role        |
|---------|----------|-------------|
| 2011-   | Panthers | Head Coach  |
| 2008-10 | Chargers | Def. Coord. |
| 2007-08 | Chargers | Linebackers |
| 2004-06 | Bears    | Def. Coord. |
| 1999-03 | Eagles   | Linebackers |
| 1997-98 | Bears    | Def. QC     |

**TALE OF THE TAPE**

**2017 Regular Season Statistics Rankings**

| Falcons     |                         | Panthers   |
|-------------|-------------------------|------------|
| 21.9 (16)   | Points/Game             | 18.5 (23)  |
| 374.4 (5)   | Total Offense           | 311.0 (21) |
| 123.3 (11)  | Net Rushing Yards/Game  | 97.6 (20)  |
| 251.1 (9)   | Net Passing Yards/Game  | 213.4 (19) |
| 28:59 (23t) | Possession Average      | 33:34 (2)  |
| 21.7 (15t)  | Opponent Points/Game    | 17.8 (5)   |
| 320.6 (11)  | Opponent Total Offense  | 264.0 (2)  |
| 102.1 (11)  | Opp. Rushing Yards/Game | 81.6 (5)   |
| 218.4 (14)  | Opp. Passing Yards/Game | 182.4 (3)  |
| -5 (27)     | Turnover Differential   | -7 (29)    |

**LAST TIME**

**The Last Time vs. Panthers**  
**100-Yard Rusher:** Michael Turner - 103 (9/30/12)  
**300-Yard Passer:** Matt Ryan - 503 (10/2/16)  
**100-Yard Receiver:** Julio Jones - 300 (10/2/16)

**Last Reg Season Game vs. Panthers**  
**Game:** 2016, Falcons 33-16 (Carolina)  
**Passing:** M. Ryan 277 yds / C. Newton 198 yds  
**Rushing:** T. Coleman 90 yds / J. Stewart 50 yds  
**Receiving Yds:** J. Jones 60 yds / K. Benjamin 63 yds  
**Receptions:** D. Freeman 8 rec. / G. Olsen 6 rec.  
**Tackles:** D. Jones 13 TT / T. Davis 12 TT

**Falcons Last**  
**100-Yd Rusher:** D. Freeman (106) 9/24/17 at Det.  
**300-Yard Passer:** M. Ryan (321) 9/10/17 at Chi.  
**100-Yard Receiver:** J. Jones (108) 9/17/17 vs. G.B.

**Opponents Last vs. Falcons**  
**100-Yard Rusher:** J. Ajayi (130) - Mia 10/15/17  
**300-Yard Passer:** A. Rodgers (343) - G.B. 9/17/17  
**100-Yard Receiver:** R. Anderson (104) - NYJ 10/29/17

**FALCONS SUPERLATIVES**

**Falcons vs. Panthers**

**Single Game Highs**  
**Passing Yards:** Matt Ryan - 503 (10/2/16)  
**Touchdown Passes:** Matt Ryan & Chris Chandler - 4  
**Rushing Yards:** Michael Vick - 141 (12/7/03)  
**Rushing Touchdowns:** Michael Turner - 4 (11/23/08)  
**Receptions:** Julio Jones - 12 (10/2/16)  
**Receiving Yards:** Julio Jones - 300 (10/2/16)  
**Receiving Touchdowns:** 3 Players - 2 (White 9/30/12)  
**Longest Rush:** Bob Christian - 53 (11/25/01)  
**Longest Reception:** Jamal Anderson - 94t (9/23/01)  
**Longest Field Goal:** Shayne Graham - 54 (12/27/15)

**NFL OFFICIAL CREW**

**Corrente Crew**

|                              |                            |
|------------------------------|----------------------------|
| <b>R:</b> 99 Tony Corrente   | <b>FJ:</b> 82 Buddy Horton |
| <b>U:</b> 76 Alan Eck        | <b>SJ:</b> 25 Ryan Dickson |
| <b>DJ:</b> 13 Patrick Turner | <b>BJ:</b> 30 Todd Prukop  |
| <b>LJ:</b> 2 Bart Longson    | <b>RO:</b> Terri Valenti   |



### ACTIVE STREAKS

- 62** Matt Ryan: Games w/200 passing yds \*NFL record
- 52** Matt Ryan: Road Games w/200 passing yds
- 30** Matt Ryan: Home Games w/200 passing yds
- 25** Matt Ryan: Games with a passing TD
- 6** Team Rushing: Games with 100 rush yds

### Season Streaks

- 6** Matt Ryan: 4,000- yd seasons
- 3** Julio Jones: 1,000-receiving yds
- 2** Devonta Freeman: 1,000-rushing yards
- 2** Devonta Freeman: 1,000-scrimmage yds

### QUICK SLANT

#### Slashing the Defense

The Falcons have recorded seven runs of 20+ yards this season, which is tied for the fourth most in the NFL.

### GETTING THE YARDS

The Falcons are averaging 6.18 yards per play, which is second in the NFL.

| Yards Per Play |             |
|----------------|-------------|
| Team           | Yds/Pl      |
| Chiefs         | 6.26        |
| <b>Falcons</b> | <b>6.18</b> |
| Saints         | 6.06        |
| Patriots       | 5.97        |
| Buccaneers     | 5.92        |

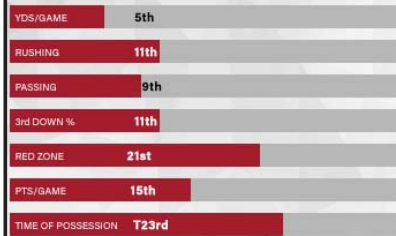
The team is also averaging 4.79 yards per rush, which is fourth in the league.

### OFFENSIVE RANKINGS

The Falcons offense recorded 386 total in Week 8 versus the New York Jets, including 140 yards on the ground, making it the sixth-straight game with 100+ rushing yards.

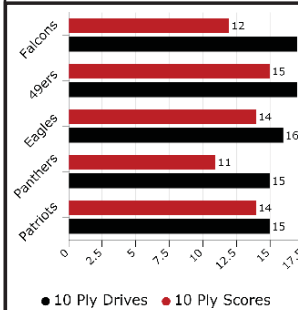
## OFFENSE

### NFL RANKS



### MOVING THE BALL

The Falcons have scored 12 times on their 17 10-play drives, which is tied for the fourth-most scores in the NFL.



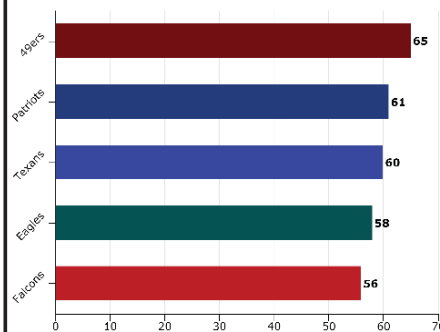
#### Team Offense: 10-Play Drives

The Falcons have scored touchdowns on five of their 17 10-play drives, which ranks tied for fourth.



#### 10-Play Points

The Falcons have scored 56 points on their 17 10-play drives this season, which ranks fifth in the NFL.

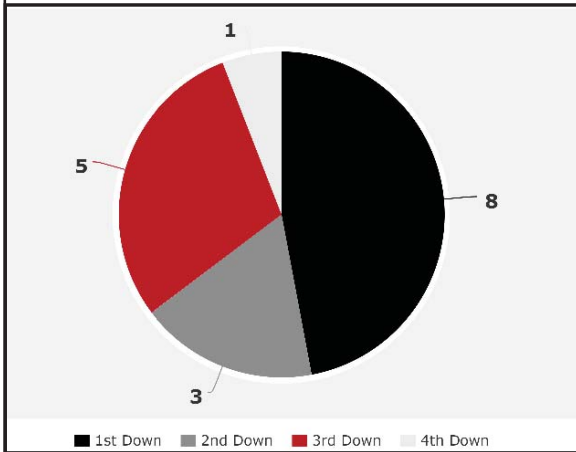


The team has scored five touchdowns on their 17 10-play drives, which is also ranked tied for fourth in the league.



### SACKS BY DOWN

The Falcons defense has recorded 17 sacks this season. Eight of those 17 sacks have come on first down, which is tied for the sixth-best mark in the NFL.



### DEFENSIVE RANKINGS

The defense held the Jets to only 43 rushing yards and a 2.0 yards per carry average in Week 8. The defense also sacked QB Josh McCown three times – the fourth time this season the team has recorded three-or-more sacks.

## DEFENSE

### NFL RANKS



### NO DEEP BALLS

The defense has only allowed 17 completions of 20+ yards, which is tied for the third-lowest mark in the NFL.



### LIMITING BIG PLAYS

The Falcons have only allowed 85 big plays this season (plays of 10+ yards), which is the fifth-lowest total in the NFL.

| Opp. Plays of 10+ Yards |           |              |
|-------------------------|-----------|--------------|
| Team                    | Big Plays | Big Play TDs |
| Bengals                 | 61        | 6            |
| Broncos                 | 66        | 6            |
| Jaguars                 | 73        | 4            |
| Seahawks                | 84        | 9            |
| <b>Falcons</b>          | <b>85</b> | <b>7</b>     |

The defense has also only allowed seven big-play touchdowns.

### NO LONG RUNS

The Falcons have only allowed 15 rushes of 10+ yards this season, which is tied for the fourth-lowest mark in the league.

| Opponent Rushing Plays of 10+ Yds |             |
|-----------------------------------|-------------|
| Team                              | 10+ Yd Runs |
| Minnesota Vikings                 | 9           |
| Tennessee Titans                  | 13          |
| Denver Broncos                    | 14          |
| <b>Atlanta Falcons</b>            | <b>15</b>   |
| Cincinnati Bengals                | 15          |

### 2017 DEFENSIVE LEADERS

- **Total Tackles:** Deion Jones (60)
- **Sacks:** B. Reed/ V. Beasley Jr. (3.0)
- **Forced Fumbles:** Damontae Kazee (2)
- **Opp FR:** D. Trufant/K. Ishmael (1)
- **Pass Deflections:** Robert Alford (7)
- **Interceptions:** D. Trufant/D. Jones (1)
- **TFL:** Grady Jarrett (7)
- **QB Hits:** A. Clayborn/T. McKinley (5)
- **SP Team TKI:** Derrick Coleman (10)
- **Def TDs:** Desmond Trufant (1)

### QUICK SLANT

#### Special Teams:

FB Derrick Coleman leads the NFL in special teams tackles (10).



### NO CATCH FOR YOU

Among the cornerbacks that have played 75-percent of their team's snaps, Trufant has only been targeted 29 times, which is the fourth lowest, according to Pro Football Focus.

| Receptions Allowed     |           |           |
|------------------------|-----------|-----------|
| Player                 | Targets   | Rec.      |
| Patrick Peterson       | 22        | 7         |
| Jimmy Smith            | 26        | 12        |
| Logan Ryan             | 28        | 16        |
| <b>Desmond Trufant</b> | <b>29</b> | <b>17</b> |
| Joe Haden              | 30        | 18        |

Trufant has only allowed 17 receptions, which is tied for the sixth lowest, according to Pro Football Focus.

### NO SCORE FOR YOU

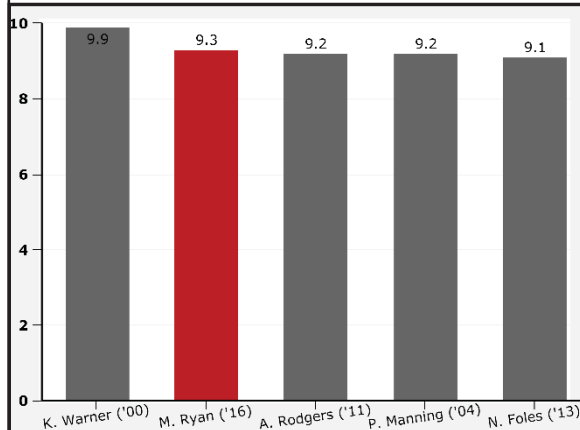
The Falcons defense has allowed 13 offensive touchdowns this season, which is tied for the seventh fewest offensive touchdowns allowed in the NFL.

| Touchdowns Allowed |          |           |
|--------------------|----------|-----------|
| Team               | Rush TD  | Off TD    |
| Broncos            | 0        | 12        |
| <b>Falcons</b>     | <b>2</b> | <b>13</b> |
| Giants             | 2        | 16        |
| Bengals            | 3        | 12        |
| Vikings            | 3        | 12        |

The team has only allowed two rushing touchdowns, which is tied for the second-lowest total in the league.

### AIRING IT OUT

Matt Ryan averaged a career high 9.3 yards per attempt last season. This total was also the highest mark in the NFL last season.



Ryan is currently averaging 7.9 yards per attempt, which is fifth in the NFL.

### RYAN'S 20 FRANCHISE RECORDS

- **39,545** - Most passing yards (career)
- **4,944** - Most passing yards (season, '16)
- **5,296** - Most passes attempted (career)
- **3,441** - Most passes completed (career)
- **651** - Most passes attempted (season, '13)
- **503** - Most passing yards (single game, '16)
- **439** - Most passes completed (season, '13)
- **272** - Consecutive passes w/o an INT - '12
- **249** - Most passing touchdowns (career)
- **155.9** - Highest passer rating (single game, '14)
- **117.1** - Highest passer rating (season, '16)
- **93.6** - Highest passer rating (career)
- **87.5** - Highest completion pct. (single gm, '14)
- **69.9** - Highest completion pct. (season, '16)
- **65.0** - Highest completion pct. (career)
- **38** - Most touchdown passes (season, '16)
- **42** - Most 300-yard games (career)
- **22** - Most consecutive completions ('12)
- **7** - Most 300-yard games (season, '12 & '13)
- **12** - Games w/100+ passer rating (season, '16)

### HOLDING DOWN THE MIDDLE

Alex Mack is the highest rated center according to Pro Football Focus with a 12.7 rating.

| Center Ratings        |             |          |          |
|-----------------------|-------------|----------|----------|
| Player                | Rat.        | Sacks    | Pen.     |
| <b>Alex Mack, Atl</b> | <b>12.7</b> | <b>0</b> | <b>1</b> |
| David Andrews, NE     | 11.0        | 2        | 2        |
| Ryan Jensen, Bal      | 10.1        | 3        | 1        |
| Jason Kelce, Phi      | 10.1        | 2        | 5        |
| Rodney Hudson, Oak    | 9.6         | 0        | 2        |

Mack has not allowed a sack or a hit on the quarterback all season.

### CLIMBING THE CHARTS

Jones is quickly climbing the franchise records ladder.

| Falcons Rec Leaders |            |
|---------------------|------------|
| Player              | Rec.       |
| Roddy White         | 808        |
| Terance Mathis      | 573        |
| <b>Julio Jones</b>  | <b>534</b> |
| Andre Rison         | 423        |
| Tony Gonzalez       | 409        |

Jones has pulled in 534 career receptions, which is currently third on the franchise's all-time receiving list.

### QUICK SLANT

#### Moving On Up:

Julio Jones' 8,150 receiving yards is eighth on the NFL's receiving yards active leaders.



**YOU SHOULD KNOW THIS TOO**

**SCORING MACHINE**


Devonta Freeman had his eighth multi-touchdown game of his career in Week 2 versus the Packers.

| Multi-Touchdown Games  |          |          |          |
|------------------------|----------|----------|----------|
| Opponent               | TDs      | Rush     | Rec      |
| vs. 49ers '16          | 3        | 3        | 0        |
| at Cowboys '15         | 3        | 3        | 0        |
| vs. Texans '15         | 3        | 3        | 0        |
| <b>vs. Packers '17</b> | <b>2</b> | <b>2</b> | <b>0</b> |
| vs. Chiefs '16         | 2        | 2        | 0        |
| vs. Cardinals '16      | 2        | 2        | 0        |
| vs. Packers '16        | 2        | 1        | 1        |
| vs. Saints '15         | 2        | 1        | 1        |

Freeman has eight multi-touchdown games for his career, and he's recorded back-to-back multi touchdown games twice in his career.

**GAME WINNING DRIVES**

According to Pro Football Reference, QB Matt Ryan has led the Falcons on 35 game-winning drives and 26 fourth quarter comebacks (including postseason) in his career.



**MAYOR OF PICK CITY**

Last season, CB Robert Alford recorded two interceptions in Week 4 versus the Panthers. Since 2014, Alford is one of four players with three multi-interception games.

| Multi-Int Games      |                |                 |
|----------------------|----------------|-----------------|
| Player               | Game           | Date            |
| Mike Adams           | vs. N.E.       | 11/16/14        |
|                      | vs. Hou        | 10/8/15         |
|                      | vs. Ten        | 9/28/14         |
| Robert Alford        | <b>vs. Bal</b> | <b>10/19/14</b> |
|                      | <b>vs. Car</b> | <b>10/2/16</b>  |
|                      | <b>vs. Was</b> | <b>10/11/15</b> |
| Marcus Peters        | vs. Bal        | 12/20/15        |
|                      | vs. NYJ        | 9/25/16         |
|                      | vs. Hou        | 9/18/16         |
| D. Rodgers-Cromartie | vs. Cowboys    | 10/25/15        |
|                      | vs. Rams       | 10/23/16        |
|                      | vs. Redskins   | 1/1/17          |

**I'LL TAKE THAT**

LB Deion Jones recorded his fourth career interception in Week 6.

| LB Career INTs (First 2 Yrs) |          |
|------------------------------|----------|
| Player                       | INTs     |
| <b>Deion Jones</b>           | <b>4</b> |
| Michael Boley                | 2        |
| Demorrio Williams            | 2        |
| <b>De'Vondre Campbell</b>    | <b>1</b> |

His four career interceptions are the most a linebacker has recorded in his first two years in franchise history.

**100-YARD GAMES**

Julio Jones passed the 100-yard mark for the first time in 2017 in Week 2 versus the Packers.

| Most 100-Yd Games  |            |
|--------------------|------------|
| Player             | 100-Yd Gms |
| Roddy White        | 39         |
| <b>Julio Jones</b> | <b>36</b>  |
| Alfred Jenkins     | 16         |
| Andre Rison        | 15         |
| Terance Mathis     | 14         |

Jones is now three games off the franchise record for most 100-yard games.

**HISTORIC PERFORMANCE**

Julio Jones' 300 receiving yards he put up against Carolina in Week 4 last season are the fourth most in the Super Bowl era.

| Single Game Rec Yds Leaders |            |
|-----------------------------|------------|
| Player                      | Yds        |
| Flipper Anderson, L.A.      | 336        |
| Calvin Johnson, Det         | 329        |
| Stephone Paige, KC          | 309        |
| <b>Julio Jones, Atl</b>     | <b>300</b> |

Jones' 497 catches in his first 79 games are the most in NFL history in a player's first 79 games.

**YARDS PER GAME**





# 2

## MATT RYAN

QUARTERBACK  
BOSTON COLLEGE  
(10TH YEAR WITH FALCONS)



2016  
2014  
2012  
2010



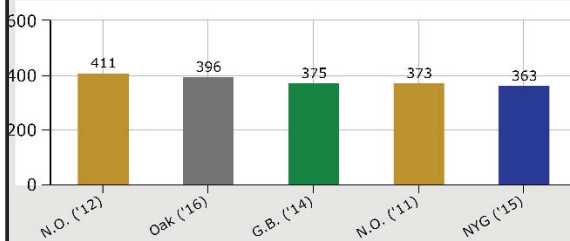
HEIGHT: **6'4"** | WEIGHT: **217** | BIRTHDATE: **5/17/85** | NFL EXP: **10 YRS** | ACQUIRED: **D1a-'08**

### MATT RYAN ON THE ROAD

Ryan averages 268.6 yards per game on the road. He has thrown 127 career touchdowns, with a career 62.9 completion percentage while playing away from home.



Matt Ryan's Best Passing Games on Road



### LEADING MAN

Ryan has thrown for more than 300 yards 42 times in his career, including four games with more than 400 yards.

TD Passes '12-'16

| Player           | TD         |
|------------------|------------|
| Drew Brees       | 195        |
| Aaron Rodgers    | 178        |
| Tom Brady        | 172        |
| Philip Rivers    | 164        |
| <b>Matt Ryan</b> | <b>154</b> |

He has recorded 76 career multi-touchdown games and has led the Falcons to a 25-5 record when he throws for three-or-more touchdowns.

### HISTORY MAKERS

Ryan became the first player in NFL history to pass for 200+ yards in 50 consecutive games.

All-Time 200+ Pass Yds Streak

| Player          | Games     | Yds           |
|-----------------|-----------|---------------|
| <b>*M. Ryan</b> | <b>62</b> | <b>17,974</b> |
| Drew Brees      | 55        | 17,533        |
| Dan Fouts       | 45        | 13,882        |
| Drew Brees      | 43        | 14,300        |
| Active Streaks  |           |               |

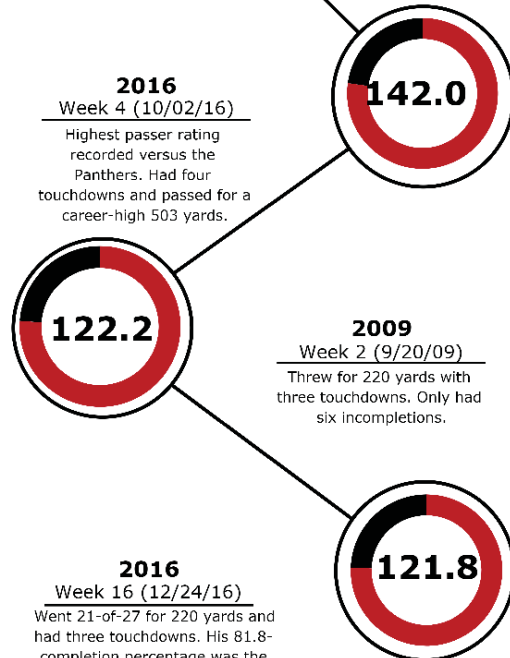
### NO PLACE LIKE HOME

Ryan averages 269.7 yards per game versus the Panthers and has a career 94.1 passer rating versus Carolina.



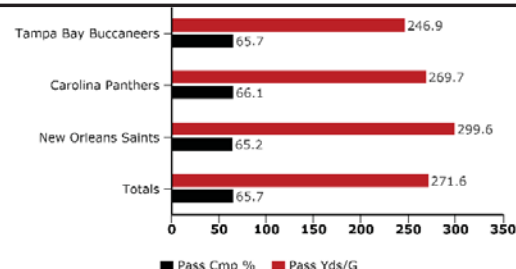
## Matt Ryan

vs. Panthers



### RYAN VS. NFC SOUTH

Ryan has thrown 86 career touchdown passes versus the NFC South.





**JULIO JONES**  
**WIDE RECEIVER**  
**UNIVERSITY OF ALABAMA**  
*(7TH YEAR WITH FALCONS)*



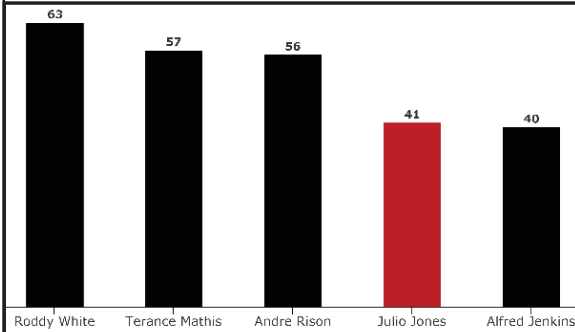
2016  
2015  
2014  
2012



HEIGHT: **6'3"** / WEIGHT: **220** / BIRTHDATE: **2/8/89** / NFL EXP: **7 YRS** / ACQUIRED: **D1-'11**

### LIVING IN THE END ZONE

Jones has 41 career receiving touchdowns, which is fourth on the franchise's all-time list.



### CLIMBING THE CHARTS

Jones passed former Falcons receiver Terance Mathis and moved to second on the franchise's all-time receiving yards list on the first play of the game in week 13 in 2016.

#### Falcons Rec Leaders

| Player             | Yds          |
|--------------------|--------------|
| Roddy White        | 10,611       |
| <b>Julio Jones</b> | <b>8,150</b> |
| Terance Mathis     | 7,349        |
| Alfred Jenkins     | 6,267        |
| Andre Rison        | 5,633        |

He passed Mathis in 49 fewer games played - Jones 77 games; Mathis 126 games.

### AIMING FOR GREATNESS

Jones broke the 8,000-receiving-yard mark on his second catch of the game in Week 7.

#### Fastest to 8,000 Rec Yds

| Player             | Rec Yds      | Gms       |
|--------------------|--------------|-----------|
| Lance Alworth      | 8,067        | 83        |
| <b>Julio Jones</b> | <b>8,076</b> | <b>85</b> |
| Randy Moss         | 8,115        | 93        |
| Jerry Rice         | 8,809        | 94        |
| Calvin Johnson     | 8,104        | 95        |
| Torry Holt         | 8,040        | 95        |

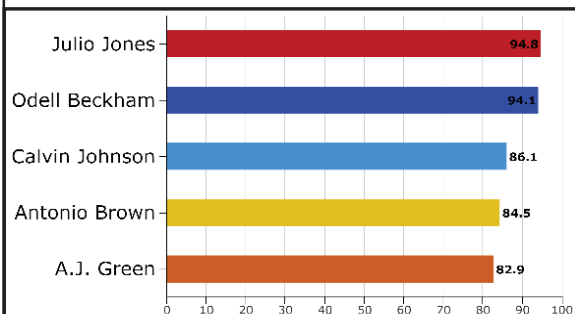
It took Jones 85 games to reach the mark, making him the fastest since the NFL/AFL merger to reach 8,000 receiving yards, according to Pro Football Reference.

### 7 FRANCHISE RECORDS

- **1,871** - Most rec yds (single season, '15)
- **300** - Most receiving yards in a game
- **182** - Most receiving yards (playoff game)
- **136** - Most receptions (single season, '15)
- **959** - Most receiving yards (rookie)
- **8** - Most touchdown receptions (rookie)
- **9** - Most 100-yd rec gms in a season ('15)

### THE GOAT?

Julio Jones averages 94.8 yards per game for his career, which is first on the NFL's all-time career receiving yards per game list.



Jones is averaging 77.1 yards per game in 2017, which is fifth in the NFL.

### THE GOAT?

In Week 1, Jones recorded his 500th career reception - tied Anquan Boldin for fastest to 500 career receptions (80 games).



Jones' 501 receptions through 80 games, is the second most in NFL history.

# 24

## DEVONTA FREEMAN

**RUNNING BACK**

**FLORIDA STATE UNIVERSITY**

*(4TH YEAR WITH FALCONS)*

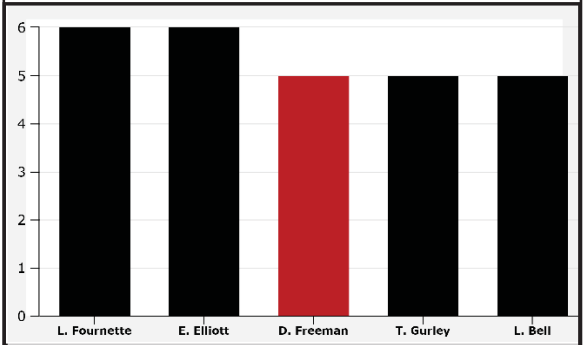




**HEIGHT:** 5'8" | **WEIGHT:** 206 | **BIRTHDATE:** 3/15/92 | **NFL EXP:** 4 YRS | **ACQUIRED:** D4a-'14

### FIND ME IN THE ENDZONE

Freeman has five rushing touchdowns this season, which is tied for the third-most in the League.



### EXPLOSIVE

Freeman has 12 rushes of 10+ yards this season, which is tied for the 10th most in the NFL.



Freeman has a career total of 82 rushes of 10+ yards, which is fourth on the franchise list among running backs.

### FRANCHISE NUMBERS

Freeman has six career receiving touchdowns, tied for the fifth most by a running back in franchise history.

| All-Time RB Rec Leaders |          |
|-------------------------|----------|
| Player                  | TD       |
| William Andrews         | 11       |
| Justin Griffith         | 9        |
| Jason Snelling          | 9        |
| Jamal Anderson          | 7        |
| <b>Devonta Freeman</b>  | <b>6</b> |

### QUICK SLANT

**Producing First:** Freeman has recorded 29 rushing first downs, which is the sixth best mark in the league.

### RB TANDEM

Freeman and Tevin Coleman have teamed up for 200 total yards eight times over the last two seasons. The team is 7-1 when the duo reaches the 200-yard mark.

| 150+ Yard Games   |             |
|-------------------|-------------|
| Opp.              | Total Yards |
| @N.O. - '16, W    | 296         |
| @ Den - '16, W    | 286         |
| vs. N.O. - '16, W | 236         |
| at Det - '17 W    | 227         |
| @Car - '16, W     | 223         |
| vs. S.F. - '16, W | 221         |
| vs. Buf - '17, L  | 220         |
| vs. Sea - '16, W  | 206         |
| vs. S.D. - '16, L | 174         |
| @NYJ - '17 W      | 165         |
| @Oak - '16, W     | 164         |
| vs. T.B. - '16, L | 157         |
| vs. N.E. - '16, L | 156         |
| vs. K.C. - '16, L | 154         |

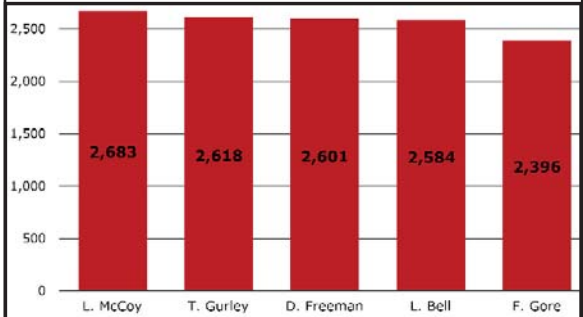
He and Coleman combined for 220 yards in Week 4, which was the second straight game the running back duo has gone for 200+ total yards.

### QUICK SLANT

**Getting the Yards:** Freeman averages 73.3 rushing yards per game versus teams in the NFC South. Last season, he averaged 113.5 yards from scrimmage per game versus the NFC South.

### JUMPING ON THE SCENE

Since 2015, Freeman is third in the NFL in rushing yards (2,601).



His 27 rushing touchdowns since 2015 lead the league during that time period.




# MATT BRYANT

PLACEKICKER

BAYLOR

(9TH YEAR WITH FALCONS)



HEIGHT: **5'9"**

WEIGHT: **203**

BIRTHDATE: **5/29/75**

NFL EXP: **16 YRS**

ACQUIRED: **FA-'09**

## ALL-TIME POINTS LEADERS

Bryant broke Pro Football Hall of Fame K Morten Andersen's franchise record for points scored in week eight of 2016. Bryant broke the record on an extra point in the first quarter following Taylor Gabriel's 47-yard touchdown reception. He now has 949 points.

### All-Time Point Leaders

| Player             | Pts        |
|--------------------|------------|
| <b>Matt Bryant</b> | <b>949</b> |
| Morten Andersen    | 806        |
| Mick Luckhurst     | 558        |
| Jay Feely          | 436        |
| Norm Johnson       | 395        |

## POINT MAN

Bryant scored 158 points last season, which led all scorers and was a franchise record.

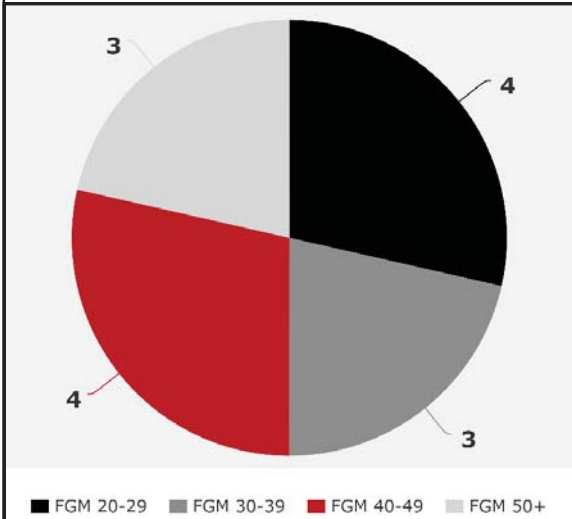
### Points Scored Franchise History

| Player             | Pts        |
|--------------------|------------|
| <b>Matt Bryant</b> | <b>158</b> |
| Matt Bryant        | 143        |
| Jay Feely          | 138        |
| Jason Elam         | 129        |
| Matt Bryant        | 128        |

Bryant currently has 57 points on the season.

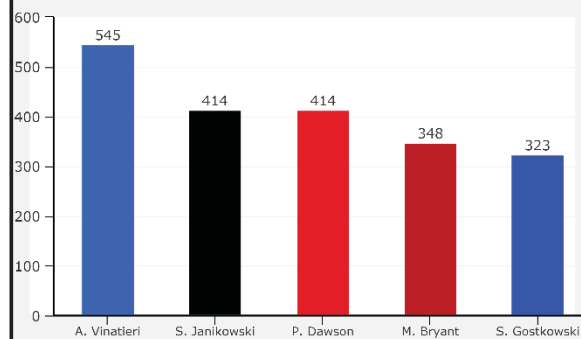
## DISTANCE

K Matt Bryant went four-for-four, including making a 45-yard field goal in windy, rainy conditions in Week 8 versus the New York Jets.



## IT'S GOOD

Bryant ranks fourth on the NFL's active field goals made (348).



## ACTIVE POINTS LEADERS

Bryant is ranked fourth among the NFL's active scoring leaders.

### Active Point Leaders

| Player               | Pts          |
|----------------------|--------------|
| Adam Vinatieri       | 2,434        |
| Sebastian Janikowski | 1,799        |
| Phil Dawson          | 1,739        |
| <b>Matt Bryant</b>   | <b>1,544</b> |
| Stephen Gostkowski   | 1,537        |

## THROUGH THE UPRIGHTS

Bryant has connected on 14-of-17 field goals this season.

### FGs Made from 50+ Yds

| Player             | FGs      |
|--------------------|----------|
| Stephen Hauschka   | 5        |
| Jake Elliott       | 5        |
| Stephen Hauschka   | 5        |
| Kai Forbath        | 4        |
| <b>Matt Bryant</b> | <b>3</b> |

Bryant has made three field goals from 50+ yards this season, which is tied for the fifth most in the NFL.

## QUICK SLANT

### It's Good:

Bryant has made 85.5-percent of his field goals throughout his career, which is 10th on the NFL's all-time list.


# 44

## VIC BEASLEY JR.

### OUTSIDE LINEBACKER

#### CLEMSON

(3RD YEAR WITH FALCONS)



HEIGHT:  
**6'3"**

WEIGHT:  
**246**

BIRTHDATE:  
**7/8/92**

NFL EXP:  
**3 YRS**

ACQUIRED:  
**D1-'15**

### SACK 'EM

Beasley Jr. recorded a career high 3.5 sacks versus the Broncos. He finished with 15.5 sacks on the year.

#### Single Gm Sack Leaders

| Player                     | Sacks      |
|----------------------------|------------|
| Claude Humphrey (x2)       | 5.0        |
| Chuck Smith '97            | 5.0        |
| Claude Humphrey '71        | 4.0        |
| <b>Vic Beasley Jr. '16</b> | <b>3.5</b> |
| John Abraham '11           | 3.5        |
| Chris Doleman '95          | 3.5        |
| Travis Hall '97            | 3.5        |

Since 1994, his 3.5 sacks are tied for the second most by a Falcon in a single game.

### PUNCHING IT OUT

Beasley Jr. forced his first fumble of the year in Week 2 when he sacked Packers QB Aaron Rodgers.

|                 |  |   |
|-----------------|--|---|
| Vic Beasley Jr. |  | 9 |
| Aundray Bruce   |  | 8 |
| Michael Boley   |  | 6 |
| Tony Casillas   |  | 6 |
| Curtis Lofton   |  | 6 |

That was his ninth career forced fumble, which gave him the most forced fumbles through a players first three season in franchise history.

### I'LL TAKE THAT

Beasley Jr.'s six forced fumbles on the season were tied for the most in franchise history.

#### Single Season FF

| Player                      | FF       |
|-----------------------------|----------|
| <b>Vic Beasley Jr., '16</b> | <b>6</b> |
| John Abraham, '12           | 6        |
| <b>Keanu Neal, '16</b>      | <b>5</b> |
| Lester Archambeau, '98      | 5        |
| John Abraham, 06            | 4        |

### AIMING HIGH

In week 14 in 2016, Beasley Jr. became the first Falcon - and 10th NFL player - with 3+ sacks and a fumble returned for a touchdown in a single game since sacks became official in 1982.



John Abraham ('08)

Vic Beasley Jr. ('16)



John Abraham ('10)

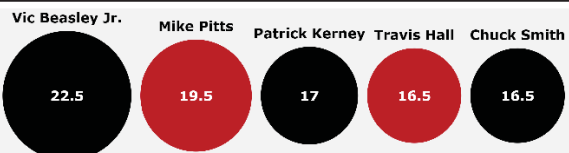
Patrick Kerney ('04)



Beasley Jr. finished the season with 15.5 sacks on the season, one away from the franchise record.

### I'M HERE

Vic Beasley Jr. is entering his third season in the NFL. He has recorded 22.5 sacks, which is the franchise record for most sacks through a player's first three years.





## MAN BEHIND THE CURTAIN

Since acquiring the Falcons in 2002, Owner & Chairman Arthur M. Blank has raised the bar and level of expectations for the Falcons in constructing a talented and creative team to lead his club both on and off the field.



Since Blank purchased the team, Atlanta has posted a 133-113-1 record, which is the sixth best in the NFC over that span. In the last nine seasons, the Falcons have gone 89-62, which is the fifth-best record in the NFL.

### Winning Pct. Since '08

| Team           | W-L          | Pct.        |
|----------------|--------------|-------------|
| New England    | 116-36       | .763        |
| Pittsburgh     | 99-53        | .651        |
| Green Bay      | 97-53-1      | .646        |
| Denver         | 90-61        | .596        |
| <b>Atlanta</b> | <b>89-62</b> | <b>.589</b> |
| New Orleans    | 89-62        | .589        |
| Indianapolis   | 89-63        | .586        |
| Baltimore      | 89-63        | .586        |

Under Blank, the Falcons have posted a .541 winning percentage, better than the .394 winning percentage that the franchise posted in the 35 years prior to Blank's purchase of the team.

### Winning Pct. Since '02

| Years          | W-L              | Pct.        |
|----------------|------------------|-------------|
| <b>2002-16</b> | <b>133-113-1</b> | <b>.540</b> |
| 1966-01        | 212-327-5        | .394        |

Six of the franchise's 10+ win seasons have come under of the ownership of Blank.

## BLANK'S COMMITMENT

At the start of his tenure, Blank made a three-point commitment to Falcons fans which he maintains today as the leader of the franchise.



### Put a perennially-winning product on the field.

Under Blank, the Falcons have earned six postseason berths, including a trip to the NFC Championship Game in 2004, 2012 and 2016, three NFC South Division crowns over the last six seasons, and a trip to Super Bowl LI. In 2010 & 2012, the Falcons posted an NFC-best 13-3 record. This season the Falcons are making their second - first under Blank - Super Bowl appearance.



### Provide a great game day experience.

Mercedes-Benz Stadium was designed with the fan in mind. It is a reimagined fan experience like none other. We are changing the game for everyone, and this is just the beginning. The goal is to continually evolve the stadium to meet your changing needs.



### Have a winning team off the field and in the community.

One of the hallmarks of Blank's philosophy is giving back to the community. The Falcons' community outreach efforts are led by the Atlanta Falcons Youth Foundation (AFYF), the largest team-funded foundation in the NFL. Since 2002, the foundation has awarded more than \$16 million in grants to more than 700 non-profit organizations.



## MERCEDES-BENZ STADIUM

Mercedes-Benz Stadium, the finest sports and entertainment facility in the world.

Mercedes-Benz Stadium incorporates the latest in sustainable advancements related to design, construction and operations, becoming a model of healthy environments for healthy bodies.

From Westside Works to the Mercedes-Benz Stadium construction site, the new stadium project is impacting individuals in the local community. Also, Mercedes-Benz Stadium incorporates the latest in sustainable advancements related to design, construction and operations, becoming a model of healthy environments for healthy bodies.

Mercedes-Benz Stadium is designed with functionality and flexibility in mind. The seating capacity can be expanded to up to 75,000 to play host to a potential future Super Bowl or FIFA World Cup, or to up to 83,000 for other events such as the NCAA Final Four.

## WESTSIDE WORKS


The Arthur M. Blank Family Foundation, in partnership with Construction Education Foundation of Georgia (CEFGA) and Integrity Community Development Corporation (Integrity CDC) will open Westside Works, a long-term neighborhood improvement program focused on creating employment opportunities and job training for residents of Westside communities.



Westside Works headquarters opened in June at the E.R. Carter School on Joseph E. Lowry Boulevard. For more information visit: [www.westsideworks.org](http://www.westsideworks.org).

## ATLANTA UNITED FC

We are a football club because we are more than just the team: we are the fans, we are the community, we are Atlanta, taken from the voices of the citizens.



This is our City. This is our Club.

We are Atlanta United FC.



## MAN WITH A PLAN

Thomas Dimitroff is entering his 10th year as General Manager of the Atlanta Falcons.

Since being hired in 2008, Dimitroff has selected several franchise cornerstones, including QB Matt Ryan, WR Julio Jones, LT Jake Matthews, CB Desmond Trufant, RB Devonta Freeman, and OLB Vic Beasley Jr.. He has also added key veterans to the roster via free agency and trades like, DT Dontari Poe, C Alex Mack, and G Andy Levitre.

Dimitroff and Head Coach Dan Quinn are entering into the third year of their GM/HC partnership. They have continued to seek and craft a roster that highlights speed and physicality. Dimitroff re-signed core veterans LB LaRoy Reynolds, DT Courtney Upshaw, and S Kemal Ishmael. These players exemplified Quinn's fast and physical motto last season. Dimitroff also went out and added several players this offseason who would add substance to Quinn's program: FB Derrick Coleman, DT Dontari Poe, and WR Andre Roberts.

## DEEP DRAFTS

GM Thomas Dimitroff and the Falcons have a successful history of selecting players deep in the draft who go on to become key contributors to the team. In the last eight drafts, Atlanta has witnessed 51 players drafted in the second round or later compete in a combined 1,468 games.

### Second Round:

2017 - LB Duke Riley  
 2016 - LB Deion Jones  
 2015 - CB Jalen Collins  
 2013 - CB Robert Alford

### Third Round:

2016 - TE Austin Hooper  
 2015 - RB Tevin Coleman

### Fourth Round:

2016 - LB DeVondre Campbell  
 2015 - WR Justin Hardy  
 2014 - RB Devonta Freeman  
 2013 - TE Levine Toilolo

### Fifth Round:

2017 - S Damontae Kazee  
 2017 - TE Eric Saubert  
 2015 - DT Grady Jarrett

### Sixth Round:

2016 - G Wes Schweitzer  
 2011 - P Matt Boshier

### Seventh Round:

2013 - S Kemal Ishmael

\* - Players listed are currently on the Falcons roster.



CB Robert Alford is ranked tied for second in career interceptions among CB who were drafted in 2013

## PRO BOWL FINDER

General Manager Thomas Dimitroff has drafted or signed eight current players that have made a Pro Bowl appearance. Those eight players have been to the Pro Bowl a combined 19 times.

| Player              | Pro Bowls | How Acquired   |
|---------------------|-----------|--|
| QB Matt Ryan        |           | '08 - 1 <sup>st</sup> Rd. (3 <sup>rd</sup> overall)  |
| WR Julio Jones      |           | '11 - 1 <sup>st</sup> Rd. (6 <sup>th</sup> overall)  |
| C Alex Mack         |           | FA '16   |
| DT Dontari Poe      |           | FA '17   |
| RB Devonta Freeman  |           | 4 <sup>th</sup> Rd. (103 <sup>rd</sup> overall)      |
| CB Desmond Trufant  |           | '13 - 1 <sup>st</sup> Rd. (22 <sup>nd</sup> overall) |
| K Matt Bryant       |           | FA '09   |
| OLB Vic Beasley Jr. |           | '15 - 1 <sup>st</sup> Rd. (8 <sup>th</sup> overall)  |

## AN EYE FOR TALENT

Falcons General Manager Thomas Dimitroff worked his way up the NFL scouting ladder to become one of the NFL's most respected talent evaluators. Since Dimitroff overhauled Atlanta's roster in 2008, Falcons players have earned 29 trips to the Pro Bowl. Players acquired by Dimitroff represent 20 of those 29 trips, while his draft selections have earned seven trips to Hawaii.

Dimitroff's eye for talent extends beyond the NFL Draft to college players who go undrafted, also known as college free agents. The Falcons have five veteran players on their active roster who were originally signed by Atlanta as CFAs, including T Ryan Schraeder, CB Brian Poole, and RB Terron Ward. In addition to those veteran players, LB Jermaine Grace out of Miami is the most recent CFA to make the active roster.

### College Free Agents

#### 2017

|                   |                |
|-------------------|----------------|
| <b>Player</b>     | <b>College</b> |
| LB Jermaine Grace | Miami          |

#### 2016

|                |                  |
|----------------|------------------|
| <b>Player</b>  | <b>College</b>   |
| CB Brian Poole | Florida          |
| S S. Neasman   | Florida Atlantic |

#### 2015

|                |                |
|----------------|----------------|
| <b>Player</b>  | <b>College</b> |
| RB Terron Ward | Oregon St.     |

#### 2013

|                  |                |
|------------------|----------------|
| <b>Player</b>    | <b>College</b> |
| T Ryan Schraeder | Valdosta St.   |

#### 2012

|                |                |
|----------------|----------------|
| <b>Player</b>  | <b>College</b> |
| LS Josh Harris | Auburn         |

## 2017 Atlanta Falcons Alphabetical Roster

| #  | PLAYER              | POS | H    | W   | Birthdate | EXP | COLLEGE                | ACQUIRED     | HOMETOWN            |
|----|---------------------|-----|------|-----|-----------|-----|------------------------|--------------|---------------------|
| 23 | Alford, Robert      | CB  | 5-10 | 186 | 11/1/88   | 5   | Southeastern Louisiana | D2 '13       | Hammond, LA         |
| 37 | Allen, Ricardo      | S   | 5-9  | 186 | 12/18/91  | 3   | Purdue                 | D5a '14      | Daytona Beach, FL   |
| 44 | Beasley Jr., Vic    | OLB | 6-3  | 246 | 7/8/92    | 3   | Clemson                | D1 '15       | Adairsville, GA     |
| 5  | Bosher, Matt        | P   | 6-0  | 208 | 10/18/87  | 7   | Miami (Fla.)           | D6 '11       | Jupiter, FL         |
| 3  | Bryant, Matt        | K   | 5-9  | 203 | 5/29/75   | 16  | Baylor                 | FA '09       | Orange, TX          |
| 59 | Campbell, De'Vondre | LB  | 6-3  | 234 | 7/1/93    | 2   | Minnesota              | D4 '16       | Fort Myers, FL      |
| 99 | Clayborn, Adrian    | DE  | 6-3  | 280 | 7/6/88    | 7   | Iowa                   | FA '15       | St. Louis, MO       |
| 40 | Coleman, Derrick    | FB  | 6-0  | 233 | 10/18/90  | 4   | UCLA                   | FA '17       | Los Angeles, CA     |
| 26 | Coleman, Tevin      | RB  | 6-1  | 210 | 4/16/93   | 3   | Indiana                | D3 '15       | Tinley Park, IL     |
| 24 | Freeman, Devonta    | RB  | 5-8  | 206 | 3/15/92   | 4   | Florida State          | D4a '14      | Miami, FL           |
| 18 | Gabriel, Taylor     | WR  | 5-8  | 165 | 2/17/91   | 4   | Abilene Christian      | WA '16       | Mesquite, TX        |
| 63 | Garland, Ben        | G   | 6-5  | 308 | 4/6/88    | 4   | Air Force              | FA '15       | Grand Junction, CO  |
| 29 | Goodwin, C.J.       | CB  | 6-4  | 220 | 2/4/90    | 2   | California (PA)        | FA '15       | Wheeling, WV        |
| 54 | Grace, Jermaine     | LB  | 6-1  | 223 | 11/8/93   | R   | Miami                  | CFA '17      | Miami Gardens, FL   |
| 17 | Hall, Marvin        | WR  | 5-10 | 190 | 4/10/93   | 1   | Washington             | FA '17       | Los Angeles, CA     |
| 14 | Hardy, Justin       | WR  | 5-10 | 192 | 12/18/91  | 3   | East Carolina          | D4 '15       | Vanceboro, NC       |
| 64 | Harlow, Sean        | G   | 6-4  | 284 | 3/28/95   | R   | Oregon State           | D4 '17       | San Clemente, CA    |
| 47 | Harris, Josh        | LS  | 6-1  | 240 | 4/27/89   | 6   | Auburn                 | FA '12       | Carrollton, GA      |
| 81 | Hooper, Austin      | TE  | 6-3  | 254 | 10/29/94  | 2   | Stanford               | D3 '16       | San Ramon, CA       |
| 36 | Ishmael, Kemal      | S   | 6-0  | 206 | 5/6/91    | 5   | Central Florida        | D7a '13      | Miami, FL           |
| 97 | Jarrett, Grady      | DT  | 6-0  | 305 | 4/28/93   | 3   | Clemson                | D5 '15       | Conyers, GA         |
| 45 | Jones, Deion        | LB  | 6-1  | 222 | 11/4/94   | 2   | Louisiana State        | D2 '16       | New Orleans, LA     |
| 11 | Jones, Julio        | WR  | 6-3  | 220 | 2/8/89    | 7   | Alabama                | D1 '11       | Foley, AL           |
| 27 | Kazee, Damontae     | S   | 5-11 | 174 | 6/5/93    | R   | San Diego State        | D5 '17       | San Bernardino, CA  |
| 67 | Levitte, Andy       | G   | 6-2  | 303 | 5/15/86   | 9   | Oregon State           | TR '15 (Ten) | Santa Cruz, CA      |
| 51 | Mack, Alex          | C   | 6-4  | 311 | 11/19/85  | 9   | California             | FA '16       | Santa Barbara, CA   |
| 70 | Matthews, Jake      | T   | 6-5  | 309 | 2/11/92   | 4   | Texas A&M              | D1 '14       | Missouri City, TX   |
| 98 | McKinley, Takkarist | DE  | 6-2  | 250 | 11/2/95   | R   | UCLA                   | D1 '17       | Oakland, CA         |
| 22 | Neal, Keanu         | S   | 6-0  | 211 | 7/26/95   | 2   | Florida                | D1 '16       | Bushnell, FL        |
| 20 | Neasman, Sharrod    | S   | 5-11 | 213 | 10/14/91  | 2   | Florida Atlantic       | FA '16       | Palmetto, FL        |
| 68 | Pasztor, Austin     | T   | 6-7  | 305 | 11/26/90  | 5   | Virginia               | FA '17       | Langton, ONT        |
| 92 | Poe, Dontari        | DT  | 6-3  | 346 | 9/18/90   | 6   | Memphis                | FA '17       | Memphis, TN         |
| 34 | Poole, Brian        | CB  | 5-9  | 213 | 10/20/92  | 2   | Florida                | CFA '16      | Bradenton, FL       |
| 50 | Reed, Brooks        | DE  | 6-3  | 254 | 2/28/87   | 7   | Arizona                | FA '15       | Tucson, AZ          |
| 53 | Reynolds, LaRoy     | LB  | 6-1  | 240 | 11/3/90   | 5   | Virginia               | FA '16       | Norfolk, VA         |
| 42 | Riley, Duke         | LB  | 6-1  | 218 | 8/9/94    | R   | LSU                    | D3 '17       | Buras, LA           |
| 19 | Roberts, Andre      | WR  | 5-11 | 195 | 1/9/88    | 8   | Citadel                | FA '17       | Columbia, SC        |
| 79 | Rubin, Ahtyba       | DT  | 6-2  | 310 | 7/25/86   | 10  | Iowa State             | FA '17       | Pensacola, FL       |
| 2  | Ryan, Matt          | QB  | 6-4  | 217 | 5/17/85   | 10  | Boston College         | D1a '08      | Exton, PA           |
| 74 | Sambraio, Ty        | T   | 6-5  | 311 | 3/10/92   | 3   | Colorado State         | TR '17 (Den) | Watsonville, CA     |
| 12 | Sanu, Mohamed       | WR  | 6-2  | 210 | 8/23/89   | 6   | Rutgers                | FA '16       | South Brunswick, NJ |
| 85 | Saubert, Eric       | TE  | 6-5  | 253 | 5/1/94    | R   | Drake                  | D5 '17       | Hoffman Estates, IL |
| 8  | Schaub, Matt        | QB  | 6-6  | 245 | 6/25/81   | 14  | Virginia               | FA '16       | Pittsburgh, PA      |
| 73 | Schraeder, Ryan     | T   | 6-7  | 300 | 5/4/88    | 5   | Valdosta State         | FA '13       | Wichita, KS         |
| 71 | Schweitzer, Wes     | G   | 6-4  | 300 | 9/11/93   | 2   | San Jose State         | D6 '16       | Scottsdale, AR      |
| 90 | Shelby, Derrick     | DE  | 6-2  | 280 | 3/4/89    | 6   | Utah                   | FA '16       | Houston, TX         |
| 80 | Toilolo, Levine     | TE  | 6-8  | 265 | 7/30/91   | 5   | Stanford               | D4b '13      | La Mesa, CA         |
| 21 | Trufant, Desmond    | CB  | 6-0  | 190 | 9/10/90   | 5   | Washington             | D1 '13       | Tacoma, WA          |
| 91 | Upshaw, Courtney    | DT  | 6-2  | 272 | 12/13/89  | 6   | Alabama                | FA '16       | Eufaula, AL         |
| 28 | Ward, Terron        | RB  | 5-7  | 201 | 2/15/92   | 3   | Oregon State           | FA '15       | San Francisco, CA   |
| 56 | Weatherspoon, Sean  | LB  | 6-2  | 244 | 12/29/87  | 7   | Missouri               | FA '17       | Jasper, TX          |
| 15 | Williams, Nick      | WR  | 5-10 | 184 | 11/23/90  | 4   | Connecticut            | FA '16       | East Windsor, NJ    |
| 33 | Wreh-Wilson, Blidi  | CB  | 6-1  | 190 | 12/5/89   | 5   | Connecticut            | FA '17       | Malden, MA          |

### PRACTICE SQUAD

|    |                   |    |      |     |          |   |                       |         |                     |
|----|-------------------|----|------|-----|----------|---|-----------------------|---------|---------------------|
| 38 | Branch, Marcellis | FS | 5-11 | 180 | 1/19/94  | R | Robert Morris         | CFA '17 | Homestead, FL       |
| 76 | Brunskill, Daniel | T  | 6-5  | 260 | 1/27/94  | R | San Diego State       | CFA '17 | Valley Center, CA   |
| 39 | Burton, Deante    | CB | 6-2  | 205 | 7/12/94  | R | Kansas State          | CFA '17 | Manhattan, KS       |
| 16 | Davis, Reggie     | WR | 6-0  | 170 | 11/22/95 | R | Georgia               | FA '17  | Tallahassee, FL     |
| 75 | Douglas, Jamil    | G  | 6-4  | 309 | 2/22/92  | 2 | Arizona State         | FA '17  | Compton, CA         |
| 89 | Gray, Alex        | TE | 6-4  | 231 | 5/1/91   | R | Barnard Castle School | FA '17  | Bishop Auckland, UK |
| 9  | Grayson, Garrett  | QB | 6-2  | 220 | 5/29/91  | 2 | Colorado State        | FA '17  | Vancouver, WA       |
| 25 | Hill, Brian       | RB | 6-1  | 219 | 11/9/95  | R | Wyoming               | D5 '17  | Belleville, IL      |
| 77 | Ivie, Joey        | DL | 6-3  | 301 | 1/22/95  | R | Florida               | FA '17  | Dade City, FL       |
| 55 | Jones, J'Terius   | DE | 6-3  | 245 | 11/12/93 | R | Miami (OH)            | CFA '17 | Atlanta, GA         |
| 93 | Tupou, Taniela    | DL | 6-1  | 284 | 12/13/92 | 1 | Washington            | FA '17  | Marysville, WA      |

### INJURED RESERVE

|    |                |    |     |     |         |   |            |        |                        |
|----|----------------|----|-----|-----|---------|---|------------|--------|------------------------|
| 95 | Crawford, Jack | DL | 6-5 | 274 | 9/7/88  | 6 | Penn State | FA '17 | London, United Kingdom |
| 41 | Mauger, Quincy | S  | 6-0 | 206 | 3/4/95  | R | Georgia    | FA '17 | Marietta, GA           |
|    | Fuller, Devin  | WR | 6-0 | 194 | 1/29/94 | 1 | UCLA       | D7 '16 | Norwood, NJ            |
|    | Ifedi, Martin  | DE | 6-3 | 275 | 9/4/91  | 1 | Memphis    | FA '17 | Houston, TX            |
| 52 | Tripp, Jordan  | LB | 6-4 | 236 | 4/3/91  | 4 | Montana    | FA '17 | Missoula, MT           |

### RESERVE/SUSPENDED

|    |                |    |     |     |         |   |                 |        |                  |
|----|----------------|----|-----|-----|---------|---|-----------------|--------|------------------|
| 32 | Collins, Jalen | CB | 6-1 | 203 | 3/20/93 | 3 | Louisiana State | D2 '15 | Olive Branch, MS |
|----|----------------|----|-----|-----|---------|---|-----------------|--------|------------------|

### PRACTICE SQUAD INJURED

|    |                 |    |     |     |         |   |            |         |                 |
|----|-----------------|----|-----|-----|---------|---|------------|---------|-----------------|
| 9  | Knight, Trevor  | QB | 6-1 | 201 | 10/3/93 | R | Texas A&M  | FA '17  | San Antonio, TX |
| 82 | Perkins, Joshua | TE | 6-3 | 223 | 8/5/93  | 2 | Washington | CFA '16 | Cerritos, CA    |

### COACHING STAFF

Dan Quinn (Head Coach), Raheem Morris (Asst. Head Coach/Wide Receivers/Passing Game Coordinator), Steve Sarkisian (Offensive Coordinator), Marquand Manuel (Defensive Coordinator), Jesse Ackerman (Head Strength and Conditioning Coach), Keith Armstrong (Special Teams Coordinator), Jonas Beauchemin (Asst. Strength and Conditioning), Kyle Flood (Asst. Offensive Line), Bryant Young (Defensive Line), Wade Harman (Tight Ends), Jerome Henderson (Passing Game Coordinator) Bush Hamdan (Quarterbacks), Justin Outten (Offensive Assistant), Charlie Jackson (Defensive Assistant), Charlie Weis Jr. (Offensive Assistant), Chris Morgan (Offensive Line), Jess Simpson (Defensive Assistant)  
 Doug Mallory (Defensive Backs), Eric Sutulovich (Asst. Special Teams), Keith Carter (Running Backs), Jeff Ulbrich (Linebackers)



## 2017 Atlanta Falcons Numerical Roster

| #  | PLAYER             | POS | H    | W   | AGE      | EXP | COLLEGE                | ACQUIRED     | HOMETOWN            |
|----|--------------------|-----|------|-----|----------|-----|------------------------|--------------|---------------------|
| 2  | Matt Ryan          | QB  | 6-4  | 217 | 5/17/85  | 10  | Boston College         | D1a '08      | Exton, PA           |
| 3  | Matt Bryant        | K   | 5-9  | 203 | 5/29/75  | 16  | Baylor                 | FA '09       | Orange, TX          |
| 5  | Matt Boshier       | P   | 6-0  | 208 | 10/18/87 | 7   | Miami (Fla.)           | D6 '11       | Jupiter, FL         |
| 8  | Matt Schaub        | QB  | 6-6  | 245 | 6/25/81  | 14  | Virginia               | FA '16       | Pittsburgh, PA      |
| 11 | Julio Jones        | WR  | 6-3  | 220 | 2/8/89   | 7   | Alabama                | D1 '11       | Foley, AL           |
| 12 | Mohamed Sanu       | WR  | 6-2  | 210 | 8/23/89  | 6   | Rutgers                | FA '16       | South Brunswick, NJ |
| 14 | Justin Hardy       | WR  | 5-10 | 192 | 12/18/91 | 3   | East Carolina          | D4 '15       | Vanceboro, NC       |
| 15 | Nick Williams      | WR  | 5-10 | 184 | 11/23/90 | 4   | Connecticut            | FA '16       | East Windsor, NJ    |
| 17 | Marvin Hall        | WR  | 5-10 | 190 | 4/10/93  | 1   | Washington             | FA '17       | Los Angeles, CA     |
| 18 | Taylor Gabriel     | WR  | 5-8  | 165 | 2/17/91  | 4   | Abilene Christian      | WA '16       | Mesquite, TX        |
| 19 | Andre Roberts      | WR  | 5-11 | 195 | 1/9/88   | 8   | Citadel                | FA '17       | Columbia, SC        |
| 20 | Sharrod Neasman    | S   | 5-11 | 213 | 10/14/91 | 2   | Florida Atlantic       | FA '16       | Palmetto, FL        |
| 21 | Desmond Trufant    | CB  | 6-0  | 190 | 9/10/90  | 5   | Washington             | D1 '13       | Tacoma, WA          |
| 22 | Keanu Neal         | S   | 6-0  | 211 | 7/26/95  | 2   | Florida                | D1 '16       | Bushnell, FL        |
| 23 | Robert Alford      | CB  | 5-10 | 186 | 11/1/88  | 5   | Southeastern Louisiana | D2 '13       | Hammond, LA         |
| 24 | Devonta Freeman    | RB  | 5-8  | 206 | 3/15/92  | 4   | Florida State          | D4a '14      | Miami, FL           |
| 26 | Tevin Coleman      | RB  | 6-1  | 210 | 4/16/93  | 3   | Indiana                | D3 '15       | Tinley Park, IL     |
| 27 | Damontae Kazee     | S   | 5-11 | 174 | 6/5/93   | R   | San Diego State        | D5 '17       | San Bernardino, CA  |
| 28 | Terron Ward        | RB  | 5-7  | 201 | 2/15/92  | 3   | Oregon State           | FA '15       | San Francisco, CA   |
| 29 | C.J. Goodwin       | CB  | 6-4  | 220 | 2/4/90   | 2   | California (PA)        | FA '15       | Wheeling, WV        |
| 33 | Bledi Wreh-Wilson  | CB  | 6-1  | 190 | 12/5/89  | 5   | Connecticut            | FA '17       | Malden, MA          |
| 34 | Brian Poole        | CB  | 5-9  | 213 | 10/20/92 | 2   | Florida                | CFA '16      | Bradenton, FL       |
| 36 | Kemal Ishmael      | S   | 6-0  | 206 | 5/6/91   | 5   | Central Florida        | D7a '13      | Miami, FL           |
| 37 | Ricardo Allen      | S   | 5-9  | 186 | 12/18/91 | 3   | Purdue                 | D5a '14      | Daytona Beach, FL   |
| 40 | Derrick Coleman    | FB  | 6-0  | 233 | 10/18/90 | 4   | UCLA                   | FA '17       | Los Angeles, CA     |
| 42 | Duke Riley         | LB  | 6-1  | 218 | 8/9/94   | R   | LSU                    | D3 '17       | Buras, LA           |
| 44 | Vic Beasley Jr.    | OLB | 6-3  | 246 | 7/8/92   | 3   | Clemson                | D1 '15       | Adairsville, GA     |
| 45 | Deion Jones        | LB  | 6-1  | 222 | 11/4/94  | 2   | Louisiana State        | D2 '16       | New Orleans, LA     |
| 47 | Josh Harris        | LS  | 6-1  | 240 | 4/27/89  | 6   | Auburn                 | FA '12       | Carrollton, GA      |
| 50 | Brooks Reed        | DE  | 6-3  | 254 | 2/28/87  | 7   | Arizona                | FA '15       | Tucson, AZ          |
| 51 | Alex Mack          | C   | 6-4  | 311 | 11/19/85 | 9   | California             | FA '16       | Santa Barbara, CA   |
| 53 | LaRoy Reynolds     | LB  | 6-1  | 240 | 11/3/90  | 5   | Virginia               | FA '16       | Norfolk, VA         |
| 56 | Sean Weatherspoon  | LB  | 6-2  | 244 | 12/29/87 | 7   | Missouri               | FA '17       | Jasper, TX          |
| 54 | Jermaine Grace     | LB  | 6-1  | 223 | 11/8/93  | R   | Miami                  | CFA '17      | Miami Gardens, FL   |
| 59 | De'Vondre Campbell | LB  | 6-3  | 234 | 7/1/93   | 2   | Minnesota              | D4 '16       | Fort Myers, FL      |
| 63 | Ben Garland        | G   | 6-5  | 308 | 4/6/88   | 4   | Air Force              | FA '15       | Grand Junction, CO  |
| 64 | Sean Harlow        | G   | 6-4  | 284 | 3/28/95  | R   | Oregon State           | D4 '17       | San Clemente, CA    |
| 67 | Andy Levitre       | G   | 6-2  | 303 | 5/15/86  | 9   | Oregon State           | TR '15 (Ten) | Santa Cruz, CA      |
| 68 | Austin Pasztor     | T   | 6-7  | 305 | 11/26/90 | 5   | Virginia               | FA '17       | Langton, ONT        |
| 70 | Jake Matthews      | T   | 6-5  | 309 | 2/11/92  | 4   | Texas A&M              | D1 '14       | Missouri City, TX   |
| 71 | Wes Schweitzer     | G   | 6-4  | 300 | 9/11/93  | 2   | San Jose State         | D6 '16       | Scottsdale, AR      |
| 73 | Ryan Schraeder     | T   | 6-7  | 300 | 5/4/88   | 5   | Valdosta State         | FA '13       | Wichita, KS         |
| 74 | Ty Sambrailo       | T   | 6-5  | 311 | 3/10/92  | 3   | Colorado State         | TR '17 (Den) | Watsonville, CA     |
| 79 | Ahtyba Rubin       | DT  | 6-2  | 310 | 7/25/86  | 10  | Iowa State             | FA '17       | Pensacola, FL       |
| 80 | Levine Toilolo     | TE  | 6-8  | 265 | 7/30/91  | 5   | Stanford               | D4b '13      | La Mesa, CA         |
| 81 | Austin Hooper      | TE  | 6-3  | 254 | 10/29/94 | 2   | Stanford               | D3 '16       | San Ramon, CA       |
| 85 | Eric Saubert       | TE  | 6-5  | 253 | 5/1/94   | R   | Drake                  | D5 '17       | Hoffman Estates, IL |
| 90 | Derrick Shelby     | DE  | 6-2  | 280 | 3/4/89   | 6   | Utah                   | FA '16       | Houston, TX         |
| 91 | Courtney Upshaw    | DT  | 6-2  | 272 | 12/13/89 | 6   | Alabama                | FA '16       | Eufaula, AL         |
| 92 | Dontari Poe        | DT  | 6-3  | 346 | 9/18/90  | 6   | Memphis                | FA '17       | Memphis, TN         |
| 97 | Grady Jarrett      | DT  | 6-0  | 305 | 4/28/93  | 3   | Clemson                | D5 '15       | Conyers, GA         |
| 98 | Takkarist McKinley | DE  | 6-2  | 250 | 11/2/95  | R   | UCLA                   | D1 '17       | Oakland, CA         |
| 99 | Adrian Clayborn    | DE  | 6-3  | 280 | 7/6/88   | 7   | Iowa                   | FA '15       | St. Louis, MO       |

### PRACTICE SQUAD

|    |                  |    |      |     |          |   |                       |         |                     |
|----|------------------|----|------|-----|----------|---|-----------------------|---------|---------------------|
| 9  | Garrett Grayson  | QB | 6-2  | 220 | 5/29/91  | 2 | Colorado State        | FA '17  | Vancouver, WA       |
| 16 | Reggie Davis     | WR | 6-0  | 170 | 11/22/95 | R | Georgia               | FA '17  | Tallahassee, FL     |
| 25 | Brian Hill       | RB | 6-1  | 219 | 11/9/95  | R | Wyoming               | D5 '17  | Belleville, IL      |
| 38 | Marcelis Branch  | FS | 5-11 | 180 | 1/19/94  | R | Robert Morris         | CFA '17 | Homestead, FL       |
| 39 | Deante Burton    | CB | 6-2  | 205 | 7/12/94  | R | Kansas State          | CFA '17 | Manhattan, KS       |
| 55 | J'Terius Jones   | DE | 6-3  | 245 | 11/12/93 | R | Miami (OH)            | CFA '17 | Atlanta, GA         |
| 75 | Jamil Douglas    | G  | 6-4  | 309 | 2/22/92  | 2 | Arizona State         | FA '17  | Compton, CA         |
| 76 | Daniel Brunskill | T  | 6-5  | 260 | 1/27/94  | R | San Diego State       | CFA '17 | Valley Center, CA   |
| 77 | Joey Ivie        | DL | 6-3  | 301 | 1/22/95  | R | Florida               | FA '17  | Dade City, FL       |
| 89 | Alex Gray        | TE | 6-4  | 231 | 5/1/91   | R | Barnard Castle School | FA '17  | Bishop Auckland, UK |
| 93 | Taniela Tupou    | DL | 6-1  | 284 | 12/13/92 | 1 | Washington            | FA '17  | Marysville, WA      |

### INJURED RESERVE

|    |               |    |     |     |         |   |            |        |                        |
|----|---------------|----|-----|-----|---------|---|------------|--------|------------------------|
|    | Fuller, Devin | WR | 6-0 | 194 | 1/29/94 | 1 | UCLA       | D7 '16 | Norwood, NJ            |
|    | Ifedi, Martin | DE | 6-3 | 275 | 9/4/91  | 1 | Memphis    | FA '17 | Houston, TX            |
| 41 | Quincy Mauger | S  | 6-0 | 206 | 3/4/95  | R | Georgia    | FA '17 | Marietta, GA           |
| 52 | Jordan Tripp  | LB | 6-4 | 236 | 4/3/91  | 4 | Montana    | FA '17 | Missoula, MT           |
| 95 | Jack Crawford | DL | 6-5 | 274 | 9/7/88  | 6 | Penn State | FA '17 | London, United Kingdom |

### RESERVE/SUSPENDED

|    |               |    |     |     |         |   |                 |        |                  |
|----|---------------|----|-----|-----|---------|---|-----------------|--------|------------------|
| 32 | Jalen Collins | CB | 6-1 | 203 | 3/20/93 | 3 | Louisiana State | D2 '15 | Olive Branch, MS |
|----|---------------|----|-----|-----|---------|---|-----------------|--------|------------------|

### PRACTICE SQUAD INJURED

|    |                |    |     |     |         |   |            |         |                 |
|----|----------------|----|-----|-----|---------|---|------------|---------|-----------------|
| 9  | Trevor Knight  | QB | 6-1 | 201 | 10/3/93 | R | Texas A&M  | FA '17  | San Antonio, TX |
| 82 | Joshua Perkins | TE | 6-3 | 223 | 8/5/93  | 2 | Washington | CFA '16 | Cerritos, CA    |

### COACHING STAFF

Dan Quinn (Head Coach), Raheem Morris (Asst. Head Coach/Wide Receivers/Passing Game Coordinator), Steve Sarkisian (Offensive Coordinator), Marquand Manuel (Defensive Coordinator), Jesse Ackerman (Head Strength and Conditioning Coach), Keith Armstrong (Special Teams Coordinator), Jonas Beauchemin (Asst. Strength and Conditioning), Kyle Flood (Asst. Offensive Line), Bryant Young (Defensive Line), Wade Harman (Tight Ends), Jerome Henderson (Passing Game Coordinator) Bush Hamdan (Quarterbacks), Justin Outten (Offensive Assistant), Charlie Jackson (Defensive Assistant), Charlie Weis Jr. (Offensive Assistant), Chris Morgan (Offensive Line), Jess Simpson (Defensive Assistant) Doug Mallory (Defensive Backs), Eric Sotulovich (Asst. Special Teams), Keith Carter (Running Backs), Jeff Ulbrich (Linebackers)

## 2017 Atlanta Falcons Roster By Experience

| #  | PLAYER              | POS | H    | W   | Birthdate | EXP | COLLEGE                | ACQUIRED     | HOMETOWN            |
|----|---------------------|-----|------|-----|-----------|-----|------------------------|--------------|---------------------|
| 3  | Bryant, Matt        | K   | 5-9  | 203 | 5/29/75   | 16  | Baylor                 | FA '09       | Orange, TX          |
| 8  | Schaub, Matt        | QB  | 6-6  | 245 | 6/25/81   | 14  | Virginia               | FA '16       | Pittsburgh, PA      |
| 79 | Rubin, Ahtyba       | DT  | 6-2  | 310 | 7/25/86   | 10  | Iowa State             | FA '17       | Pensacola, FL       |
| 2  | Ryan, Matt          | QB  | 6-4  | 217 | 5/17/85   | 10  | Boston College         | D1a '08      | Exton, PA           |
| 67 | Levitre, Andy       | G   | 6-2  | 303 | 5/15/86   | 9   | Oregon State           | TR '15 (Ten) | Santa Cruz, CA      |
| 51 | Mack, Alex          | C   | 6-4  | 311 | 11/19/85  | 9   | California             | FA '16       | Santa Barbara, CA   |
| 19 | Roberts, Andre      | WR  | 5-11 | 195 | 1/9/88    | 8   | Citadel                | FA '17       | Columbia, SC        |
| 5  | Bosher, Matt        | P   | 6-0  | 208 | 10/18/87  | 7   | Miami (Fla.)           | D6 '11       | Jupiter, FL         |
| 99 | Clayborn, Adrian    | DE  | 6-3  | 280 | 7/6/88    | 7   | Iowa                   | FA '15       | St. Louis, MO       |
| 11 | Jones, Julio        | WR  | 6-3  | 220 | 2/8/89    | 7   | Alabama                | D1 '11       | Foley, AL           |
| 50 | Reed, Brooks        | DE  | 6-3  | 254 | 2/28/87   | 7   | Arizona                | FA '15       | Tucson, AZ          |
| 56 | Weatherspoon, Sean  | LB  | 6-2  | 244 | 12/29/87  | 7   | Missouri               | FA '17       | Jasper, TX          |
| 47 | Harris, Josh        | LS  | 6-1  | 240 | 4/27/89   | 6   | Auburn                 | FA '12       | Carrollton, GA      |
| 92 | Poe, Dontari        | DT  | 6-3  | 346 | 9/18/90   | 6   | Memphis                | FA '17       | Memphis, TN         |
| 12 | Sanu, Mohamed       | WR  | 6-2  | 210 | 8/23/89   | 6   | Rutgers                | FA '16       | South Brunswick, NJ |
| 90 | Shelby, Derrick     | DE  | 6-2  | 280 | 3/4/89    | 6   | Utah                   | FA '16       | Houston, TX         |
| 91 | Upshaw, Courtney    | DT  | 6-2  | 272 | 12/13/89  | 6   | Alabama                | FA '16       | Eufaula, AL         |
| 23 | Alford, Robert      | CB  | 5-10 | 186 | 11/1/88   | 5   | Southeastern Louisiana | D2 '13       | Hammond, LA         |
| 36 | Ishmael, Kemal      | S   | 6-0  | 206 | 5/6/91    | 5   | Central Florida        | D7a '13      | Miami, FL           |
| 68 | Pasztor, Austin     | T   | 6-7  | 305 | 11/26/90  | 5   | Virginia               | FA '17       | Langton, ONT        |
| 53 | Reynolds, LaRoy     | LB  | 6-1  | 240 | 11/3/90   | 5   | Virginia               | FA '16       | Norfolk, VA         |
| 73 | Schraeder, Ryan     | T   | 6-7  | 300 | 5/4/88    | 5   | Valdosta State         | FA '13       | Wichita, KS         |
| 80 | Toilolo, Levine     | TE  | 6-8  | 265 | 7/30/91   | 5   | Stanford               | D4b '13      | La Mesa, CA         |
| 21 | Trufant, Desmond    | CB  | 6-0  | 190 | 9/10/90   | 5   | Washington             | D1 '13       | Tacoma, WA          |
| 33 | Wreh-Wilson, Bliidi | CB  | 6-1  | 190 | 12/5/89   | 5   | Connecticut            | FA '17       | Malden, MA          |
| 40 | Coleman, Derrick    | FB  | 6-0  | 233 | 10/18/90  | 4   | UCLA                   | FA '17       | Los Angeles, CA     |
| 24 | Freeman, Devonta    | RB  | 5-8  | 206 | 3/15/92   | 4   | Florida State          | D4a '14      | Miami, FL           |
| 18 | Gabriel, Taylor     | WR  | 5-8  | 165 | 2/17/91   | 4   | Abilene Christian      | WA '16       | Mesquite, TX        |
| 63 | Garland, Ben        | G   | 6-5  | 308 | 4/6/88    | 4   | Air Force              | FA '15       | Grand Junction, CO  |
| 70 | Matthews, Jake      | T   | 6-5  | 309 | 2/11/92   | 4   | Texas A&M              | D1 '14       | Missouri City, TX   |
| 15 | Williams, Nick      | WR  | 5-10 | 184 | 11/23/90  | 4   | Connecticut            | FA '16       | East Windsor, NJ    |
| 37 | Allen, Ricardo      | S   | 5-9  | 186 | 12/18/91  | 3   | Purdue                 | D5a '14      | Daytona Beach, FL   |
| 44 | Beasley Jr., Vic    | OLB | 6-3  | 246 | 7/8/92    | 3   | Clemson                | D1 '15       | Adairsville, GA     |
| 26 | Coleman, Tevin      | RB  | 6-1  | 210 | 4/16/93   | 3   | Indiana                | D3 '15       | Tinley Park, IL     |
| 14 | Hardy, Justin       | WR  | 5-10 | 192 | 12/18/91  | 3   | East Carolina          | D4 '15       | Vanceboro, NC       |
| 97 | Jarrett, Grady      | DT  | 6-0  | 305 | 4/28/93   | 3   | Clemson                | D5 '15       | Conyers, GA         |
| 74 | Sambrailo, Ty       | T   | 6-5  | 311 | 3/10/92   | 3   | Colorado State         | TR '17 (Den) | Watsonville, CA     |
| 28 | Ward, Terron        | RB  | 5-7  | 201 | 2/15/92   | 3   | Oregon State           | FA '15       | San Francisco, CA   |
| 59 | Campbell, De'Vondre | LB  | 6-3  | 234 | 7/1/93    | 2   | Minnesota              | D4 '16       | Fort Myers, FL      |
| 29 | Goodwin, C.J.       | CB  | 6-4  | 220 | 2/4/90    | 2   | California (PA)        | FA '15       | Wheeling, WV        |
| 81 | Hooper, Austin      | TE  | 6-3  | 254 | 10/29/94  | 2   | Stanford               | D3 '16       | San Ramon, CA       |
| 45 | Jones, Deion        | LB  | 6-1  | 222 | 11/4/94   | 2   | Louisiana State        | D2 '16       | New Orleans, LA     |
| 22 | Neal, Keanu         | S   | 6-0  | 211 | 7/26/95   | 2   | Florida                | D1 '16       | Bushnell, FL        |
| 20 | Neasman, Sharrod    | S   | 5-11 | 213 | 10/14/91  | 2   | Florida Atlantic       | FA '16       | Palmetto, FL        |
| 34 | Poole, Brian        | CB  | 5-9  | 213 | 10/20/92  | 2   | Florida                | CFA '16      | Bradenton, FL       |
| 71 | Schweitzer, Wes     | G   | 6-4  | 300 | 9/11/93   | 2   | San Jose State         | D6 '16       | Scottsdale, AR      |
| 17 | Hall, Marvin        | WR  | 5-10 | 190 | 4/10/93   | 1   | Washington             | FA '17       | Los Angeles, CA     |
| 54 | Grace, Jermaine     | LB  | 6-1  | 223 | 11/8/93   | R   | Miami                  | CFA '17      | Miami Gardens, FL   |
| 64 | Harlow, Sean        | G   | 6-4  | 284 | 3/28/95   | R   | Oregon State           | D4 '17       | San Clemente, CA    |
| 27 | Kazee, Damontae     | S   | 5-11 | 174 | 6/5/93    | R   | San Diego State        | D5 '17       | San Bernardino, CA  |
| 98 | McKinley, Takkarist | DE  | 6-2  | 250 | 11/2/95   | R   | UCLA                   | D1 '17       | Oakland, CA         |
| 42 | Riley, Duke         | LB  | 6-1  | 218 | 8/9/94    | R   | LSU                    | D3 '17       | Buras, LA           |
| 85 | Saubert, Eric       | TE  | 6-5  | 253 | 5/1/94    | R   | Drake                  | D5 '17       | Hoffman Estates, IL |

### PRACTICE SQUAD

|    |                   |    |      |     |          |   |                       |         |                     |
|----|-------------------|----|------|-----|----------|---|-----------------------|---------|---------------------|
| 75 | Douglas, Jamil    | G  | 6-4  | 309 | 2/22/92  | 2 | Arizona State         | FA '17  | Compton, CA         |
| 9  | Grayson, Garrett  | QB | 6-2  | 220 | 5/29/91  | 2 | Colorado State        | FA '17  | Vancouver, WA       |
| 93 | Tupou, Taniela    | DL | 6-1  | 284 | 12/13/92 | 1 | Washington            | FA '17  | Marysville, WA      |
| 38 | Branch, Marcelis  | FS | 5-11 | 180 | 1/19/94  | R | Robert Morris         | CFA '17 | Homestead, FL       |
| 76 | Brunskill, Daniel | T  | 6-5  | 260 | 1/27/94  | R | San Diego State       | CFA '17 | Valley Center, CA   |
| 39 | Burton, Deante    | CB | 6-2  | 205 | 7/12/94  | R | Kansas State          | CFA '17 | Manhattan, KS       |
| 16 | Davis, Reggie     | WR | 6-0  | 170 | 11/22/95 | R | Georgia               | FA '17  | Tallahassee, FL     |
| 89 | Gray, Alex        | TE | 6-4  | 231 | 5/1/91   | R | Barnard Castle School | CFA '17 | Bishop Auckland, UK |
| 25 | Hill, Brian       | RB | 6-1  | 219 | 11/9/95  | R | Wyoming               | D5 '17  | Belleville, IL      |
| 77 | Ivie, Joey        | DL | 6-3  | 301 | 1/22/95  | R | Florida               | FA '17  | Dade City, FL       |
| 55 | Jones, J'Terius   | DE | 6-3  | 245 | 11/12/93 | R | Miami (OH)            | CFA '17 | Atlanta, GA         |

### INJURED RESERVE

|    |                |    |     |     |         |   |            |        |                        |
|----|----------------|----|-----|-----|---------|---|------------|--------|------------------------|
| 95 | Crawford, Jack | DL | 6-5 | 274 | 9/7/88  | 6 | Penn State | FA '17 | London, United Kingdom |
| 52 | Tripp, Jordan  | LB | 6-4 | 236 | 4/3/91  | 4 | Montana    | FA '17 | Missoula, MT           |
| 41 | Mauger, Quincy | S  | 6-0 | 206 | 3/4/95  | R | Georgia    | FA '17 | Marietta, GA           |
|    | Fuller, Devin  | WR | 6-0 | 194 | 1/29/94 | 1 | UCLA       | D7 '16 | Norwood, NJ            |
|    | Ifedi, Martin  | DE | 6-3 | 275 | 9/4/91  | 1 | Memphis    | FA '17 | Houston, TX            |

### RESERVE/SUSPENDED

|    |                |    |     |     |         |   |                 |        |                  |
|----|----------------|----|-----|-----|---------|---|-----------------|--------|------------------|
| 32 | Collins, Jalen | CB | 6-1 | 203 | 3/20/93 | 3 | Louisiana State | D2 '15 | Olive Branch, MS |
|----|----------------|----|-----|-----|---------|---|-----------------|--------|------------------|

### PRACTICE SQUAD INJURED

|    |                 |    |     |     |         |   |            |         |                 |
|----|-----------------|----|-----|-----|---------|---|------------|---------|-----------------|
| 82 | Perkins, Joshua | TE | 6-3 | 223 | 8/5/93  | 2 | Washington | CFA '16 | Cerritos, CA    |
| 9  | Knight, Trevor  | QB | 6-1 | 201 | 10/3/93 | R | Texas A&M  | FA '17  | San Antonio, TX |

### COACHING STAFF

Dan Quinn (Head Coach), Raheem Morris (Asst. Head Coach/Wide Receivers/Passing Game Coordinator), Steve Sarkisian (Offensive Coordinator), Marquand Manuel (Defensive Coordinator), Jesse Ackerman (Head Strength and Conditioning Coach), Keith Armstrong (Special Teams Coordinator), Jonas Beauchemin (Asst. Strength and Conditioning), Kyle Flood (Asst. Offensive Line), Bryant Young (Defensive Line), Wade Harman (Tight Ends), Jerome Henderson (Passing Game Coordinator) Bush Hamdan (Quarterbacks), Justin Outten (Offensive Assistant), Charlie Jackson (Defensive Assistant), Charlie Weis Jr. (Offensive Assistant), Chris Morgan (Offensive Line), Jess Simpson (Defensive Assistant) Doug Mallory (Defensive Backs), Eric Sutulovich (Asst. Special Teams), Keith Carter (Running Backs), Jeff Ulbrich (Linebackers)

## 2017 Atlanta Falcons By Position Roster

| #                             | PLAYER              | POS | H    | W   | Birthdate | EXP | COLLEGE                | ACQUIRED     | HOMETOWN               |
|-------------------------------|---------------------|-----|------|-----|-----------|-----|------------------------|--------------|------------------------|
| <b>QUARTERBACKS</b>           |                     |     |      |     |           |     |                        |              |                        |
| 2                             | Ryan, Matt          | QB  | 6-4  | 217 | 5/17/85   | 10  | Boston College         | D1a '08      | Exton, PA              |
| 8                             | Schaub, Matt        | QB  | 6-6  | 245 | 6/25/81   | 14  | Virginia               | FA '16       | Pittsburgh, PA         |
| <b>RUNNING BACKS</b>          |                     |     |      |     |           |     |                        |              |                        |
| 40                            | Coleman, Derrick    | FB  | 6-0  | 233 | 10/18/90  | 4   | UCLA                   | FA '17       | Los Angeles, CA        |
| 26                            | Coleman, Tevin      | RB  | 6-1  | 210 | 4/16/93   | 3   | Indiana                | D3 '15       | Tinley Park, IL        |
| 24                            | Freeman, Devonta    | RB  | 5-8  | 206 | 3/15/92   | 4   | Florida State          | D4a '14      | Miami, FL              |
| 28                            | Ward, Terron        | RB  | 5-7  | 201 | 2/15/92   | 3   | Oregon State           | FA '15       | San Francisco, CA      |
| <b>WIDE RECEIVERS</b>         |                     |     |      |     |           |     |                        |              |                        |
| 18                            | Gabriel, Taylor     | WR  | 5-8  | 165 | 2/17/91   | 4   | Abilene Christian      | WA '16       | Mesquite, TX           |
| 17                            | Hall, Marvin        | WR  | 5-10 | 190 | 4/10/93   | 1   | Washington             | FA '17       | Los Angeles, CA        |
| 14                            | Hardy, Justin       | WR  | 5-10 | 192 | 12/18/91  | 3   | East Carolina          | D4 '15       | Vanceboro, NC          |
| 11                            | Jones, Julio        | WR  | 6-3  | 220 | 2/8/89    | 7   | Alabama                | D1 '11       | Foley, AL              |
| 19                            | Roberts, Andre      | WR  | 5-11 | 195 | 1/9/88    | 8   | Citadel                | FA '17       | Columbia, SC           |
| 12                            | Sanu, Mohamed       | WR  | 6-2  | 210 | 8/23/89   | 6   | Rutgers                | FA '16       | South Brunswick, NJ    |
| 15                            | Williams, Nick      | WR  | 5-10 | 184 | 11/23/90  | 4   | Connecticut            | FA '16       | East Windsor, NJ       |
| <b>TIGHT ENDS</b>             |                     |     |      |     |           |     |                        |              |                        |
| 81                            | Hooper, Austin      | TE  | 6-3  | 254 | 10/29/94  | 2   | Stanford               | D3 '16       | San Ramon, CA          |
| 85                            | Saubert, Eric       | TE  | 6-5  | 253 | 5/1/94    | R   | Drake                  | D5 '17       | Hoffman Estates, IL    |
| 80                            | Tailolo, Levine     | TE  | 6-8  | 265 | 7/30/91   | 5   | Stanford               | D4b '13      | La Mesa, CA            |
| <b>OFFENSIVE LINE</b>         |                     |     |      |     |           |     |                        |              |                        |
| 63                            | Garland, Ben        | G   | 6-5  | 308 | 4/6/88    | 4   | Air Force              | FA '15       | Grand Junction, CO     |
| 64                            | Harlow, Sean        | G   | 6-4  | 284 | 3/28/95   | R   | Oregon State           | D4 '17       | San Clemente, CA       |
| 67                            | Levitre, Andy       | G   | 6-2  | 303 | 5/15/86   | 9   | Oregon State           | TR '15 (Ten) | Santa Cruz, CA         |
| 51                            | Mack, Alex          | C   | 6-4  | 311 | 11/19/85  | 9   | California             | FA '16       | Santa Barbara, CA      |
| 70                            | Matthews, Jake      | T   | 6-5  | 309 | 2/11/92   | 4   | Texas A&M              | D1 '14       | Missouri City, TX      |
| 68                            | Pasztor, Austin     | T   | 6-7  | 305 | 11/26/90  | 5   | Virginia               | FA '17       | Langton, ONT           |
| 74                            | Sambrailo, Ty       | T   | 6-5  | 311 | 3/10/92   | 3   | Colorado State         | TR '17 (Den) | Watsonville, CA        |
| 73                            | Schraeder, Ryan     | T   | 6-7  | 300 | 5/4/88    | 5   | Valdosta State         | FA '13       | Wichita, KS            |
| 71                            | Schweitzer, Wes     | G   | 6-4  | 300 | 9/11/93   | 2   | San Jose State         | D6' '16      | Scottsdale, AR         |
| <b>DEFENSIVE LINE</b>         |                     |     |      |     |           |     |                        |              |                        |
| 99                            | Clayborn, Adrian    | DE  | 6-3  | 280 | 7/6/88    | 7   | Iowa                   | FA '15       | St. Louis, MO          |
| 97                            | Jarrett, Grady      | DT  | 6-0  | 305 | 4/28/93   | 3   | Clemson                | D5 '15       | Conyers, GA            |
| 98                            | McKinley, Takkarist | DE  | 6-2  | 250 | 11/2/95   | R   | UCLA                   | D1 '17       | Oakland, CA            |
| 92                            | Poe, Dontari        | DT  | 6-3  | 346 | 9/18/90   | 6   | Memphis                | FA '17       | Memphis, TN            |
| 50                            | Reed, Brooks        | DE  | 6-3  | 254 | 2/28/87   | 7   | Arizona                | FA '15       | Tucson, AZ             |
| 79                            | Rubin, Ahtyba       | DT  | 6-2  | 310 | 7/25/86   | 10  | Iowa State             | FA '17       | Pensacola, FL          |
| 90                            | Shelby, Derrick     | DE  | 6-2  | 280 | 3/4/89    | 6   | Utah                   | FA '16       | Houston, TX            |
| 91                            | Upshaw, Courtney    | DT  | 6-2  | 272 | 12/13/89  | 6   | Alabama                | FA '16       | Eufaula, AL            |
| <b>LINEBACKERS</b>            |                     |     |      |     |           |     |                        |              |                        |
| 44                            | Beasley Jr., Vic    | OLB | 6-3  | 246 | 7/8/92    | 3   | Clemson                | D1 '15       | Adairsville, GA        |
| 59                            | Campbell, De'Vondre | LB  | 6-3  | 234 | 7/1/93    | 2   | Minnesota              | D4 '16       | Fort Myers, FL         |
| 54                            | Grace, Jermaine     | LB  | 6-1  | 223 | 11/8/93   | R   | Miami                  | FA '17       | Miami Gardens, FL      |
| 45                            | Jones, Deion        | LB  | 6-1  | 222 | 11/4/94   | 2   | Louisiana State        | D2 '16       | New Orleans, LA        |
| 53                            | Reynolds, LaRoy     | LB  | 6-1  | 240 | 11/3/90   | 5   | Virginia               | FA '16       | Norfolk, VA            |
| 42                            | Riley, Duke         | LB  | 6-1  | 218 | 8/9/94    | R   | LSU                    | D3 '17       | Buras, LA              |
| 56                            | Weatherspoon, Sean  | LB  | 6-2  | 244 | 12/29/87  | 7   | Missouri               | FA '17       | Jasper, TX             |
| <b>DEFENSIVE BACKS</b>        |                     |     |      |     |           |     |                        |              |                        |
| 23                            | Alford, Robert      | CB  | 5-10 | 186 | 11/1/88   | 5   | Southeastern Louisiana | D2 '13       | Hammond, LA            |
| 37                            | Allen, Ricardo      | S   | 5-9  | 186 | 12/18/91  | 3   | Purdue                 | D5a '14      | Daytona Beach, FL      |
| 29                            | Goodwin, C.J.       | CB  | 6-4  | 220 | 2/4/90    | 2   | California (PA)        | FA '15       | Wheeling, WV           |
| 36                            | Ishmael, Kemal      | S   | 6-0  | 206 | 5/6/91    | 5   | Central Florida        | D7a '13      | Miami, FL              |
| 27                            | Kazee, Damontae     | S   | 5-11 | 174 | 6/5/93    | R   | San Diego State        | D5 '17       | San Bernardino, CA     |
| 22                            | Neal, Keanu         | S   | 6-0  | 211 | 7/26/95   | 2   | Florida                | D1 '16       | Bushnell, FL           |
| 20                            | Neasman, Sharrod    | S   | 5-11 | 213 | 10/14/91  | 2   | Florida Atlantic       | FA '16       | Palmetto, FL           |
| 34                            | Poole, Brian        | CB  | 5-9  | 213 | 10/20/92  | 2   | Florida                | CFA '16      | Bradenton, FL          |
| 21                            | Trufant, Desmond    | CB  | 6-0  | 190 | 9/10/90   | 5   | Washington             | D1 '13       | Tacoma, WA             |
| 33                            | Wreh-Wilson, Bledi  | CB  | 6-1  | 190 | 12/5/89   | 5   | Connecticut            | FA '17       | Malden, MA             |
| <b>SPECIALISTS</b>            |                     |     |      |     |           |     |                        |              |                        |
| 5                             | Bosher, Matt        | P   | 6-0  | 208 | 10/18/87  | 7   | Miami (Fla.)           | D6 '11       | Jupiter, FL            |
| 3                             | Bryant, Matt        | K   | 5-9  | 203 | 5/29/75   | 16  | Baylor                 | FA '09       | Orange, TX             |
| 47                            | Harris, Josh        | LS  | 6-1  | 240 | 4/27/89   | 6   | Auburn                 | FA '12       | Carrollton, GA         |
| <b>PRACTICE SQUAD</b>         |                     |     |      |     |           |     |                        |              |                        |
| 9                             | Grayson, Garrett    | QB  | 6-2  | 220 | 5/29/91   | 2   | Colorado State         | FA '17       | Vancouver, WA          |
| 25                            | Hill, Brian         | RB  | 6-1  | 219 | 11/9/95   | R   | Wyoming                | D5 '17       | Belleville, IL         |
| 39                            | Burton, Deante      | CB  | 6-2  | 205 | 7/12/94   | R   | Kansas State           | FA '17       | Manhattan, KS          |
| 16                            | Davis, Reggie       | WR  | 6-0  | 170 | 11/22/95  | R   | Georgia                | FA '17       | Tallahassee, FL        |
| 89                            | Gray, Alex          | TE  | 6-4  | 231 | 5/1/91    | R   | Barnard Castle School  | FA '17       | Bishop Auckland, UK    |
| 82                            | Perkins, Joshua     | TE  | 6-3  | 223 | 8/5/93    | 2   | Washington             | CFA '16      | Cerritos, CA           |
| 76                            | Brunskill, Daniel   | T   | 6-5  | 260 | 1/27/94   | R   | San Diego State        | FA '17       | Valley Center, CA      |
| 75                            | Douglas, Jamil      | G   | 6-4  | 309 | 2/22/92   | 2   | Arizona State          | FA '17       | Compton, CA            |
| 55                            | Jones, J'Terius     | DE  | 6-3  | 245 | 11/12/93  | R   | Miami (OH)             | FA '17       | Atlanta, GA            |
| 77                            | Ivie, Joey          | DL  | 6-3  | 301 | 1/22/95   | R   | Florida                | FA '17       | Dade City, FL          |
| 93                            | Tupou, Taniela      | DL  | 6-1  | 284 | 12/13/92  | 1   | Washington             | FA '17       | Marysville, WA         |
| 38                            | Branch, Marcelis    | S   | 5-11 | 180 | 1/19/94   | R   | Robert Morris          | FA '17       | Homestead, FL          |
| <b>INJURED RESERVE</b>        |                     |     |      |     |           |     |                        |              |                        |
| 95                            | Crawford, Jack      | DL  | 6-5  | 274 | 9/7/88    | 6   | Penn State             | FA '17       | London, United Kingdom |
| 52                            | Tripp, Jordan       | LB  | 6-4  | 236 | 4/3/91    | 4   | Montana                | FA '17       | Missoula, MT           |
| 41                            | Mauger, Quincy      | S   | 6-0  | 206 | 3/4/95    | R   | Georgia                | FA '17       | Marietta, GA           |
|                               | Fuller, Devin       | WR  | 6-0  | 194 | 1/29/94   | 1   | UCLA                   | D7 '16       | Norwood, NJ            |
|                               | Ifedi, Martin       | DE  | 6-3  | 275 | 9/4/91    | 1   | Memphis                | FA '17       | Houston, TX            |
| <b>RESERVE/SUSPENDED</b>      |                     |     |      |     |           |     |                        |              |                        |
| 32                            | Collins, Jalen      | CB  | 6-1  | 203 | 3/20/93   | 3   | Louisiana State        | D2 '15       | Olive Branch, MS       |
| <b>PRACTICE SQUAD INJURED</b> |                     |     |      |     |           |     |                        |              |                        |
| 9                             | Knight, Trevor      | QB  | 6-1  | 201 | 10/3/93   | R   | Texas A&M              | FA '17       | San Antonio, TX        |
| 82                            | Perkins, Joshua     | TE  | 6-3  | 223 | 8/5/93    | 2   | Washington             | CFA '16      | Cerritos, CA           |

### COACHING STAFF

Dan Quinn (Head Coach), Raheem Morris (Asst. Head Coach/Wide Receivers/Passing Game Coordinator), Steve Sarkisian (Offensive Coordinator), Marquand Manuel (Defensive Coordinator), Jesse Ackerman (Head Strength and Conditioning Coach), Keith Armstrong (Special Teams Coordinator), Jonas Beauchemin (Asst. Strength and Conditioning), Kyle Flood (Asst. Offensive Line), Bryant Young (Defensive Line), Wade Harman (Tight Ends), Jerome Henderson (Passing Game Coordinator) Bush Hamdan (Quarterbacks), Justin Outten (Offensive Assistant), Charlie Jackson (Defensive Assistant), Charlie Weis Jr. (Offensive Assistant), Chris Morgan (Offensive Line), Jess Simpson (Defensive Assistant) Doug Mallory (Defensive Backs), Eric Sutulovich (Asst. Special Teams), Keith Carter (Running Backs), Jeff Ulbrich (Linebackers)

# 2016 Atlanta Falcons Pronunciation Guide

| PLAYER             | PRONUNCIATION         |
|--------------------|-----------------------|
| Matt Boshier       | BOSH-er               |
| De'Vondre Campbell | Da-Von-Dre            |
| Devonta Freeman    | Devon-TAY             |
| Damontae Kazee     | Kay-zee               |
| Andy Levitre       | La-Vee-Tree           |
| Ahtyba Rubin       | Ah-tah-bah            |
| Eric Saubert       | Saw-bert              |
| Levine Toilolo     | La-Veen   Toy-low-low |
| Blidi Wreh-Wilson  | Bleed-E   Ray-Wilson  |



## **OFFENSE**

|                              |                   |                  |                  |
|------------------------------|-------------------|------------------|------------------|
| <b>WR</b> 11 Julio Jones     | 14 Justin Hardy   | 19 Andre Roberts |                  |
| <b>LT</b> 70 Jake Matthews   | 74 Ty Sambrailo   |                  |                  |
| <b>LG</b> 67 Andy Levitre    | 64 Sean Harlow    |                  |                  |
| <b>C</b> 51 Alex Mack        | 63 Ben Garland    |                  |                  |
| <b>RG</b> 71 Wes Schweitzer  | 63 Ben Garland    |                  |                  |
| <b>RT</b> 73 Ryan Schraeder  | 68 Austin Pasztor |                  |                  |
| <b>TE</b> 81 Austin Hooper   | 80 Levine Toilolo | 85 Eric Saubert  |                  |
| <b>WR</b> 12 Mohamed Sanu    | 18 Taylor Gabriel | 17 Marvin Hall   | 15 Nick Williams |
| <b>QB</b> 2 Matt Ryan        | 8 Matt Schaub     |                  |                  |
| <b>RB</b> 24 Devonta Freeman | 26 Tevin Coleman  | 28 Terron Ward   |                  |
| <b>FB</b> 40 Derrick Coleman |                   |                  |                  |

## **DEFENSE**

|                                 |                    |                      |
|---------------------------------|--------------------|----------------------|
| <b>DE</b> 50 Brooks Reed        | 99 Adrian Clayborn | 98 Takk McKinley     |
| <b>DT</b> 92 Dontari Poe        | 79 Ahtyba Rubin    |                      |
| <b>DT</b> 97 Grady Jarrett      |                    |                      |
| <b>DE</b> 91 Courtney Upshaw    | 90 Derrick Shelby  |                      |
| <b>LB</b> 44 Vic Beasley Jr.    | 53 LaRoy Reynolds  |                      |
| <b>LB</b> 45 Deion Jones        | 54 Jermaine Grace  | 56 Sean Weatherspoon |
| <b>LB</b> 59 De'Vondre Campbell | 42 Duke Riley      | 36 Kemal Ishmael     |
| <b>CB</b> 23 Robert Alford      | 29 C.J. Goodwin    | 33 Blidi Wreh-Wilson |
| <b>CB</b> 21 Desmond Trufant    | 34 Brian Poole     |                      |
| <b>S</b> 37 Ricardo Allen       | 27 Damontae Kazee  |                      |
| <b>S</b> 22 Keanu Neal          | 20 Sharrod Neasman |                      |

## **SPECIALISTS**

|                            |                   |
|----------------------------|-------------------|
| <b>K</b> 3 Matt Bryant     |                   |
| <b>KO</b> 5 Matt Boshier   |                   |
| <b>P</b> 5 Matt Boshier    |                   |
| <b>KR</b> 19 Andre Roberts | 14 Justin Hardy   |
| <b>PR</b> 19 Andre Roberts | 18 Taylor Gabriel |
| <b>LS</b> 47 Josh Harris   |                   |
| <b>H</b> 5 Matt Boshier    |                   |

Atlanta Falcons / Week 8 / Through Sunday, October 29, 2017 / Regular Season

Won 4, Lost 3

|            |   |       |                         |
|------------|---|-------|-------------------------|
| 9/10/2017  | W | 23-17 | at Chicago Bears        |
| 9/17/2017  | W | 34-23 | Green Bay Packers       |
| 9/24/2017  | W | 30-26 | at Detroit Lions        |
| 10/1/2017  | L | 17-23 | Buffalo Bills           |
| 10/15/2017 | L | 17-20 | Miami Dolphins          |
| 10/22/2017 | L | 7-23  | at New England Patriots |
| 10/29/2017 | W | 25-20 | at New York Jets        |

|                          |                |                |
|--------------------------|----------------|----------------|
|                          | Atlanta        | Opponent       |
| <b>Total First Downs</b> | <b>146</b>     | <b>140</b>     |
| Rushing                  | 47             | 38             |
| Passing                  | 90             | 86             |
| Penalty                  | 9              | 16             |
| 3rd Down: Made/Att       | 32/78          | 36/91          |
| 3rd Down Pct.            | 41.0%          | 39.6%          |
| 4th Down: Made/Att       | 2/6            | 7/9            |
| 4th Down Pct.            | 33.3%          | 77.8%          |
| <b>Possession Avg.</b>   | <b>28:59</b>   | <b>31:01</b>   |
| <b>Total Net Yards</b>   | <b>2621</b>    | <b>2244</b>    |
| Avg. Per Game            | 374.4          | 320.6          |
| Total Plays              | 424            | 445            |
| Avg. Per Play            | 6.2            | 5.0            |
| <b>Net Yards Rushing</b> | <b>863</b>     | <b>715</b>     |
| Avg. Per Game            | 123.3          | 102.1          |
| Total Rushes             | 180            | 178            |
| <b>Net Yards Passing</b> | <b>1758</b>    | <b>1529</b>    |
| Avg. Per Game            | 251.1          | 218.4          |
| Sacked/Yards Lost        | 12/86          | 17/130         |
| Gross Yards              | 1844           | 1659           |
| Attempts/Completions     | 232/153        | 250/162        |
| Completion Pct.          | 65.9%          | 64.8%          |
| Had Intercepted          | 6              | 2              |
| <b>Punts/Average</b>     | <b>22/44.1</b> | <b>26/47.4</b> |
| <b>Net Punting Avg.</b>  | <b>41.0</b>    | <b>41.0</b>    |
| <b>Penalties/Yards</b>   | <b>44/401</b>  | <b>50/420</b>  |
| <b>Fumbles/Ball Lost</b> | <b>8/3</b>     | <b>8/2</b>     |
| <b>Touchdowns</b>        | <b>16</b>      | <b>15</b>      |
| Rushing                  | 6              | 2              |
| Passing                  | 9              | 11             |
| Returns                  | 1              | 2              |

|                         |           |           |           |           |           |            |
|-------------------------|-----------|-----------|-----------|-----------|-----------|------------|
| <b>Score By Periods</b> | <b>Q1</b> | <b>Q2</b> | <b>Q3</b> | <b>Q4</b> | <b>OT</b> | <b>Pts</b> |
| Team                    | 34        | 60        | 19        | 40        | 0         | 153        |
| Opponents               | 14        | 57        | 37        | 44        | 0         | 152        |

|                  |           |           |           |           |              |              |            |            |
|------------------|-----------|-----------|-----------|-----------|--------------|--------------|------------|------------|
| <b>Scoring</b>   | <b>TD</b> | <b>Ru</b> | <b>Pa</b> | <b>Rt</b> | <b>PAT</b>   | <b>FG</b>    | <b>2Pt</b> | <b>Pts</b> |
| M.Bryant         | 0         | 0         | 0         | 0         | 15/15        | 14/17        | 0          | 57         |
| D.Freeman        | 5         | 5         | 0         | 0         | 0/0          | 0/0          | 0          | 30         |
| T.Coleman        | 2         | 1         | 1         | 0         | 0/0          | 0/0          | 0          | 12         |
| A.Hooper         | 2         | 0         | 2         | 0         | 0/0          | 0/0          | 0          | 12         |
| M.Sanu           | 2         | 0         | 2         | 0         | 0/0          | 0/0          | 0          | 12         |
| D.Trufant        | 1         | 0         | 0         | 1         | 0/0          | 0/0          | 0          | 6          |
| T.Gabriel        | 1         | 0         | 1         | 0         | 0/0          | 0/0          | 0          | 6          |
| J.Jones          | 1         | 0         | 1         | 0         | 0/0          | 0/0          | 0          | 6          |
| M.Hall           | 1         | 0         | 1         | 0         | 0/0          | 0/0          | 0          | 6          |
| J.Hardy          | 1         | 0         | 1         | 0         | 0/0          | 0/0          | 0          | 6          |
| <b>Team</b>      | <b>16</b> | <b>6</b>  | <b>9</b>  | <b>1</b>  | <b>15/15</b> | <b>14/17</b> | <b>0</b>   | <b>153</b> |
| <b>Opponents</b> | <b>15</b> | <b>2</b>  | <b>11</b> | <b>2</b>  | <b>14/14</b> | <b>16/18</b> | <b>0</b>   | <b>152</b> |

2-Pt. Conversions: Team 0/ 1, Opponents: 0/ 1

Sacks: B.Reed 3.0, V.Beasley 3.0, A.Clayborn 2.0, D.Campbell 2.0, T.McKinley 2.0, B.Poole 1.0, D.Shelby 1.0, D.Trufant 1.0, D.Jones 1.0, G.Jarrett 0.5, D.Poe 0.5 **Team: 17.0, Opponents: 12.0**

|                  |            |            |            |             |           |
|------------------|------------|------------|------------|-------------|-----------|
| <b>Rushing</b>   | <b>No.</b> | <b>Yds</b> | <b>Avg</b> | <b>Long</b> | <b>TD</b> |
| D.Freeman        | 103        | 466        | 4.5        | 44          | 5         |
| T.Coleman        | 58         | 311        | 5.4        | 52          | 1         |
| M.Ryan           | 15         | 80         | 5.3        | 16          | 0         |
| M.Sanu           | 1          | 4          | 4.0        | 4           | 0         |
| T.Gabriel        | 2          | 2          | 1.0        | 7           | 0         |
| M.Bosher         | 1          | 0          | 0.0        | 0           | 0         |
| <b>Team</b>      | <b>180</b> | <b>863</b> | <b>4.8</b> | <b>52</b>   | <b>6</b>  |
| <b>Opponents</b> | <b>178</b> | <b>715</b> | <b>4.0</b> | <b>46</b>   | <b>2</b>  |

|                  |            |             |             |             |           |
|------------------|------------|-------------|-------------|-------------|-----------|
| <b>Receiving</b> | <b>No.</b> | <b>Yds</b>  | <b>Avg</b>  | <b>Long</b> | <b>TD</b> |
| J.Jones          | 37         | 540         | 14.6        | 53          | 1         |
| M.Sanu           | 28         | 302         | 10.8        | 24          | 2         |
| A.Hooper         | 22         | 295         | 13.4        | 88t         | 2         |
| T.Gabriel        | 17         | 189         | 11.1        | 40t         | 1         |
| T.Coleman        | 15         | 179         | 11.9        | 39          | 1         |
| D.Freeman        | 15         | 119         | 7.9         | 20          | 0         |
| J.Hardy          | 8          | 86          | 10.8        | 22          | 1         |
| L.Toilolo        | 5          | 41          | 8.2         | 15          | 0         |
| N.Williams       | 3          | 30          | 10.0        | 14          | 0         |
| M.Hall           | 1          | 40          | 40.0        | 40t         | 1         |
| A.Roberts        | 1          | 12          | 12.0        | 12          | 0         |
| D.Coleman        | 1          | 11          | 11.0        | 11          | 0         |
| <b>Team</b>      | <b>153</b> | <b>1844</b> | <b>12.1</b> | <b>88t</b>  | <b>9</b>  |
| <b>Opponents</b> | <b>162</b> | <b>1659</b> | <b>10.2</b> | <b>44</b>   | <b>11</b> |

|                      |            |            |             |             |           |
|----------------------|------------|------------|-------------|-------------|-----------|
| <b>Interceptions</b> | <b>No.</b> | <b>Yds</b> | <b>Avg</b>  | <b>Long</b> | <b>TD</b> |
| D.Jones              | 1          | 1          | 1.0         | 1           | 0         |
| D.Trufant            | 1          | 0          | 0.0         | 0           | 0         |
| <b>Team</b>          | <b>2</b>   | <b>1</b>   | <b>0.5</b>  | <b>1</b>    | <b>0</b>  |
| <b>Opponents</b>     | <b>6</b>   | <b>141</b> | <b>23.5</b> | <b>37t</b>  | <b>1</b>  |

|                  |           |             |             |             |           |           |           |          |
|------------------|-----------|-------------|-------------|-------------|-----------|-----------|-----------|----------|
| <b>Punting</b>   | <b>No</b> | <b>Yds</b>  | <b>Avg</b>  | <b>Net</b>  | <b>TB</b> | <b>In</b> | <b>Lg</b> | <b>B</b> |
| M.Bosher         | 22        | 970         | 44.1        | 41.0        | 0         | 9         | 62        | 0        |
| <b>Team</b>      | <b>22</b> | <b>970</b>  | <b>44.1</b> | <b>41.0</b> | <b>0</b>  | <b>9</b>  | <b>62</b> | <b>0</b> |
| <b>Opponents</b> | <b>26</b> | <b>1233</b> | <b>47.4</b> | <b>41.0</b> | <b>4</b>  | <b>10</b> | <b>69</b> | <b>0</b> |

|                     |            |           |            |            |             |           |
|---------------------|------------|-----------|------------|------------|-------------|-----------|
| <b>Punt Returns</b> | <b>Ret</b> | <b>FC</b> | <b>Yds</b> | <b>Avg</b> | <b>Long</b> | <b>TD</b> |
| A.Roberts           | 10         | 6         | 86         | 8.6        | 27          | 0         |
| <b>Team</b>         | <b>10</b>  | <b>6</b>  | <b>86</b>  | <b>8.6</b> | <b>27</b>   | <b>0</b>  |
| <b>Opponents</b>    | <b>8</b>   | <b>9</b>  | <b>68</b>  | <b>8.5</b> | <b>17</b>   | <b>0</b>  |

|                        |            |            |             |             |           |
|------------------------|------------|------------|-------------|-------------|-----------|
| <b>Kickoff Returns</b> | <b>No.</b> | <b>Yds</b> | <b>Avg</b>  | <b>Long</b> | <b>TD</b> |
| A.Roberts              | 17         | 339        | 19.9        | 61          | 0         |
| <b>Team</b>            | <b>17</b>  | <b>339</b> | <b>19.9</b> | <b>61</b>   | <b>0</b>  |
| <b>Opponents</b>       | <b>12</b>  | <b>247</b> | <b>20.6</b> | <b>27</b>   | <b>0</b>  |

|                    |             |              |              |              |             |
|--------------------|-------------|--------------|--------------|--------------|-------------|
| <b>Field Goals</b> | <b>1-19</b> | <b>20-29</b> | <b>30-39</b> | <b>40-49</b> | <b>50+</b>  |
| M.Bryant           | 0/ 0        | 4/ 4         | 3/ 5         | 4/ 4         | 3/ 4        |
| <b>Team</b>        | <b>0/ 0</b> | <b>4/ 4</b>  | <b>3/ 5</b>  | <b>4/ 4</b>  | <b>3/ 4</b> |
| <b>Opponents</b>   | <b>0/ 0</b> | <b>4/ 4</b>  | <b>3/ 3</b>  | <b>4/ 6</b>  | <b>5/ 5</b> |

Fumbles Lost: M.Ryan 3 **Total: 3**

Opponent Fumble Recoveries: K.Ishmael 1, D.Trufant 1 **Total: 2**

|                  |            |            |             |              |                |           |             |            |             |             |             |             |               |
|------------------|------------|------------|-------------|--------------|----------------|-----------|-------------|------------|-------------|-------------|-------------|-------------|---------------|
| <b>Passing</b>   | <b>Att</b> | <b>Cmp</b> | <b>Yds</b>  | <b>Cmp%</b>  | <b>Yds/Att</b> | <b>TD</b> | <b>TD%</b>  | <b>Int</b> | <b>Int%</b> | <b>Long</b> | <b>Sack</b> | <b>Lost</b> | <b>Rating</b> |
| M.Ryan           | 232        | 153        | 1844        | 65.9%        | 7.9            | 9         | 3.9%        | 6          | 2.6%        | 88t         | 12/         | 86          | 92.3          |
| <b>Team</b>      | <b>232</b> | <b>153</b> | <b>1844</b> | <b>65.9%</b> | <b>7.9</b>     | <b>9</b>  | <b>3.9%</b> | <b>6</b>   | <b>2.6%</b> | <b>88t</b>  | <b>12/</b>  | <b>86</b>   | <b>92.3</b>   |
| <b>Opponents</b> | <b>250</b> | <b>162</b> | <b>1659</b> | <b>64.8%</b> | <b>6.6</b>     | <b>11</b> | <b>4.4%</b> | <b>2</b>   | <b>0.8%</b> | <b>44</b>   | <b>17/</b>  | <b>130</b>  | <b>95.1</b>   |

Carolina Panthers / Week 8 / Through Sunday, October 29, 2017 / Regular Season

Won 5, Lost 3

|            |   |        |                         |
|------------|---|--------|-------------------------|
| 9/10/2017  | W | 23- 3  | at San Francisco 49ers  |
| 9/17/2017  | W | 9- 3   | Buffalo Bills           |
| 9/24/2017  | L | 13- 34 | New Orleans Saints      |
| 10/1/2017  | W | 33- 30 | at New England Patriots |
| 10/8/2017  | W | 27- 24 | at Detroit Lions        |
| 10/12/2017 | L | 23- 28 | Philadelphia Eagles     |
| 10/22/2017 | L | 3- 17  | at Chicago Bears        |
| 10/29/2017 | W | 17- 3  | at Tampa Bay Buccaneers |

|                          | Carolina       | Opponent       |
|--------------------------|----------------|----------------|
| <b>Total First Downs</b> | <b>158</b>     | <b>123</b>     |
| Rushing                  | 58             | 35             |
| Passing                  | 88             | 81             |
| Penalty                  | 12             | 7              |
| 3rd Down: Made/Att       | 52/116         | 33/100         |
| 3rd Down Pct.            | 44.8%          | 33.0%          |
| 4th Down: Made/Att       | 1/4            | 4/11           |
| 4th Down Pct.            | 25.0%          | 36.4%          |
| <b>Possession Avg.</b>   | <b>33:34</b>   | <b>26:26</b>   |
| <b>Total Net Yards</b>   | <b>2488</b>    | <b>2112</b>    |
| Avg. Per Game            | 311.0          | 264.0          |
| Total Plays              | 523            | 445            |
| Avg. Per Play            | 4.8            | 4.7            |
| <b>Net Yards Rushing</b> | <b>781</b>     | <b>653</b>     |
| Avg. Per Game            | 97.6           | 81.6           |
| Total Rushes             | 231            | 174            |
| <b>Net Yards Passing</b> | <b>1707</b>    | <b>1459</b>    |
| Avg. Per Game            | 213.4          | 182.4          |
| Sacked/Yards Lost        | 22/151         | 27/154         |
| Gross Yards              | 1858           | 1613           |
| Attempts/Completions     | 270/168        | 244/159        |
| Completion Pct.          | 62.2%          | 65.2%          |
| Had Intercepted          | 11             | 3              |
| <b>Punts/Average</b>     | <b>33/47.1</b> | <b>39/46.8</b> |
| <b>Net Punting Avg.</b>  | <b>43.3</b>    | <b>42.7</b>    |
| <b>Penalties/Yards</b>   | <b>34/305</b>  | <b>45/414</b>  |
| <b>Fumbles/Ball Lost</b> | <b>9/3</b>     | <b>8/4</b>     |
| <b>Touchdowns</b>        | <b>14</b>      | <b>15</b>      |
| Rushing                  | 4              | 3              |
| Passing                  | 10             | 10             |
| Returns                  | 0              | 2              |

| Score By Periods | Q1 | Q2 | Q3 | Q4 | OT | Pts |
|------------------|----|----|----|----|----|-----|
| Team             | 29 | 53 | 39 | 27 | 0  | 148 |
| Opponents        | 23 | 47 | 24 | 48 | 0  | 142 |

| Scoring          | TD        | Ru       | Pa        | Rt       | PAT          | FG           | 2Pt      | Pts        |
|------------------|-----------|----------|-----------|----------|--------------|--------------|----------|------------|
| G.Gano           | 0         | 0        | 0         | 0        | 13/14        | 17/18        | 0        | 64         |
| C.Newton         | 3         | 3        | 0         | 0        | 0/0          | 0/0          | 0        | 18         |
| D.Funchess       | 3         | 0        | 3         | 0        | 0/0          | 0/0          | 0        | 18         |
| C.McCaffrey      | 2         | 0        | 2         | 0        | 0/0          | 0/0          | 0        | 12         |
| J.Stewart        | 2         | 1        | 1         | 0        | 0/0          | 0/0          | 0        | 12         |
| K.Benjamin       | 2         | 0        | 2         | 0        | 0/0          | 0/0          | 0        | 12         |
| F.Whittaker      | 1         | 0        | 1         | 0        | 0/0          | 0/0          | 0        | 6          |
| R.Shepard        | 1         | 0        | 1         | 0        | 0/0          | 0/0          | 0        | 6          |
| <b>Team</b>      | <b>14</b> | <b>4</b> | <b>10</b> | <b>0</b> | <b>13/14</b> | <b>17/18</b> | <b>0</b> | <b>148</b> |
| <b>Opponents</b> | <b>15</b> | <b>3</b> | <b>10</b> | <b>2</b> | <b>14/14</b> | <b>12/14</b> | <b>1</b> | <b>142</b> |

2-Pt. Conversions: Team 0/ 0, Opponents: 1/ 1

Sacks: J.Peppers 7.5, M.Addison 5.5, K.Short 4.0, C.Munnerlyn 2.0, S.Thompson 2.0, T.Davis 2.0, K.Love 1.5, W.Horton 1.0, J.Bradberry 1.0, S.Lotulelei 0.5 **Team: 27.0, Opponents: 22.0**

| Rushing          | No.        | Yds        | Avg        | Long       | TD       |
|------------------|------------|------------|------------|------------|----------|
| J.Stewart        | 110        | 329        | 3.0        | 17         | 1        |
| C.Newton         | 60         | 255        | 4.3        | 20         | 3        |
| C.McCaffrey      | 49         | 117        | 2.4        | 11         | 0        |
| C.Samuel         | 3          | 50         | 16.7       | 31         | 0        |
| D.Byrd           | 1          | 12         | 12.0       | 12         | 0        |
| F.Whittaker      | 4          | 10         | 2.5        | 8          | 0        |
| C.Artis-Payne    | 4          | 8          | 2.0        | 11         | 0        |
| <b>Team</b>      | <b>231</b> | <b>781</b> | <b>3.4</b> | <b>31</b>  | <b>4</b> |
| <b>Opponents</b> | <b>174</b> | <b>653</b> | <b>3.8</b> | <b>25t</b> | <b>3</b> |

| Receiving        | No.        | Yds         | Avg         | Long      | TD        |
|------------------|------------|-------------|-------------|-----------|-----------|
| C.McCaffrey      | 49         | 378         | 7.7         | 37        | 2         |
| D.Funchess       | 33         | 357         | 10.8        | 24        | 3         |
| K.Benjamin       | 32         | 475         | 14.8        | 43        | 2         |
| E.Dickson        | 22         | 349         | 15.9        | 64        | 0         |
| R.Shepard        | 11         | 133         | 12.1        | 40t       | 1         |
| C.Samuel         | 7          | 47          | 6.7         | 20        | 0         |
| J.Stewart        | 6          | 44          | 7.3         | 21        | 1         |
| F.Whittaker      | 3          | 34          | 11.3        | 28t       | 1         |
| G.Olsen          | 3          | 28          | 9.3         | 17        | 0         |
| C.Manhertz       | 1          | 11          | 11.0        | 11        | 0         |
| C.Artis-Payne    | 1          | 2           | 2.0         | 2         | 0         |
| D.Byrd           | 0          | 0           | 0           | 0         | 0         |
| <b>Team</b>      | <b>168</b> | <b>1858</b> | <b>11.1</b> | <b>64</b> | <b>10</b> |
| <b>Opponents</b> | <b>159</b> | <b>1613</b> | <b>10.1</b> | <b>70</b> | <b>10</b> |

| Interceptions    | No.       | Yds        | Avg         | Long       | TD       |
|------------------|-----------|------------|-------------|------------|----------|
| L.Kuechly        | 2         | 23         | 11.5        | 23         | 0        |
| M.Adams          | 1         | 2          | 2.0         | 2          | 0        |
| <b>Team</b>      | <b>3</b>  | <b>25</b>  | <b>8.3</b>  | <b>23</b>  | <b>0</b> |
| <b>Opponents</b> | <b>11</b> | <b>164</b> | <b>14.9</b> | <b>76t</b> | <b>1</b> |

| Punting          | No        | Yds         | Avg         | Net         | TB       | In        | Lg        | B        |
|------------------|-----------|-------------|-------------|-------------|----------|-----------|-----------|----------|
| M.Palardy        | 33        | 1554        | 47.1        | 43.3        | 3        | 11        | 60        | 0        |
| <b>Team</b>      | <b>33</b> | <b>1554</b> | <b>47.1</b> | <b>43.3</b> | <b>3</b> | <b>11</b> | <b>60</b> | <b>0</b> |
| <b>Opponents</b> | <b>39</b> | <b>1826</b> | <b>46.8</b> | <b>42.7</b> | <b>0</b> | <b>11</b> | <b>66</b> | <b>0</b> |

| Punt Returns     | Ret       | FC        | Yds        | Avg        | Long      | TD       |
|------------------|-----------|-----------|------------|------------|-----------|----------|
| C.McCaffrey      | 18        | 8         | 130        | 7.2        | 25        | 0        |
| K.Clay           | 3         | 1         | 22         | 7.3        | 11        | 0        |
| D.Byrd           | 1         | 0         | 9          | 9.0        | 9         | 0        |
| <b>Team</b>      | <b>22</b> | <b>9</b>  | <b>161</b> | <b>7.3</b> | <b>25</b> | <b>0</b> |
| <b>Opponents</b> | <b>11</b> | <b>10</b> | <b>64</b>  | <b>5.8</b> | <b>12</b> | <b>0</b> |

| Kickoff Returns  | No.       | Yds        | Avg         | Long      | TD       |
|------------------|-----------|------------|-------------|-----------|----------|
| C.Samuel         | 8         | 173        | 21.6        | 33        | 0        |
| R.Shepard        | 3         | 65         | 21.7        | 33        | 0        |
| C.McCaffrey      | 3         | 58         | 19.3        | 21        | 0        |
| <b>Team</b>      | <b>14</b> | <b>296</b> | <b>21.1</b> | <b>33</b> | <b>0</b> |
| <b>Opponents</b> | <b>3</b>  | <b>58</b>  | <b>19.3</b> | <b>23</b> | <b>0</b> |

| Field Goals      | 1-19        | 20-29       | 30-39       | 40-49       | 50+         |
|------------------|-------------|-------------|-------------|-------------|-------------|
| G.Gano           | 0/ 0        | 6/ 6        | 7/ 7        | 4/ 4        | 0/ 1        |
| <b>Team</b>      | <b>0/ 0</b> | <b>6/ 6</b> | <b>7/ 7</b> | <b>4/ 4</b> | <b>0/ 1</b> |
| <b>Opponents</b> | <b>1/ 1</b> | <b>0/ 0</b> | <b>3/ 3</b> | <b>5/ 5</b> | <b>3/ 5</b> |

Fumbles Lost: J.Stewart 1, C.Newton 1, C.McCaffrey 1 **Total: 3**  
Opponent Fumble Recoveries: T.Davis 1, K.Coleman 1, K.Short 1, S.Lotulelei 1 **Total: 4**

| Passing          | Att        | Cmp        | Yds         | Cmp%         | Yds/Att    | TD        | TD%         | Int       | Int%        | Long      | Sack       | Lost       | Rating      |
|------------------|------------|------------|-------------|--------------|------------|-----------|-------------|-----------|-------------|-----------|------------|------------|-------------|
| C.Newton         | 263        | 166        | 1841        | 63.1%        | 7.0        | 10        | 3.8%        | 11        | 4.2%        | 64        | 22/        | 151        | 79.1        |
| D.Anderson       | 7          | 2          | 17          | 28.6%        | 2.4        | 0         | 0.0%        | 0         | 0.0%        | 9         | 0/         | 0          | 39.6        |
| <b>Team</b>      | <b>270</b> | <b>168</b> | <b>1858</b> | <b>62.2%</b> | <b>6.9</b> | <b>10</b> | <b>3.7%</b> | <b>11</b> | <b>4.1%</b> | <b>64</b> | <b>22/</b> | <b>151</b> | <b>78.0</b> |
| <b>Opponents</b> | <b>244</b> | <b>159</b> | <b>1613</b> | <b>65.2%</b> | <b>6.6</b> | <b>10</b> | <b>4.1%</b> | <b>3</b>  | <b>1.2%</b> | <b>70</b> | <b>27/</b> | <b>154</b> | <b>92.5</b> |



**ATLANTA FALCONS**  
**STAT PACK**



# 2017

(4-3) NFC SOUTH

Coach: Dan Quinn

| DATE  | ATL  | OPP |    |          |
|-------|------|-----|----|----------|
| 9/10  | @CHI | 23  | 17 | W 61,857 |
| 9/17  | GB   | 34  | 23 | W 70,826 |
| 9/24  | @DET | 30  | 26 | W 63,240 |
| 10/1  | BUF  | 17  | 23 | L 71,273 |
| 10/15 | MIA  | 17  | 20 | L 70,593 |
| 10/22 | @NE  | 7   | 23 | L 65,878 |
| 10/29 | @NYJ | 25  | 20 | W 77,562 |
| 11/5  | @CAR | -   | -  | -        |
| 11/12 | DAL  | -   | -  | -        |
| 11/20 | @SEA | -   | -  | -        |
| 11/26 | TB   | -   | -  | -        |
| 12/3  | MIN  | -   | -  | -        |
| 12/7  | NO   | -   | -  | -        |
| 12/18 | @TB  | -   | -  | -        |
| 12/24 | @NO  | -   | -  | -        |
| 12/31 | CAR  | -   | -  | -        |

| 2016                     | ATL          | OPP          |
|--------------------------|--------------|--------------|
| <b>TOTAL FIRST DOWNS</b> | <b>146</b>   | <b>140</b>   |
| Rushing                  | 47           | 38           |
| Passing                  | 90           | 86           |
| Penalty                  | 9            | 16           |
| 3rd Down: Made/Att       | 32/78        | 36/91        |
| 3rd Down Pct.            | 41.0         | 39.6         |
| 4th Down: Made/Att       | 2/6          | 7/9          |
| 4th Down Pct.            | 33.3         | 77.8         |
| <b>POSSESSION AVG.</b>   | <b>28:59</b> | <b>31:01</b> |
| <b>TOTAL NET YARDS</b>   | <b>2621</b>  | <b>2244</b>  |
| Avg. Per Game            | 374.4        | 320.6        |
| Total Plays              | 424          | 445          |
| Avg. Per Play            | 6.2          | 5.0          |
| <b>NET YARDS RUSHING</b> | <b>863</b>   | <b>715</b>   |
| Avg. Per Game            | 123.3        | 102.1        |
| Total Rushes             | 180          | 178          |
| <b>NET YARDS PASSING</b> | <b>1758</b>  | <b>1529</b>  |
| Avg. Per Game            | 251.1        | 218.4        |
| Sacked/Yards Lost        | 12/86        | 17/130       |
| Gross Yards              | 1844         | 1659         |
| Att./Completions         | 232/153      | 250/162      |

| SCORE/QTR | Q1 | Q2 | Q3 | Q4 | OT | PTS |
|-----------|----|----|----|----|----|-----|
| Falcons   | 34 | 60 | 19 | 40 | 0  | 153 |
| Opponents | 14 | 57 | 37 | 44 | 0  | 152 |

| SCORING TD       | Ru        | Pa       | RT        | PAT      | FG           | 2            | TP       |            |
|------------------|-----------|----------|-----------|----------|--------------|--------------|----------|------------|
| M.Bryant         | 0         | 0        | 0         | 0        | 15/15        | 14/17        | 0        | 57         |
| D.Freeman        | 5         | 5        | 0         | 0        | 0/0          | 0/0          | 0        | 30         |
| T.Coleman        | 2         | 1        | 1         | 0        | 0/0          | 0/0          | 0        | 12         |
| A.Hooper         | 2         | 0        | 2         | 0        | 0/0          | 0/0          | 0        | 12         |
| M.Sanu           | 2         | 0        | 2         | 0        | 0/0          | 0/0          | 0        | 12         |
| D.Trufant        | 1         | 0        | 0         | 1        | 0/0          | 0/0          | 0        | 6          |
| T.Gabriel        | 1         | 0        | 1         | 0        | 0/0          | 0/0          | 0        | 6          |
| J.Jones          | 1         | 0        | 1         | 0        | 0/0          | 0/0          | 0        | 6          |
| M.Hall           | 1         | 0        | 1         | 0        | 0/0          | 0/0          | 0        | 6          |
| J.Hardy          | 1         | 0        | 1         | 0        | 0/0          | 0/0          | 0        | 6          |
| <b>Falcons</b>   | <b>16</b> | <b>6</b> | <b>9</b>  | <b>1</b> | <b>15/15</b> | <b>14/17</b> | <b>0</b> | <b>153</b> |
| <b>Opponents</b> | <b>15</b> | <b>2</b> | <b>11</b> | <b>2</b> | <b>14/14</b> | <b>16/18</b> | <b>0</b> | <b>152</b> |

| PASSING          | ATT        | CMP        | YDS         | CP%          | YD/AT      | TD        | TD%         | INT      | INT%        | LG         | SK/YDS        | RTG         |
|------------------|------------|------------|-------------|--------------|------------|-----------|-------------|----------|-------------|------------|---------------|-------------|
| M.Ryan           | 232        | 153        | 1844        | 65.9%        | 7.9        | 9         | 3.9%        | 6        | 2.6%        | 88t        | 12/86         | 92.3        |
| <b>Falcons</b>   | <b>232</b> | <b>153</b> | <b>1844</b> | <b>65.9%</b> | <b>7.9</b> | <b>9</b>  | <b>3.9%</b> | <b>6</b> | <b>2.6%</b> | <b>88t</b> | <b>12/86</b>  | <b>92.3</b> |
| <b>Opponents</b> | <b>250</b> | <b>162</b> | <b>1659</b> | <b>64.8%</b> | <b>6.6</b> | <b>11</b> | <b>4.4%</b> | <b>2</b> | <b>0.8%</b> | <b>44</b>  | <b>17/130</b> | <b>95.1</b> |

| PUNTING          | NO        | YDS         | AVG         | NET         | TB       | I20       | LG        | B        |
|------------------|-----------|-------------|-------------|-------------|----------|-----------|-----------|----------|
| M.Bosher         | 22        | 970         | 44.1        | 41.0        | 0        | 9         | 62        | 0        |
| <b>Falcons</b>   | <b>22</b> | <b>970</b>  | <b>44.1</b> | <b>41.0</b> | <b>0</b> | <b>9</b>  | <b>62</b> | <b>0</b> |
| <b>Opponents</b> | <b>26</b> | <b>1233</b> | <b>47.4</b> | <b>41.0</b> | <b>4</b> | <b>10</b> | <b>69</b> | <b>0</b> |

| RUSHING          | NO         | YDS        | AVG        | LG        | TD       |
|------------------|------------|------------|------------|-----------|----------|
| D.Freeman        | 103        | 466        | 4.5        | 44        | 5        |
| T.Coleman        | 58         | 311        | 5.4        | 52        | 1        |
| M.Ryan           | 15         | 80         | 5.3        | 16        | 0        |
| M.Sanu           | 1          | 4          | 4.0        | 4         | 0        |
| T.Gabriel        | 2          | 2          | 1.0        | 7         | 0        |
| M.Bosher         | 1          | 0          | 0.0        | 0         | 0        |
| <b>Falcons</b>   | <b>180</b> | <b>863</b> | <b>4.8</b> | <b>52</b> | <b>6</b> |
| <b>Opponents</b> | <b>178</b> | <b>715</b> | <b>4.0</b> | <b>46</b> | <b>2</b> |

| INTS             | NO       | YDS        | AVG         | LG         | TD       |
|------------------|----------|------------|-------------|------------|----------|
| D.Jones          | 1        | 1          | 1.0         | 1          | 0        |
| D.Trufant        | 1        | 0          | 0.0         | 0          | 0        |
| <b>Falcons</b>   | <b>2</b> | <b>1</b>   | <b>0.5</b>  | <b>1</b>   | <b>0</b> |
| <b>Opponents</b> | <b>6</b> | <b>141</b> | <b>23.5</b> | <b>37t</b> | <b>1</b> |

| RECEIVING        | NO         | YDS         | AVG         | LG         | TD        |
|------------------|------------|-------------|-------------|------------|-----------|
| J.Jones          | 37         | 540         | 14.6        | 53         | 1         |
| M.Sanu           | 28         | 302         | 10.8        | 24         | 2         |
| A.Hooper         | 22         | 295         | 13.4        | 88t        | 2         |
| T.Gabriel        | 17         | 189         | 11.1        | 40t        | 1         |
| T.Coleman        | 15         | 179         | 11.9        | 39         | 1         |
| D.Freeman        | 15         | 119         | 7.9         | 20         | 0         |
| J.Hardy          | 8          | 86          | 10.8        | 22         | 1         |
| L.Toilolo        | 5          | 41          | 8.2         | 15         | 0         |
| N.Williams       | 3          | 30          | 10.0        | 14         | 0         |
| M.Hall           | 1          | 40          | 40.0        | 40t        | 1         |
| A.Roberts        | 1          | 12          | 12.0        | 12         | 0         |
| D.Coleman        | 1          | 11          | 11.0        | 11         | 0         |
| <b>Falcons</b>   | <b>153</b> | <b>1844</b> | <b>12.1</b> | <b>88t</b> | <b>9</b>  |
| <b>Opponents</b> | <b>162</b> | <b>1659</b> | <b>10.2</b> | <b>44</b>  | <b>11</b> |

| PUNT RET         | RET       | FC       | YDS       | AVG        | LG        | TD       |
|------------------|-----------|----------|-----------|------------|-----------|----------|
| A.Roberts        | 10        | 6        | 86        | 8.6        | 27        | 0        |
| <b>Falcons</b>   | <b>10</b> | <b>6</b> | <b>86</b> | <b>8.6</b> | <b>27</b> | <b>0</b> |
| <b>Opponents</b> | <b>8</b>  | <b>9</b> | <b>68</b> | <b>8.5</b> | <b>17</b> | <b>0</b> |

| KICK RET         | NO        | YDS        | AVG         | LG        | TD       |
|------------------|-----------|------------|-------------|-----------|----------|
| A.Roberts        | 17        | 339        | 19.9        | 61        | 0        |
| <b>Falcons</b>   | <b>17</b> | <b>339</b> | <b>19.9</b> | <b>61</b> | <b>0</b> |
| <b>Opponents</b> | <b>12</b> | <b>247</b> | <b>20.6</b> | <b>27</b> | <b>0</b> |

| FGs              | 1-19       | 20-29      | 30-39      | 40-49      | 50+        |
|------------------|------------|------------|------------|------------|------------|
| M.Bryant         | 0/0        | 4/4        | 3/5        | 4/4        | 3/4        |
| <b>Falcons</b>   | <b>0/0</b> | <b>4/4</b> | <b>3/5</b> | <b>4/4</b> | <b>3/4</b> |
| <b>Opponents</b> | <b>0/0</b> | <b>4/4</b> | <b>3/3</b> | <b>4/6</b> | <b>5/5</b> |

**Sacks:**

Sacks: B.Reed 3.0, V.Beasley 3.0, A.Clayborn 2.0, D.Campbell 2.0, T.McKinley 2.0, B.Poole 1.0, D.Shelby 1.0, D.Trufant 1.0, D.Jones 1.0, G.Jarrett 0.5, D.Poe 0.5

**Team: 17.0 | Opponents: 12.0**

**2-Pt. Conversions:**

Team 0/1, Opponents: 0/1

**Fumbles Lost:**

Matt Ryan 3

**Total: 3**

**Opponent Fumble Recoveries:**

D.Trufant 1  
K. Ishmael 1

**Total: 2**

| DEFENSIVE TACKLES  | T          | A          | TOTAL TACKLES |
|--------------------|------------|------------|---------------|
| Deion Jones        | 43         | 17         | 60            |
| Keanu Neal         | 38         | 13         | 51            |
| De'Vondre Campbell | 27         | 11         | 38            |
| Brian Poole        | 24         | 10         | 34            |
| Robert Alford      | 25         | 6          | 31            |
| Ricardo Allen      | 21         | 6          | 27            |
| Grady Jarrett      | 17         | 10         | 27            |
| Brooks Reed        | 12         | 8          | 20            |
| Duke Riley         | 8          | 11         | 19            |
| Desmond Trufant    | 14         | 2          | 16            |
| Dontari Poe        | 9          | 6          | 15            |
| Derrick Shelby     | 6          | 8          | 14            |
| Vic Beasley Jr.    | 8          | 3          | 11            |
| Kemal Ishamel      | 7          | 3          | 10            |
| Damontae Kazee     | 5          | 4          | 9             |
| Adrian Clayborn    | 7          | 1          | 8             |
| Takk McKinley      | 6          | 1          | 7             |
| Jack Crawford      | 2          | 1          | 3             |
| Joe Vellano        | 1          | 2          | 3             |
| Ahtyba Rubin       | 2          | 0          | 2             |
| Sharrod Neasman    | 1          | 0          | 1             |
| Blidi Wreh-Wilson  | 1          | 0          | 1             |
| <b>Total</b>       | <b>284</b> | <b>123</b> | <b>407</b>    |

| QUARTERBACK SACKS  | SACKS       |
|--------------------|-------------|
| Brooks Reed        | 3.0         |
| Vic Beasley Jr.    | 3.0         |
| Adrian Clayborn    | 2.0         |
| De'Vondre Campbell | 2.0         |
| Takk McKinley      | 2.0         |
| Brian Poole        | 1.0         |
| Deion Jones        | 1.0         |
| Derrick Shelby     | 1.0         |
| Desmond Trufant    | 1.0         |
| Grady Jarrett      | 0.5         |
| Dontari Poe        | 0.5         |
| <b>Total</b>       | <b>17.0</b> |

| SPECIAL TEAMS TACKLES | T         | A        | TOTAL TACKLES |
|-----------------------|-----------|----------|---------------|
| Derrick Coleman       | 10        | 2        | 12            |
| Kemal Ishmael         | 1         | 2        | 3             |
| C.J. Goodwin          | 2         | 0        | 2             |
| Duke Riley            | 0         | 1        | 1             |
| Damontae Kazee        | 1         | 0        | 1             |
| Eric Saubert          | 1         | 0        | 1             |
| Josh Harris           | 0         | 1        | 1             |
| Sharrod Neasman       | 1         | 0        | 1             |
| Robert Alford         | 1         | 0        | 1             |
| Matt Boshier          | 1         | 0        | 1             |
| Ben Garland           | 1         | 0        | 1             |
| Justin Hardy          | 1         | 0        | 1             |
| <b>Total</b>          | <b>20</b> | <b>6</b> | <b>26</b>     |

| PASSES DEFENSED    | PD        |
|--------------------|-----------|
| Robert Alford      | 7         |
| Desmond Trufant    | 4         |
| Brian Poole        | 4         |
| De'Vondre Campbell | 4         |
| Deion Jones        | 3         |
| Keanu Neal         | 2         |
| Dontari Poe        | 2         |
| Adrian Clayborn    | 1         |
| Takk McKinley      | 1         |
| <b>Totals</b>      | <b>28</b> |

| QUARTERBACK HITS   | QBH       |
|--------------------|-----------|
| Takk McKinley      | 5         |
| Adrian Clayborn    | 4         |
| Brooks Reed        | 4         |
| De'Vondre Campbell | 4         |
| Jack Crawford      | 3         |
| Brian Poole        | 3         |
| Vic Beasley Jr.    | 3         |
| Grady Jarrett      | 3         |
| Dontari Poe        | 3         |
| Derrick Shelby     | 2         |
| Deion Jones        | 1         |
| Desmond Trufant    | 1         |
| Ahtyba Rubin       | 1         |
| <b>Totals</b>      | <b>37</b> |

| TACKLES FOR LOSS   | TFL       |
|--------------------|-----------|
| Grady Jarrett      | 7         |
| Brooks Reed        | 5         |
| Takk McKinley      | 4         |
| Vic Beasley        | 3         |
| Brian Poole        | 2         |
| Adrian Clayborn    | 2         |
| De'Vondre Campbell | 2         |
| Derrick Shelby     | 2         |
| Deion Jones        | 2         |
| Keanu Neal         | 1         |
| Dontari Poe        | 1         |
| Desmond Trufant    | 1         |
| <b>Totals</b>      | <b>32</b> |

| INTERCEPTIONS   | INT      |
|-----------------|----------|
| Desmond Trufant | 1        |
| Deion Jones     | 1        |
| <b>Total</b>    | <b>2</b> |

| FORCED FUMBLES     | FF       |
|--------------------|----------|
| Damontae Kazee     | 1        |
| De'Vondre Campbell | 1        |
| Takk McKinley      | 1        |
| Vic Beasley Jr.    | 1        |
| <b>Total</b>       | <b>2</b> |

| FUMBLE RECOVERIES | FR       |
|-------------------|----------|
| Desmond Trufant   | 1        |
| <b>Total</b>      | <b>1</b> |

# GAME 1

SOLDIER FIELD - CHICAGO, IL



23-17



## ATLANTA FALCONS

| PASSING      | ATT       | CP        | YD         | SK          | TD       | LG        | INT      | RT           |
|--------------|-----------|-----------|------------|-------------|----------|-----------|----------|--------------|
| M.Ryan       | 30        | 21        | 321        | 2/13        | 1        | 88        | 0        | 116.1        |
| <b>TOTAL</b> | <b>30</b> | <b>21</b> | <b>321</b> | <b>2/13</b> | <b>1</b> | <b>88</b> | <b>0</b> | <b>116.1</b> |

| RUSHING      | ATT       | YDS       | AVG        | LG        | TD       |
|--------------|-----------|-----------|------------|-----------|----------|
| D.Freeman    | 12        | 37        | 3.1        | 6         | 1        |
| T.Coleman    | 8         | 16        | 2.0        | 7         | 0        |
| M.Ryan       | 3         | 11        | 3.7        | 13        | 0        |
| <b>TOTAL</b> | <b>23</b> | <b>64</b> | <b>2.8</b> | <b>13</b> | <b>1</b> |

| RECEIVING    | NO        | YDS        | AVG         | LG        | TD       |
|--------------|-----------|------------|-------------|-----------|----------|
| M.Sanu       | 6         | 47         | 7.8         | 15        | 0        |
| Ju.Jones     | 4         | 66         | 16.5        | 25        | 0        |
| T.Coleman    | 4         | 42         | 10.5        | 20        | 0        |
| T.Gabriel    | 3         | 36         | 12.0        | 18        | 0        |
| A.Hooper     | 2         | 128        | 64.0        | 88        | 1        |
| D.Freeman    | 2         | 2          | 1.0         | 2         | 0        |
| <b>TOTAL</b> | <b>21</b> | <b>321</b> | <b>15.3</b> | <b>88</b> | <b>1</b> |

## CHICAGO BEARS

| PASSING      | ATT       | CP        | YD         | SK          | TD       | LG        | INT      | RT          |
|--------------|-----------|-----------|------------|-------------|----------|-----------|----------|-------------|
| M.Glennon    | 40        | 26        | 213        | 4/37        | 1        | 22        | 0        | 86.8        |
| <b>TOTAL</b> | <b>40</b> | <b>26</b> | <b>213</b> | <b>4/37</b> | <b>1</b> | <b>22</b> | <b>0</b> | <b>86.8</b> |

| RUSHING      | ATT       | YDS        | AVG        | LG        | TD       |
|--------------|-----------|------------|------------|-----------|----------|
| T.Cohen      | 5         | 66         | 13.2       | 46        | 0        |
| Jo.Howard    | 13        | 52         | 4.0        | 11        | 1        |
| M.Burton     | 1         | 7          | 7.0        | 7         | 0        |
| <b>TOTAL</b> | <b>19</b> | <b>125</b> | <b>6.6</b> | <b>46</b> | <b>1</b> |

| RECEIVING    | NO        | YDS        | AVG        | LG        | TD       |
|--------------|-----------|------------|------------|-----------|----------|
| T.Cohen      | 8         | 47         | 5.9        | 19        | 1        |
| Z.Miller     | 4         | 39         | 9.8        | 12        | 0        |
| J.Bellamy    | 3         | 27         | 9.0        | 14        | 0        |
| Jo.Howard    | 3         | 14         | 4.7        | 9         | 0        |
| D.Sims       | 2         | 31         | 15.5       | 22        | 0        |
| K.White      | 2         | 6          | 3.0        | 6         | 0        |
| <b>TOTAL</b> | <b>26</b> | <b>213</b> | <b>8.2</b> | <b>22</b> | <b>1</b> |

## SCORING DRIVES

| TEAM    | QTR | TIME  | SCORING PLAY   | ATL | CHI |
|---------|-----|-------|--|-----|-----|
| Falcons | 1   | 7:56  | M.Bryant 48 yd. Field Goal (11-62, 7:04)                       | 3   | 0   |
| Bears   | 2   | 14:55 | C.Barth 54 yd. Field Goal (10-41, 4:24)                        | 3   | 3   |
| Falcons | 2   | 4:29  | D.Freeman 5 yd. run (M.Bryant kick) (11-83, 6:59)              | 10  | 3   |
| Bears   | 2   | 0:14  | Jo.Howard 4 yd. run (C.Barth kick) (7-75, 4:15)                | 10  | 10  |
| Falcons | 3   | 2:10  | M.Bryant 28 yd. Field Goal (13-76, 6:29)                       | 13  | 10  |
| Falcons | 4   | 11:55 | A.Hooper 88 yd. pass from M.Ryan (M.Bryant kick) (3-95, 0:59)  | 20  | 10  |
| Bears   | 4   | 7:26  | T.Cohen 19 yd. pass from M.Glennon (C.Barth kick) (9-75, 4:29) | 20  | 17  |
| Falcons | 4   | 3:24  | M.Bryant 37 yd. Field Goal (9-56, 4:02)                        | 23  | 17  |

# GAME 2

MERCEDES-BENZ STADIUM - ATLANTA, GA



# 34-23



## ATLANTA FALCONS

| PASSING      | ATT       | CP        | YD         | SK          | TD       | LG        | INT      | RT           |
|--------------|-----------|-----------|------------|-------------|----------|-----------|----------|--------------|
| M.Ryan       | 28        | 19        | 252        | 3/29        | 1        | 34        | 0        | 108.0        |
| <b>TOTAL</b> | <b>28</b> | <b>19</b> | <b>252</b> | <b>3/29</b> | <b>1</b> | <b>34</b> | <b>0</b> | <b>108.0</b> |

| RUSHING      | ATT       | YDS        | AVG        | LG        | TD       |
|--------------|-----------|------------|------------|-----------|----------|
| D.Freeman    | 19        | 84         | 4.4        | 17        | 2        |
| T.Coleman    | 6         | 42         | 7.0        | 35        | 0        |
| M.Ryan       | 1         | 8          | 8.0        | 8         | 0        |
| T.Gabriel    | 1         | 7          | 7.0        | 7         | 0        |
| <b>TOTAL</b> | <b>27</b> | <b>141</b> | <b>5.2</b> | <b>35</b> | <b>2</b> |

| RECEIVING    | NO        | YDS        | AVG         | LG        | TD       |
|--------------|-----------|------------|-------------|-----------|----------|
| Ju.Jones     | 5         | 108        | 21.6        | 34        | 0        |
| M.Sanu       | 5         | 85         | 17.0        | 24        | 0        |
| D.Freeman    | 2         | 16         | 8.0         | 10        | 0        |
| T.Gabriel    | 2         | 14         | 7.0         | 12        | 0        |
| A.Hooper     | 2         | 7          | 3.5         | 4         | 0        |
| T.Coleman    | 2         | 3          | 1.5         | 3         | 1        |
| J.Hardy      | 1         | 19         | 19.0        | 19        | 0        |
| <b>TOTAL</b> | <b>19</b> | <b>252</b> | <b>13.3</b> | <b>34</b> | <b>1</b> |

## GREEN BAY PACKERS

| PASSING      | ATT       | CP        | YD         | SK          | TD       | LG         | INT      | RT          |
|--------------|-----------|-----------|------------|-------------|----------|------------|----------|-------------|
| A.Rodgers    | 50        | 33        | 343        | 3/35        | 2        | 33t        | 1        | 90.7        |
| <b>TOTAL</b> | <b>50</b> | <b>33</b> | <b>343</b> | <b>3/35</b> | <b>2</b> | <b>33t</b> | <b>1</b> | <b>90.7</b> |

| RUSHING      | ATT       | YDS       | AVG        | LG        | TD       |
|--------------|-----------|-----------|------------|-----------|----------|
| T.Montgomery | 10        | 35        | 3.5        | 7         | 1        |
| J.Williams   | 2         | 6         | 3.0        | 4         | 0        |
| A.Rodgers    | 2         | 8         | 4.0        | 9         | 0        |
| R.Cobb       | 1         | 10        | 10.0       | 10        | 0        |
| <b>TOTAL</b> | <b>15</b> | <b>59</b> | <b>3.9</b> | <b>10</b> | <b>1</b> |

| RECEIVING    | NO        | YDS        | AVG         | LG        | TD       |
|--------------|-----------|------------|-------------|-----------|----------|
| D.Adams      | 8         | 99         | 12.4        | 33        | 1        |
| T.Montgomery | 6         | 75         | 12.5        | 23        | 1        |
| R.Cobb       | 6         | 60         | 10.0        | 18        | 0        |
| M.Bennett    | 5         | 47         | 9.4         | 18        | 0        |
| G.Allison    | 3         | 24         | 8.0         | 13        | 0        |
| R.Rodgers    | 2         | 22         | 11.0        | 14        | 0        |
| T.Davis      | 1         | 9          | 9.0         | 9         | 0        |
| J.Williams   | 1         | 5          | 5.0         | 5         | 0        |
| A.Ripkowski  | 1         | 2          | 2.0         | 2         | 0        |
| <b>TOTAL</b> | <b>33</b> | <b>343</b> | <b>10.4</b> | <b>33</b> | <b>2</b> |

## SCORING DRIVES

| TEAM    | QTR | TIME  | SCORING PLAY  | GB | ATL |
|---------|-----|-------|---|----|-----|
| Falcons | 1   | 9:51  | D.Freeman 1 yd. run (M.Bryant kick) (9-86, 5:09)                    | 0  | 7   |
| Packers | 1   | 3:43  | T.Montgomery 1 yd. run (M.Crosby kick) (11-75, 6:08)                | 7  | 7   |
| Falcons | 2   | 11:10 | D.Freeman 2 yd. run (M.Bryant kick) (10-87, 4:12)                   | 7  | 14  |
| Falcons | 2   | 3:21  | M.Bryant 51 yd. Field Goal (7-58, 3:53)                             | 7  | 17  |
| Falcons | 2   | 0:19  | T.Coleman 3 yd. pass from M.Ryan (M.Bryant kick) (4-36, 0:28)       | 7  | 24  |
| Falcons | 3   | 14:04 | D.Trufant 15 yd. fumble return (M.Bryant kick)                      | 7  | 31  |
| Packers | 3   | 9:33  | M.Crosby 28 yd. Field Goal (11-65, 4:31)                            | 10 | 31  |
| Falcons | 3   | 4:19  | M.Bryant 53 yd. Field Goal (10-40, 5:14)                            | 10 | 34  |
| Packers | 4   | 12:42 | D.Adams 33 yd. pass from A.Rodgers (pass failed) (13-75, 6:37)      | 16 | 34  |
| Packers | 4   | 5:51  | T.Montgomery 1 yd. pass from A.Rodgers (M.Crosby kick) (8-85, 3:44) | 23 | 34  |

# GAME 3

FORD FIELD - DETROIT, MI



# 30-26



## ATLANTA FALCONS

| PASSING      | ATT       | CP        | YD         | SK          | TD       | LG        | INT      | RT          |
|--------------|-----------|-----------|------------|-------------|----------|-----------|----------|-------------|
| M.Ryan       | 35        | 24        | 294        | 2/17        | 2        | 40        | 3        | 77.6        |
| <b>TOTAL</b> | <b>35</b> | <b>24</b> | <b>294</b> | <b>2/17</b> | <b>2</b> | <b>40</b> | <b>3</b> | <b>77.6</b> |

| RUSHING      | ATT       | YDS        | AVG        | LG        | TD       |
|--------------|-----------|------------|------------|-----------|----------|
| D.Freeman    | 21        | 106        | 5.0        | 18        | 1        |
| T.Coleman    | 6         | 46         | 7.7        | 14        | 0        |
| M.Ryan       | 1         | -1         | -1.0       | -1        | 0        |
| <b>TOTAL</b> | <b>28</b> | <b>151</b> | <b>5.4</b> | <b>18</b> | <b>1</b> |

| RECEIVING    | NO        | YDS        | AVG         | LG        | TD       |
|--------------|-----------|------------|-------------|-----------|----------|
| Ju.Jones     | 7         | 91         | 13.0        | 18        | 0        |
| T.Gabriel    | 5         | 79         | 15.8        | 40        | 1        |
| M.Sanu       | 4         | 28         | 7.0         | 12        | 1        |
| T.Coleman    | 3         | 43         | 14.3        | 27        | 0        |
| D.Freeman    | 3         | 32         | 10.7        | 18        | 0        |
| A.Hooper     | 1         | 9          | 9.0         | 9         | 0        |
| A.Roberts    | 1         | 12         | 12.0        | 12        | 0        |
| <b>TOTAL</b> | <b>24</b> | <b>294</b> | <b>12.3</b> | <b>40</b> | <b>1</b> |

## DETROIT LIONS

| PASSING      | ATT       | CP        | YD         | SK          | TD       | LG        | INT      | RT          |
|--------------|-----------|-----------|------------|-------------|----------|-----------|----------|-------------|
| M.Stafford   | 45        | 25        | 264        | 2/11        | 1        | 29        | 0        | 80.2        |
| <b>TOTAL</b> | <b>45</b> | <b>25</b> | <b>264</b> | <b>2/11</b> | <b>1</b> | <b>29</b> | <b>0</b> | <b>80.2</b> |

| RUSHING      | ATT       | YDS       | AVG        | LG        | TD       |
|--------------|-----------|-----------|------------|-----------|----------|
| A.Abdullah   | 14        | 47        | 3.4        | 11        | 0        |
| M.Stafford   | 2         | 19        | 9.5        | 11        | 0        |
| Z.Zenner     | 3         | 5         | 1.7        | 3         | 0        |
| <b>TOTAL</b> | <b>19</b> | <b>71</b> | <b>3.7</b> | <b>11</b> | <b>0</b> |

| RECEIVING    | NO        | YDS        | AVG         | LG        | TD       |
|--------------|-----------|------------|-------------|-----------|----------|
| G.Tate       | 7         | 58         | 8.3         | 18        | 1        |
| T.Riddick    | 4         | 38         | 9.5         | 16        | 0        |
| T.Jones      | 3         | 63         | 21.0        | 29        | 0        |
| A.Abdullah   | 3         | 39         | 13.0        | 22        | 0        |
| M.Jones      | 3         | 24         | 8.0         | 12        | 0        |
| K.Golladay   | 2         | 25         | 12.5        | 13        | 0        |
| E.Ebron      | 2         | 9          | 4.5         | 8         | 0        |
| D.Fells      | 1         | 8          | 8.0         | 8         | 0        |
| <b>TOTAL</b> | <b>25</b> | <b>264</b> | <b>10.6</b> | <b>29</b> | <b>1</b> |

## SCORING DRIVES

| TEAM    | QTR | TIME  | SCORING PLAY   | ATL | DET |
|---------|-----|-------|--|-----|-----|
| Falcons | 1   | 8:17  | M.Sanu 4 yd. pass from M.Ryan (M.Bryant kick) (12-75, 6:43)      | 7   | 0   |
| Falcons | 2   | 12:51 | M.Bryant 36 yd. Field Goal (10-53, 5:36)                         | 10  | 0   |
| Lions   | 2   | 10:27 | M.Prater 55 yd. Field Goal (6-38, 2:24)                          | 10  | 3   |
| Falcons | 2   | 5:00  | D.Freeman 1 yd. run (M.Bryant kick) (9-64, 5:27)                 | 17  | 3   |
| Lions   | 2   | 1:50  | M.Prater 40 yd. Field Goal (9-53, 3:10)                          | 17  | 6   |
| Lions   | 2   | 1:41  | G.Quin 37 yd. interception return (M.Prater kick)                | 17  | 13  |
| Falcons | 2   | 0:31  | M.Bryant 48 yd. Field Goal (7-45, 1:10)                          | 20  | 13  |
| Falcons | 3   | 11:37 | M.Bryant 40 yd. Field Goal (5-19, 1:55)                          | 23  | 13  |
| Lions   | 3   | 4:51  | G.Tate 11 yd. pass from M.Stafford (M.Prater kick) (12-75, 6:46) | 23  | 20  |
| Lions   | 3   | 1:24  | M.Prater 35 yd. Field Goal (4-4, 1:20)                           | 23  | 23  |
| Falcons | 4   | 14:50 | T.Gabriel 40 yd. pass from M.Ryan (M.Bryant kick) (4-75, 1:34)   | 30  | 23  |
| Lions   | 4   | 11:48 | M.Prater 57 yd. Field Goal (8-37, 3:02)                          | 30  | 26  |

# GAME 4

MERCEDES-BENZ STADIUM - ATLANTA, GA



# 23-17



## BUFFALO BILLS

| PASSING      | ATT       | CP        | YD         | SK          | TD       | LG        | INT      | RT           |
|--------------|-----------|-----------|------------|-------------|----------|-----------|----------|--------------|
| T.Taylor     | 20        | 12        | 182        | 3/18        | 1        | 44        | 0        | 106.7        |
| <b>TOTAL</b> | <b>20</b> | <b>12</b> | <b>182</b> | <b>3/18</b> | <b>1</b> | <b>44</b> | <b>0</b> | <b>106.7</b> |

| RUSHING      | ATT       | YDS        | AVG        | LG       | TD       |
|--------------|-----------|------------|------------|----------|----------|
| L.McCoy      | 20        | 76         | 3.8        | 8        | 0        |
| M.Tolbert    | 8         | 31         | 3.9        | 8        | 0        |
| T.Taylor     | 7         | 12         | 1.7        | 6        | 0        |
| P.DiMarco    | 1         | -2         | -2.0       | -2       | 0        |
| <b>TOTAL</b> | <b>36</b> | <b>117</b> | <b>3.3</b> | <b>8</b> | <b>0</b> |

| RECEIVING    | NO        | YDS        | AVG         | LG        | TD       |
|--------------|-----------|------------|-------------|-----------|----------|
| C.Clay       | 5         | 112        | 22.4        | 44        | 0        |
| L.McCoy      | 3         | 32         | 10.7        | 17        | 0        |
| J.Matthews   | 2         | 10         | 5.0         | 9         | 1        |
| Z.Jones      | 1         | 18         | 18.0        | 18        | 0        |
| A.Holmes     | 1         | 10         | 10.0        | 10        | 0        |
| <b>TOTAL</b> | <b>12</b> | <b>182</b> | <b>15.2</b> | <b>44</b> | <b>1</b> |

## ATLANTA FALCONS

| PASSING      | ATT       | CP        | YD         | SK         | TD       | LG        | INT      | RT          |
|--------------|-----------|-----------|------------|------------|----------|-----------|----------|-------------|
| M.Ryan       | 42        | 24        | 242        | 1/0        | 1        | 39        | 2        | 61.8        |
| <b>TOTAL</b> | <b>42</b> | <b>24</b> | <b>242</b> | <b>1/0</b> | <b>1</b> | <b>39</b> | <b>2</b> | <b>61.8</b> |

| RUSHING      | ATT       | YDS        | AVG        | LG        | TD        |
|--------------|-----------|------------|------------|-----------|-----------|
| T.Coleman    | 9         | 77         | 8.6        | 29        | 0         |
| D.Freeman    | 18        | 58         | 3.2        | 16        | 1         |
| M.Ryan       | 1         | 8          | 8.0        | 8         | 0         |
| M.Sanu       | 1         | 4          | 4.0        | 4         | 0         |
| <b>TOTAL</b> | <b>29</b> | <b>147</b> | <b>5.1</b> | <b>29</b> | <b>11</b> |

| RECEIVING    | NO        | YDS        | AVG         | LG        | TD       |
|--------------|-----------|------------|-------------|-----------|----------|
| A.Hooper     | 5         | 50         | 10.0        | 18        | 0        |
| T.Coleman    | 4         | 65         | 16.3        | 39        | 0        |
| Ju.Jones     | 3         | 30         | 10.0        | 16        | 0        |
| N.Williams   | 3         | 30         | 10.0        | 14        | 0        |
| L.Toilolo    | 3         | 21         | 7.0         | 9         | 0        |
| D.Freeman    | 2         | 20         | 10.0        | 13        | 0        |
| J.Hardy      | 2         | 12         | 6.0         | 9         | 1        |
| D.Coleman    | 1         | 11         | 11.0        | 11        | 0        |
| M.Sanu       | 1         | 3          | 3.0         | 3         | 0        |
| <b>TOTAL</b> | <b>24</b> | <b>242</b> | <b>10.1</b> | <b>39</b> | <b>1</b> |

## SCORING DRIVES

| TEAM    | QTR | TIME  | SCORING PLAY   | BUF | ATL |
|---------|-----|-------|--|-----|-----|
| Falcons | 2   | 10:31 | M.Bryant 28 yd. Field Goal (6-44, 3:55)                            | 0   | 3   |
| Bills   | 2   | 6:51  | J.Matthews 9 yd. pass from T.Taylor (S.Hauschka kick) (8-77, 3:40) | 7   | 3   |
| Falcons | 2   | 0:18  | D.Freeman 1 yd. run (M.Bryant kick) (9-78, 3:02)                   | 7   | 10  |
| Bills   | 3   | 10:55 | T.White 52 yd. fumble return (S.Hauschka kick)                     | 14  | 10  |
| Bills   | 4   | 12:00 | S.Hauschka 24 yd. Field Goal (19-82,11:20)                         | 17  | 10  |
| Falcons | 4   | 7:00  | J.Hardy 3 yd. pass from M.Ryan (M.Bryant kick) (10-75, 5:00)       | 17  | 17  |
| Bills   | 4   | 4:44  | S.Hauschka 56 yd. Field Goal (5-37, 2:16)                          | 20  | 17  |
| Bills   | 4   | 3:06  | S.Hauschka 55 yd. Field Goal (4--2, 0:21)                          | 23  | 17  |

# GAME 5

MERCEDES-BENZ STADIUM - ATLANTA, GA



# 20-17



## MIAMI DOLPHINS

| PASSING      | ATT       | CP        | YD         | SK         | TD       | LG        | INT      | RT          |
|--------------|-----------|-----------|------------|------------|----------|-----------|----------|-------------|
| J.Cutler     | 33        | 19        | 151        | 0/0        | 2        | 18        | 1        | 76.7        |
| <b>TOTAL</b> | <b>33</b> | <b>19</b> | <b>151</b> | <b>0/0</b> | <b>2</b> | <b>18</b> | <b>1</b> | <b>76.7</b> |

| RUSHING      | ATT       | YDS        | AVG        | LG        | TD       |
|--------------|-----------|------------|------------|-----------|----------|
| J.Ajayi      | 26        | 130        | 5.0        | 18        | 0        |
| D.Williams   | 4         | 9          | 2.3        | 5         | 0        |
| J.Cutler     | 1         | -1         | -1.0       | -1        | 0        |
| <b>TOTAL</b> | <b>31</b> | <b>138</b> | <b>4.5</b> | <b>18</b> | <b>0</b> |

| RECEIVING    | NO        | YDS        | AVG        | LG        | TD       |
|--------------|-----------|------------|------------|-----------|----------|
| J.Landry     | 8         | 62         | 7.8        | 11        | 1        |
| K.Stills     | 4         | 49         | 12.3       | 18        | 1        |
| J.Thomas     | 3         | 22         | 7.3        | 12        | 0        |
| D.Williams   | 3         | 14         | 4.7        | 7         | 0        |
| J.Grant      | 1         | 4          | 4.0        | 4         | 0        |
| <b>TOTAL</b> | <b>19</b> | <b>151</b> | <b>7.9</b> | <b>18</b> | <b>2</b> |

## ATLANTA FALCONS

| PASSING      | ATT       | CP        | YD         | SK         | TD          | LG       | INT | RT          |
|--------------|-----------|-----------|------------|------------|-------------|----------|-----|-------------|
| M.Ryan       | 35        | 24        | 248        | 2/9        | 140t        | 1        |     | 86.4        |
| <b>TOTAL</b> | <b>35</b> | <b>24</b> | <b>248</b> | <b>2/9</b> | <b>140t</b> | <b>1</b> |     | <b>86.4</b> |

| RUSHING      | ATT       | YDS        | AVG        | LG        | TD       |
|--------------|-----------|------------|------------|-----------|----------|
| D.Freeman    | 9         | 68         | 7.6        | 44        | 0        |
| T.Coleman    | 9         | 32         | 3.6        | 20        | 1        |
| M.Bosher     | 1         | 0          | 0.0        | 0         | 0        |
| <b>TOTAL</b> | <b>19</b> | <b>100</b> | <b>5.3</b> | <b>44</b> | <b>1</b> |

| RECEIVING    | NO        | YDS        | AVG         | LG         | TD       |
|--------------|-----------|------------|-------------|------------|----------|
| A.Hooper     | 7         | 48         | 6.9         | 11         | 0        |
| Ju.Jones     | 6         | 72         | 12.0        | 18         | 0        |
| T.Gabriel    | 4         | 39         | 9.8         | 13         | 0        |
| J.Hardy      | 3         | 34         | 11.3        | 22         | 0        |
| D.Freeman    | 2         | 11         | 5.5         | 11         | 0        |
| M.Hall       | 1         | 40         | 40.0        | 40t        | 1        |
| T.Coleman    | 1         | 4          | 4.0         | 4          | 0        |
| <b>TOTAL</b> | <b>24</b> | <b>248</b> | <b>10.3</b> | <b>40t</b> | <b>1</b> |

## SCORING DRIVES

| TEAM     | QTR | TIME | SCORING PLAY   | MIA | ATL |
|----------|-----|------|--|-----|-----|
| Falcons  | 1   | 9:41 | M.Bryant 50 yd. Field Goal (11-43, 5:19)                         | 0   | 3   |
| Falcons  | 1   | 1:51 | M.Hall 40 yd. pass from M.Ryan (M.Bryant kick) (9-90, 4:49)      | 0   | 10  |
| Falcons  | 2   | 5:29 | T.Coleman 6 yd. run (M.Bryant kick) (5-61, 2:23)                 | 0   | 17  |
| Dolphins | 3   | 6:17 | K.Stills 11 yd. pass from J.Cutler (C.Parkey kick) (15-75, 8:43) | 7   | 17  |
| Dolphins | 3   | 1:32 | J.Landry 7 yd. pass from J.Cutler (C.Parkey kick) (5-51, 2:30)   | 14  | 17  |
| Dolphins | 4   | 8:34 | C.Parkey 49 yd. Field Goal (8-21, 3:08)                          | 17  | 17  |
| Dolphins | 4   | 2:30 | C.Parkey 38 yd. Field Goal (10-46, 4:30)                         | 20  | 17  |

# GAME 6

GILLETTE STADIUM - FOXBOURGH, MA



# 23-7



## NEW ENGLAND PATRIOTS

| PASSING      | ATT       | CP        | YD         | SK         | TD       | LG        | INT      | RT           |
|--------------|-----------|-----------|------------|------------|----------|-----------|----------|--------------|
| T.Brady      | 29        | 21        | 249        | 2/8        | 2        | 30        | 0        | 121.2        |
| <b>TOTAL</b> | <b>29</b> | <b>21</b> | <b>249</b> | <b>2/8</b> | <b>2</b> | <b>30</b> | <b>0</b> | <b>121.2</b> |

| RUSHING      | ATT       | YDS        | AVG        | LG        | TD       |
|--------------|-----------|------------|------------|-----------|----------|
| D.Lewis      | 13        | 76         | 5.8        | 25        | 0        |
| M.Gillislee  | 8         | 31         | 3.9        | 14        | 0        |
| R.Burkhead   | 6         | 31         | 5.2        | 9         | 0        |
| J.White      | 4         | 19         | 4.8        | 8         | 0        |
| T.Brady      | 5         | 5          | 1.0        | 6         | 0        |
| <b>TOTAL</b> | <b>36</b> | <b>162</b> | <b>4.5</b> | <b>25</b> | <b>0</b> |

| RECEIVING    | NO        | YDS        | AVG         | LG        | TD       |
|--------------|-----------|------------|-------------|-----------|----------|
| J.White      | 5         | 28         | 5.6         | 16        | 1        |
| C.Hogan      | 4         | 71         | 17.8        | 30        | 0        |
| B.Cooks      | 4         | 65         | 16.3        | 27        | 1        |
| R.Gronkowski | 3         | 51         | 17.0        | 27        | 0        |
| D.Amendola   | 3         | 17         | 5.7         | 7         | 0        |
| R.Burkhead   | 1         | 11         | 11.0        | 11        | 0        |
| D.Lewis      | 1         | 6          | 6.0         | 6         | 0        |
| <b>TOTAL</b> | <b>21</b> | <b>249</b> | <b>11.9</b> | <b>30</b> | <b>2</b> |

## ATLANTA FALCONS

| PASSING      | ATT       | CP        | YD         | SK          | TD       | LG        | INT      | RT          |
|--------------|-----------|-----------|------------|-------------|----------|-----------|----------|-------------|
| M.Ryan       | 33        | 23        | 233        | 1/10        | 1        | 22        | 0        | 99.7        |
| <b>TOTAL</b> | <b>33</b> | <b>23</b> | <b>233</b> | <b>1/10</b> | <b>1</b> | <b>22</b> | <b>0</b> | <b>99.7</b> |

| RUSHING      | ATT       | YDS        | AVG        | LG        | TD       |
|--------------|-----------|------------|------------|-----------|----------|
| D.Freeman    | 12        | 72         | 6.0        | 21        | 0        |
| M.Ryan       | 3         | 37         | 12.3       | 16        | 0        |
| T.Coleman    | 6         | 16         | 2.7        | 6         | 0        |
| T.Gabriel    | 1         | -5         | -5.0       | -5        | 0        |
| <b>TOTAL</b> | <b>22</b> | <b>120</b> | <b>5.5</b> | <b>21</b> | <b>0</b> |

| RECEIVING    | NO        | YDS        | AVG         | LG        | TD       |
|--------------|-----------|------------|-------------|-----------|----------|
| Ju.Jones     | 9         | 99         | 11.0        | 16        | 1        |
| M.Sanu       | 6         | 65         | 10.8        | 19        | 0        |
| D.Freeman    | 3         | 18         | 6.0         | 9         | 0        |
| T.Gabriel    | 2         | 24         | 12.0        | 18        | 0        |
| J.Hardy      | 2         | 21         | 10.5        | 22        | 0        |
| A.Hooper     | 1         | 6          | 6.0         | 6         | 0        |
| <b>TOTAL</b> | <b>23</b> | <b>233</b> | <b>10.1</b> | <b>22</b> | <b>1</b> |

## SCORING DRIVES

| TEAM     | QTR | TIME  | SCORING PLAY  | ATL | NE |
|----------|-----|-------|---|-----|----|
| Patriots | 2   | 12:26 | B.Cooks 11 yd. pass from T.Brady (S.Gostkowski kick) (7-74, 3:39) | 0   | 7  |
| Patriots | 2   | 4:42  | S.Gostkowski 29 yd. Field Goal (14-64, 6:37)                      | 0   | 10 |
| Patriots | 2   | 0:21  | J.White 2 yd. pass from T.Brady (S.Gostkowski kick) (7-53, 1:34)  | 0   | 17 |
| Patriots | 3   | 4:12  | S.Gostkowski 21 yd. Field Goal (13-71, 6:23)                      | 0   | 20 |
| Patriots | 4   | 9:15  | S.Gostkowski 38 yd. Field Goal (10-74, 5:17)                      | 0   | 23 |
| Falcons  | 4   | 4:09  | Ju.Jones 1 yd. pass from M.Ryan (M.Bryant kick) (11-88, 5:06)     | 7   | 23 |



# GAME 7

METLIFE STADIUM - E. RUTHERFORD, NJ



25-20



## ATLANTA FALCONS

| PASSING      | ATT       | CP        | YD         | SK         | TD       | LG        | INT      | RT           |
|--------------|-----------|-----------|------------|------------|----------|-----------|----------|--------------|
| M.Ryan       | 29        | 18        | 254        | 1/8        | 2        | 53        | 0        | 113.3        |
| <b>TOTAL</b> | <b>29</b> | <b>18</b> | <b>254</b> | <b>1/8</b> | <b>2</b> | <b>53</b> | <b>0</b> | <b>113.3</b> |

| RUSHING      | ATT       | YDS        | AVG        | LG        | TD       |
|--------------|-----------|------------|------------|-----------|----------|
| T.Coleman    | 14        | 82         | 5.9        | 52        | 0        |
| D.Freeman    | 12        | 41         | 3.4        | 7         | 0        |
| M.Ryan       | 6         | 17         | 2.8        | 14        | 0        |
| <b>TOTAL</b> | <b>32</b> | <b>140</b> | <b>4.4</b> | <b>52</b> | <b>0</b> |

| RECEIVING    | NO        | YDS        | AVG         | LG        | TD       |
|--------------|-----------|------------|-------------|-----------|----------|
| M.Sanu       | 6         | 74         | 12.3        | 23        | 1        |
| A.Hooper     | 4         | 47         | 11.8        | 21        | 1        |
| Ju.Jones     | 3         | 74         | 24.7        | 53        | 0        |
| L.Toilolo    | 2         | 20         | 10.0        | 15        | 0        |
| T.Coleman    | 1         | 22         | 22.0        | 22        | 0        |
| D.Freeman    | 1         | 20         | 20.0        | 20        | 0        |
| T.Gabriel    | 1         | -3         | -3.0        | -3        | 0        |
| <b>Total</b> | <b>18</b> | <b>254</b> | <b>14.1</b> | <b>53</b> | <b>2</b> |

## NEW YORK JETS

| PASSING      | ATT       | CP        | YD         | SK          | TD       | LG        | INT      | RT           |
|--------------|-----------|-----------|------------|-------------|----------|-----------|----------|--------------|
| J.McCown     | 33        | 26        | 257        | 3/21        | 2        | 32        | 0        | 119.3        |
| <b>TOTAL</b> | <b>33</b> | <b>26</b> | <b>257</b> | <b>3/21</b> | <b>2</b> | <b>32</b> | <b>0</b> | <b>119.3</b> |

| RUSHING      | ATT       | YDS       | AVG        | LG        | TD       |
|--------------|-----------|-----------|------------|-----------|----------|
| B.Powell     | 14        | 33        | 2.4        | 12        | 0        |
| M.Forte      | 4         | 7         | 1.8        | 4         | 0        |
| E.McGuire    | 1         | 2         | 2.0        | 2         | 0        |
| R.Anderson   | 1         | 1         | 1.0        | 1         | 0        |
| L.Thomas     | 1         | 0         | 0.0        | 0         | 0        |
| J.McCown     | 1         | 0         | 0.0        | 0         | 0        |
| <b>TOTAL</b> | <b>22</b> | <b>43</b> | <b>2.0</b> | <b>12</b> | <b>0</b> |

| RECEIVING          | NO        | YDS        | AVG        | LG        | TD       |
|--------------------|-----------|------------|------------|-----------|----------|
| R.Anderson         | 6         | 104        | 17.3       | 32        | 1        |
| M.Forte            | 6         | 45         | 7.5        | 12        | 0        |
| A.Seferian-Jenkins | 5         | 28         | 5.6        | 11        | 0        |
| B.Powell           | 3         | 28         | 9.3        | 14        | 0        |
| J.Kearse           | 2         | 14         | 7.0        | 7         | 0        |
| L.Thomas           | 2         | 11         | 5.5        | 8         | 0        |
| E.Tomlinson        | 1         | 20         | 20.0       | 20        | 1        |
| J.Kerley           | 1         | 7          | 7.0        | 7         | 0        |
| <b>TOTAL</b>       | <b>26</b> | <b>257</b> | <b>9.9</b> | <b>32</b> | <b>2</b> |

## SCORING DRIVES

| TEAM    | QTR | TIME  | SCORING PLAY  | ATL | NYJ |
|---------|-----|-------|---|-----|-----|
| Jets    | 1   | 10:33 | E.Tomlinson 20 yd. pass from J.McCown (C.Catanzaro kick) (8-75, 4:27) | 0   | 7   |
| Falcons | 1   | 5:03  | A.Hooper 1 yd. pass from M.Ryan (M.Bryant kick) (7-64, 3:13)          | 7   | 7   |
| Jets    | 2   | 14:03 | C.Catanzaro 43 yd. Field Goal (4--5, 1:10)                            | 7   | 10  |
| Falcons | 2   | 8:06  | M.Bryant 23 yd. Field Goal (12-70, 5:57)                              | 10  | 10  |
| Jets    | 2   | 2:26  | R.Anderson 24 yd. pass from J.McCown (C.Catanzaro kick) (5-43, 2:37)  | 10  | 17  |
| Falcons | 2   | 0:00  | M.Bryant 45 yd. Field Goal (10-53, 2:26)                              | 13  | 17  |
| Falcons | 3   | 5:12  | M.Bryant 37 yd. Field Goal (5-61, 2:04)                               | 16  | 17  |
| Falcons | 4   | 12:22 | M.Sanu 8 yd. pass from M.Ryan (run failed) (4-62, 1:55)               | 22  | 17  |
| Jets    | 4   | 8:42  | C.Catanzaro 46 yd. Field Goal (7-52, 3:40)                            | 22  | 20  |
| Falcons | 4   | 5:19  | M.Bryant 29 yd. Field Goal (4-2, 1:23)                                | 25  | 20  |

| Player               | @CHI | GB  | @DET | BUF | MIA | @NE | @NYJ | @CAR | DAL | @SEA | TB | MIN | NO | @TB | @NO | CAR | PL | S | DNP | IA |
|----------------------|------|-----|------|-----|-----|-----|------|------|-----|------|----|-----|----|-----|-----|-----|----|---|-----|----|
| 23 Alford, R.        | CB   | CB  | CB   | CB  | CB  | CB  | CB   | -    | -   | -    | -  | -   | -  | -   | -   | -   | 7  | 7 | 0   | 0  |
| 37 Allen, R.         | S    | S   | S    | IA  | S   | S   | S    | -    | -   | -    | -  | -   | -  | -   | -   | -   | 6  | 6 | 0   | 1  |
| 44 Beasley, V.       | P    | LB  | IA   | IA  | P   | P   | LB   | -    | -   | -    | -  | -   | -  | -   | -   | -   | 5  | 2 | 0   | 2  |
| 5 Boshier, M.        | P    | P   | P    | P   | P   | P   | P    | -    | -   | -    | -  | -   | -  | -   | -   | -   | 7  | 0 | 0   | 0  |
| 3 Bryant, M.         | P    | P   | P    | P   | P   | P   | P    | -    | -   | -    | -  | -   | -  | -   | -   | -   | 7  | 0 | 0   | 0  |
| 59 Campbell, D.      | LB   | LB  | LB   | LB  | LB  | LB  | LB   | -    | -   | -    | -  | -   | -  | -   | -   | -   | 7  | 7 | 0   | 0  |
| 99 Clayborn, A.      | P    | DE  | P    | P   | P   | P   | P    | -    | -   | -    | -  | -   | -  | -   | -   | -   | 7  | 1 | 0   | 0  |
| 40 Coleman, D.       | P    | P   | FB   | FB  | P   | FB  | P    | -    | -   | -    | -  | -   | -  | -   | -   | -   | 7  | 3 | 0   | 0  |
| 26 Coleman, T.       | P    | P   | P    | P   | P   | P   | P    | -    | -   | -    | -  | -   | -  | -   | -   | -   | 7  | 0 | 0   | 0  |
| 95 Crawford, J.      | P    | P   | P    | P   | IR  | IR  | IR   | -    | -   | -    | -  | -   | -  | -   | -   | -   | 4  | 0 | 0   | 0  |
| 24 Freeman, D.       | RB   | RB  | RB   | RB  | RB  | RB  | RB   | -    | -   | -    | -  | -   | -  | -   | -   | -   | 7  | 7 | 0   | 0  |
| 18 Gabriel, T.       | WR   | WR  | P    | P   | WR  | P   | P    | -    | -   | -    | -  | -   | -  | -   | -   | -   | 7  | 3 | 0   | 0  |
| 63 Garland, B.       | P    | P   | P    | P   | P   | P   | P    | -    | -   | -    | -  | -   | -  | -   | -   | -   | 7  | 0 | 0   | 0  |
| 29 Goodwin, C.       | P    | P   | P    | P   | P   | P   | P    | -    | -   | -    | -  | -   | -  | -   | -   | -   | 7  | 0 | 0   | 0  |
| 56 Grace, J.         | P    | P   | IA   | IA  | IA  | P   | P    | -    | -   | -    | -  | -   | -  | -   | -   | -   | 4  | 0 | 0   | 3  |
| 17 Hall, M.          | -    | -   | -    | -   | P   | IA  | P    | -    | -   | -    | -  | -   | -  | -   | -   | -   | 2  | 0 | 0   | 1  |
| 14 Hardy, J.         | P    | P   | P    | P   | P   | P   | P    | -    | -   | -    | -  | -   | -  | -   | -   | -   | 7  | 0 | 0   | 0  |
| 64 Harlow, S.        | IA   | IA  | IA   | IA  | IA  | IA  | IA   | -    | -   | -    | -  | -   | -  | -   | -   | -   | 0  | 0 | 0   | 7  |
| 47 Harris, J.        | P    | P   | P    | P   | P   | P   | P    | -    | -   | -    | -  | -   | -  | -   | -   | -   | 7  | 0 | 0   | 0  |
| 25 Hill, B.          | IA   | IA  | DNP  | P   | -   | -   | -    | -    | -   | -    | -  | -   | -  | -   | -   | -   | 1  | 0 | 1   | 2  |
| 81 Hooper, A.        | TE   | TE  | P    | P   | TE  | P   | TE   | -    | -   | -    | -  | -   | -  | -   | -   | -   | 7  | 4 | 0   | 0  |
| 36 Ishmael, K.       | P    | P   | P    | P   | P   | P   | P    | -    | -   | -    | -  | -   | -  | -   | -   | -   | 7  | 0 | 0   | 0  |
| 97 Jarrett, G.       | DT   | DT  | DT   | DT  | DT  | DT  | DT   | -    | -   | -    | -  | -   | -  | -   | -   | -   | 7  | 7 | 0   | 0  |
| 45 Jones, D.         | LB   | LB  | LB   | LB  | LB  | LB  | LB   | -    | -   | -    | -  | -   | -  | -   | -   | -   | 7  | 7 | 0   | 0  |
| 11 Jones, J.         | WR   | WR  | WR   | WR  | WR  | WR  | WR   | -    | -   | -    | -  | -   | -  | -   | -   | -   | 7  | 7 | 0   | 0  |
| 27 Kazee, D.         | P    | P   | P    | S   | P   | P   | P    | -    | -   | -    | -  | -   | -  | -   | -   | -   | 7  | 1 | 0   | 0  |
| 67 Levitre, A.       | LG   | LG  | LG   | LG  | LG  | LG  | LG   | -    | -   | -    | -  | -   | -  | -   | -   | -   | 7  | 7 | 0   | 0  |
| 51 Mack, A.          | C    | C   | C    | C   | C   | C   | C    | -    | -   | -    | -  | -   | -  | -   | -   | -   | 7  | 7 | 0   | 0  |
| 70 Matthews, J.      | LT   | LT  | LT   | LT  | LT  | LT  | LT   | -    | -   | -    | -  | -   | -  | -   | -   | -   | 7  | 7 | 0   | 0  |
| 98 McKinley, T.      | P    | P   | P    | P   | P   | P   | P    | -    | -   | -    | -  | -   | -  | -   | -   | -   | 7  | 0 | 0   | 0  |
| 22 Neal, K.          | S    | S   | S    | S   | S   | S   | S    | -    | -   | -    | -  | -   | -  | -   | -   | -   | 7  | 7 | 0   | 0  |
| 20 Neasman, S.       | IA   | IA  | P    | P   | P   | IA  | P    | -    | -   | -    | -  | -   | -  | -   | -   | -   | 4  | 0 | 0   | 3  |
| 30 Olatoye, D.       | P    | P   | -    | -   | -   | -   | -    | -    | -   | -    | -  | -   | -  | -   | -   | -   | 2  | 0 | 0   | 0  |
| 68 Pasztor, A.       | IA   | IA  | P    | P   | IA  | IA  | IA   | -    | -   | -    | -  | -   | -  | -   | -   | -   | 2  | 0 | 0   | 5  |
| 92 Poe, D.           | DT   | DT  | DT   | DT  | DT  | DT  | DT   | -    | -   | -    | -  | -   | -  | -   | -   | -   | 7  | 7 | 0   | 0  |
| 34 Poole, B.         | P    | CB  | P    | P   | P   | P   | P    | -    | -   | -    | -  | -   | -  | -   | -   | -   | 7  | 1 | 0   | 0  |
| 50 Reed, B.          | DE   | P   | DE   | DE  | DE  | DE  | DE   | -    | -   | -    | -  | -   | -  | -   | -   | -   | 7  | 6 | 0   | 0  |
| 42 Riley, D.         | LB   | P   | LB   | LB  | LB  | LB  | IA   | -    | -   | -    | -  | -   | -  | -   | -   | -   | 6  | 5 | 0   | 1  |
| 19 Roberts, A.       | P    | P   | P    | P   | P   | P   | P    | -    | -   | -    | -  | -   | -  | -   | -   | -   | 7  | 0 | 0   | 0  |
| 79 Rubin, A.         | -    | -   | -    | -   | -   | IA  | P    | -    | -   | -    | -  | -   | -  | -   | -   | -   | 1  | 0 | 0   | 1  |
| 2 Ryan, M.           | QB   | QB  | QB   | QB  | QB  | QB  | QB   | -    | -   | -    | -  | -   | -  | -   | -   | -   | 7  | 7 | 0   | 0  |
| 74 Sambrailo, T.     | P    | P   | RT   | RT  | P   | P   | P    | -    | -   | -    | -  | -   | -  | -   | -   | -   | 7  | 2 | 0   | 0  |
| 12 Sanu, M.          | WR   | WR  | WR   | WR  | IA  | WR  | WR   | -    | -   | -    | -  | -   | -  | -   | -   | -   | 7  | 6 | 0   | 1  |
| 85 Saubert, E.       | P    | P   | P    | P   | P   | P   | P    | -    | -   | -    | -  | -   | -  | -   | -   | -   | 7  | 0 | 0   | 0  |
| 8 Schaub, M.         | DNP  | DNP | DNP  | DNP | DNP | DNP | DNP  | -    | -   | -    | -  | -   | -  | -   | -   | -   | 0  | 0 | 7   | 0  |
| 73 Schraeder, R.     | RT   | RT  | IA   | IA  | RT  | RT  | RT   | -    | -   | -    | -  | -   | -  | -   | -   | -   | 5  | 5 | 0   | 2  |
| 71 Schweitzer, W.    | RG   | RG  | RG   | RG  | RG  | RG  | RG   | -    | -   | -    | -  | -   | -  | -   | -   | -   | 7  | 7 | 0   | 0  |
| 90 Shelby, D.        | DE   | P   | DE   | DE  | DE  | DE  | DE   | -    | -   | -    | -  | -   | -  | -   | -   | -   | 7  | 6 | 0   | 0  |
| 80 Toilolo, L.       | P    | P   | TE   | TE  | TE  | TE  | TE   | -    | -   | -    | -  | -   | -  | -   | -   | -   | 7  | 5 | 0   | 0  |
| 52 Tripp, J.         | IA   | IA  | P    | P   | P   | IA  | IA   | -    | -   | -    | -  | -   | -  | -   | -   | -   | 3  | 0 | 0   | 4  |
| 21 Trufant, D.       | CB   | CB  | CB   | CB  | CB  | CB  | CB   | -    | -   | -    | -  | -   | -  | -   | -   | -   | 7  | 7 | 0   | 0  |
| 93 Tupou, T.         | -    | -   | -    | -   | P   | -   | -    | -    | -   | -    | -  | -   | -  | -   | -   | -   | 1  | 0 | 0   | 0  |
| 91 Upshaw, C.        | P    | P   | IA   | IA  | IA  | P   | P    | -    | -   | -    | -  | -   | -  | -   | -   | -   | 4  | 0 | 0   | 3  |
| 94 Vellano, J.       | -    | -   | P    | P   | P   | P   | -    | -    | -   | -    | -  | -   | -  | -   | -   | -   | 4  | 0 | 0   | 0  |
| 28 Ward, T.          | P    | P   | IA   | IA  | P   | P   | P    | -    | -   | -    | -  | -   | -  | -   | -   | -   | 5  | 0 | 0   | 2  |
| 56 Weatherspoon, S.- | -    | -   | -    | -   | -   | -   | IA   | -    | -   | -    | -  | -   | -  | -   | -   | -   | 0  | 0 | 0   | 1  |
| 15 Williams, N.      | IA   | IA  | IA   | P   | IA  | IA  | IA   | -    | -   | -    | -  | -   | -  | -   | -   | -   | 1  | 0 | 0   | 6  |
| 33 Wreh-Wilson, B.   | IA   | IA  | P    | P   | IA  | P   | P    | -    | -   | -    | -  | -   | -  | -   | -   | -   | 4  | 0 | 0   | 3  |

KEY: Position - start, P - played, IA - inactive, DNP - did not play, IR - injured reserve, SP - suspended by NFL

| OFFENSE | WR    | LT      | LG         | C         | RG     | RT           | TE          | WR         | QB        | RB     | FB        |                 |
|---------|-------|---------|------------|-----------|--------|--------------|-------------|------------|-----------|--------|-----------|-----------------|
| 9/10    | @ CHI | J.Jones | J.Matthews | A.Levitre | A.Mack | W.Schweitzer | R.Schraeder | A.Hooper   | M.Sanu    | M.Ryan | D.Freeman | T.Gabriel (WR)  |
| 9/17    | GB    | J.Jones | J.Matthews | A.Levitre | A.Mack | W.Schweitzer | R.Schraeder | A.Hooper   | M.Sanu    | M.Ryan | D.Freeman | T.Gabriel (WR)  |
| 9/24    | @ DET | J.Jones | J.Matthews | A.Levitre | A.Mack | W.Schweitzer | T.Sambrailo | L.Toilolo  | M.Sanu    | M.Ryan | D.Freeman | D.Coleman       |
| 10/1    | BUF   | J.Jones | J.Matthews | A.Levitre | A.Mack | W.Schweitzer | T.Sambrailo | L.Toilolo  | M.Sanu    | M.Ryan | D.Freeman | D.Coleman       |
| 10/15   | MIA   | J.Jones | J.Matthews | A.Levitre | A.Mack | W.Schweitzer | R.Schraeder | A.Hooper   | T.Gabriel | M.Ryan | D.Freeman | L. Toilolo (TE) |
| 10/22   | @ NE  | J.Jones | J.Matthews | A.Levitre | A.Mack | W.Schweitzer | R.Schraeder | L. Toilolo | M. Sanu   | M.Ryan | D.Freeman | D. Coleman      |
| 10/29   | @ NYJ | J.Jones | J.Matthews | A.Levitre | A.Mack | W.Schweitzer | R.Schraeder | A. Hooper  | M. Sanu   | M.Ryan | D.Freeman | L. Toilolo (TE) |
| 11/5    | @ CAR |         |            |           |        |              |             |            |           |        |           |                 |
| 11/12   | DET   |         |            |           |        |              |             |            |           |        |           |                 |
| 11/20   | @ SEA |         |            |           |        |              |             |            |           |        |           |                 |
| 11/26   | TB    |         |            |           |        |              |             |            |           |        |           |                 |
| 12/3    | MIN   |         |            |           |        |              |             |            |           |        |           |                 |
| 12/7    | NO    |         |            |           |        |              |             |            |           |        |           |                 |
| 12/18   | @ TB  |         |            |           |        |              |             |            |           |        |           |                 |
| 12/24   | @ NO  |         |            |           |        |              |             |            |           |        |           |                 |
| 12/31   | CAR   |         |            |           |        |              |             |            |           |        |           |                 |

| DEFENSE | DE    | DT           | DE    | DE        | LB         | LB         | LB      | CB         | CB        | S        | S       |        |
|---------|-------|--------------|-------|-----------|------------|------------|---------|------------|-----------|----------|---------|--------|
| 9/10    | @ CHI | B.Reed       | D.Poe | G.Jarrett | D.Shelby   | D.Riley    | D.Jones | D.Campbell | D.Trufant | R.Alford | R.Allen | K.Neal |
| 9/17    | GB    | B.Poole (CB) | D.Poe | G.Jarrett | A.Clayborn | V.Beasley  | D.Jones | D.Campbell | D.Trufant | R.Alford | R.Allen | K.Neal |
| 9/24    | @ DET | B.Reed       | D.Poe | G.Jarrett | D.Shelby   | D.Riley    | D.Jones | D.Campbell | D.Trufant | R.Alford | R.Allen | K.Neal |
| 10/1    | BUF   | B.Reed       | D.Poe | G.Jarrett | D.Shelby   | D.Riley    | D.Jones | D.Campbell | D.Trufant | R.Alford | D.Kazee | K.Neal |
| 10/15   | MIA   | B.Reed       | D.Poe | G.Jarrett | D.Shelby   | D.Riley    | D.Jones | D.Campbell | D.Trufant | R.Alford | R.Allen | K.Neal |
| 10/22   | @ NE  | B.Reed       | D.Poe | G.Jarrett | D.Shelby   | D.Riley    | D.Jones | D.Campbell | D.Trufant | R.Alford | R.Allen | K.Neal |
| 10/29   | @ NYJ | B.Reed       | D.Poe | G.Jarrett | D.Shelby   | V. Beasley | D.Jones | D.Campbell | D.Trufant | R.Alford | R.Allen | K.Neal |
| 11/5    | @ CAR |              |       |           |            |            |         |            |           |          |         |        |
| 11/12   | DET   |              |       |           |            |            |         |            |           |          |         |        |
| 11/20   | @ SEA |              |       |           |            |            |         |            |           |          |         |        |
| 11/26   | TB    |              |       |           |            |            |         |            |           |          |         |        |
| 12/3    | MIN   |              |       |           |            |            |         |            |           |          |         |        |
| 12/7    | NO    |              |       |           |            |            |         |            |           |          |         |        |
| 12/18   | @ TB  |              |       |           |            |            |         |            |           |          |         |        |
| 12/24   | @ NO  |              |       |           |            |            |         |            |           |          |         |        |
| 12/31   | CAR   |              |       |           |            |            |         |            |           |          |         |        |

| OFFENSE | 1 <sup>ST</sup> DOWNS |    |    |    | 3 <sup>RD</sup> D. | TOT. OFF. |     | RUSH. |     | PASSING |      |       | PENAL.        | FUM.   | PUNT.  | T.O.P  |        |
|---------|-----------------------|----|----|----|--------------------|-----------|-----|-------|-----|---------|------|-------|---------------|--------|--------|--------|--------|
|         | T                     | R  | P  | PN | PCT.               | PLAYS     | YDS | ATT   | YDS | NET     | SCK  | GROSS | ATT-CP-TD-INT | NO-YDS | NO-LST |        | NO-AVG |
| @CHI    | 18                    | 4  | 12 | 2  | 45%                | 55        | 372 | 23    | 64  | 308     | 2/13 | 321   | 30-21-1-0     | 8-73   | 0-0    | 3-59.3 | 30:34  |
| GB      | 19                    | 7  | 12 | 0  | 45%                | 58        | 364 | 27    | 141 | 223     | 3/29 | 252   | 28-19-1-0     | 6-34   | 0-0    | 4-41.3 | 28:37  |
| @DET    | 26                    | 9  | 15 | 2  | 44%                | 65        | 428 | 28    | 151 | 277     | 2/17 | 294   | 35-24-2-3     | 8-68   | 0-0    | 2-45.5 | 32:35  |
| BUF     | 25                    | 10 | 13 | 2  | 38%                | 72        | 391 | 29    | 147 | 242     | 1/0  | 242   | 42-24-1-2     | 4-45   | 3-1    | 3-40.0 | 31:15  |
| MIA     | 19                    | 5  | 13 | 1  | 55%                | 56        | 339 | 19    | 100 | 239     | 2/9  | 248   | 35-24-2-1     | 6-73   | 1-0    | 3-39.3 | 25:36  |
| @NE     | 21                    | 8  | 13 | 0  | 22%                | 56        | 343 | 22    | 120 | 223     | 1/10 | 233   | 33-22-1-0     | 6-40   | 0-0    | 2-42.0 | 25:55  |
| @NYJ    | 18                    | 4  | 12 | 2  | 36%                | 62        | 386 | 32    | 140 | 246     | 1/8  | 254   | 29-18-2-0     | 6-68   | 4-2    | 5-42.8 | 28:19  |
| @CAR    | -                     | -  | -  | -  | -                  | -         | -   | -     | -   | -       | -    | -     | -             | -      | -      | -      | -      |
| DAL     | -                     | -  | -  | -  | -                  | -         | -   | -     | -   | -       | -    | -     | -             | -      | -      | -      | -      |
| @SEA    | -                     | -  | -  | -  | -                  | -         | -   | -     | -   | -       | -    | -     | -             | -      | -      | -      | -      |
| TB      | -                     | -  | -  | -  | -                  | -         | -   | -     | -   | -       | -    | -     | -             | -      | -      | -      | -      |
| MIN     | -                     | -  | -  | -  | -                  | -         | -   | -     | -   | -       | -    | -     | -             | -      | -      | -      | -      |
| NO      | -                     | -  | -  | -  | -                  | -         | -   | -     | -   | -       | -    | -     | -             | -      | -      | -      | -      |
| @TB     | -                     | -  | -  | -  | -                  | -         | -   | -     | -   | -       | -    | -     | -             | -      | -      | -      | -      |
| @NO     | -                     | -  | -  | -  | -                  | -         | -   | -     | -   | -       | -    | -     | -             | -      | -      | -      | -      |
| CAR     | -                     | -  | -  | -  | -                  | -         | -   | -     | -   | -       | -    | -     | -             | -      | -      | -      | -      |

| DEFENSE | 1 <sup>ST</sup> DOWNS |   |    |    | 3 <sup>RD</sup> D. | TOT. OFF. |     | RUSH. |     | PASSING |      |       | PENAL.        | FUM.   | PUNT.  | T.O.P  |        |
|---------|-----------------------|---|----|----|--------------------|-----------|-----|-------|-----|---------|------|-------|---------------|--------|--------|--------|--------|
|         | T                     | R | P  | PN | PCT.               | PLAYS     | YDS | ATT   | YDS | NET     | SCK  | GROSS | ATT-CP-TD-INT | NO-YDS | NO-LST |        | NO-AVG |
| @CHI    | 20                    | 6 | 11 | 3  | 38.0               | 63        | 301 | 19    | 125 | 176     | 4/37 | 213   | 40-26-1-0     | 4-40   | 2-0    | 5-48.8 | 29:26  |
| GB      | 24                    | 4 | 18 | 2  | 42%                | 68        | 367 | 15    | 59  | 308     | 3/35 | 343   | 50-33-2-1     | 10-70  | 1-1    | 3-39.7 | 31:23  |
| @DET    | 21                    | 3 | 15 | 3  | 23%                | 66        | 324 | 19    | 71  | 253     | 2/11 | 264   | 45-25-1-0     | 9-98   | 0-0    | 5-47.8 | 27:25  |
| BUF     | 15                    | 7 | 8  | 0  | 46%                | 59        | 281 | 36    | 117 | 164     | 3/18 | 182   | 20-12-0-0     | 9-55   | 1-0    | 4-47.3 | 28:45  |
| MIA     | 20                    | 7 | 10 | 3  | 42%                | 64        | 289 | 31    | 138 | 151     | 0/0  | 151   | 33-19-2-1     | 4-42   | 0-0    | 2-40.0 | 34:24  |
| @NE     | 25                    | 9 | 13 | 3  | 54%                | 67        | 403 | 36    | 162 | 241     | 2/8  | 249   | 29-21-2-0     | 8-65   | 1-0    | 2-50.0 | 34:05  |
| @NYJ    | 15                    | 2 | 11 | 2  | 33%                | 58        | 279 | 22    | 43  | 236     | 3/21 | 257   | 33-26-2-0     | 6-50   | 3-1    | 5-52.4 | 31:41  |
| @CAR    | -                     | - | -  | -  | -                  | -         | -   | -     | -   | -       | -    | -     | -             | -      | -      | -      | -      |
| DAL     | -                     | - | -  | -  | -                  | -         | -   | -     | -   | -       | -    | -     | -             | -      | -      | -      | -      |
| @SEA    | -                     | - | -  | -  | -                  | -         | -   | -     | -   | -       | -    | -     | -             | -      | -      | -      | -      |
| TB      | -                     | - | -  | -  | -                  | -         | -   | -     | -   | -       | -    | -     | -             | -      | -      | -      | -      |
| MIN     | -                     | - | -  | -  | -                  | -         | -   | -     | -   | -       | -    | -     | -             | -      | -      | -      | -      |
| NO      | -                     | - | -  | -  | -                  | -         | -   | -     | -   | -       | -    | -     | -             | -      | -      | -      | -      |
| @TB     | -                     | - | -  | -  | -                  | -         | -   | -     | -   | -       | -    | -     | -             | -      | -      | -      | -      |
| @NO     | -                     | - | -  | -  | -                  | -         | -   | -     | -   | -       | -    | -     | -             | -      | -      | -      | -      |
| CAR     | -                     | - | -  | -  | -                  | -         | -   | -     | -   | -       | -    | -     | -             | -      | -      | -      | -      |

**PASSING**

**MATT RYAN**

**MATT SCHAUB**

| GAME  | ATL | OPP | ATT | CMP | CMP% | GROSS | NET | LG  | TD | INTRATE | ATT   | CMP                 | CMP% | GROSS | NET | LG | TD | INT | RATE |
|-------|-----|-----|-----|-----|------|-------|-----|-----|----|---------|-------|---------------------|------|-------|-----|----|----|-----|------|
| @ CHI | 23  | 17  | 30  | 21  | 70.0 | 321   | 308 | 88t | 1  | 0       | 116.1 | <i>DID NOT PLAY</i> |      |       |     |    |    |     |      |
| GB    | 34  | 23  | 28  | 19  | 68.0 | 252   | 223 | 34  | 1  | 0       | 108.0 | <i>DID NOT PLAY</i> |      |       |     |    |    |     |      |
| @ DET | 30  | 26  | 35  | 24  | 68.6 | 294   | 277 | 40t | 2  | 3       | 77.6  | <i>DID NOT PLAY</i> |      |       |     |    |    |     |      |
| BUF   | 17  | 23  | 42  | 24  | 57.7 | 242   | 242 | 39  | 1  | 2       | 61.8  | <i>DID NOT PLAY</i> |      |       |     |    |    |     |      |
| MIA   | 17  | 20  | 35  | 24  | 68.6 | 248   | 239 | 40t | 1  | 1       | 86.4  | <i>DID NOT PLAY</i> |      |       |     |    |    |     |      |
| @ NE  | 7   | 23  | 33  | 23  | 69.7 | 233   | 223 | 22  | 1  | 0       | 99.7  | <i>DID NOT PLAY</i> |      |       |     |    |    |     |      |
| @ NYJ | 25  | 20  | 29  | 18  | 62.1 | 254   | 246 | 53  | 2  | 0       | 113.3 | <i>DID NOT PLAY</i> |      |       |     |    |    |     |      |
| @ CAR |     |     | -   | -   | -.-  | -     | -   | -   | -  | -       | -     | -                   | -    | -.-   | -   | -  | -  | -   | -    |
| DAL   |     |     | -   | -   | -.-  | -     | -   | -   | -  | -       | -     | -                   | -    | -.-   | -   | -  | -  | -   | -    |
| @ SEA |     |     | -   | -   | -.-  | -     | -   | -   | -  | -       | -     | -                   | -    | -.-   | -   | -  | -  | -   | -    |
| TB    |     |     | -   | -   | -.-  | -     | -   | -   | -  | -       | -     | -                   | -    | -.-   | -   | -  | -  | -   | -    |
| MIN   |     |     | -   | -   | -.-  | -     | -   | -   | -  | -       | -     | -                   | -    | -.-   | -   | -  | -  | -   | -    |
| NO    |     |     | -   | -   | -.-  | -     | -   | -   | -  | -       | -     | -                   | -    | -.-   | -   | -  | -  | -   | -    |
| @ TB  |     |     | -   | -   | -.-  | -     | -   | -   | -  | -       | -     | -                   | -    | -.-   | -   | -  | -  | -   | -    |
| @ NO  |     |     | -   | -   | -.-  | -     | -   | -   | -  | -       | -     | -                   | -    | -.-   | -   | -  | -  | -   | -    |
| CAR   |     |     | -   | -   | -.-  | -     | -   | -   | -  | -       | -     | -                   | -    | -.-   | -   | -  | -  | -   | -    |

| RECEIVING |     |     | MOHAMED SANU |     |      |    | JULIO JONES |     |     |      | TEVIN COLEMAN |    |     |     | TAYLOR GABRIEL |    |    |   |    |      |      |   |
|-----------|-----|-----|--------------|-----|------|----|-------------|-----|-----|------|---------------|----|-----|-----|----------------|----|----|---|----|------|------|---|
| GAME      | ATL | OPP | REC          | YDS | AVG  | LG | TD          | REC | YDS | AVG  | LG            | TD | REC | YDS | AVG            | LG | TD |   |    |      |      |   |
| @ CHI     | 23  | 17  | 6            | 47  | 7.8  | 15 | 0           | 4   | 66  | 16.5 | 25            | 0  | 4   | 42  | 10.5           | 20 | 0  | 3 | 36 | 12.0 | 18   | 0 |
| GB        | 34  | 23  | 5            | 85  | 17.0 | 24 | 0           | 5   | 108 | 21.6 | 34            | 0  | 2   | 3   | 1.5            | 3t | 1  | 2 | 14 | 7.0  | 12   | 0 |
| @ DET     | 30  | 26  | 4            | 28  | 7.0  | 12 | 1           | 7   | 91  | 13.0 | 18            | 0  | 3   | 43  | 14.3           | 27 | 0  | 5 | 79 | 15.8 | 40t1 |   |
| BUF       | 17  | 23  | 1            | 3   | 3.0  | 3  | 0           | 3   | 30  | 10.0 | 16            | 0  | 4   | 65  | 16.3           | 39 | 0  | 0 | 0  | 0.0  | 0    | 0 |
| MIA       | 17  | 20  | INACTIVE     |     |      |    |             | 6   | 72  | 12.0 | 18            | 0  | 1   | 4   | 4.0            | 4  | 0  | 4 | 39 | 9.8  | 13   | 0 |
| @ NE      | 7   | 23  | 6            | 65  | 10.8 | 19 | 0           | 9   | 99  | 11.0 | 16            | 1  | 0   | 0   | 0.0            | 0  | 0  | 2 | 24 | 12.0 | 18   | 0 |
| @ NYJ     | 25  | 20  | 6            | 74  | 12.3 | 23 | 1           | 3   | 74  | 24.7 | 53            | 0  | 1   | 22  | 22.0           | 22 | 0  | 1 | -3 | -3.0 | -3   | 0 |
| @ CAR     |     |     | -            | -   | -    | -  | -           | -   | -   | -    | -             | -  | -   | -   | -              | -  | -  | - | -  | -    | -    | - |
| DAL       |     |     | -            | -   | -    | -  | -           | -   | -   | -    | -             | -  | -   | -   | -              | -  | -  | - | -  | -    | -    | - |
| @ SEA     |     |     | -            | -   | -    | -  | -           | -   | -   | -    | -             | -  | -   | -   | -              | -  | -  | - | -  | -    | -    | - |
| TB        |     |     | -            | -   | -    | -  | -           | -   | -   | -    | -             | -  | -   | -   | -              | -  | -  | - | -  | -    | -    | - |
| MIN       |     |     | -            | -   | -    | -  | -           | -   | -   | -    | -             | -  | -   | -   | -              | -  | -  | - | -  | -    | -    | - |
| NO        |     |     | -            | -   | -    | -  | -           | -   | -   | -    | -             | -  | -   | -   | -              | -  | -  | - | -  | -    | -    | - |
| @ TB      |     |     | -            | -   | -    | -  | -           | -   | -   | -    | -             | -  | -   | -   | -              | -  | -  | - | -  | -    | -    | - |
| @ NO      |     |     | -            | -   | -    | -  | -           | -   | -   | -    | -             | -  | -   | -   | -              | -  | -  | - | -  | -    | -    | - |
| CAR       |     |     | -            | -   | -    | -  | -           | -   | -   | -    | -             | -  | -   | -   | -              | -  | -  | - | -  | -    | -    | - |

| RECEIVING |     |     | AUSTIN HOOPER |     |      |      | D. FREEMAN |     |     |      | JUSTIN HARDY |    |     |     | ANDRE ROBERTS |    |    |     |     |      |    |    |
|-----------|-----|-----|---------------|-----|------|------|------------|-----|-----|------|--------------|----|-----|-----|---------------|----|----|-----|-----|------|----|----|
| GAME      | ATL | OPP | REC           | YDS | AVG  | LG   | TD         | REC | YDS | AVG  | LG           | TD | REC | YDS | AVG           | LG | TD | REC | YDS | AVG  | LG | TD |
| @ CHI     | 23  | 17  | 2             | 128 | 64.0 | 88t1 |            | 2   | 2   | 1.0  | 2            | 0  | 0   | 0   | 0.0           | 0  | 0  | 0   | 0   | 0.0  | 0  | 0  |
| GB        | 34  | 25  | 2             | 7   | 3.5  | 4    | 0          | 2   | 16  | 8.0  | 10           | 0  | 1   | 19  | 19.0          | 19 | 0  | 0   | 0   | 0.0  | 0  | 0  |
| @ DET     | 30  | 26  | 1             | 9   | 9.9  | 9    | 0          | 3   | 32  | 10.7 | 18           | 0  | 0   | 0   | 0.0           | 0  | 0  | 1   | 12  | 12.0 | 12 | 0  |
| BUF       | 17  | 23  | 5             | 50  | 10.0 | 18   | 0          | 2   | 20  | 10.0 | 13           | 0  | 2   | 12  | 6.0           | 9  | 1  | 0   | 0   | 0.0  | 0  | 0  |
| MIA       | 17  | 20  | 7             | 48  | 6.9  | 11   | 0          | 2   | 11  | 5.5  | 11           | 0  | 3   | 34  | 11.3          | 22 | 0  | 0   | 0   | 0.0  | 0  | 0  |
| @ NE      | 7   | 23  | 1             | 6   | 6.0  | 6    | 0          | 3   | 18  | 6.0  | 9            | 0  | 2   | 21  | 10.5          | 22 | 0  | 0   | 0   | 0.0  | 0  | 0  |
| @ NYJ     | 25  | 20  | 4             | 47  | 11.8 | 21   | 1          | 1   | 20  | 20.0 | 20           | 0  | 0   | 0   | 0.0           | 0  | 0  | 0   | 0   | 0.0  | 0  | 0  |
| @ CAR     |     |     | -             | -   | -    | -    | -          | -   | -   | -    | -            | -  | -   | -   | -             | -  | -  | -   | -   | -    | -  | -  |
| DAL       |     |     | -             | -   | -    | -    | -          | -   | -   | -    | -            | -  | -   | -   | -             | -  | -  | -   | -   | -    | -  | -  |
| @ SEA     |     |     | -             | -   | -    | -    | -          | -   | -   | -    | -            | -  | -   | -   | -             | -  | -  | -   | -   | -    | -  | -  |
| TB        |     |     | -             | -   | -    | -    | -          | -   | -   | -    | -            | -  | -   | -   | -             | -  | -  | -   | -   | -    | -  | -  |
| MIN       |     |     | -             | -   | -    | -    | -          | -   | -   | -    | -            | -  | -   | -   | -             | -  | -  | -   | -   | -    | -  | -  |
| NO        |     |     | -             | -   | -    | -    | -          | -   | -   | -    | -            | -  | -   | -   | -             | -  | -  | -   | -   | -    | -  | -  |
| @ TB      |     |     | -             | -   | -    | -    | -          | -   | -   | -    | -            | -  | -   | -   | -             | -  | -  | -   | -   | -    | -  | -  |
| @ NO      |     |     | -             | -   | -    | -    | -          | -   | -   | -    | -            | -  | -   | -   | -             | -  | -  | -   | -   | -    | -  | -  |
| CAR       |     |     | -             | -   | -    | -    | -          | -   | -   | -    | -            | -  | -   | -   | -             | -  | -  | -   | -   | -    | -  | -  |

**RECEIVING**                      **MARVIN HALL**

GAME    ATL OPP    REC YDS    AVG LG TD

| GAME  | ATL | OPP | REC             | YDS | AVG  | LG | TD |  |
|-------|-----|-----|-----------------|-----|------|----|----|--|
| @ CHI | 23  | 17  | -               | -   | --   | -  | -  |  |
| GB    | 34  | 23  | -               | -   | --   | -  | -  |  |
| @ DET | 30  | 26  | -               | -   | --   | -  | -  |  |
| BUF   | 17  | 23  | -               | -   | --   | -  | -  |  |
| MIA   | 17  | 20  | 1               | 40  | 40.0 | 40 | 1  |  |
| @ NE  | 7   | 23  | <i>INACTIVE</i> |     |      |    |    |  |
| @ NYJ | 25  | 20  | 0               | 0   | 0.0  | 0  | 0  |  |
| @ CAR |     |     | -               | -   | --   | -  | -  |  |
| DAL   |     |     | -               | -   | --   | -  | -  |  |
| @ SEA |     |     | -               | -   | --   | -  | -  |  |
| TB    |     |     | -               | -   | --   | -  | -  |  |
| MIN   |     |     | -               | -   | --   | -  | -  |  |
| NO    |     |     | -               | -   | --   | -  | -  |  |
| @ TB  |     |     | -               | -   | --   | -  | -  |  |
| @ NO  |     |     | -               | -   | --   | -  | -  |  |
| CAR   |     |     | -               | -   | --   | -  | -  |  |

| RUSHING |     |     | D. FREEMAN |     |     |    |    | TEVIN COLEMAN |     |     |    |    | MATT RYAN |     |      |    |    | TAYLOR GABRIEL |     |      |    |    |
|---------|-----|-----|------------|-----|-----|----|----|---------------|-----|-----|----|----|-----------|-----|------|----|----|----------------|-----|------|----|----|
| GAME    | ATL | OPP | ATT        | YDS | AVG | LG | TD | ATT           | YDS | AVG | LG | TD | ATT       | YDS | AVG  | LG | TD | ATT            | YDS | AVG  | LG | TD |
| @ CHI   | 23  | 17  | 12         | 37  | 3.1 | 6  | 1  | 8             | 16  | 2.0 | 7  | 0  | 3         | 11  | 3.7  | 13 | 0  | 0              | 0   | 0.0  | 0  | 0  |
| GB      | 34  | 23  | 19         | 84  | 4.4 | 17 | 2  | 6             | 42  | 7.0 | 35 | 0  | 1         | 8   | 8.0  | 8  | 0  | 1              | 7   | 7.0  | 7  | 0  |
| @ DET   | 30  | 26  | 21         | 106 | 5.0 | 18 | 1  | 6             | 46  | 7.7 | 14 | 0  | 1         | -1  | -1.0 | -1 | 0  | 0              | 0   | 0.0  | 0  | 0  |
| BUF     | 17  | 23  | 18         | 58  | 3.2 | 16 | 1  | 9             | 77  | 8.6 | 29 | 0  | 1         | 8   | 8.0  | 8  | 0  | 0              | 0   | 0.0  | 0  | 0  |
| MIA     | 17  | 20  | 9          | 68  | 7.6 | 44 | 0  | 9             | 32  | 3.6 | 20 | 1  | 0         | 0   | 0.0  | 0  | 0  | 0              | 0   | 0.0  | 0  | 0  |
| @ NE    | 7   | 23  | 12         | 72  | 6.0 | 21 | 0  | 6             | 16  | 2.7 | 6  | 0  | 3         | 37  | 12.3 | 16 | 0  | 1              | -5  | -5.0 | -5 | 0  |
| @ NYJ   | 25  | 20  | 12         | 41  | 3.4 | 7  | 0  | 14            | 82  | 5.9 | 52 | 0  | 6         | 17  | 2.8  | 14 | 0  | 0              | 0   | 0.0  | 0  | 0  |
| @ CAR   |     |     | -          | -   | --  | -  | -  | -             | -   | --  | -  | -  | -         | -   | --   | -  | -  | -              | -   | --   | -  | -  |
| DAL     |     |     | -          | -   | --  | -  | -  | -             | -   | --  | -  | -  | -         | -   | --   | -  | -  | -              | -   | --   | -  | -  |
| @ SEA   |     |     | -          | -   | --  | -  | -  | -             | -   | --  | -  | -  | -         | -   | --   | -  | -  | -              | -   | --   | -  | -  |
| TB      |     |     | -          | -   | --  | -  | -  | -             | -   | --  | -  | -  | -         | -   | --   | -  | -  | -              | -   | --   | -  | -  |
| MIN     |     |     | -          | -   | --  | -  | -  | -             | -   | --  | -  | -  | -         | -   | --   | -  | -  | -              | -   | --   | -  | -  |
| NO      |     |     | -          | -   | --  | -  | -  | -             | -   | --  | -  | -  | -         | -   | --   | -  | -  | -              | -   | --   | -  | -  |
| @ TB    |     |     | -          | -   | --  | -  | -  | -             | -   | --  | -  | -  | -         | -   | --   | -  | -  | -              | -   | --   | -  | -  |
| @ NO    |     |     | -          | -   | --  | -  | -  | -             | -   | --  | -  | -  | -         | -   | --   | -  | -  | -              | -   | --   | -  | -  |
| CAR     |     |     | -          | -   | --  | -  | -  | -             | -   | --  | -  | -  | -         | -   | --   | -  | -  | -              | -   | --   | -  | -  |

| RUSHING |     |     | MOHAMED SANU |     |     |    |    | MATT BOSHER |     |     |    |    |  |  |  |  |  |  |  |  |  |  |
|---------|-----|-----|--------------|-----|-----|----|----|-------------|-----|-----|----|----|--|--|--|--|--|--|--|--|--|--|
| GAME    | ATL | OPP | ATT          | YDS | AVG | LG | TD | ATT         | YDS | AVG | LG | TD |  |  |  |  |  |  |  |  |  |  |
| @ CHI   | 23  | 17  | 0            | 0   | 0.0 | 0  | 0  | 0           | 0   | 0.0 | 0  | 0  |  |  |  |  |  |  |  |  |  |  |
| GB      | 34  | 23  | 0            | 0   | 0.0 | 0  | 0  | 0           | 0   | 0.0 | 0  | 0  |  |  |  |  |  |  |  |  |  |  |
| @ DET   | 30  | 26  | 0            | 0   | 0.0 | 0  | 0  | 0           | 0   | 0.0 | 0  | 0  |  |  |  |  |  |  |  |  |  |  |
| BUF     | 17  | 23  | 1            | 4   | 4.0 | 4  | 0  | 0           | 0   | 0.0 | 0  | 0  |  |  |  |  |  |  |  |  |  |  |
| MIA     | 17  | 20  | INACTIVE     |     |     |    |    | 1           | 0   | 0.0 | 0  | 0  |  |  |  |  |  |  |  |  |  |  |
| @ NE    | 7   | 23  | 0            | 0   | 0.0 | 0  | 0  | 0           | 0   | 0.0 | 0  | 0  |  |  |  |  |  |  |  |  |  |  |
| @ NYJ   | 25  | 20  | 0            | 0   | 0.0 | 0  | 0  | 0           | 0   | 0.0 | 0  | 0  |  |  |  |  |  |  |  |  |  |  |
| @ CAR   |     |     | -            | -   | --  | -  | -  | -           | -   | --  | -  | -  |  |  |  |  |  |  |  |  |  |  |
| DAL     |     |     | -            | -   | --  | -  | -  | -           | -   | --  | -  | -  |  |  |  |  |  |  |  |  |  |  |
| @ SEA   |     |     | -            | -   | --  | -  | -  | -           | -   | --  | -  | -  |  |  |  |  |  |  |  |  |  |  |
| TB      |     |     | -            | -   | --  | -  | -  | -           | -   | --  | -  | -  |  |  |  |  |  |  |  |  |  |  |
| MIN     |     |     | -            | -   | --  | -  | -  | -           | -   | --  | -  | -  |  |  |  |  |  |  |  |  |  |  |
| NO      |     |     | -            | -   | --  | -  | -  | -           | -   | --  | -  | -  |  |  |  |  |  |  |  |  |  |  |
| @ TB    |     |     | -            | -   | --  | -  | -  | -           | -   | --  | -  | -  |  |  |  |  |  |  |  |  |  |  |
| @ NO    |     |     | -            | -   | --  | -  | -  | -           | -   | --  | -  | -  |  |  |  |  |  |  |  |  |  |  |
| CAR     |     |     | -            | -   | --  | -  | -  | -           | -   | --  | -  | -  |  |  |  |  |  |  |  |  |  |  |



| Player             | @CHI        | GB          | @DET       | BUF         | MIA        | @NE        | @NYJ        | @CAR       | DAL        | @SEA       | TB         | MIN        | NO         | @TB        | @NO        | CAR        | Total         |
|--------------------|-------------|-------------|------------|-------------|------------|------------|-------------|------------|------------|------------|------------|------------|------------|------------|------------|------------|---------------|
| <b>SACKS</b>       | 9/10        | 9/17        | 9/24       | 10/1        | 10/15      | 10/22      | 10/29       | 11/5       | 11/12      | 11/20      | 11/26      | 12/3       | 12/7       | 12/18      | 12/24      | 12/31      | Total         |
| B. Reed            | 2/21        |             |            | 1/9         |            |            |             |            |            |            |            |            |            |            |            |            | 3.0/30        |
| A. Clayborn        |             | 1/12        | 1/8        |             |            |            |             |            |            |            |            |            |            |            |            |            | 2.0/20        |
| V. Beasley Jr.     | 1/4         | 1/15        |            |             |            | 1/1        |             |            |            |            |            |            |            |            |            |            | 3.0/20        |
| B. Poole           | 1/12        |             |            |             |            |            |             |            |            |            |            |            |            |            |            |            | 1.0/12        |
| D. Shelby          |             |             |            | 1/9         |            |            |             |            |            |            |            |            |            |            |            |            | 1.0/9         |
| D. Campbell        |             | 1/8         |            |             |            | 1/7        |             |            |            |            |            |            |            |            |            |            | 1.0/8         |
| T. McKinley        |             |             | 1/3        |             |            |            | 1/7         |            |            |            |            |            |            |            |            |            | 2.0/10        |
| D. Jones           |             |             |            | 1/0         |            |            |             |            |            |            |            |            |            |            |            |            | 1.0/0         |
| D. Trufant         |             |             |            |             |            |            | 1/7         |            |            |            |            |            |            |            |            |            | 1.0/7         |
| G. Jarrett         |             |             |            |             |            |            | .5/3.5      |            |            |            |            |            |            |            |            |            | .5/3.5        |
| D. Poe             |             |             |            |             |            |            | .5/3.5      |            |            |            |            |            |            |            |            |            | .5/3.5        |
| <b>Team Totals</b> | <b>4/37</b> | <b>3/29</b> | <b>0/0</b> | <b>3/18</b> | <b>0/0</b> | <b>2/8</b> | <b>3/21</b> | <b>0/0</b> | <b>0/0</b> | <b>0/0</b> | <b>0/0</b> | <b>0/0</b> | <b>0/0</b> | <b>0/0</b> | <b>0/0</b> | <b>0/0</b> | <b>17/130</b> |

| Player             | @CHI       | GB         | @DET       | BUF        | MIA        | @NE        | @NYJ       | @CAR       | DAL        | @SEA       | TB         | MIN        | NO          | @TB        | @NO        | CAR        | Total      |
|--------------------|------------|------------|------------|------------|------------|------------|------------|------------|------------|------------|------------|------------|-------------|------------|------------|------------|------------|
| <b>INTS</b>        | 9/10       | 9/17       | 9/24       | 10/1       | 10/15      | 10/22      | 10/29      | 11/5       | 11/12      | 11/20      | 11/26      | 12/3       | 12/7        | 12/18      | 12/24      | 12/31      | Total      |
| D. Jones           |            |            |            |            | 1/1        |            |            |            |            |            |            |            |             |            |            |            | 1/1        |
| D. Trufant         |            | 1/0        |            |            |            |            |            |            |            |            |            |            |             |            |            |            | 1/0        |
| <b>Team Totals</b> | <b>0/0</b> | <b>1/0</b> | <b>0/0</b> | <b>0/0</b> | <b>1/1</b> | <b>0/0</b> | <b>0/0</b> | <b>0/0</b> | <b>0/0</b> | <b>0/0</b> | <b>0/0</b> | <b>0/0</b> | <b>0/36</b> | <b>0/0</b> | <b>0/0</b> | <b>0/0</b> | <b>2/1</b> |



**ATLANTA FALCONS**  
**VETERAN PLAYERS**

**23****ROBERT ALFORD**  
**CORNERBACK**  
**SOUTHEAST LOUISIANA**  
(5TH YEAR WITH FALCONS)**HEIGHT:**  
**5'10"****WEIGHT:**  
**186****BIRTHDATE:**  
**11/1/88****NFL EXP:**  
**5 YRS****ACQUIRED:**  
**D2-'13****TRANSACTIONS**

- » Selected as a second round (60th overall) draft choice by Atlanta in 2013.

**2017 (FALCONS)**

- » Has tallied 31 total tackles (25 solo) with seven passes defended in five games.

**2016 (FALCONS)**

- » Started all 16 games at cornerback while totaling 58 tackles (49 solo) with two interceptions, one touchdown, and a career-best 19 passes defended.
- » Sealed Atlanta's 48-33 win over Carolina (10/2) with two interceptions in the final two minutes. Notched his second career pick-six with a 30-yard INT return touchdown and recorded his third career multi-interception game.
- » Scored the third touchdown of his career on an 82-yard pick-six in Super Bowl LI - the second-longest interception return touchdown in Super Bowl history.

**CAREER**

- » In five NFL seasons, has seen action in 64 games with 52 starts while tallying 218 tackles (177 solo) with nine interceptions, one forced fumble, two fumble recoveries, two defensive touchdowns, and 61 passes defended.
- » Started 15 games in 2015 and totaled 50 tackles (42 solo) with two interceptions and a team-high 15 passes defended. Scored his first career touchdown on a 59-yard INT return against Washington.
- » Started ten games and recorded 36 total tackles (25 solo), three interceptions and 11 pass deflections, before being placed on Injured-Reserve in 2014. Recorded two interceptions, the first multi-interception game of his career, along with two solo tackles and two pass deflections at Baltimore (10/19).

**2017 GAME-BY-GAME STATISTICS**

| DATE          | OPP  | TK         | SO         | SK         | YDS        | INT      | YDS        | FF       | FR       | PD        |
|---------------|------|------------|------------|------------|------------|----------|------------|----------|----------|-----------|
| 9/10          | @CHI | 3          | 3          | 0.0        | 0.0        | 0        | 0          | 0        | 0        | 3         |
| 9/17          | GB   | 8          | 7          | 0.0        | 0.0        | 0        | 0          | 0        | 0        | 0         |
| 9/24          | @DET | 6          | 6          | 0.0        | 0.0        | 0        | 0          | 0        | 0        | 2         |
| 10/1          | BUF  | 3          | 2          | 0.0        | 0.0        | 0        | 0          | 0        | 0        | 0         |
| 10/15         | MIA  | 3          | 1          | 0.0        | 0.0        | 0        | 0          | 0        | 0        | 1         |
| 10/22         | @NE  | 3          | 3          | 0.0        | 0.0        | 0        | 0          | 0        | 0        | 0         |
| 10/29         | @NYJ | 3          | 3          | 0.0        | 0.0        | 0        | 0          | 0        | 0        | 1         |
| 11/5          | @CAR | -          | -          | --         | --         | -        | -          | -        | -        | -         |
| 11/12         | DAL  | -          | -          | --         | --         | -        | -          | -        | -        | -         |
| 11/20         | @SEA | -          | -          | --         | --         | -        | -          | -        | -        | -         |
| 11/26         | TB   | -          | -          | --         | --         | -        | -          | -        | -        | -         |
| 12/3          | MIN  | -          | -          | --         | --         | -        | -          | -        | -        | -         |
| 12/7          | NO   | -          | -          | --         | --         | -        | -          | -        | -        | -         |
| 12/18         | @TB  | -          | -          | --         | --         | -        | -          | -        | -        | -         |
| 12/24         | @NO  | -          | -          | --         | --         | -        | -          | -        | -        | -         |
| 12/31         | CAR  | -          | -          | --         | --         | -        | -          | -        | -        | -         |
| <b>TOTALS</b> |      | <b>31</b>  | <b>25</b>  | <b>0.0</b> | <b>0.0</b> | <b>0</b> | <b>0</b>   | <b>0</b> | <b>0</b> | <b>7</b>  |
| <b>CAREER</b> |      | <b>218</b> | <b>177</b> | <b>0.0</b> | <b>0.0</b> | <b>9</b> | <b>131</b> | <b>1</b> | <b>1</b> | <b>61</b> |

- » Played in all 16 games with four starts during his rookie season in 2013. Tallied 43 tackles (36 solo) with seven passes defended, two interceptions, and one fumble recovery.

**COLLEGE**

- » Started 31-of-32 games at Southeastern Louisiana, recording 137 tackles (110 solo) with 20 passes defended, 10 interceptions, six tackles for loss, three fumble recoveries and one forced fumble.
- » In 2012, was named the NCAA Football Championship Subdivision National Defensive Player of the Year by the College Sports Journal and added FCS All American honors from the NFL Draft Report and the Sports Network.
- » Also added first-team All-Southland Conference honors and was named a finalist for the Buck Buchanan Award in 2012.
- » In 2011, received second-team All-Southland Conference honors after starting all 11 games and notching 52 tackles (44 solo), seven passes defended, five interceptions, one forced fumble and one fumble recovery.

- » His five interceptions in 2011 tied Billy Ladner (1961), Duriel Adams (2005) and Steve Keller (1969) for eighth on the school's all-time single-season list.
  - » Prior to redshirting the 2010 season, started nine of the 10 games he appeared in as a sophomore in 2009. Finished the season with 46 tackles (31 solo), five passes defensed, two fumble recoveries, and one interception.
  - » His older brother, Fred Booker, was a cornerback at Louisiana State and played in the Arena Football League and NFL Europe before suiting up for 12 games with the New Orleans Saints in 2005.
  - » His other older brother, Duke Adams, was a safety for the Southeastern Louisiana Lions from 2003-06 and earned All-Southland Conference recognition as a junior
  - » Became the first player from Southeastern Louisiana University to play in the Senior Bowl in over 40 years.
  - » Son of Robert Cox and Gloria Bridgewater.
- PERSONAL**
- » Attended Hammond (La.) High School where he earned All-District 7-5A first-team honors after catching 10 touchdown passes as a senior.
  - » Also ran track, taking second in 400-meters at the 2007 Louisiana High School Athletic Association Track and Field Championships.

### **ALFORD'S CAREER STATISTICS**

| YEAR         | GP/GS        | TK         | SO         | AST       | SK         | YDS        | INT      | YDS        | LG         | TD       | PD        | FF       | FR       | YDS      | TD       |
|--------------|--------------|------------|------------|-----------|------------|------------|----------|------------|------------|----------|-----------|----------|----------|----------|----------|
| 2013         | ATL 16/4     | 43         | 36         | 7         | 0.0        | 0.0        | 2        | 0          | 0          | 0        | 8         | 1        | 0        | 0        | 0        |
| 2014         | ATL 10/10    | 36         | 25         | 11        | 0.0        | 0.0        | 3        | 21         | 0          | 0        | 12        | 0        | 0        | 0        | 0        |
| 2015         | ATL 15/15    | 50         | 42         | 8         | 0.0        | 0.0        | 2        | 76         | 59t        | 1        | 15        | 0        | 0        | 0        | 0        |
| 2016         | ATL 16/16    | 58         | 49         | 9         | 0.0        | 0.0        | 2        | 34         | 30t        | 1        | 19        | 0        | 0        | 0        | 0        |
| 2017         | ATL 7/7      | 31         | 25         | 6         | 0.0        | 0.0        | 0        | 0          | 0          | 0        | 7         | 0        | 0        | 0        | 0        |
| <b>TOTAL</b> | <b>64/52</b> | <b>218</b> | <b>177</b> | <b>41</b> | <b>0.0</b> | <b>0.0</b> | <b>9</b> | <b>131</b> | <b>59t</b> | <b>2</b> | <b>61</b> | <b>0</b> | <b>0</b> | <b>0</b> | <b>0</b> |

### **ALFORD'S POSTSEASON STATISTICS**

| YEAR         | GP/GS      | TK        | SO        | AST      | SK         | YDS        | INT      | YDS        | LG         | TD       | PD       | FF       | FR       | YDS      | TD       |
|--------------|------------|-----------|-----------|----------|------------|------------|----------|------------|------------|----------|----------|----------|----------|----------|----------|
| 2016         | ATL 3/3    | 19        | 17        | 2        | 0.0        | 0.0        | 1        | 82t        | 82t        | 1        | 6        | 0        | 1        | 0        | 0        |
| <b>TOTAL</b> | <b>3/3</b> | <b>19</b> | <b>17</b> | <b>2</b> | <b>0.0</b> | <b>0.0</b> | <b>1</b> | <b>82t</b> | <b>82t</b> | <b>1</b> | <b>6</b> | <b>0</b> | <b>1</b> | <b>0</b> | <b>0</b> |

### **ALFORD'S BEST GAMES**

| TACKLES                                 | TOUCHDOWNS             | INTERCEPTIONS           | PASSES DEFENSED                     |
|---|------------------------|-------------------------|-------------------------------------|
| 9 @ TB (11/9/14)                        | 1, Two Times           | 3, Three Times          | 3, Four Times                       |
| 8, Three Times<br>Last vs. GB (9/17/17) | Last vs. CAR (10/2/16) | Last vs. WAS (10/11/15) | Last @ CHI (9/10/17)                |
|   |                        |                         | 2, 16 Times<br>Last @ DET (9/24/17) |

**2016 GAME-BY-GAME STATISTICS**

| DATE          | OPP  | TK         | SO         | SK         | YDS        | INT      | YDS        | FF       | FR       | PD        |
|---------------|------|------------|------------|------------|------------|----------|------------|----------|----------|-----------|
| 9/11          | TB   | 5          | 2          | 0.0        | 0.0        | 0        | 0          | 0        | 0        | 2         |
| 9/18          | @OAK | 5          | 5          | 0.0        | 0.0        | 0        | 0          | 0        | 0        | 0         |
| 9/26          | @NO  | 8          | 7          | 0.0        | 0.0        | 0        | 0          | 0        | 0        | 1         |
| 10/2          | CAR  | 3          | 3          | 0.0        | 0.0        | 2        | 34         | 0        | 0        | 3         |
| 10/9          | @DEN | 2          | 2          | 0.0        | 0.0        | 0        | 0          | 0        | 0        | 0         |
| 10/16         | @SEA | 3          | 3          | 0.0        | 0.0        | 0        | 0          | 0        | 0        | 1         |
| 10/23         | SD   | 6          | 4          | 0.0        | 0.0        | 0        | 0          | 0        | 0        | 2         |
| 10/30         | GB   | 5          | 5          | 0.0        | 0.0        | 0        | 0          | 0        | 0        | 1         |
| 11/3          | @TB  | 4          | 4          | 0.0        | 0.0        | 0        | 0          | 0        | 0        | 0         |
| 11/23         | @PHI | 2          | 2          | 0.0        | 0.0        | 0        | 0          | 0        | 0        | 0         |
| 11/27         | ARI  | 1          | 1          | 0.0        | 0.0        | 0        | 0          | 0        | 0        | 2         |
| 12/4          | KC   | 2          | 2          | 0.0        | 0.0        | 0        | 0          | 0        | 0        | 0         |
| 12/11         | @LA  | 1          | 0          | 0.0        | 0.0        | 0        | 0          | 0        | 0        | 3         |
| 12/18         | SF   | 6          | 4          | 0.0        | 0.0        | 0        | 0          | 0        | 0        | 1         |
| 12/24         | @CAR | 2          | 2          | 0.0        | 0.0        | 0        | 0          | 0        | 0        | 2         |
| 1/1           | NO   | 3          | 3          | 0.0        | 0.0        | 0        | 0          | 0        | 0        | 1         |
| <b>TOTALS</b> |      | <b>58</b>  | <b>49</b>  | <b>0.0</b> | <b>0.0</b> | <b>2</b> | <b>34</b>  | <b>0</b> | <b>0</b> | <b>19</b> |
| <b>CAREER</b> |      | <b>187</b> | <b>152</b> | <b>0.0</b> | <b>0.0</b> | <b>9</b> | <b>131</b> | <b>1</b> | <b>1</b> | <b>54</b> |

**2016 POSTSEASON STATISTICS**

| DATE          | OPP | TK        | SO        | SK         | YDS        | INT      | YDS        | FF       | FR       | PD       |
|---------------|-----|-----------|-----------|------------|------------|----------|------------|----------|----------|----------|
| 1/14          | SEA | 3         | 3         | 0.0        | 0.0        | 0        | 0          | 0        | 0        | 0        |
| 1/22          | GB  | 5         | 5         | 0.0        | 0.0        | 0        | 0          | 0        | 0        | 3        |
| 2/5           | NE  | 11        | 9         | 0.0        | 0.0        | 1        | 82t        | 0        | 1        | 3        |
| <b>TOTALS</b> |     | <b>19</b> | <b>17</b> | <b>0.0</b> | <b>0.0</b> | <b>1</b> | <b>82t</b> | <b>0</b> | <b>1</b> | <b>6</b> |

**2014 GAME-BY-GAME STATISTICS**


| DATE          | OPP  | TK        | SO        | SK         | YDS             | INT      | YDS       | FF       | FR       | PD        |
|---------------|------|-----------|-----------|------------|-----------------|----------|-----------|----------|----------|-----------|
| 9/7           | NO   | 5         | 3         | 0.0        | 0.0             | 0        | 0         | 0        | 0        | 2         |
| 9/15          | @CIN | 5         | 2         | 0.0        | 0.0             | 0        | 0         | 0        | 0        | 0         |
| 9/18          | TB   | 2         | 2         | 0.0        | 0.0             | 0        | 0         | 0        | 0        | 2         |
| 9/28          | @MIN | 3         | 3         | 0.0        | 0.0             | 0        | 0         | 0        | 0        | 0         |
| 10/5          | @NYG | 1         | 0         | 0.0        | 0.0             | 0        | 0         | 0        | 0        | 2         |
| 10/12         | CHI  | 5         | 3         | 0.0        | 0.0             | 0        | 0         | 0        | 0        | 2         |
| 10/19         | @BAL | 2         | 2         | 0.0        | 0.0             | 2        | 21        | 0        | 0        | 2         |
| 10/26         | DET  | 3         | 1         | 0.0        | 0.0             | 1        | 0         | 0        | 0        | 0         |
| 11/9          | @TB  | 9         | 8         | 0.0        | 0.0             | 0        | 0         | 0        | 0        | 1         |
| 11/16         | @CAR | 1         | 1         | 0.0        | 0.0             | 0        | 0         | 0        | 0        | 0         |
| 11/23         | CLE  |           |           |            | INACTIVE        |          |           |          |          |           |
| 11/30         | ARI  |           |           |            | INACTIVE        |          |           |          |          |           |
| 12/8          | @GB  |           |           |            | INACTIVE        |          |           |          |          |           |
| 12/14         | PIT  |           |           |            | INACTIVE        |          |           |          |          |           |
| 12/21         | @NO  |           |           |            | INJURED-RESERVE |          |           |          |          |           |
| 12/28         | CAR  |           |           |            | INJURED-RESERVE |          |           |          |          |           |
| <b>TOTALS</b> |      | <b>36</b> | <b>25</b> | <b>0.0</b> | <b>0.0</b>      | <b>3</b> | <b>21</b> | <b>0</b> | <b>0</b> | <b>11</b> |
| <b>CAREER</b> |      | <b>79</b> | <b>61</b> | <b>0.0</b> | <b>0.0</b>      | <b>5</b> | <b>21</b> | <b>1</b> | <b>1</b> | <b>19</b> |

**2015 GAME-BY-GAME STATISTICS**

| DATE          | OPP  | TK         | SO         | SK         | YDS        | INT      | YDS       | FF       | FR       | PD        |
|---------------|------|------------|------------|------------|------------|----------|-----------|----------|----------|-----------|
| 9/14          | PHI  | 1          | 0          | 0.0        | 0.0        | 0        | 0         | 0        | 0        | 1         |
| 9/20          | @NYG | 4          | 4          | 0.0        | 0.0        | 0        | 0         | 0        | 0        | 1         |
| 9/27          | @DAL | 1          | 1          | 0.0        | 0.0        | 0        | 0         | 0        | 0        | 0         |
| 10/4          | HOU  | 1          | 1          | 0.0        | 0.0        | 0        | 0         | 0        | 0        | 3         |
| 10/11         | WAS  | 1          | 1          | 0.0        | 0.0        | 2        | 76        | 0        | 0        | 2         |
| 10/15         | @NO  | 5          | 5          | 0.0        | 0.0        | 0        | 0         | 0        | 0        | 0         |
| 10/25         | @TEN | 6          | 5          | 0.0        | 0.0        | 0        | 0         | 0        | 0        | 0         |
| 11/1          | TB   | 4          | 3          | 0.0        | 0.0        | 0        | 0         | 0        | 0        | 0         |
| 11/8          | @SF  |            |            |            | INACTIVE   |          |           |          |          |           |
| 11/22         | IND  | 3          | 2          | 0.0        | 0.0        | 0        | 0         | 0        | 0        | 0         |
| 11/29         | MIN  | 2          | 1          | 0.0        | 0.0        | 0        | 0         | 0        | 0        | 0         |
| 12/6          | @TB  | 2          | 0          | 0.0        | 0.0        | 0        | 0         | 0        | 0        | 1         |
| 12/13         | @CAR | 5          | 5          | 0.0        | 0.0        | 0        | 0         | 0        | 0        | 2         |
| 12/20         | @JAX | 1          | 1          | 0.0        | 0.0        | 0        | 0         | 0        | 0        | 2         |
| 12/27         | CAR  | 7          | 6          | 0.0        | 0.0        | 0        | 0         | 0        | 0        | 2         |
| 1/3           | NO   | 7          | 7          | 0.0        | 0.0        | 0        | 0         | 0        | 0        | 1         |
| <b>TOTALS</b> |      | <b>50</b>  | <b>42</b>  | <b>0.0</b> | <b>0.0</b> | <b>2</b> | <b>76</b> | <b>0</b> | <b>0</b> | <b>15</b> |
| <b>CAREER</b> |      | <b>129</b> | <b>103</b> | <b>0.0</b> | <b>0.0</b> | <b>7</b> | <b>97</b> | <b>1</b> | <b>1</b> | <b>34</b> |

**2013 GAME-BY-GAME STATISTICS**

| DATE          | OPP  | TK        | SO        | SK         | YDS        | INT      | YDS      | FF       | FR       | PD       |
|---------------|------|-----------|-----------|------------|------------|----------|----------|----------|----------|----------|
| 9/8           | @NO  | 3         | 3         | 0.0        | 0.0        | 1        | 0        | 0        | 0        | 2        |
| 9/15          | STL  | 4         | 3         | 0.0        | 0.0        | 0        | 0        | 0        | 0        | 0        |
| 9/22          | @MIA | 0         | 0         | 0.0        | 0.0        | 0        | 0        | 0        | 0        | 0        |
| 9/29          | NE   | 4         | 4         | 0.0        | 0.0        | 0        | 0        | 0        | 0        | 0        |
| 10/7          | NYJ  | 0         | 0         | 0.0        | 0.0        | 0        | 0        | 0        | 0        | 0        |
| 10/20         | TB   | 2         | 1         | 0.0        | 0.0        | 0        | 0        | 0        | 0        | 2        |
| 10/27         | @ARZ | 2         | 2         | 0.0        | 0.0        | 0        | 0        | 0        | 0        | 1        |
| 11/3          | @CAR | 2         | 2         | 0.0        | 0.0        | 1        | 0        | 0        | 0        | 1        |
| 11/10         | SEA  | 2         | 1         | 0.0        | 0.0        | 0        | 0        | 0        | 0        | 0        |
| 11/17         | @TB  | 1         | 1         | 0.0        | 0.0        | 0        | 0        | 0        | 0        | 0        |
| 11/21         | NO   | 1         | 0         | 0.0        | 0.0        | 0        | 0        | 0        | 0        | 0        |
| 12/1          | @BUF | 2         | 1         | 0.0        | 0.0        | 0        | 0        | 0        | 1        | 1        |
| 12/8          | @GB  | 6         | 4         | 0.0        | 0.0        | 0        | 0        | 0        | 0        | 1        |
| 12/15         | WAS  | 8         | 7         | 0.0        | 0.0        | 0        | 0        | 0        | 0        | 0        |
| 12/23         | @SF  | 3         | 3         | 0.0        | 0.0        | 0        | 0        | 0        | 0        | 0        |
| 12/29         | CAR  | 3         | 3         | 0.0        | 0.0        | 0        | 0        | 1        | 0        | 0        |
| <b>TOTALS</b> |      | <b>43</b> | <b>36</b> | <b>0.0</b> | <b>0.0</b> | <b>2</b> | <b>0</b> | <b>1</b> | <b>1</b> | <b>8</b> |
| <b>CAREER</b> |      | <b>43</b> | <b>36</b> | <b>0.0</b> | <b>0.0</b> | <b>2</b> | <b>0</b> | <b>1</b> | <b>1</b> | <b>8</b> |

**37****RICARDO ALLEN**  
**SAFETY**  
**PURDUE**  
(3RD YEAR WITH FALCONS)**HEIGHT:**  
**5'9"****WEIGHT:**  
**186****BIRTHDATE:**  
**12/18/91****NFL EXP:**  
**3 YRS****ACQUIRED:**  
**D5a-'14**

### TRANSACTIONS

- » Selected as a fifth round (147th overall) draft choice by Atlanta in 2014.

### 2017 (FALCONS)

- » Posted 27 tackles (21 solo) while starting six games at safety.

### 2016 (FALCONS)

- » Started all 16 games at safety, totaling 90 tackles (61 solo) with two interceptions and three passes defensed.
- » Notched 14 tackles (six solo) with two interceptions during the postseason in Atlanta's run to Super Bowl LI.

### CAREER

- » In three seasons, has played in 37 games with 36 starts while totaling 185 tackles, one sack, five interceptions, one forced fumble and eight passes defensed.
- » Made the switch from cornerback to safety during the 2015 offseason. Played in 15 games with 14 starts in his first year on the active roster.
- » Played in 15 games with 14 starts in 2015. Totaled 68 tackles (59 solo) with three interceptions, one sack, one fumble recovery, and five passes defensed.
- » Made his first NFL start vs. Philadelphia (9/14). Recorded seven tackles (five solo) and grabbed his first career interception, picking off QB Sam Bradford with 1:17 remaining in the game to secure a 26-24 Falcons win.
- » Spent the 2014 season as a member of the Falcons practice squad.

### 2017 GAME-BY-GAME STATISTICS

| DATE          | OPP   | TK         | SO         | SK         | YDS        | INT      | YDS       | FF       | FR       | PD       |
|---------------|-------|------------|------------|------------|------------|----------|-----------|----------|----------|----------|
| 9/10          | @ CHI | 3          | 3          | 0.0        | 0.0        | 0        | 0         | 0        | 0        | 0        |
| 9/17          | GB    | 6          | 4          | 0.0        | 0.0        | 0        | 0         | 0        | 0        | 0        |
| 9/24          | @ DET | 3          | 2          | 0.0        | 0.0        | 0        | 0         | 0        | 0        | 0        |
| 10/1          | BUF   | INACTIVE   |            |            |            |          |           |          |          |          |
| 10/15         | MIA   | 7          | 7          | 0.0        | 0.0        | 0        | 0         | 0        | 0        | 0        |
| 10/22         | @ NE  | 6          | 3          | 0.0        | 0.0        | 0        | 0         | 0        | 0        | 0        |
| 10/29         | @ NYJ | 2          | 2          | 0.0        | 0.0        | 0        | 0         | 0        | 0        | 0        |
| 11/5          | @ CAR | -          | -          | --         | --         | -        | -         | -        | -        | -        |
| 11/12         | DAL   | -          | -          | --         | --         | -        | -         | -        | -        | -        |
| 11/20         | @ SEA | -          | -          | --         | --         | -        | -         | -        | -        | -        |
| 11/26         | TB    | -          | -          | --         | --         | -        | -         | -        | -        | -        |
| 12/3          | MIN   | -          | -          | --         | --         | -        | -         | -        | -        | -        |
| 12/7          | NO    | -          | -          | --         | --         | -        | -         | -        | -        | -        |
| 12/18         | @ TB  | -          | -          | --         | --         | -        | -         | -        | -        | -        |
| 12/24         | @ NO  | -          | -          | --         | --         | -        | -         | -        | -        | -        |
| 12/31         | CAR   | -          | -          | --         | --         | -        | -         | -        | -        | -        |
| <b>TOTALS</b> |       | <b>27</b>  | <b>21</b>  | <b>0.0</b> | <b>0.0</b> | <b>0</b> | <b>0</b>  | <b>0</b> | <b>0</b> | <b>0</b> |
| <b>CAREER</b> |       | <b>185</b> | <b>141</b> | <b>1.0</b> | <b>0.0</b> | <b>5</b> | <b>16</b> | <b>0</b> | <b>1</b> | <b>8</b> |

### COLLEGE

- » Earned All-Big 10 honors all four years at Purdue and finished his career as the Boilermakers' record holder with four interception returns for touchdowns, 13 interceptions and 263 total tackles.
- » Led the Boilermakers with six interceptions during his senior season in 2013 while adding 53 tackles (42 solo), with four tackles for loss, and 12 passes defensed.
- » Started 11 games as a junior in 2012, earning All-Big 10 honors after posting 46 tackles, (43 solo), four tackles for loss, one sack, one interception, four passes broken up, and one forced fumble.
- » Tallied 81 total tackles (62 solo), three tackles for loss, and a team-high three interceptions as a sophomore in 2011.

- » Started 12 games as a true freshman, earning second team Freshman All-America honors from Scout.com and was named a second team All-Big 10 selection. Tied for third on the team with 83 total tackles (56 solo), 3.5 tackles for loss, one sack, and a team-high three interceptions during his first season at Purdue in 2010.
- » Returned a pair of interceptions for touchdowns as a freshman in games, vs. Michigan (94 yards) and at No. 11 Michigan State (35 yards), while leading the Big 10 Conference with 129 total interception return yards.

## PERSONAL

- » Attended Mainland (Daytona Beach, Fla.) High School where he was a first team Daytona Beach News Journal All-Area selection as senior after posting 64 tackles and two interceptions. Also played soccer and participated in track and field.
- » Majored in general health sciences at Purdue. Is a student of football as he enjoys training, studying film, and lifting weights.

### ALLEN'S CAREER STATISTICS

| YEAR         | GP/GS        | TK         | SO         | AST       | SK         | YDS        | INT      | YDS       | LG        | TD       | PD       | FF       | FR       | YDS      | TD       |
|--------------|--------------|------------|------------|-----------|------------|------------|----------|-----------|-----------|----------|----------|----------|----------|----------|----------|
| 2015         | ATL 15/14    | 68         | 59         | 9         | 1.0        | 0.0        | 3        | 13        | 13        | 0        | 5        | 0        | 1        | 0        | 0        |
| 2016         | ATL 16/16    | 90         | 61         | 29        | 0.0        | 0.0        | 2        | 3         | 0         | 0        | 3        | 0        | 0        | 0        | 0        |
| 2017         | ATL 6/6      | 27         | 21         | 6         | 0.0        | 0.0        | 0        | 0         | 0         | 0        | 0        | 0        | 0        | 0        | 0        |
| <b>TOTAL</b> | <b>37/36</b> | <b>179</b> | <b>138</b> | <b>44</b> | <b>1.0</b> | <b>0.0</b> | <b>5</b> | <b>16</b> | <b>13</b> | <b>0</b> | <b>8</b> | <b>0</b> | <b>1</b> | <b>0</b> | <b>0</b> |

### ALLEN'S POSTSEASON STATISTICS

| YEAR         | GP/GS      | TK        | SO       | AST      | SK         | YDS        | INT      | YDS       | LG        | TD       | PD       | FF       | FR       | YDS      | TD       |
|--------------|------------|-----------|----------|----------|------------|------------|----------|-----------|-----------|----------|----------|----------|----------|----------|----------|
| 2016         | ATL 3/3    | 14        | 6        | 8        | 0.0        | 0.0        | 2        | 45        | 45        | 0        | 2        | 0        | 0        | 0        | 0        |
| <b>TOTAL</b> | <b>3/3</b> | <b>14</b> | <b>6</b> | <b>8</b> | <b>0.0</b> | <b>0.0</b> | <b>2</b> | <b>45</b> | <b>45</b> | <b>0</b> | <b>2</b> | <b>0</b> | <b>0</b> | <b>0</b> | <b>0</b> |

### ALLEN'S BEST GAMES

| TACKLES                 | SACKS              | INTERCEPTIONS        | PASSES DEFENSED      |
|-------------------------|--------------------|----------------------|----------------------|
| 8, Two Times            | 1 vs. TB (11/1/15) | 1, Five Times        | 1, Seven Times       |
| Last vs. SD (10/23/16)  |                    | Last @ LA (12/11/16) | Last @ LA (12/11/16) |
| 7, Four Times           |                    |                      |                      |
| Last vs. MIA (10/15/17) |                    |                      |                      |

**2016 GAME-BY-GAME STATISTICS**

| DATE          | OPP  | TK         | SO         | SK         | YDS        | INT      | YDS       | FF       | FR       | PD       |
|---------------|------|------------|------------|------------|------------|----------|-----------|----------|----------|----------|
| 9/11          | TB   | 7          | 5          | 0.0        | 0.0        | 0        | 0         | 0        | 0        | 0        |
| 9/18          | @OAK | 7          | 4          | 0.0        | 0.0        | 0        | 0         | 0        | 0        | 0        |
| 9/26          | @NO  | 6          | 5          | 0.0        | 0.0        | 0        | 0         | 0        | 0        | 0        |
| 10/2          | CAR  | 5          | 3          | 0.0        | 0.0        | 0        | 0         | 0        | 0        | 0        |
| 10/9          | @DEN | 1          | 1          | 0.0        | 0.0        | 1        | 0         | 0        | 0        | 1        |
| 10/16         | @SEA | 6          | 0          | 0.0        | 0.0        | 0        | 0         | 0        | 0        | 0        |
| 10/23         | SD   | 8          | 7          | 0.0        | 0.0        | 0        | 0         | 0        | 0        | 0        |
| 10/30         | GB   | 4          | 4          | 0.0        | 0.0        | 0        | 0         | 0        | 0        | 0        |
| 11/3          | @TB  | 7          | 4          | 0.0        | 0.0        | 0        | 0         | 0        | 0        | 0        |
| 11/23         | @PHI | 5          | 5          | 0.0        | 0.0        | 0        | 0         | 0        | 0        | 0        |
| 11/27         | ARI  | 5          | 4          | 0.0        | 0.0        | 0        | 0         | 0        | 0        | 0        |
| 12/4          | KC   | 8          | 5          | 0.0        | 0.0        | 0        | 0         | 0        | 0        | 0        |
| 12/11         | @LA  | 6          | 5          | 0.0        | 0.0        | 1        | 3         | 0        | 0        | 1        |
| 12/18         | SF   | 5          | 3          | 0.0        | 0.0        | 0        | 0         | 0        | 0        | 0        |
| 12/24         | @CAR | 4          | 2          | 0.0        | 0.0        | 0        | 0         | 0        | 0        | 0        |
| 1/1           | NO   | 6          | 4          | 0.0        | 0.0        | 0        | 0         | 0        | 0        | 1        |
| <b>TOTALS</b> |      | <b>90</b>  | <b>61</b>  | <b>0.0</b> | <b>0.0</b> | <b>2</b> | <b>3</b>  | <b>0</b> | <b>0</b> | <b>3</b> |
| <b>CAREER</b> |      | <b>158</b> | <b>120</b> | <b>1.0</b> | <b>0.0</b> | <b>5</b> | <b>16</b> | <b>0</b> | <b>1</b> | <b>8</b> |

**2016 POSTSEASON STATISTICS**

| DATE          | OPP | TK        | SO       | SK         | YDS        | INT      | YDS       | FF       | FR       | PD       |
|---------------|-----|-----------|----------|------------|------------|----------|-----------|----------|----------|----------|
| 1/14          | SEA | 2         | 0        | 0.0        | 0.0        | 1        | 45        | 0        | 0        | 1        |
| 1/22          | GB  | 5         | 3        | 0.0        | 0.0        | 1        | 0         | 0        | 0        | 1        |
| 2/5           | NE  | 7         | 3        | 0.0        | 0.0        | 0        | 0         | 0        | 0        | 0        |
| <b>TOTALS</b> |     | <b>14</b> | <b>6</b> | <b>0.0</b> | <b>0.0</b> | <b>2</b> | <b>45</b> | <b>0</b> | <b>0</b> | <b>2</b> |

**2015 GAME-BY-GAME STATISTICS**


| DATE          | OPP  | TK        | SO        | SK         | YDS        | INT      | YDS       | FF       | FR       | PD       |
|---------------|------|-----------|-----------|------------|------------|----------|-----------|----------|----------|----------|
| 9/14          | PHI  | 7         | 5         | 0.0        | 0.0        | 1        | 0         | 0        | 0        | 1        |
| 9/20          | @NYG | 3         | 3         | 0.0        | 0.0        | 0        | -         | -        | -        | 0        |
| 9/27          | @DAL | 7         | 7         | 0.0        | 0.0        | 0        | 0         | 0        | 0        | 0        |
| 10/4          | HOU  |           |           |            | INACTIVE   |          |           |          |          |          |
| 10/11         | WAS  | 3         | 2         | 0.0        | 0.0        | 0        | 0         | 0        | 0        | 0        |
| 10/15         | @NO  | 5         | 5         | 0.0        | 0.0        | 0        | 0         | 0        | 0        | 1        |
| 10/25         | @TEN | 6         | 6         | 0.0        | 0.0        | 0        | 0         | 0        | 0        | 0        |
| 11/1          | TB   | 6         | 5         | 1.0        | 0.0        | 0        | 0         | 0        | 0        | 0        |
| 11/8          | @SF  | 1         | 1         | 0.0        | 0.0        | 0        | 0         | 0        | 0        | 0        |
| 11/22         | IND  | 3         | 3         | 0.0        | 0.0        | 1        | 13        | 0        | 0        | 1        |
| 11/29         | MIN  | 6         | 3         | 0.0        | 0.0        | 1        | 0         | 0        | 0        | 1        |
| 12/6          | @TB  | 8         | 8         | 0.0        | 0.0        | 0        | 0         | 0        | 1        | 0        |
| 12/13         | @CAR | 3         | 3         | 0.0        | 0.0        | 0        | 0         | 0        | 0        | 1        |
| 12/20         | @JAX | 5         | 4         | 0.0        | 0.0        | 0        | 0         | 0        | 0        | 0        |
| 12/27         | CAR  | 3         | 3         | 0.0        | 0.0        | 0        | 0         | 0        | 0        | 0        |
| 1/3           | NO   | 2         | 1         | 0.0        | 0.0        | 0        | 0         | 0        | 0        | 0        |
| <b>TOTALS</b> |      | <b>68</b> | <b>59</b> | <b>1.0</b> | <b>0.0</b> | <b>3</b> | <b>13</b> | <b>0</b> | <b>1</b> | <b>5</b> |
| <b>CAREER</b> |      | <b>68</b> | <b>59</b> | <b>1.0</b> | <b>0.0</b> | <b>3</b> | <b>13</b> | <b>0</b> | <b>1</b> | <b>5</b> |



# 44

## VIC BEASLEY JR.

**OUTSIDE LINEBACKER**  
**CLEMSON**  
(3RD YEAR WITH FALCONS)



**HEIGHT:**  
**6'3"**

**WEIGHT:**  
**246**

**BIRTHDATE:**  
**7/8/92**

**NFL EXP:**  
**3 YRS**

**ACQUIRED:**  
**D1-'15**

### TRANSACTIONS

- » Selected by the Falcons in the first round (8th overall) of the 2015 NFL Draft.

### 2017 (FALCONS)

- » Recorded one sack in each of the Falcons first two games. Added five tackles (three solo) and one forced fumble. His strip-sack of QB Aaron Rodgers led to a 15-yard fumble return touchdown by CB Desmond Trufant.

### 2016 (FALCONS)

- » Saw action in all 16 games with 12 starts. Led the NFL with 15.5 sacks and added 39 tackles (32 solo), 15 quarterback hits, 10 tackles for loss, and six forced fumbles. Also posted 28 quarterback hurries.
- » Named to his first Pro Bowl and earned AP All-Pro honors for his breakout performance in 2016.
- » His 15.5 sacks are the second most by a Falcon in a single season since sacks became an official statistic in 1982. Only John Abraham had more with 16.5 in 2008.
- » Had a breakout game at Denver (10/9), posting a career-best 3.5 sacks and eight total tackles along with a pair of forced fumbles. His 3.5 sacks are tied for the fourth most in a single game in franchise history (Chuck Smith/Claude Humphrey 5.0; Claude Humphrey 4.0; John Abraham 3.5) and were the most by a player in a single game this season.
- » Became the first Falcons to record double-digit sacks in a single season since John Abraham (10) in 2012, dropping Alex Smith for a four-yard loss against Kansas City (12/4). Also tied Lester Archambeau for the second-most forced fumbles in a single season in club history with five.
- » Recorded his fourth multi-sack game of the season and scored his first career touchdown

### 2017 GAME-BY-GAME STATISTICS

| DATE          | OPP  | TK        | SO        | SK          | YDS          | INT      | YDS      | FF       | FR       | PD       |
|---------------|------|-----------|-----------|-------------|--------------|----------|----------|----------|----------|----------|
| 9/10          | @CHI | 2         | 2         | 1.0         | 4.0          | 0        | 0        | 0        | 0        | 0        |
| 9/17          | GB   | 2         | 1         | 1.0         | 15.0         | 0        | 0        | 1        | 0        | 0        |
| 9/24          | @DET |           |           |             | INACTIVE     |          |          |          |          |          |
| 10/1          | BUF  |           |           |             | INACTIVE     |          |          |          |          |          |
| 10/15         | MIA  | 1         | 0         | 0.0         | 0.0          | 0        | 0        | 0        | 0        | 0        |
| 10/22         | @NE  | 5         | 4         | 1.0         | 1.0          | 0        | 0        | 0        | 0        | 0        |
| 10/29         | @NYJ | 1         | 1         | 0.0         | 0.0          | 0        | 0        | 0        | 0        | 0        |
| 11/5          | @CAR | -         | -         | --          | --           | -        | -        | -        | -        | -        |
| 11/12         | DAL  | -         | -         | --          | --           | -        | -        | -        | -        | -        |
| 11/20         | @SEA | -         | -         | --          | --           | -        | -        | -        | -        | -        |
| 11/26         | TB   | -         | -         | --          | --           | -        | -        | -        | -        | -        |
| 12/3          | MIN  | -         | -         | --          | --           | -        | -        | -        | -        | -        |
| 12/7          | NO   | -         | -         | --          | --           | -        | -        | -        | -        | -        |
| 12/18         | @TB  | -         | -         | --          | --           | -        | -        | -        | -        | -        |
| 12/24         | @NO  | -         | -         | --          | --           | -        | -        | -        | -        | -        |
| 12/31         | CAR  | -         | -         | --          | --           | -        | -        | -        | -        | -        |
| <b>TOTALS</b> |      | <b>11</b> | <b>8</b>  | <b>3.0</b>  | <b>20.0</b>  | <b>0</b> | <b>0</b> | <b>0</b> | <b>0</b> | <b>0</b> |
| <b>CAREER</b> |      | <b>77</b> | <b>60</b> | <b>22.5</b> | <b>148.0</b> | <b>0</b> | <b>0</b> | <b>8</b> | <b>1</b> | <b>5</b> |

in Atlanta's 42-14 win at Los Angeles (12/11). Forced his sixth fumble of the season and returned the ball 21 yards for a TD. Became the 10th player in NFL history - first Falcon - to have three sacks and a FR-TD in a game since sacks became an official statistic in 1982.

### CAREER

- » In three seasons, has played in 37 games with 30 starts while totaling 77 tackles (60 solo), 22.5 sacks, one interception, 14 tackles for loss, eight forced fumbles, and five passes defended.
- » Started all 16 games and led the team with four sacks. Added 27 tackles (20 solo), one interception, two forced fumbles, and two passes defended. According to NFL True Media, Beasley's four sacks were a Falcons rookie record.
- » Started his first NFL game and recorded three tackles (one solo) while adding one quarterback hit and one pass defense against Philadelphia (9/14).
- » Notched his first NFL sack at New York (9/20), dropping QB Eli Manning and forcing a fumble. Also added five tackles (three solo).

» Posted four tackles, one pass defense, one forced fumble, and this fourth sack of the season against Carolina (12/27). Sealed the win with a 13-yard strip-sack of QB Cam Newton in the fourth quarter.

### **COLLEGE**

- » Appeared in 48 games for Clemson, starting in 28 of those contests. He is the all-time sack leader for Clemson with 33 career sacks, fourth in tackles for loss with 52.5 and seventh in forced fumbles with seven.
- » As a senior in 2014, he was one of three finalists for the Bednarik Award, one of four finalists for the Lombardi Award and one of six finalists for the Hendricks Award. He was first-team All-American by AFCA, AP, College Sports Madness and Walter Camp. He was also voted ACC defensive player of the year and first team all-ACC.
- » In 2013, he was a first-team All-ACC selection and was a menace of the field recording 44 tackles, 23 tackles for loss, 13 sacks, six pass breakups, four caused fumbles and one recovered fumble in 13 starts.
- » As a sophomore, he was voted honorable men-

tion sophomore All-American. He showed that he would be an impressive player when he lead the team in sacks with eight, which was fourth most in the ACC. He also had 18 tackles and eight tackles for loss.

### **PERSONAL**

- » Rated as the No. 16 athlete in the nation by ESPN, the number 37 athlete in the nation and No. 37 player in Georgia by Rivals.com.
- » Played running back in high school. During his senior year he had 120 rushes for 828 yards and seven touchdowns. Also had seven punt returns for a 17.3-yard average and two touchdowns. In his only kickoff return he took it 80 yards for a touchdown.
- » He was first-team all-state by AP and Georgia Sportswriter Association. Also named all-county and all-area as a junior and senior while playing high school and AAU basketball. He averaged a double-double for the Georgia All-Stars.
- » His late father, Victor, played football at Auburn from 1982 -1984.
- » He graduated Aug. 8, 2014 before his final season at Clemson with a degree in sociology.

| <b>BEASLEY'S CAREER STATISTICS</b> |       |              |           |           |           |             |              |          |          |          |          |          |          |           |          |  |
|------------------------------------|-------|--------------|-----------|-----------|-----------|-------------|--------------|----------|----------|----------|----------|----------|----------|-----------|----------|--|
| YEAR                               | GP/GS | TK           | SO        | AST       | SK        | YDS         | INT          | YDS      | LG       | TD       | PD       | FF       | FR       | YDS       | TD       |  |
| 2015                               | ATL   | 16/16        | 27        | 20        | 7         | 4.0         | 35.0         | 1        | 0        | 0        | 3        | 2        | 0        | 0         | 0        |  |
| 2016                               | ATL   | 16/12        | 39        | 32        | 7         | 15.5        | 93.0         | 0        | 0        | 0        | 2        | 6        | 1        | 21        | 1        |  |
| 2017                               | ATL   | 5/2          | 11        | 8         | 3         | 3.0         | 20.0         | 0        | 0        | 0        | 0        | 1        | 0        | 0         | 0        |  |
| <b>TOTAL</b>                       |       | <b>37/30</b> | <b>77</b> | <b>60</b> | <b>17</b> | <b>22.5</b> | <b>148.0</b> | <b>1</b> | <b>0</b> | <b>0</b> | <b>5</b> | <b>9</b> | <b>1</b> | <b>21</b> | <b>1</b> |  |

| <b>BEASLEY'S BEST GAMES</b> |                       |                  |                       |
|-----------------------------|-----------------------|------------------|-----------------------|
| TACKLES                     | SACKS                 | INTERCEPTIONS    | FORCED FUMBLES        |
| 8 @ DEN (10/9/16)           | 3.5 @ DEN (10/9/16)   | 1 @ SF (11/8/15) | 2 @ DEN (10/9/16)     |
| 5 @ NYG (9/20/15)           | 3.0 @ LA (12/11/16)   |                  | 1, Seven Times        |
| 4 vs. CAR (12/13/15)        | 2.0, Two Times        |                  | Last vs. GB (9/17/17) |
|                             | Last @ PHI (11/13/16) |                  |                       |

| <b>BEASLEY'S POSTSEASON STATISTICS</b> |       |            |          |          |          |            |            |          |          |          |          |          |          |          |          |  |
|--|-------|------------|----------|----------|----------|------------|------------|----------|----------|----------|----------|----------|----------|----------|----------|--|
| YEAR                                   | GP/GS | TK         | SO       | AST      | SK       | YDS        | INT        | YDS      | LG       | TD       | PD       | FF       | FR       | YDS      | TD       |  |
| 2016                                   | ATL   | 3/2        | 2        | 0        | 2        | 0.0        | 0.0        | 0        | 0        | 0        | 2        | 0        | 0        | 0        | 0        |  |
| <b>TOTAL</b>                           |       | <b>3/2</b> | <b>2</b> | <b>0</b> | <b>2</b> | <b>0.0</b> | <b>0.0</b> | <b>0</b> | <b>0</b> | <b>0</b> | <b>2</b> | <b>0</b> | <b>0</b> | <b>0</b> | <b>0</b> |  |



Vic Beasley Jr.'s 15.5 sacks in 2016 are the third most in a single season in team history.

#### 2016 GAME-BY-GAME STATISTICS

| DATE          | OPP  | TK        | SO        | SK          | YDS          | INT      | YDS      | FF       | FR       | PD       |
|---------------|------|-----------|-----------|-------------|--------------|----------|----------|----------|----------|----------|
| 9/11          | TB   | 0         | 0         | 0.0         | 0.0          | 0        | 0        | 0        | 0        | 0        |
| 9/18          | @OAK | 2         | 2         | 1.0         | 0.0          | 0        | 0        | 0        | 0        | 0        |
| 9/26          | @NO  | 3         | 3         | 0.0         | 0.0          | 0        | 0        | 0        | 0        | 0        |
| 10/2          | CAR  | 1         | 1         | 0.0         | 0.0          | 0        | 0        | 0        | 0        | 0        |
| 10/9          | @DEN | 8         | 7         | 3.5         | 26.0         | 0        | 0        | 2        | 0        | 0        |
| 10/16         | @SEA | 3         | 2         | 0.0         | 0.0          | 0        | 0        | 0        | 0        | 1        |
| 10/23         | SD   | 3         | 2         | 2.0         | 13.0         | 0        | 0        | 1        | 0        | 0        |
| 10/30         | GB   | 3         | 2         | 1.0         | 7.0          | 0        | 0        | 0        | 0        | 0        |
| 11/3          | @TB  | 3         | 2         | 0.0         | 0.0          | 0        | 0        | 0        | 0        | 0        |
| 11/23         | @PHI | 4         | 3         | 2.0         | 10.0         | 0        | 0        | 1        | 0        | 0        |
| 11/27         | ARI  | 0         | 0         | 0.0         | 0.0          | 0        | 0        | 0        | 0        | 1        |
| 12/4          | KC   | 1         | 1         | 1.0         | 4.0          | 0        | 0        | 1        | 0        | 0        |
| 12/11         | @LA  | 3         | 3         | 3.0         | 27.0         | 0        | 0        | 1        | 1        | 0        |
| 12/18         | SF   | 1         | 1         | 1.0         | 5.0          | 0        | 0        | 0        | 0        | 0        |
| 12/24         | @CAR | 2         | 1         | 0.0         | 0.0          | 0        | 0        | 0        | 0        | 0        |
| 1/1           | NO   | 2         | 2         | 1.0         | 1.0          | 0        | 0        | 0        | 0        | 0        |
| <b>TOTALS</b> |      | <b>39</b> | <b>32</b> | <b>15.5</b> | <b>93.0</b>  | <b>0</b> | <b>0</b> | <b>6</b> | <b>1</b> | <b>2</b> |
| <b>CAREER</b> |      | <b>66</b> | <b>49</b> | <b>19.5</b> | <b>128.0</b> | <b>0</b> | <b>0</b> | <b>8</b> | <b>1</b> | <b>5</b> |

#### 2015 GAME-BY-GAME STATISTICS

| DATE          | OPP  | TK        | SO        | SK         | YDS         | INT      | YDS      | FF       | FR       | PD       |
|---------------|------|-----------|-----------|------------|-------------|----------|----------|----------|----------|----------|
| 9/14          | PHI  | 3         | 1         | 0.0        | 0.0         | 0        | 0        | 0        | 0        | 1        |
| 9/20          | @NYG | 5         | 3         | 1.0        | 0.0         | 0        | 0        | 0        | 1        | 0        |
| 9/27          | @DAL | 2         | 2         | 1.0        | 9.0         | 0        | 0        | 0        | 0        | 0        |
| 10/4          | HOU  | 1         | 1         | 0.0        | 0.0         | 0        | 0        | 0        | 0        | 0        |
| 10/11         | WAS  | 1         | 1         | 0.0        | 0.0         | 0        | 0        | 0        | 0        | 0        |
| 10/15         | @NO  | 3         | 2         | 0.0        | 0.0         | 0        | 0        | 0        | 0        | 0        |
| 10/25         | @TEN | 2         | 2         | 0.0        | 0.0         | 0        | 0        | 0        | 0        | 0        |
| 11/1          | TB   | 2         | 0         | 0.0        | 0.0         | 0        | 0        | 0        | 0        | 0        |
| 11/8          | @SF  | 1         | 1         | 0.0        | 0.0         | 1        | 0        | 0        | 0        | 0        |
| 11/22         | IND  | 1         | 1         | 0.0        | 0.0         | 0        | 0        | 0        | 0        | 0        |
| 11/29         | MIN  | 0         | 0         | 0.0        | 0.0         | 0        | 0        | 0        | 0        | 0        |
| 12/6          | @TB  | 0         | 0         | 0.0        | 0.0         | 0        | 0        | 0        | 0        | 0        |
| 12/13         | @CAR | 2         | 2         | 1.0        | 13.0        | 0        | 0        | 0        | 0        | 0        |
| 12/20         | @JAX | 0         | 0         | 0.0        | 0.0         | 0        | 0        | 0        | 0        | 0        |
| 12/27         | CAR  | 4         | 4         | 1.0        | 13.0        | 0        | 0        | 1        | 0        | 1        |
| 1/3           | NO   | 0         | 0         | 0.0        | 0.0         | 0        | 0        | 0        | 0        | 0        |
| <b>TOTALS</b> |      | <b>27</b> | <b>20</b> | <b>4.0</b> | <b>35.0</b> | <b>1</b> | <b>0</b> | <b>2</b> | <b>0</b> | <b>2</b> |
| <b>CAREER</b> |      | <b>27</b> | <b>20</b> | <b>4.0</b> | <b>35.0</b> | <b>1</b> | <b>0</b> | <b>2</b> | <b>0</b> | <b>2</b> |

#### 2016 POSTSEASON STATISTICS

| DATE          | OPP | TK       | SO       | SK         | YDS      | INT      | YDS      | FF       | FR       | PD       |
|---------------|-----|----------|----------|------------|----------|----------|----------|----------|----------|----------|
| 1/14          | SEA | 2        | 0        | 0.0        | 0.0      | 0        | 0        | 0        | 0        | 0        |
| 1/22          | GB  | 0        | 0        | 0.0        | 0.0      | 0        | 0        | 0        | 0        | 1        |
| 2/5           | NE  | 0        | 0        | 0.0        | 0.0      | 0        | 0        | 0        | 0        | 1        |
| <b>TOTALS</b> |     | <b>2</b> | <b>0</b> | <b>0.0</b> | <b>0</b> | <b>0</b> | <b>0</b> | <b>0</b> | <b>0</b> | <b>2</b> |

**5**

**MATT BOSHER**  
**PUNTER**  
**MIAMI (FL.)**  
 (7TH YEAR WITH FALCONS)



**HEIGHT:**  
**6'0"**

**WEIGHT:**  
**208**

**BIRTHDATE:**  
**10/18/87**

**NFL EXP:**  
**7 YRS**

**ACQUIRED:**  
**D6-'11**

### **TRANSACTIONS**

- » Selected as a sixth round (192nd pick overall) draft choice by Atlanta in 2011.

### **2017 (FALCONS)**

- » Punted 22 times for 970 yards with a 42.8-yard average (41.6 net) and a 62-yard long kick. Has also kicked off 36 times with 23 touchbacks.

### **2016 (FALCONS)**

- » Punted 44 times for 2,060 yards with a 46.8-yard average (41.6 net average) one touchback and 21 kicks downed inside the 20 in 15 games this season.
- » Boomed a season long 68 yard punt at Denver (10/9). Averaged a career high 61.7 yards on three punts with one downed inside the Broncos 20-yard line.

### **CAREER**

- » In seven seasons, Boshers has punted 389 times for 17,831 yards while averaging a franchise best 45.9 yards per punt (40.5 net average). Has kicked off 561 times with 306 touchbacks.
- » Punted 58 times for 2,735 yards and averaged 47.2 yards per kick - 40.4 net yards per punt in 2015. Also boomed a career long 69-yard punt and dropped 24 kicks inside the 20-yard line. Added 74 kickoffs and set a career high with 52 touchbacks.
- » Held a 45.7 yard punting average, while also recording a 40.8 yard net punting average. Tied a career high with 27 punts dropped inside the 20-yard line in 2014.
- » Named NFC Special Teams Player of the Week in Week 15 at New Orleans when he downed four punts inside the 20, including three punts inside or at the 10-yard line.

- » Boasted a 46.6 yard punting average while breaking his own franchise record and ranking sixth in the NFL with a 41.1 yard net punting average in 2013. Also dropped 26 punts inside the 20-yard line.
- » Kicked off 73 times with 50 touchbacks and three recovered onside kicks. His consistency led to touchbacks on 68.5 percent of his kickoffs, a mark ranked third in the NFL in 2013.
- » Boshers' three successful onside kicks in 2013 were the most in the NFL since 2007 when Arizona's Neil Rackers also had three successful onside attempts.
- » Punted 60 times for 2,827 yards, with a 47.1 yard average and set a franchise record with a 40.7 yard net punting average in 2012.
- » His three touchbacks on punts in 2012 were the lowest total by a Falcons punter since Michael Koenen had three in 2009.
- » Set a franchise record with 45 touchbacks on kickoffs, breaking Koenen's club best 28 set in 2009.
- » Punted 70 times pinning opponents inside their own 20 yard line 27 times, which was tied for the fourth-highest total in a single season in team history in 2011.
- » Averaged 42.7 per kick and the Falcons allowed 4.8 yards per punt return, which was tops in the NFL in 2011.
- » In 2011, Falcons opponents started 62 of their 180 offensive possessions inside their own 20-yard line, which led the League.

### **COLLEGE**

- » Served as the Hurricanes primary placekicker and punter, appearing in 50 games during his career.

- » Set a school record after connecting on 14 consecutive field goal attempts between 2009 and 2010.
- » Posted a string of 105-straight PATs, which is the second-best streak in Miami annals. His 127 PATs and 260 points scored both placed seventh in Hurricanes annals.
- » Connected on 45 field goals as a Hurricane, posting a field goal percentage of 84.9 (45-of-53), including 9-of-13 attempts of 40-or-more yards.
- » As a punter, placed 70-of-234 attempts inside the 20-yard line, finishing with a 41.7-yard average, and averaged at least 40.0 yards in each of his four seasons handling punting duties.
- » Had 49 punts for 50 yards or longer and forced opponents to call for 82 fair catches.
- » Closed out his career ranked second in school history in consecutive PATs made (105), tied for fifth in field goals made (45), seventh in point after touchdowns made (127), in total points scored (260) and points scored kicking (260).
- » As a senior, earned first-team All-Atlantic Coast Conference honors as a punter from The NFL Draft Report and second-team accolades from the league's media and coaches. He was named the team's Special Teams Player of the Year and was a candidate for the Lowe's Senior Class Award.
- » In his junior season, earned All-Atlantic Coast Conference first-team honors as a kicker and

second-team recognition as a punter. Ranked second in the league with a 42.53-yard average on 51 punts for 2,169 yards, placing 23 kicks inside the 20-yard line with 12 attempts for 50 yards or longer, seven touchbacks and 21 fair catches.

- » As a sophomore, earned second-team All-ACC honors as a kicker and punter, while receiving the Jack Harding Award, given to the team's MVP. Was also a semi-finalist for the Lou Groza Award, given to the nation's top kicker.

## **PERSONAL**

- » Attended Jupiter (Fla.) High School where Scout.com regarded Boshier as the best kicker in the prep ranks, giving him a four-star prospect rating. He was also rated the top kicker in the nation by Rivals.com.
- » Earned U.S. Army All-American honors and was selected to play in the U.S. Army All American Bowl game after his senior season.
- » Was rated the state of Florida's best kicking specialist by the Florida Times-Union and the two-time All-State selection was also the recipient of the Lou Groza Award for Palm Beach County as a junior and senior.
- » Named the Atlanta Falcons Walter Payton Man of the Year award in 2012. The Atlanta Falcons Man of the Year award recognizes a player's off-the-field community service. Each team in the NFL nominates one player from their organization for this prestigious honor.

### BOSHER'S CAREER STATISTICS

| YEAR          | GP/GS        | PUNTING    |               |             |             |           |            |           |          |          | FIELD GOALS |            |          | KICKOFFS |          |          |            |            |
|---------------|--------------|------------|---------------|-------------|-------------|-----------|------------|-----------|----------|----------|-------------|------------|----------|----------|----------|----------|------------|------------|
|               |              | NO         | YDS           | AVG         | NET         | TB        | 20         | LG        | BK       | FG       | ATT         | %          | LG       | PAT      | ATT      | PTS      | KO         | TB         |
| 2011          | ATL 16/0     | 70         | 2,990         | 42.7        | 38.9        | 4         | 27         | 59        | 1        | 0        | 0           | 0.0        | 0        | 0        | 0        | 0        | 87         | 25         |
| 2012          | ATL 16/0     | 60         | 2,847         | 46.7        | 40.7        | 4         | 22         | 63        | 2        | 0        | 0           | 0.0        | 0        | 0        | 0        | 0        | 93         | 45         |
| 2013          | ATL 16/0     | 68         | 3,166         | 46.6        | 41.1        | 2         | 26         | 63        | 2        | 0        | 0           | 0.0        | 0        | 0        | 0        | 0        | 73         | 50         |
| 2014          | ATL 16/0     | 67         | 3,063         | 45.7        | 40.8        | 4         | 27         | 66        | 0        | 0        | 0           | 0.0        | 0        | 0        | 0        | 0        | 83         | 46         |
| 2015          | ATL 16/0     | 58         | 2,735         | 47.2        | 40.4        | 4         | 24         | 69        | 1        | 0        | 0           | 0.0        | 0        | 0        | 0        | 0        | 74         | 52         |
| 2016          | ATL 15/0     | 44         | 2,060         | 46.8        | 41.6        | 1         | 21         | 68        | 0        | 0        | 0           | 0.0        | 0        | 0        | 0        | 0        | 105        | 65         |
| 2017          | ATL 7/0      | 22         | 970           | 44.1        | 41.0        | 0         | 9          | 62        | 0        | 0        | 0           | 0.0        | 0        | 0        | 0        | 0        | 36         | 23         |
| <b>TOTALS</b> | <b>102/0</b> | <b>389</b> | <b>17,831</b> | <b>45.8</b> | <b>41.2</b> | <b>19</b> | <b>156</b> | <b>69</b> | <b>6</b> | <b>0</b> | <b>0</b>    | <b>0.0</b> | <b>0</b> | <b>0</b> | <b>0</b> | <b>0</b> | <b>561</b> | <b>306</b> |

### BOSHER'S POSTSEASON STATISTICS


| YEAR          | GP/GS      | PUNTING   |            |             |             |          |          |           |          |          | FIELD GOALS |            |          | KICKOFFS |          |          |           |           |
|---------------|------------|-----------|------------|-------------|-------------|----------|----------|-----------|----------|----------|-------------|------------|----------|----------|----------|----------|-----------|-----------|
|               |            | NO        | YDS        | AVG         | NET         | TB       | 20       | LG        | BK       | FG       | ATT         | %          | LG       | PAT      | ATT      | PTS      | KO        | TB        |
| 2011          | ATL 1/0    | 7         | 322        | 46.0        | 42.0        | 0        | 1        | 59        | 0        | 0        | 0           | 0.0        | 0        | 0        | 0        | 0        | 1         | 0         |
| 2012          | ATL 2/0    | 4         | 174        | 43.5        | 32.5        | 0        | 1        | 48        | 0        | 0        | 0           | 0.0        | 0        | 0        | 0        | 0        | 11        | 7         |
| 2016          | ATL 3/0    | 11        | 492        | 44.7        | 39.4        | 1        | 7        | 60        | 0        | 0        | 0           | 0.0        | 0        | 0        | 0        | 0        | 21        | 14        |
| <b>TOTALS</b> | <b>6/0</b> | <b>22</b> | <b>988</b> | <b>44.9</b> | <b>39.0</b> | <b>1</b> | <b>9</b> | <b>60</b> | <b>0</b> | <b>0</b> | <b>0</b>    | <b>0.0</b> | <b>0</b> | <b>0</b> | <b>0</b> | <b>0</b> | <b>33</b> | <b>21</b> |



Matt Boshers's 45.9 career punt average is the best in franchise history.

**3**

**MATT BRYANT**  
**PLACEKICER**  
**BAYLOR**  
 (9TH YEAR WITH FALCONS)



**HEIGHT:** 5'9" | **WEIGHT:** 203 | **BIRTHDATE:** 5/29/75 | **NFL EXP:** 16 YRS | **ACQUIRED:** FA-'09

### TRANSACTIONS

- » Originally signed as a free agent by the New York Giants in 2002 and was allocated to NFL Europa.
- » Released by the Giants in 2004 and competed in four games between the Indianapolis Colts and Miami Dolphins.
- » Signed by Tampa Bay as a free agent on March 2, 2005.
- » Released by the Buccaneers on September 5, 2009 and competed with the Florida Tuskers of the UFL.
- » Signed by the Falcons as a free agent on December 1, 2009.
- » Signed by the Falcons as a free agent on July 29, 2011.

### 2017 (FALCONS)

- » Has converted 14 of his 17 field goal attempts and all 15 of his extra points in 2017. Has totaled 57 points.
- » Connected from 50+ yards twice against Green Bay in Week 2. Has four career games with two 50+ yard kicks.

### 2016 (FALCONS)

- » Named to his first career Pro Bowl in 2016. Converted 34-of-37 field goal attempts, including a 59-yard long, while adding 56 extra points. Lead the league in scoring with 158 points, setting a new franchise record.
- » Bryant's 158 points in 2016 led the NFL and rank tied for the 10th most in a single season in NFL history.
- » Became the Falcons all-time leading scorer, surpassing Morten Andersen (806) against Green Bay (10/30). Has totaled 884 points in his Falcons career.

- » Surpassed Andersen's franchise record for career field goals with his 185th kick at Philadelphia (11/13).
- » Booted a 59-yard field goal against Kansas City (12/4), his longest field goal of the season and the second longest kick of his career.

### CAREER

- » In nine seasons in Atlanta, has connected on 210 of 2239 field goals (87.9 percent), including 27 of 36 kicks from beyond 50 yards. Has tallied 949 points during his Falcons career, breaking the franchise record of 806 points in 2016.
- » Converted 14-of-18 field goals in 10 games before being placed on injured reserve in 2015. Also made all 26 of his PAT attempts.
- » Connected on two of his four field goal attempts against Washington (10/11). His streak of 28 straight made field goals was the second-longest in team history behind his stretch of 30 consecutive FGs between 2010 and 2011.
- » Connected on 29 of his 32 field goals, including several game winners, and moved into second on the franchise's all-time scoring list. Also had an NFL best seven kicks from 50-yards-or-longer in 2014.
- » Became the fourth player in NFL history to kick a 50+ yard field goal with less than a minute remaining in regulation to force overtime in addition to converting a 50+ game-winning field goal in overtime vs. New Orleans (9/7/14).
- » Was five-for-five on field goal attempts, which is a career high. His 17 total points tied him for the fourth-highest point total by any kicker in a single game in franchise history vs. Arizona (11/30/14).
- » Hit 33 of 38 field goal attempts (86.8 percent) in 2012, including all four of his attempts of 50 yards or longer. Also connected on all 44 of his extra point attempts and scored 143 points.

- » Hit a 49-yard game winning field goal with 13 seconds remaining in the Falcons NFC Divisional Playoff matchup with the Seattle Seahawks (1/13/13).
- » In 2012, ranked third in the NFL and set a franchise record with 143 points, breaking Jay Feely's previous record of 138 set in 2002.
- » In 2011, set a franchise record by connecting on 30 consecutive field goals, breaking K Norm Johnson's record of 26 in a row set between 1992 and 1993.
- » Kicked the second-longest game-winning field goal in NFL history after splitting the uprights on a 62-yarder against Philadelphia in 2006.
- » Has earned NFC Player of the Week honors seven times (twice with the Buccaneers, the New York Giants and three times with the Falcons), including two times in 2010, and player of the month honors once during his career.

## **COLLEGE**

- » A graduate of Baylor University, ranked seventh on the school's all-time scoring list with 105 points (21 field goals and 42 extra points).
- » His 21 field goals placed him fifth in Bears history while his 42 of 42 PATs set the school record with a 100 percent success rate.
- » Attended Trinity Valley Junior College for two years and was twice named a junior college All-America selection.

## **PERSONAL**

- » Attended Bridge City High School in Texas where his 52-yard field goal is still the school record.
- » Following the 2008 season, was honored by the PFWA with the Halas Award, which goes to the individual in the NFL who overcame the most adversity to succeed during a season.
- » Was named the Buccaneers 2007 Man of the Year and a finalist for the NFL Walter Payton Man of the Year award for his work on and off the football field.
- » Was the Buccaneers 2008 Ed Block Courage Award recipient.
- » Married to Melissa, and the couple has seven children. The couple's youngest son, Matthew Tryson, passed away in September of 2008.
- » Attended several events to support the March of Dimes Georgia chapter during the 2010 season. He attended a special Prematurity Town Hall Forum at Zoo Atlanta, Bowling for Babies and an Evening of Excellence, where he and his wife, Melissa, spoke about how the March of Dimes has impacted their lives and the great work that they do to support babies all across the nation.
- » Participated in the Extra Yard partnership program and donated his tickets to the March of Dimes Georgia.
- » Attended a special night at Andretti's Indoor Karting & Games with several children from the Make A Wish Foundation of Georgia/Alabama, bowling for Challenged Child & Friends and Fishing with the Falcons (a special fishing outing on Lake Lanier with wounded military veterans).



### BRYANT'S CAREER STATISTICS

|               |              | FIELD GOALS |            |             |           |            |            | KICKOFFS     |            |           |          |           |             |           |          |          |           |          |
|---------------|--------------|-------------|------------|-------------|-----------|------------|------------|--------------|------------|-----------|----------|-----------|-------------|-----------|----------|----------|-----------|----------|
| YEAR          | GP/GS        | FG          | ATT        | %           | LG        | PAT        | ATT        | PTS          | KO         | TB        | NO       | YD        | AVG         | NET       | TB       | 20       | LG        | BK       |
| 2002          | NYG 16/0     | 26          | 32         | 81.3        | 47        | 30         | 32         | 108          | 70         | 2         | 0        | 0         | 0.0         | 0         | 0        | 0        | 0         | 0        |
| 2003          | NYG 11/0     | 11          | 14         | 78.6        | 47        | 17         | 17         | 50           | 38         | 2         | 0        | 0         | 0.0         | 0         | 0        | 0        | 0         | 0        |
| 2004          | IND/MIA 4/0  | 3           | 4          | 75.0        | 47        | 12         | 12         | 21           | 18         | 0         | 0        | 0         | 0.0         | 0         | 0        | 0        | 0         | 0        |
| 2005          | TB 15/0      | 21          | 25         | 84.0        | 50        | 31         | 31         | 94           | 66         | 5         | 0        | 0         | 0.0         | 0         | 0        | 0        | 0         | 0        |
| 2006          | TB 16/0      | 17          | 22         | 77.3        | 62        | 23         | 23         | 73           | 53         | 4         | 0        | 0         | 0.0         | 0         | 0        | 0        | 0         | 0        |
| 2007          | TB 16/0      | 28          | 33         | 84.8        | 49        | 34         | 34         | 118          | 74         | 6         | 0        | 0         | 0.0         | 0         | 0        | 0        | 0         | 0        |
| 2008          | TB 16/0      | 32          | 38         | 84.2        | 49        | 35         | 36         | 131          | 81         | 6         | 0        | 0         | 0.0         | 0         | 0        | 0        | 0         | 0        |
| 2009          | ATL 5/0      | 7           | 10         | 70.0        | 51        | 10         | 10         | 31           | 0          | 0         | 1        | 36        | 36.0        | 36        | 0        | 1        | 36        | 0        |
| 2010          | ATL 16/0     | 28          | 31         | 90.3        | 51        | 44         | 44         | 128          | 0          | 0         | 0        | 0         | 0.0         | 0         | 0        | 0        | 0         | 0        |
| 2011          | ATL 16/0     | 27          | 29         | 93.1        | 51        | 45         | 45         | 126          | 0          | 0         | 0        | 0         | 0.0         | 0         | 0        | 0        | 0         | 0        |
| 2012          | ATL 16/0     | 33          | 38         | 86.8        | 55        | 44         | 44         | 143          | 0          | 0         | 0        | 0         | 0.0         | 0         | 0        | 0        | 0         | 0        |
| 2013          | ATL 16/0     | 24          | 27         | 88.9        | 53        | 39         | 39         | 111          | 0          | 0         | 0        | 0         | 0.0         | 0         | 0        | 0        | 0         | 0        |
| 2014          | ATL 16/0     | 29          | 32         | 90.6        | 54        | 40         | 40         | 127          | 0          | 0         | 0        | 0         | 0.0         | 0         | 0        | 0        | 0         | 0        |
| 2015          | ATL 10/0     | 14          | 18         | 77.8        | 47        | 26         | 26         | 68           | 0          | 0         | 0        | 0         | 0.0         | 0         | 0        | 0        | 0         | 0        |
| 2016          | ATL 16/0     | 34          | 37         | 91.9        | 59        | 56         | 57         | 158          | 0          | 0         | 0        | 0         | 0.0         | 0         | 0        | 0        | 0         | 0        |
| 2017          | ATL 7/0      | 14          | 17         | 82.4        | 53        | 15         | 15         | 43           | 0          | 0         | 0        | 0         | 0.0         | 0         | 0        | 0        | 0         | 0        |
| <b>TOTALS</b> | <b>212/0</b> | <b>348</b>  | <b>407</b> | <b>85.5</b> | <b>62</b> | <b>500</b> | <b>505</b> | <b>1,530</b> | <b>406</b> | <b>25</b> | <b>1</b> | <b>36</b> | <b>36.0</b> | <b>36</b> | <b>0</b> | <b>1</b> | <b>36</b> | <b>0</b> |

### BRYANT'S PLAYOFF STATISTICS

|               |            | FIELD GOALS |           |             |           |           |           | KICKOFFS  |           |          |          |          |            |          |          |          |          |          |
|---------------|------------|-------------|-----------|-------------|-----------|-----------|-----------|-----------|-----------|----------|----------|----------|------------|----------|----------|----------|----------|----------|
| YEAR          | GP/GS      | FG          | ATT       | %           | LG        | PAT       | ATT       | PTS       | KO        | TB       | NO       | YD       | AVG        | NET      | TB       | 20       | LG       | BK       |
| 2002          | NYG 1/0    | 1           | 2         | 50.0        | 21        | 5         | 5         | 8         | 7         | 0        | 0        | 0        | 0.0        | 0        | 0        | 0        | 0        | 0        |
| 2005          | TB 1/0     | 1           | 1         | 100.0       | 43        | 1         | 1         | 4         | 3         | 0        | 0        | 0        | 0.0        | 0        | 0        | 0        | 0        | 0        |
| 2007          | TB 1/0     | 0           | 0         | -           | -         | 2         | 2         | 2         | 3         | 0        | 0        | 0        | 0.0        | 0        | 0        | 0        | 0        | 0        |
| 2010          | ATL 1/0    | 0           | 0         | -           | -         | 3         | 3         | 3         | 0         | 0        | 0        | 0        | 0.0        | 0        | 0        | 0        | 0        | 0        |
| 2012          | ATL 2/0    | 4           | 4         | 100.0       | 49        | 6         | 6         | 18        | 0         | 0        | 0        | 0        | 0.0        | 0        | 0        | 0        | 0        | 0        |
| 2016          | ATL 3/0    | 3           | 3         | 100.0       | 35        | 13        | 14        | 22        | 0         | 0        | 0        | 0        | 0.0        | 0        | 0        | 0        | 0        | 0        |
| <b>TOTALS</b> | <b>9/0</b> | <b>9</b>    | <b>10</b> | <b>90.0</b> | <b>49</b> | <b>30</b> | <b>31</b> | <b>57</b> | <b>13</b> | <b>0</b> | <b>0</b> | <b>0</b> | <b>0.0</b> | <b>0</b> | <b>0</b> | <b>0</b> | <b>0</b> | <b>0</b> |

**59****DE'VONDRE CAMPBELL**  
**LINEBACKER**  
**MINNESOTA**  
(2ND YEAR WITH FALCONS)**HEIGHT:**  
**6"5'****WEIGHT:**  
**239****BIRTHDATE:**  
**7/1/93****NFL EXP:**  
**2****ACQUIRED:**  
**D4-'16****TRANSACTIONS**

- » Selected by the Falcons in the fourth round (115th overall) of the 2016 NFL Draft.

**2017 (FALCONS)**

- » Has recorded 38 tackles (27 solo) with two sacks, four quarterback hits, three tackles for loss, one forced fumble, and four passes defensed in six games. Tallied his first career sack in Week 2, dropping QB Aaron Rodgers for an 8-yard loss.

**2016 (FALCONS)**

- » In 10 games, notched 48 tackles (35 solo) with five tackles for loss, one quarterback hit, one forced fumble, one interception, and seven passes defensed.
- » Started at linebacker in his NFL debut against Tampa Bay (9/11). Posted four tackles (four solo) with one tackle for loss.
- » Snagged his first career interception, picking off QB Carson Palmer, to seal Atlanta's 38-19 win over Arizona (11/27). Added four tackles and three passes defensed.

**COLLEGE**

- » Played in 39 games with 27 starts during his three years with the Gophers. He finished his career at Minnesota with 208 tackles, 16 tackles for loss, and 6.5 sacks.
- » During his senior season, Campbell was named All-Big Ten Honorable Mention after recording a team high four sacks, and posting three straight games with double-digit tackles.
- » In 2015, competed in 13 games and started 11. finished third on the team with 92 tackles, including 6.5 tackles for loss (team-high 4.0 sacks). Broke up three passes to go along with an interception and forced fumble.
- » Started all 13 games as a junior in 2014 and was named an Academic All-Big Ten selection.

**2017 GAME-BY-GAME STATISTICS**

| DATE          | OPP  | TK        | SO        | SK         | YDS         | INT      | YDS      | FF       | FR       | PD        |
|---------------|------|-----------|-----------|------------|-------------|----------|----------|----------|----------|-----------|
| 9/10          | @CHI | 6         | 4         | 0.0        | 0.0         | 0        | 0        | 0        | 0        | 1         |
| 9/17          | GB   | 8         | 6         | 1.0        | 8.0         | 0        | 0        | 0        | 0        | 1         |
| 9/24          | @DET | 3         | 2         | 0.0        | 0.0         | 0        | 0        | 0        | 0        | 0         |
| 10/1          | BUF  | 5         | 4         | 0.0        | 0.0         | 0        | 0        | 0        | 0        | 0         |
| 10/15         | MIA  | 4         | 2         | 0.0        | 0.0         | 0        | 0        | 0        | 0        | 2         |
| 10/22         | @NE  | 8         | 7         | 1.0        | 7.0         | 0        | 0        | 1        | 0        | 0         |
| 10/29         | @NYJ | 4         | 2         | 0.0        | 0.0         | 0        | 0        | 0        | 0        | 0         |
| 11/5          | @CAR | -         | -         | --         | --          | -        | -        | -        | -        | -         |
| 11/12         | DAL  | -         | -         | --         | --          | -        | -        | -        | -        | -         |
| 11/20         | @SEA | -         | -         | --         | --          | -        | -        | -        | -        | -         |
| 11/26         | TB   | -         | -         | --         | --          | -        | -        | -        | -        | -         |
| 12/3          | MIN  | -         | -         | --         | --          | -        | -        | -        | -        | -         |
| 12/7          | NO   | -         | -         | --         | --          | -        | -        | -        | -        | -         |
| 12/18         | @TB  | -         | -         | --         | --          | -        | -        | -        | -        | -         |
| 12/24         | @NO  | -         | -         | --         | --          | -        | -        | -        | -        | -         |
| 12/31         | CAR  | -         | -         | --         | --          | -        | -        | -        | -        | -         |
| <b>TOTALS</b> |      | <b>38</b> | <b>27</b> | <b>2.0</b> | <b>15.0</b> | <b>0</b> | <b>0</b> | <b>1</b> | <b>0</b> | <b>4</b>  |
| <b>CAREER</b> |      | <b>86</b> | <b>62</b> | <b>2.0</b> | <b>15.0</b> | <b>1</b> | <b>7</b> | <b>2</b> | <b>0</b> | <b>11</b> |

Finished third on the team with 75 tackles and added 6.5 tackles for loss with 2.5 sacks. Recovered three fumbles, returned an interception for a touchdown, and broke up one pass.

- » Played in 13 games and started three as a sophomore. Notched 41 tackles, including 3.0 tackles for loss. Broke up one pass and forced one fumble. Made his Minnesota debut against UNLV after transferring from Hutchinson Community College. Recorded three solo tackles, including one tackle for loss in that game.

**PERSONAL**

- » Helped lead Hutchinson Community College to a 9-3 record and a win in the 2012 Salt City Bowl. Collared 83 tackles (25 solo), averaging 6.9 tackles per game. Recorded eight tackles for loss, 3.5 sacks, four passes defensed and one fumble recovery. Also returned an interception 34 yards for a touchdown.
- » Son of Luther and Cathryn Campbell. Earned his degree in business and marketing education and is currently working on his certificate program in human resource development.

### CAMPBELL'S CAREER STATISTICS

| YEAR         | GP/GS | TK           | SO        | AST       | SK        | YDS        | INT         | YDS      | LG       | TD       | PD       | FF        | FR       | YDS      | TD       |
|--------------|-------|--------------|-----------|-----------|-----------|------------|-------------|----------|----------|----------|----------|-----------|----------|----------|----------|
| 2016         | ATL   | 11/10        | 48        | 35        | 13        | 0.0        | 0.0         | 1        | 7        | 0        | 0        | 7         | 1        | 0        | 0        |
| 2017         | ATL   | 7/7          | 38        | 27        | 11        | 2.0        | 15.0        | 0        | 0        | 0        | 0        | 4         | 1        | 0        | 0        |
| <b>TOTAL</b> |       | <b>18/17</b> | <b>86</b> | <b>62</b> | <b>24</b> | <b>2.0</b> | <b>15.0</b> | <b>1</b> | <b>7</b> | <b>0</b> | <b>0</b> | <b>11</b> | <b>2</b> | <b>0</b> | <b>0</b> |

### CAMPBELL'S POSTSEASON STATISTICS

| YEAR         | GP/GS | TK         | SO        | AST      | SK       | YDS        | INT        | YDS      | LG       | TD       | PD       | FF       | FR       | YDS      | TD       |
|--------------|-------|------------|-----------|----------|----------|------------|------------|----------|----------|----------|----------|----------|----------|----------|----------|
| 2016         | ATL   | 3/3        | 11        | 8        | 3        | 0.0        | 0.0        | 0        | 0        | 0        | 0        | 0        | 0        | 0        | 0        |
| <b>TOTAL</b> |       | <b>3/3</b> | <b>11</b> | <b>8</b> | <b>3</b> | <b>0.0</b> | <b>0.0</b> | <b>0</b> | <b>0</b> | <b>0</b> | <b>0</b> | <b>0</b> | <b>0</b> | <b>0</b> | <b>0</b> |

### 2016 GAME-BY-GAME STATISTICS

| DATE          | OPP  | TK        | SO        | SK         | YDS        | INT      | YDS      | FF       | FR       | PD       |
|---------------|------|-----------|-----------|------------|------------|----------|----------|----------|----------|----------|
| 9/11          | TB   | 4         | 4         | 0.0        | 0.0        | 0        | 0        | 0        | 0        | 0        |
| 9/18          | @OAK | INACTIVE  |           |            |            |          |          |          |          |          |
| 9/26          | @NO  | INACTIVE  |           |            |            |          |          |          |          |          |
| 10/2          | CAR  | INACTIVE  |           |            |            |          |          |          |          |          |
| 10/9          | @DEN | INACTIVE  |           |            |            |          |          |          |          |          |
| 10/16         | @SEA | 3         | 2         | 0.0        | 0.0        | 0        | 0        | 0        | 0        | 0        |
| 10/23         | SD   | 10        | 6         | 0.0        | 0.0        | 0        | 0        | 0        | 0        | 0        |
| 10/30         | GB   | 5         | 4         | 0.0        | 0.0        | 0        | 0        | 0        | 0        | 0        |
| 11/3          | @TB  | 9         | 8         | 0.0        | 0.0        | 0        | 0        | 1        | 0        | 1        |
| 11/23         | @PHI | 2         | 1         | 0.0        | 0.0        | 0        | 0        | 0        | 0        | 1        |
| 11/27         | ARI  | 4         | 4         | 0.0        | 0.0        | 1        | 7        | 0        | 0        | 3        |
| 12/4          | KC   | 5         | 3         | 0.0        | 0.0        | 0        | 0        | 0        | 0        | 0        |
| 12/11         | @LA  | 1         | 1         | 0.0        | 0.0        | 0        | 0        | 0        | 0        | 1        |
| 12/18         | SF   | 1         | 0         | 0.0        | 0.0        | 0        | 0        | 0        | 0        | 0        |
| 12/24         | @CAR | INACTIVE  |           |            |            |          |          |          |          |          |
| 1/1           | NO   | 4         | 2         | 0.0        | 0.0        | 0        | 0        | 0        | 0        | 1        |
| <b>TOTALS</b> |      | <b>48</b> | <b>35</b> | <b>0.0</b> | <b>0.0</b> | <b>1</b> | <b>7</b> | <b>1</b> | <b>0</b> | <b>7</b> |
| <b>CAREER</b> |      | <b>48</b> | <b>35</b> | <b>0.0</b> | <b>0.0</b> | <b>1</b> | <b>7</b> | <b>1</b> | <b>0</b> | <b>7</b> |

### 2016 POSTSEASON STATISTICS

| DATE          | OPP | TK        | SO       | SK         | YDS        | INT      | YDS      | FF       | FR       | PD       |
|---------------|-----|-----------|----------|------------|------------|----------|----------|----------|----------|----------|
| 1/14          | SEA | 4         | 3        | 0.0        | 0.0        | 0        | 0        | 0        | 0        | 0        |
| 1/22          | GB  | 3         | 2        | 0.0        | 0.0        | 0        | 0        | 0        | 0        | 0        |
| 2/5           | NE  | 4         | 3        | 0.0        | 0.0        | 0        | 0        | 0        | 0        | 0        |
| <b>TOTALS</b> |     | <b>11</b> | <b>8</b> | <b>0.0</b> | <b>0.0</b> | <b>0</b> | <b>0</b> | <b>0</b> | <b>0</b> | <b>0</b> |

**99****ADRIAN CLAYBORN**  
**DEFENSIVE END**  
**IOWA**  
(3RD YEAR WITH FALCONS)**HEIGHT:**  
**6'3"****WEIGHT:**  
**280****BIRTHDATE:**  
**7/6/88****NFL EXP:**  
**7 YRS****ACQUIRED:**  
**FA-'15**

### TRANSACTIONS

- » Originally selected by the Tampa Bay Buccaneers in the first round (20th overall) of the 2011 NFL Draft.
- » Signed by the Falcons on March 12, 2015.

### 2017 (FALCONS)

- » Notched eight tackles (seven solo), two sacks, two tackles for loss, and three quarterback hits in six games this season. Posted sacks in back-to-back games in Week 2 (Green Bay) and Week 3 (Detroit).

### 2016 (FALCONS)

- » Played in 13 games with six starts, totaling 22 tackles, 4.5 sacks, eight tackles for loss, 14 quarterback hit, one fumble recovery, one touchdown, and one pass defense.
- » Scored his first career touchdown on a five-yard fumble return against San Diego (10/23). Added three tackles, one sack, two tackles for loss, two quarterback hits and one pass defense.
- » Posted the first multi-sack game of his career, dropping Aaron Rodgers twice in a Week 8 meeting with Green Bay (10/30). Added three tackles, two quarterback hits, and two tackles for loss.

### CAREER

- » Has played in 72 games with 48 starts, tallying 156 total tackles (116 solo) with 22.5 sacks, five forced fumbles, two fumble recoveries, and two passes defensed.
- » Played in all 16 games with four starts in his first year with the Falcons in 2015. Collared 15 tackles (14 solo) with three sacks and one fumble recovery.

### 2017 GAME-BY-GAME STATISTICS

| DATE          | OPP  | TK         | SO         | SK          | YDS          | INT      | YDS      | FF       | FR       | PD       |
|---------------|------|------------|------------|-------------|--------------|----------|----------|----------|----------|----------|
| 9/10          | @CHI | 1          | 1          | 0.0         | 0.0          | 0        | 0        | 0        | 0        | 0        |
| 9/17          | GB   | 1          | 1          | 1.0         | 12.0         | 0        | 0        | 0        | 0        | 0        |
| 9/24          | @DET | 2          | 2          | 1.0         | 8.0          | 0        | 0        | 0        | 0        | 1        |
| 10/1          | BUF  | 1          | 1          | 0.0         | 0.0          | 0        | 0        | 0        | 0        | 0        |
| 10/15         | MIA  | 1          | 0          | 0.0         | 0.0          | 0        | 0        | 0        | 0        | 0        |
| 10/22         | @NE  | 0          | 0          | 0.0         | 0.0          | 0        | 0        | 0        | 0        | 0        |
| 10/29         | @NYJ | 2          | 2          | 0.0         | 0.0          | 0        | 0        | 0        | 0        | 0        |
| 11/5          | @CAR | -          | -          | --          | --           | -        | -        | -        | -        | -        |
| 11/12         | DAL  | -          | -          | --          | --           | -        | -        | -        | -        | -        |
| 11/20         | @SEA | -          | -          | --          | --           | -        | -        | -        | -        | -        |
| 11/26         | TB   | -          | -          | --          | --           | -        | -        | -        | -        | -        |
| 12/3          | MIN  | -          | -          | --          | --           | -        | -        | -        | -        | -        |
| 12/7          | NO   | -          | -          | --          | --           | -        | -        | -        | -        | -        |
| 12/18         | @TB  | -          | -          | --          | --           | -        | -        | -        | -        | -        |
| 12/24         | @NO  | -          | -          | --          | --           | -        | -        | -        | -        | -        |
| 12/31         | CAR  | -          | -          | --          | --           | -        | -        | -        | -        | -        |
| <b>TOTALS</b> |      | <b>8</b>   | <b>7</b>   | <b>2.0</b>  | <b>20.0</b>  | <b>0</b> | <b>0</b> | <b>0</b> | <b>0</b> | <b>1</b> |
| <b>CAREER</b> |      | <b>156</b> | <b>116</b> | <b>22.5</b> | <b>151.0</b> | <b>0</b> | <b>0</b> | <b>5</b> | <b>2</b> | <b>2</b> |

- » Started all 16 games and recorded a career-high with 64 tackles, including 19 for loss, six sacks, and two forced fumbles in 2013. His 19 tackles for loss that season ranked fourth in the NFL behind DE Robert Quinn (23), DE J.J. Watt (22), and LB Lavonte David (20). Added 14.5 run stuffs, which tied for the NFL lead, with David and Watt, according to STATS, LLC.
- » Started the first three games of the 2012 season before seeing the year cut short by injury.
- » As a rookie in 2011, started all 16 game and posted 54 tackles (26 solo), 7.5 sacks, and three forced fumbles.

### COLLEGE

- » Was a two-time team captain that started in 37 of 50 games played, including his last 30 games during his Iowa career (2007-10). He recorded 192 tackles to go with 19.0 sacks, 37.5 tackles for loss, seven forced fumbles, and one fumble recovery while earning All-Big Ten honors following his junior and senior seasons.

## PERSONAL

» Attended Webster Groves High School where he was a four-year letterman and team captain. Recorded 240 tackles, five sacks, four forced fumbles and three interceptions on defense in his career, while adding 42 receptions for 691 yards (16.45 ypc) and 10 touchdowns on offense.

» Racked up 103 tackles with three sacks, a forced fumble and an interception as a senior while earning all-state and all-conference honors as a linebacker and tight end. Was named the Missouri Player of the Year.

### 2016 GAME-BY-GAME STATISTICS

| DATE          | OPP  | TK         | SO         | SK          | YDS          | INT      | YDS      | FF       | FR       | PD       |
|---------------|------|------------|------------|-------------|--------------|----------|----------|----------|----------|----------|
| 9/11          | TB   | 2          | 2          | 0.0         | 0.0          | 0        | 0        | 0        | 0        | 0        |
| 9/18          | @OAK | 2          | 2          | 0.0         | 0.0          | 0        | 0        | 0        | 0        | 0        |
| 9/26          | @NO  | 0          | 0          | 0.0         | 0.0          | 0        | 0        | 0        | 0        | 0        |
| 10/2          | CAR  | 3          | 3          | 0.0         | 0.0          | 0        | 0        | 0        | 0        | 0        |
| 10/9          | @DEN | 3          | 2          | 0.5         | 3.0          | 0        | 0        | 0        | 0        | 0        |
| 10/16         | @SEA | 1          | 1          | 0.0         | 0.0          | 0        | 0        | 0        | 0        | 0        |
| 10/23         | SD   | 3          | 3          | 1.0         | 5.0          | 0        | 0        | 0        | 1        | 1        |
| 10/30         | GB   | 3          | 3          | 2.0         | 16.0         | 0        | 0        | 0        | 0        | 0        |
| 11/3          | @TB  | 3          | 3          | 1.0         | 5.0          | 0        | 0        | 0        | 0        | 0        |
| 11/23         | @PHI | 0          | 0          | 0.0         | 0.0          | 0        | 0        | 0        | 0        | 0        |
| 11/27         | ARI  | 0          | 0          | 0.0         | 0.0          | 0        | 0        | 0        | 0        | 0        |
| 12/4          | KC   | INACTIVE   |            |             |              |          |          |          |          |          |
| 12/11         | @LA  | INACTIVE   |            |             |              |          |          |          |          |          |
| 12/18         | SF   | INACTIVE   |            |             |              |          |          |          |          |          |
| 12/24         | @CAR | 2          | 0          | 0.0         | 0.0          | 0        | 0        | 0        | 0        | 0        |
| 1/1           | NO   | 0          | 0          | 0.0         | 0.0          | 0        | 0        | 0        | 0        | 0        |
| <b>TOTALS</b> |      | <b>22</b>  | <b>19</b>  | <b>4.5</b>  | <b>29.0</b>  | <b>0</b> | <b>0</b> | <b>0</b> | <b>1</b> | <b>1</b> |
| <b>CAREER</b> |      | <b>148</b> | <b>109</b> | <b>20.5</b> | <b>131.0</b> | <b>0</b> | <b>0</b> | <b>5</b> | <b>2</b> | <b>1</b> |

### 2015 GAME-BY-GAME STATISTICS

| DATE          | OPP  | TK         | SO        | SK          | YDS         | INT      | YDS      | FF       | FR       | PD       |
|---------------|------|------------|-----------|-------------|-------------|----------|----------|----------|----------|----------|
| 9/14          | PHI  | 1          | 1         | 0.0         | 0.0         | 0        | 0        | 0        | 0        | 0        |
| 9/20          | @NYG | 0          | 0         | 0.0         | 0.0         | 0        | 0        | 0        | 0        | 0        |
| 9/27          | @DAL | 2          | 2         | 1.0         | 3.0         | 0        | 0        | 0        | 0        | 0        |
| 10/4          | HOU  | 0          | 0         | 0.0         | 0.0         | 0        | 0        | 0        | 0        | 0        |
| 10/11         | WAS  | 2          | 2         | 0.0         | 0.0         | 0        | 0        | 0        | 0        | 0        |
| 10/15         | @NO  | 2          | 2         | 1.0         | 8.0         | 0        | 0        | 0        | 0        | 0        |
| 10/25         | @TEN | 0          | 0         | 0.0         | 0.0         | 0        | 0        | 0        | 0        | 0        |
| 11/1          | TB   | 1          | 1         | 0.0         | 0.0         | 0        | 0        | 0        | 0        | 0        |
| 11/8          | @SF  | 0          | 0         | 0.0         | 0.0         | 0        | 0        | 0        | 0        | 0        |
| 11/22         | IND  | 2          | 2         | 0.0         | 0.0         | 0        | 0        | 0        | 0        | 0        |
| 11/29         | MIN  | 1          | 1         | 0.0         | 0.0         | 0        | 0        | 0        | 0        | 0        |
| 12/6          | @TB  | 1          | 0         | 0.0         | 0.0         | 0        | 0        | 0        | 0        | 0        |
| 12/13         | @CAR | 1          | 1         | 0.0         | 0.0         | 0        | 0        | 0        | 0        | 0        |
| 12/20         | @JAX | 1          | 1         | 1.0         | 7.0         | 0        | 0        | 0        | 0        | 0        |
| 12/27         | CAR  | 0          | 0         | 0.0         | 0.0         | 0        | 0        | 0        | 1        | 0        |
| 1/3           | NO   | 1          | 1         | 0.0         | 0.0         | 0        | 0        | 0        | 0        | 0        |
| <b>TOTALS</b> |      | <b>15</b>  | <b>14</b> | <b>3.0</b>  | <b>18.0</b> | <b>0</b> | <b>0</b> | <b>0</b> | <b>1</b> | <b>0</b> |
| <b>CAREER</b> |      | <b>124</b> | <b>88</b> | <b>16.0</b> | <b>18.0</b> | <b>0</b> | <b>0</b> | <b>0</b> | <b>1</b> | <b>0</b> |

# 40

## DERRICK COLEMAN

**FULLBACK**  
**UCLA**  
(1ST YEAR WITH FALCONS)



**HEIGHT:**  
**6'0"**

**WEIGHT:**  
**233**

**BIRTHDATE:**  
**10/18/90**

**NFL EXP:**  
**4 YRS**

**ACQUIRED:**  
**FA-'17**

### TRANSACTIONS

- » Signed by the Minnesota Vikings as a college free agent following the 2012 NFL Draft.
- » Signed by the Seattle Seahawks in December of 2012.
- » Signed by the Atlanta Falcons on March 21, 2017.

### 2017 (FALCONS)

- » Serves as the lead blocker for an Atlanta rushing attack is averaging 123.3 yards per game on the ground. Leads the NFL with 10 special teams tackles.

### CAREER

- » In three seasons, has seen action in 38 games with 10 starts. Has recorded 10 carries for 35 yards in addition to 11 catches for 91 yards and a pair of touchdowns.
- » Coleman is the first deaf offensive player in the NFL.

### COLLEGE


- » Played in 48 games during his career at UCLA. Ran for 1,780 yards on 341 carries, averaging 5.2 yards per carry and scoring 19 touchdowns. Also added 17 catches for 66 yards.

### PERSONAL

- » Born Derrick Lamont Coleman, Jr. on October 18, 1990 in West Los Angeles, CA. Hobbies include all sports, but especially golf and lifting weights.
- » Three-year varsity starter at running back and linebacker at Troy HS in Fullerton, CA. Named team MVP and first-team all-league as a senior.

### COLEMAN'S CAREER STATISTICS

| YEAR          | GP/GS       | RUSHING   |           |            |           |          |           | RECEIVING |            |            |          |  |
|---------------|-------------|-----------|-----------|------------|-----------|----------|-----------|-----------|------------|------------|----------|--|
|               |             | ATT       | YDS       | AVG        | LG        | TD       | REC       | YDS       | AVG        | LG         | TD       |  |
| 2013          | SEA 12/3    | 2         | 3         | 1.5        | 4         | 0        | 8         | 62        | 7.8        | 12         | 1        |  |
| 2014          | SEA 5/1     | 0         | 0         | 0.0        | 0         | 0        | 2         | 29        | 14.5       | 15t        | 1        |  |
| 2015          | SEA 14/3    | 8         | 32        | 4.0        | 19        | 0        | 1         | 0         | 0.0        | 0          | 0        |  |
| <b>TOTALS</b> | <b>31/7</b> | <b>10</b> | <b>35</b> | <b>3.5</b> | <b>19</b> | <b>0</b> | <b>11</b> | <b>91</b> | <b>8.3</b> | <b>15t</b> | <b>2</b> |  |

**26****TEVIN COLEMAN**  
**RUNNING BACK**  
**INDIANA**  
(3RD YEAR WITH FALCONS)**HEIGHT:**  
**6'1"****WEIGHT:**  
**210****BIRTHDATE:**  
**4/16/93****NFL EXP:**  
**3 YRS****ACQUIRED:**  
**D3-'15****TRANSACTIONS**

- » Selected by the Falcons in the third round (72nd overall) of the 2015 NFL Draft.

**2017 (FALCONS)**

- » Logged 58 carries for 311 yards with one touchdown, while adding 15 catches for 179 yards and one score this season.
- » Caught a 3-yard touchdown pass from QB Matt Ryan in a Week 2 win over Green Bay. Posted his 10th career rushing TD with a 6-yard score in Week 6 against Miami.
- » Posted the second most total yards from scrimmage of his career with 144 (79 rush | 65 rec.) against Buffalo in Week 4. Averaged 11.1 yards per touch.

**2016 (FALCONS)**

- » Logged 118 carries for 520 yards with eight touchdowns, while adding 31 catches for 421 yards and three scores in 13 games this season. Finished second on the team with 12 total touchdowns.
- » Joined Devonta Freeman to become the first Falcons RB duo to post 10 total touchdowns each in a single season.
- » Caught a six-yard touchdown pass from Matt Ryan in Super Bowl LI against New England.
- » Caught five passes for 95 yards (19.0 yards per catch) while adding 22 yards on eight carries against Tampa Bay (9/11). One of 10 running backs in franchise history to record 95 receiving yards in a single game.
- » Rushed for three touchdowns in a Monday Night Football win at New Orleans (9/26). Carried the ball 12 times for 42 yards while adding three catches for 47 yards. Became the seventh player in franchise history to rush for three touchdowns in a single game.
- » Recorded three games with 100+ scrimmage yards.

**2017 GAME-BY-GAME STATISTICS**

| DATE          | OPP   | RUSHING    |              |            |            |           | RECEIVING |            |             |           |          |
|---------------|-------|------------|--------------|------------|------------|-----------|-----------|------------|-------------|-----------|----------|
|               |       | RUSH       | YDS          | AVG        | LG         | TD        | REC       | YDS        | AVG         | LG        | TD       |
| 9/10          | @ CHI | 8          | 16           | 2.0        | 7          | 0         | 4         | 42         | 10.5        | 20        | 0        |
| 9/17          | GB    | 6          | 42           | 7.0        | 35         | 0         | 2         | 3          | 1.5         | 3t        | 1        |
| 9/24          | @ DET | 6          | 46           | 7.7        | 14         | 0         | 3         | 43         | 14.3        | 27        | 0        |
| 10/1          | BUF   | 9          | 77           | 8.6        | 29         | 0         | 4         | 65         | 16.3        | 39        | 0        |
| 10/15         | MIA   | 9          | 32           | 3.6        | 20         | 1         | 1         | 4          | 4.0         | 4         | 0        |
| 10/22         | @ NE  | 6          | 16           | 2.7        | 6          | 0         | 0         | 0          | 0.0         | 0         | 0        |
| 10/29         | @ NYJ | 14         | 82           | 5.9        | 52         | 0         | 1         | 22         | 22.0        | 22        | 0        |
| 11/5          | @ CAR | -          | -            | -          | -          | -         | -         | -          | -           | -         | -        |
| 11/12         | DAL   | -          | -            | -          | -          | -         | -         | -          | -           | -         | -        |
| 11/20         | @ SEA | -          | -            | -          | -          | -         | -         | -          | -           | -         | -        |
| 11/26         | TB    | -          | -            | -          | -          | -         | -         | -          | -           | -         | -        |
| 12/3          | MIN   | -          | -            | -          | -          | -         | -         | -          | -           | -         | -        |
| 12/7          | NO    | -          | -            | -          | -          | -         | -         | -          | -           | -         | -        |
| 12/18         | @ TB  | -          | -            | -          | -          | -         | -         | -          | -           | -         | -        |
| 12/24         | @ NO  | -          | -            | -          | -          | -         | -         | -          | -           | -         | -        |
| 12/31         | CAR   | -          | -            | -          | -          | -         | -         | -          | -           | -         | -        |
| <b>TOTALS</b> |       | <b>58</b>  | <b>311</b>   | <b>5.4</b> | <b>52</b>  | <b>1</b>  | <b>15</b> | <b>179</b> | <b>11.9</b> | <b>39</b> | <b>1</b> |
| <b>CAREER</b> |       | <b>263</b> | <b>1,223</b> | <b>4.7</b> | <b>55t</b> | <b>10</b> | <b>48</b> | <b>614</b> | <b>12.8</b> | <b>49</b> | <b>4</b> |

**CAREER**

- » Has played in 32 games with three starts in three seasons. Has logged 263 carries for 1,223 yards (4.7 yards per carry) with 10 touchdowns. Has added 48 receptions for 614 yards and four touchdowns.
- » Played in 12 games with three starts during his rookie season. Logged 87 carries for 392 yards with one touchdown. Also added two catches for 14 yards as a receiver out of the backfield.
- » Totaled 80 yards on 20 carries against Philadelphia (9/14). His 80 rushing yards were the most by a Falcons rookie since RB Jerious Norwood ran for 107 yards against the Washington Redskins.
- » Scored his first career touchdown, punching in a 1-yard run, at New York (9/20). Recorded 32 yards on nine carries before leaving the game with a rib injury.
- » Had a career day against Minnesota (11/29), rushing for 110 yards on 18 carries while averaging 6.1 yards per carry. Recorded his first career 100-yard game giving Atlanta a 100-yard rusher in five games this season.

## **COLLEGE**

- » Played in 33 games for the Hoosiers and logged 3,219 yards on 452 carries. He averaged 7.1 yards per carry and 97.5 yards per game, while tallying 28 touchdowns.
- » In 2014, he became the 18th player in FBS history to reach 2,000 rushing yards in a single season. He recorded 2,036 yards, and averaged 169.7 rushing yards per game, finishing the season with 11 100-yard rushing games.
- » His spectacular 2014 season allowed him to finish seventh in the Heisman Trophy voting, and he was a finalist for the Doak Walker Award. He also earned first team All-Big Ten honors and served as a team captain for the Hoosiers.
- » He set a single game rushing record with 307 rushing yards on 32 carries against Rutgers in 2014.
- » In 2013, he rushed for 958 yards on 131 carries and averaged 106.4 rushing yards per game

with 12 touchdowns . He also tallied 1,275 all-purpose yards and earned honorable mention All-Big Ten honors, as well as Indiana's Corby Davis Memorial Award as the team's most outstanding running back.

- » During his freshman year in 2013, he was named to the freshman All-Big Ten team, and rushed for 225 yards on 51 carries and one touchdown. He led the Hoosiers in kick return yards with 566 on 24 returns. Also scored on a career-long 96-yard return touchdown.

## **PERSONAL**

- » He attended Oak Forest High School and played running back, wide receiver and cornerback.
- » He was named the Pepsi-Cola/Southtown Star as well as teh Suburban Conference and Daily Southtown Player of the Year.
- » He was selected as a first team all-state choice after rushing for 949 yards on 83 carries with 13 touchdowns.



**Tevin Coleman caught a six-yard touchdown pass in Super Bowl LI against New England.**



### COLEMAN'S CAREER STATISTICS

| YEAR          | GP/GS | RUSHING     |            |              |            |            | RECEIVING |           |            |             |           |          |
|---------------|-------|-------------|------------|--------------|------------|------------|-----------|-----------|------------|-------------|-----------|----------|
|               |       | ATT         | YDS        | AVG          | LG         | TD         | REC       | YDS       | AVG        | LG          | TD        |          |
| 2015          | ATL   | 12/3        | 87         | 392          | 4.5        | 46         | 1         | 2         | 14         | 7.0         | 10        | 0        |
| 2016          | ATL   | 13/0        | 118        | 520          | 4.4        | 55t        | 8         | 31        | 421        | 13.6        | 49        | 3        |
| 2017          | ATL   | 7/0         | 58         | 311          | 5.4        | 52         | 1         | 15        | 179        | 11.9        | 39        | 1        |
| <b>TOTALS</b> |       | <b>32/3</b> | <b>263</b> | <b>1,223</b> | <b>4.7</b> | <b>55t</b> | <b>10</b> | <b>48</b> | <b>614</b> | <b>12.8</b> | <b>49</b> | <b>4</b> |

### COLEMAN'S PLAYOFF STATISTICS

| YEAR          | GP/GS | RUSHING    |           |            |            |           | RECEIVING |          |           |            |            |          |
|---------------|-------|------------|-----------|------------|------------|-----------|-----------|----------|-----------|------------|------------|----------|
|               |       | ATT        | YDS       | AVG        | LG         | TD        | REC       | YDS      | AVG       | LG         | TD         |          |
| 2016          | ATL   | 3/0        | 29        | 115        | 4.0        | 15        | 1         | 7        | 63        | 9.0        | 14t        | 2        |
| <b>TOTALS</b> |       | <b>3/0</b> | <b>29</b> | <b>115</b> | <b>4.0</b> | <b>15</b> | <b>1</b>  | <b>7</b> | <b>63</b> | <b>9.0</b> | <b>14t</b> | <b>2</b> |

### COLEMAN'S BEST GAMES

| RUSHING ATT           | RUSHING YDS            | RUSH TOUCHDOWNS         | RECEIVING YARDS      |
|-----------------------|------------------------|-------------------------|----------------------|
| 20 vs. PHI (9/14/15)  | 110 vs. MIN (11/29/15) | 3 @ NO (9/26/16)        | 132 @ DEN (10/9/16)  |
| 18 vs. MIN (11/29/15) | 90 @ CAR (12/24/16)    | 1, Seven Times          | 95 vs. TB (9/11/16)  |
|                       | 82 @ NYJ (10/28/17)    | Last vs. MIA (10/15/17) | 65 vs. BUF (10/1/17) |

| RECEIVING TDS         | SCRIM. YARDS          | YDS/TOUCH              |
|-----------------------|-----------------------|------------------------|
| 1, Four Times         | 163 @ DEN (10/9/16)   | 16.3 @ DEN (10/9/16)   |
| Last vs. GB (9/17/17) | 142 vs. BUF (10/1/17) | 11.3 @ CAR (12/24/16)  |
|                       | 135 @ CAR (12/24/16)  | 10.9 vs. BUF (10/1/17) |

#### 2016 GAME-BY-GAME STATISTICS

| DATE          | OPP  | RUSHING    |            |            |            |          | RECEIVING |            |             |           |          |
|---------------|------|------------|------------|------------|------------|----------|-----------|------------|-------------|-----------|----------|
|               |      | RUSH       | YDS        | AVG        | LG         | TD       | REC       | YDS        | AVG         | LG        | TD       |
| 9/11          | TB   | 8          | 22         | 2.8        | 7          | 0        | 5         | 95         | 19.0        | 47        | 0        |
| 9/18          | @OAK | 12         | 46         | 3.8        | 13t        | 1        | 2         | 25         | 12.5        | 24        | 0        |
| 9/26          | @NO  | 12         | 42         | 3.5        | 9          | 3        | 3         | 47         | 15.7        | 34        | 0        |
| 10/2          | CAR  | 8          | 19         | 2.4        | 7          | 0        | 3         | 14         | 4.7         | 11        | 0        |
| 10/9          | @DEN | 6          | 31         | 5.2        | 16         | 0        | 4         | 132        | 33.0        | 49        | 1        |
| 10/16         | @SEA | 5          | 10         | 2.0        | 4          | 0        | 1         | 7          | 7.0         | 7         | 0        |
| 10/23         | SD   | 8          | 64         | 8.0        | 30t        | 1        | 1         | 10         | 10.0        | 10        | 0        |
| 10/30         | GB   |            |            |            |            |          |           |            |             |           |          |
| 11/3          | @TB  |            |            |            |            |          |           |            |             |           |          |
| 11/13         | @PHI |            |            |            |            |          |           |            |             |           |          |
| 11/27         | ARI  | 8          | 9          | 1.1        | 7          | 1        | 2         | 4          | 2.0         | 2         | 0        |
| 12/4          | KC   | 12         | 49         | 4.1        | 9          | 0        | 0         | 0          | 0.0         | 0         | 0        |
| 12/11         | @LA  | 8          | 36         | 4.5        | 10         | 1        | 2         | 19         | 9.5         | 13        | 1        |
| 12/18         | SF   | 14         | 58         | 4.1        | 29         | 0        | 2         | 8          | 8.0         | 8         | 0        |
| 12/24         | @CAR | 9          | 90         | 10.0       | 55t        | 1        | 3         | 45         | 15.0        | 31        | 0        |
| 1/1           | NO   | 8          | 44         | 5.5        | 25         | 0        | 3         | 15         | 5.0         | 7t        | 1        |
| <b>TOTALS</b> |      | <b>118</b> | <b>520</b> | <b>4.4</b> | <b>55t</b> | <b>8</b> | <b>31</b> | <b>421</b> | <b>13.9</b> | <b>49</b> | <b>3</b> |
| <b>CAREER</b> |      | <b>205</b> | <b>912</b> | <b>4.4</b> | <b>55t</b> | <b>9</b> | <b>33</b> | <b>435</b> | <b>13.2</b> | <b>49</b> | <b>3</b> |

#### 2015 GAME-BY-GAME STATISTICS

| DATE          | OPP  | RUSHING   |            |            |           |          | RECEIVING |           |            |           |          |
|---------------|------|-----------|------------|------------|-----------|----------|-----------|-----------|------------|-----------|----------|
|               |      | RUSH      | YDS        | AVG        | LG        | TD       | REC       | YDS       | AVG        | LG        | TD       |
| 9/14          | PHI  | 20        | 80         | 4.0        | 20        | 0        | 0         | 0         | -          | -         | 0        |
| 9/20          | @NYG | 9         | 32         | 3.6        | 11        | 1        | 0         | 0         | -          | -         | 0        |
| 9/27          | @DAL |           |            |            |           |          |           |           |            |           |          |
| 10/4          | HOU  |           |            |            |           |          |           |           |            |           |          |
| 10/11         | WAS  | 2         | 3          | 1.5        | 2         | 0        | 0         | 0         | -          | -         | 0        |
| 10/15         | @NO  | 4         | 40         | 10.0       | 18        | 0        | 0         | 0         | -          | -         | 0        |
| 10/25         | @TEN | 3         | 14         | 4.7        | 10        | 0        | 0         | 0         | -          | -         | 0        |
| 11/1          | TB   | 3         | 11         | 3.7        | 7         | 0        | 1         | 10        | 10         | 10        | 0        |
| 11/8          | @SF  | 1         | 3          | 3.0        | 3         | 0        | 0         | 0         | -          | -         | 0        |
| 11/22         | IND  | 17        | 48         | 2.8        | 10        | 0        | 0         | 0         | -          | -         | 0        |
| 11/29         | MIN  | 18        | 110        | 6.1        | 46        | 0        | 0         | 0         | -          | -         | 0        |
| 12/6          | @TB  | 3         | 13         | 4.3        | 10        | 0        | 1         | 4         | 4          | 4         | 0        |
| 12/13         | @CAR | 3         | 15         | 5.0        | 11        | 0        | 0         | 0         | -          | -         | 0        |
| 12/20         | @JAX | 4         | 23         | 5.8        | 9         | 0        | 0         | 0         | -          | -         | 0        |
| 12/27         | CAR  |           |            |            |           |          |           |           |            |           |          |
| 1/3           | NO   |           |            |            |           |          |           |           |            |           |          |
| <b>TOTALS</b> |      | <b>87</b> | <b>392</b> | <b>4.5</b> | <b>46</b> | <b>1</b> | <b>2</b>  | <b>14</b> | <b>7.0</b> | <b>10</b> | <b>0</b> |
| <b>CAREER</b> |      | <b>87</b> | <b>392</b> | <b>4.5</b> | <b>46</b> | <b>1</b> | <b>2</b>  | <b>14</b> | <b>7.0</b> | <b>10</b> | <b>0</b> |

#### 2016 POSTSEASON STATISTICS

| DATE          | OPP | RUSHING   |            |            |           |          | RECEIVING |           |            |           |          |
|---------------|-----|-----------|------------|------------|-----------|----------|-----------|-----------|------------|-----------|----------|
|               |     | RUSH      | YDS        | AVG        | LG        | TD       | REC       | YDS       | AVG        | LG        | TD       |
| 1/14          | SEA | 11        | 57         | 5.2        | 15        | 0        | 3         | 22        | 7.3        | 14t       | 1        |
| 1/22          | GB  | 11        | 29         | 2.6        | 10        | 1        | 3         | 35        | 11.7       | 17        | 0        |
| 2/5           | NE  | 7         | 29         | 4.1        | 9         | 0        | 1         | 6         | 6.0        | 6t        | 1        |
| <b>TOTALS</b> |     | <b>29</b> | <b>115</b> | <b>4.0</b> | <b>15</b> | <b>1</b> | <b>7</b>  | <b>63</b> | <b>9.0</b> | <b>17</b> | <b>2</b> |

**26****JALEN COLLINS**  
**CORNERBACK**  
**LOUISIANA STATE UNIVERSITY**  
*(3RD YEAR WITH FALCONS)***HEIGHT:**  
**6'1"****WEIGHT:**  
**203****BIRTHDATE:**  
**3/20/93****NFL EXP:**  
**3 YRS****ACQUIRED:**  
**D2-'15****TRANSACTIONS**

- » Selected by the Falcons in the second round (42nd overall) of the 2015 NFL Draft.

**2016 (FALCONS)**

- » Played in eight games with six starts, posting 28 tackles (25 solo), two tackles for loss, two interceptions, and 10 passes defended.
- » Saw his most extensive action against Arizona (11/28). Led the team with six total tackles, one tackle for loss and three passes defended.
- » Recorded his first career interception at Carolina (12/24). Picked off QB Cam Newton inside the final two minutes of the first half.
- » Notched his second interception in as many weeks, picking off Drew Brees in the regular season finale against New Orleans (1/1). Added five tackles and three passes defended in the win.

**CAREER**

- » In two seasons, has seen action in 24 games with eight starts while totaling 40 tackles (three solo), two interceptions, two tackles for loss and 10 passes defended.
- » Played in all 16 games with two starts in 2015, posting 12 tackles and five special teams tackles.
- » Made his NFL debut, posting two tackles against Philadelphia (9/14).
- » Made his first career start at Tennessee (10/25).

**COLLEGE**

- » Played in 39 games, with 10 starts, in three years for the LSU Tigers. Finished his career with 90 total tackles (58 solo), 17 passes defended and three interceptions.
- » During his final year at LSU in 2014, he played all 13 games, with seven starts. He tallied 38 total tackles (28 solo), nine passes defended and one interception.
- » In 2013, he played in all 13 games with two starts. He finished the season with 22 tackles (15 solo) and two passes defended during his redshirt-sophomore year.
- » During his redshirt-freshman year, he received freshman All-SEC honors by appearing in all 13 games with only one start, and finishing his season with 30 total tackles (15 solo), six passes defended and two interceptions.

**PERSONAL**

- » He was a blue chip defensive back out of Olive Branch High School in Mississippi, and was rated a 4-star prospect by rivals.com and a 3-star by espn.com.
- » He was named to the Mississippi 6A first team all-state by the Mississippi Association of Coaches. Also named to the first team all-state by the Clarion Ledger.
- » He recorded 45 total tackles, three interceptions and two blocked field goals during his senior season in high school.
- » His parents are Valencia Collins and Jon Wallace. Has three siblings and majored in sports administration at LSU.

### **COLLINS' CAREER STATISTICS**

| YEAR         | GP/GS | TK          | SO        | AST       | SK       | YDS        | INT        | YDS      | LG        | TD        | PD       | FF        | FR       | YDS      | TD       |
|--------------|-------|-------------|-----------|-----------|----------|------------|------------|----------|-----------|-----------|----------|-----------|----------|----------|----------|
| 2015         | ATL   | 16/2        | 12        | 12        | 0        | 0.0        | 0.0        | 0        | 0         | 0         | 0        | 0         | 0        | 0        | 0        |
| 2016         | ATL   | 8/6         | 28        | 25        | 3        | 0.0        | 0.0        | 2        | 37        | 37        | 0        | 10        | 0        | 0        | 0        |
| <b>TOTAL</b> |       | <b>24/8</b> | <b>40</b> | <b>37</b> | <b>3</b> | <b>0.0</b> | <b>0.0</b> | <b>2</b> | <b>37</b> | <b>37</b> | <b>0</b> | <b>10</b> | <b>0</b> | <b>0</b> | <b>0</b> |

### **COLLINS' POSTSEASON STATISTICS**

| YEAR         | GP/GS | TK         | SO        | AST       | SK       | YDS        | INT        | YDS      | LG       | TD       | PD       | FF       | FR       | YDS      | TD       |
|--------------|-------|------------|-----------|-----------|----------|------------|------------|----------|----------|----------|----------|----------|----------|----------|----------|
| 2016         | ATL   | 3/3        | 18        | 16        | 2        | 0.0        | 0.0        | 0        | 0        | 0        | 2        | 1        | 1        | 0        | 0        |
| <b>TOTAL</b> |       | <b>3/3</b> | <b>18</b> | <b>16</b> | <b>2</b> | <b>0.0</b> | <b>0.0</b> | <b>0</b> | <b>0</b> | <b>0</b> | <b>2</b> | <b>1</b> | <b>1</b> | <b>0</b> | <b>0</b> |



Jalen Collins forced and recovered a fumble in the NFC Championship game against Green Bay.

**95****JACK CRAWFORD**  
**DEFENSIVE LINE**  
**PENN STATE**  
(1ST YEAR WITH FALCONS)**HEIGHT:**  
**6'5"****WEIGHT:**  
**274****BIRTHDATE:**  
**9/7/88****NFL EXP:**  
**6 YRS****ACQUIRED:**  
**FA-'17**

### TRANSACTIONS

- » Originally selected by the Oakland Raiders in the fifth round (158th overall) of the 2012 NFL Draft.
- » Signed by the Dallas Cowboys on September 2, 2014.
- » Signed by the Atlanta Falcons as a free agent on March 9, 2017.

### 2017 (FALCONS)

- » Made his Falcons debut in the season opening win at Chicago. Recorded five tackles and three quarterback hits in four games before being placed on injured reserve.

### 2016 (COWBOYS)

- » Made a career-high 10 starts, mostly at left defensive end, posting 27 tackles, 3.5 sacks, and 12 quarterback pressures.

### CAREER

- » In six seasons, has played in 61 games with 11 starts while totaling 73 tackles (43 solo), 9.5 sacks, 14 tackles for loss, and one forced fumble.

### COLLEGE

- » Played four years at Penn State. As a senior, played and started all 13 games and totaled 42 stops with 7.5 tackles for loss. Added 6.5 sacks, six passes defensed and two fumble recoveries.

### 2017 GAME-BY-GAME STATISTICS

| DATE          | OPP   | TK              | SO        | SK         | YDS         | INT      | YDS      | FF       | FR       | PD       |
|---------------|-------|-----------------|-----------|------------|-------------|----------|----------|----------|----------|----------|
| 9/10          | @ CHI | 0               | 0         | 0.0        | 0.0         | 0        | 0        | 0        | 0        | 0        |
| 9/17          | GB    | 2               | 1         | 0.0        | 0.0         | 0        | 0        | 0        | 0        | 0        |
| 9/24          | @ DET | 1               | 0         | 0.0        | 0.0         | 0        | 0        | 0        | 0        | 0        |
| 10/1          | BUF   | 2               | 2         | 0.0        | 0.0         | 0        | 0        | 0        | 0        | 0        |
| 10/15         | MIA   | INJURED RESERVE |           |            |             |          |          |          |          |          |
| 10/22         | @ NE  | INJURED RESERVE |           |            |             |          |          |          |          |          |
| 10/29         | @ NYJ | INJURED RESERVE |           |            |             |          |          |          |          |          |
| 11/5          | @ CAR | -               | -         | --         | --          | -        | -        | -        | -        | -        |
| 11/12         | DAL   | -               | -         | --         | --          | -        | -        | -        | -        | -        |
| 11/20         | @ SEA | -               | -         | --         | --          | -        | -        | -        | -        | -        |
| 11/26         | TB    | -               | -         | --         | --          | -        | -        | -        | -        | -        |
| 12/3          | MIN   | -               | -         | --         | --          | -        | -        | -        | -        | -        |
| 12/7          | NO    | -               | -         | --         | --          | -        | -        | -        | -        | -        |
| 12/18         | @ TB  | -               | -         | --         | --          | -        | -        | -        | -        | -        |
| 12/24         | @ NO  | -               | -         | --         | --          | -        | -        | -        | -        | -        |
| 12/31         | CAR   | -               | -         | --         | --          | -        | -        | -        | -        | -        |
| <b>TOTALS</b> |       | <b>5</b>        | <b>3</b>  | <b>0.0</b> | <b>0.0</b>  | <b>0</b> | <b>0</b> | <b>0</b> | <b>0</b> | <b>0</b> |
| <b>CAREER</b> |       | <b>73</b>       | <b>43</b> | <b>9.5</b> | <b>53.5</b> | <b>0</b> | <b>0</b> | <b>1</b> | <b>0</b> | <b>0</b> |

### PERSONAL

- » Attended St. Augustine High School in Longport, N.J. Played football, basketball, and soccer...
- » Born in London, England and moved to the United States while in high school before his junior year (2005), his first year of football.

**CRAWFORD'S CAREER STATISTICS**

| YEAR         | GP/GS | TK           | SO        | AST       | SK        | YDS        | INT         | YDS      | LG       | TD       | PD       | FF       | FR       | YDS      | TD       |
|--------------|-------|--------------|-----------|-----------|-----------|------------|-------------|----------|----------|----------|----------|----------|----------|----------|----------|
| 2012         | OAK   | 4/0          | 3         | 2         | 1         | 0.0        | 0.0         | 0        | 0        | 0        | 0        | 0        | 0        | 0        | 0        |
| 2013         | OAK   | 15/0         | 11        | 5         | 6         | 0.0        | 0.0         | 0        | 0        | 0        | 0        | 0        | 0        | 0        | 0        |
| 2014         | DAL   | 6/0          | 8         | 6         | 2         | 2.0        | 10.0        | 0        | 0        | 0        | 0        | 1        | 0        | 0        | 0        |
| 2015         | DAL   | 16/1         | 21        | 14        | 7         | 4.0        | 29.0        | 0        | 0        | 0        | 0        | 0        | 0        | 0        | 0        |
| 2016         | DAL   | 16/10        | 25        | 13        | 12        | 3.5        | 14.5        | 0        | 0        | 0        | 0        | 0        | 0        | 0        | 0        |
| 2017         | ATL   | 4/0          | 5         | 4         | 1         | 0.0        | 0.0         | 0        | 0        | 0        | 0        | 0        | 0        | 0        | 0        |
| <b>TOTAL</b> |       | <b>61/11</b> | <b>73</b> | <b>43</b> | <b>30</b> | <b>9.5</b> | <b>53.5</b> | <b>0</b> | <b>0</b> | <b>0</b> | <b>0</b> | <b>1</b> | <b>0</b> | <b>0</b> | <b>0</b> |

# 24

## DEVONTA FREEMAN

**RUNNING BACK**  
**FLORIDA STATE UNIVERSITY**  
(4TH YEAR WITH FALCONS)



**HEIGHT:** 5'8" | **WEIGHT:** 206 | **BIRTHDATE:** 3/15/92 | **NFL EXP:** 4 YRS | **ACQUIRED:** D4a-'14

### TRANSACTIONS

- » Selected by the Falcons in the fourth round (103rd overall) in the 2014 NFL Draft.

### 2017 (FALCONS)

- » Has run for 66 yards on 103 carries with five touchdowns while adding 15 catches for 119 yards in seven games this season.
- » Recoreded the eighth multi-touchdown game of his career, rushing for two scores, in a Week 2 win over Green Bay. Has six career games with two-plus rushing touchdowns.
- » Posted his seventh career 100-yard game in Week 3 at Detroit, with 106 yards on 21 carries.

### 2016 (FALCONS)

- » Earned his second career Pro Bowl selection in 2016. Ran for 1,079 yards on 227 carries while scoring 11 rushing touchdowns. Also added 54 catches for 462 yards and two scores. Has totaled 100+ scrimmage yards in seven games this season.
- » Totaled 125 total yards on 18 touches in his playoff debut against Seattle in the Divisional Round. Scored his first playoff touchdown on a one-yard run.
- » Totaled 121 yards from scrimmage, including a game-high 75 yards on the ground, in Super Bowl LI against New England.
- » Paced the Falcons to a 45-32 win on Monday Night Football with 207 total yards on 19 touches, including a 13-yard touchdown reception from QB Matt Ryan, at New Orleans (9/26). Ran for 152 yards on 14 carries (10.9 yards per carry) while adding 55 yards on five receptions.
- » Is the first Falcons running back since Michael Turner (2010-11) to post back-to-back seasons with 1000 scrimmage yards.
- » Is the only player in the NFL to rush for three touchdowns in a game multiple times (3) over the last two seasons.

### 2017 GAME-BY-GAME STATISTICS

| DATE          | OPP   | RUSHING    |              |            |            |           | RECEIVING  |              |            |           |          |
|---------------|-------|------------|--------------|------------|------------|-----------|------------|--------------|------------|-----------|----------|
|               |       | RUSH       | YDS          | AVG        | LG         | TD        | REC        | YDS          | AVG        | LG        | TD       |
| 9/10          | @ CHI | 12         | 37           | 3.1        | 6          | 1         | 2          | 2            | 1.0        | 2         | 0        |
| 9/17          | GB    | 19         | 84           | 4.4        | 17         | 2         | 2          | 16           | 8.0        | 10        | 0        |
| 9/24          | @ DET | 21         | 106          | 5.0        | 18         | 1         | 3          | 32           | 10.7       | 18        | 0        |
| 10/1          | BUF   | 18         | 58           | 3.2        | 16         | 1         | 2          | 20           | 10.0       | 13        | 0        |
| 10/15         | MIA   | 9          | 68           | 7.6        | 44         | 0         | 2          | 11           | 5.5        | 11        | 0        |
| 10/22         | @ NE  | 12         | 72           | 6.0        | 21         | 0         | 3          | 18           | 6.0        | 9         | 0        |
| 10/29         | @ NYJ | 12         | 41           | 3.4        | 7          | 0         | 1          | 20           | 20.0       | 20        | 0        |
| 11/5          | @ CAR | -          | -            | -          | -          | -         | -          | -            | -          | -         | -        |
| 11/12         | DAL   | -          | -            | -          | -          | -         | -          | -            | -          | -         | -        |
| 11/20         | @ SEA | -          | -            | -          | -          | -         | -          | -            | -          | -         | -        |
| 11/26         | TB    | -          | -            | -          | -          | -         | -          | -            | -          | -         | -        |
| 12/3          | MIN   | -          | -            | -          | -          | -         | -          | -            | -          | -         | -        |
| 12/7          | NO    | -          | -            | -          | -          | -         | -          | -            | -          | -         | -        |
| 12/18         | @ TB  | -          | -            | -          | -          | -         | -          | -            | -          | -         | -        |
| 12/24         | @ NO  | -          | -            | -          | -          | -         | -          | -            | -          | -         | -        |
| 12/31         | CAR   | -          | -            | -          | -          | -         | -          | -            | -          | -         | -        |
| <b>TOTALS</b> |       | <b>103</b> | <b>466</b>   | <b>4.5</b> | <b>44</b>  | <b>5</b>  | <b>15</b>  | <b>119</b>   | <b>7.9</b> | <b>20</b> | <b>0</b> |
| <b>CAREER</b> |       | <b>660</b> | <b>2,849</b> | <b>4.3</b> | <b>75t</b> | <b>28</b> | <b>172</b> | <b>1,384</b> | <b>8.0</b> | <b>44</b> | <b>6</b> |

- » Is the sixth Falcon and first since Michael Turner (2010-11) to rush for more than 1,000 yards in back to back seasons.

### CAREER

- » A two-time Pro Bowl selection. Has rushed for 2,849 yards and 28 touchdowns on 660 carries while adding 1,384 yards and six touchdowns on 172 catches in four seasons.
- » Earned his first Pro Bowl selection after rushing for 1,056 yards with 11 touchdowns while adding 578 yards on 73 catches and three scores. Ranked fifth in the NFL with 1,634 total yards and tied for the League lead with 14 overall touchdowns.
- » Became the first player since the 1970 AFL-NFL merger to rush for three touchdowns in each of his first two starts.
- » Was the first player in the Super Bowl era to record seven rushing touchdowns in his first three starts.
- » Became the first Falcon RB since Michael Turner (2009) to record three straight 100-yard games (Weeks 5-7) in 2015.

- » Played in all 16 games and had 248 yards off of 65 carries and one touchdown as a rookie in 2014. Also had 30 catches for 225 yards and one touchdown.

## **COLLEGE**

- » Became the first Florida State running back since Warrick Dunn to rush for over 1,000 yards when he logged 1,016 yards on 173 carries in 2013. He is the sixth player in Seminole history to accomplish that feat.
- » Led the team in rushing during both his freshman and junior campaigns, becoming the 15th player since 1947 to pace the offense in multiple seasons.
- » His 30 rushing touchdowns are tied for third in school history while his 2,255 career rushing yards are tied with former Falcons RB Antone Smith for the eighth most in school history.
- » Appeared in 39 games during three seasons at Florida State, starting 26 contests, including his final 19 appearances.
- » Compiled 2,730 all-purpose yards, adding 475 yards on 47 receptions to his 404 carries and 2,255 career rushing yards, and averaged 70 yards per game.
- » In 2013, earned All-Atlantic Coast Conference first-team honors from the league's coaches and media after leading the team in rushing for the second time in his career. averaged 5.9 yards per carry and ran for 14 touchdowns while his 1,016 yards were the seventh-highest single season total in school history.
- » Rushed 11 times for 73 yards, including a late second quarter touchdown in Florida State's 34-31 victory over Auburn in the BCS National Championship Game.

- » As a sophomore in 2012, he ranked second on the team with 660 yards on 111 carries, averaging 5.9 yards per carry, and scoring eight touchdowns.
- » Earned third-team Freshman All-America honors from the NFL Draft Report after leading the Seminoles with 579 yards on 120 carries, the fifth-highest yardage total by a true freshman in school history. Averaged 4.8 yards per carry and scored eight touchdowns while starting seven games.

## **PERSONAL**

- » Attended Miami (Fla.) Central High School, where he was a consensus four-star recruit. He led Miami Central to a Class 6A state championship as a senior in 2010 after posting 2,208 yards and 26 touchdowns.
- » Rivals.com regarded him as the 10th-best running back in the nation, placing him 22nd on their Florida Top 100 and 108th on the Rivals250 lists while Scout.com considered him to be the ninth-best running back in high school.
- » Was named the MVP of the state title game after gaining 308 yards on 36 carries - falling just 20 yards shy of a state championship game record.
- » He recorded 663 rushing yards and six touchdowns in the final two games of the state playoffs, receiving first-team All-Dade recognition from The Miami Herald and was a member of the Times-Union's Florida Super 75 squad.

### FREEMAN'S CAREER STATISTICS

| YEAR          | GP/GS        | RUSHING    |              |            |            |           |            | RECEIVING    |            |           |          |   |
|---------------|--------------|------------|--------------|------------|------------|-----------|------------|--------------|------------|-----------|----------|---|
|               |              | ATT        | YDS          | AVG        | LG         | TD        | REC        | YDS          | AVG        | LG        | TD       |   |
| 2014          | ATL          | 16/0       | 65           | 248        | 3.8        | 31t       | 1          | 30           | 225        | 7.5       | 36       | 1 |
| 2015          | ATL          | 15/13      | 265          | 1,056      | 4.0        | 39        | 11         | 73           | 578        | 7.9       | 44       | 3 |
| 2016          | ATL          | 16/16      | 227          | 1,079      | 4.8        | 75t       | 11         | 54           | 462        | 8.6       | 35       | 2 |
| 2017          | ATL          | 7/7        | 103          | 466        | 4.5        | 44        | 5          | 15           | 119        | 7.9       | 20       | 0 |
| <b>TOTALS</b> | <b>54/36</b> | <b>660</b> | <b>2,849</b> | <b>4.3</b> | <b>75t</b> | <b>28</b> | <b>172</b> | <b>1,384</b> | <b>8.0</b> | <b>44</b> | <b>6</b> |   |

### FREEMAN'S PLAYOFF STATISTICS

| YEAR          | GP/GS      | RUSHING   |            |            |           |          |           | RECEIVING  |             |           |          |   |
|---------------|------------|-----------|------------|------------|-----------|----------|-----------|------------|-------------|-----------|----------|---|
|               |            | ATT       | YDS        | AVG        | LG        | TD       | REC       | YDS        | AVG         | LG        | TD       |   |
| 2016          | ATL        | 3/3       | 39         | 162        | 4.2       | 37       | 2         | 10         | 168         | 16.8      | 53       | 1 |
| <b>TOTALS</b> | <b>3/3</b> | <b>39</b> | <b>162</b> | <b>4.2</b> | <b>37</b> | <b>2</b> | <b>10</b> | <b>168</b> | <b>16.8</b> | <b>53</b> | <b>1</b> |   |

### FREEMAN'S BEST GAMES

| RUSHING ATT            | RUSHING YDS            | RECEPTIONS             | RECEIVING YARDS   |
|------------------------|------------------------|------------------------|-------------------|
| 30 @ DAL (9/27/15)     | 153 vs. WAS (10/11/15) | 10 @ TB (12/6/15)      | 81, Two Times     |
| 27 vs. WAS (10/11/15)  | 152 @ NO (9/26/16)     | 8, Three Times         | vs. NO (1/1/17)   |
| 25, Three Times        | 141 @ DAL (9/27/15)    | Last @ Car (12/24/16)  | 67 @ SF (11/8/15) |
| Last vs. NO (1/3/16)   | 139 vs. SF (12/18/16)  |                        |                   |
| RUSHING TDS            | RECEIVING TDS          | SCRIM. YARDS           |                   |
| 3, Three Times         | 1, Six Times           | 207 @ NO (9/26/16)     |                   |
| Last vs. SF (12/18/16) | Last vs. GB (10/30/16) | 197 vs. WAS (10/11/15) |                   |
| 2, Three Times         |                        | 193 @ DAL (9/27/15)    |                   |
| Last vs. GB (9/17/17)  |                        | 177 vs. NO (1/1/17)    |                   |



| 2016 GAME-BY-GAME STATISTICS |      |            |             |            |           |           |            |             |            |           |          |  |
|------------------------------|------|------------|-------------|------------|-----------|-----------|------------|-------------|------------|-----------|----------|--|
| DATE                         | OPP  | RUSHING    |             |            |           |           | RECEIVING  |             |            |           |          |  |
|                              |      | RUSH       | YDS         | AVG        | LG        | TD        | REC        | YDS         | AVG        | LG        | TD       |  |
| 9/11                         | TB   | 11         | 20          | 1.8        | 10        | 0         | 4          | 20          | 5.0        | 11        | 0        |  |
| 9/18                         | @OAK | 17         | 93          | 5.5        | 18        | 0         | 0          | 0           | 0.0        | 0         | 0        |  |
| 9/26                         | @NO  | 14         | 152         | 10.9       | 48        | 0         | 5          | 55          | 11.1       | 34        | 1        |  |
| 10/2                         | CAR  | 13         | 57          | 4.4        | 19        | 1         | 2          | 7           | 3.5        | 6         | 0        |  |
| 10/9                         | @DEN | 23         | 88          | 3.8        | 15        | 1         | 3          | 35          | 11.7       | 14        | 0        |  |
| 10/16                        | @SEA | 12         | 40          | 3.3        | 18        | 0         | 3          | 10          | 3.3        | 11        | 0        |  |
| 10/23                        | SD   | 15         | 58          | 3.9        | 15        | 0         | 5          | 42          | 8.4        | 15        | 0        |  |
| 10/30                        | GB   | 11         | 35          | 3.2        | 17        | 1         | 4          | 23          | 5.8        | 9         | 1        |  |
| 11/3                         | @TB  | 17         | 77          | 4.5        | 20        | 0         | 2          | 28          | 14.0       | 27        | 0        |  |
| 11/13                        | @PHI | 12         | 49          | 4.1        | 17        | 0         | 3          | 32          | 10.7       | 15        | 0        |  |
| 11/27                        | ARI  | 16         | 60          | 3.8        | 16        | 2         | 2          | 17          | 8.5        | 12        | 0        |  |
| 12/4                         | KC   | 15         | 56          | 3.7        | 14        | 2         | 4          | 49          | 12.3       | 16        | 0        |  |
| 12/11                        | @LA  | 6          | 6           | 1.0        | 6         | 0         | 2          | 12          | 6.0        | 9         | 0        |  |
| 12/18                        | SF   | 20         | 139         | 7.0        | 34        | 3         | 2          | 16          | 8.0        | 8         | 0        |  |
| 12/24                        | CAR  | 13         | 53          | 4.1        | 13        | 0         | 8          | 35          | 4.4        | 9         | 0        |  |
| 1/1                          | NO   | 12         | 96          | 8.0        | 75        | 1         | 5          | 81          | 16.2       | 35        | 0        |  |
| <b>TOTALS</b>                |      | <b>227</b> | <b>1079</b> | <b>4.8</b> | <b>75</b> | <b>11</b> | <b>54</b>  | <b>462</b>  | <b>8.6</b> | <b>35</b> | <b>2</b> |  |
| <b>CAREER</b>                |      | <b>557</b> | <b>2383</b> | <b>4.3</b> | <b>75</b> | <b>23</b> | <b>157</b> | <b>1265</b> | <b>8.1</b> | <b>44</b> | <b>6</b> |  |

| 2016 POSTSEASON STATISTICS |     |           |            |            |           |          |           |            |             |           |          |  |
|----------------------------|-----|-----------|------------|------------|-----------|----------|-----------|------------|-------------|-----------|----------|--|
| DATE                       | OPP | RUSHING   |            |            |           |          | RECEIVING |            |             |           |          |  |
|                            |     | RUSH      | YDS        | AVG        | LG        | TD       | REC       | YDS        | AVG         | LG        | TD       |  |
| 1/14                       | SEA | 14        | 45         | 3.2        | 13        | 1        | 4         | 80         | 20.0        | 53        | 0        |  |
| 1/22                       | GB  | 14        | 42         | 3.0        | 14        | 0        | 4         | 42         | 10.5        | 19        | 1        |  |
| 2/5                        | NE  | 11        | 75         | 6.8        | 37        | 1        | 2         | 46         | 23.0        | 39        | 0        |  |
| <b>TOTALS</b>              |     | <b>39</b> | <b>162</b> | <b>4.2</b> | <b>37</b> | <b>2</b> | <b>10</b> | <b>168</b> | <b>16.8</b> | <b>53</b> | <b>1</b> |  |


| 2014 GAME-BY-GAME STATISTICS |      |           |            |            |           |          |           |            |            |           |          |  |
|------------------------------|------|-----------|------------|------------|-----------|----------|-----------|------------|------------|-----------|----------|--|
| DATE                         | OPP  | RUSHING   |            |            |           |          | RECEIVING |            |            |           |          |  |
|                              |      | RUSH      | YDS        | AVG        | LG        | TD       | REC       | YDS        | AVG        | LG        | TD       |  |
| 9/7                          | NO   | 2         | 15         | 7.5        | 10        | 0        | 2         | 18         | 9          | 13        | 0        |  |
| 9/14                         | @CIN | 0         | 0          | 0          | 0         | 0        | 2         | 22         | 11         | 18        | 0        |  |
| 9/18                         | TB   | 11        | 12         | 1.1        | 6         | 0        | 1         | 7          | 7          | 7         | 0        |  |
| 09/28                        | @MIN | 2         | 8          | 4          | 5         | 0        | 2         | 12         | 6          | 6         | 0        |  |
| 10/5                         | @NYG | 4         | 38         | 9.5        | 24        | 0        | 5         | 44         | 8.8        | 19        | 0        |  |
| 10/12                        | CHI  | 2         | 5          | 2.5        | 3         | 0        | 2         | 26         | 13         | 14        | 0        |  |
| 10/19                        | @BAL | 2         | 20         | 10.0       | 18        | 0        | 5         | 17         | 3.4        | 9         | 0        |  |
| 10/26                        | DET  | 3         | 5          | 1.7        | 2         | 0        | 1         | 7          | 7          | 7         | 1        |  |
| 11/9                         | @TB  | 3         | 16         | 5.3        | 9         | 0        | 1         | -2         | -2.0       | -2        | 0        |  |
| 11/16                        | @CAR | 6         | 28         | 4.7        | 15        | 0        | 0         | 0          | 0          | 0         | 0        |  |
| 11/23                        | CLE  | 5         | 7          | 1.4        | 6         | 0        | 0         | 0          | 0          | 0         | 0        |  |
| 11/30                        | ARI  | 8         | 26         | 3.3        | 19        | 0        | 1         | 4          | 4.0        | 4         | 0        |  |
| 12/8                         | @GB  | 2         | -2         | -1.0       | 0         | 0        | 2         | 10         | 5.0        | 6         | 0        |  |
| 12/14                        | PIT  | 4         | 21         | 5.3        | 10        | 0        | 1         | 9          | 9.0        | 9         | 0        |  |
| 12/21                        | @NO  | 5         | 36         | 7.2        | 31        | 1        | 3         | 48         | 16.0       | 36        | 0        |  |
| 12/28                        | CAR  | 6         | 13         | 2.2        | 5         | 0        | 2         | 3          | 1.5        | 2         | 0        |  |
| <b>TOTALS</b>                |      | <b>65</b> | <b>248</b> | <b>3.8</b> | <b>24</b> | <b>1</b> | <b>30</b> | <b>225</b> | <b>7.5</b> | <b>36</b> | <b>1</b> |  |
| <b>CAREER</b>                |      | <b>65</b> | <b>248</b> | <b>3.8</b> | <b>24</b> | <b>1</b> | <b>30</b> | <b>225</b> | <b>7.5</b> | <b>36</b> | <b>1</b> |  |

| 2015 GAME-BY-GAME STATISTICS |      |            |              |            |           |           |            |            |            |           |          |  |
|------------------------------|------|------------|--------------|------------|-----------|-----------|------------|------------|------------|-----------|----------|--|
| DATE                         | OPP  | RUSHING    |              |            |           |           | RECEIVING  |            |            |           |          |  |
|                              |      | RUSH       | YDS          | AVG        | LG        | TD        | REC        | YDS        | AVG        | LG        | TD       |  |
| 9/14                         | PHI  | 10         | 18           | 1.8        | 9         | 0         | 3          | 29         | 9.7        | 12        | 0        |  |
| 9/20                         | @NYG | 12         | 25           | 2.1        | 7         | 1         | 4          | 34         | 8.5        | 11        | 0        |  |
| 9/27                         | @DAL | 30         | 141          | 4.7        | 17        | 3         | 5          | 52         | 10.4       | 35        | 0        |  |
| 10/4                         | HOU  | 14         | 68           | 4.9        | 23        | 3         | 5          | 81         | 16.2       | 44        | 0        |  |
| 10/11                        | WAS  | 27         | 153          | 5.7        | 18        | 1         | 7          | 44         | 6.3        | 9         | 0        |  |
| 10/15                        | @NO  | 13         | 100          | 7.7        | 25        | 1         | 8          | 56         | 7.0        | 13        | 1        |  |
| 10/25                        | @TEN | 25         | 116          | 4.6        | 19        | 0         | 2          | 14         | 7.0        | 8         | 0        |  |
| 11/1                         | TB   | 21         | 88           | 4.2        | 20        | 0         | 6          | 43         | 7.2        | 13        | 0        |  |
| 11/8                         | @SF  | 12         | 12           | 1.0        | 7         | 0         | 8          | 67         | 8.4        | 17        | 1        |  |
| 11/22                        | IND  | 3          | 43           | 14.3       | 39        | 0         | 0          | 0          | 0.0        | 0         | 0        |  |
| 11/29                        | MIN  | INACTIVE   |              |            |           |           |            |            |            |           |          |  |
| 12/6                         | @TB  | 14         | 47           | 3.4        | 14        | 0         | 10         | 56         | 5.6        | 13        | 0        |  |
| 12/13                        | @CAR | 12         | 40           | 3.3        | 22        | 0         | 3          | 22         | 7.3        | 12        | 0        |  |
| 12/20                        | @JAX | 25         | 56           | 2.2        | 21        | 1         | 7          | 45         | 6.4        | 13        | 0        |  |
| 12/27                        | CAR  | 22         | 73           | 3.3        | 14        | 1         | 3          | 17         | 5.7        | 12        | 0        |  |
| 1/3                          | NO   | 25         | 76           | 3.0        | 10        | 0         | 2          | 18         | 9.0        | 14        | 1        |  |
| <b>TOTALS</b>                |      | <b>265</b> | <b>1,056</b> | <b>4.0</b> | <b>39</b> | <b>11</b> | <b>73</b>  | <b>578</b> | <b>7.9</b> | <b>44</b> | <b>3</b> |  |
| <b>CAREER</b>                |      | <b>330</b> | <b>1,304</b> | <b>4.0</b> | <b>39</b> | <b>12</b> | <b>103</b> | <b>803</b> | <b>7.8</b> | <b>44</b> | <b>4</b> |  |

# 18

## TAYLOR GABRIEL

WIDE RECEIVER  
ABILENE CHRISTIAN  
(2ND YEAR WITH FALCONS)



HEIGHT:  
**5'8"**

WEIGHT:  
**165**

BIRTHDATE:  
**2/17/91**

NFL EXP:  
**4 YRS**

ACQUIRED:  
**FA-'16**

### TRANSACTIONS

- » Originally signed by the Cleveland Browns as a college free agent in 2014 after participating in the team's rookie minicamp on a tryout basis.
- » Claimed off of waivers by the Atlanta Falcons on September 4, 2016.

### 2017 (FALCONS)

- » Has caught 17 passes for 189 yards, including a 40-yard touchdown catch. Has also added two carries for two yards in seven games this season.
- » Caught his sixth career touchdown over 30 yards with a 40-yard touchdown on a screen pass at Detroit in Week 3.

### 2016 (FALCONS)

- » Played in 13 games with three starts, catching 35 passes for 579 yards with six touchdowns and is averaging 16.5 yards per reception. Added three rushes for 51 yards and one touchdown. Caught four touchdowns of 35+ yards.
- » Ranked as the top screen receiver by Pro Football Focus. According to PFF, he caught all 12 targets for 144 yards and was the only player in the NFL to score multiple touchdowns on screen passes.
- » Caught a 47-yard touchdown pass from Matt Ryan against Green Bay (10/30). Finished the game with three receptions for 68 yards.
- » Caught five passes for 52 yards at Tampa Bay (11/3). Rushed twice for 24 yards, including a nine-yard touchdown - his first career rushing score.
- » Scored his third touchdown of the season on a 76-yard pass from QB Matt Ryan, the longest reception of his career, at Philadelphia (11/13).

### 2017 GAME-BY-GAME STATISTICS

| DATE          | OPP   | RECEIVING  |              |             |           |          | RUSHING   |           |            |           |          |
|---------------|-------|------------|--------------|-------------|-----------|----------|-----------|-----------|------------|-----------|----------|
|               |       | REC        | YDS          | AVG         | LG        | TD       | RUSH      | YDS       | AVG        | LG        | TD       |
| 9/10          | @ CHI | 3          | 36           | 12.0        | 18        | 0        | 0         | 0         | 0.0        | 0         | 0        |
| 9/17          | GB    | 2          | 14           | 7.0         | 12        | 0        | 1         | 7         | 7.0        | 7         | 0        |
| 9/24          | @ DET | 5          | 79           | 15.8        | 40        | 1        | 0         | 0         | 0.0        | 0         | 0        |
| 10/1          | BUF   | 0          | 0            | 0.0         | 0         | 0        | 0         | 0         | 0.0        | 0         | 0        |
| 10/15         | MIA   | 4          | 39           | 9.8         | 13        | 0        | 0         | 0         | 0.0        | 0         | 0        |
| 10/22         | @ NE  | 2          | 24           | 12.0        | 18        | 0        | 1         | -5        | -5.0       | -5        | 0        |
| 10/29         | @ NYJ | 1          | -3           | -3.0        | -3        | 0        | 0         | 0         | 0.0        | 0         | 0        |
| 11/5          | @ CAR | -          | -            | -           | -         | -        | -         | -         | -          | -         | -        |
| 11/12         | DAL   | -          | -            | -           | -         | -        | -         | -         | -          | -         | -        |
| 11/20         | @ SEA | -          | -            | -           | -         | -        | -         | -         | -          | -         | -        |
| 11/26         | TB    | -          | -            | -           | -         | -        | -         | -         | -          | -         | -        |
| 12/3          | MIN   | -          | -            | -           | -         | -        | -         | -         | -          | -         | -        |
| 12/7          | NO    | -          | -            | -           | -         | -        | -         | -         | -          | -         | -        |
| 12/18         | @ TB  | -          | -            | -           | -         | -        | -         | -         | -          | -         | -        |
| 12/24         | @ NO  | -          | -            | -           | -         | -        | -         | -         | -          | -         | -        |
| 12/31         | CAR   | -          | -            | -           | -         | -        | -         | -         | -          | -         | -        |
| <b>TOTALS</b> |       | <b>17</b>  | <b>189</b>   | <b>11.1</b> | <b>40</b> | <b>1</b> | <b>2</b>  | <b>2</b>  | <b>1.0</b> | <b>7</b>  | <b>0</b> |
| <b>CAREER</b> |       | <b>116</b> | <b>1,630</b> | <b>14.1</b> | <b>76</b> | <b>8</b> | <b>10</b> | <b>63</b> | <b>6.3</b> | <b>27</b> | <b>1</b> |

### CAREER

- » Has played in 48 games with 12 starts while totaling 115 receptions for 1,633 yards (14.2 yards per catch) with eight touchdowns. Has added 10 rushes for 63 yards (6.3 yards per carry) with one touchdown.
- » A big-play threat, has caught 25 passes of 20 yards or longer, including nine passes over 40 yards.
- » Played in 13 games with four starts and collected 28 receptions for 241 yards with the Browns in 2015.
- » Averaged 17.3 yards per catch, which led the AFC and was third in the NFL in 2014 while playing in all 16 games for the Browns. Finished second on the club with 621 receiving yards, while adding 36 receptions. Was one of six rookies with at least four 40-yard receptions. One of five college free agents who earned a spot on the Browns' opening day roster.

## **COLLEGE**

- » Appeared in 45 games at Abilene Christian where he collected 215 receptions for 3,028 yards and 27 TDs. Amassed 262 rushing yards and two TDs on 28 carries while also adding 33 punt returns for 577 yards and three TDs at ACU.
- » Set career highs as a senior with 73 receptions for 1,061 yards and 10 TDs. Added 209 yards on 12 punt returns.
- » Threw a 50-yard TD pass in his senior year on his only career pass attempt.
- » Finished his junior season with 52 receptions for 684 yards and seven TDs. Also registered 64 receptions for 988 yards and 10 touchdowns as a sophomore.
- » Returned 12 punts for 136 yards and one TD after playing in all 12 games as a freshman. Finished the season with 26 catches for 295 yards. Also totaled 100 punt-return yards and one TD on four attempts.

## **PERSONAL**

- » Given name Taylor James Gabriel...Born in Dallas, Texas
- » Attended John Horn High School in Mesquite, Texas, where he earned all-state honors and was named district MVP as a senior. Also played basketball and ran track.
- » Lists classical and jazz as his favorite types of music. Enjoys reading books, including his favorite *Heaven is for Real*.



**WR Taylor Gabriel sprinted to a 40-yard touchdown after catching a screen pass in Week 3 at Detroit.**

### GABRIEL'S CAREER STATISTICS

| YEAR          | GP/GS        | RECEIVING  |              |             |            |          | RUSHING   |           |            |           |          |
|---------------|--------------|------------|--------------|-------------|------------|----------|-----------|-----------|------------|-----------|----------|
|               |              | REC        | YDS          | AVG         | LG         | TD       | ATT       | YDS       | AVG        | LG        | TD       |
| 2014          | CLE 16/2     | 36         | 621          | 17.3        | 70         | 1        | 4         | 10        | 2.5        | 8         | 0        |
| 2015          | CLE 13/4     | 28         | 241          | 8.6         | 56         | 0        | 0         | 0         | 0.0        | 0         | 0        |
| 2016          | ATL 12/3     | 32         | 564          | 17.6        | 76t        | 6        | 4         | 51        | 12.8       | 27        | 1        |
| 2017          | ATL 7/3      | 17         | 189          | 11.1        | 40t        | 1        | 2         | 2         | 1.0        | 7         | 0        |
| <b>TOTALS</b> | <b>49/12</b> | <b>116</b> | <b>1,630</b> | <b>14.1</b> | <b>76t</b> | <b>8</b> | <b>10</b> | <b>63</b> | <b>6.3</b> | <b>27</b> | <b>1</b> |

### GABRIEL'S PLAYOFF STATISTICS

| YEAR          | GP/GS      | RECEIVING |            |             |           |          | RUSHING  |          |            |          |          |
|---------------|------------|-----------|------------|-------------|-----------|----------|----------|----------|------------|----------|----------|
|               |            | REC       | YDS        | AVG         | LG        | TD       | ATT      | YDS      | AVG        | LG       | TD       |
| 2016          | ATL 3/0    | 9         | 171        | 19.0        | 37        | 0        | 1        | 0        | 0.0        | 0        | 0        |
| <b>TOTALS</b> | <b>3/0</b> | <b>9</b>  | <b>171</b> | <b>19.0</b> | <b>37</b> | <b>0</b> | <b>1</b> | <b>0</b> | <b>0.0</b> | <b>0</b> | <b>0</b> |

### 2016 GAME-BY-GAME STATISTICS

| DATE          | OPP   | RECEIVING |              |             |            |          | RUSHING  |          |            |          |          |
|---------------|-------|-----------|--------------|-------------|------------|----------|----------|----------|------------|----------|----------|
|               |       | REC       | YDS          | AVG         | LG         | TD       | RUSH     | YDS      | AVG        | LG       | TD       |
| 9/11          | TB    | 0         | 0            | 0.0         | 0          | 0        | 0        | 0        | 0.0        | 0        | 0        |
| 9/18          | @ OAK | 2         | 19           | 16.5        | 19         | 0        | 0        | 0        | 0.0        | 0        | 0        |
| 9/26          | @ NO  | 2         | 33           | 16.3        | 19         | 0        | 0        | 0        | 0.0        | 0        | 0        |
| 10/2          | CAR   | 3         | 49           | 16.3        | 19         | 0        | 0        | 0        | 0.0        | 0        | 0        |
| 10/9          | @ DEN | 0         | 0            | 0.0         | 0          | 0        | 0        | 0        | 0.0        | 0        | 0        |
| 10/16         | @ SEA | 1         | 6            | 6.0         | 6          | 0        | 0        | 0        | 0.0        | 0        | 0        |
| 10/23         | SD    | 0         | 0            | 0.0         | 0          | 0        | 0        | 0        | 0.0        | 0        | 0        |
| 10/30         | GB    | 3         | 68           | 22.7        | 47t        | 1        | 0        | 0        | 0.0        | 0        | 0        |
| 11/3          | @ TB  | 5         | 52           | 10.4        | 26         | 0        | 0        | 0        | 0.0        | 0        | 0        |
| 11/13         | @ PHI | 1         | 76           | 76.0        | 76t        | 1        | 0        | 0        | 0.0        | 0        | 0        |
| 11/27         | ARI   | 4         | 75           | 18.8        | 35t        | 2        | 0        | 0        | 0.0        | 0        | 0        |
| 12/4          | KC    | 5         | 44           | 8.8         | 14         | 0        | 0        | 0        | 0.0        | 0        | 0        |
| 12/11         | @ LA  | 3         | 82           | 27.3        | 64t        | 0        | 0        | 0        | 0.0        | 0        | 0        |
| 12/18         | SF    | 3         | 60           | 20.0        | 31         | 1        | 0        | 0        | 0.0        | 0        | 0        |
| 12/24         | @ CAR | 3         | 15           | 5.0         | 7          | 0        | 0        | 0        | 0.0        | 0        | 0        |
| 1/1           | NO    | 0         | 0            | 0.0         | 0          | 0        | 0        | 0        | 0.0        | 0        | 0        |
| <b>TOTALS</b> |       | <b>35</b> | <b>579</b>   | <b>16.5</b> | <b>76t</b> | <b>6</b> | <b>0</b> | <b>0</b> | <b>0.0</b> | <b>0</b> | <b>0</b> |
| <b>CAREER</b> |       | <b>99</b> | <b>1,441</b> | <b>14.6</b> | <b>76t</b> | <b>7</b> | <b>0</b> | <b>0</b> | <b>0.0</b> | <b>0</b> | <b>0</b> |

### 2016 POSTSEASON STATISTICS

| DATE          | OPP | RECEIVING |            |             |           |          | RUSHING  |          |            |          |          |
|---------------|-----|-----------|------------|-------------|-----------|----------|----------|----------|------------|----------|----------|
|               |     | REC       | YDS        | AVG         | LG        | TD       | RUSH     | YDS      | AVG        | LG       | TD       |
| 1/14          | SEA | 4         | 71         | 17.8        | 37        | 0        | 0        | 0        | 0.0        | 0        | 0        |
| 1/22          | GB  | 2         | 24         | 12.0        | 16        | 0        | 1        | 0        | 0.0        | 0        | 0        |
| 2/5           | NE  | 3         | 76         | 25.3        | 35        | 0        | 0        | 0        | 0.0        | 0        | 0        |
| <b>TOTALS</b> |     | <b>9</b>  | <b>171</b> | <b>19.0</b> | <b>37</b> | <b>0</b> | <b>1</b> | <b>0</b> | <b>0.0</b> | <b>0</b> | <b>0</b> |

**63****BEN GARLAND**  
**GUARD**  
**AIR FORCE**  
(3RD YEAR WITH FALCONS)**HEIGHT:**  
**6'5"****WEIGHT:**  
**308****BIRTHDATE:**  
**4/6/88****NFL EXP:**  
**4 YRS****ACQUIRED:**  
**FA-'15**

### **TRANSACTIONS**

- » Originally signed by the Denver Broncos as a college free agent in 2010.
- » Signed by the Falcons on September 9, 2015.
- » Promoted to the 53-man roster from the practice squad on December 15, 2015.

### **2017 (FALCONS)**

- » Saw action on special teams in each of Atlanta's first seven games.

### **2016 (FALCONS)**

- » Saw action in 16 games on the offensive line and special teams. Has also been deployed as a defensive tackle, recording three tackles.
- » Sacked Russell Wilson in the end zone for a safety in Atlanta's 36-20 Divisional Playoff win over Seattle.

### **CAREER**

- » Has played in 31 games over three NFL seasons.
- » Served as a member of the Falcons practice squad for the first 14 weeks of the season before being signed to the active roster for the final three games in 2015.
- » In 2014, he saw action in eight games with Denver.
- » In 2010, the Broncos placed him on the reserve/military list to serve his two-year military commitment. Garland returned in 2012, and spent two years on the Broncos practice squad.

### **COLLEGE**

- » Played in 39 career games, starting 34, on the defensive line for the Air Force Falcons from 2006 to 2009. Totaled 115 tackles, 11.5 sacks, three forced fumbles and two blocked kicks.
- » Started every game at nose guard during his ju-

nior season. Posted 39 total tackles, including 15 unassisted. Ranked fourth on the team with 7.5 tackles for loss and had four sacks.

- » Played in all 13 games, starting the last eight, as a sophomore. Tallied 31 tackles (13 solo) with three sacks, and three tackles for loss.
- » Played in four games as a freshman, posting two tackles, and one tackle for loss.

### **PERSONAL**

- » Lettered four years in football and one in basketball...first-team all-state as a senior in football...was also an all-conference and all-district selection...all-conference as a junior...was a Wendy's Heisman nominee...member of the National Honor Society.
- » Member of Cadet Squadron 27...son of John Hildebrand and Syndee Garland...siblings include Jessica, Josh and Brandon...also recruited by New Mexico...majoring in systems engineering management...completed Global Engagement and Soaring in the summer of 2007...also completed Operation Air Force at McConnell AFB, Kan., that summer.
- » Went to Lackland AFB in the summer of 2008 on Operation Air Force...also worked the Basic Cadet Training command center this past summer...completed the powered flight program last summer...was also part of the cadet leadership team for Basic Cadet Training at the Air Force Prep School...is an element leader in his squadron.

**29****C.J. GOODWIN**  
**CORNERBACK**  
**CALIFORNIA (PA)**  
*(2ND YEAR WITH FALCONS)***HEIGHT:**  
**6'4"****WEIGHT:**  
**220****BIRTHDATE:**  
**2/4/90****NFL EXP:**  
**4 YRS****ACQUIRED:**  
**FA-'15****TRANSACTIONS**

- » Originally signed by the Pittsburgh Steelers as a college free agent following the 2014 NFL Draft.
- » Signed to the Atlanta Falcons practice squad on November 3, 2015.
- » Signed a reserve/future free agent by the Atlanta Falcons on January 5, 2016.

**2017 (FALCONS)**

- » Has seen action in each of Atlanta's first seven games, tallying two special teams tackles.

**2016 (FALCONS)**

- » Played in 14 games with one start, seeing action on defense and special teams. His 10 special teams tackles rank second on the team.
- » Made his first career start against San Francisco (12/18), posting one tackle.

**CAREER**

- » In four seasons, has played in 21 games with one start while totaling seven tackles and two passes defended. Has also spent time as a member of the Falcons and Steelers practice squads.
- » Spent part of the 2015 season as a member of the Falcons practice squad.
- » Spent the 2014 season as a member of the Steelers practice squad.

**COLLEGE**

- » Finished his college career at California University of Pennsylvania. Caught 11 passes for 126 yards with one touchdown in 11 games.

**2017 GAME-BY-GAME STATISTICS**

| DATE          | OPP  | TK       | SO       | SK         | YDS        | INT      | YDS      | FF       | FR       | PD       |
|---------------|------|----------|----------|------------|------------|----------|----------|----------|----------|----------|
| 9/10          | @CHI | 0        | 0        | 0.0        | 0.0        | 0        | 0        | 0        | 0        | 0        |
| 9/17          | GB   | 0        | 0        | 0.0        | 0.0        | 0        | 0        | 0        | 0        | 0        |
| 9/24          | @DET | 0        | 0        | 0.0        | 0.0        | 0        | 0        | 0        | 0        | 0        |
| 10/1          | BUF  | 0        | 0        | 0.0        | 0.0        | 0        | 0        | 0        | 0        | 0        |
| 10/15         | MIA  | 0        | 0        | 0.0        | 0.0        | 0        | 0        | 0        | 0        | 0        |
| 10/22         | @NE  | 0        | 0        | 0.0        | 0.0        | 0        | 0        | 0        | 0        | 0        |
| 10/29         | @NYJ | 0        | 0        | 0.0        | 0.0        | 0        | 0        | 0        | 0        | 0        |
| 11/5          | @CAR | -        | -        | --         | --         | -        | -        | -        | -        | -        |
| 11/12         | DAL  | -        | -        | --         | --         | -        | -        | -        | -        | -        |
| 11/20         | @SEA | -        | -        | --         | --         | -        | -        | -        | -        | -        |
| 11/26         | TB   | -        | -        | --         | --         | -        | -        | -        | -        | -        |
| 12/3          | MIN  | -        | -        | --         | --         | -        | -        | -        | -        | -        |
| 12/7          | NO   | -        | -        | --         | --         | -        | -        | -        | -        | -        |
| 12/18         | @TB  | -        | -        | --         | --         | -        | -        | -        | -        | -        |
| 12/24         | @NO  | -        | -        | --         | --         | -        | -        | -        | -        | -        |
| 12/31         | CAR  | -        | -        | --         | --         | -        | -        | -        | -        | -        |
| <b>TOTALS</b> |      | <b>0</b> | <b>0</b> | <b>0.0</b> | <b>0.0</b> | <b>0</b> | <b>0</b> | <b>0</b> | <b>0</b> | <b>0</b> |
| <b>CAREER</b> |      | <b>7</b> | <b>6</b> | <b>0.0</b> | <b>0.0</b> | <b>0</b> | <b>0</b> | <b>0</b> | <b>0</b> | <b>2</b> |

- » Began his college career at Bethany College where he played basketball for two years before transferring to Fairmont State University.
- » Walked onto the football team at Fairmont State and caught 24 passes for 440 yards with four touchdowns. Led the team averaging 18.3 yards per catch.

**PERSONAL**

- » Attended The Linsly School in Wheeling, West Virginia and began playing football his senior year. He was a standout wide receiver for Linsly's football team. In addition to football, also competed in track and basketball.

# 17

**MARVIN HALL**  
**WIDE RECEIVER**  
**WASHINGTON**  
(1ST YEAR WITH FALCONS)



**HEIGHT:** 5'10" | **WEIGHT:** 190 | **BIRTHDATE:** 4/10/93 | **NFL EXP:** 1 YRS | **ACQUIRED:** FA-'17

### TRANSACTIONS

- » Originally signed by the Oakland Raiders as a college free agent following the 2016 NFL Draft.
- » Waived by the Raiders on September 3, 2016.
- » Signed to the Arizona Cardinals practice squad on December 14, 2016.
- » Signed by the Falcons on June 2, 2017.
- » Signed to the Falcons active roster on October 14, 2017.

### 2017 (FALCONS)

- » Hauled in a 40-yard touchdown on the first reception of his NFL career against the Dolphins in Week 6.

### CAREER

- » Spent time as a member of the Arizona Cardinals practice squad in 2016.

### COLLEGE

- » Played in 42 career games at Washington.
- » As a senior in 2015, played in every game and registered his first career touchdown in a win over Sacramento State.
- » Threw a 36-yard touchdown pass against Arizona as a junior in 2014. Also hauled in two receptions in the Cactus Bowl versus Oklahoma State.
- » As a sophomore in 2013, earned playing time in all but two games. Had multiple catches against Idaho State, California and Colorado.
- » Saw time during six games as a true freshman in 2012 and averaged nearly 60 yards per game returning kickoffs.

### 2017 GAME-BY-GAME STATISTICS

| DATE          | OPP   | RECEIVING     |           |             |           | RUSHING  |          |          |            |          |          |
|---------------|-------|---------------|-----------|-------------|-----------|----------|----------|----------|------------|----------|----------|
|               |       | REC           | YDS       | AVG         | LG TD     | RUSH     | YDS      | AVG      | LG TD      |          |          |
| 9/10          | @ CHI | NOT ON ROSTER |           |             |           |          |          |          |            |          |          |
| 9/17          | GB    | NOT ON ROSTER |           |             |           |          |          |          |            |          |          |
| 9/24          | @ DET | NOT ON ROSTER |           |             |           |          |          |          |            |          |          |
| 10/1          | BUF   | NOT ON ROSTER |           |             |           |          |          |          |            |          |          |
| 10/15         | MIA   | 1             | 40        | 40.0        | 40        | 1        | 0        | 0        | 0.0        | 0        | 0        |
| 10/22         | @ NE  | INACTIVE      |           |             |           |          |          |          |            |          |          |
| 10/29         | @ NYJ | 0             | 0         | 0.0         | 0         | 0        | 0        | 0        | 0.0        | 0        | 0        |
| 11/5          | @ CAR | -             | -         | -           | -         | -        | -        | -        | -          | -        | -        |
| 11/12         | DAL   | -             | -         | -           | -         | -        | -        | -        | -          | -        | -        |
| 11/20         | @ SEA | -             | -         | -           | -         | -        | -        | -        | -          | -        | -        |
| 11/26         | TB    | -             | -         | -           | -         | -        | -        | -        | -          | -        | -        |
| 12/3          | MIN   | -             | -         | -           | -         | -        | -        | -        | -          | -        | -        |
| 12/7          | NO    | -             | -         | -           | -         | -        | -        | -        | -          | -        | -        |
| 12/18         | @ TB  | -             | -         | -           | -         | -        | -        | -        | -          | -        | -        |
| 12/24         | @ NO  | -             | -         | -           | -         | -        | -        | -        | -          | -        | -        |
| 12/31         | CAR   | -             | -         | -           | -         | -        | -        | -        | -          | -        | -        |
| <b>TOTALS</b> |       | <b>1</b>      | <b>40</b> | <b>40.0</b> | <b>40</b> | <b>1</b> | <b>0</b> | <b>0</b> | <b>0.0</b> | <b>0</b> | <b>0</b> |
| <b>CAREER</b> |       | <b>1</b>      | <b>40</b> | <b>40.0</b> | <b>40</b> | <b>1</b> | <b>0</b> | <b>0</b> | <b>0.0</b> | <b>0</b> | <b>0</b> |

### PERSONAL

- » Went to Dorsey (Calif.) H.S. where he corralled nine touchdowns and had nearly 700 yards receiving as a senior. Named second-team All-City wide receiver by the L.A. Times later that year.
- » A decorated track & field athlete at Dorsey. Notched victories in the 100 meters, 200 meters, 4x100, and 4x400 relay teams to help lead Dorsey to the L.A. City Section championship as a senior.

# 14

## JUSTIN HARDY

WIDE RECEIVER  
EAST CAROLINA  
(3RD YEAR WITH FALCONS)



HEIGHT:  
**5'10"**

WEIGHT:  
**192**

BIRTHDATE:  
**12/18/91**

NFL EXP:  
**3 YRS**

ACQUIRED:  
**D4-'15**

### TRANSACTIONS

- » Selected by the Falcons in the fourth round (107th overall) of the 2015 NFL Draft.

### 2017 (FALCONS)

- » Has caught eight passes for 86 yards with one touchdown in six games this season. Caught his first touchdown of the season and the fifth score of his career in Week 4 vs. Buffalo.

### 2016 (FALCONS)

- » In 16 games, Hardy caught 21 passes for 203 yards with four touchdowns.
- » Caught his first career touchdown pass at Oakland (9/18). Pulled down a tipped ball and landed in the end zone for an eight-yard score on his lone catch of the day. His score put the Falcons ahead 28-21 with 9:29 remaining in the game.
- » Notched his second consecutive games with a touchdown catch after breaking the plane for a four-yard score to close out the first half at New Orleans (9/26). Finished the game with two catches for 26 yards.
- » Started at wide receiver and caught two passes for nine yards, including his third touchdown of the season on a three-yard pass from Matt Ryan at Los Angeles.
- » Caught four passes for 43 yards, along with his fourth touchdown of the season, against New Orleans (1/1).

### CAREER

- » Has played in 32 games with four starts in three seasons. Has caught 50 passes for 483 yards with five touchdowns.
- » Played in nine games with one start during his rookie campaign in 2015. Caught 21 passes for 194 yards and averaged 9.2 yards per reception.

### 2017 GAME-BY-GAME STATISTICS

| DATE          | OPP   | RECEIVING |            |             |             | RUSHING  |          |            |            |
|---------------|-------|-----------|------------|-------------|-------------|----------|----------|------------|------------|
|               |       | REC       | YDS        | AVG         | LG TD       | RUSH     | YDS      | AVG        | LG TD      |
| 9/10          | @ CHI | 0         | 0          | 0.0         | 0 0         | 0        | 0        | 0.0        | 0 0        |
| 9/17          | GB    | 1         | 19         | 19.0        | 19 0        | 0        | 0        | 0.0        | 0 0        |
| 9/24          | @ DET | 0         | 0          | 0.0         | 0 0         | 0        | 0        | 0.0        | 0 0        |
| 10/1          | BUF   | 2         | 12         | 6.0         | 9 1         | 0        | 0        | 0.0        | 0 0        |
| 10/15         | MIA   | 3         | 34         | 11.3        | 22 0        | 0        | 0        | 0.0        | 0 0        |
| 10/22         | @ NE  | 2         | 21         | 10.5        | 22 0        | 0        | 0        | 0.0        | 0 0        |
| 10/29         | @ NYJ | 0         | 0          | 0.0         | 0 0         | 0        | 0        | 0.0        | 0 0        |
| 11/5          | @ CAR | -         | -          | -           | - -         | -        | -        | -          | - -        |
| 11/12         | DAL   | -         | -          | -           | - -         | -        | -        | -          | - -        |
| 11/20         | @ SEA | -         | -          | -           | - -         | -        | -        | -          | - -        |
| 11/26         | TB    | -         | -          | -           | - -         | -        | -        | -          | - -        |
| 12/3          | MIN   | -         | -          | -           | - -         | -        | -        | -          | - -        |
| 12/7          | NO    | -         | -          | -           | - -         | -        | -        | -          | - -        |
| 12/18         | @ TB  | -         | -          | -           | - -         | -        | -        | -          | - -        |
| 12/24         | @ NO  | -         | -          | -           | - -         | -        | -        | -          | - -        |
| 12/31         | CAR   | -         | -          | -           | - -         | -        | -        | -          | - -        |
| <b>TOTALS</b> |       | <b>8</b>  | <b>86</b>  | <b>10.8</b> | <b>22 1</b> | <b>0</b> | <b>0</b> | <b>0.0</b> | <b>0 0</b> |
| <b>CAREER</b> |       | <b>50</b> | <b>483</b> | <b>9.7</b>  | <b>27 5</b> | <b>0</b> | <b>0</b> | <b>0.0</b> | <b>0 0</b> |

- » Made his NFL debut against Tampa Bay (11/1). Caught two passes for 21 yards.

### COLLEGE

- » Played in 63 games for Eastern Carolina and set school records with 387 receptions, 4,541 yards and 35 touchdowns during his career.
- » He caught more passes than any player in FBS history, and he is the only player in ECU's school history to post three consecutive 1,000 yard seasons.
- » In 2014, he won the Burlsworth Trophy, given to the nation's most outstanding player who began his career as a walk on. He also set the school's single season records in receptions (121) and receiving yards (1,494), which he set the previous year.
- » Served as a team captain during his senior year.
- » In 2013, he started all 13 games and recorded 114 recpetions and 1,284 receiving yards - both previous school records. He also caught eight touchdown passes.



- » He was named first team All-Conference USA and ranked fourth nationally in receptions per game with 8.8.
- » In 2012, he was named a first team All-Conference USA selection. He became the fourth receiver in school history to reach 1,000 receiving yards (1,105) in a single season, while also recording 88 catches and 11 touchdowns.
- » During his freshman year, he was a freshman all-conference choice and ECU's offensive MVP. He played in 10 games, with eight starts and set ECU freshman records with 64 receptions and 658 yards, along with six touchdowns.

## PERSONAL

- » He attended West Craven High School in North Carolina and earned all-area, all-conference and offensive player of the year honors.
- » He recorded 2,500 passing yards and 35 touchdowns, as well as 1,500 rushing yards and 10 scores during high school.
- » He earned his bachelor's degree in sports studies in May 2014, and is pursuing a second undergraduate degree in industrial technology.

| HARDY'S CAREER STATISTICS |       |             |           |            |            |           |          |          |          |            |          |          |
|---------------------------|-------|-------------|-----------|------------|------------|-----------|----------|----------|----------|------------|----------|----------|
|                           |       | RECEIVING   |           |            |            |           |          | RUSHING  |          |            |          |          |
| YEAR                      | GP/GS | REC         | YDS       | AVG        | LG         | TD        | ATT      | YDS      | AVG      | LG         | TD       |          |
| 2015                      | ATL   | 9/1         | 21        | 194        | 9.2        | 23        | 0        | 0        | 0        | 0.0        | 0        | 0        |
| 2016                      | ATL   | 16/3        | 21        | 203        | 9.7        | 27        | 4        | 0        | 0        | 0.0        | 0        | 0        |
| 2017                      | ATL   | 7/0         | 8         | 86         | 10.8       | 22        | 1        | 0        | 0        | 0.0        | 0        | 0        |
| <b>TOTALS</b>             |       | <b>32/4</b> | <b>50</b> | <b>483</b> | <b>9.7</b> | <b>27</b> | <b>5</b> | <b>0</b> | <b>0</b> | <b>0.0</b> | <b>0</b> | <b>0</b> |

| HARDY'S PLAYOFF STATISTICS |       |            |          |           |            |           |          |          |          |            |          |          |
|----------------------------|-------|------------|----------|-----------|------------|-----------|----------|----------|----------|------------|----------|----------|
|                            |       | RECEIVING  |          |           |            |           |          | RUSHING  |          |            |          |          |
| YEAR                       | GP/GS | REC        | YDS      | AVG       | LG         | TD        | ATT      | YDS      | AVG      | LG         | TD       |          |
| 2016                       | ATL   | 2/0        | 2        | 18        | 9.0        | 11        | 0        | 1        | 0        | 0.0        | 0        | 0        |
| <b>TOTALS</b>              |       | <b>2/0</b> | <b>2</b> | <b>18</b> | <b>9.0</b> | <b>11</b> | <b>0</b> | <b>1</b> | <b>0</b> | <b>0.0</b> | <b>0</b> | <b>0</b> |

| 2016 GAME-BY-GAME STATISTICS |       |           |            |            |           |          |          |          |            |          |          |  |
|------------------------------|-------|-----------|------------|------------|-----------|----------|----------|----------|------------|----------|----------|--|
|                              |       | RECEIVING |            |            |           |          |          | RUSHING  |            |          |          |  |
| DATE                         | OPP   | REC       | YDS        | AVG        | LG        | TD       | RUSH     | YDS      | AVG        | LG       | TD       |  |
| 9/11                         | TB    | 1         | 0          | 0.0        | 0         | 0        | 0        | 0        | 0.0        | 0        | 0        |  |
| 9/18                         | @ OAK | 1         | 8          | 8.0        | 8         | 1        | 0        | 0        | 0.0        | 0        | 0        |  |
| 9/26                         | @ NO  | 2         | 26         | 13.0       | 22        | 1        | 0        | 0        | 0.0        | 0        | 0        |  |
| 10/2                         | CAR   | 0         | 0          | 0.0        | 0         | 0        | 0        | 0        | 0.0        | 0        | 0        |  |
| 10/9                         | @ DEN | 0         | 0          | 0.0        | 0         | 0        | 0        | 0        | 0.0        | 0        | 0        |  |
| 10/16                        | @ SEA | 3         | 30         | 10.0       | 11        | 0        | 0        | 0        | 0.0        | 0        | 0        |  |
| 10/23                        | SD    | 2         | 6          | 3.0        | 4         | 0        | 0        | 0        | 0.0        | 0        | 0        |  |
| 10/30                        | GB    | 1         | 13         | 13.0       | 13        | 0        | 0        | 0        | 0.0        | 0        | 0        |  |
| 11/3                         | @ TB  | 0         | 0          | 0.0        | 0         | 0        | 0        | 0        | 0.0        | 0        | 0        |  |
| 11/13                        | @ PHI | 0         | 0          | 0.0        | 0         | 0        | 0        | 0        | 0.0        | 0        | 0        |  |
| 11/27                        | ARI   | 3         | 47         | 15.7       | 27        | 0        | 0        | 0        | 0.0        | 0        | 0        |  |
| 12/4                         | KC    | 1         | 5          | 5.0        | 5         | 0        | 0        | 0        | 0.0        | 0        | 0        |  |
| 12/11                        | @ LA  | 2         | 9          | 4.5        | 6         | 1        | 0        | 0        | 0.0        | 0        | 0        |  |
| 12/18                        | SF    | 1         | 16         | 16.0       | 16        | 0        | 0        | 0        | 0.0        | 0        | 0        |  |
| 12/24                        | @ CAR | 0         | 0          | 0.0        | 0         | 0        | 0        | 0        | 0.0        | 0        | 0        |  |
| 1/1                          | NO    | 4         | 43         | 10.8       | 17        | 1        | 0        | 0        | 0.0        | 0        | 0        |  |
| <b>TOTALS</b>                |       | <b>21</b> | <b>203</b> | <b>9.7</b> | <b>27</b> | <b>4</b> | <b>0</b> | <b>0</b> | <b>0.0</b> | <b>0</b> | <b>0</b> |  |
| <b>CAREER</b>                |       | <b>42</b> | <b>397</b> | <b>9.5</b> | <b>27</b> | <b>4</b> | <b>0</b> | <b>0</b> | <b>0.0</b> | <b>0</b> | <b>0</b> |  |

| 2016 POSTSEASON STATISTICS |     |           |           |            |           |          |          |          |            |          |          |  |
|----------------------------|-----|-----------|-----------|------------|-----------|----------|----------|----------|------------|----------|----------|--|
|                            |     | RECEIVING |           |            |           |          |          | RUSHING  |            |          |          |  |
| DATE                       | OPP | REC       | YDS       | AVG        | LG        | TD       | RUSH     | YDS      | AVG        | LG       | TD       |  |
| 1/14                       | SEA | 2         | 18        | 9.0        | 11        | 0        | 1        | 0        | 0.0        | 0        | 0        |  |
| 1/22                       | GB  | 0         | 0         | 0.0        | 0         | 0        | 0        | 0        | 0.0        | 0        | 0        |  |
| 2/5                        | NE  | 0         | 0         | 0.0        | 0         | 0        | 0        | 0        | 0.0        | 0        | 0        |  |
| <b>TOTALS</b>              |     | <b>2</b>  | <b>18</b> | <b>9.0</b> | <b>11</b> | <b>0</b> | <b>1</b> | <b>0</b> | <b>0.0</b> | <b>0</b> | <b>0</b> |  |

# 47

**JOSH HARRIS**  
**LONG SNAPPER**  
**AUBURN**  
(6TH YEAR WITH FALCONS)



**HEIGHT:**  
**6'1"**

**WEIGHT:**  
**240**

**BIRTHDATE:**  
**4/27/89**

**NFL EXP:**  
**6 YRS**

**ACQUIRED:**  
**CFA-'12**

## **TRANSACTIONS**

- » Signed by the Falcons as a college free agent on April 30, 2012.

## **2017 (FALCONS)**

- » Snapped for K Matt Bryant and P Matt Boshers on placekicks and punts. Bryant has converted 14 of his 17 of his field goal attempts, while adding 15 PATs. Boshers has punted 22 times for 970 yards with a 44.1-yard average (41.0 net) this season.

## **2016 (FALCONS)**

- » Snapped for K Matt Bryant and P Matt Boshers on placekicks and punts. Bryant converted 34-of-37 field goal attempts, including a 59-yard long, while adding 56 PATs and leading the league with 158 total points. Boshers punted 44 times for 2,060 yards with a 46.8 average (41.6 net) one touchback and 21 kicks downed inside the 20 in 15 games this season.

## **CAREER**

- » Has played in 87 straight games, serving as the Falcons long snapper on placekicks and punts. K Matt Bryant has connected on 148 of 169 field goal attempts and 220 of 221 extra point attempts with Harris snapping the ball.
- » Snapped for K Matt Bryant, K Shayne Graham, and P Matt Boshers on all placekicks and punts in 2015. Bryant and Graham combined to hit 25-of-31 field goals and 34-of-34 PATs. Boshers averaged 47.2 yards per punt with 24 kicks downed inside the 20.
- » Served as the Falcons long snapper on field goals, PATs, and punts in all 16 games in 2014. Snapped for K Matt Bryant who connected on 29 of 32 field goal attempts, including an NFL best seven kicks from 50-yards-or-longer.

- » Played in all 16 games in 2013. Snapped for P Matt Boshers who boasted a 46.6 yard punting average while breaking his own franchise record and ranking sixth in the NFL with a 41.1 yard net punting average.
- » Snapped for K Matt Bryant who connected on 24 of 27 field goal attempts. Bryant's 88.9 field goal percentage was the third highest of his career and his best mark since making a career-high 93.1 percent of his kicks in 2013.
- » Played in all 16 games during his rookie season, serving as the Falcons long snapper on placekicks and punts.
- » Snapped for K Matt Bryant who connected 33 of 38 field goal attempts (86.8 percent) in 2012, including all four of his attempts of 50 yards or longer. Also connected on all 44 of his extra point attempts and scored 143 points.

## **COLLEGE**

- » Served as Auburn's long snapper on field goals, punts and PATs for the last three seasons, including 2010 when the Tigers won the BCS National Championship. The Carrollton, GA native was a SEC Academic Honor Roll selection in 2008 and 2009.

## **PERSONAL**

- » Native of Carrollton, GA. Began his career at Auburn as a walk on before earning a scholarship. Named the National Sigma Nu Athlete of the Year in 2011.
- » Majored in Political Science.

# 81

## AUSTIN HOOPER

TIGHT END  
STANFORD  
(2ND YEAR WITH FALCONS)



HEIGHT:  
**6"4'**

WEIGHT:  
**254**

BIRTHDATE:  
**10/29/94**

NFL EXP:  
**2 YRS**

ACQUIRED:  
**D3-'16**

### TRANSACTIONS

- » Selected by the Falcons in the third round (81st overall) of the 2016 NFL Draft.

### 2017 (FALCONS)

- » Posted the first 100-yard game of his career after catching two passes for 128 yards, including a career-best 88-yard touchdown, to help lift Atlanta to a 23-17 win over Chicago.
- » His 88-yard touchdown reception at Chicago was the longest by a tight end in a season opening game in NFL history.
- » In seven games, has caught 22 passes for 295 yards and two touchdowns.

### 2016 (FALCONS)

- » In 14 games, Hooper caught 19 passes for 271 yards (14.3 yards per reception) with three touchdowns.
- » Caught a 19-yard touchdown pass from Matt Ryan in Super Bowl LI against New England.
- » Made his NFL debut against Tampa Bay (9/11), catching one pass for 14 yards.
- » Had a breakout game at Oakland (9/18). Caught three passes for 84 yards, including a 44-yard grab. Combined with TE Jacob Tamme (75 yards) to become the first set of tight ends in franchise history to have 75+ receiving yards in the same game.
- » Caught his first career touchdown on a 42-yard deep ball from QB Matt Ryan against Carolina (10/2).

### COLLEGE

- » Played in 27 games in his two years as a Cardinal. Caught 74 passes for 937 yards and eight touchdowns during his career.

### 2017 GAME-BY-GAME STATISTICS

| DATE          | OPP   | RECEIVING |            |             |              | RUSHING  |          |            |            |
|---------------|-------|-----------|------------|-------------|--------------|----------|----------|------------|------------|
|               |       | REC       | YDS        | AVG         | LG TD        | RUSH     | YDS      | AVG        | LG TD      |
| 9/10          | @ CHI | 2         | 128        | 64.0        | 88t 1        | 0        | 0        | 0.0        | 0 0        |
| 9/17          | GB    | 2         | 7          | 3.5         | 4 0          | 0        | 0        | 0.0        | 0 0        |
| 9/24          | @ DET | 1         | 9          | 9.0         | 9 0          | 0        | 0        | 0.0        | 0 0        |
| 10/1          | BUF   | 5         | 50         | 10.0        | 18 0         | 0        | 0        | 0.0        | 0 0        |
| 10/15         | MIA   | 7         | 48         | 6.9         | 11 0         | 0        | 0        | 0.0        | 0 0        |
| 10/22@        | NE    | 1         | 6          | 6.0         | 6 0          | 0        | 0        | 0.0        | 0 0        |
| 10/29@        | NYJ   | 4         | 47         | 11.8        | 21 1         | 0        | 0        | 0.0        | 0 0        |
| 11/5          | @ CAR | -         | -          | -           | - -          | -        | -        | -          | - -        |
| 11/12         | DAL   | -         | -          | -           | - -          | -        | -        | -          | - -        |
| 11/20@        | SEA   | -         | -          | -           | - -          | -        | -        | -          | - -        |
| 11/26         | TB    | -         | -          | -           | - -          | -        | -        | -          | - -        |
| 12/3          | MIN   | -         | -          | -           | - -          | -        | -        | -          | - -        |
| 12/7          | NO    | -         | -          | -           | - -          | -        | -        | -          | - -        |
| 12/18@        | TB    | -         | -          | -           | - -          | -        | -        | -          | - -        |
| 12/24@        | NO    | -         | -          | -           | - -          | -        | -        | -          | - -        |
| 12/31         | CAR   | -         | -          | -           | - -          | -        | -        | -          | - -        |
| <b>TOTALS</b> |       | <b>22</b> | <b>295</b> | <b>13.4</b> | <b>88t 2</b> | <b>0</b> | <b>0</b> | <b>0.0</b> | <b>0 0</b> |
| <b>CAREER</b> |       | <b>41</b> | <b>566</b> | <b>13.8</b> | <b>88t 5</b> | <b>0</b> | <b>0</b> | <b>0.0</b> | <b>0 0</b> |

- » During his sophomore year in 2015, Hooper was a Mackey Award finalist and was selected to the All-Pac 12 first team. He recorded 34 catches for 438 yards and six receiving touchdowns during his final year at Stanford.
- » Also earned third team All-America honors from the AP and second team honors from Phil Steele.
- » Earned freshman All-American and second-team All-Pac 12 honors in 2014 after posting 40 catches for 499 yards and two touchdowns.

### PERSONAL

- » Attended De La Salle (Calif.) while playing for head coach Bob Ladouceur. Was a 2012 Tacoma News Tribune Western 100 and a two-time San Francisco Chronicle all-Metro selection.
- » Led De La Salle to the 2010, 2011 and 2012 CIF Open Division state titles. De La Salle went 15-0 and ranked No. 1 nationally by ESPN and MaxPreps in 2012.

- » Caught 11 passes for 293 yards and three touchdowns with 39 tackles and 8.0 sacks in 2012. Posted nine catches for 182 yards and two touchdowns with 46 tackles and 10.5 sacks in 2011.
- » Lettered in track and field and was all-league in the shot put with a 57-8 personal best.

- » Born in San Mateo, Calif. His full name is Austin Manuel Hooper. Parents are Michael and Lillian Hooper. His father played football at San Diego State while his uncle also played at Stanford. His brother, Justin, plays baseball at UCLA. Majored in Psychology.

| <b>HOOPER'S CAREER STATISTICS</b> |             |           |            |             |            |          |          |          |            |          |          |  |
|-----------------------------------|-------------|-----------|------------|-------------|------------|----------|----------|----------|------------|----------|----------|--|
|                                   |             | RECEIVING |            |             |            |          |          | RUSHING  |            |          |          |  |
| YEAR                              | GP/GS       | REC       | YDS        | AVG         | LG         | TD       | ATT      | YDS      | AVG        | LG       | TD       |  |
| 2016                              | ATL 14/3    | 19        | 271        | 14.3        | 44         | 3        | 0        | 0        | 0.0        | 0        | 0        |  |
| 2017                              | ATL 7/4     | 22        | 295        | 13.4        | 88t        | 2        | 0        | 0        | 0.0        | 0        | 0        |  |
| <b>TOTALS</b>                     | <b>21/7</b> | <b>41</b> | <b>566</b> | <b>13.8</b> | <b>88t</b> | <b>5</b> | <b>0</b> | <b>0</b> | <b>0.0</b> | <b>0</b> | <b>0</b> |  |

| <b>HOOPER'S POSTSEASON STATISTICS</b> |            |           |           |             |            |          |          |          |            |          |          |  |
|---------------------------------------|------------|-----------|-----------|-------------|------------|----------|----------|----------|------------|----------|----------|--|
|                                       |            | RECEIVING |           |             |            |          |          | RUSHING  |            |          |          |  |
| YEAR                                  | GP/GS      | REC       | YDS       | AVG         | LG         | TD       | ATT      | YDS      | AVG        | LG       | TD       |  |
| 2016                                  | ATL 3/1    | 6         | 65        | 10.8        | 19t        | 1        | 0        | 0        | 0.0        | 0        | 0        |  |
| <b>TOTALS</b>                         | <b>3/1</b> | <b>6</b>  | <b>65</b> | <b>10.8</b> | <b>19t</b> | <b>1</b> | <b>0</b> | <b>0</b> | <b>0.0</b> | <b>0</b> | <b>0</b> |  |

| <b>HOOPER'S BEST GAMES</b> |                      |                       |                      |
|----------------------------|----------------------|-----------------------|----------------------|
| RECEPTIONS                 | RECEIVING YARDS      | LONG                  | TOUCHDOWNS           |
| 7 vs. MIA (10/15/17)       | 128 @ CHI (9/10/17)  | 88t @ CHI (9/10/17)   | 1, Five Times        |
| 5 vs. GB (10/30/16)        | 84 @ OAK (9/18/16)   | 44 @ OAK (9/18/16)    | Last @ NYJ (9/10/17) |
|                            | 50 vs. BUF (10/1/17) | 42t vs. CAR (10/2/16) |                      |

| <b>2016 GAME-BY-GAME STATISTICS</b> |       |           |            |             |           |          |          |          |            |          |          |  |
|-------------------------------------|-------|-----------|------------|-------------|-----------|----------|----------|----------|------------|----------|----------|--|
|                                     |       | RECEIVING |            |             |           |          |          | RUSHING  |            |          |          |  |
| DATE                                | OPP   | REC       | YDS        | AVG         | LG        | TD       | RUSH     | YDS      | AVG        | LG       | TD       |  |
| 9/11                                | TB    | 1         | 14         | 14.0        | 14        | 0        | 0        | 0        | 0.0        | 0        | 0        |  |
| 9/18                                | @ OAK | 3         | 84         | 28.0        | 44        | 0        | 0        | 0        | 0.0        | 0        | 0        |  |
| 9/26                                | @ NO  | 0         | 0          | 0.0         | 0         | 0        | 0        | 0        | 0.0        | 0        | 0        |  |
| 10/2                                | CAR   | 1         | 42         | 42.0        | 42t       | 1        | 0        | 0        | 0.0        | 0        | 0        |  |
| 10/9                                | @ DEN | 1         | 14         | 14.0        | 14        | 0        | 0        | 0        | 0.0        | 0        | 0        |  |
| 10/16                               | @ SEA | 0         | 0          | 0.0         | 0         | 0        | 0        | 0        | 0.0        | 0        | 0        |  |
| 10/23                               | SD    | 0         | 0          | 0.0         | 0         | 0        | 0        | 0        | 0.0        | 0        | 0        |  |
| 10/30                               | GB    | 5         | 41         | 8.2         | 17        | 0        | 0        | 0        | 0.0        | 0        | 0        |  |
| 11/3                                | @ TB  | 3         | 46         | 15.3        | 28        | 1        | 0        | 0        | 0.0        | 0        | 0        |  |
| 11/13                               | @ PHI | 1         | 8          | 8.0         | 8         | 0        | 0        | 0        | 0.0        | 0        | 0        |  |
| 11/27                               | ARI   | 2         | 8          | 4.0         | 5         | 0        | 0        | 0        | 0.0        | 0        | 0        |  |
| 12/4                                | KC    | 0         | 0          | 0.0         | 0         | 0        | 0        | 0        | 0.0        | 0        | 0        |  |
| 12/11                               | @ LA  | 1         | 5          | 5.0         | 5         | 0        | 0        | 0        | 0.0        | 0        | 0        |  |
| 12/18                               | SF    | 1         | 9          | 9.0         | 9t        | 0        | 0        | 0        | 0.0        | 0        | 0        |  |
| 12/24                               | @ CAR | INACTIVE  |            |             |           |          |          |          |            |          |          |  |
| 1/1                                 | NO    | INACTIVE  |            |             |           |          |          |          |            |          |          |  |
| <b>TOTALS</b>                       |       | <b>19</b> | <b>271</b> | <b>14.3</b> | <b>44</b> | <b>3</b> | <b>0</b> | <b>0</b> | <b>0.0</b> | <b>0</b> | <b>0</b> |  |
| <b>CAREER</b>                       |       | <b>19</b> | <b>271</b> | <b>14.3</b> | <b>44</b> | <b>3</b> | <b>0</b> | <b>0</b> | <b>0.0</b> | <b>0</b> | <b>0</b> |  |

| <b>2016 POSTSEASON STATISTICS</b> |     |           |           |             |            |          |          |          |            |          |          |  |
|-----------------------------------|-----|-----------|-----------|-------------|------------|----------|----------|----------|------------|----------|----------|--|
|                                   |     | RECEIVING |           |             |            |          |          | RUSHING  |            |          |          |  |
| DATE                              | OPP | REC       | YDS       | AVG         | LG         | TD       | RUSH     | YDS      | AVG        | LG       | TD       |  |
| 1/14                              | SEA | 1         | 10        | 10.0        | 10         | 0        | 0        | 0        | 0.0        | 0        | 0        |  |
| 1/22                              | GB  | 2         | 23        | 11.5        | 15         | 0        | 0        | 0        | 0.0        | 0        | 0        |  |
| 2/5                               | NE  | 3         | 32        | 10.7        | 19t        | 1        | 0        | 0        | 0.0        | 0        | 0        |  |
| <b>TOTALS</b>                     |     | <b>6</b>  | <b>65</b> | <b>10.8</b> | <b>19t</b> | <b>1</b> | <b>0</b> | <b>0</b> | <b>0.0</b> | <b>0</b> | <b>0</b> |  |

**36****KEMAL ISHMAEL**  
**SAFETY**  
**CENTRAL FLORIDA**  
*(5TH YEAR WITH FALCONS)***HEIGHT:**  
**6'0"****WEIGHT:**  
**206****BIRTHDATE:**  
**5/6/91****NFL EXP:**  
**4 YRS****ACQUIRED:**  
**D7a-'13****TRANSACTIONS**

- » Selected as the first of three seventh round (243rd overall) draft choices by Atlanta in 2013.

**2017 (FALCONS)**

- » Has played seven games, totaling 10 tackles (seven solo).
- » Recovered a fumble on a muffed punt at New York (10/29), allowing the Falcons to push their lead to a decisive five-point margin.

**2016 (FALCONS)**

- » Played in 13 games with four starts, posting 49 total tackles (29 solo). Saw action at both safety and linebacker before being placed on injured reserve.

**CAREER**

- » In five seasons with the Falcons, has seen action in 56 games with 19 starts. Totaled 204 tackles (131 solo), five interceptions, one forced fumble, two fumble recoveries, and 11 passes defended.
- » Played in 16 games with five starts in 2015. Collared 42 tackles (29 solo) with one interception and three passes defended. Posted the sixth-longest INT return in franchise history (84-yards) after picking off Blake Bortles (12/20).
- » Played in 16 games with 10 starts in 2014. Seeing his first significant action last season he recorded 103 total tackles (66 solo), four interceptions, one forced fumble and six pass deflections. Scored his first career touchdown on a 23-yard interception return against Tampa Bay (9/18/14).
- » Played in four games as a rookie primarily on special teams, logging one special teams tackle. Made his professional debut at Arizona (10/27/13).

**2017 GAME-BY-GAME STATISTICS**

| DATE          | OPP  | TK         | SO         | SK         | YDS        | INT      | YDS        | FF       | FR       | PD        |
|---------------|------|------------|------------|------------|------------|----------|------------|----------|----------|-----------|
| 9/10          | @CHI | 0          | 0          | 0.0        | 0.0        | 0        | 0          | 0        | 0        | 0         |
| 9/17          | GB   | 0          | 0          | 0.0        | 0.0        | 0        | 0          | 0        | 0        | 0         |
| 9/24          | @DET | 0          | 0          | 0.0        | 0.0        | 0        | 0          | 0        | 0        | 0         |
| 10/1          | BUF  | 0          | 0          | 0.0        | 0.0        | 0        | 0          | 0        | 0        | 0         |
| 10/15         | MIA  | 0          | 0          | 0.0        | 0.0        | 0        | 0          | 0        | 0        | 0         |
| 10/22         | @NE  | 9          | 7          | 0.0        | 0.0        | 0        | 0          | 0        | 0        | 0         |
| 10/29         | @NYJ | 1          | 0          | 0.0        | 0.0        | 0        | 0          | 0        | 1        | 0         |
| 11/5          | @CAR | -          | -          | --         | --         | -        | -          | -        | -        | -         |
| 11/12         | DAL  | -          | -          | --         | --         | -        | -          | -        | -        | -         |
| 11/20         | @SEA | -          | -          | --         | --         | -        | -          | -        | -        | -         |
| 11/26         | TB   | -          | -          | --         | --         | -        | -          | -        | -        | -         |
| 12/3          | MIN  | -          | -          | --         | --         | -        | -          | -        | -        | -         |
| 12/7          | NO   | -          | -          | --         | --         | -        | -          | -        | -        | -         |
| 12/18         | @TB  | -          | -          | --         | --         | -        | -          | -        | -        | -         |
| 12/24         | @NO  | -          | -          | --         | --         | -        | -          | -        | -        | -         |
| 12/31         | CAR  | -          | -          | --         | --         | -        | -          | -        | -        | -         |
| <b>TOTALS</b> |      | <b>10</b>  | <b>7</b>   | <b>0.0</b> | <b>0.0</b> | <b>0</b> | <b>0</b>   | <b>0</b> | <b>1</b> | <b>0</b>  |
| <b>CAREER</b> |      | <b>204</b> | <b>131</b> | <b>0.0</b> | <b>0.0</b> | <b>5</b> | <b>124</b> | <b>1</b> | <b>2</b> | <b>11</b> |

**COLLEGE**

- » Collared 368 total tackles (213 solo) with 9.5 tackles for loss, six interceptions, six forced fumbles, six fumble recoveries, and one sack in 53 career games at Central Florida.
- » Finished his career as the Knights all-time leader in tackles among defensive backs and just the third player in UCF history to lead the team in tackles three times during his career.
- » Posted 124 total tackles (68 solo) with five tackles for loss, four passes defense, three interceptions, three forced fumbles, three fumble recoveries, and three forced fumbles in 2012.
- » Closed out his Black and Gold career by starting his final 49 games and leading the Knights to the C-USA championship game.
- » As a senior in 2012, was named the Conference USA Defensive Player of the Year and a First Team All-C-USA selection.
- » As a junior in 2011, earned All-C-USA honorable mention honors after starting all 12 games and posting a team-high 81 tackles (39 solo) with 2 three passes defended and 2.5 tackles for loss.

- » Was a first team All-C-USA performer during his sophomore season in 2010 finishing the season with a team-high 93 tackles (57 solo), five passes defended, two interceptions, two forced fumbles, and one fumble recovery.
- » Appeared in 13 games with nine starts as a true freshman in 2009 and posted 70 tackles (49 solo) with one tackle for loss, one interception, one pass broken up, and one fumble recovery.

## PERSONAL

- » Was an All-Dade county performer at North Miami Beach High School.
- » Helped North Miami Beach to the 2006 state semifinals, an undefeated campaign in 2007 and the state playoffs again in 2008.
- » Son of Blessed and Darlene Ishmael. Majored in general studies with a minor in coaching at UCF.

## ISHMAEL'S CAREER STATISTICS

| YEAR         | GP/GS | TK           | SO         | AST        | SK        | YDS        | INT        | YDS      | LG         | TD        | PD       | FF        | FR       | YDS      | TD       |
|--------------|-------|--------------|------------|------------|-----------|------------|------------|----------|------------|-----------|----------|-----------|----------|----------|----------|
| 2013         | ATL   | 3/0          | 0          | 0          | 0         | 0.0        | 0.0        | 0        | 0          | 0         | 0        | 0         | 0        | 0        | 0        |
| 2014         | ATL   | 17/10        | 103        | 66         | 37        | 0.0        | 0.0        | 4        | 37         | 23        | 1        | 6         | 1        | 1        | 0        |
| 2015         | ATL   | 16/5         | 42         | 29         | 13        | 0.0        | 0.0        | 1        | 84         | 84        | 0        | 3         | 0        | 0        | 0        |
| 2016         | ATL   | 13/4         | 49         | 29         | 20        | 0.0        | 0.0        | 0        | 0          | 0         | 2        | 0         | 0        | 0        | 0        |
| 2017         | ATL   | 7/0          | 10         | 7          | 3         | 0.0        | 0.0        | 0        | 0          | 0         | 0        | 0         | 1        | 0        | 0        |
| <b>TOTAL</b> |       | <b>56/19</b> | <b>204</b> | <b>131</b> | <b>73</b> | <b>0.0</b> | <b>0.0</b> | <b>5</b> | <b>124</b> | <b>84</b> | <b>1</b> | <b>11</b> | <b>2</b> | <b>0</b> | <b>0</b> |

### 2016 GAME-BY-GAME STATISTICS

| DATE          | OPP  | TK         | SO         | SK              | YDS        | INT      | YDS        | FF       | FR       | PD        |
|---------------|------|------------|------------|-----------------|------------|----------|------------|----------|----------|-----------|
| 9/11          | TB   | 7          | 5          | 0.0             | 0.0        | 0        | 0          | 0        | 0        | 0         |
| 9/18          | @OAK | 15         | 13         | 0.0             | 0.0        | 0        | 0          | 0        | 0        | 1         |
| 9/26          | @NO  | 5          | 2          | 0.0             | 0.0        | 0        | 0          | 0        | 0        | 0         |
| 10/2          | CAR  | 3          | 3          | 0.0             | 0.0        | 0        | 0          | 0        | 0        | 0         |
| 10/9          | @DEN | 10         | 4          | 0.0             | 0.0        | 0        | 0          | 0        | 0        | 1         |
| 10/16         | @SEA | 8          | 4          | 0.0             | 0.0        | 0        | 0          | 0        | 0        | 0         |
| 10/23         | SD   | 0          | 0          | 0.0             | 0.0        | 0        | 0          | 0        | 0        | 0         |
| 10/30         | GB   | 0          | 0          | 0.0             | 0.0        | 0        | 0          | 0        | 0        | 0         |
| 11/3          | @TB  | 0          | 0          | 0.0             | 0.0        | 0        | 0          | 0        | 0        | 0         |
| 11/23         | @PHI | 0          | 0          | 0.0             | 0.0        | 0        | 0          | 0        | 0        | 0         |
| 11/27         | ARI  | 0          | 0          | 0.0             | 0.0        | 0        | 0          | 0        | 0        | 0         |
| 12/4          | KC   | 1          | 0          | 0.0             | 0.0        | 0        | 0          | 0        | 0        | 0         |
| 12/11         | @LA  | 0          | 0          | 0.0             | 0.0        | 0        | 0          | 0        | 0        | 0         |
| 12/18         | SF   |            |            | INJURED RESERVE |            |          |            |          |          |           |
| 12/24         | @CAR |            |            | INJURED RESERVE |            |          |            |          |          |           |
| 1/1           | NO   |            |            | INJURED RESERVE |            |          |            |          |          |           |
| <b>TOTALS</b> |      | <b>49</b>  | <b>29</b>  | <b>0.0</b>      | <b>0.0</b> | <b>0</b> | <b>0</b>   | <b>0</b> | <b>0</b> | <b>2</b>  |
| <b>CAREER</b> |      | <b>194</b> | <b>124</b> | <b>0.0</b>      | <b>0.0</b> | <b>5</b> | <b>124</b> | <b>1</b> | <b>1</b> | <b>11</b> |

### 2014 GAME-BY-GAME STATISTICS

| DATE          | OPP  | TK         | SO        | SK         | YDS        | INT      | YDS       | FF       | FR       | PD       |
|---------------|------|------------|-----------|------------|------------|----------|-----------|----------|----------|----------|
| 9/7           | NO   | 1          | 0         | 0.0        | 0          | 0        | 0         | 0        | 0        | 0        |
| 9/14          | @CIN | 5          | 4         | 0.0        | 0          | 1        | 23        | 0        | 0        | 1        |
| 9/18          | TB   | 0          | 0         | 0.0        | 0          | 0        | 0         | 0        | 0        | 0        |
| 9/28          | @MIN | 7          | 1         | 0.0        | 0          | 0        | 0         | 0        | 0        | 0        |
| 10/5          | @NYG | 15         | 9         | 0.0        | 0          | 0        | 0         | 0        | 0        | 1        |
| 10/12         | CHI  | 9          | 6         | 0.0        | 0          | 0        | 0         | 0        | 0        | 0        |
| 10/19         | @BAL | 6          | 3         | 0.0        | 0.0        | 0        | 0         | 0        | 0        | 0        |
| 10/26         | DET  | 9          | 6         | 0.0        | 0          | 0        | 0         | 0        | 0        | 0        |
| 11/9          | @TB  | 3          | 3         | 0.0        | 0          | 1        | 0         | 0        | 0        | 1        |
| 11/16         | @CAR | 7          | 5         | 0.0        | 0          | 1        | 0         | 0        | 0        | 2        |
| 11/23         | CLE  | 11         | 7         | 0.0        | 0          | 1        | 14        | 0        | 0        | 0        |
| 11/30         | ARI  | 3          | 2         | 0.0        | 0          | 0        | 0         | 0        | 0        | 0        |
| 12/8          | @GB  | 7          | 5         | 0.0        | 0          | 0        | 0         | 0        | 0        | 1        |
| 12/14         | PIT  | 9          | 5         | 0.0        | 0.0        | 0        | 0         | 0        | 0        | 0        |
| 12/21         | @NO  | 4          | 3         | 0.0        | 0.0        | 0        | 0         | 1        | 1        | 0        |
| 12/28         | CAR  | 7          | 7         | 0.0        | 0.0        | 0        | 0         | 0        | 0        | 0        |
| <b>TOTALS</b> |      | <b>103</b> | <b>66</b> | <b>0.0</b> | <b>0.0</b> | <b>4</b> | <b>37</b> | <b>1</b> | <b>1</b> | <b>6</b> |
| <b>CAREER</b> |      | <b>103</b> | <b>66</b> | <b>0.0</b> | <b>0.0</b> | <b>4</b> | <b>37</b> | <b>1</b> | <b>1</b> | <b>6</b> |

### 2013 GAME-BY-GAME STATISTICS

| DATE          | OPP  | TK       | SO       | SK         | YDS        | INT      | YDS      | FF       | FR       | PD       |
|---------------|------|----------|----------|------------|------------|----------|----------|----------|----------|----------|
| 9/8           | @NO  |          |          | INACTIVE   |            |          |          |          |          |          |
| 9/15          | STL  |          |          | INACTIVE   |            |          |          |          |          |          |
| 9/22          | @MIA |          |          | INACTIVE   |            |          |          |          |          |          |
| 9/29          | NE   |          |          | INACTIVE   |            |          |          |          |          |          |
| 10/7          | NYJ  |          |          | INACTIVE   |            |          |          |          |          |          |
| 10/20         | TB   |          |          | INACTIVE   |            |          |          |          |          |          |
| 10/27         | @ARZ | 0        | 0        | 0.0        | 0.0        | 0        | 0        | 0        | 0        | 0        |
| 11/3          | @CAR |          |          | INACTIVE   |            |          |          |          |          |          |
| 11/10         | SEA  |          |          | INACTIVE   |            |          |          |          |          |          |
| 11/17         | @TB  |          |          | INACTIVE   |            |          |          |          |          |          |
| 11/21         | NO   |          |          | INACTIVE   |            |          |          |          |          |          |
| 12/1          | @BUF |          |          | INACTIVE   |            |          |          |          |          |          |
| 12/8          | @GB  |          |          | INACTIVE   |            |          |          |          |          |          |
| 12/15         | WAS  | 0        | 0        | 0.0        | 0.0        | 0        | 0        | 0        | 0        | 0        |
| 12/23         | @SF  | 0        | 0        | 0.0        | 0.0        | 0        | 0        | 0        | 0        | 0        |
| 12/29         | CAR  | 0        | 0        | 0.0        | 0.0        | 0        | 0        | 0        | 0        | 0        |
| <b>TOTALS</b> |      | <b>0</b> | <b>0</b> | <b>0.0</b> | <b>0.0</b> | <b>0</b> | <b>0</b> | <b>0</b> | <b>0</b> | <b>0</b> |
| <b>CAREER</b> |      | <b>0</b> | <b>0</b> | <b>0.0</b> | <b>0.0</b> | <b>0</b> | <b>0</b> | <b>0</b> | <b>0</b> | <b>0</b> |

**97****GRADY JARRETT**  
**DEFENSIVE TACKLE**  
**CLEMSON**  
(3RD YEAR WITH FALCONS)**HEIGHT:**  
**6'0"****WEIGHT:**  
**305****BIRTHDATE:**  
**4/28/93****NFL EXP:**  
**3 YRS****ACQUIRED:**  
**D5-'15**

### TRANSACTIONS

- » Selected by the Falcons in the fifth round (137th overall) of the 2015 NFL Draft.

### 2017 (FALCONS)

- » Has started each of the first seven games of 2017, tallying 27 tackles (17 solo), seven tackles for loss, one half sack, and three quarterback hits.

### 2016 (FALCONS)

- » Played in 16 games with 14 starts and totaled 47 tackles (20 solo) while adding three sacks, four tackles for loss, and one fumble recovery.
- » Tied an NFL record with three sacks in Super Bowl LI against New England. Since sacks became an official statistic in 1982, three other players have posted three in the Super Bowl - Darnell Dockett, Kony Ealy, and Reggie White.

### CAREER

- » Has seen action in 38 games with 23 starts while totaling 99 tackles (51 solo) with 4.5 sacks, 13 tackles for loss, one fumble recovery, and 15 quarterback hits.
- » Played in 15 games, making two starts, and totaled 24 tackles (13 solo) with one sack, four tackles for loss and two quarterback hits as a rookie in 2015.
- » Had his best game as a rookie at Tampa Bay (12/6), logging four tackles, one tackle for loss, and his first career sack.
- » Made his first career start at Carolina (12/13). Posted a career-best six tackles.

### COLLEGE

- » Finished his career starting 37 of the 48 games he played in and tallied 207 total tackles, 29.5 tackles for loss, 5.5 sacks, two forced fumbles and four fumble recoveries.

### 2017 GAME-BY-GAME STATISTICS

| DATE          | OPP  | TK        | SO        | SK         | YDS         | INT      | YDS      | FF       | FR       | PD       |
|---------------|------|-----------|-----------|------------|-------------|----------|----------|----------|----------|----------|
| 9/10          | @CHI | 0         | 0         | 0.0        | 0.0         | 0        | 0        | 0        | 0        | 0        |
| 9/17          | GB   | 0         | 0         | 0.0        | 0.0         | 0        | 0        | 0        | 0        | 0        |
| 9/24          | @DET | 4         | 4         | 0.0        | 0.0         | 0        | 0        | 0        | 0        | 0        |
| 10/1          | BUF  | 7         | 4         | 0.0        | 0.0         | 0        | 0        | 0        | 0        | 0        |
| 10/15         | MIA  | 4         | 1         | 0.0        | 0.0         | 0        | 0        | 0        | 0        | 0        |
| 10/22         | @NE  | 5         | 4         | 0.0        | 0.0         | 0        | 0        | 0        | 0        | 0        |
| 10/29         | @NYJ | 7         | 4         | 0.5        | 3.5         | 0        | 0        | 0        | 0        | 0        |
| 11/5          | @CAR | -         | -         | --         | --          | -        | -        | -        | -        | -        |
| 11/12         | DAL  | -         | -         | --         | --          | -        | -        | -        | -        | -        |
| 11/20         | @SEA | -         | -         | --         | --          | -        | -        | -        | -        | -        |
| 11/26         | TB   | -         | -         | --         | --          | -        | -        | -        | -        | -        |
| 12/3          | MIN  | -         | -         | --         | --          | -        | -        | -        | -        | -        |
| 12/7          | NO   | -         | -         | --         | --          | -        | -        | -        | -        | -        |
| 12/18         | @TB  | -         | -         | --         | --          | -        | -        | -        | -        | -        |
| 12/24         | @NO  | -         | -         | --         | --          | -        | -        | -        | -        | -        |
| 12/31         | CAR  | -         | -         | --         | --          | -        | -        | -        | -        | -        |
| <b>TOTALS</b> |      | <b>27</b> | <b>17</b> | <b>0.5</b> | <b>3.5</b>  | <b>0</b> | <b>0</b> | <b>0</b> | <b>0</b> | <b>0</b> |
| <b>CAREER</b> |      | <b>99</b> | <b>51</b> | <b>4.5</b> | <b>26.5</b> | <b>0</b> | <b>0</b> | <b>0</b> | <b>1</b> | <b>0</b> |

- » In 2014, he was named a permanent co-captain, and was named a third team All-American by Athlon. He was also selected first team All-ACC.
- » He started all 13 games during his senior year in 2014 and recorded 73 total tackles, 10 tackles for loss, 1.5 sacks, two forced fumbles and one fumble recovery.
- » In 2013 he posted 83 tackles, 11 tackles for loss, two sacks and two fumble recoveries. He earned All-ACC honors from the media and coaches as well.
- » In 2012, he was selected as an honorable mention sophomore All-American, an honorable mention All-ACC pick and was named the co-defensive player of the year by Clemson's coaching staff.

### PERSONAL

- » He attended Rockdale County High School in Conyers, GA and recorded 101 tackles, 31.5 tackles for loss and nine sacks as a senior.
- » He graduated from Clemson with a degree in Management in December of 2014.

### JARRETT'S CAREER STATISTICS

| YEAR         | GP/GS | TK           | SO        | AST       | SK        | YDS        | INT         | YDS      | LG       | TD       | PD       | FF       | FR       | YDS      | TD       |
|--------------|-------|--------------|-----------|-----------|-----------|------------|-------------|----------|----------|----------|----------|----------|----------|----------|----------|
| 2015         | ATL   | 15/2         | 24        | 13        | 11        | 1.0        | 5.0         | 0        | 0        | 0        | 0        | 0        | 0        | 0        | 0        |
| 2016         | ATL   | 16/14        | 48        | 21        | 27        | 3.0        | 18.0        | 0        | 0        | 0        | 0        | 0        | 1        | 0        | 0        |
| 2017         | ATL   | 7/7          | 27        | 17        | 10        | 0.5        | 3.5         | 0        | 0        | 0        | 0        | 0        | 0        | 0        | 0        |
| <b>TOTAL</b> |       | <b>38/23</b> | <b>99</b> | <b>51</b> | <b>48</b> | <b>4.0</b> | <b>23.0</b> | <b>0</b> | <b>0</b> | <b>0</b> | <b>0</b> | <b>0</b> | <b>1</b> | <b>0</b> | <b>0</b> |

### JARRETT'S POSTSEASON STATISTICS

| YEAR         | GP/GS | TK         | SO        | AST      | SK       | YDS        | INT         | YDS      | LG       | TD       | PD       | FF       | FR       | YDS      | TD       |
|--------------|-------|------------|-----------|----------|----------|------------|-------------|----------|----------|----------|----------|----------|----------|----------|----------|
| 2016         | ATL   | 3/3        | 10        | 7        | 3        | 3.0        | 11.0        | 0        | 0        | 0        | 0        | 0        | 0        | 0        | 0        |
| <b>TOTAL</b> |       | <b>3/3</b> | <b>10</b> | <b>7</b> | <b>3</b> | <b>3.0</b> | <b>11.0</b> | <b>0</b> | <b>0</b> | <b>0</b> | <b>0</b> | <b>0</b> | <b>0</b> | <b>0</b> | <b>0</b> |

### JARRETT'S BEST GAMES

| TACKLES               | SACKS                | QB HIT                  | TACKLES FOR LOSS     |
|-----------------------|----------------------|-------------------------|----------------------|
| 7, Two Times          | 1.0, Four Times      | 2, Two Times            | 3 @ NYJ (10/29/17)   |
| Last @ NYJ (10/29/17) | Last vs. NO (1/1/17) | Last @ DET (9/24/17)    | 2, Two Times         |
| 6 @ CAR (12/13/15)    | 0.5 @ NYJ (10/29/17) | 1, Five Times           | Last @ DET (9/24/17) |
|                       |                      | Last vs. ARI (11/28/16) |                      |

### 2016 GAME-BY-GAME STATISTICS

| DATE          | OPP  | TK        | SO        | SK         | YDS         | INT      | YDS      | FF       | FR       | PD       |
|---------------|------|-----------|-----------|------------|-------------|----------|----------|----------|----------|----------|
| 9/11          | TB   | 3         | 1         | 0.0        | 0.0         | 0        | 0        | 0        | 0        | 0        |
| 9/18          | @OAK | 3         | 3         | 0.0        | 0.0         | 0        | 0        | 0        | 0        | 0        |
| 9/26          | @NO  | 2         | 2         | 0.0        | 0.0         | 0        | 0        | 0        | 0        | 0        |
| 10/2          | CAR  | 1         | 0         | 0.0        | 0.0         | 0        | 0        | 0        | 0        | 0        |
| 10/9          | @DEN | 3         | 1         | 1.0        | 5.0         | 0        | 0        | 0        | 0        | 0        |
| 10/16         | @SEA | 7         | 0         | 0.0        | 0.0         | 0        | 0        | 0        | 0        | 0        |
| 10/23         | SD   | 1         | 0         | 0.0        | 0.0         | 0        | 0        | 0        | 0        | 0        |
| 10/30         | GB   | 2         | 0         | 0.0        | 0.0         | 0        | 0        | 0        | 0        | 0        |
| 11/3          | @TB  | 2         | 2         | 1.0        | 5.0         | 0        | 0        | 0        | 0        | 0        |
| 11/23         | @PHI | 5         | 4         | 0.0        | 0.0         | 0        | 0        | 0        | 0        | 0        |
| 11/27         | ARI  | 3         | 1         | 0.0        | 0.0         | 0        | 0        | 0        | 0        | 0        |
| 12/4          | KC   | 2         | 1         | 0.0        | 0.0         | 0        | 0        | 0        | 1        | 0        |
| 12/11         | @LA  | 3         | 2         | 0.0        | 0.0         | 0        | 0        | 0        | 0        | 0        |
| 12/18         | SF   | 3         | 0         | 0.0        | 0.0         | 0        | 0        | 0        | 0        | 0        |
| 12/24         | @CAR | 4         | 1         | 0.0        | 0.0         | 0        | 0        | 0        | 0        | 0        |
| 1/1           | NO   | 3         | 1         | 1.0        | 8.0         | 0        | 0        | 0        | 0        | 0        |
| <b>TOTALS</b> |      | <b>48</b> | <b>21</b> | <b>3.0</b> | <b>18.0</b> | <b>0</b> | <b>0</b> | <b>0</b> | <b>1</b> | <b>0</b> |
| <b>CAREER</b> |      | <b>72</b> | <b>34</b> | <b>4.0</b> | <b>23.0</b> | <b>0</b> | <b>0</b> | <b>0</b> | <b>1</b> | <b>0</b> |

### 2016 POSTSEASON STATISTICS

| DATE          | OPP | TK        | SO       | SK         | YDS         | INT      | YDS      | FF       | FR       | PD       |
|---------------|-----|-----------|----------|------------|-------------|----------|----------|----------|----------|----------|
| 1/14          | SEA | 4         | 3        | 0.0        | 0.0         | 0        | 0        | 0        | 0        | 0        |
| 1/22          | GB  | 1         | 0        | 0.0        | 0.0         | 0        | 0        | 0        | 0        | 0        |
| 2/5           | NE  | 5         | 4        | 3.0        | 11.0        | 0        | 0        | 0        | 0        | 0        |
| <b>TOTALS</b> |     | <b>10</b> | <b>7</b> | <b>3.0</b> | <b>11.0</b> | <b>0</b> | <b>0</b> | <b>0</b> | <b>0</b> | <b>0</b> |



# 45

**DEION JONES**  
**LINEBACKER**  
**LOUISIANA STATE UNIVERSITY**  
(2ND YEAR WITH FALCONS)



**HEIGHT:** 6"1' | **WEIGHT:** 227 | **BIRTHDATE:** 11/4/94 | **NFL EXP:** 2 YRS | **ACQUIRED:** D2-'16

### TRANSACTIONS

» Selected by the Falcons in the second round (52nd overall) of the 2016 NFL Draft.

### 2017 (FALCONS)

» In seven games, has tallied 60 tackles (43 solo), one interception, one sack, two tackles for loss, and three passes defensed.

### 2016 (FALCONS)

» Has played in 15 games with 13 starts. Tied for the team lead with 106 total tackles (75 solo). Has also added three interceptions, two touchdowns, two quarterback hits, four tackles for loss, two forced fumbles and 11 passes defensed.

» Started at linebacker in his NFL debut against Tampa Bay (9/11). Posted six tackles (five solo) with one quarterback hit.

» Totaled nine tackles, one interception and two passes defensed at New Orleans (9/26). Lifted the Falcons to victory with a 90-yard pick six in the third quarter. His interception return is tied for the third longest in franchise history with Ken Reaves and trails only Tom Pridemore (101), Chevis Jackson (95).

» Earned NFC Defensive Rookie of the Month in September. Recorded 25 total tackles, which led all rookies in that category during the month.

» Grabbed his third interception of the season and second touchdown in Atlanta's 42-14 win over Los Angeles (12/11). The rookie from LSU intercepted Jared Goff and returned the pick 33 yards for a score. With the INT, Jones became just the fourth Falcon - first Falcons rookie - to return two interceptions for touchdowns in a single season.

### 2017 GAME-BY-GAME STATISTICS

| DATE          | OPP  | TK         | SO         | SK         | YDS        | INT      | YDS        | FF       | FR       | PD        |
|---------------|------|------------|------------|------------|------------|----------|------------|----------|----------|-----------|
| 9/10          | @CHI | 7          | 6          | 0.0        | 0.0        | 0        | 0          | 0        | 0        | 0         |
| 9/17          | GB   | 5          | 4          | 0.0        | 0.0        | 0        | 0          | 0        | 0        | 1         |
| 9/24          | @DET | 7          | 6          | 0.0        | 0.0        | 0        | 0          | 0        | 0        | 1         |
| 10/1          | BUF  | 8          | 6          | 1.0        | 0.0        | 0        | 0          | 0        | 0        | 0         |
| 10/15         | MIA  | 11         | 6          | 0.0        | 0.0        | 1        | 1          | 0        | 0        | 1         |
| 10/22         | @NE  | 11         | 6          | 0.0        | 0.0        | 0        | 0          | 0        | 0        | 0         |
| 10/29         | @NYJ | 11         | 9          | 0.0        | 0.0        | 0        | 0          | 0        | 0        | 0         |
| 11/5          | @CAR | -          | -          | --         | --         | -        | -          | -        | -        | -         |
| 11/12         | DAL  | -          | -          | --         | --         | -        | -          | -        | -        | -         |
| 11/20         | @SEA | -          | -          | --         | --         | -        | -          | -        | -        | -         |
| 11/26         | TB   | -          | -          | --         | --         | -        | -          | -        | -        | -         |
| 12/3          | MIN  | -          | -          | --         | --         | -        | -          | -        | -        | -         |
| 12/7          | NO   | -          | -          | --         | --         | -        | -          | -        | -        | -         |
| 12/18         | @TB  | -          | -          | --         | --         | -        | -          | -        | -        | -         |
| 12/24         | @NO  | -          | -          | --         | --         | -        | -          | -        | -        | -         |
| 12/31         | CAR  | -          | -          | --         | --         | -        | -          | -        | -        | -         |
| <b>TOTALS</b> |      | <b>60</b>  | <b>43</b>  | <b>1.0</b> | <b>0.0</b> | <b>1</b> | <b>1</b>   | <b>0</b> | <b>0</b> | <b>3</b>  |
| <b>CAREER</b> |      | <b>166</b> | <b>118</b> | <b>1.0</b> | <b>0.0</b> | <b>4</b> | <b>166</b> | <b>2</b> | <b>0</b> | <b>14</b> |

» Sealed Atlanta's Divisional Round playoff win when he intercepted a Russell Wilson pass with just over two minutes remaining in the game. Added five tackles and one tackle for loss.

### COLLEGE

» Played in 51 games with 12 starts, with 11 of those starts coming last season during his senior year for the Tigers. Jones made the most of his senior season by leading LSU in tackles with 100. He recorded a total of 165 tackles, 21.0 tackles for loss, and 5.0 sacks during his career in Baton Rouge.

» Earned recognition as a permanent team captain for the 2015 season in a post-season vote by the team. Was also named LSU's defensive MVP for 2015, along with defensive back Jamal Adams.

- » Played in all 12 games with 11 starts as a senior in 2015. Named one of five finalists for the Butkus Award, which is given annually to the top linebacker in college football.
- » Led Tigers with 100 tackles and 13.5 tackles for loss. Also added 5.0 sacks, six QB hurries and a pair of interceptions. Posted double-digit tackles in six of LSU's 12 games, including a career-best 14 stops against Ole Miss.
- » Saw action in all 13 games and started at Will linebacker in place of Kwon Alexander versus Louisiana Monroe during his junior season in 2014. Tallied 27 total tackles and 3.5 tackles for a loss. His eight special teams tackles ranked third on the team.
- » Played in all 13 games as a sophomore in 2013. Continued to make his mark as a hard-hitting player on kickoff coverage. Tallied 15 total tackles.
- » Saw action in 13 games as a true freshman. Made an impact on kickoff coverage and finished the year with 23 tackles, most of which came on special teams. Also added three tackles for loss and recovered a fumble.

## PERSONAL

- » Led Jesuit High School to one of the best seasons in school history as a senior, finishing 12-1 and reaching the quarterfinals of the 5A playoffs. Named LSWA Class 5A Outstanding Defensive Player and first-team All-State in 2011 after posting 179 tackles, eight sacks, five forced fumbles, three interceptions and three fumble recoveries.
- » Named the New Orleans 5A Catholic League Defensive Player of the Year in 2011. Also named to the New Orleans Times-Picayune 2012 Blue Chip list and was listed on the 2011 Jackson Clarion Herald Elite Football Team in addition to earning the New Orleans Times-Picayune Metro Defensive Player of the Year award.
- » Parents are Cal and Tahonas Jones. Nicknamed "Debo". Has a sister, Cassidy. Majored in sport administration.

### JONES' CAREER STATISTICS

| YEAR         | GP/GS        | TK         | SO         | AST       | SK         | YDS        | INT      | YDS        | LG         | TD       | PD        | FF       | FR       | YDS      | TD       |
|--------------|--------------|------------|------------|-----------|------------|------------|----------|------------|------------|----------|-----------|----------|----------|----------|----------|
| 2016         | ATL 15/13    | 106        | 75         | 31        | 0.0        | 0.0        | 3        | 165        | 90t        | 2        | 11        | 2        | 0        | 0        | 0        |
| 2017         | ATL 7/7      | 60         | 43         | 17        | 1.0        | 0.0        | 1        | 1          | 1          | 0        | 3         | 0        | 0        | 0        | 0        |
| <b>TOTAL</b> | <b>22/20</b> | <b>166</b> | <b>118</b> | <b>48</b> | <b>1.0</b> | <b>0.0</b> | <b>4</b> | <b>166</b> | <b>90t</b> | <b>2</b> | <b>14</b> | <b>2</b> | <b>0</b> | <b>0</b> | <b>0</b> |

### JONES' POSTSEASON STATISTICS

| YEAR         | GP/GS      | TK        | SO        | AST      | SK         | YDS        | INT      | YDS       | LG        | TD       | PD       | FF       | FR       | YDS      | TD       |
|--------------|------------|-----------|-----------|----------|------------|------------|----------|-----------|-----------|----------|----------|----------|----------|----------|----------|
| 2016         | ATL 3/3    | 20        | 15        | 5        | 0.0        | 0.0        | 1        | 28        | 28        | 0        | 3        | 1        | 0        | 0        | 0        |
| <b>TOTAL</b> | <b>3/3</b> | <b>20</b> | <b>15</b> | <b>5</b> | <b>0.0</b> | <b>0.0</b> | <b>1</b> | <b>28</b> | <b>28</b> | <b>0</b> | <b>3</b> | <b>1</b> | <b>0</b> | <b>0</b> | <b>0</b> |

**2016 GAME-BY-GAME STATISTICS**

| DATE          | OPP  | TK         | SO        | SK         | YDS        | INT      | YDS        | FF       | FR       | PD        |
|---------------|------|------------|-----------|------------|------------|----------|------------|----------|----------|-----------|
| 9/11          | TB   | 6          | 5         | 0.0        | 0.0        | 0        | 0          | 0        | 0        | 0         |
| 9/18          | @OAK | 10         | 7         | 0.0        | 0.0        | 0        | 0          | 0        | 0        | 0         |
| 9/26          | @NO  | 9          | 8         | 0.0        | 0.0        | 1        | 90t        | 0        | 0        | 2         |
| 10/2          | CAR  | 5          | 4         | 0.0        | 0.0        | 0        | 0          | 0        | 0        | 0         |
| 10/9          | @DEN | INACTIVE   |           |            |            |          |            |          |          |           |
| 10/16         | @SEA | 4          | 1         | 0.0        | 0.0        | 0        | 0          | 1        | 0        | 1         |
| 10/23         | SD   | 7          | 5         | 0.0        | 0.0        | 1        | 42         | 0        | 0        | 1         |
| 10/30         | GB   | 4          | 3         | 0.0        | 0.0        | 0        | 0          | 0        | 0        | 0         |
| 11/3          | @TB  | 6          | 6         | 0.0        | 0.0        | 0        | 0          | 0        | 0        | 0         |
| 11/23         | @PHI | 11         | 9         | 0.0        | 0.0        | 0        | 0          | 0        | 0        | 1         |
| 11/27         | ARI  | 5          | 3         | 0.0        | 0.0        | 0        | 0          | 0        | 0        | 0         |
| 12/4          | KC   | 7          | 4         | 0.0        | 0.0        | 0        | 0          | 0        | 0        | 0         |
| 12/11         | @LA  | 5          | 4         | 0.0        | 0.0        | 1        | 33t        | 0        | 0        | 2         |
| 12/18         | SF   | 8          | 3         | 0.0        | 0.0        | 0        | 0          | 1        | 0        | 0         |
| 12/24         | @CAR | 13         | 8         | 0.0        | 0.0        | 0        | 0          | 0        | 0        | 1         |
| 1/1           | NO   | 6          | 5         | 0.0        | 0.0        | 0        | 0          | 0        | 0        | 3         |
| <b>TOTALS</b> |      | <b>106</b> | <b>75</b> | <b>0.0</b> | <b>0.0</b> | <b>3</b> | <b>90t</b> | <b>2</b> | <b>0</b> | <b>11</b> |
| <b>CAREER</b> |      | <b>106</b> | <b>75</b> | <b>0.0</b> | <b>0.0</b> | <b>3</b> | <b>90t</b> | <b>2</b> | <b>0</b> | <b>8</b>  |

**2016 POSTSEASON STATISTICS**

| DATE          | OPP | TK        | SO        | SK         | YDS        | INT      | YDS       | FF       | FR       | PD       |
|---------------|-----|-----------|-----------|------------|------------|----------|-----------|----------|----------|----------|
| 1/14          | SEA | 5         | 3         | 0.0        | 0.0        | 1        | 28        | 0        | 0        | 1        |
| 1/22          | GB  | 6         | 5         | 0.0        | 0.0        | 0        | 0         | 0        | 0        | 1        |
| 2/5           | NE  | 9         | 7         | 0.0        | 0.0        | 0        | 0         | 1        | 0        | 1        |
| <b>TOTALS</b> |     | <b>20</b> | <b>15</b> | <b>0.0</b> | <b>0.0</b> | <b>1</b> | <b>28</b> | <b>1</b> | <b>0</b> | <b>3</b> |



**JULIO JONES**  
**WIDE RECEIVER**  
**UNIVERSITY OF ALABAMA**  
 (7TH YEAR WITH FALCONS)



2016  
 2015  
 2014  
 2012



**HEIGHT:** 6'3" | **WEIGHT:** 220 | **BIRTHDATE:** 2/8/89 | **NFL EXP:** 7 YRS | **ACQUIRED:** D1-'11

### TRANSACTIONS

- » Selected as a first round (6th pick overall) draft choice by Atlanta in 2011.
- » Agreed to a five-year contract extension on August 29, 2015.

### 2017 (FALCONS)

- » In seven games, has compiled 540 yards on 37 receptions with one touchdown.
- » Posted his 36th career 100-yard game, catching five passes for 108 yards against Green Bay in Week 2.
- » Reached 500 career receptions in his 80th game to tie WR Anquan Boldin as the fastest player in NFL history to accomplish that feat. Pulled in four catches for 66 yards in Atlanta's season opening win at Chicago.
- » Became the fastest player to reach 8,000 receiving yards since the 1970 NFL-AFL merger, accomplishing the feat in 85 games - Lance Alworth - 82 games.

### 2016 (FALCONS)

- » Earned his third consecutive Pro Bowl selection after finishing second in the NFL and leading the NFC with 1,409 receiving yards in 2016. Caught 83 passes with six touchdowns, including a 75-yard score. Was the only receiver in the NFL to average 100 yards per game.
- » Named a first team All-Pro by the Associated Press for the second straight season.
- » Moved into second in club annals with 7,610 career receiving yards, trailing Roddy White (10,863) for the franchise record.
- » Set a franchise record with 300 receiving yards on 12 receptions, including a 75-yard TD, in Atlanta's 48-33 win over the Carolina Panthers (10/2). He became just the fourth player in the Super Bowl era to record 300 receiving yards in a single game. Shattered his own club record of 259 yards set in Green Bay in 2014 and became

### 2017 GAME-BY-GAME STATISTICS

| DATE          | OPP   | RECEIVING  |              |             |            |           | RUSHING   |           |            |           |          |
|---------------|-------|------------|--------------|-------------|------------|-----------|-----------|-----------|------------|-----------|----------|
|               |       | REC        | YDS          | AVG         | LG         | TD        | RUSH      | YDS       | AVG        | LG        | TD       |
| 9/10          | @ CHI | 4          | 66           | 16.5        | 25         | 0         | 0         | 0         | 0.0        | 0         | 0        |
| 9/17          | GB    | 5          | 108          | 21.6        | 34         | 0         | 0         | 0         | 0.0        | 0         | 0        |
| 9/24          | @ DET | 7          | 91           | 13.0        | 18         | 0         | 0         | 0         | 0.0        | 0         | 0        |
| 10/1          | BUF   | 3          | 30           | 10.0        | 16         | 0         | 0         | 0         | 0.0        | 0         | 0        |
| 10/15         | MIA   | 6          | 72           | 12.0        | 18         | 0         | 0         | 0         | 0.0        | 0         | 0        |
| 10/22         | @ NE  | 9          | 99           | 11.0        | 16         | 1         | 0         | 0         | 0.0        | 0         | 0        |
| 10/29         | @ NYJ | 3          | 74           | 24.7        | 53         | 0         | 0         | 0         | 0.0        | 0         | 0        |
| 11/5          | @ CAR | -          | -            | -           | -          | -         | -         | -         | -          | -         | -        |
| 11/12         | DAL   | -          | -            | -           | -          | -         | -         | -         | -          | -         | -        |
| 11/20         | @ SEA | -          | -            | -           | -          | -         | -         | -         | -          | -         | -        |
| 11/26         | TB    | -          | -            | -           | -          | -         | -         | -         | -          | -         | -        |
| 12/3          | MIN   | -          | -            | -           | -          | -         | -         | -         | -          | -         | -        |
| 12/7          | NO    | -          | -            | -           | -          | -         | -         | -         | -          | -         | -        |
| 12/18         | @ TB  | -          | -            | -           | -          | -         | -         | -         | -          | -         | -        |
| 12/24         | @ NO  | -          | -            | -           | -          | -         | -         | -         | -          | -         | -        |
| 12/31         | CAR   | -          | -            | -           | -          | -         | -         | -         | -          | -         | -        |
| <b>TOTALS</b> |       | <b>37</b>  | <b>540</b>   | <b>14.6</b> | <b>53</b>  | <b>1</b>  | <b>0</b>  | <b>0</b>  | <b>0.0</b> | <b>0</b>  | <b>0</b> |
| <b>CAREER</b> |       | <b>534</b> | <b>8,150</b> | <b>15.3</b> | <b>81t</b> | <b>41</b> | <b>14</b> | <b>94</b> | <b>6.7</b> | <b>27</b> | <b>0</b> |

the only player in the Super Bowl era to post two games with 250+ yards. Earned NFC Offensive Player of the Week for his efforts.

- » Tied Alfred Jenkins for fourth on the club's all-time receiving touchdown list with 40 career TDs.
- » Became the first player in NFL history to have two postseason games with at least 180 receiving yards and two touchdowns after catching nine passes for 180 yards with two scores in the NFC Championship game against Green Bay.

### CAREER

- » In seven seasons, Jones has emerged as one of the premier receivers in NFL history with 534 receptions for 8,150 yards (15.3 YPC) and 41 touchdowns, while playing in 86 games.
- » Established himself as one of the most explosive receivers in the NFL over the last seven seasons as his 73 receptions over 25 yards rank tied for third.
- » Since 2011, his 94.8 receiving yards per game lead the NFL. Additionally, his 6.2 catches per game rank second in the league during that span.

- » Has scored seven touchdowns of 60+ yards and 11 touchdowns of 40-or-more yards in his career.
- » Has posted 36 100-yard games and 12 games with 10-or-more catches in his career.
- » Earned his second straight Pro Bowl selection after leading the NFL with 1,871 yards and tying for the League lead with 136 receptions. Named an All-Pro selection by the Associated Press, Pro Football Focus, Yahoo!, and Sporting News.
- » Posted one of the best seasons by a receiver in NFL history as he now ranks second in receiving yards and tied for second in receptions. Joined Pittsburgh's Antonio Brown as one of two players in NFL history with at least 136 catches and 1,800 yards in a single season.
- » Earned his first NFC Player of the Week award for his performance in Week 1.
- » Became the first player in NFL history to post 135+ receiving yards in each of a team's first three games in a season. Also set an NFL record for the most catches in the first three games of a season (34).
- » Was named NFC Player of the Month after his performance in September. Led the NFL with 34 receptions and 440 yards while adding four touchdowns in the first month of the season. Was the only player in the NFC to post multiple games with 10-or-more receptions and his four receiving touchdowns ranked second in the conference.
- » Became the second player in franchise history to post two 100-catch seasons.
- » Broke WR Roddy White's single-season receptions record (115) at Jacksonville (12/20) running his season total to 118 catches.
- » He became the second player in NFL history with at least 125 catches and 1,700 receiving yards in a season, joining WR Marvin Harrison (2002).
- » Passed Pro Football Hall of Famer Jerry Rice for second on the NFL's single season receiving list (1,871) and tied Antonio Brown for second in single season receptions (136) after catching nine passes for 149 yards against New Orleans (1/3).
- » Had another impressive season in 2014. During his 15 starts he recorded 104 catches, which was good enough for third best in the NFL. He also recorded 1,593 receiving yards, which was also third best in the NFL, along with six touchdowns. His impressive numbers earned him his second trip to the Pro Bowl.
- » Enjoyed the best game of his career at Green Bay (12/8/14) setting a franchise record with 259 yards on 11 catches while adding one touchdown. His 259 receiving yards was the best performance by any receiver that season. Jones also broke Roddy White's franchise record for single-season receiving yards (1,389) in the game.
- » Caught 41 passes for 580 yards (14.1 avg.) with two touchdowns, including an 81-yard score in five games before being placed on Injured Reserve in 2013. Led the NFL in receptions and yards prior to his injury.
- » Built on the success of his impressive rookie campaign to earn his first career Pro Bowl selection in 2012. Set career-highs with 79 receptions for 1,198 yards and 10 touchdowns.
- » Posted four 100-yard games and two multi-touchdown games in 2012.
- » In 2012, teamed up with WR Roddy White to form one of the NFL's top receiving tandems posting an NFL-best 2,549 yards on 171 catches with 17 touchdowns.
- » Had the best game of his career, catching 11 passes for 182 yards with two touchdowns in the NFC Championship Game against San Francisco (1/20/13).
- » Set a Falcons franchise-record for the most receiving yards in a playoff game vs. San Francisco (1/20/13), topping Alfred Jenkins who posted 155 yards against the Cowboys in the NFC Divisional Playoff round in 1981.
- » Tied White's club postseason record of 11 catches in the NFC Championship game against San Francisco (1/10/13). White caught 11 passes in Atlanta's Wild Card game at Arizona following the 2008 season.
- » Posted the first 100-yard playoff game by a Falcons receiver since WR Tony Martin posted 129 yards on five catches at Minnesota (1/17/99) in the NFC Championship game. Became the sixth Falcon receiver to post 100-plus receiving yards in a postseason game.
- » Joined Roddy White to become the first Falcons teammates to post 1,000 receiving yards in the same season since WR Tony Martin (1,181) and Terance Mathis (1,136) each accomplished that feat in 1998.
- » Posted the best season by a Falcons rookie receiver in 2011 after notching 54 receptions for 959 yards and eight touchdowns. Recorded more yards and touchdowns than any Falcons rookie before him and only Shawn Collins caught more passes in his first season when he pulled down 58 balls in 1989.

- » Earned NFL Rookie of the Month honors for December/January after catching 24 passes for 461 yards and six touchdowns in the final five games of the regular season in 2011.
- » Posted back-to-back 100-yard games at Tampa Bay in Week 3 and at Seattle in Week 4. Became the first Falcons rookie since Alfred Jenkins in 1975 to accomplish that feat and the first NFL rookie to do so since DeSean Jackson in 2008.
- » Recorded five receptions for 71 yards in his NFL debut against Chicago (9/11/11), including a team-long 32-yard reception.
- » Set career-highs in receptions (11) and receiving yards (127) and recorded his second-consecutive 100-yard receiving game at Seattle (10/2/11).
- » Became the first Falcons rookie to record 11 receptions in a game when he posted 11 catches for 127 yards at Seattle in Week 4. Became the first rookie to post 11-or-more catches in a game since Denver's Eddie Royal in 2008.
- » Hauled in three passes for 131 yards, including his first two career touchdowns, and added two carries for 33 yards at Indianapolis (11/6/11).
- » Registered 104 yards and two touchdowns on three catches, including a long reception of 75 yards, at Carolina (12/11/11).
- » Logged eight catches for 128 yards, including his third consecutive game with a touchdown, at New Orleans (12/26/11).
- » Notched his third multi-touchdown game of the season after recording four catches for 76 yards and two scores vs. Tampa Bay (1/1/11).
- » Was a member of the watch lists for the Maxwell Award, given to the nation's top player, and the Biletnikoff Award, given to the nation's top receiver in both his sophomore and junior seasons .
- » Started all 13 games and led the Tide with 78 receptions for 1,133 yards (14.53 avg.) and seven touchdowns as a junior in 2010. Also added 135 yards with two scores on eight carries on the ground.
- » Set a single-season school record with 78 receptions, breaking D.J. Hall's previous mark of 67 set in 2007.
- » As a junior, set a new school record with 1,133 receiving yards, breaking Hall's mark of 1,056 yards set in 2006.
- » Earned Freshman All-American first-team honors from the Football Writers Association of America and Sporting News.

## **PERSONAL**

- » Attended Foley High School (AL), playing football for head coach Todd Watson where he was regarded as the nation's top receiver by Rivals.com, Scout.com and SuperPrep. He was also named the top high school player in the country by Sports Illustrated and Tackle.com.
- » Concluded his prep career with 194 catches for 3,287 yards (16.94 avg.) with 43 touchdowns while adding three rushing touchdowns, two kickoff-return touchdowns, two punt-return touchdowns and two fumble returns for scores.
- » Was named a two-time All-America choice by Rivals.com and a two-time All-State selection by the Birmingham News & Alabama Sports-writers Association.
- » As a senior, caught 68 passes for 1,181 yards (17.37 avg.) with 16 touchdowns while leading the Lions to a 12-1 overall record, a Region 2 title and an appearance in the state quarterfinals.
- » Was named "Mr. Football" and Gatorade Player of the Year for the state of Alabama...All-American choice by Parade Magazine, USA Today, EA Sports and Scout.com in 2007.
- » Is a two-time recipient of Alabama's Commitment to Academic Excellence Award (2009-10).
- » Led community service projects in high school which included Santa America Foundation and local Optimist International Club.

- » Credits his mother, Queen Mavin, as the largest influence in his life as she never let him quit at anything.
- » His given name is Quintorris Jones.
- » Participated as a celebrity waiter for the 4th annual Huddle Up for Miracles hosted by Head Coach Mike Smith at 103 West in Atlanta to benefit Children's Miracle Network.
- » In 2011, a participant in the Atlanta Falcons Rookie Club sponsored by UnitedHealthcare of Georgia, this program gives the players the opportunity to take part in several charitable events.

| <b>JONES' CAREER STATISTICS</b> |              |       |            |              |             |            |           |           |           |            |           |          |
|---------------------------------|--------------|-------|------------|--------------|-------------|------------|-----------|-----------|-----------|------------|-----------|----------|
|                                 |              |       | RECEIVING  |              |             |            |           | RUSHING   |           |            |           |          |
| YEAR                            | GP/GS        |       | REC        | YDS          | AVG         | LG         | TD        | ATT       | YDS       | AVG        | LG        | TD       |
| 2011                            | ATL          | 13/13 | 54         | 959          | 17.8        | 80         | 8         | 6         | 56        | 9.3        | 19        | 0        |
| 2012                            | ATL          | 16/15 | 79         | 1,198        | 15.2        | 80t        | 10        | 6         | 30        | 5.0        | 27        | 0        |
| 2013                            | ATL          | 5/5   | 41         | 580          | 14.1        | 81t        | 2         | 1         | 7         | 7.0        | 7         | 0        |
| 2014                            | ATL          | 15/15 | 104        | 1,593        | 15.3        | 79         | 6         | 1         | 1         | 1          | 1         | 0        |
| 2015                            | ATL          | 16/16 | 136        | 1,871        | 13.8        | 70t        | 8         | 0         | 0         | 0          | 0         | 0        |
| 2016                            | ATL          | 14/14 | 83         | 1,409        | 17.0        | 75t        | 6         | 0         | 0         | 0          | 0         | 0        |
| 2017                            | ATL          | 7/7   | 37         | 540          | 14.6        | 53         | 1         | 0         | 0         | 0          | 0         | 0        |
| <b>TOTALS</b>                   | <b>86/85</b> |       | <b>534</b> | <b>8,150</b> | <b>15.3</b> | <b>81t</b> | <b>41</b> | <b>14</b> | <b>94</b> | <b>6.7</b> | <b>27</b> | <b>0</b> |

| <b>JONES' PLAYOFF STATISTICS</b> |            |     |           |            |             |            |          |          |           |            |           |          |
|----------------------------------|------------|-----|-----------|------------|-------------|------------|----------|----------|-----------|------------|-----------|----------|
|                                  |            |     | RECEIVING |            |             |            |          | RUSHING  |           |            |           |          |
| YEAR                             | GP/GS      |     | REC       | YDS        | AVG         | LG         | TD       | ATT      | YDS       | AVG        | LG        | TD       |
| 2011                             | ATL        | 1/1 | 7         | 64         | 9.1         | 20         | 0        | 1        | 13        | 13.0       | 13        | 0        |
| 2012                             | ATL        | 2/2 | 17        | 241        | 14.2        | 46t        | 2        | 1        | -1        | -1.0       | -1        | 0        |
| 2016                             | ATL        | 3/3 | 19        | 334        | 17.6        | 73t        | 3        | 0        | 0         | 0.0        | 0         | 0        |
| <b>TOTALS</b>                    | <b>6/6</b> |     | <b>43</b> | <b>639</b> | <b>14.9</b> | <b>73t</b> | <b>5</b> | <b>2</b> | <b>12</b> | <b>6.0</b> | <b>13</b> | <b>0</b> |

| <b>JONES' BEST GAMES</b> |                        |                       |                      |
|--------------------------|------------------------|-----------------------|----------------------|
| RECEPTIONS               | RECEIVING YARDS        | LONG                  | TOUCHDOWNS           |
| 13 @ NYG (9/20/15)       | 300 vs. CAR (10/2/16)  | 81t vs. STL (9/15/13) | 2, Eight Times       |
| 12, Two Times            | 259 @ GB (12/8/14)     | 80t, Two Times        | Last @ DAL (9/27/15) |
| Last vs. CAR (10/2/16)   | 189 vs. ARI (11/30/14) | Last at TB (11/25/12) |                      |
|                          | 182 vs. STL (9/15/13)  |                       |                      |

### FALCONS PLAYOFF RECEIVING

| PLAYER             | OPP       | REC       | YARDS      |
|--------------------|-----------|-----------|------------|
| <b>Julio Jones</b> | <b>SF</b> | <b>11</b> | <b>182</b> |
| <b>Julio Jones</b> | <b>GB</b> | <b>9</b>  | <b>180</b> |
| Alfred Jenkins     | Dal       | 4         | 155        |
| Michael Haynes     | NO        | 6         | 144        |

### NFL SINGLE GAME RECEIVING

| PLAYER             | YR          | TEAM       | YDS        |
|--------------------|-------------|------------|------------|
| Flipper Anderson   | 1989        | RAM        | 336        |
| Calvin Johnson     | 2013        | DET        | 329        |
| Stephone Paige     | 1985        | KC         | 309        |
| Jim Benton         | 1945        | RAM        | 303        |
| Cloyce Box         | 1950        | DET        | 302        |
| <b>Julio Jones</b> | <b>2016</b> | <b>ATL</b> | <b>300</b> |

### FALCONS ALL-TIME RECEIVING

| PLAYER             | YRS            | REC        | YARDS        |
|--------------------|----------------|------------|--------------|
| Roddy White        | 2005-15        | 808        | 10,863       |
| <b>Julio Jones</b> | <b>2011-17</b> | <b>534</b> | <b>8,150</b> |
| Terance Mathis     | 1994-01        | 573        | 7,349        |
| Alfred Jenkins     | 1975-83        | 360        | 6,267        |

### FALCONS ALL-TIME RECEIVING

| PLAYER             | YRS            | REC        | TD        |
|--------------------|----------------|------------|-----------|
| Roddy White        | 2005-15        | 808        | 63        |
| Terance Mathis     | 1994-01        | 573        | 57        |
| Andre Rison        | 1990-94        | 423        | 56        |
| <b>Julio Jones</b> | <b>2011-17</b> | <b>534</b> | <b>41</b> |
| Alfred Jenkins     | 1975-83        | 360        | 40        |

### MOST REC. IN FIRST 80 GAMES

| PLAYER             | YRS            | GMS       | REC        |
|--------------------|----------------|-----------|------------|
| Anquan Boldin      | 2003-08        | 80        | 502        |
| <b>Julio Jones</b> | <b>2011-17</b> | <b>80</b> | <b>501</b> |
| Antonio Brown      | 2010-2015      | 80        | 469        |
| Larry Fitzgerald   | 2004-2009      | 80        | 448        |
| A.J. Green         | 2011-2016      | 80        | 447        |

### 2016 GAME-BY-GAME STATISTICS

| DATE          | OPP   | RECEIVING  |              |             |            |           | RUSHING   |           |            |           |          |
|---------------|-------|------------|--------------|-------------|------------|-----------|-----------|-----------|------------|-----------|----------|
|               |       | REC        | YDS          | AVG         | LG         | TD        | RUSH      | YDS       | AVG        | LG        | TD       |
| 9/11          | TB    | 4          | 66           | 16.5        | 25t        | 1         | 0         | 0         | 0.0        | 0         | 0        |
| 9/18          | @ OAK | 5          | 106          | 21.2        | 48         | 1         | 0         | 0         | 0.0        | 0         | 0        |
| 9/26          | @ NO  | 1          | 16           | 16.0        | 16         | 0         | 0         | 0         | 0.0        | 0         | 0        |
| 10/2          | CAR   | 12         | 300          | 25.0        | 75t        | 1         | 0         | 0         | 0.0        | 0         | 0        |
| 10/9          | @ DEN | 2          | 29           | 14.5        | 20         | 0         | 0         | 0         | 0.0        | 0         | 0        |
| 10/16         | @ SEA | 7          | 139          | 19.9        | 36t        | 1         | 0         | 0         | 0.0        | 0         | 0        |
| 10/23         | SD    | 9          | 174          | 19.3        | 50         | 0         | 0         | 0         | 0.0        | 0         | 0        |
| 10/30         | GB    | 3          | 29           | 9.7         | 12         | 0         | 0         | 0         | 0.0        | 0         | 0        |
| 11/3          | @ TB  | 8          | 111          | 13.9        | 21         | 1         | 0         | 0         | 0.0        | 0         | 0        |
| 11/13         | @ PHI | 10         | 135          | 13.5        | 29         | 0         | 0         | 0         | 0.0        | 0         | 0        |
| 11/27         | ARI   | 4          | 35           | 8.8         | 15         | 0         | 0         | 0         | 0.0        | 0         | 0        |
| 12/4          | KC    | 7          | 113          | 16.1        | 21         | 0         | 0         | 0         | 0.0        | 0         | 0        |
| 12/11         | @ LA  | INACTIVE   |              |             |            |           |           |           |            |           |          |
| 12/18         | SF    | INACTIVE   |              |             |            |           |           |           |            |           |          |
| 12/24         | @ CAR | 4          | 60           | 15.0        | 22         | 0         | 0         | 0         | 0.0        | 0         | 0        |
| 1/1           | NO    | 7          | 96           | 13.7        | 23         | 1         | 0         | 0         | 0.0        | 0         | 0        |
| <b>TOTALS</b> |       | <b>83</b>  | <b>1,409</b> | <b>17.0</b> | <b>75t</b> | <b>6</b>  | <b>0</b>  | <b>0</b>  | <b>0.0</b> | <b>0</b>  | <b>0</b> |
| <b>CAREER</b> |       | <b>497</b> | <b>7,610</b> | <b>15.3</b> | <b>81t</b> | <b>40</b> | <b>14</b> | <b>94</b> | <b>6.7</b> | <b>27</b> | <b>0</b> |

### 2016 POSTSEASON STATISTICS

| DATE          | OPP | RECEIVING |            |             |            |          | RUSHING  |          |            |          |          |
|---------------|-----|-----------|------------|-------------|------------|----------|----------|----------|------------|----------|----------|
|               |     | REC       | YDS        | AVG         | LG         | TD       | RUSH     | YDS      | AVG        | LG       | TD       |
| 1/14          | SEA | 6         | 67         | 11.2        | 20         | 1        | 0        | 0        | 0.0        | 0        | 0        |
| 1/22          | GB  | 9         | 180        | 20.0        | 73t        | 2        | 0        | 0        | 0.0        | 0        | 0        |
| 2/5           | NE  | 4         | 87         | 21.8        | 27         | 0        | 0        | 0        | 0.0        | 0        | 0        |
| <b>TOTALS</b> |     | <b>19</b> | <b>334</b> | <b>17.6</b> | <b>73t</b> | <b>3</b> | <b>0</b> | <b>0</b> | <b>0.0</b> | <b>0</b> | <b>0</b> |



| 2012 POSTSEASON STATISTICS |     |           |            |             |              |          |           |             |           |          |
|----------------------------|-----|-----------|------------|-------------|--------------|----------|-----------|-------------|-----------|----------|
|                            |     | RECEIVING |            |             |              | RUSHING  |           |             |           |          |
| DATE                       | OPP | REC       | YDS        | AVG         | LG TD        | RUSH     | YDS       | AVG         | LG TD     |          |
| 1/13                       | SEA | 6         | 59         | 9.8         | 21 0         | 1        | -1        | -1.0        | -1        | 0        |
| 1/20                       | SF  | 11        | 182        | 16.5        | 46t 2        | 0        | 0         | 0.0         | 0         | 0        |
| <b>TOTALS</b>              |     | <b>17</b> | <b>241</b> | <b>14.2</b> | <b>46t 2</b> | <b>1</b> | <b>-1</b> | <b>-1.0</b> | <b>-1</b> | <b>0</b> |

| 2011 POSTSEASON STATISTICS |       |           |           |            |             |          |           |             |           |          |
|----------------------------|-------|-----------|-----------|------------|-------------|----------|-----------|-------------|-----------|----------|
|                            |       | RECEIVING |           |            |             | RUSHING  |           |             |           |          |
| DATE                       | OPP   | REC       | YDS       | AVG        | LG TD       | RUSH     | YDS       | AVG         | LG TD     |          |
| 1/8                        | @ NYG | 7         | 64        | 9.1        | 20 0        | 1        | 13        | 13.0        | 13        | 0        |
| <b>TOTALS</b>              |       | <b>7</b>  | <b>64</b> | <b>9.1</b> | <b>20 0</b> | <b>1</b> | <b>13</b> | <b>13.0</b> | <b>13</b> | <b>0</b> |

| 2015 GAME-BY-GAME STATISTICS |     |            |              |             |               |           |           |            |           |          |
|------------------------------|-----|------------|--------------|-------------|---------------|-----------|-----------|------------|-----------|----------|
|                              |     | RECEIVING  |              |             |               | RUSHING   |           |            |           |          |
| DATE                         | OPP | REC        | YDS          | AVG         | LG TD         | RUSH      | YDS       | AVG        | LG TD     |          |
| 9/14                         | PHI | 9          | 141          | 15.7        | 44 2          | 0         | 0         | 0.0        | 0         | 0        |
| 9/20 @                       | NYG | 13         | 135          | 10.4        | 37 0          | 0         | 0         | 0.0        | 0         | 0        |
| 9/27 @                       | DAL | 12         | 164          | 13.7        | 45T 2         | 0         | 0         | 0.0        | 0         | 0        |
| 10/4                         | HOU | 4          | 38           | 9.5         | 19 0          | 0         | 0         | 0.0        | 0         | 0        |
| 10/11                        | WAS | 5          | 67           | 13.4        | 20 0          | 0         | 0         | 0.0        | 0         | 0        |
| 10/15 @                      | NO  | 6          | 93           | 15.5        | 30 0          | 0         | 0         | 0.0        | 0         | 0        |
| 10/25 @                      | TEN | 9          | 92           | 10.2        | 21 1          | 0         | 0         | 0.0        | 0         | 0        |
| 11/1                         | TB  | 12         | 162          | 13.5        | 35 1          | 0         | 0         | 0.0        | 0         | 0        |
| 11/8 @                       | SF  | 10         | 137          | 13.7        | 54 0          | 0         | 0         | 0.0        | 0         | 0        |
| 11/22                        | IND | 9          | 160          | 17.8        | 36 0          | 0         | 0         | 0.0        | 0         | 0        |
| 11/29                        | MIN | 5          | 56           | 11.2        | 19 0          | 0         | 0         | 0.0        | 0         | 0        |
| 12/6 @                       | TB  | 8          | 93           | 11.6        | 25 0          | 0         | 0         | 0.0        | 0         | 0        |
| 12/13 @                      | CAR | 7          | 88           | 12.6        | 46 0          | 0         | 0         | 0.0        | 0         | 0        |
| 12/20 @                      | JAX | 9          | 118          | 13.1        | 23 1          | 0         | 0         | 0.0        | 0         | 0        |
| 12/27                        | CAR | 9          | 178          | 19.8        | 70 1          | 0         | 0         | 0.0        | 0         | 0        |
| 1/3                          | NO  | 9          | 149          | 16.6        | 29 0          | 0         | 0         | 0.0        | 0         | 0        |
| <b>TOTALS</b>                |     | <b>136</b> | <b>1,871</b> | <b>13.8</b> | <b>70T 8</b>  | <b>0</b>  | <b>0</b>  | <b>0.0</b> | <b>0</b>  | <b>0</b> |
| <b>CAREER</b>                |     | <b>414</b> | <b>6,201</b> | <b>15.0</b> | <b>81T 34</b> | <b>14</b> | <b>94</b> | <b>6.7</b> | <b>27</b> | <b>0</b> |

| 2014 GAME-BY-GAME STATISTICS |     |            |              |             |               |           |           |            |           |          |  |
|------------------------------|-----|------------|--------------|-------------|---------------|-----------|-----------|------------|-----------|----------|--|
|                              |     | RECEIVING  |              |             |               | RUSHING   |           |            |           |          |  |
| DATE                         | OPP | REC        | YDS          | AVG         | LG TD         | RUSH      | YDS       | AVG        | LG TD     |          |  |
| 9/7                          | NO  | 7          | 116          | 16.6        | 27 0          | 0         | 0         | 0.0        | 0         | 0        |  |
| 9/14 @                       | CIN | 7          | 88           | 12.6        | 24 1          | 0         | 0         | 0.0        | 0         | 0        |  |
| 9/18                         | TB  | 9          | 161          | 17.9        | 40 2          | 0         | 0         | 0.0        | 0         | 0        |  |
| 9/28 @                       | MIN | 6          | 82           | 13.7        | 21 0          | 0         | 0         | 0.0        | 0         | 0        |  |
| 10/5 @                       | NYG | 11         | 105          | 9.5         | 22 0          | 0         | 0         | 0.0        | 0         | 0        |  |
| 10/12                        | CHI | 4          | 68           | 17          | 29 0          | 1         | 1         | 1          | 1         | 0        |  |
| 10/19 @                      | BAL | 5          | 56           | 11.2        | 24 0          | 0         | 0         | 0.0        | 0         | 0        |  |
| 10/26                        | DET | 4          | 58           | 14.5        | 22 0          | 0         | 0         | 0.0        | 0         | 0        |  |
| 11/9 @                       | TB  | 8          | 119          | 14.9        | 39 0          | 0         | 0         | 0.0        | 0         | 0        |  |
| 11/16 @                      | CAR | 6          | 59           | 9.8         | 11 0          | 0         | 0         | 0.0        | 0         | 0        |  |
| 11/23                        | CLE | 5          | 68           | 13.6        | 24 1          | 0         | 0         | 0.0        | 0         | 0        |  |
| 11/30                        | ARI | 10         | 189          | 18.9        | 41 1          | 0         | 0         | 0.0        | 0         | 0        |  |
| 12/8 @                       | GB  | 11         | 259          | 23.5        | 79 1          | 0         | 0         | 0.0        | 0         | 0        |  |
| 12/14                        | PIT | INACTIVE   |              |             |               | INACTIVE  |           |            |           |          |  |
| 12/21 @                      | NO  | 7          | 107          | 15.3        | 24 0          | 0         | 0         | 0.0        | 0         | 0        |  |
| 12/28                        | CAR | 4          | 58           | 14.5        | 20 0          | 0         | 0         | 0.0        | 0         | 0        |  |
| <b>TOTALS</b>                |     | <b>104</b> | <b>1,593</b> | <b>15.3</b> | <b>79 6</b>   | <b>1</b>  | <b>1</b>  | <b>1</b>   | <b>1</b>  | <b>0</b> |  |
| <b>CAREER</b>                |     | <b>278</b> | <b>4,330</b> | <b>15.6</b> | <b>81T 26</b> | <b>14</b> | <b>94</b> | <b>6.7</b> | <b>27</b> | <b>0</b> |  |

| 2013 GAME-BY-GAME STATISTICS |     |                 |              |             |               |           |           |            |           |          |
|------------------------------|-----|-----------------|--------------|-------------|---------------|-----------|-----------|------------|-----------|----------|
|                              |     | RECEIVING       |              |             |               | RUSHING   |           |            |           |          |
| DATE                         | OPP | REC             | YDS          | AVG         | LG TD         | RUSH      | YDS       | AVG        | LG TD     |          |
| 9/8 @                        | NO  | 7               | 76           | 10.9        | 22 1          | 0         | 0         | 0.0        | 0         | 0        |
| 9/15                         | STL | 11              | 182          | 16.5        | 81 1          | 0         | 0         | 0.0        | 0         | 0        |
| 9/22 @                       | MIA | 9               | 115          | 12.8        | 28 0          | 1         | 7         | 7.0        | 7         | 0        |
| 9/29                         | NE  | 6               | 108          | 12.4        | 25 0          | 0         | 0         | 0.0        | 0         | 0        |
| 10/7                         | NYJ | 8               | 99           | 12.4        | 46 0          | 0         | 0         | 0.0        | 0         | 0        |
| 10/20                        | TB  | INJURED RESERVE |              |             |               |           |           |            |           |          |
| 10/27 @                      | ARZ | INJURED RESERVE |              |             |               |           |           |            |           |          |
| 11/3 @                       | CAR | INJURED RESERVE |              |             |               |           |           |            |           |          |
| 11/10                        | SEA | INJURED RESERVE |              |             |               |           |           |            |           |          |
| 11/17 @                      | TB  | INJURED RESERVE |              |             |               |           |           |            |           |          |
| 11/21                        | NO  | INJURED RESERVE |              |             |               |           |           |            |           |          |
| 12/1 @                       | BUF | INJURED RESERVE |              |             |               |           |           |            |           |          |
| 12/8 @                       | GB  | INJURED RESERVE |              |             |               |           |           |            |           |          |
| 12/15                        | WAS | INJURED RESERVE |              |             |               |           |           |            |           |          |
| 12/23 @                      | SF  | INJURED RESERVE |              |             |               |           |           |            |           |          |
| 12/29                        | CAR | INJURED RESERVE |              |             |               |           |           |            |           |          |
| <b>TOTALS</b>                |     | <b>41</b>       | <b>580</b>   | <b>14.1</b> | <b>81 2</b>   | <b>1</b>  | <b>7</b>  | <b>7.0</b> | <b>7</b>  | <b>0</b> |
| <b>CAREER</b>                |     | <b>174</b>      | <b>2,737</b> | <b>15.7</b> | <b>81T 20</b> | <b>13</b> | <b>93</b> | <b>7.2</b> | <b>19</b> | <b>0</b> |

| 2012 GAME-BY-GAME STATISTICS |     |            |              |             |               |           |           |            |           |          |
|------------------------------|-----|------------|--------------|-------------|---------------|-----------|-----------|------------|-----------|----------|
|                              |     | RECEIVING  |              |             |               | RUSHING   |           |            |           |          |
| DATE                         | OPP | REC        | YDS          | AVG         | LG TD         | RUSH      | YDS       | AVG        | LG TD     |          |
| 9/9 @                        | KC  | 6          | 108          | 18.0        | 31 2          | 0         | 0         | 0.0        | 0         | 0        |
| 9/17                         | DEN | 4          | 14           | 3.5         | 6 0           | 1         | 1         | 1.0        | 1         | 0        |
| 9/23 @                       | SD  | 5          | 67           | 13.4        | 15 1          | 0         | 0         | 0.0        | 0         | 0        |
| 9/30                         | CAR | 1          | 30           | 30.0        | 30 0          | 0         | 0         | 0.0        | 0         | 0        |
| 10/7 @                       | WSH | 10         | 94           | 9.4         | 29 1          | 1         | 1         | 1.0        | 1         | 0        |
| 10/14                        | OAK | 4          | 63           | 15.8        | 25 0          | 0         | 0         | 0.0        | 0         | 0        |
| 10/28 @                      | PHI | 5          | 123          | 24.6        | 63 1          | 1         | 9         | 9.0        | 9         | 0        |
| 11/4                         | DAL | 5          | 129          | 25.8        | 48 0          | 1         | 8         | 8.0        | 8         | 0        |
| 11/11 @                      | NO  | 4          | 75           | 18.8        | 52 0          | 0         | 0         | 0.0        | 0         | 0        |
| 11/18                        | ARZ | 3          | 33           | 11.0        | 20 0          | 0         | 0         | 0.0        | 0         | 0        |
| 11/25 @                      | TB  | 6          | 147          | 24.5        | 80 1          | 0         | 0         | 0.0        | 0         | 0        |
| 11/29                        | NO  | 5          | 48           | 9.6         | 18 0          | 0         | 0         | 0.0        | 0         | 0        |
| 12/9 @                       | CAR | 5          | 66           | 13.2        | 21 1          | 0         | 0         | 0.0        | 0         | 0        |
| 12/16                        | NYG | 6          | 74           | 12.3        | 40 2          | 1         | 18        | 18.0       | 18        | 0        |
| 12/22 @                      | DET | 7          | 71           | 10.1        | 16 1          | 1         | -7        | -7.0       | -7        | 0        |
| 12/30                        | TB  | 3          | 56           | 18.7        | 28 0          | 0         | 0         | 0.0        | 0         | 0        |
| <b>TOTALS</b>                |     | <b>79</b>  | <b>1,198</b> | <b>15.2</b> | <b>80T 10</b> | <b>6</b>  | <b>30</b> | <b>5.0</b> | <b>27</b> | <b>0</b> |
| <b>CAREER</b>                |     | <b>133</b> | <b>2,117</b> | <b>16.2</b> | <b>80T 18</b> | <b>12</b> | <b>86</b> | <b>7.2</b> | <b>19</b> | <b>0</b> |

| 2011 GAME-BY-GAME STATISTICS |       |           |            |             |           |          |          |           |            |           |          |
|------------------------------|-------|-----------|------------|-------------|-----------|----------|----------|-----------|------------|-----------|----------|
|                              |       | RECEIVING |            |             |           |          | RUSHING  |           |            |           |          |
| DATE                         | OPP   | REC       | YDS        | AVG         | LG        | TD       | RUSH     | YDS       | AVG        | LG        | TD       |
| 9/11                         | @ CHI | 5         | 71         | 14.2        | 32        | 0        | 0        | 0         | 0.0        | 0         | 0        |
| 9/18                         | PHI   | 2         | 29         | 14.5        | 15        | 0        | 0        | 0         | 0.0        | 0         | 0        |
| 9/25                         | @ TB  | 6         | 115        | 19.2        | 49        | 0        | 1        | -9        | -9.0       | -9        | 0        |
| 10/2                         | @ SEA | 11        | 127        | 11.5        | 45        | 0        | 0        | 0         | 0.0        | 0         | 0        |
| 10/9                         | GB    | 1         | 16         | 16.0        | 16        | 0        | 1        | 17        | 17.0       | 17        | 0        |
| 10/16                        | CAR   | INACTIVE  |            |             |           |          |          |           |            |           |          |
| 10/23                        | @ DET | INACTIVE  |            |             |           |          |          |           |            |           |          |
| 11/6                         | @ IND | 3         | 131        | 43.7        | 80        | 2        | 2        | 33        | 16.5       | 19        | 0        |
| 11/13                        | NO    | 2         | 9          | 4.5         | 6         | 0        | 0        | 0         | 0.0        | 0         | 0        |
| 11/20                        | TEN   | INACTIVE  |            |             |           |          |          |           |            |           |          |
| 11/27                        | MIN   | 0         | 0          | 0.0         | 0         | 0        | 0        | 0         | 0.0        | 0         | 0        |
| 12/4                         | @ HOU | 4         | 68         | 17.0        | 26        | 0        | 0        | 0         | 0.0        | 0         | 0        |
| 12/11                        | @ CAR | 3         | 104        | 34.7        | 75        | 2        | 0        | 0         | 0.0        | 0         | 0        |
| 12/15                        | JAX   | 5         | 85         | 17.0        | 29        | 1        | 1        | 6         | 6.0        | 6         | 0        |
| 12/26                        | @ NO  | 8         | 128        | 16.0        | 40        | 1        | 0        | 0         | 0.0        | 0         | 0        |
| 1/1                          | TB    | 4         | 76         | 19.0        | 48        | 2        | 1        | 9         | 9.0        | 9         | 0        |
| <b>TOTALS</b>                |       | <b>54</b> | <b>959</b> | <b>17.8</b> | <b>80</b> | <b>8</b> | <b>6</b> | <b>56</b> | <b>9.3</b> | <b>19</b> | <b>0</b> |
| <b>CAREER</b>                |       | <b>54</b> | <b>959</b> | <b>17.8</b> | <b>80</b> | <b>8</b> | <b>6</b> | <b>56</b> | <b>9.3</b> | <b>19</b> | <b>0</b> |



WR Julio Jones set a franchise record with 300 receiving yards against Carolina in Week 4 of 2016.

**67****ANDY LEVITRE**  
**GUARD**  
**OREGON STATE**  
*(3RD YEAR WITH FALCONS)***HEIGHT:**  
**6'2"****WEIGHT:**  
**303****BIRTHDATE:**  
**5/15/86****NFL EXP:**  
**9 YRS****ACQUIRED:**  
**TR-'15 (TEN)**

### **TRANSACTIONS**

- » Originally selected by the Buffalo Bills in the second round (51st overall) of the 2009 NFL Draft.
- » Signed by the Tennessee Titans as an unrestricted free agent on March 14, 2013.
- » Traded to the Atlanta Falcons on September 4, 2015 in exchange for a 2016 sixth round draft selection and a future conditional pick.

### **2017 (FALCONS)**

- » Blocked for an offense that has averaged 374.4 yards and an NFC-best 6.2 yards per play.

### **2016 (FALCONS)**

- » Started all 16 games at left guard, blocking for an offense that set a franchise record with 540 points and averaged 415.8 yards per game.
- » Started at left guard and helped the offense total 528 yards, the seventh-highest output in franchise history, at Oakland (9/18). Blocked for a rushing attack that put up 139 yards, which marked the 10th time in the last two seasons Atlanta has eclipsed 100 rushing yards.
- » Started at left guard and blocked for an offense that set a franchise record with 571 total yards against Carolina (10/2). Protected QB Matt Ryan as he became the 19th player in NFL history to throw for 500+ yards in a single game.

### **CAREER**

- » Has started all 135 games of his nine-year career. One of two members of the 2009 NFL Draft class to start all 128 regular season games from 2009-16.
- » Started all 16 games at left guard and blocked for an offense that ranked seventh in the NFL averaging 374.1 yards per game in 2015.
- » Spent four seasons with the Bills, and started all 64 games during those four years.

- » Started all 16 games at left guard, bringing his consecutive starting streak to 96 games—every game since entering the NFL as a 2009 second-round selection (51st overall). The streak ranks first among all NFL guards.
- » Signed with the Tennessee Titans as an unrestricted free agent in 2013 and started all 32 games during his two year tenure with the club.
- » In 2012, anchored a Bills offensive line that held opponents to 30 sacks (fifth fewest in the AFC), while blocking for a rushing attack that averaged 138.6 yards per game, which ranked second in the AFC.
- » In 2011, was a member of a Bills offensive front that led the NFL in fewest sacks allowed with 23.
- » As a rookie in 2009, started all 16 games and was named to Sporting News' All-Rookie Team, Pro Football Weekly/Pro Football Writers of America's All-Rookie Team and Football Outsiders' All-Rookie Team.

### **COLLEGE**

- » Closed out his career with a string of 35 consecutive starts at Oregon State (39 total for his career). In his last two seasons, he started 17 times at left tackle and nine times at right tackle.
- » In 2008, was an All-American first-team selection by the American Football Coaches Association and Pro Football Weekly. Earned second-team honors from the Associated Press and was a first-team All-Pac 10 Conference and Academic All-Pac 10 choice. As a senior, served as team co-captain and started all 13 games at left offensive tackle.
- » As a junior in 2007, was a second team All-Pac 10 Conference and Academic All-Pac 10 selection. Started the team's first nine games at right offensive tackle before shifting to the left side for his final four contests.

- » As a sophomore in 2006, named second-team Academic All-Pac 10 Conference choice, adding All-Pac 10 honorable mention while starting the final 10 games at right tackle.
- » As a redshirt freshman in 2005, saw action in every game, serving as the team's top reserve at both guard positions for the first 10 contests. Earned his first career start at right tackle in the season finale against Oregon.
- » Redshirted as a freshman in 2004.
- » Graduated from Oregon State in March 2009 with degrees in finance and sociology.
- » Levitre married his wife, Katie, on July 4, 2015 and swam with sharks in Bora Bora on his honeymoon.
- » Earned Academic All-Pac 10 Conference honors four times.
- » Was a SuperPrep Magazine selection as a senior at San Lorenzo Valley High School. Also named first-team All-CIF, first team All-Santa Cruz Coast League, and named to the all-region team by the San Jose Mercury News.
- » Named team captain and co-MVP as a senior, while also competing on the defensive line.
- » As a junior, his team finished 13-0 and won the Central Coast Section title. Was an honorable mention all-state and first team all-conference as an offensive lineman as a junior, and second team as a defensive tackle.
- » Earned two letters in track throwing the shot put.
- » He has four brothers - Erick Travis, Logan, and Ryan. Erick was an offensive guard at the University of Arizona (2002-06).
- » Follow Levitre on Twitter: @LevitreAndy
- » His last name is pronounced Luh-Vee-Tree.
- » Born Andrew Steven Levitre on May 15, 1986 in Los Gatos, Calif.

## **PERSONAL**

- » Enjoys traveling around the world. In March 2012, he visited the Great Wall of China and tobogganed down a stretch of the wall. He has also been to Phuket, Thailand where he had the opportunity to ride an elephant.
- » Enjoys fishing and once caught a 250-pound yellowfin tuna in Puerto Vallarta, Mexico. Most recently, he caught an 88-inch sailfish in Cancun.
- » Has a signature ice cream that is named after him. Lake Effect Artisan Ice Cream in Buffalo created the Levitreland flavor, which is strawberry cheesecake ice cream with chocolate-covered pretzels throughout.
- » Fancies himself as a coffee connoisseur. He is also a skilled grillmaster, utilizing his Big Green Egg to cook masterpieces in his backyard.

| <b>LEVITRE'S CAREER GAMES PLAYED/STARTED</b> |       |                |       |       |       |       |       |       |
|--|-------|----------------|-------|-------|-------|-------|-------|-------|
| 2017   | 2016  | 2015           | 2014  | 2013  | 2012  | 2011  | 2010  | 2009  |
| ATL  | ATL   | ATL            | TEN   | TEN   | BUF   | BUF   | BUF   | BUF   |
| 7/7  | 16/16 | 16/16          | 16/16 | 16/16 | 16/16 | 16/16 | 16/16 | 16/16 |
| <b>TOTALS</b>                                |       | <b>135/135</b> |       |       |       |       |       |       |

**51****ALEX MACK**  
**CENTER**  
**CALIFORNIA**  
(2ND YEAR WITH FALCONS)**HEIGHT:**  
**6'4"****WEIGHT:**  
**311****BIRTHDATE:**  
**11/19/85****NFL EXP:**  
**9 YRS****ACQUIRED:**  
**FA-'16**

### TRANSACTIONS

- » Originally selected by Cleveland Browns in first round (21st overall) of 2009 NFL Draft.
- » Signed to offer sheet by Jacksonville Jaguars on April 11, 2014. Re-signed by Browns after team exercised first-refusal rights on April 14, 2014.
- » Signed by the Atlanta Falcons as an unrestricted free agent on March 9, 2016.

### 2017 (FALCONS)

- » Blocked for an offense that has averaged 374.4 yards and an NFC-best 6.2 yards per play.

### 2016 (FALCONS)

- » Started all 16 games at center, blocking for an offense that set a franchise record with 540 points and averaged 415.8 yards per game.
- » Earned his fourth career Pro Bowl selection after anchoring the offensive line for the NFL's top scoring unit.
- » Started at center and blocked for an offense that set a franchise record with 571 total yards against Carolina (10/2). Protected QB Matt Ryan as he became the 19th player in NFL history to throw for 500+ yards in a single game.

### CAREER

- » A four-time Pro Bowler (2016, 2015, 2013, 2010), has started all 124 games in which he has played. Is one of three centers in Browns history to earn multiple Pro Bowl honors.
- » In 2015, Mack returned from injury to play in all 16 games and was selected to his third career Pro Bowl.
- » Played every offensive snap (4,998 consecutive) through his first 80 career games, and was one of only four NFL offensive linemen to play every offensive snap for his team since at least 2009.

- » Played and started in five games during the 2014 season in Cleveland before going down with an injury. During those five games the offense averaged 26.8 points per game, 383.2 total yards per game, 146.4 rushing yards per game, and 4.4 yards per carry.
- » In 2013, earned his second career Pro Bowl selection and was named a second-team AP All-Pro. Started all 16 games at center, playing all 1,106 offensive snaps.
- » Was voted a first-alternate to the AFC Pro Bowl squad after starting all 16 games at center in 2012. Part of an offensive line that helped Trent Richardson set Browns rookie records in rushing yards (950), rushing TDs (11) and total scrimmage yards (1,317).
- » Started all 16 games at center in 2011, and did not miss an offensive snap, despite undergoing an appendectomy in October.
- » In 2010, Mack was anchored an offensive line that helped Peyton Hillis rush for 1,177 yards and 11 touchdowns. Earned his first career Pro Bowl selection and was named to Sports Illustrated's All-Pro team.
- » During his rookie season in 2009, Mack became the fifth rookie to start all 16 games at center, and helped his team record four consecutive games with more than 160 rushing yards.
- » Was named to the Pro Football Weekly/Professional Football Writers of America All-Rookie team and selected to USA Today's All-Joe team.
- » One of four rookie offensive linemen to start all 16 games in 2009, along with Buffalo's Andy Levitre (LG), Seattle's Max Unger (13 at RG, 3 at C) and Baltimore's Michael Oher (12 at RT, 4 at LT).
- » Became just the fifth NFL rookie to start all 16 games at C since 1998, joining Damien Woody (New England, 1999), Alex Stepanovich (Arizona, 2004), Nick Mangold (Jets, 2006) and Samson Satele (Miami, 2007).

## COLLEGE

- » Was a two-time Rimington Trophy finalist, a two-time All-American and a four-time league academic honor roll honoree at California.
- » Awarded the Draddy Trophy as a senior, given to college football's top scholar-athlete.
- » Named the PAC-10 Conference's 2008 Scholar-Athlete of the Year and was a member of ESPN's All-Bowl Team in 2006 and 2008. Was a finalist for the Lowe's Senior CLASS Award, given for academic and athletic accomplishment.
- » The 2008 winner of the Schlessinger Coaches Award, which recognizes outstanding athletic ability, academic success and community service at Cal.
- » Did not allow any quarterback sacks or pressures on 397 pass plays in 2008. Was penalized just twice on a total of 832 snaps as a senior.
- » Became the third player in PAC-10 Conference annals to receive the Morris Trophy in back-to-back seasons. Led a line that allowed just 11 sacks in 2007, the third-lowest figure in the country that year. Redshirted as a freshman.
- » Earned a degree in legal studies, spent his senior season as a graduate student and is working towards his master's degree.
- » Attended San Marcos High School (Santa Barbara, Calif.). Played on both the offensive and defensive lines. Named the Channel League's co-Most Valuable Player on defense and a first team all-league selection. Was a two-time All-CIF choice and a three-time all-county and all-league member.
- » Named to Prep Star's All-West team as a senior, helping his team rush for 2,031 yards in 2003.
- » Added four letters in wrestling, advancing to the state wrestling tournament as a CIF heavy-weight champion and compiled a 28-2 record on the mat as a senior, when he ranked second in the state.
- » Embarked on a weeklong visit to U.S. troops at military bases throughout Afghanistan and Kyrgyzstan during the 2011 offseason as part of the NFL-USO program; his father and cousin both served in the military.
- » Enjoys helping children, including through school visits and reading to kids.
- » An avid traveler who has visited Australia, Brazil, England, France, Greece, Indonesia, Italy, Japan, Spain, Taiwan, Thailand and Turkey.
- » An avid reader with diverse tastes, including historical-fiction, science-fiction and fantasy books.

## PERSONAL

- » Participated in the NFL's second annual "NFL Pro Hollywood Boot Camp" during the 2013 off-season, which offered a comprehensive overview of creative disciplines in the film industry including screen writing, directing, producing and film financing.

| <b>MACK'S CAREER GAMES PLAYED/STARTED</b> |       |                |      |       |       |       |       |       |
|---|-------|----------------|------|-------|-------|-------|-------|-------|
| 2017                                      | 2016  | 2015           | 2014 | 2013  | 2012  | 2011  | 2010  | 2009  |
| ATL                                       | ATL   | CLE            | CLE  | CLE   | CLE   | CLE   | CLE   | CLE   |
| 7/7                                       | 16/16 | 16/16          | 5/5  | 16/16 | 16/16 | 16/16 | 16/16 | 16/16 |
| <b>TOTALS</b>                             |       | <b>124/124</b> |      |       |       |       |       |       |

# 70

## JAKE MATTHEWS

**TACKLE**  
**TEXAS A&M**

(4TH YEAR WITH FALCONS)



**HEIGHT:**

**6'5"**

**WEIGHT:**

**309**

**BIRTHDATE:**

**2/11/92**

**NFL EXP:**

**4 YRS**

**ACQUIRED:**

**TD1-'14**

### TRANSACTIONS

- » Selected as a first round (6th overall) draft choice by Atlanta in 2014.

### 2017 (FALCONS)

- » Blocked for an offense that has averaged 374.4 yards and an NFC-best 6.2 yards per play.

### 2016 (FALCONS)

- » Started all 16 games at left tackle, blocking for an offense that set a franchise record with 540 points and averaged 415.8 yards per game.
- » Started at left tackle and blocked for an offense that set a franchise record with 571 total yards against Carolina (10/2). Protected QB Matt Ryan as he became the 19th player in NFL history to throw for 500+ yards in a single game.

### CAREER

- » In three seasons, has started all 54 games that he has played in, including 53 straight games dating back to Week 3 of his rookie season. Has helped protect QB Matt Ryan who has thrown for 15,819 yards and 94 touchdowns during that span.
- » Started all 16 games at left tackle and blocked for an offense that ranked seventh in the NFL averaging 374.1 yards per game in 2015. Protected Matt Ryan's blindside as the quarterback became one of four passers to throw for 4,000 yards in each of the last five seasons.
- » Started 15 games at left tackle during his rookie season in 2014, and blocked for an offense that broke several franchise records.
- » Started at left tackle and helped block for an offense that generated a franchise record 548 yards of total offense vs. New Orleans (9/7/14).

- » Started at left tackle and helped block for an offense that scored 56 points (2nd most in franchise history) and recorded 488 total yards vs Tampa Bay (9/18/14).

### COLLEGE

- » Appeared in 52 games for Texas A&M, starting his final 46 contests, the first 33 at right tackle and the final 13 on the left side.
- » As a senior, was a consensus All-American and a unanimous All-Southeastern Conference first-team selection. He was recipient of the Bobby Bowden Award, presented for high performance on the field, in class and in the community.
- » In 2012, earned first-team All-American honors from The NFL Draft Report and the Football Writers of America Association, adding second-team accolades from the Walter Camp Football Foundation and third-team recognition from the Associated Press.
- » As a sophomore, quickly developed into the cornerstone of the Aggies' offensive front that allowed just nine sacks in 13 games and set then-school records for total offense (seventh in the nation at 490.2 ypg), passing (291.1 ypg) and scoring (11th nationally at 39.08 ppg) offense. The sophomore delivered 13 touchdown-resulting blocks and 96 key blocks/knockdowns while helping the Aggies rush for 199.2 yard per game.
- » In 2011, was named to ESPN.com's All-Big 12 Conference Freshman team and was an honorable mention All-Big 12 pick. He was one of 10 freshman to letter for the Aggies, starting the final seven games of the season.

**PERSONAL**

- » Matthews is the next to carry on the family NFL tradition. He is the fourth family member to be selected in the first round of the draft and the seventh to reach the National Football League.
- » Matthews' NFL lineage began with Clay Matthews Sr., who played four seasons for the San Francisco 49ers in the 1950's. His father, Bruce Matthews, was a 14-time Pro Bowl selection and Green Bay Packers LB Clay Matthews III is his cousin.
- » Attended Elkins High School in Missouri City, Texas. Was named first-team all-district and all-greater Houston honoree. Matthews also had offers from Oklahoma, Alabama, Arkansas, Oregon, Texas, Texas Tech, USC and Stanford.
- » Was a consensus All-American selection in high school. Earned a five-star rating from Scout.com, as that recruiting service regarded him as the best offensive guard in the nation.
- » Rated as the seventh-best offensive tackle in the prep ranks, placed 48th on the Rivals100 team while also being named the eighth-best overall prospect in the state of Texas by Rivals.com.
- » A university studies major in the Mays Business School at Texas A&M.
- » Son of Carrie and Bruce Matthews.

| <b>MATTHEWS'S CAREER GAMES PLAYED/STARTED</b> |              |       |       |
|---|--------------|-------|-------|
| 2017  | 2016         | 2015  | 2014  |
| ATL   | ATL          | ATL   | ATL   |
| 7/7   | 16/16        | 16/16 | 15/15 |
| <b>TOTALS</b>                                 | <b>54/54</b> |       |       |



**T** Jake Matthews has started 54 games in four seasons with the Falcons.



**22****KEANU NEAL**  
**SAFETY**  
**FLORIDA**  
(2ND YEAR WITH FALCONS)**HEIGHT:**  
**6"1'****WEIGHT:**  
**216****BIRTHDATE:**  
**7/26/95****NFL EXP:**  
**2 YRS****ACQUIRED:**  
**D1-'16****TRANSACTIONS**

- » Selected by the Falcons in the first round (17th overall) of the 2016 NFL Draft.

**2017 (FALCONS)**

- » Has recorded 51 tackles (38 solo) with one tackle for loss and two passes defended in seven games this season.

**2016 (FALCONS)**

- » Started all 14 games in which he played. His 105 total tackles (72 solo) ranked second to fellow rookie Deion Jones for the team lead. Ranked second to Jones in tackles among all rookies. Also added two tackles for loss, five forced fumbles, one fumble recovery and seven passes defended.
- » His five forced fumbles were the most by a defensive back since Dwight Lowery had five in 2008.
- » Made his playoff debut with a team-high nine tackles (eight solo) in Atlanta's Divisional Round win over Seattle.

**COLLEGE**

- » Started 19 of the 34 games he played in during his three years as a Gator. During his first year as a starter in 2014 he racked up 45 total tackles and three interceptions, which was the second highest total on the team. Two of those interceptions that season came against the University of Kentucky, which became a new career high for most interceptions in a game.

**2017 GAME-BY-GAME STATISTICS**

| DATE          | OPP  | TK         | SO         | SK         | YDS        | INT      | YDS      | FF       | FR       | PD        |
|---------------|------|------------|------------|------------|------------|----------|----------|----------|----------|-----------|
| 9/10          | @CHI | 5          | 4          | 0.0        | 0.0        | 0        | 0        | 0        | 0        | 0         |
| 9/17          | GB   | 7          | 5          | 0.0        | 0.0        | 0        | 0        | 0        | 0        | 0         |
| 9/24          | @DET | 5          | 4          | 0.0        | 0.0        | 0        | 0        | 0        | 0        | 0         |
| 10/1          | BUF  | 7          | 4          | 0.0        | 0.0        | 0        | 0        | 0        | 0        | 1         |
| 10/15         | MIA  | 8          | 7          | 0.0        | 0.0        | 0        | 0        | 0        | 0        | 0         |
| 10/22         | @NE  | 10         | 6          | 0.0        | 0.0        | 0        | 0        | 0        | 0        | 1         |
| 10/29         | @NYJ | 9          | 8          | 0.0        | 0.0        | 0        | 0        | 0        | 0        | 0         |
| 11/5          | @CAR | -          | -          | --         | --         | -        | -        | -        | -        | -         |
| 11/12         | DAL  | -          | -          | --         | --         | -        | -        | -        | -        | -         |
| 11/20         | @SEA | -          | -          | --         | --         | -        | -        | -        | -        | -         |
| 11/26         | TB   | -          | -          | --         | --         | -        | -        | -        | -        | -         |
| 12/3          | MIN  | -          | -          | --         | --         | -        | -        | -        | -        | -         |
| 12/7          | NO   | -          | -          | --         | --         | -        | -        | -        | -        | -         |
| 12/18         | @TB  | -          | -          | --         | --         | -        | -        | -        | -        | -         |
| 12/24         | @NO  | -          | -          | --         | --         | -        | -        | -        | -        | -         |
| 12/31         | CAR  | -          | -          | --         | --         | -        | -        | -        | -        | -         |
| <b>TOTALS</b> |      | <b>51</b>  | <b>38</b>  | <b>0.0</b> | <b>0.0</b> | <b>0</b> | <b>0</b> | <b>0</b> | <b>0</b> | <b>2</b>  |
| <b>CAREER</b> |      | <b>156</b> | <b>110</b> | <b>0.0</b> | <b>0.0</b> | <b>0</b> | <b>0</b> | <b>5</b> | <b>1</b> | <b>10</b> |

- » Played in 12 games and started 11 times at safety as a senior in 2015. Finished third on the team with 96 total tackles, including a team-high 51 solo tackles. Had 3.5 tackles-for-loss and 2.0 sacks on the year. Posted a career high 14 tackles against Tennessee and at LSU. Led the team in tackles five times on the season.
- » Played in 10 games, starting eight times at safety in 2014. Totaled 45 tackles on the season and ranked second with three interceptions. Earned Honorable Mention CFPA Defensive Back of the Week honors after his performance at Alabama, leading the team with 10 tackles while forcing a fumble and returning a fumble 49 yards for a touchdown. Also led the team in tackles against Missouri (10 tackles) and East Carolina (8). Named to the SEC Academic Honor Roll.

- » Played in all 12 games as a true freshman in 2013. Was a key member on special teams who tied for the team lead with five special teams tackles. Also saw time as a backup at safety.
- » Joined Florida teammate Vernon Hargreaves III to become the second set of SEC defensive backs from the same school to be selected during the first round of the NFL Draft.
- » As a junior, Neal had 151 tackles (68 solo, 83 assists), four interceptions, one of which he returned 20 yards for a touchdown, as well as four forced fumbles, five pass deflections and one offensive touchdown as a goal-line full-back.
- » Picked the Gators over offers from UCF, USF, Duke, Georgia Tech, Kentucky and South Carolina...Coached by Inman Sherman.

## COLLEGE

- » Totaled over 70 tackles and had four interceptions as a senior at South Sumter. Was an All-State selection as a junior. Invited to "The Opening", an all-star summer prospect camp held on the Nike Campus.

### NEAL'S CAREER STATISTICS

| YEAR         | GP/GS | TK           | SO         | AST        | SK        | YDS        | INT        | YDS      | LG       | TD       | PD       | FF       | FR       | YDS      | TD       |
|--------------|-------|--------------|------------|------------|-----------|------------|------------|----------|----------|----------|----------|----------|----------|----------|----------|
| 2016         | ATL   | 14/14        | 105        | 72         | 33        | 0.0        | 0.0        | 0        | 0        | 0        | 7        | 5        | 1        | 0        | 0        |
| 2017         | ATL   | 7/7          | 51         | 38         | 13        | 0.0        | 0.0        | 0        | 0        | 0        | 2        | 0        | 0        | 0        | 0        |
| <b>TOTAL</b> |       | <b>21/21</b> | <b>156</b> | <b>110</b> | <b>46</b> | <b>0.0</b> | <b>0.0</b> | <b>0</b> | <b>0</b> | <b>0</b> | <b>9</b> | <b>5</b> | <b>1</b> | <b>0</b> | <b>0</b> |

### NEAL'S POSTSEASON STATISTICS

| YEAR         | GP/GS | TK         | SO        | AST       | SK       | YDS        | INT        | YDS      | LG       | TD       | PD       | FF       | FR       | YDS      | TD       |
|--------------|-------|------------|-----------|-----------|----------|------------|------------|----------|----------|----------|----------|----------|----------|----------|----------|
| 2016         | ATL   | 3/3        | 28        | 22        | 6        | 0.0        | 0.0        | 0        | 0        | 0        | 0        | 0        | 0        | 0        | 0        |
| <b>TOTAL</b> |       | <b>3/3</b> | <b>28</b> | <b>22</b> | <b>6</b> | <b>0.0</b> | <b>0.0</b> | <b>0</b> | <b>0</b> | <b>0</b> | <b>0</b> | <b>0</b> | <b>0</b> | <b>0</b> | <b>0</b> |

### 2016 GAME-BY-GAME STATISTICS

| DATE          | OPP  | TK         | SO        | SK         | YDS        | INT      | YDS      | FF       | FR       | PD       |
|---------------|------|------------|-----------|------------|------------|----------|----------|----------|----------|----------|
| 9/11          | TB   | INACTIVE   |           |            |            |          |          |          |          |          |
| 9/18          | @OAK | INACTIVE   |           |            |            |          |          |          |          |          |
| 9/26          | @NO  | 4          | 3         | 0.0        | 0.0        | 0        | 0        | 0        | 0        | 1        |
| 10/2          | CAR  | 9          | 6         | 0.0        | 0.0        | 0        | 0        | 0        | 0        | 0        |
| 10/9          | @DEN | 8          | 6         | 0.0        | 0.0        | 0        | 0        | 1        | 0        | 0        |
| 10/16         | @SEA | 11         | 5         | 0.0        | 0.0        | 0        | 0        | 1        | 0        | 1        |
| 10/23         | SD   | 9          | 7         | 0.0        | 0.0        | 0        | 0        | 0        | 0        | 0        |
| 10/30         | GB   | 8          | 4         | 0.0        | 0.0        | 0        | 0        | 1        | 0        | 0        |
| 11/3          | @TB  | 8          | 6         | 0.0        | 0.0        | 0        | 0        | 0        | 0        | 0        |
| 11/23         | @PHI | 9          | 9         | 0.0        | 0.0        | 0        | 0        | 1        | 0        | 1        |
| 11/27         | ARI  | 6          | 4         | 0.0        | 0.0        | 0        | 0        | 0        | 0        | 0        |
| 12/4          | KC   | 7          | 3         | 0.0        | 0.0        | 0        | 0        | 0        | 0        | 0        |
| 12/11         | @LA  | 8          | 6         | 0.0        | 0.0        | 0        | 0        | 0        | 0        | 1        |
| 12/18         | SF   | 10         | 5         | 0.0        | 0.0        | 0        | 0        | 0        | 1        | 2        |
| 12/24         | @CAR | 3          | 3         | 0.0        | 0.0        | 0        | 0        | 0        | 0        | 1        |
| 1/1           | NO   | 5          | 5         | 0.0        | 0.0        | 0        | 0        | 1        | 0        | 1        |
| <b>TOTALS</b> |      | <b>105</b> | <b>72</b> | <b>0.0</b> | <b>0.0</b> | <b>0</b> | <b>0</b> | <b>5</b> | <b>1</b> | <b>8</b> |
| <b>CAREER</b> |      | <b>105</b> | <b>72</b> | <b>0.0</b> | <b>0.0</b> | <b>0</b> | <b>0</b> | <b>5</b> | <b>1</b> | <b>8</b> |

### 2016 POSTSEASON STATISTICS

| DATE          | OPP | TK        | SO        | SK         | YDS        | INT      | YDS      | FF       | FR       | PD       |
|---------------|-----|-----------|-----------|------------|------------|----------|----------|----------|----------|----------|
| 1/14          | SEA | 9         | 8         | 0.0        | 0.0        | 0        | 0        | 0        | 0        | 0        |
| 1/22          | GB  | 6         | 5         | 0.0        | 0.0        | 0        | 0        | 0        | 0        | 0        |
| 2/5           | NE  | 13        | 9         | 0.0        | 0.0        | 0        | 0        | 0        | 0        | 0        |
| <b>TOTALS</b> |     | <b>28</b> | <b>22</b> | <b>0.0</b> | <b>0.0</b> | <b>0</b> | <b>0</b> | <b>0</b> | <b>0</b> | <b>0</b> |

**20**

**SHARROD NEASMAN**  
**SAFETY**  
**FLORIDA ATLANTIC**  
*(2ND YEAR WITH FALCONS)*



**HEIGHT:**  
**5'11"**

**WEIGHT:**  
**213**

**BIRTHDATE:**  
**10/14/91**

**NFL EXP:**  
**2 YRS**

**ACQUIRED:**  
**FA-'16**

### **TRANSACTIONS**

- » Signed by the Atlanta Falcons as a college free agent following the 2016 NFL Draft.

### **2016 (FALCONS)**

- » Promoted to the active roster on October 18. Saw action in three games, totaling three tackles (two solo).

### **COLLEGE**

- » Team Captain as a senior in 2015. He was named the team's 2015 Student-Athlete of the Year.

- » Started at nickel for the Owls in 2014. Ended his junior campaign fifth on the team with 60 tackles, two interceptions and three passes defensed...named the team's Comeback Player of the Year at the season ending banquet.

### **PERSONAL**

- » Attended Braden River High School.
- » Majored in Mechanical engineering major.

**68****AUSTIN PASZTOR****TACKLE  
VIRGINIA***(1ST YEAR WITH FALCONS)***HEIGHT:  
6'7"****WEIGHT:  
305****BIRTHDATE:  
11/26/90****NFL EXP:  
5 YRS****ACQUIRED:  
FA-'17****TRANSACTIONS**

- » Signed by the Minnesota Vikings on April 29, 2012.
- » Signed to the Jacksonville Jaguars practice squad on September 17, 2012.
- » Claimed off Waivers by the Browns on September 6, 2015.
- » Signed by the Atlanta Falcons on August 19, 2017.

**2017 (FALCONS)**

- » Made his Falcons debut in Week 3 at Detroit, seeing action on special teams.

**CAREER**

- » He went on to play every game for the Browns in 2015, while starting in four. Last season, he played and started in all 16 games for Cleveland.
- » Played in 26 games, with 23 starts over three years for the Jaguars.

**PERSONAL**

- » Native of Tillonsburg, Ontario.
- » Moved to the United States as a high school senior to attend Rok Union Military Academy in Fork Union, VA.

**92****DONTARI POE**  
**DEFENSIVE TACKLE**  
**MEMPHIS**  
(1ST YEAR WITH FALCONS)**HEIGHT:**  
**6'3"****WEIGHT:**  
**346****BIRTHDATE:**  
**8/18/90****NFL EXP:**  
**6 YRS****ACQUIRED:**  
**FA-'17**

### TRANSACTIONS

- » Originally selected by the Kansas City Chiefs in the first round (11th overall) of the 2012 NFL Draft.
- » Signed by the Atlanta Falcons as a free agent on March 16, 2017.

### 2017 (FALCONS)

- » Started seven games at defensive tackle and has posted 15 tackles (nine solo), three quarterback hit, one half sack, one tackle for loss, and two passes defended.

### 2016 (CHIEFS)

- » Played in all 16 games, while recording 27 total tackles - 18 solo - with 1.5 sacks, three passes defended, and one forced fumble.

### CAREER

- » The two-time Pro Bowler from the University of Memphis has been a key contributor for the Kansas City Chiefs since being drafted in 2012. The former first round selection has recorded 215 total tackles in 85 games played - 83 started - while also recording 13.5 sacks, 14 passes defended, two forced fumbles and one fumble recovery.
- » Scored his first career rushing touchdown on a one-yard run against San Diego in Qualcomm Stadium on 11/22/15, making him the heaviest player in NFL history to find the end zone.
- » In 2013, Poe was selected to his first career Pro Bowl. That season he recorded 4.5 sacks and 52 total tackles - 43 solo - along with four passes defended. He followed that year up with another Pro Bowl selection in 2014, while posting a career high six sacks and 46 total tackles.
- » Was named second-team All-Pro by the Associated Press following the 2013 season.

### 2017 GAME-BY-GAME STATISTICS

| DATE          | OPP  | TK         | SO         | SK          | YDS         | INT      | YDS      | FF       | FR       | PD        |
|---------------|------|------------|------------|-------------|-------------|----------|----------|----------|----------|-----------|
| 9/10          | @CHI | 0          | 0          | 0.0         | 0.0         | 0        | 0        | 0        | 0        | 0         |
| 9/17          | GB   | 1          | 1          | 0.0         | 0.0         | 0        | 0        | 0        | 0        | 0         |
| 9/24          | @DET | 0          | 0          | 0.0         | 0.0         | 0        | 0        | 0        | 0        | 0         |
| 10/1          | BUF  | 5          | 3          | 0.0         | 0.0         | 0        | 0        | 0        | 0        | 0         |
| 10/15         | MIA  | 1          | 1          | 0.0         | 0.0         | 0        | 0        | 0        | 0        | 2         |
| 10/22         | @NE  | 4          | 2          | 0.0         | 0.0         | 0        | 0        | 0        | 0        | 0         |
| 10/29         | @NYJ | 4          | 2          | 0.5         | 3.5         | 0        | 0        | 0        | 0        | 0         |
| 11/5          | @CAR | -          | -          | --          | --          | -        | -        | -        | -        | -         |
| 11/12         | DAL  | -          | -          | --          | --          | -        | -        | -        | -        | -         |
| 11/20         | @SEA | -          | -          | --          | --          | -        | -        | -        | -        | -         |
| 11/26         | TB   | -          | -          | --          | --          | -        | -        | -        | -        | -         |
| 12/3          | MIN  | -          | -          | --          | --          | -        | -        | -        | -        | -         |
| 12/7          | NO   | -          | -          | --          | --          | -        | -        | -        | -        | -         |
| 12/18         | @TB  | -          | -          | --          | --          | -        | -        | -        | -        | -         |
| 12/24         | @NO  | -          | -          | --          | --          | -        | -        | -        | -        | -         |
| 12/31         | CAR  | -          | -          | --          | --          | -        | -        | -        | -        | -         |
| <b>TOTALS</b> |      | <b>15</b>  | <b>9</b>   | <b>0.5</b>  | <b>3.5</b>  | <b>0</b> | <b>0</b> | <b>0</b> | <b>0</b> | <b>2</b>  |
| <b>CAREER</b> |      | <b>215</b> | <b>164</b> | <b>13.5</b> | <b>68.5</b> | <b>0</b> | <b>0</b> | <b>2</b> | <b>1</b> | <b>14</b> |

- » Earned Kansas City's Mack Lee Hill Award as the team's top rookie or first-year player after recording 38 tackles (28 solo), including three for loss, three QB pressures and four passes defended in 2012.

### COLLEGE

- » Became the third first-round draft selection in Memphis football history ... Saw action in 35 games (30 starts) in three seasons with the Tigers.
- » Started all 12 games as a junior in 2011. Named to The NFL Draft Report's All-America Dream Team as the scouting information service rated him as the best down lineman eligible for the 2012 NFL Draft.
- » Named a second-team All-Conference USA choice and was named the Tigers' Most Valuable Player and Defensive Player of the Year.
- » Started all 12 games at left defensive tackle as a sophomore in 2010. Earned All-Conference USA honorable mention accolades.

» Appeared in 11 games (six starts) as a true freshman in 2009. Named to the Conference USA All-Freshman team. Majored in Child and Family Studies at Memphis..

### PERSONAL

» Attended Wooddale High School in Memphis, Tenn., where he was a two-star prospect who ranked 19th on the Rivals.com Tennessee Top 20 List.

» Added all-state honors from Tennessee Football Magazine and was an All-Shelby County and Class 5A All-Region VIII selection for the

Cardinals in 2007, posting 63 tackles with 8.0 sacks during his junior campaign.

» Named a Best of the Preps All-Metro selection in track as a junior after capturing the shot put title for Class 3-A at the state meet with a throw of 56-3.25.

» Defended his title as a senior with a throw of 54-1.25 and also won the discus event in the state meet with a throw of 156-1 while claiming city, district and region track titles.

### POE'S CAREER STATISTICS

| YEAR         | GP/GS        | TK         | SO         | AST       | SK          | YDS         | INT      | YDS      | LG       | TD       | PD        | FF       | FR       | YDS      | TD       |
|--------------|--------------|------------|------------|-----------|-------------|-------------|----------|----------|----------|----------|-----------|----------|----------|----------|----------|
| 2012         | KC 16/16     | 38         | 28         | 10        | 0.0         | 0.0         | 0        | 0        | 0        | 0        | 4         | 0        | 0        | 0        | 0        |
| 2013         | KC 15/15     | 51         | 43         | 8         | 4.5         | 30.5        | 0        | 0        | 0        | 0        | 4         | 0        | 0        | 0        | 0        |
| 2014         | KC 16/16     | 45         | 37         | 8         | 6.0         | 30.5        | 0        | 0        | 0        | 0        | 1         | 0        | 0        | 0        | 0        |
| 2015         | KC 15/13     | 39         | 29         | 10        | 1.0         | 2.0         | 0        | 0        | 0        | 0        | 0         | 1        | 1        | 0        | 0        |
| 2016         | KC 16/16     | 27         | 18         | 9         | 1.5         | 2.5         | 0        | 0        | 0        | 0        | 3         | 1        | 0        | 0        | 0        |
| 2017         | ATL 7/7      | 15         | 9          | 6         | 0.5         | 3.5         | 0        | 0        | 0        | 0        | 2         | 0        | 0        | 0        | 0        |
| <b>TOTAL</b> | <b>85/83</b> | <b>215</b> | <b>164</b> | <b>51</b> | <b>13.0</b> | <b>65.5</b> | <b>0</b> | <b>0</b> | <b>0</b> | <b>0</b> | <b>14</b> | <b>2</b> | <b>1</b> | <b>0</b> | <b>0</b> |



DT Dontari Poe has totaled 215 tackles in 85 career games.

**34****BRIAN POOLE**  
**SAFETY**  
**FLORIDA**  
(2ND YEAR WITH FALCONS)**HEIGHT:**  
**5'9"****WEIGHT:**  
**213****BIRTHDATE:**  
**10/20/92****NFL EXP:**  
**2 YRS****ACQUIRED:**  
**FA-'16****TRANSACTIONS**

- » Signed by the Atlanta Falcons as a college free agent following the 2016 NFL Draft.

**2017 (FALCONS)**

- » Has collared 34 tackles (24 solo) while adding one sack, two tackles for loss, three quarterback hits, and three passes defended.

**2016 (FALCONS)**

- » Played in all 16 games with nine starts after making the team as a college free agent. Recorded 57 tackles (41 solo), nine passes defended, three tackles for loss, one sack, and two fumble recoveries.
- » Played 49 of 75 defensive snaps at Oakland (9/18). Collared four total tackles (three solo) and added one tackle on special teams. According to Pro Football Focus, allowed two receptions for 12 yards on three targets.
- » Posted the first sack of his career against Arizona (11/27). Dropped QB Carson Palmer for an eight-yard loss on a second-down play in the fourth quarter.

**COLLEGE**

- » Played in all 14 games and started six times at the nickel position in 2015...Totaled 40 tackles on the season and was second on the team with 10 pass breakups...Also had 3.5 tackles-for-loss and recovered a fumble.

**2017 GAME-BY-GAME STATISTICS**

| DATE          | OPP  | TK        | SO        | SK         | YDS         | INT      | YDS       | FF       | FR       | PD        |
|---------------|------|-----------|-----------|------------|-------------|----------|-----------|----------|----------|-----------|
| 9/10          | @CHI | 7         | 6         | 1.0        | 12.0        | 0        | 0         | 0        | 0        | 0         |
| 9/17          | GB   | 6         | 4         | 0.0        | 0.0         | 0        | 0         | 0        | 0        | 1         |
| 9/24          | @DET | 9         | 7         | 0.0        | 0.0         | 0        | 0         | 0        | 0        | 2         |
| 10/1          | BUF  | 2         | 1         | 0.0        | 0.0         | 0        | 0         | 0        | 0        | 0         |
| 10/15         | MIA  | 2         | 1         | 0.0        | 0.0         | 0        | 0         | 0        | 0        | 1         |
| 10/22         | @NE  | 6         | 3         | 0.0        | 0.0         | 0        | 0         | 0        | 0        | 0         |
| 10/29         | @NYJ | 2         | 2         | 0.0        | 0.0         | 0        | 0         | 0        | 0        | 0         |
| 11/5          | @CAR | -         | -         | --         | --          | -        | -         | -        | -        | -         |
| 11/12         | DAL  | -         | -         | --         | --          | -        | -         | -        | -        | -         |
| 11/20         | @SEA | -         | -         | --         | --          | -        | -         | -        | -        | -         |
| 11/26         | TB   | -         | -         | --         | --          | -        | -         | -        | -        | -         |
| 12/3          | MIN  | -         | -         | --         | --          | -        | -         | -        | -        | -         |
| 12/7          | NO   | -         | -         | --         | --          | -        | -         | -        | -        | -         |
| 12/18         | @TB  | -         | -         | --         | --          | -        | -         | -        | -        | -         |
| 12/24         | @NO  | -         | -         | --         | --          | -        | -         | -        | -        | -         |
| 12/31         | CAR  | -         | -         | --         | --          | -        | -         | -        | -        | -         |
| <b>TOTALS</b> |      | <b>34</b> | <b>24</b> | <b>1.0</b> | <b>12.0</b> | <b>0</b> | <b>0</b>  | <b>0</b> | <b>0</b> | <b>3</b>  |
| <b>CAREER</b> |      | <b>92</b> | <b>66</b> | <b>2.0</b> | <b>20.0</b> | <b>1</b> | <b>24</b> | <b>0</b> | <b>2</b> | <b>12</b> |

- » In 2014, he played in all 12 games and started 10 times...Played corner and nickel positions... Totaled 45 tackles and led the team with four interceptions on the year...Ranked fifth in the SEC in passes defended per game (1.17).

**PERSONAL**

- » Participant in the 2012 Under Armour All-American Game...Selected to the AP Class 5A All-State First Team.
- » Led Southeast High School to the regional finals and a 7-3 record as a senior.

**50****BROOKS REED**  
**OUTSIDE LINEBACKER**  
**ARIZONA**  
(3RD YEAR WITH FALCONS)**HEIGHT:**  
**6'3"****WEIGHT:**  
**254****BIRTHDATE:**  
**2/28/87****NFL EXP:**  
**7 YRS****ACQUIRED:**  
**FA-'15****TRANSACTIONS**

- » Originally selected by the Houston Texans in the second round (42nd overall) of the 2011 NFL Draft out of Arizona.
- » Signed by the Atlanta Falcons as a free agent on March 10, 2015.

**2017 (FALCONS)**

- » Has posted 20 tackles (12 solo), three sacks, four quarterback hits, and five tackles for loss in seven games this season.
- » Enjoyed one of his best games as a Falcon, recording five tackles, two sacks, and three tackles for loss in Atlanta's season opening win. Sealed the victory, sacking QB Mike Glennon on fourth-and-goal from the Falcons 5-yard line at the end of the game.

**2016 (FALCONS)**

- » Played in 15 games with seven starts while totaling 21 tackles, 2.0 sacks, two tackles for loss, one forced fumble, and one pass defense.
- » Posted his first sack as a Falcon against San Diego (10/23), dropping Philip Rivers for a five-yard loss.
- » Dropped QB Russell Wilson for a seven-yard sack and added three tackles in Atlanta's Divisional Playoff win over Seattle.

**CAREER**

- » Has started 92 of 67 career games, recording 262 tackles (157 solo), 19.5 sacks, one interception, one forced fumble, and two fumble recoveries in seven NFL seasons.
- » Played in 13 games with five starts while posting 13 tackles (seven solo). Helped set the edge for a defense that allowed 105 rushing yards per game.

**2017 GAME-BY-GAME STATISTICS**

| DATE          | OPP  | TK         | SO         | SK          | YDS          | INT      | YDS      | FF       | FR       | PD        |
|---------------|------|------------|------------|-------------|--------------|----------|----------|----------|----------|-----------|
| 9/10          | @CHI | 5          | 5          | 2.0         | 21.0         | 0        | 0        | 0        | 0        | 0         |
| 9/17          | GB   | 0          | 0          | 0.0         | 0.0          | 0        | 0        | 0        | 0        | 0         |
| 9/24          | @DET | 2          | 2          | 0.0         | 0.0          | 0        | 0        | 0        | 0        | 0         |
| 10/1          | BUF  | 7          | 3          | 1.0         | 9.0          | 0        | 0        | 0        | 0        | 0         |
| 10/15         | MIA  | 4          | 1          | 0.0         | 0.0          | 0        | 0        | 0        | 0        | 0         |
| 10/22         | @NE  | 2          | 1          | 0.0         | 0.0          | 0        | 0        | 0        | 0        | 0         |
| 10/29         | @NYJ | 0          | 0          | 0.0         | 0.0          | 0        | 0        | 0        | 0        | 0         |
| 11/5          | @CAR | -          | -          | --          | --           | -        | -        | -        | -        | -         |
| 11/12         | DAL  | -          | -          | --          | --           | -        | -        | -        | -        | -         |
| 11/20         | @SEA | -          | -          | --          | --           | -        | -        | -        | -        | -         |
| 11/26         | TB   | -          | -          | --          | --           | -        | -        | -        | -        | -         |
| 12/3          | MIN  | -          | -          | --          | --           | -        | -        | -        | -        | -         |
| 12/7          | NO   | -          | -          | --          | --           | -        | -        | -        | -        | -         |
| 12/18         | @TB  | -          | -          | --          | --           | -        | -        | -        | -        | -         |
| 12/24         | @NO  | -          | -          | --          | --           | -        | -        | -        | -        | -         |
| 12/31         | CAR  | -          | -          | --          | --           | -        | -        | -        | -        | -         |
| <b>TOTALS</b> |      | <b>20</b>  | <b>12</b>  | <b>3.0</b>  | <b>30.0</b>  | <b>0</b> | <b>0</b> | <b>0</b> | <b>0</b> | <b>0</b>  |
| <b>CAREER</b> |      | <b>268</b> | <b>159</b> | <b>19.5</b> | <b>125.5</b> | <b>1</b> | <b>4</b> | <b>2</b> | <b>2</b> | <b>11</b> |

- » Made his Falcons debut, starting at linebacker and posting a pair of tackles and one tackle for loss against Houston (10/4).
- » Started 52 of 59 games, recording 211 tackles (122 solo), 14.5 sacks, one interception, one forced fumble, and two fumble recoveries in four seasons with the Houston Texans.
- » Started 13 of 16 games and finished with 41 tackles, three sacks, 10 quarterback hits, five tackles for loss, four passes defended, and one interception in 2014.
- » Snagged his first career interception at Oakland (9/14), picking off QB Derek Carr.
- » Started all 16 games at strong side linebacker for the first time in his career and totaled career-highs with 87 tackles (48 solo) and nine tackles for loss to go along with six quarterback hits and three sacks in 2013.
- » Started in all 12 games he played and recorded 42 tackles (23 solo), 2.5 sacks and a forced fumble in 2012.



- » As a rookie in 2011, started 11 of 16 games, and recorded 44 tackles (30 solo), two fumble recoveries, and a franchise-rookie record with six sacks.

## COLLEGE

- » Started 34 of 45 games at Arizona, recording 114 tackles (61 solo), 17 sacks and 25 tackles for loss for his career. He also forced four fumbles and deflected four pass attempts.
- » Earned first-team All-Pac-10 honors after starting all 13 games in his senior season with the Wildcats, tallying a career-best 47 tackles, 6.5 sacks and 10 tackles for loss along with two passes defensed and one forced fumble.
- » Started 8-of-10 games in 2009, recording 23 tackles (19 solo), 2.0 sacks, contributing to a defensive unit that ranked fourth in the Pac 10 and 29th nationally in yards per game allowed (120.5).
- » Enjoyed a breakout season as a sophomore in 2008 when he started all 13 games at defensive end and garnered an All-Pac-10 honorable mention, as he delivered 38 tackles (26 solos) with 9.5 stops for losses for 59 yards and a team-high eight sacks for 57 yards and added three forced fumbles, a quarterback hurry and two pass deflections.

- » Switched to defensive end in 2007 after opening the season contending for H-back duty and saw action in the final nine games of the season as a backup defensive end and on special teams and delivered seven tackles (four solos) with one assisted sack for five yards.

## PERSONAL

- » Attended Sabino High School (Tucson, Ariz.), playing football for head coach Jay Campos. Helped the Sabercats to an 8-3 record as a junior in 2004 and earned first-team all-league, honorable mention all-state and Arizona Daily Star All-Southern Arizona honorable mention as a junior while rushing for 350 yards and seven touchdowns.
- » Led the Sabercats to a 10-4 overall record as a senior in 2005 and earned Tucson Citizen first-team All-3A-4A and Arizona Daily Star first-team All-Southern Arizona while posting 38 tackles and three sacks from the defensive line as a senior.

### REED'S CAREER STATISTICS

| YEAR         | GP/GS        | TK         | SO         | AST        | SK          | YDS          | INT      | YDS      | LG       | TD       | PD        | FF       | FR       | YDS      | TD       |
|--------------|--------------|------------|------------|------------|-------------|--------------|----------|----------|----------|----------|-----------|----------|----------|----------|----------|
| 2011 HOU     | 16/11        | 44         | 30         | 14         | 6.0         | 36.0         | 0        | 0        | 0        | 0        | 3         | 0        | 2        | 0        | 0        |
| 2012 HOU     | 12/12        | 42         | 23         | 19         | 2.5         | 11.5         | 0        | 0        | 0        | 0        | 3         | 1        | 0        | 0        | 0        |
| 2013 HOU     | 16/16        | 87         | 48         | 39         | 3.0         | 17.0         | 0        | 0        | 0        | 0        | 0         | 0        | 0        | 0        | 0        |
| 2014 HOU     | 16/13        | 41         | 25         | 16         | 3.0         | 19.0         | 1        | 4        | 0        | 0        | 4         | 0        | 0        | 0        | 0        |
| 2015 ATL     | 13/5         | 13         | 7          | 6          | 0.0         | 0.0          | 0        | 0        | 0        | 0        | 0         | 0        | 0        | 0        | 0        |
| 2016 ATL     | 15/7         | 21         | 14         | 7          | 2.0         | 12.0         | 0        | 0        | 0        | 0        | 1         | 1        | 0        | 0        | 0        |
| 2017 ATL     | 7/6          | 20         | 12         | 8          | 3.0         | 30.0         | 0        | 0        | 0        | 0        | 0         | 0        | 0        | 0        | 0        |
| <b>TOTAL</b> | <b>95/70</b> | <b>268</b> | <b>159</b> | <b>109</b> | <b>19.5</b> | <b>125.5</b> | <b>1</b> | <b>4</b> | <b>0</b> | <b>0</b> | <b>11</b> | <b>2</b> | <b>2</b> | <b>0</b> | <b>0</b> |

### REED'S POSTSEASON STATISTICS

| YEAR         | GP/GS      | TK        | SO        | AST      | SK         | YDS         | INT      | YDS      | LG       | TD       | PD       | FF       | FR       | YDS      | TD       |
|--------------|------------|-----------|-----------|----------|------------|-------------|----------|----------|----------|----------|----------|----------|----------|----------|----------|
| 2011 HOU     | 2/2        | 13        | 9         | 4        | 3.5        | 23.0        | 0        | 0        | 0        | 0        | 0        | 1        | 0        | 0        | 0        |
| 2012 HOU     | 2/2        | 6         | 4         | 2        | 1.5        | 4.5         | 0        | 0        | 0        | 0        | 0        | 0        | 0        | 0        | 0        |
| 2016 ATL     | 3/1        | 7         | 6         | 1        | 1.0        | 7.0         | 0        | 0        | 0        | 0        | 0        | 0        | 0        | 0        | 0        |
| <b>TOTAL</b> | <b>7/5</b> | <b>26</b> | <b>19</b> | <b>7</b> | <b>6.0</b> | <b>34.5</b> | <b>0</b> | <b>0</b> | <b>0</b> | <b>0</b> | <b>0</b> | <b>1</b> | <b>0</b> | <b>0</b> | <b>0</b> |

**53****LARROY REYNOLDS**  
**LINEBACKER**  
**VIRGINIA**  
(2ND YEAR WITH FALCONS)**HEIGHT:**  
**6'1"****WEIGHT:**  
**240****BIRTHDATE:**  
**11/3/90****NFL EXP:**  
**5 YRS****ACQUIRED:**  
**FA-'16**

### **TRANSACTIONS**

- » Originally signed by the Jacksonville Jaguars as a college free agent following the 2013 NFL Draft.
- » Signed by the Chicago Bears on September 29, 2015.
- » Signed by the Atlanta Falcons on March 16, 2016.

### **2016 (FALCONS)**

- » Played in all 16 games, seeing action on defense and special teams. Totaled 23 tackles (13 solo) and one fumble recovery. Also added seven tackles on special teams (five solo).

### **CAREER**

- » Has seen action in 59 games with seven starts as a member of the Falcons, Chicago Bears and Jacksonville Jaguars.
- » Played in 16 games with three starts, notching 23 tackles (13 solo) on defense and seven special teams tackles.
- » Played in 13 games with one start in 2015. Logged 15 total tackles (14 solo).
- » Totaled 54 tackles (43 solo) with one pass defense in three seasons in the NFL.

### **COLLEGE**

- » Played in 45 games over four seasons at the University of Virginia.
- » As a senior in 2012, earned All-ACC honorable mention honors as well as Coaches All-ACC honorable mention and was one of UVA's four team captains. Started 10 games and finished second on the team with 90 tackles.

- » Reynolds ranked eighth in the ACC with 90 tackles and was second on the team with 9.5 tackles for loss during his senior season.
- » One of 13 Cavaliers to start all 13 games in 2011. Ranked second on the team with 81 tackles and had seven tackles for a loss of 21 yards. Set a career high with 12 tackles against Southern Miss.
- » During his sophomore season, moved from safety to linebacker. He appeared in all 12 games, making 11 starts, and led the team with 66 tackles. Added seven tackles for loss.
- » Appeared in 10 games - all on special teams - during his freshman season.

### **PERSONAL**

- » Attended Maury High School in Norfolk, Virginia where he played virtually all the skill positions including wide receiver, tailback, quarterback, safety and linebacker.
- » Earned first-team all-district at linebacker and second-team all-district at wide receiver as a senior. Was also named a second-team Virginian-Pilot all-Tidewater as a linebacker.
- » Finished his senior year with 99 tackles. He caught 18 passes for 527 yards and four touchdowns as a junior and was named all-district wide receiver. Defensively, had 73 tackles and an interception and was a second-team all-district selection as a utility player. Also played basketball.

**19**

**ANDRE ROBERTS**  
**WIDE RECEIVER**  
**THE CITADEL**  
 (1ST YEAR WITH FALCONS)



**HEIGHT:** 5'11" | **WEIGHT:** 195 | **BIRTHDATE:** 1/9/88 | **NFL EXP:** 8 YRS | **ACQUIRED:** FA-'17

**TRANSACTIONS**

- » Originally selected by the Arizona Cardinals in the third round (88th overall) of the 2010 NFL Draft.
- » Signed by the Washington Redskins on March 11, 2014.
- » Signed by the Detroit Lions on June 13, 2016.
- » Signed by the Atlanta Falcons on March 14, 2017.

**2017 (FALCONS)**

- » Has returned 10 punts for 86 yards (8.6 yards per return) and 17 kickoffs for 339 yards in seven games this season. Has also added one reception for 12 yards.

**2016 (LIONS)**

- » Played in all 16 games, totaling 14 catches for 188 yards with one touchdown.
- » Averaged 12.3 yards per punt return with two return touchdowns. Totaled 246 yards on 20 punt returns. Also added 747 yards on 33 kickoff returns, averaging 22.6 yards per return.

**CAREER**

- » Has played in 110 career games with 40 starts, while tallying 244 receptions for 2,911 yards and 14 touchdowns over his seven-year career.
- » He has returned 95 punts for 815 yards (8.6 yards per return) with two touchdowns. Has Averaged 19.9 yards per return on 101 kickoff returns with one score.

- » Played in 62 games with 35 starts over four years with the Cardinals, while posting 182 receptions for 2,123 receiving yards and 11 touchdowns.
- » Saw action in 25 games over two seasons in Washington. Caught 47 passes for 588 yards (12.5 yards per catch) with two touchdowns. Also averaged 7.4 yards per punt return and 25.4 kickoff return.

**COLLEGE**

- » Played football and ran track at the Citadel - the Military College of the South - where he recorded 286 receptions for 3,743 yards with 36 touchdowns.
- » Was a member of the the school's Penn Relays winning 4x100-meter relay team. Also competed in the 400 and 200 for the Bulldogs.

**PERSONAL**

- » A native of Columbia, South Carolina, Roberts attended Spring Valley High School, where he was an all-region and all-area selection in football and was an all-state performer on the track.
- » Son of Stephen and Dorothy Roberts.
- » Graduated in three and a half years with a degree in accounting.

**ROBERTS' CAREER STATISTICS**

| YEAR          | GP/GS | RECEIVING     |            |              |             |            |           | RUSHING  |           |            |           |          |
|---------------|-------|---------------|------------|--------------|-------------|------------|-----------|----------|-----------|------------|-----------|----------|
|               |       | REC           | YDS        | AVG          | LG          | TD         | ATT       | YDS      | AVG       | LG         | TD        |          |
| 2010          | ARI   | 15/2          | 24         | 307          | 12.8        | 74t        | 2         | 0        | 0         | 0.0        | 0         | 0        |
| 2011          | ARI   | 16/16         | 51         | 586          | 11.5        | 45         | 2         | 3        | 27        | 9.0        | 12        | 0        |
| 2012          | ARI   | 15/15         | 64         | 759          | 11.9        | 46         | 5         | 4        | 29        | 7.3        | 15        | 0        |
| 2013          | ARI   | 16/2          | 43         | 471          | 11.0        | 34         | 2         | 0        | 0         | 0.0        | 0         | 0        |
| 2014          | WAS   | 16/4          | 36         | 453          | 12.6        | 61         | 2         | 2        | 21        | 10.5       | 19        | 0        |
| 2015          | WAS   | 9/0           | 11         | 135          | 12.3        | 38         | 0         | 0        | 0         | 0.0        | 0         | 0        |
| 2016          | DET   | 16/1          | 14         | 188          | 13.4        | 44         | 1         | 0        | 0         | 0          | 0         | 0        |
| 2017          | ATL   | 6/0           | 1          | 12           | 12.0        | 12         | 0         | 0        | 0         | 0          | 0         | 0        |
| <b>TOTALS</b> |       | <b>110/40</b> | <b>244</b> | <b>2,911</b> | <b>11.9</b> | <b>74t</b> | <b>14</b> | <b>9</b> | <b>77</b> | <b>8.6</b> | <b>19</b> | <b>0</b> |

**ROBERTS' RETURN STATISTICS**

| YEAR          | NO  | PUNT RETURNS |           |            |            |            |          | KICKOFF RETURNS |              |             |            |          |
|---------------|-----|--------------|-----------|------------|------------|------------|----------|-----------------|--------------|-------------|------------|----------|
|               |     | FC           | YDS       | AVG        | LG         | TD         | NO       | YDS             | AVG          | LG          | TD         |          |
| 2010          | ARI | 35           | 8         | 263        | 7.5        | 25         | 0        | 14              | 326          | 23.3        | 47         | 0        |
| 2011          | ARI | 2            | 0         | -3         | -1.5       | -1         | 0        | 2               | 33           | 16.5        | 21         | 0        |
| 2012          | ARI | 3            | 0         | 15         | 5.0        | 10         | 0        | 0               | 0            | -           | -          | 0        |
| 2013          | ARI | 0            | 1         | 0          | 0.0        | 0          | 0        | 5               | 57           | 11.4        | 19         | 0        |
| 2014          | WAS | 28           | 25        | 208        | 7.4        | 37         | 0        | 30              | 710          | 23.7        | 45         | 0        |
| 2015          | WAS | 0            | 0         | 0          | -          | -          | 0        | 7               | 231          | 33.0        | 99t        | 1        |
| 2016          | DET | 20           | 16        | 246        | 12.3       | 85t        | 2        | 33              | 747          | 22.6        | 42         | 0        |
| 2017          | ATL | 10           | 6         | 86         | 8.6        | 27         | 0        | 17              | 339          | 19.9        | 61         | 0        |
| <b>TOTALS</b> |     | <b>98</b>    | <b>55</b> | <b>815</b> | <b>8.3</b> | <b>85t</b> | <b>2</b> | <b>103</b>      | <b>2,386</b> | <b>23.2</b> | <b>99t</b> | <b>1</b> |

# 2

## MATT RYAN

QUARTERBACK  
BOSTON COLLEGE  
(10TH YEAR WITH FALCONS)



HEIGHT: **6'4"** | WEIGHT: **217** | BIRTHDATE: **5/17/85** | NFL EXP: **10 YRS** | ACQUIRED: **D1a-'08**

### TRANSACTIONS

- » Selected as a first round (3rd pick overall) draft choice by Atlanta in 2008.
- » Signed a five-year contract extension on July 25, 2013.

### 2017 (FALCONS)

- » Has completed 65.9 percent of his passes (153-of-232) for 1,844 yards with nine touchdowns and a 92.3 QB rating in seven games this season.
- » Connected with TE Austin Hooper for an 88-yard touchdown, the longest by a tight end in a Week 1 game in NFL history at Chicago.

### 2016 (FALCONS)

- » Named NFL MVP and Offensive Player of the Year by the Associated Press after completing 69.9 percent of his passes for 4,944 yards with 38 touchdowns and a 117.1 passer rating. Posted a QB rating above 100 in 12 of 16 games in 2016, tying Tom Brady and Steve Young for the second most such games in a single season.
- » Earned his fourth career Pro Bowl nod and his first AP All Pro selection.
- » Set franchise records for passing yards (4,944), touchdowns (38), passer rating (117.1), completion percentage (69.9), and 25+ yard passes (42).
- » Ryan's 117.1 passer rating was the fifth highest in a single season in NFL history.
- » Led the league with 9.3 yards per attempt, the highest mark since Kurt Warner in 2000 and the best average of any quarterback attempting 500 passes.
- » Set an NFL record by completing touchdown passes to 13 different receivers in 2016.
- » Completed 17-of-23 passes for 284 yards and threw a pair of touchdowns in Super Bowl LI against New England. His 144.1 passer rating was the fourth-highest in Super Bowl history.

| 2017 GAME-BY-GAME STATISTICS |       |         |       |        |      |     |     |    |       |       |     |     |     |
|------------------------------|-------|---------|-------|--------|------|-----|-----|----|-------|-------|-----|-----|-----|
| DATE                         | OPP   | PASSING |       |        |      |     |     |    |       | RUSH  |     |     |     |
|                              |       | ATT     | COM   | YDS    | PCT  | TD  | INT | LG | SK    | RTG   | ATT | YD  | STD |
| 9/11                         | @ CHI | 30      | 21    | 321    | 70.0 | 1   | 0   | 88 | 2/13  | 116.1 | 3   | 11  | 0   |
| 9/18                         | GB    | 28      | 19    | 252    | 68.0 | 1   | 0   | 34 | 3/29  | 108.0 | 1   | 8   | 0   |
| 9/26                         | @ DET | 35      | 24    | 294    | 68.6 | 2   | 3   | 40 | 2/17  | 77.6  | 1   | -1  | 0   |
| 10/2                         | BUF   | 42      | 24    | 242    | 57.1 | 1   | 2   | 39 | 1/0   | 61.8  | 1   | 8   | 0   |
| 10/9                         | MIA   | 35      | 24    | 248    | 68.6 | 1   | 1   | 40 | 2/9   | 86.4  | 0   | 0   | 0   |
| 10/16                        | @ NE  | 33      | 23    | 233    | 69.7 | 1   | 0   | 22 | 1/10  | 99.7  | 3   | 37  | 0   |
| 10/23                        | @ NYJ | 29      | 18    | 254    | 62.1 | 2   | 0   | 53 | 1/8   | 113.3 | 6   | 17  | 0   |
| 10/30                        | @ CAR | -       | -     | -      | -    | -   | -   | -  | -     | -     | -   | -   | -   |
| 11/3                         | DAL   | -       | -     | -      | -    | -   | -   | -  | -     | -     | -   | -   | -   |
| 11/13                        | @ SEA | -       | -     | -      | -    | -   | -   | -  | -     | -     | -   | -   | -   |
| 11/27                        | TB    | -       | -     | -      | -    | -   | -   | -  | -     | -     | -   | -   | -   |
| 12/4                         | MIN   | -       | -     | -      | -    | -   | -   | -  | -     | -     | -   | -   | -   |
| 12/11                        | NO    | -       | -     | -      | -    | -   | -   | -  | -     | -     | -   | -   | -   |
| 12/18                        | @ TB  | -       | -     | -      | -    | -   | -   | -  | -     | -     | -   | -   | -   |
| 12/24                        | @ NO  | -       | -     | -      | -    | -   | -   | -  | -     | -     | -   | -   | -   |
| 1/1                          | CAR   | -       | -     | -      | -    | -   | -   | -  | -     | -     | -   | -   | -   |
| TOTALS                       |       | 232     | 153   | 1,844  | 65.9 | 9   | 6   | 88 | 12/86 | 92.3  | 15  | 80  | 0   |
| CAREER                       |       | 5,296   | 3,441 | 39,545 | 65.0 | 249 | 120 | 90 | 267   | 93.6  | 334 | 960 | 5   |

- » Led the Falcons to their second NFC title after throwing for 392 yards and four touchdowns in the conference championship game. Ryan completed 71.1 percent of his passes and finished the game with a 139.4 passer rating. He also scrambled for a 14-yard touchdown, his first TD run since 2012.
- » Opened the playoffs with a masterful performance against Seattle. Completed 26-of-37 passes for 338 yards with three touchdowns and a 125.7 passer rating to help Atlanta advance to the NFC Championship game.
- » Named NFC Player of the Month for the third time in his career, taking the award for the month of September.

### CAREER

- » In 10 seasons, has completed 3,441 of 5,296 (65.0 percent) for 39,545 yards and 249 touchdowns while posting a 93.6 passer rating.
- » Owns franchise records for career passing yards (39,545), career pass attempts (5,296), career completions (3,441), career touchdowns (249), career passer rating (93.6), career completion percentage (65.0), and career 300-yard games (43).

- » Has led the Falcons to a 54-10 record when he records a passer rating of 100-or-better.
- » Has led the Falcons to a 26-5 record when he throws three-or-more touchdowns.
- » Has set single-season franchise marks for passing yards (4,944), pass attempts (651), completions (439), completion percentage (69.9), touchdown passes (38), and 300-yard games (7). Also owns the club records for consecutive passes without an interception (272) and consecutive completions (22).
- » Completed 407-of-614 pass attempts (66.3 percent) for 4,591 yards with 21 touchdowns, 16 interceptions, and an 89.0 quarterback rating in 2015. Became one of four passers to throw for 4,000 yards in each of the last five seasons. Also eclipsed 200 career touchdown passes.
- » Became the fifth fastest QB to pass for 30,000 yards, accomplishing the feat in his 117th game - Kurt Warner (114 games), Dan Marino (114 games), Peyton Manning (115 games), and Aaron Rodgers (116 games).
- » In 2014, set single game records for passer rating (155.9), completion percentage (87.5), and passing yards (448).
- » Completed 415 of 628 passes (66.1 percent) for 4,694 yards and 28 touchdowns, while posting 93.9 passer rating in 2014. Posted his fifth straight season throwing for 4,000 yards - only QB in franchise history to do so.
- » Broke former Falcons QB Steve Bartkowski's franchise record for career passing touchdowns (181) in 2014.
- » Completed 439 of 651 pass attempts (67.4 percent) for 4,515 yards with 26 touchdowns, 17 interceptions and an 89.6 quarterback rating. Became the first quarterback in club history to throw for 4,000 yards in three straight seasons in 2013.
- » Continued to rewrite the Falcons record books in his sixth NFL season (2013), topping his own franchise records for attempts (651) and completions (439) while breaking QB Steve Bartkowski's record for career passing yards with 23,472.
- » Broke QB Steve Bartkowski's franchise record for career completions with his 1,872nd career completion on a 32-yard pass to WR Harry Douglas at Carolina (11/3/13). Bartkowski completed 1,871 passes in 11 seasons with the Falcons while Ryan completed 2,093 passes in his first six NFL seasons.
- » Earned his second career Pro Bowl nod in 2012 after completing 422 of 615 pass attempts with an NFL-best 68.6 completion percentage for 4,719 yards with 32 touchdowns and a 99.1 passer rating.
- » Ryan earned his 50th career win in his 69th career start, with a 30-17 victory over the Eagles in Week 8 (10/28/12). He tied QB Ben Roethlisberger as the second fastest active quarterback to reach the 50 win milestone. QB Tom Brady is the only active quarterback to reach 50 wins in fewer games (65).
- » Led the Falcons to a 13-3 regular season record and a trip to the NFC Championship Game in 2012. Picked up his first career playoff win, topping Seattle in the NFC Divisional round.
- » His 68.6 completion percentage led the NFL in 2012 and was the 13th best single-season performance by any NFL quarterback attempting at least 300 passes.
- » Joined NFC South rival QB Drew Brees as the only quarterbacks in NFL history to attempt 600+ passes and complete 68+ percent of those passes in a single season in 2012.
- » Broke QB Steve Bartkowski's franchise record of 197 consecutive pass attempts without an interception by tossing 272 attempts without an INT before being picked off at San Diego (9/23/12).
- » Set a franchise record by completing 22 consecutive pass attempts, including his first 12 at Detroit (12/22/12), which was tied for the third longest in NFL history.
- » Completed 30 of 42 pass attempts for a Falcons' playoff record 396 yards with three touchdowns and a 114.8 passer rating in the NFC Championship Game vs. San Francisco (1/20).
- » Broke QB Steve Bartkowski franchise record of 23,470 career passing yards in 2013.
- » His 56 wins in his first five seasons were the most by any starting quarterback in his first five seasons in NFL history.
- » Completed 347 of 566 pass attempts (61.3 percent) for 4,177 yards with 29 touchdown passes, 12 interceptions and a 92.2 passer rating in 2011.
- » Joined QB Dan Marino and QB Joe Flacco as one of three quarterbacks since 1950 to post 40-or-more wins in their first four seasons after leading the Falcons to an 11-5 record in 2011.
- » Earned his first Pro Bowl selection in 2010. In 16 starts, set franchise records with 357 completions on 571 pass attempts. Threw for career-highs with 3,705 yards and 28 touchdowns with a career-low nine interceptions and a 91.0 passer rating.

- » With a 31-10 win over the Carolina Panthers in the season finale in 2010, Ryan tied Hall of Fame QB Dan Marino for the most wins by a quarterback in his first three seasons since the 1970 AFL-NFL merger with 33. In three seasons, Ryan posted a 33-13 record.
- » Earned NFC Offensive Player of the Month honors in November (2010) after completing 106 of 153 pass attempts (69.3 percent) for 1,001 yards, seven touchdowns and zero interceptions in leading the Falcons to a 4-0 record in the month.
- » Named Associated Press NFL Offensive Rookie of the Year and Sporting News Rookie of the Year after completing 265 of 434 passes for 3,440 yards, 16 touchdowns and 11 interceptions for an 87.7 passer rating in his first season.
- » His 3,440 passing yards in 2008 ranked sixth in a single season in team history as he became one of two rookie quarterbacks in NFL history to amass over 3,000 passing yards in his first season (Peyton Manning).
- » Became the first rookie quarterback in club history to win 11 games and, along with Baltimore Ravens quarterback Joe Flacco, was the first rookie quarterback to start all 16 games and lead their teams to the playoffs.
- » Tied with Flacco by posting the best regular season record (since the 1970 merger) by a rookie quarterback who started all 16 games (11-5).
- » Became the first player in franchise history to earn NFC Rookie of the Month accolades (October of 2008) while earning conference offensive player of the week honors (9) and Diet Pepsi Rookie of the Week twice (Weeks 6 and 15).

## **COLLEGE**

- » Following a stellar career at Boston College, emerged as a Heisman Trophy candidate while earning ACC Player of the Year honors as a senior.
- » Ranked eighth in the nation in total offense and established school records for 400-yard passing performances in both a career and a season while tallying 4,507 yards in 2007. His five 400-yard performances in a career broke the school record set by Doug Flutie and his four games with over 400 yards in 2007 also set a Boston College season record.
- » Completed 807 of 1,347 passes for 9,313 yards and 56 touchdowns in his Eagle career.
- » His 807 completions and 1,347 attempts established school career-records while his completion percentage of 59.9 ranked third in school annals.
- » His 9,313 passing yards placed him third on the Boston College all-time record list behind Doug Flutie and Glenn Foley.
- » With his 388 pass completions in 2007, Ryan joined Philip Rivers of North Carolina State and Ben Bennett of Duke as the only quarterbacks in ACC history to complete 300 passes in a season.
- » Ryan's 31 touchdown passes in 2007 broke the old school season-record of 27 by Doug Flutie in 1984.
- » His career-high 435 yards against Georgia Tech in 2007 rank sixth on the school's game-record passing list.
- » With five touchdown passes against Wake Forest in 2007, Ryan finished one shy of tying the school record of six, held by Flutie.
- » Of the Division I-A quarterbacks in the draft who started 24 or more games, Ryan won 76.5 percent of his 34 starts.

## **PERSONAL**

- » Attended William Penn Charter School in Philadelphia, Pa. and earned All-East honors from Tom Lemming's Prep Football Report.
- » Captured All-Southeastern Pennsylvania accolades as a senior quarterback in addition to receiving All-City first-team honors in 2002 and second-team recognition in 2001.
- » Threw for more than 1,300 yards with 15 touchdowns and just two interceptions as a senior.
- » Captained the school's basketball and baseball teams.
- » 2004 recipient of Boston College's Mall Scholar-Athlete Award.
- » Son of Michael and Bernice Ryan and has three siblings.
- » Holds the annual Matt Ryan Celebrity - Am Classic to benefit Children's Healthcare of Atlanta at TPC Sugarloaf.
- » Hosts the annual Matt Ryan Football camp at Centennial High School, providing area youth the opportunity to learn football fundamentals from some of Ryan's teammates as well as area youth coaches.

» Participated as a celebrity waiter for the 4th annual Huddle Up for Miracles hosted by Head Coach Mike Smith at 103 West in Atlanta to benefit Children's Miracle Network.

» Participated in the Extra Yard partnership program the past (3) seasons and has purchased (40) season tickets and t-shirts for the Metro Atlanta Boys & Girls Club.

### RYAN'S CAREER STATISTICS

| YEAR          | GP/GS          | ATT          | COMP         | PCT         | YDS           | YDS/ATT    | TD         | INT        | LG         | SK         | LOST         | RTG         |
|---------------|----------------|--------------|--------------|-------------|---------------|------------|------------|------------|------------|------------|--------------|-------------|
| 2008          | ATL 16/16      | 434          | 265          | 61.1        | 3,440         | 7.7        | 16         | 11         | 70t        | 17         | 104          | 87.7        |
| 2009          | ATL 14/14      | 451          | 263          | 58.3        | 2,916         | 6.5        | 22         | 14         | 90t        | 19         | 92           | 80.9        |
| 2010          | ATL 16/16      | 571          | 357          | 62.5        | 3,705         | 6.4        | 28         | 9          | 46         | 23         | 158          | 91.0        |
| 2011          | ATL 16/16      | 566          | 347          | 61.3        | 4,177         | 7.4        | 29         | 12         | 80         | 26         | 173          | 92.2        |
| 2012          | ATL 16/16      | 615          | 422          | 68.6        | 4,719         | 7.7        | 32         | 14         | 80t        | 28         | 185          | 99.1        |
| 2013          | ATL 16/16      | 651          | 439          | 67.4        | 4,515         | 6.9        | 26         | 17         | 81t        | 44         | 298          | 89.6        |
| 2014          | ATL 16/16      | 628          | 415          | 66.1        | 4,694         | 7.5        | 28         | 14         | 79         | 31         | 205          | 93.9        |
| 2015          | ATL 16/16      | 614          | 407          | 66.3        | 4,591         | 7.5        | 21         | 16         | 70t        | 30         | 218          | 89.0        |
| 2016          | ATL 16/16      | 534          | 373          | 69.9        | 4,944         | 9.3        | 38         | 7          | 76t        | 37         | 235          | 117.1       |
| 2017          | ATL 7/7        | 232          | 153          | 65.9        | 1,844         | 7.9        | 9          | 6          | 88t        | 12         | 86           | 82.3        |
| <b>TOTALS</b> | <b>149/149</b> | <b>5,296</b> | <b>3,444</b> | <b>65.0</b> | <b>39,545</b> | <b>7.5</b> | <b>249</b> | <b>120</b> | <b>90t</b> | <b>267</b> | <b>1,767</b> | <b>93.6</b> |

### RYAN'S BEST GAMES

| COMPLETIONS           | ATTEMPTS                | YARDS                  | TOUCHDOWNS           |
|-----------------------|-------------------------|------------------------|----------------------|
| 37, Two times         | 61 @ ARI (10/27/13)     | 503 vs. CAR (10/2/16)  | 4, Seven Times       |
| Last vs. TB (11/1/15) | 54 vs. NE (9/29/13)     | 448 vs. NO (9/7/14)    | Last vs. NO (1/1/17) |
| 36 vs. NYJ (10/7/13)  | 52, Four times          | 421 vs NE (9/29/13)    | 3, 28 Times          |
|                       | Last @ NO (11/11/12)    | 411 @. NO (11/11/12)   | Last @ LA (12/11/16) |
| LONG                  | PASSER RATING           | COMPLETION PERCENTAGE  |                      |
| 90t @ SF (10/11/09)   | 155.9 vs. TB (9/18/14)  | 87.5 vs. TB (9/18/14)  |                      |
| 88t @ CHI (9/10/17)   | 148.4 vs. TB (10/20/13) | 85.7 vs. GB (11/28/10) |                      |
| 81t vs. STL (9/15/13) | 146.3 vs TB (1/1/12)    | 82.2 vsTB (11/1/15)    |                      |
| 80t, Two times        | 144.7 @ TB (11/3/16)    |                        |                      |
| Last @ TB (11/25/12)  |                         |                        |                      |

### RYAN'S POSTSEASON STATISTICS

| YEAR          | GP/GS      | ATT        | COMP       | PCT         | YDS          | YDS/ATT    | TD        | INT      | LG         | SK        | LOST       | RTG          |
|---------------|------------|------------|------------|-------------|--------------|------------|-----------|----------|------------|-----------|------------|--------------|
| 2008          | ATL 1/1    | 40         | 26         | 65.0        | 199          | 5.0        | 2         | 2        | 28         | 3         | 9          | 72.8         |
| 2010          | ATL 1/1    | 29         | 20         | 69.0        | 186          | 6.4        | 1         | 2        | 22         | 5         | 37         | 69.0         |
| 2011          | ATL 1/1    | 41         | 24         | 58.5        | 199          | 4.9        | 0         | 0        | 21         | 2         | 16         | 71.1         |
| 2012          | ATL 2/2    | 77         | 54         | 70.1        | 646          | 8.4        | 6         | 3        | 47         | 1         | 0          | 105.2        |
| 2016          | ATL 3/3    | 98         | 70         | 71.4        | 1,014        | 10.3       | 9         | 0        | 73t        | 8         | 59         | 135.3        |
| <b>TOTALS</b> | <b>8/8</b> | <b>285</b> | <b>194</b> | <b>68.1</b> | <b>2,244</b> | <b>7.9</b> | <b>18</b> | <b>7</b> | <b>73t</b> | <b>19</b> | <b>121</b> | <b>102.4</b> |

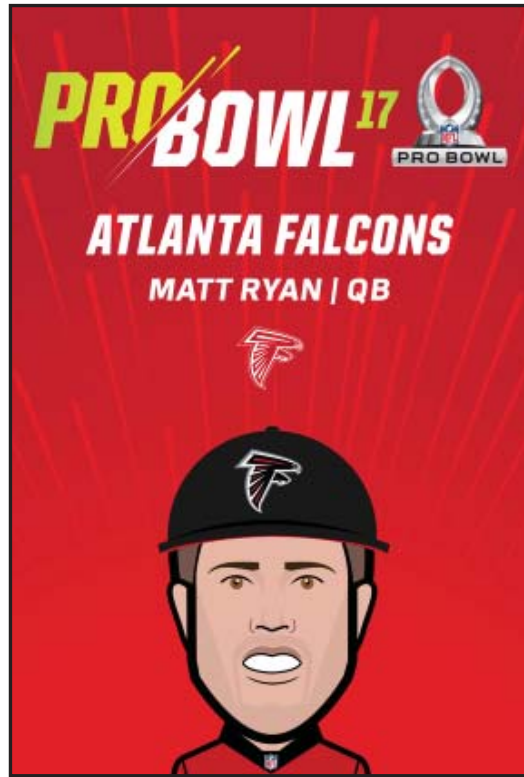


| 2016 GAME-BY-GAME STATISTICS |       |             |             |              |             |            |            |            |               |              |            |            |          |
|------------------------------|-------|-------------|-------------|--------------|-------------|------------|------------|------------|---------------|--------------|------------|------------|----------|
| DATE                         | OPP   | PASSING     |             |              |             |            |            |            |               |              | RUSH       |            |          |
|                              |       | ATT         | COM         | YDS          | PCT         | TD         | INT        | LG         | SK            | RTG          | ATT        | YDSTD      |          |
| 9/11                         | TB    | 39          | 27          | 334          | 69.2        | 2          | 0          | 59         | 3/12          | 112.6        | 3          | 10         | 0        |
| 9/18                         | @ OAK | 34          | 26          | 396          | 76.5        | 3          | 1          | 48         | 1/7           | 131.5        | 0          | 0          | 0        |
| 9/26                         | @ NO  | 30          | 20          | 240          | 66.7        | 2          | 0          | 34         | 2/15          | 113.2        | 5          | 23         | 0        |
| 10/2                         | CAR   | 37          | 28          | 503          | 75.7        | 4          | 1          | 75t        | 3/22          | 142.0        | 4          | 14         | 0        |
| 10/9                         | @ DEN | 28          | 15          | 267          | 53.6        | 1          | 0          | 49         | 2/17          | 98.4         | 3          | 3          | 0        |
| 10/16                        | @ SEA | 42          | 27          | 335          | 64.3        | 3          | 1          | 46t        | 4/25          | 102.8        | 1          | 2          | 0        |
| 10/23                        | SD    | 34          | 22          | 273          | 64.7        | 1          | 1          | 49         | 3/17          | 87.0         | 3          | 8          | 0        |
| 10/30                        | GB    | 35          | 28          | 288          | 80.0        | 3          | 0          | 47t        | 2/11          | 129.5        | 2          | 9          | 0        |
| 11/3                         | @ TB  | 34          | 24          | 344          | 73.5        | 4          | 0          | 32t        | 2/19          | 144.7        | 2          | 0          | 0        |
| 11/13                        | @ PHI | 33          | 18          | 267          | 54.5        | 1          | 1          | 76t        | 2/12          | 78.7         | 0          | 0          | 0        |
| 11/27                        | ARI   | 34          | 26          | 269          | 76.5        | 2          | 1          | 35t        | 3/25          | 106.1        | 4          | 15         | 0        |
| 12/4                         | KC    | 34          | 22          | 297          | 64.7        | 1          | 1          | 42         | 2/7           | 90.0         | 2          | 23         | 0        |
| 12/11                        | @ LA  | 28          | 18          | 237          | 64.3        | 3          | 0          | 64t        | 2/17          | 126.6        | 0          | 0          | 0        |
| 12/18                        | SF    | 23          | 17          | 286          | 74.0        | 2          | 0          | 59         | 1/0           | 144.5        | 1          | -1         | 0        |
| 12/24                        | @ CAR | 33          | 27          | 277          | 81.8        | 2          | 0          | 31         | 4/21          | 121.8        | 2          | 9          | 0        |
| 1/1                          | NO    | 36          | 27          | 331          | 75.0        | 4          | 0          | 35         | 1/8           | 139.9        | 2          | 2          | 0        |
| <b>TOTALS</b>                |       | <b>534</b>  | <b>373</b>  | <b>4944</b>  | <b>69.9</b> | <b>38</b>  | <b>7</b>   | <b>76t</b> | <b>37/235</b> | <b>117.1</b> | <b>33</b>  | <b>115</b> | <b>0</b> |
| <b>CAREER</b>                |       | <b>5064</b> | <b>3288</b> | <b>37701</b> | <b>64.9</b> | <b>240</b> | <b>114</b> | <b>90t</b> | <b>255</b>    | <b>93.6</b>  | <b>319</b> | <b>880</b> | <b>5</b> |

| 2016 POSTSEASON STATISTICS |     |           |           |             |             |          |          |            |          |              |          |           |          |
|----------------------------|-----|-----------|-----------|-------------|-------------|----------|----------|------------|----------|--------------|----------|-----------|----------|
| DATE                       | OPP | PASSING   |           |             |             |          |          |            |          |              | RUSH     |           |          |
|                            |     | ATT       | COM       | YDS         | PCT         | TD       | INT      | LG         | SK       | RTG          | ATT      | YDSTD     |          |
| 1/14                       | SEA | 37        | 26        | 338         | 70.3        | 3        | 0        | 53         | 3        | 125.7        | 3        | -3        | 0        |
| 1/22                       | GB  | 38        | 27        | 392         | 71.1        | 4        | 0        | 73t        | 0        | 139.4        | 3        | 23        | 1        |
| 2/5                        | NE  | 23        | 17        | 284         | 73.9        | 2        | 0        | 39         | 5        | 144.1        | 0        | 0         | 0        |
| <b>TOTALS</b>              |     | <b>98</b> | <b>70</b> | <b>1014</b> | <b>71.4</b> | <b>9</b> | <b>0</b> | <b>73t</b> | <b>8</b> | <b>135.3</b> | <b>6</b> | <b>20</b> | <b>1</b> |

| 2012 POSTSEASON STATISTICS |     |           |           |            |             |          |          |           |          |              |          |          |          |
|----------------------------|-----|-----------|-----------|------------|-------------|----------|----------|-----------|----------|--------------|----------|----------|----------|
| DATE                       | OPP | PASSING   |           |            |             |          |          |           |          |              | RUSH     |          |          |
|                            |     | ATT       | COM       | YDS        | PCT         | TD       | INT      | LG        | SK       | RTG          | ATT      | YDSTD    |          |
| 1/13                       | SEA | 35        | 24        | 250        | 68.6        | 3        | 2        | 47        | 0        | 93.8         | 1        | 6        | 0        |
| 1/20                       | SF  | 42        | 30        | 396        | 71.4        | 3        | 1        | 46        | 1        | 114.8        | 2        | 3        | 0        |
| <b>TOTALS</b>              |     | <b>77</b> | <b>54</b> | <b>646</b> | <b>70.1</b> | <b>6</b> | <b>3</b> | <b>47</b> | <b>1</b> | <b>105.2</b> | <b>3</b> | <b>9</b> | <b>0</b> |

| 2010 POSTSEASON STATISTICS |     |           |           |            |             |          |          |           |          |             |          |          |          |
|----------------------------|-----|-----------|-----------|------------|-------------|----------|----------|-----------|----------|-------------|----------|----------|----------|
| DATE                       | OPP | PASSING   |           |            |             |          |          |           |          |             | RUSH     |          |          |
|                            |     | ATT       | COM       | YDS        | PCT         | TD       | INT      | LG        | SK       | RTG         | ATT      | YDSTD    |          |
| 1/15                       | GB  | 29        | 20        | 186        | 69.0        | 1        | 2        | 22        | 5        | 69.0        | 1        | 0        | 0        |
| <b>TOTALS</b>              |     | <b>29</b> | <b>20</b> | <b>186</b> | <b>69.0</b> | <b>1</b> | <b>2</b> | <b>22</b> | <b>5</b> | <b>69.0</b> | <b>1</b> | <b>0</b> | <b>0</b> |



| 2011 POSTSEASON STATISTICS |       |           |           |            |             |          |          |           |          |             |          |          |          |
|----------------------------|-------|-----------|-----------|------------|-------------|----------|----------|-----------|----------|-------------|----------|----------|----------|
| DATE                       | OPP   | PASSING   |           |            |             |          |          |           |          |             | RUSH     |          |          |
|                            |       | ATT       | COM       | YDS        | PCT         | TD       | INT      | LG        | SK       | RTG         | ATT      | YDSTD    |          |
| 1/8                        | @ NYG | 41        | 24        | 199        | 58.5        | 0        | 0        | 21        | 2        | 71.1        | 3        | 3        | 0        |
| <b>TOTALS</b>              |       | <b>41</b> | <b>24</b> | <b>199</b> | <b>58.5</b> | <b>0</b> | <b>0</b> | <b>21</b> | <b>2</b> | <b>71.1</b> | <b>3</b> | <b>3</b> | <b>0</b> |

| 2008 POSTSEASON STATISTICS |       |           |           |            |             |          |          |           |          |             |          |          |          |
|----------------------------|-------|-----------|-----------|------------|-------------|----------|----------|-----------|----------|-------------|----------|----------|----------|
| DATE                       | OPP   | PASSING   |           |            |             |          |          |           |          |             | RUSH     |          |          |
|                            |       | ATT       | COM       | YDS        | PCT         | TD       | INT      | LG        | SK       | RTG         | ATT      | YDSTD    |          |
| 1/3                        | @ ARZ | 40        | 26        | 199        | 65.0        | 2        | 2        | 28        | 3        | 72.8        | 4        | 6        | 0        |
| <b>TOTALS</b>              |       | <b>40</b> | <b>26</b> | <b>199</b> | <b>65.0</b> | <b>2</b> | <b>2</b> | <b>28</b> | <b>3</b> | <b>72.8</b> | <b>4</b> | <b>6</b> | <b>0</b> |

| 2015 GAME-BY-GAME STATISTICS |     |             |             |              |             |            |            |            |            |             |            |            |          |
|------------------------------|-----|-------------|-------------|--------------|-------------|------------|------------|------------|------------|-------------|------------|------------|----------|
|                              |     | PASSING     |             |              |             |            |            |            |            | RUSH        |            |            |          |
| DATE                         | OPP | ATT         | COM         | YDS          | PCT         | TD         | INT        | LG         | SK         | RTG         | ATT        | YDSTD      |          |
| 9/14                         | PHI | 34          | 23          | 298          | 67.6        | 2          | 2          | 44         | 1/8        | 90.1        | 5          | 7          | 0        |
| 9/20 @                       | NYG | 46          | 30          | 363          | 65.2        | 1          | 0          | 41         | 2/17       | 96.6        | 1          | -1         | 0        |
| 9/27 @                       | DAL | 36          | 24          | 285          | 66.7        | 2          | 0          | 45         | 1/5        | 109.1       | 2          | 17         | 0        |
| 10/4                         | HOU | 27          | 19          | 256          | 70.4        | 1          | 0          | 55         | 2/13       | 112.6       | 1          | -1         | 0        |
| 10/11                        | WAS | 42          | 24          | 254          | 57.1        | 0          | 2          | 25         | 3/12       | 55.1        | 3          | 20         | 0        |
| 10/15 @                      | NO  | 44          | 30          | 295          | 68.2        | 2          | 0          | 30         | 5/32       | 102.0       | 4          | 10         | 0        |
| 10/25 @                      | TEN | 38          | 22          | 251          | 58.0        | 1          | 2          | 24         | 0/0        | 64.7        | 2          | -3         | 0        |
| 11/1                         | TB  | 45          | 37          | 397          | 82.2        | 2          | 1          | 35         | 1/2        | 109.0       | 3          | 2          | 0        |
| 11/8 @                       | SF  | 45          | 30          | 303          | 66.7        | 1          | 0          | 54         | 2/18       | 93.1        | 1          | 2          | 0        |
| 11/22                        | IND | 46          | 25          | 280          | 54.3        | 3          | 3          | 36         | 1/5        | 67.3        | 2          | 7          | 0        |
| 11/29                        | MIN | 31          | 22          | 230          | 70.9        | 1          | 2          | 22         | 2/20       | 76.0        | 1          | -1         | 0        |
| 12/6 @                       | TB  | 45          | 30          | 269          | 66.7        | 1          | 1          | 25         | 3/14       | 80.7        | 1          | 4          | 0        |
| 12/13 @                      | CAR | 34          | 22          | 224          | 64.7        | 0          | 1          | 46         | 3/42       | 71.2        | 1          | -1         | 0        |
| 12/20 @                      | JAX | 35          | 22          | 246          | 62.9        | 1          | 1          | 23         | 1/1        | 81.4        | 3          | 0          | 0        |
| 12/27                        | CAR | 30          | 20          | 306          | 76.7        | 1          | 0          | 70         | 2/29       | 119.6       | 6          | 1          | 0        |
| 1/3                          | NO  | 36          | 24          | 334          | 66.7        | 2          | 1          | 42         | 1/7        | 103.2       | 0          | 0          | 0        |
| <b>TOTALS</b>                |     | <b>578</b>  | <b>383</b>  | <b>4257</b>  | <b>66.3</b> | <b>19</b>  | <b>15</b>  | <b>55</b>  | <b>29</b>  | <b>88.1</b> | <b>36</b>  | <b>63</b>  | <b>0</b> |
| <b>CAREER</b>                |     | <b>4530</b> | <b>2915</b> | <b>32757</b> | <b>64.3</b> | <b>202</b> | <b>107</b> | <b>90T</b> | <b>218</b> | <b>90.9</b> | <b>284</b> | <b>763</b> | <b>5</b> |

| 2014 GAME-BY-GAME STATISTICS |     |              |              |               |             |            |           |            |            |             |            |            |          |
|------------------------------|-----|--------------|--------------|---------------|-------------|------------|-----------|------------|------------|-------------|------------|------------|----------|
|                              |     | PASSING      |              |               |             |            |           |            |            | RUSH        |            |            |          |
| DATE                         | OPP | ATT          | COM          | YDS           | PCT         | TD         | INT       | LG         | SK         | RTG         | ATT        | YDSTD      |          |
| 9/7 @                        | NO  | 43           | 31           | 448           | 72.3        | 0          | 54        | 1          | 128.8      | 3           | 15         | 0          |          |
| 9/14 @                       | CIN | 44           | 24           | 231           | 54.5        | 1          | 3         | 24         | 2          | 48.6        | 3          | 28         | 0        |
| 9/18                         | TB  | 24           | 21           | 286           | 87.5        | 3          | 0         | 40         | 1          | 155.9       | 0          | 0          | 0        |
| 9/28 @                       | MIN | 41           | 25           | 298           | 60.9        | 3          | 2         | 36         | 1          | 87.2        | 2          | 2          | 0        |
| 10/5 @                       | NYG | 45           | 29           | 316           | 64.4        | 1          | 1         | 74         | 1          | 83.2        | 0          | 0          | 0        |
| 10/12                        | CHI | 37           | 19           | 271           | 51.3        | 1          | 1         | 41         | 4          | 73.1        | 1          | -1         | 0        |
| 10/19 @                      | BAL | 44           | 29           | 228           | 65.9        | 1          | 0         | 24         | 5          | 42          | 1          | 7          | 0        |
| 10/26                        | DET | 27           | 20           | 228           | 74.0        | 2          | 1         | 24         | 2          | 108.3       | 1          | 6          | 0        |
| 11/9 @                       | TB  | 31           | 20           | 219           | 64.5        | 1          | 0         | 39         | 1          | 96.0        | 3          | 9          | 0        |
| 11/16 @                      | CAR | 45           | 31           | 268           | 68.9        | 1          | 0         | 20         | 2          | 91.7        | 1          | 4          | 0        |
| 11/23                        | CLE | 43           | 27           | 273           | 62.8        | 2          | 1         | 32         | 3          | 86.7        | 2          | 6          | 0        |
| 11/30                        | ARI | 41           | 30           | 361           | 73.2        | 2          | 1         | 41         | 1          | 105.8       | 3          | 4          | 0        |
| 12/8 @                       | GB  | 39           | 24           | 375           | 61.5        | 4          | 1         | 79         | 1          | 116.9       | 2          | 23         | 0        |
| 12/14                        | PIT | 37           | 26           | 310           | 70.3        | 2          | 1         | 46         | 0          | 102.3       | 3          | 27         | 0        |
| 12/21 @                      | NO  | 40           | 30           | 322           | 75.0        | 1          | 0         | 36         | 0          | 106.5       | 2          | 7          | 0        |
| 12/28                        | CAR | 47           | 29           | 260           | 61.7        | 0          | 2         | 20         | 6          | 58.8        | 1          | 6          | 0        |
| <b>TOTALS</b>                |     | <b>628</b>   | <b>415</b>   | <b>4,694</b>  | <b>66.1</b> | <b>28</b>  | <b>14</b> | <b>79</b>  | <b>31</b>  | <b>93.9</b> | <b>29</b>  | <b>145</b> | <b>0</b> |
| <b>CAREER</b>                |     | <b>3,916</b> | <b>2,508</b> | <b>28,166</b> | <b>64.0</b> | <b>181</b> | <b>91</b> | <b>90T</b> | <b>188</b> | <b>90.5</b> | <b>247</b> | <b>700</b> | <b>5</b> |

| 2013 GAME-BY-GAME STATISTICS |     |              |              |               |             |            |           |            |            |             |            |            |          |
|------------------------------|-----|--------------|--------------|---------------|-------------|------------|-----------|------------|------------|-------------|------------|------------|----------|
|                              |     | PASSING      |              |               |             |            |           |            |            | RUSH        |            |            |          |
| DATE                         | OPP | ATT          | COM          | YDS           | PCT         | TD         | INT       | LG         | SK         | RTG         | ATT        | YDSTD      |          |
| 9/8 @                        | NO  | 38           | 25           | 304           | 65.8        | 2          | 1         | 50         | 3          | 96.8        | 1          | 12         | 0        |
| 9/15                         | STL | 43           | 33           | 374           | 76.7        | 2          | 0         | 81         | 2          | 117.8       | 0          | 0          | 0        |
| 9/22 @                       | MIA | 38           | 23           | 231           | 60.5        | 2          | 1         | 34         | 0          | 84.4        | 0          | 0          | 0        |
| 9/29                         | NE  | 54           | 34           | 421           | 62.9        | 2          | 1         | 49         | 2          | 91.7        | 0          | 0          | 0        |
| 10/7                         | NYJ | 45           | 36           | 319           | 80.0        | 2          | 0         | 46         | 2          | 111.0       | 0          | 0          | 0        |
| 10/20                        | TB  | 26           | 20           | 273           | 76.9        | 3          | 0         | 54         | 0          | 148.4       | 3          | -12        | 0        |
| 10/27 @                      | ARZ | 34           | 61           | 301           | 55.7        | 1          | 4         | 25         | 4          | 47.2        | 1          | 13         | 0        |
| 11/3 @                       | CAR | 27           | 20           | 219           | 74.1        | 1          | 3         | 41         | 1          | 70.4        | 2          | 1          | 0        |
| 11/10                        | SEA | 36           | 23           | 172           | 63.8        | 1          | 0         | 31         | 2          | 84.5        | 3          | 15         | 0        |
| 11/17 @                      | TB  | 36           | 19           | 254           | 52.7        | 2          | 2         | 80         | 3          | 70.8        | 2          | 10         | 0        |
| 11/21                        | NO  | 39           | 30           | 292           | 76.9        | 0          | 0         | 22         | 5          | 97.4        | 2          | 10         | 0        |
| 12/1 @                       | BUF | 47           | 28           | 311           | 59.5        | 1          | 0         | 29         | 6          | 86.4        | 2          | 17         | 0        |
| 12/8 @                       | GB  | 35           | 20           | 206           | 57.1        | 2          | 1         | 36         | 1          | 81.4        | 0          | 0          | 0        |
| 12/15                        | WAS | 38           | 29           | 210           | 76.3        | 1          | 1         | 19         | 3          | 86.5        | 1          | -1         | 0        |
| 12/23 @                      | SF  | 48           | 37           | 348           | 77.0        | 2          | 2         | 59         | 1          | 93.1        | 0          | 0          | 0        |
| 12/29                        | CAR | 40           | 28           | 280           | 70.0        | 2          | 1         | 39         | 9          | 95.8        | 2          | -1         | 0        |
| <b>TOTALS</b>                |     | <b>611</b>   | <b>411</b>   | <b>4,325</b>  | <b>67.3</b> | <b>24</b>  | <b>16</b> | <b>81T</b> | <b>35</b>  | <b>89.2</b> | <b>15</b>  | <b>56</b>  | <b>0</b> |
| <b>CAREER</b>                |     | <b>3,248</b> | <b>2,065</b> | <b>23,192</b> | <b>63.6</b> | <b>151</b> | <b>76</b> | <b>90T</b> | <b>148</b> | <b>90.6</b> | <b>217</b> | <b>556</b> | <b>5</b> |

| 2012 GAME-BY-GAME STATISTICS |     |              |              |               |             |            |           |            |            |             |            |            |          |
|------------------------------|-----|--------------|--------------|---------------|-------------|------------|-----------|------------|------------|-------------|------------|------------|----------|
|                              |     | PASSING      |              |               |             |            |           |            |            | RUSH        |            |            |          |
| DATE                         | OPP | ATT          | COM          | YDS           | PCT         | TD         | INT       | LG         | SK         | RTG         | ATT        | YDSTD      |          |
| 9/9 @                        | KC  | 31           | 23           | 299           | 74.1        | 3          | 0         | 31         | 1          | 136.4       | 3          | 25         | 1        |
| 9/17                         | DEN | 36           | 24           | 219           | 66.6        | 2          | 0         | 21         | 1          | 101.5       | 6          | 19         | 0        |
| 9/23 @                       | SD  | 40           | 30           | 275           | 75.0        | 3          | 1         | 29         | 2          | 107.5       | 1          | 4          | 0        |
| 9/30                         | CAR | 40           | 25           | 369           | 62.5        | 3          | 1         | 60         | 7          | 107.2       | 0          | 0          | 0        |
| 10/7 @                       | WAS | 52           | 34           | 345           | 65.4        | 2          | 1         | 29         | 1          | 89.0        | 5          | 7          | 0        |
| 10/14                        | OAK | 37           | 24           | 249           | 64.9        | 1          | 3         | 26         | 1          | 59.4        | 1          | 15         | 0        |
| 10/28 @                      | PHI | 29           | 22           | 262           | 76.9        | 3          | 0         | 63         | 2          | 137.4       | 3          | 18         | 0        |
| 11/4                         | DAL | 34           | 24           | 342           | 70.6        | 0          | 0         | 48         | 3          | 102.8       | 1          | 8          | 0        |
| 11/11 @                      | NO  | 52           | 34           | 411           | 65.4        | 3          | 1         | 52         | 1          | 100.7       | 2          | 2          | 0        |
| 11/18                        | ARI | 46           | 28           | 301           | 60.9        | 0          | 5         | 37         | 1          | 40.5        | 3          | -3         | 0        |
| 11/25 @                      | TB  | 32           | 26           | 353           | 81.3        | 1          | 1         | 80         | 1          | 110.0       | 1          | 13         | 0        |
| 11/29                        | NO  | 33           | 18           | 165           | 54.5        | 1          | 0         | 20         | 1          | 78.5        | 3          | -2         | 0        |
| 12/9 @                       | CAR | 49           | 34           | 342           | 69.4        | 2          | 1         | 21         | 2          | 94.1        | 0          | 0          | 0        |
| 12/16                        | NYG | 28           | 23           | 270           | 82.1        | 3          | 0         | 40         | 1          | 142.6       | 1          | -1         | 0        |
| 12/22 @                      | DET | 32           | 25           | 279           | 78.1        | 4          | 0         | 44         | 1          | 142.6       | 2          | 25         | 0        |
| 12/30                        | TB  | 44           | 28           | 238           | 63.6        | 1          | 0         | 28         | 2          | 85.2        | 2          | 11         | 0        |
| <b>TOTALS</b>                |     | <b>615</b>   | <b>422</b>   | <b>4,719</b>  | <b>68.6</b> | <b>32</b>  | <b>14</b> | <b>80T</b> | <b>28</b>  | <b>99.1</b> | <b>34</b>  | <b>141</b> | <b>1</b> |
| <b>CAREER</b>                |     | <b>2,637</b> | <b>1,654</b> | <b>18,957</b> | <b>62.7</b> | <b>127</b> | <b>60</b> | <b>90T</b> | <b>113</b> | <b>90.9</b> | <b>202</b> | <b>500</b> | <b>5</b> |

| 2011 GAME-BY-GAME STATISTICS |     |            |            |              |             |           |           |            |           |             |           |           |          |
|------------------------------|-----|------------|------------|--------------|-------------|-----------|-----------|------------|-----------|-------------|-----------|-----------|----------|
|                              |     | PASSING    |            |              |             |           |           |            |           | RUSH        |           |           |          |
| DATE                         | OPP | ATT        | COM        | YDS          | PCT         | TD        | INT       | LG         | SK        | RTG         | ATT       | YDSTD     |          |
| 9/11 @                       | CHI | 47         | 31         | 319          | 66.0        | 0         | 1         | 32         | 5         | 76.5        | 0         | 0         | 0        |
| 9/18                         | PHI | 28         | 17         | 195          | 60.7        | 4         | 2         | 32         | 4         | 91.5        | 4         | 6         | 0        |
| 9/25 @                       | TB  | 47         | 26         | 330          | 55.3        | 1         | 1         | 49         | 4         | 75.7        | 1         | 12        | 0        |
| 10/2 @                       | SEA | 42         | 28         | 291          | 66.7        | 1         | 0         | 45         | 0         | 94.4        | 4         | 26        | 0        |
| 10/9                         | GB  | 32         | 18         | 167          | 56.3        | 1         | 2         | 23         | 1         | 55.1        | 3         | 9         | 0        |
| 10/16                        | CAR | 22         | 14         | 163          | 63.6        | 1         | 0         | 34         | 1         | 101.1       | 3         | 7         | 1        |
| 10/23 @                      | DET | 34         | 20         | 218          | 58.8        | 1         | 2         | 49         | 3         | 63.1        | 3         | 2         | 1        |
| 11/6 @                       | IND | 24         | 14         | 275          | 58.3        | 3         | 1         | 80         | 1         | 120.7       | 2         | 0         | 0        |
| 11/13                        | NO  | 52         | 29         | 351          | 55.8        | 2         | 1         | 46         | 1         | 81.5        | 1         | 9         | 0        |
| 11/20                        | TEN | 32         | 22         | 316          | 68.8        | 1         | 0         | 43         | 0         | 110.9       | 6         | 3         | 0        |
| 11/27                        | MIN | 37         | 24         | 262          | 79.4        | 3         | 0         | 27         | 2         | 128.2       | 4         | 3         | 0        |
| 12/4 @                       | HOU | 47         | 20         | 267          | 42.6        | 1         | 2         | 26         | 0         | 50.6        | 1         | 10        | 0        |
| 12/11 @                      | CAR | 38         | 22         | 320          | 57.9        | 4         | 0         | 75         | 3         | 120.5       | 3         | 0         | 0        |
| 12/15                        | JAX | 26         | 19         | 224          | 73.1        | 3         | 0         | 29         | 1         | 137.3       | 0         | 0         | 0        |
| 12/26 @                      | NO  | 52         | 34         | 373          | 65.4        | 1         | 0         | 40         | 0         | 92.9        | 2         | -3        | 0        |
| 1/1                          | TB  | 9          | 6          | 106          | 66.7        | 2         | 0         | 48         | 0         | 146.3       | 0         | 0         | 0        |
| <b>TOTALS</b>                |     | <b>566</b> | <b>347</b> | <b>4,177</b> | <b>61.3</b> | <b>29</b> | <b>12</b> | <b>80T</b> | <b>26</b> | <b>92.2</b> | <b>37</b> | <b>84</b> | <b>2</b> |

| 2010 GAME-BY-GAME STATISTICS |     |         |     |     |      |    |     |     |    |       |     |       |   |
|------------------------------|-----|---------|-----|-----|------|----|-----|-----|----|-------|-----|-------|---|
|                              |     | PASSING |     |     |      |    |     |     |    | RUSH  |     |       |   |
| DATE                         | OPP | ATT     | COM | YDS | PCT  | TD | INT | LG  | SK | RTG   | ATT | YDSTD |   |
| 9/12 @                       | PIT | 44      | 27  | 252 | 61.4 | 0  | 1   | 23  | 2  | 67.6  | 2   | 4     | 0 |
| 9/19                         | ARI | 32      | 21  | 225 | 65.6 | 3  | 0   | 24  | 1  | 117.3 | 6   | 6     | 0 |
| 9/26 @                       | NO  | 30      | 19  | 228 | 63.3 | 2  | 0   | 34  | 2  | 108.8 | 6   | 26    | 0 |
| 10/3                         | SF  | 43      | 26  | 273 | 60.5 | 1  | 2   | 34  | 3  | 67.3  | 4   | 15    | 0 |
| 10/10 @                      | CLE | 28      | 16  | 187 | 57.1 | 1  | 0   | 45T | 2  | 89.4  | 5   | 5     | 0 |
| 10/17 @                      | PHI | 42      | 23  | 250 | 54.8 | 2  | 1   | 42  | 3  | 78.5  | 1   | 3     | 0 |
| 10/24                        | CIN | 33      | 24  | 299 | 72.7 | 3  | 1   | 46  | 0  | 118.1 | 1   | 5     | 0 |
| 11/7                         | TB  | 36      | 24  | 235 | 66.7 | 1  | 0   | 43  | 0  | 94.1  | 3   | 5     | 0 |
| 11/11                        | BAL | 50      | 32  | 316 | 64.0 | 3  | 0   | 33T | 2  | 101.8 | 1   | 5     | 0 |
| 11/21 @                      | STL | 39      | 26  | 253 | 66.7 | 2  | 0   | 26  | 0  | 101.8 | 1   | 8     | 0 |
| 11/28                        | GB  | 28      | 24  | 197 | 85.7 | 1  | 0   | 21  | 2  | 107.9 | 0   | 0     | 0 |
| 12                           |     |         |     |     |      |    |     |     |    |       |     |       |   |

| 2009 GAME-BY-GAME STATISTICS |       |            |            |              |             |           |           |            |           |             |           |           |          |
|------------------------------|-------|------------|------------|--------------|-------------|-----------|-----------|------------|-----------|-------------|-----------|-----------|----------|
| DATE                         | OPP   | PASSING    |            |              |             |           |           |            |           | RUSH        |           |           |          |
|                              |       | ATT        | COM        | YDS          | PCT         | TD        | INT       | LG         | SK        | RTG         | ATT       | YDSTD     |          |
| 9/13                         | MIA   | 36         | 22         | 229          | 61.1        | 2         | 0         | 22         | 2         | 98.0        | 3         | -4        | 0        |
| 9/20                         | CAR   | 27         | 21         | 220          | 77.7        | 3         | 1         | 27         | 0         | 122.2       | 2         | 3         | 0        |
| 9/27                         | @ NE  | 28         | 17         | 199          | 60.7        | 0         | 0         | 26         | 0         | 82.3        | 1         | -1        | 0        |
| 10/11                        | @ SF  | 32         | 22         | 329          | 68.8        | 2         | 1         | 90T        | 0         | 110.0       | 2         | 31        | 0        |
| 10/18                        | CHI   | 33         | 19         | 185          | 57.6        | 2         | 2         | 40T        | 0         | 68.4        | 3         | 8         | 0        |
| 10/25                        | @ DAL | 35         | 19         | 198          | 54.3        | 2         | 2         | 30T        | 4         | 66.1        | 1         | 6         | 0        |
| 11/2                         | @ NO  | 42         | 19         | 289          | 45.2        | 3         | 3         | 68T        | 3         | 46.6        | 3         | 9         | 0        |
| 11/8                         | WSH   | 24         | 17         | 135          | 70.8        | 1         | 1         | 14         | 3         | 81.1        | 5         | 6         | 0        |
| 11/15                        | @ CAR | 41         | 22         | 224          | 53.7        | 2         | 2         | 34         | 0         | 57.4        | 2         | 4         | 0        |
| 11/22                        | @ NYG | 46         | 26         | 268          | 56.5        | 0         | 0         | 28         | 2         | 88.0        | 5         | 14        | 0        |
| 11/29                        | TB    | 3          | 2          | 15           | 66.6        | 0         | 0         | 9          | 1         | 78.5        | 0         | 0         | 0        |
| 12/6                         | PHI   | INACTIVE   |            |              |             |           |           |            |           |             |           |           |          |
| 12/13                        | NO    | INACTIVE   |            |              |             |           |           |            |           |             |           |           |          |
| 12/20                        | @ NYJ | 34         | 16         | 152          | 47.1        | 0         | 0         | 38         | 0         | 69.7        | 2         | -20       | 0        |
| 12/27                        | BUF   | 35         | 18         | 250          | 51.4        | 0         | 0         | 42T        | 3         | 103.3       | 0         | 0         | 0        |
| 1/3                          | @ TB  | 35         | 23         | 223          | 65.7        | 2         | 2         | 32         | 1         | 78.6        | 1         | 3         | 0        |
| <b>TOTALS</b>                |       | <b>451</b> | <b>263</b> | <b>2,916</b> | <b>58.3</b> | <b>22</b> | <b>14</b> | <b>90T</b> | <b>19</b> | <b>81.0</b> | <b>30</b> | <b>49</b> | <b>1</b> |

| 2008 GAME-BY-GAME STATISTICS |       |            |            |              |             |           |           |            |           |             |           |            |          |
|------------------------------|-------|------------|------------|--------------|-------------|-----------|-----------|------------|-----------|-------------|-----------|------------|----------|
| DATE                         | OPP   | PASSING    |            |              |             |           |           |            |           | RUSH        |           |            |          |
|                              |       | ATT        | COM        | YDS          | PCT         | TD        | INT       | LG         | SK        | RTG         | ATT       | YDSTD      |          |
| 9/7                          | DET   | 13         | 9          | 161          | 69.2        | 1         | 0         | 62T        | 1         | 137.0       | 5         | -2         | 0        |
| 9/14                         | @ TB  | 33         | 13         | 158          | 39.4        | 0         | 2         | 23         | 4         | 29.6        | 6         | 10         | 0        |
| 9/21                         | KC    | 18         | 12         | 192          | 66.7        | 1         | 0         | 70T        | 0         | 120.6       | 1         | 15         | 0        |
| 9/28                         | @ CAR | 41         | 21         | 158          | 51.2        | 0         | 0         | 23         | 2         | 60.8        | 2         | 11         | 0        |
| 10/5                         | @ GB  | 26         | 16         | 194          | 61.5        | 2         | 1         | 37         | 0         | 94.1        | 4         | 16         | 0        |
| 10/12                        | CHI   | 30         | 22         | 301          | 73.3        | 1         | 0         | 47         | 0         | 116.1       | 1         | 1          | 0        |
| 10/26                        | @ PHI | 44         | 23         | 277          | 52.3        | 2         | 2         | 55T        | 2         | 68.1        | 1         | 4          | 0        |
| 11/2                         | @ OAK | 22         | 17         | 220          | 77.3        | 2         | 0         | 37T        | 3         | 138.4       | 4         | 1          | 0        |
| 11/9                         | NO    | 23         | 16         | 248          | 69.6        | 2         | 0         | 67T        | 0         | 134.0       | 2         | -2         | 0        |
| 11/16                        | DEN   | 33         | 20         | 250          | 60.6        | 0         | 1         | 37         | 0         | 71.5        | 5         | 18         | 0        |
| 11/23                        | CAR   | 27         | 17         | 259          | 63.0        | 0         | 0         | 69         | 1         | 94.5        | 3         | 2          | 0        |
| 11/30                        | @ SD  | 23         | 17         | 207          | 73.9        | 2         | 0         | 38         | 0         | 130.2       | 4         | -3         | 0        |
| 12/7                         | @ NO  | 33         | 24         | 315          | 72.7        | 1         | 1         | 59         | 0         | 99.9        | 4         | 13         | 1        |
| 12/14                        | TB    | 23         | 15         | 206          | 65.2        | 0         | 2         | 30         | 1         | 57.5        | 6         | 19         | 0        |
| 12/21                        | @ MIN | 24         | 13         | 134          | 54.2        | 1         | 0         | 22         | 2         | 84.4        | 3         | 2          | 0        |
| 12/28                        | STL   | 21         | 10         | 160          | 47.6        | 1         | 2         | 41         | 1         | 49.8        | 4         | -1         | 0        |
| <b>TOTALS</b>                |       | <b>434</b> | <b>265</b> | <b>3,440</b> | <b>61.1</b> | <b>16</b> | <b>11</b> | <b>70T</b> | <b>17</b> | <b>87.7</b> | <b>55</b> | <b>104</b> | <b>1</b> |



# 74

**TY SAMBRAILO**  
**TACKLE**  
**COLORADO STATE**  
*(1ST YEAR WITH FALCONS)*



**HEIGHT:**  
**6'5"**

**WEIGHT:**  
**311**

**BIRTHDATE:**  
**3/10/92**

**NFL EXP:**  
**3 YRS**

**ACQUIRED:**  
**TR '17**

### **TRANSACTIONS**

- » Originally selected by the Denver Broncos in the second round (59th overall) of the 2015 NFL Draft.
- » Traded to the Atlanta Falcons in exchange for a 2018 fifth-round draft pick on September 1, 2017.

### **2017 (FALCONS)**

- » Made his first start for the Falcons at Detroit in Week 3. Saw action against Green Bay in relief of an injured RT Ryan Schraeder. Has played in six games with two starts.

### **CAREER**

- » Has seen action in 16 games with eight starts during his career. Started the first three games of his career before being placed on injured reserve. Returned to play in 10 games, making four starts in 2016.

### **COLLEGE**

- » Started 42-of-48 games at Colorado State, seeing time at all five positions along the offensive line in four seasons with the Rams.

- » Voted first-team All-Mountain West Conference as a senior for CSU in 2014 after graduating out to 90 percent of above in each contest while adding more than 60 knockdown blocks at left tackle.

### **PERSONAL**

- » A native of Watsonville, California. Attended Saint Francis Central Coast Catholic High School, where he was a two-way lineman and three-year team captain.
- » Was a first-team all-state selection as a senior and was named the Santa Cruz Coast Athletic League Offensive and Defensive Lineman of the Year.

# 12

## **MOHAMED SANU** **WIDE RECEIVER** **RUTGERS** *(2ND YEAR WITH FALCONS)*



**HEIGHT:**  
**6'2"**

**WEIGHT:**  
**240**

**BIRTHDATE:**  
**10/22/89**

**NFL EXP:**  
**6 YRS**

**ACQUIRED:**  
**FA-'16**

### **TRANSACTIONS**

- » Originally selected by the Cincinnati Bengals in the third round (83rd overall) of the 2012 NFL Draft.
- » Signed by the Falcons as a free agent on March 10, 2016.

### **2017 (FALCONS)**

- » Has hauled in 28 passes for 302 yards and two touchdowns, while averaging 10.8 yards per reception in six games this season.

### **2016 (FALCONS)**

- » Started 15 games, catching 59 passes for 653 yards with four touchdowns in his first season in Atlanta.
- » Caught five passes for 80 yards, including a game-best 59-yard long reception and a five-yard touchdown in his Falcons debut against Tampa Bay (9/11).
- » Enjoyed his best game as a Falcon against Green Bay (10/30), catching nine passes for 84 yards including the game-winning touchdown on an 11-yard strike from Matt Ryan.
- » Caught four passes for 44 yards, including his first career playoff touchdown on a three-yard pass, in Atlanta's Divisional Round win over Seattle.

### **CAREER**

- » Has played in 78 games with 55 starts during six NFL seasons, posting 239 receptions for 2,748 with 17 touchdowns.
- » In four seasons with the Bengals, played in 57 games with 34 starts, while posting 152 receptions, 1,793 receiving yards, and 11 touchdowns.
- » Played in all 16 games with four starts. Caught 33 passes for 394 yards. Also added 71 yards on 10 carries with two touchdowns, including a 25-yard score.

### **2017 GAME-BY-GAME STATISTICS**

| DATE          | OPP   | RECEIVING  |              |             |           |           | RUSHING   |            |            |           |          |
|---------------|-------|------------|--------------|-------------|-----------|-----------|-----------|------------|------------|-----------|----------|
|               |       | REC        | YDS          | AVG         | LG        | TD        | RUSH      | YDS        | AVG        | LG        | TD       |
| 9/10          | @ CHI | 6          | 47           | 7.8         | 15        | 0         | 0         | 0          | 0.0        | 0         | 0        |
| 9/17          | GB    | 5          | 85           | 17.0        | 24        | 0         | 0         | 0          | 0.0        | 0         | 0        |
| 9/24          | @ DET | 4          | 28           | 7.0         | 12        | 1         | 0         | 0          | 0.0        | 0         | 0        |
| 10/1          | BUF   | 1          | 3            | 3.0         | 3         | 0         | 1         | 4          | 4.0        | 4         | 0        |
| 10/15         | MIA   | INACTIVE   |              |             |           |           |           |            |            |           |          |
| 10/22         | @ NE  | 6          | 65           | 10.8        | 19        | 0         | 0         | 0          | 0.0        | 0         | 0        |
| 10/29         | @ NYJ | 6          | 74           | 12.3        | 23        | 1         | 0         | 0          | 0.0        | 0         | 0        |
| 11/5          | @ CAR | -          | -            | -           | -         | -         | -         | -          | -          | -         | -        |
| 11/12         | DAL   | -          | -            | -           | -         | -         | -         | -          | -          | -         | -        |
| 11/20         | @ SEA | -          | -            | -           | -         | -         | -         | -          | -          | -         | -        |
| 11/26         | TB    | -          | -            | -           | -         | -         | -         | -          | -          | -         | -        |
| 12/3          | MIN   | -          | -            | -           | -         | -         | -         | -          | -          | -         | -        |
| 12/7          | NO    | -          | -            | -           | -         | -         | -         | -          | -          | -         | -        |
| 12/18         | @ TB  | -          | -            | -           | -         | -         | -         | -          | -          | -         | -        |
| 12/24         | @ NO  | -          | -            | -           | -         | -         | -         | -          | -          | -         | -        |
| 12/31         | CAR   | -          | -            | -           | -         | -         | -         | -          | -          | -         | -        |
| <b>TOTALS</b> |       | <b>28</b>  | <b>302</b>   | <b>10.8</b> | <b>24</b> | <b>2</b>  | <b>1</b>  | <b>4</b>   | <b>4.0</b> | <b>4</b>  | <b>0</b> |
| <b>CAREER</b> |       | <b>239</b> | <b>2,748</b> | <b>11.5</b> | <b>76</b> | <b>17</b> | <b>28</b> | <b>162</b> | <b>5.8</b> | <b>26</b> | <b>2</b> |

- » A three-way threat, has completed five-of-five passes for 177 yards and two TDs with a perfect 158.3 passer rating.
- » Played in 16 games with 13 starts. Ranked third on team in receptions (56), second in receiving yards (790), and tied for fourth in TDs (five). Also ranked fourth on team in scrimmage yards (841).
- » Became first player since New England's David Patten in 2001 to log a reception of 75-plus yards and a completion of 50-plus in the same game against the Falcons in 2014.
- » Totaled 47 receptions for 455 yards and two touchdowns in 2013.
- » Played in nine games as a rookie. Totaled 16 receptions for 154 yards and four touchdowns. Also added a 73-yard TD pass.
- » During his rookie season, hit WR A.J. Green for a 73-yard touchdown pass on the first play from scrimmage at Washington (9/23). Completion to Green was longest by an NFL player on first career attempt since 2003.

## COLLEGE

- » Played three seasons (2009-11) at Rutgers, catching Big East-record 210 passes, for 2263 yards and 12 touchdowns. Played in 38 games with 37 starts.
- » Passed for 207 yards with four touchdowns and no interceptions during career, and rushed for 653 yards with nine scores.
- » His 115 receptions in 2011 shattered Larry Fitzgerald's Big East record of 92 set in 2003. Also broke the conference career receptions record of 207 set by former Scarlet Knight Brian Leonard (from 2003-06).
- » As a senior, helped Scarlet Knights to 9-4 record with Pinstripe Bowl win over Iowa State. His 16 receptions vs. Ohio in 2011 set a Big East single-game mark, and his 13 catches against both North Carolina and Army tied for the second-most in conference history.

## PERSONAL

- » Attended South Brunswick High School, where he played S, WR and QB, and he also punted during each of his three varsity seasons.
- » High school retired his uniform number (2) in 2013. In 2007, he passed for 900 yards and rushed for 700 on offense, and he had 90 tackles with five INTs on defense as South Brunswick gained its first playoff berth in nearly 40 years.
- » His parents are both natives of the West African nation of Sierra Leone.
- » Was a labor studies major at Rutgers. His favorite hobby is playing FIFA soccer video game.

### SANU'S CAREER STATISTICS

| YEAR          | GP/GS        | RECEIVING  |              |             |            |           | RUSHING   |            |            |           |          |
|---------------|--------------|------------|--------------|-------------|------------|-----------|-----------|------------|------------|-----------|----------|
|               |              | REC        | YDS          | AVG         | LG         | TD        | ATT       | YDS        | AVG        | LG        | TD       |
| 2012          | CIN 9/3      | 16         | 154          | 9.6         | 34         | 4         | 5         | 15         | 3.0        | 7         | 0        |
| 2013          | CIN 16/14    | 47         | 455          | 9.7         | 32         | 2         | 4         | 16         | 4.0        | 9         | 0        |
| 2014          | CIN 16/13    | 56         | 790          | 14.1        | 76t        | 5         | 7         | 51         | 7.3        | 26        | 0        |
| 2015          | CIN 16/4     | 33         | 394          | 11.9        | 52         | 0         | 10        | 71         | 7.1        | 25t       | 2        |
| 2016          | ATL 15/15    | 59         | 653          | 11.1        | 59         | 4         | 1         | 5          | 5.0        | 5         | 0        |
| 2017          | ATL 6/6      | 28         | 302          | 10.8        | 24         | 2         | 1         | 4          | 4.0        | 4         | 0        |
| <b>TOTALS</b> | <b>78/55</b> | <b>239</b> | <b>2,748</b> | <b>11.5</b> | <b>76t</b> | <b>17</b> | <b>28</b> | <b>162</b> | <b>5.8</b> | <b>26</b> | <b>2</b> |

### SANU'S BEST GAMES

| RECEPTIONS            | RECEIVING YARDS        | LONG                  | TOUCHDOWNS            |
|-----------------------|------------------------|-----------------------|-----------------------|
| 10 vs. CAR (10/12/14) | 125 vs. BAL (10/26/14) | 76t vs. ATL (9/14/14) | 2 vs. OAK (11/25/12)  |
| 8 vs. ARI (11/27/16)  | 120 vs. CAR (10/12/14) | 59 vs. TB (9/11/16)   | 1, 15 Times           |
| 9 vs. GB (10/30/16)   | 95 vs. JAX (11/2/14)   | 53 vs. BAL (10/26/14) | Last @ NYJ (10/29/17) |
| 6, Four Times         | 85 vs. GB (9/17/17)    |                       |                       |
| Last @ NYJ (10/29/17) |                        |                       |                       |

### SANU'S PLAYOFF STATISTICS

| YEAR          | GP/GS      | RECEIVING |            |             |           |          | RUSHING  |          |            |          |          |
|---------------|------------|-----------|------------|-------------|-----------|----------|----------|----------|------------|----------|----------|
|               |            | REC       | YDS        | AVG         | LG        | TD       | ATT      | YDS      | AVG        | LG       | TD       |
| 2013          | CIN 1/1    | 1         | 13         | 13.0        | 13        | 0        | 0        | 0        | 0.0        | 0        | 0        |
| 2014          | CIN 1/1    | 3         | 31         | 10.3        | 11        | 0        | 0        | 0        | 0.0        | 0        | 0        |
| 2015          | CIN 1/0    | 3         | 17         | 5.7         | 8         | 0        | 0        | 0        | 0.0        | 0        | 0        |
| 2016          | ATL 3/3    | 11        | 121        | 11.0        | 22        | 2        | 1        | 7        | 7.0        | 7        | 0        |
| <b>TOTALS</b> | <b>6/5</b> | <b>18</b> | <b>182</b> | <b>10.1</b> | <b>22</b> | <b>2</b> | <b>1</b> | <b>7</b> | <b>7.0</b> | <b>7</b> | <b>0</b> |



WR Mohamed Sanu caught a five-yard touchdown in his Falcons debut.

#### 2016 GAME-BY-GAME STATISTICS

| DATE          | OPP   | RECEIVING  |              |             |            |           | RUSHING   |            |            |           |          |  |
|---------------|-------|------------|--------------|-------------|------------|-----------|-----------|------------|------------|-----------|----------|--|
|               |       | REC        | YDS          | AVG         | LG         | TD        | RUSH      | YDS        | AVG        | LG        | TD       |  |
| 9/11          | TB    | 5          | 80           | 16.0        | 59         | 1         | 0         | 0          | 0.0        | 0         | 0        |  |
| 9/18          | @ OAK | 3          | 19           | 6.3         | 15         | 0         | 0         | 0          | 0.0        | 0         | 0        |  |
| 9/26          | @ NO  | 3          | 31           | 10.3        | 16         | 0         | 0         | 0          | 0.0        | 0         | 0        |  |
| 10/2          | CAR   | 2          | 22           | 11.0        | 18         | 0         | 0         | 0          | 0.0        | 0         | 0        |  |
| 10/9          | @ DEN | 3          | 43           | 14.3        | 22         | 0         | 0         | 0          | 0.0        | 0         | 0        |  |
| 10/16         | @ SEA | 5          | 47           | 9.4         | 14         | 1         | 0         | 0          | 0.0        | 0         | 0        |  |
| 10/23         | SD    | 2          | 16           | 8.0         | 11         | 0         | 0         | 0          | 0.0        | 0         | 0        |  |
| 10/30         | GB    | 9          | 84           | 9.3         | 14         | 1         | 0         | 0          | 0.0        | 0         | 0        |  |
| 11/3          | @ TB  | 5          | 74           | 14.8        | 24         | 0         | 0         | 0          | 0.0        | 0         | 0        |  |
| 11/13         | @ PHI | 2          | 14           | 7.0         | 15         | 0         | 0         | 0          | 0.0        | 0         | 0        |  |
| 11/27         | ARI   | 8          | 65           | 8.1         | 12         | 0         | 1         | 5          | 5.0        | 5         | 0        |  |
| 12/4          | KC    | 2          | 26           | 13.0        | 18         | 0         | 0         | 0          | 0.0        | 0         | 0        |  |
| 12/11         | @ LA  | INACTIVE   |              |             |            |           |           |            |            |           |          |  |
| 12/18         | SF    | 3          | 44           | 14.7        | 18         | 0         | 0         | 0          | 0.0        | 0         | 0        |  |
| 12/24         | @ CAR | 3          | 56           | 18.7        | 28         | 0         | 0         | 0          | 0.0        | 0         | 0        |  |
| 1/1           | NO    | 4          | 32           | 8.0         | 15         | 1         | 0         | 0          | 0.0        | 0         | 0        |  |
| <b>TOTALS</b> |       | <b>59</b>  | <b>653</b>   | <b>11.1</b> | <b>59</b>  | <b>4</b>  | <b>1</b>  | <b>5</b>   | <b>5.0</b> | <b>5</b>  | <b>0</b> |  |
| <b>CAREER</b> |       | <b>211</b> | <b>2,446</b> | <b>11.6</b> | <b>76t</b> | <b>15</b> | <b>27</b> | <b>158</b> | <b>5.9</b> | <b>26</b> | <b>2</b> |  |

#### 2016 POSTSEASON STATISTICS

| DATE          | OPP | RECEIVING |            |             |           |          | RUSHING  |          |            |          |          |
|---------------|-----|-----------|------------|-------------|-----------|----------|----------|----------|------------|----------|----------|
|               |     | REC       | YDS        | AVG         | LG        | TD       | RUSH     | YDS      | AVG        | LG       | TD       |
| 1/14          | SEA | 4         | 44         | 11.0        | 22        | 1        | 0        | 0        | 0.0        | 0        | 0        |
| 1/22          | GB  | 5         | 52         | 10.4        | 16        | 1        | 0        | 0        | 0.0        | 0        | 0        |
| 2/5           | NE  | 2         | 25         | 12.5        | 13        | 0        | 1        | 7        | 7.0        | 7        | 0        |
| <b>TOTALS</b> |     | <b>11</b> | <b>121</b> | <b>11.0</b> | <b>22</b> | <b>2</b> | <b>1</b> | <b>7</b> | <b>7.0</b> | <b>7</b> | <b>0</b> |

**8****MATT SCHAUB**  
**QUARTERBACK**  
**VIRGINIA**  
(5TH YEAR WITH FALCONS)

|                |                |                   |                 |                  |
|----------------|----------------|-------------------|-----------------|------------------|
| <b>HEIGHT:</b> | <b>WEIGHT:</b> | <b>BIRTHDATE:</b> | <b>NFL EXP:</b> | <b>ACQUIRED:</b> |
| <b>6'6"</b>    | <b>245</b>     | <b>6/25/81</b>    | <b>14 YRS</b>   | <b>FA-'16</b>    |

**TRANSACTIONS**

- » Originally selected by the Falcons in the third round (90th overall) of the 2004 NFL Draft.
- » Traded to the Houston Texans on March 21, 2007.
- » Placed on Injured Reserve (foot) on November 23, 2011.
- » Signed a four-year contract extension with the Texans on September 9, 2012.
- » Traded to the Oakland Raiders on March 21, 2014.
- » Signed with the Baltimore Ravens on March 31, 2015.

**2016 (FALCONS)**

- » Saw action in four games, completing one of three passes while serving as Matt Ryan's backup.

**CAREER**

- » In 13 seasons, has played in 145 games with 92 starts. Schaub has thrown for 24,867 yards with 133 touchdowns against 90 interceptions and has a career passer rating of 89.1.
- » Schaub is a two-time Pro Bowler (2009 and 2012) and was the Pro Bowl MVP in 2009.
- » He was named AFC Offensive Player of the Week (Week 11, 2012; Week 6, 2010; Week 2, 2009 and Week 14, 2008), FedEx Air NFL Player of the Week (Week 11, 2012; Week 2, 2010) and won the Texans Ed Block Courage Award winner in 2012.
- » Threw for the second-most yards in a single game in NFL history (tied with Warren Moon), producing a Texans' franchise-record 527 yards and 5 TDs (a then-franchise record) on 43-of-55 passing (78.2%) vs. Jax. (11/18/12).
- » Has thrown for 4,000 yards three times (4,770 in 2009, 4,370 in 2010 and 4,008 in 2012).

- » Is the Texans' franchise leader in every major passing category and owns three of the top five single-game QB ratings in team history.
- » Played in two games, starting both, and completed 52-of-80 passes (65 percent) for 540 yards with three touchdowns, four interceptions, and a 76.0 passer rating as a member of the Ravens in 2015.
- » Saw action in 11 games with the Raiders in 2014, throwing 10 passes (five completions) for 57 yards in a backup role for the Raiders after being acquired in a trade with the Texans.
- » In 2013, completed 219 of 358 passes (61.2 percent) for 2,310 yards and 10 TDs despite not playing in six games in his final season with the Texans.
- » Named to his second Pro Bowl after completing 350 of 544 passes (64.3 percent) for 4,008 yards (his third-career 4,000-yard season) and 22 TDs for a 90.7 QB rating in 2012. Led the Texans to a franchise-best 12-4 record and their second-consecutive AFC South title.
- » Threw for 2,479 yards and 15 TDs, completing 178 of 292 passes (61.0 percent) in 2011. Also rushed for nine yards and a career-high-tying two TDs, despite missing the final six games of the season after being placed on Injured Reserve (foot) on 11/23.
- » Started every game for the second-consecutive season and completed 63.6 percent of his passes (365 of 574) for 4,370 yards (fourth in the NFL), 24 TDs and 12 INTs with a 92.0 QB rating in 2010.
- » Named to his first-career Pro Bowl after establishing Texans' franchise records and career highs in passing yards (4,770 - led the NFL), passing attempts (583), completions (396), TDs (29) and QB rating (98.6) in 2009.
- » Produced 10 games with a QB rating of at least 90 and topped 300 yards passing in nine different games, tying for the second-most in a single season in NFL history.



- » Completed 251-of-380 passes (66.1 percent) for 3,043 yards and 15 TDs despite missing five games in 2008. Ranked second in the NFL in yards per pass attempt (8.01), fourth in passing yards per game (276.6) and completion percentage (66.1%) and eighth in QB rating (92.7).
- » Finished the 2007 season completing 192-of-289 (66.4 percent) passes for 2,241 yards and 9 TDs for an 87.2 QB rating in his first full season as a starter.
- » Was the primary backup to QB Michael Vick in 2006 and threw for 208 yards, 1 TD and 2 INTs on 18-of-27 passing on the season.
- » Played in 16 games with one start in 2005. Completed 33 of 64 passes for 495 yards, four TDs and 0 INTs for a 98.1 QB rating.
- » Saw action in six games with one start. Completed 33 of 70 passes for 330 yards, one TD and four INTs, serving as the primary backup to QB Michael Vick as a rookie in 2004.

## **COLLEGE**

- » Saw action in 40 games over four seasons at Virginia and left as the Cavaliers' all-time leader in passing yards (7,502), passing attempts (1,069), completions (716), total offensive yards (7,560), TD passes (56), 300-yard passing games (eight) and 200-yard passing games (20).
- » Completed 66.9% of his passes during his career, the second-best mark at the time in NCAA Division I-A history (Tim Couch - Kentucky - 67.2 percent, 1996-98).
- » Earned first-team All-Atlantic Coast Conference honors after completing 281-of-403 passes for 2,952 yards, 18 TDs and 10 INTs as a senior in 2003.
- » Named the ACC Player of the Year as a junior in 2002 after leading the conference and finishing sixth in the country in passing (2,976 yards) Also led the ACC in TD passes (28), completion percentage (68.9), completions (288), and attempts (418). Ranked second in the country in completion percentage, tied for sixth in TD passes and eighth in completions.

- » Completed at least 70 percent of his passes eight times, including topping 80 percent twice and posted three of the ACC's top-seven passing performances.
- » Saw action in 12 games and completed 140 of 240 passes for 1,524 yards and 10 TDs as a sophomore in 2001.
- » Played in eight games and threw 8 passes (7 completions) for 50 yards as a true freshman..

## **PERSONAL**

- » Prepped at East (West Chester, PA) HS, where he lettered in football, baseball and basketball. Completed 277-of-544 passes for 3,990 yards and 35 TDs during his career, setting school records for pass attempts, completions, yards per game and total yards for the Vikings.
- » Matt and his wife, Laurie have three daughters, Madison (5) and twins, Makalya and Mackenzie (4) and one son, Matthew (1).
- » Established the GR8 Foundation in 2011 to provide resources and support to promote lasting improvements and bring healing to children with medical needs, hope for our future generations, and happiness to the children and their families enduring medical challenges.
- » Participated in the Atlanta Falcons Coaches Academy in addition to various charity golf tournaments and community outreach programs in 2004.

### SCHAUB'S POSTSEASON STATISTICS

| YEAR          | GP/GS | ATT           | COMP         | PCT          | YDS         | YDS/ATT       | TD         | INT        | LG         | SK        | LOST       | RTG         |             |
|---------------|-------|---------------|--------------|--------------|-------------|---------------|------------|------------|------------|-----------|------------|-------------|-------------|
| 2004          | ATL   | 6/1           | 70           | 33           | 47.1        | 330           | 4.7        | 1          | 4          | 59        | 4          | 14          | 42.0        |
| 2005          | ATL   | 16/1          | 64           | 33           | 51.6        | 495           | 7.7        | 4          | 0          | 53        | 6          | 27          | 98.1        |
| 2006          | ATL   | 16/0          | 27           | 18           | 66.7        | 208           | 7.7        | 1          | 2          | 47        | 2          | 8           | 71.2        |
| 2007          | HOU   | 11/11         | 289          | 192          | 66.4        | 2241          | 7.8        | 9          | 9          | 77t       | 16         | 126         | 87.2        |
| 2008          | HOU   | 11/11         | 380          | 251          | 66.1        | 3043          | 8.0        | 15         | 10         | 65        | 23         | 149         | 92.7        |
| 2009          | HOU   | 16/16         | 583          | 396          | 67.9        | 4770          | 8.2        | 29         | 15         | 72t       | 25         | 149         | 98.6        |
| 2010          | HOU   | 16/16         | 574          | 365          | 63.6        | 4370          | 7.6        | 24         | 12         | 60        | 32         | 226         | 92.0        |
| 2011          | HOU   | 10/10         | 292          | 178          | 61.0        | 2479          | 8.5        | 15         | 6          | 80t       | 16         | 98          | 96.8        |
| 2012          | HOU   | 16/16         | 544          | 350          | 64.3        | 4008          | 7.4        | 22         | 12         | 60t       | 27         | 216         | 90.7        |
| 2013          | HOU   | 10/8          | 358          | 219          | 61.2        | 2310          | 6.5        | 10         | 14         | 46        | 21         | 162         | 73.0        |
| 2014          | OAK   | 11/0          | 10           | 5            | 50.0        | 57            | 5.7        | 0          | 2          | 16        | 3          | 24          | 27.9        |
| 2015          | BAL   | 2/2           | 80           | 52           | 65.0        | 540           | 6.8        | 3          | 4          | 48        | 3          | 27          | 76.0        |
| 2016          | ATL   | 4/0           | 3            | 1            | 33.3        | 16            | 5.3        | 0          | 0          | 16        | 0          | 0           | 52.1        |
| 2017          | ATL   | 0/0           | 0            | 0            | 0.0         | 0             | 0.0        | 0          | 0          | 0         | 0          | 0           | 0           |
| <b>TOTALS</b> |       | <b>145/92</b> | <b>3,274</b> | <b>2,093</b> | <b>63.9</b> | <b>24,867</b> | <b>7.6</b> | <b>133</b> | <b>4.1</b> | <b>90</b> | <b>178</b> | <b>1226</b> | <b>89.1</b> |

### SCHAUB'S BEST GAMES

| COMPLETIONS            | ATTEMPTS             | YARDS                  | TOUCHDOWNS           |
|------------------------|----------------------|------------------------|----------------------|
| 43, vs. JAX (11/18/12) | 62 vs BAL (12/13/10) | 527 vs. JAX (11/18/12) | 5 vs. JAX (11/18/12) |
| LONG                   | PASSER RATING        |                        |                      |
| 80t @ TB (11/13/11)    | 154.9 @TB (11/13/11) |                        |                      |



QB Matt Schaub was selected by the Falcons in the third round of the 2004 NFL Draft.

**73****RYAN SCHRAEDER****RIGHT TACKLE****VALDOSTA STATE***(5TH YEAR WITH FALCONS)***HEIGHT:****6'7"****WEIGHT:****300****BIRTHDATE:****5/4/88****NFL EXP:****5 YRS****ACQUIRED:****CFA-'13****TRANSACTIONS**

- » Signed by the Falcons as a college free agent on April 29, 2013.
- » Signed a five-year contract extension on November 21, 2016.

**2017 (FALCONS)**

- » Blocked for an offense that posted the sixth-highest yardage total in Week 1, racking up 372 total yards.
- » Returned to action in Week 6 after missing two games due to injury.

**2016 (FALCONS)**

- » Started all 16 games at right tackle, blocking for an offense that set a franchise record with 540 points and is averaging 415.8 yards per game.
- » Started at right tackle and helped the offense total 528 yards, the sixth-highest output in franchise history, at Oakland (9/18). Blocked for a rushing attack that put up 139 yards, which marked the 10th time in the last two seasons Atlanta has eclipsed 100 rushing yards.
- » Started at right tackle and blocked for an offense that set a franchise record with 571 total yards against Carolina (10/2). Protected QB Matt Ryan as he became the 19th player in NFL history to throw for 500+ yards in a single game.

**CAREER**

- » In four seasons, has played in 58 games with 46 starts at right tackle. Has helped block for an offense that averaged 377.8 yards per game and 294.7 gross passing yards per game.

- » Going into the 2015 season, Schraeder was named the Falcons Secret Superstar by Pro Football Focus after a breakout season in 2014.
- » Started all 16 games at right tackle and blocked for an offense that ranked seventh in the NFL averaging 374.1 yards per game. Earned All-Pro honors from Pro Football Focus for his performance in the trenches.
- » Saw action on the offensive line in 13 games in 2014, started 10 of those games. Helped the offense average 378.2 total yards, including 284.6 passing yards.
- » Played in 13 games with four starts at right tackle after being signed by the Falcons as a college free agent following the 2013 NFL Draft.
- » Made his first NFL career start at right tackle against Washington (12/15). Helped block for the offense who totaled 264 yards.

**COLLEGE**

- » Anchored the offensive line at Valdosta State for two seasons after earning All-America honors at Butler Community College.
- » Helped the Grizzlies to the NJCAA National Championship game in his final season at Butler and earned All-America honors in 2011 at Valdosta.

**PERSONAL**

- » Originally from Wichita, KS.
- » Did not play high school football, but walked on to the Butler Community College football team before transferring to Valdosta State.

**SCHRAEDER'S CAREER GAMES PLAYED/STARTED**

| 2017 | 2016  | 2015  | 2014  | 2013 |
|------|-------|-------|-------|------|
| ATL  | ATL   | ATL   | ATL   | ATL  |
| 5/5  | 16/16 | 16/16 | 13/10 | 13/4 |

**TOTALS 63/51**



Pro Football Focus rated Ryan Schraeder as the second-best right tackle in the NFL in 2015.

**71****WES SCHWEITZER**  
**GUARD**  
**SAN JOSE STATE**  
(2ND YEAR WITH FALCONS)**HEIGHT:**  
**6"5'****WEIGHT:**  
**314****BIRTHDATE:**  
**9/11/93****NFL EXP:**  
**2 YRS****ACQUIRED:**  
**D6-'16****TRANSACTIONS**

- » Selected by the Falcons in the sixth round (195th overall) of the 2016 NFL Draft.

**2017 (FALCONS)**

- » Made his NFL debut and first career start at Chicago (9/10). Has Blocked for an offense that has averaged 374.4 yards and an NFC-best 6.2 yards per play.

**2016 (FALCONS)**

- » Inactive in all 16 games in 2016.

**COLLEGE**

- » Played in 38 games for the Spartans, including 37 straight between 2013 and 2015.
- » During his senior season, blocked for a team that averaged 27.9 points per game, 182.9 rushing yards per game and 221.7 passing yards per game. Was one of four co-captains on last year's team and was a four-time academic all-conference honoree.
- » Played in all 13 games in 2014 and anchored a unit that had three freshman starters. Named the team's Scholar-Athlete for the third year in a row.

- » One of three offensive linemen to play and start all 12 games in 2013. Was a key member of an offensive line that helped set a school record, averaging 493.2 yards of total offense per game.

- » Played in seven games with one start at left tackle as a redshirt freshman in 2012. Named the team's Scholar-Athlete at the team's annual awards banquet.

**PERSONAL**

- » Helped lead Hutchinson Community College to a 9-3 record and a win in the 2012 Salt City Bowl. Collared 83 tackles (25 solo), averaging 6.9 tackles per game. Recorded eight tackles for loss, 3.5 sacks, four passes defended and one fumble recovery. Also returned an interception 34 yards for a touchdown.
- » A versatile offensive lineman at Chaparral High in Scottsdale, Ariz. Led his teams to a combined 27-1 win-loss record in 2009 and 2010 in Class 5A2 competition. As a senior, was an all-state selection by multiple outlets and was a first team all-city and all-region player.

**90****DERRICK SHELBY**  
**DEFENSIVE END**  
**UTAH**  
(2ND YEAR WITH FALCONS)**HEIGHT:**  
**6'2"****WEIGHT:**  
**280****BIRTHDATE:**  
**3/4/89****NFL EXP:**  
**6 YRS****ACQUIRED:**  
**FA-'16**

### TRANSACTIONS

- » Originally signed as a college free agent by the Miami Dolphins following the 2012 NFL Draft.
- » Signed by the Falcons as a free agent on March 10, 2016.

### 2017 (FALCONS)

- » Has played in seven games with six starts, while totaling 14 tackles (six solo) with one sack, two tackles for loss, and one quarterback hit.

### 2016 (FALCONS)

- » Played in six games with four starts in his first season in Atlanta, posting eight tackles (six solo), two tackle for loss, and two quarterback hits before being placed on injured reserve.

### CAREER

- » Has seen action in 75 games with 18 starts, while posting 121 total tackles (85 solo), 10 sacks, four forced fumbles, two interceptions, one fumble recovery, and one defensive touchdown.
- » Started eight of the 16 games he played in and recorded career highs in total tackles (37 - 25 solo) and sacks (3.5), as well as recording two forced fumbles and one interception, which he returned for a touchdown in 2015.
- » Saw action in 15 games in 2014. Posted 26 tackles (21 solo) with three sacks, one interception, four tackles for loss and one fumble recovery.
- » Played in all 16 games in 2013, making one start, while recording 32 tackles (21 solo), 2.5 sacks, one tackle for loss, and two forced fumbles.
- » Played in all 16 games as a rookie in 2012. Collected eight tackles.

### 2017 GAME-BY-GAME STATISTICS

| DATE          | OPP  | TK         | SO        | SK          | YDS         | INT      | YDS       | FF       | FR       | PD       |
|---------------|------|------------|-----------|-------------|-------------|----------|-----------|----------|----------|----------|
| 9/10          | @CHI | 0          | 0         | 0.0         | 0.0         | 0        | 0         | 0        | 0        | 0        |
| 9/17          | GB   | 1          | 1         | 0.0         | 0.0         | 0        | 0         | 0        | 0        | 0        |
| 9/24          | @DET | 1          | 1         | 0.0         | 0.0         | 0        | 0         | 0        | 0        | 0        |
| 10/1          | BUF  | 2          | 1         | 1.0         | 9.0         | 0        | 0         | 0        | 0        | 0        |
| 10/15         | MIA  | 4          | 1         | 0.0         | 0.0         | 0        | 0         | 0        | 0        | 0        |
| 10/22         | @NE  | 2          | 1         | 0.0         | 0.0         | 0        | 0         | 0        | 0        | 0        |
| 10/29         | @NYJ | 4          | 1         | 0.0         | 0.0         | 0        | 0         | 0        | 0        | 0        |
| 11/5          | @CAR | -          | -         | --          | --          | -        | -         | -        | -        | -        |
| 11/12         | DAL  | -          | -         | --          | --          | -        | -         | -        | -        | -        |
| 11/20         | @SEA | -          | -         | --          | --          | -        | -         | -        | -        | -        |
| 11/26         | TB   | -          | -         | --          | --          | -        | -         | -        | -        | -        |
| 12/3          | MIN  | -          | -         | --          | --          | -        | -         | -        | -        | -        |
| 12/7          | NO   | -          | -         | --          | --          | -        | -         | -        | -        | -        |
| 12/18         | @TB  | -          | -         | --          | --          | -        | -         | -        | -        | -        |
| 12/24         | @NO  | -          | -         | --          | --          | -        | -         | -        | -        | -        |
| 12/31         | CAR  | -          | -         | --          | --          | -        | -         | -        | -        | -        |
| <b>TOTALS</b> |      | <b>14</b>  | <b>6</b>  | <b>1.0</b>  | <b>9.0</b>  | <b>0</b> | <b>0</b>  | <b>0</b> | <b>0</b> | <b>0</b> |
| <b>CAREER</b> |      | <b>125</b> | <b>86</b> | <b>10.0</b> | <b>75.5</b> | <b>2</b> | <b>24</b> | <b>4</b> | <b>1</b> | <b>0</b> |

### COLLEGE

- » Played in 47 games for the Utes and recorded 169 total tackles, 28 tackles for loss, 11 sacks, five passes defensed, five forced fumbles, one interception, and one defensive touchdown.
- » A first-team all-Pac-12 selection after starting all 13 games at right end in 2011. Led the line and was fifth overall on the team with 55 tackles. Also posted a team-best 10 tackles for loss and 5.0 sacks.
- » Played in 12 games, starting the final seven contests at left end, as a junior in 2010. Logged 39 tackles, including 6.5 tackles for loss and two sacks. Named an Academic All-Mountain West selection.
- » As a sophomore in 2009, started and played in 10 games at left end. Finished the season with 44 total tackles eight tackles for loss and three sacks despite missing the final two games of the season due to injury. Earned academic all-conference honors.

» Appeared in the final 12 games, starting 10 as a redshirt freshman in 2008. Totaled 31 tackles with 3.5 for loss and was an academic All-Mountain West selection.

» Son of Alisa and Derrick Shelby, Sr. Received his bachelor's degree in sociology in the fall of 2011.

» His full name is Derrick Rodell Shelby II.

## PERSONAL

» Named to the all-district first team as a senior in 2006. Recorded 15 sacks and helped lead Hightower High School (Texas) to a district championship. Also lettered two years in track and won an academic excellence award.

| <b>SHELBY'S CAREER STATISTICS</b> |       |              |            |           |           |             |             |          |           |            |          |          |          |          |          |  |
|-----------------------------------|-------|--------------|------------|-----------|-----------|-------------|-------------|----------|-----------|------------|----------|----------|----------|----------|----------|--|
| YEAR                              | GP/GS | TK           | SO         | AST       | SK        | YDS         | INT         | YDS      | LG        | TD         | PD       | FF       | FR       | YDS      | TD       |  |
| 2012                              | MIA   | 16/0         | 8          | 7         | 1         | 0.0         | 0.0         | 0        | 0         | 0          | 0        | 0        | 0        | 0        | 0        |  |
| 2013                              | MIA   | 16/1         | 32         | 22        | 11        | 2.5         | 12.0        | 0        | 0         | 0          | 0        | 2        | 0        | 0        | 0        |  |
| 2014                              | MIA   | 15/0         | 26         | 21        | 5         | 3.0         | 17.0        | 1        | 2         | 2          | 0        | 1        | 0        | 1        | 0        |  |
| 2015                              | MIA   | 16/8         | 37         | 25        | 12        | 3.5         | 37.5        | 1        | 22t       | 22t        | 1        | 4        | 2        | 0        | 0        |  |
| 2016                              | ATL   | 6/4          | 8          | 6         | 2         | 0.0         | 0.0         | 0        | 0         | 0          | 0        | 1        | 0        | 0        | 0        |  |
| 2017                              | ATL   | 7/6          | 14         | 6         | 8         | 1.0         | 9.0         | 0        | 0         | 0          | 0        | 0        | 0        | 0        | 0        |  |
| <b>TOTAL</b>                      |       | <b>76/19</b> | <b>125</b> | <b>86</b> | <b>39</b> | <b>10.0</b> | <b>75.5</b> | <b>2</b> | <b>24</b> | <b>22t</b> | <b>1</b> | <b>6</b> | <b>4</b> | <b>1</b> | <b>0</b> |  |

| <b>SHELBY'S BEST GAMES</b> |                        |                     |                         |
|----------------------------|------------------------|---------------------|-------------------------|
| TACKLES                    | SACKS                  | QB HIT              | TACKLES FOR LOSS        |
| 5 vs. NE (1/3/16)          | 2.0 @ OAK (9/28/14)    | 3 vs. BAL (12/6/15) | 2 @ OAK (9/28/14)       |
| 4, Five Times              | 1.0, Seven Times       | 2 @ Oak (9/28/14)   | 1, 11 Times             |
| Last @ NYJ (10/29/17)      | Last vs. BUF (10/1/17) |                     | Last vs. MIA (10/15/17) |

| <b>2016 GAME-BY-GAME STATISTICS</b> |      |            |           |            |             |          |            |          |          |          |
|-------------------------------------|------|------------|-----------|------------|-------------|----------|------------|----------|----------|----------|
| DATE                                | OPP  | TK         | SO        | SK         | YDS         | INT      | YDS        | FF       | FR       | PD       |
| 9/11                                | TB   | 3          | 3         | 0.0        | 0.0         | 0        | 0          | 0        | 0        | 0        |
| 9/18                                | @OAK | 1          | 0         | 0.0        | 0.0         | 0        | 0          | 0        | 0        | 0        |
| 9/26                                | @NO  | 0          | 0         | 0.0        | 0.0         | 0        | 0          | 0        | 0        | 1        |
| 10/2                                | CAR  | 2          | 1         | 0.0        | 0.0         | 0        | 0          | 0        | 0        | 0        |
| 10/9                                | @DEN | 1          | 1         | 0.0        | 0.0         | 0        | 0          | 0        | 0        | 0        |
| 10/16                               | @SEA | 1          | 1         | 0.0        | 0.0         | 0        | 0          | 0        | 0        | 0        |
| 10/23                               | SD   |            |           |            |             |          |            |          |          |          |
| 10/30                               | GB   |            |           |            |             |          |            |          |          |          |
| 11/3                                | @TB  |            |           |            |             |          |            |          |          |          |
| 11/23                               | @PHI |            |           |            |             |          |            |          |          |          |
| 11/27                               | ARI  |            |           |            |             |          |            |          |          |          |
| 12/4                                | KC   |            |           |            |             |          |            |          |          |          |
| 12/11                               | @LA  |            |           |            |             |          |            |          |          |          |
| 12/18                               | SF   |            |           |            |             |          |            |          |          |          |
| 12/24                               | @CAR |            |           |            |             |          |            |          |          |          |
| 1/1                                 | NO   |            |           |            |             |          |            |          |          |          |
| <b>TOTALS</b>                       |      | <b>7</b>   | <b>5</b>  | <b>0.0</b> | <b>0.0</b>  | <b>0</b> | <b>0</b>   | <b>0</b> | <b>0</b> | <b>1</b> |
| <b>CAREER</b>                       |      | <b>110</b> | <b>79</b> | <b>9.0</b> | <b>66.5</b> | <b>2</b> | <b>22t</b> | <b>4</b> | <b>1</b> | <b>6</b> |

# 80

## LEVINE TOILOLO

**TIGHT END**  
**STANFORD**  
(5TH YEAR WITH FALCONS)



**HEIGHT:**  
**6'8"**

**WEIGHT:**  
**265**

**BIRTHDATE:**  
**7/30/91**

**NFL EXP:**  
**5 YRS**

**ACQUIRED:**  
**D4b-'13**

### TRANSACTIONS

- » Selected as the second of two fourth round (133rd overall) draft choices by Atlanta in 2013.

### 2017 (FALCONS)

- » Has played in all seven games with five starts while catching five passes for 41 yards.

### 2016 (FALCONS)

- » Played in all 16 games with 11 starts this season, totaling 13 receptions for 264 yards, including two touchdowns.
- » Enjoyed the best game of his career at Seattle (10/16), catching three passes for 69 yards. Pulled in a career long 46-yard touchdown pass from QB Matt Ryan for his fifth career score and his first since 2014.

### CAREER

- » In five seasons with the Falcons, has played in 71 games with 50 starts while totaling 67 receptions for 642 yards and six touchdowns.
- » Played in all 16 games, including 15 start, posting seven receptions for 44 yards. Helped block for an offense that ranked seventh in the NFL averaging 374.1 yards per game.
- » Played and started all 16 games in 2014. Caught 31 passes for 238 yards and two touchdowns.
- » Saw action in all 16 games with three starts. Caught 11 passes for 55 yards with two touchdowns in his rookie season in 2013.

### COLLEGE

- » Caught 50 passes for 763 yards (15.3 yards per catch) with 10 touchdowns in 31 career games at Stanford.
- » Was an offensive mainstay as both a receiver and a blocker, earning All-Pac-12 honorable mention honors and the Cardinal's T.E.A.M. Technician Award for technique, effort, attitude and mental discipline after catching 24

### 2017 GAME-BY-GAME STATISTICS

| DATE          | OPP   | RECEIVING |            |            |              | RUSHING  |          |            |            |
|---------------|-------|-----------|------------|------------|--------------|----------|----------|------------|------------|
|               |       | REC       | YDS        | AVG        | LG TD        | RUSH     | YDS      | AVG        | LG TD      |
| 9/10          | @ CHI | 0         | 0          | 0.0        | 0 0          | 0        | 0        | 0.0        | 0 0        |
| 9/17          | GB    | 0         | 0          | 0.0        | 0 0          | 0        | 0        | 0.0        | 0 0        |
| 9/24          | @ DET | 0         | 0          | 0.0        | 0 0          | 0        | 0        | 0.0        | 0 0        |
| 10/1          | BUF   | 3         | 21         | 7.0        | 9 0          | 0        | 0        | 0.0        | 0 0        |
| 10/15         | MIA   | 0         | 0          | 0.0        | 0 0          | 0        | 0        | 0.0        | 0 0        |
| 10/22@        | NE    | 0         | 0          | 0.0        | 0 0          | 0        | 0        | 0.0        | 0 0        |
| 10/29@        | NYJ   | 2         | 20         | 10.0       | 15 0         | 0        | 0        | 0.0        | 0 0        |
| 11/5          | @ CAR | -         | -          | -.-        | - -          | -        | -        | -.-        | - -        |
| 11/12         | DAL   | -         | -          | -.-        | - -          | -        | -        | -.-        | - -        |
| 11/20@        | SEA   | -         | -          | -.-        | - -          | -        | -        | -.-        | - -        |
| 11/26         | TB    | -         | -          | -.-        | - -          | -        | -        | -.-        | - -        |
| 12/3          | MIN   | -         | -          | -.-        | - -          | -        | -        | -.-        | - -        |
| 12/7          | NO    | -         | -          | -.-        | - -          | -        | -        | -.-        | - -        |
| 12/18@        | TB    | -         | -          | -.-        | - -          | -        | -        | -.-        | - -        |
| 12/24@        | NO    | -         | -          | -.-        | - -          | -        | -        | -.-        | - -        |
| 12/31         | CAR   | -         | -          | -.-        | - -          | -        | -        | -.-        | - -        |
| <b>TOTALS</b> |       | <b>5</b>  | <b>41</b>  | <b>8.2</b> | <b>15 0</b>  | <b>0</b> | <b>0</b> | <b>0.0</b> | <b>0 0</b> |
| <b>CAREER</b> |       | <b>67</b> | <b>642</b> | <b>9.6</b> | <b>46t 6</b> | <b>0</b> | <b>0</b> | <b>0.0</b> | <b>0 0</b> |

passes for 393 yards (16.4 yards per catch) with four touchdowns as a senior in 2012.

- » Earned honorable mention all-conference honors as a junior after pulling down 25 receptions for 343 yards and a career-high six touchdowns in 2011.
- » In 2012, Led all Stanford receivers with 16.4 yards per catch average and scored four touchdowns on five receptions inside the red zone.

### PERSONAL

- » Attended Helix Charter High School in La Mesa, California, where he was labeled a four-star recruit by both Rivals and Scout.com.
- » Earned PrepStar All-America honors, was named a first team all-state Division II and all-CIF San Diego Section pick, earned first team All-Grossmont League honors as a tight end and defensive end as well as first team honors from the San Diego Union-Tribune, San Diego Hall of Champions and MaxPreps.com.
- » Selected as a Scholar Leader-Athlete for the 2008-09 academic year by the National Football Foundation and College Football Hall of Fame



- » Attended San Diego's H-Town Christian Academy for two years before transferring to Helix HS...also lettered in basketball.
- » Parents are Raymond and Trina Young-Toilolo... one of four children...sister Chasity was a track athlete at the University of Utah.
- » Has three uncles, Dan Saleaumua, Edwin Mulitalo and Joe Salave'a who played in the NFL.

| <b>TOILOLO'S CAREER STATISTICS</b> |              |           |            |            |            |          |          |          |            |          |          |  |
|------------------------------------|--------------|-----------|------------|------------|------------|----------|----------|----------|------------|----------|----------|--|
|                                    |              | RECEIVING |            |            |            |          |          | RUSHING  |            |          |          |  |
| YEAR                               | GP/GS        | REC       | YDS        | AVG        | LG         | TD       | ATT      | YDS      | AVG        | LG       | TD       |  |
| 2013                               | ATL 15/3     | 11        | 55         | 5.0        | 12         | 2        | 0        | 0        | 0.0        | 0        | 0        |  |
| 2014                               | ATL 16/16    | 31        | 238        | 7.7        | 20         | 2        | 0        | 0        | 0.0        | 0        | 0        |  |
| 2015                               | ATL 16/15    | 7         | 44         | 6.3        | 11         | 0        | 0        | 0        | 0.0        | 0        | 0        |  |
| 2016                               | ATL 16/11    | 13        | 264        | 20.3       | 46t        | 2        | 0        | 0        | 0.0        | 0        | 0        |  |
| 2017                               | ATL 7/5      | 5         | 41         | 8.2        | 15         | 0        | 0        | 0        | 0.0        | 0        | 0        |  |
| <b>TOTALS</b>                      | <b>71/50</b> | <b>67</b> | <b>642</b> | <b>9.6</b> | <b>46t</b> | <b>6</b> | <b>0</b> | <b>0</b> | <b>0.0</b> | <b>0</b> | <b>0</b> |  |

| <b>2014 GAME-BY-GAME STATISTICS</b> |       |           |            |            |           |          |          |          |            |          |          |  |
|-------------------------------------|-------|-----------|------------|------------|-----------|----------|----------|----------|------------|----------|----------|--|
|                                     |       | RECEIVING |            |            |           |          | RUSHING  |          |            |          |          |  |
| DATE                                | OPP   | REC       | YDS        | AVG        | LG        | TD       | RUSH     | YDS      | AVG        | LG       | TD       |  |
| 9/7                                 | NO    | 3         | 19         | 6.3        | 12        | 1        | 0        | 0        | 0.0        | 0        | 0        |  |
| 9/14                                | @ CIN | 2         | 13         | 6.5        | 10        | 0        | 0        | 0        | 0.0        | 0        | 0        |  |
| 9/18                                | TB    | 2         | 25         | 12.5       | 13        | 0        | 0        | 0        | 0.0        | 0        | 0        |  |
| 9/28                                | @ MIN | 1         | 12         | 12         | 12        | 0        | 0        | 0        | 0.0        | 0        | 0        |  |
| 10/5                                | @ NYG | 0         | 0          | 0          | 0         | 0        | 0        | 0        | 0.0        | 0        | 0        |  |
| 10/12                               | CHI   | 3         | 34         | 11.3       | 15        | 0        | 0        | 0        | 0.0        | 0        | 0        |  |
| 10/19                               | @ BAL | 2         | 20         | 10.0       | 17        | 0        | 0        | 0        | 0.0        | 0        | 0        |  |
| 10/26                               | DET   | 2         | 26         | 13.0       | 15        | 0        | 0        | 0        | 0.0        | 0        | 0        |  |
| 11/9                                | @ TB  | 0         | 0          | 0.0        | 0         | 0        | 0        | 0        | 0.0        | 0        | 0        |  |
| 11/16                               | @ CAR | 2         | 23         | 11.5       | 20        | 0        | 0        | 0        | 0.0        | 0        | 0        |  |
| 11/23                               | CLE   | 2         | 17         | 8.5        | 9         | 0        | 0        | 0        | 0.0        | 0        | 0        |  |
| 11/30                               | ARI   | 4         | 15         | 3.8        | 8         | 1        | 0        | 0        | 0.0        | 0        | 0        |  |
| 12/8                                | @ GB  | 1         | -1         | -1.0       | -1        | 0        | 0        | 0        | 0.0        | 0        | 0        |  |
| 12/14                               | PIT   | 1         | 4          | 4.0        | 4         | 0        | 0        | 0        | 0.0        | 0        | 0        |  |
| 12/21                               | @ NO  | 4         | 17         | 4.3        | 8         | 0        | 0        | 0        | 0.0        | 0        | 0        |  |
| 12/28                               | CAR   | 2         | 14         | 7.0        | 11        | -        | 0        | 0        | 0.0        | 0        | 0        |  |
| <b>TOTALS</b>                       |       | <b>31</b> | <b>238</b> | <b>7.7</b> | <b>20</b> | <b>2</b> | <b>0</b> | <b>0</b> | <b>0.0</b> | <b>0</b> | <b>0</b> |  |
| <b>CAREER</b>                       |       | <b>42</b> | <b>293</b> | <b>6.9</b> | <b>20</b> | <b>4</b> | <b>0</b> | <b>0</b> | <b>0.0</b> | <b>0</b> | <b>0</b> |  |

| <b>2013 GAME-BY-GAME STATISTICS</b> |       |           |           |            |           |          |          |          |            |          |          |  |
|-------------------------------------|-------|-----------|-----------|------------|-----------|----------|----------|----------|------------|----------|----------|--|
|                                     |       | RECEIVING |           |            |           |          | RUSHING  |          |            |          |          |  |
| DATE                                | OPP   | REC       | YDS       | AVG        | LG        | TD       | RUSH     | YDS      | AVG        | LG       | TD       |  |
| 9/8                                 | @ NO  | 0         | 0         | 0.0        | 0         | 0        | 0        | 0        | 0.0        | 0        | 0        |  |
| 9/15                                | STL   | 1         | 4         | 4.0        | 4         | 0        | 0        | 0        | 0.0        | 0        | 0        |  |
| 9/22                                | @ MIA | 1         | 2         | 2.0        | 2         | 1        | 0        | 0        | 0.0        | 0        | 0        |  |
| 9/29                                | NE    | 1         | 4         | 4.0        | 4         | 0        | 0        | 0        | 0.0        | 0        | 0        |  |
| 10/7                                | NYJ   | 2         | 15        | 7.5        | 12        | 1        | 0        | 0        | 0.0        | 0        | 0        |  |
| 10/20                               | TB    | 0         | 0         | 0.0        | 0         | 0        | 0        | 0        | 0.0        | 0        | 0        |  |
| 10/27                               | @ ARZ | 3         | 6         | 2.0        | 7         | 0        | 0        | 0        | 0.0        | 0        | 0        |  |
| 11/3                                | @ CAR | 0         | 0         | 0.0        | 0         | 0        | 0        | 0        | 0.0        | 0        | 0        |  |
| 11/10                               | SEA   | 0         | 0         | 0.0        | 0         | 0        | 0        | 0        | 0.0        | 0        | 0        |  |
| 11/17                               | @ TB  | 1         | 6         | 6.0        | 6         | 0        | 0        | 0        | 0.0        | 0        | 0        |  |
| 11/21                               | NO    | 1         | 6         | 6.0        | 6         | 0        | 0        | 0        | 0.0        | 0        | 0        |  |
| 12/1                                | @ BUF | 1         | 12        | 5.0        | 12        | 0        | 0        | 0        | 0.0        | 0        | 0        |  |
| 12/8                                | @ GB  | 0         | 0         | 0.0        | 0         | 0        | 0        | 0        | 0.0        | 0        | 0        |  |
| 12/15                               | WAS   | 0         | 0         | 0.0        | 0         | 0        | 0        | 0        | 0.0        | 0        | 0        |  |
| 12/23                               | @ SF  | 0         | 0         | 0.0        | 0         | 0        | 0        | 0        | 0.0        | 0        | 0        |  |
| 12/29                               | CAR   | -         | -         | -          | -         | -        | -        | -        | -          | -        | -        |  |
| <b>TOTALS</b>                       |       | <b>11</b> | <b>55</b> | <b>5.0</b> | <b>12</b> | <b>2</b> | <b>0</b> | <b>0</b> | <b>0.0</b> | <b>0</b> | <b>0</b> |  |
| <b>CAREER</b>                       |       | <b>11</b> | <b>55</b> | <b>5.0</b> | <b>12</b> | <b>2</b> | <b>0</b> | <b>0</b> | <b>0.0</b> | <b>0</b> | <b>0</b> |  |

**52****JORDAN TRIPP**  
**LINEBACKER**  
**MONTANA**  
*(1ST YEAR WITH FALCONS)***HEIGHT:**  
**6'4"****WEIGHT:**  
**236****BIRTHDATE:**  
**4/3/91****NFL EXP:**  
**4 YRS****ACQUIRED:**  
**FA '17****TRANSACTIONS**

- » Selected in the fifth round (171st overall) of the 2014 Draft by the Miami Dolphins.
- » Signed by the Jacksonville Jaguars on October 10, 2015.
- » Signed to the Seattle Seahawks practice squad on September 5, 2016.
- » Signed by the Green Bay Packers on December 14, 2016.
- » Signed by the Atlanta Falcons on September 5, 2017.
- » Placed on injured/reserve on October 31, 2017.

**2017 (FALCONS)**

- » Has seen action on special teams in three games this season.

**CAREER**

- » In 2016, Tripp saw action in nine games for the Seattle Seahawks and the Green Bay Packers.
- » In 2015, he played in 12 games with one start for the Jacksonville Jaguars. Last season, Tripp saw action in nine games for the Seattle Seahawks and the Green Bay Packers.
- » During his rookie season, he played in 13 games for the Dolphins.

**COLLEGE**

- » Played in 53 career games, tallying 335 total tackles, including 29.5 tackles for loss. Also recorded 11 sacks.

# 21

## DESMOND TRUFANT

**CORNERBACK**  
**WASHINGTON**  
(5TH YEAR WITH FALCONS)



**HEIGHT:**  
**6'0"**

**WEIGHT:**  
**190**

**BIRTHDATE:**  
**9/10/90**

**NFL EXP:**  
**5 YRS**

**ACQUIRED:**  
**D1-'13**

### TRANSACTIONS

- » Selected by the Atlanta Falcons in the first round (22nd overall) of the 2013 NFL Draft.

### 2017 (FALCONS)

- » Has logged 16 tackles (14 solo) with one interception, one fumble recovery, four passes defensed, one sack, one tackle for loss, and one touchdown in seven games this season.
- » Returned a fumble 15-yards for his second career touchdown in Atlanta's Week 2 win over Green Bay. Also intercepted QB Aaron Rodgers and added a pair of tackles.

### 2016 (FALCONS)

- » Started nine games, posting 30 tackles (25 solo) with one interception, 2.0 sacks, two forced fumbles, and three passes defensed before being placed on injured reserve.

### CAREER

- » In five seasons with the Falcons, has developed into a Pro Bowl cornerback. Has started all 64 games in which he has played, totaling 233 tackles (193 solo), eight interceptions, four forced fumbles, five fumble recoveries, 56 passes defensed, four sacks, and two touchdowns.
- » Named to his first Pro Bowl after notching 43 tackles (35 solo) with one interception, one sack, and 11 passes defensed while starting all 16 games in 2015. Scored his first career touchdown on a 24-yard fumble recovery in Week 4.
- » Started all 16 games in his second season. Recorded 67 total tackles (57 solo), three interceptions and lead the team in pass deflections with 18, which ranked him among the top 10 in the League.
- » Started all 16 games as a rookie and earned All-Rookie honors from the PFWA after notching 74 tackles (12 solo) with a club rookie record 17 passes defensed and two interceptions.

### 2017 GAME-BY-GAME STATISTICS

| DATE          | OPP  | TK         | SO         | SK         | YDS         | INT      | YDS       | FF       | FR       | PD        |
|---------------|------|------------|------------|------------|-------------|----------|-----------|----------|----------|-----------|
| 9/10          | @CHI | 4          | 4          | 0.0        | 0.0         | 0        | 0         | 0        | 0        | 0         |
| 9/17          | GB   | 2          | 2          | 0.0        | 0.0         | 1        | 0         | 0        | 1        | 1         |
| 9/24          | @DET | 2          | 2          | 0.0        | 0.0         | 0        | 0         | 0        | 0        | 2         |
| 10/1          | BUF  | 0          | 0          | 0.0        | 0.0         | 0        | 0         | 0        | 0        | 1         |
| 10/15         | MIA  | 3          | 1          | 0.0        | 0.0         | 0        | 0         | 0        | 0        | 0         |
| 10/22         | @NE  | 3          | 3          | 0.0        | 0.0         | 0        | 0         | 0        | 0        | 0         |
| 10/29         | @NYJ | 2          | 2          | 1.0        | 7.0         | 0        | 0         | 0        | 0        | 0         |
| 11/5          | @CAR | -          | -          | --         | --          | -        | -         | -        | -        | -         |
| 11/12         | DAL  | -          | -          | --         | --          | -        | -         | -        | -        | -         |
| 11/20         | @SEA | -          | -          | --         | --          | -        | -         | -        | -        | -         |
| 11/26         | TB   | -          | -          | --         | --          | -        | -         | -        | -        | -         |
| 12/3          | MIN  | -          | -          | --         | --          | -        | -         | -        | -        | -         |
| 12/7          | NO   | -          | -          | --         | --          | -        | -         | -        | -        | -         |
| 12/18         | @TB  | -          | -          | --         | --          | -        | -         | -        | -        | -         |
| 12/24         | @NO  | -          | -          | --         | --          | -        | -         | -        | -        | -         |
| 12/31         | CAR  | -          | -          | --         | --          | -        | -         | -        | -        | -         |
| <b>TOTALS</b> |      | <b>16</b>  | <b>14</b>  | <b>1.0</b> | <b>7.0</b>  | <b>1</b> | <b>0</b>  | <b>0</b> | <b>1</b> | <b>4</b>  |
| <b>CAREER</b> |      | <b>233</b> | <b>193</b> | <b>4.0</b> | <b>33.0</b> | <b>8</b> | <b>28</b> | <b>4</b> | <b>5</b> | <b>56</b> |

- » Finished the year tied for 10th in the NFL and tied for second among all rookie cornerbacks in passes defensed.
- » According to Stats LLC., his 17 passes defensed in 2013 were the most by a Falcons rookie in a single season, surpassing Darnell Walker, who broke up 13 passes in 1993.
- » Named Defensive Rookie of the Year by Pro Football Focus.
- » According to Stats LLC., allowed just 48.3 of passes thrown his way to be completed (42 of 87). Among players with at least 87 defensive targets, his 48.3 completion percentage was tied for the eighth-best in the NFL and he was one of nine players to allow less than 50 percent of passes to be completed.

### COLLEGE

- » Started 47 of 50 career games at the University of Washington posting 195 tackles (151 solo) with a school record 39 passes defensed, 8.5 tackles for loss, and six interceptions.

- » Allowed just eight of 54 pass completions (14.8 percent) on balls thrown in his direction as the Huskies ranked 23rd in the nation in pass defense, allowing 197.3 passing yards per game.
- » As a senior, won both the Sports Radio 950 KJR Most Outstanding Defensive Player and the Guy Flaherty Award (the team's oldest and most prestigious honor).
- » As a team captain in 2012, earned second-team All-American honors from The NFL Draft Report and Fox Sports as well as first-team All-Pac 12 honors after recording 36 tackles (27 solo) with nine passes defended and one interception.
- » In 2011, was named All-Pac 12 Conference honorable mention and won the team's Don James Perseverance Award after starting all 13 games and posting a career-high 64 tackles (46 solo), a team-leading 16 passes defended, two interceptions, two forced fumbles and two fumble recoveries.
- » Earned All-Pac 10 Conference honorable mention as a sophomore in 2010 starting all 13 games and logging 48 tackles (34 solo) with four passes defended, one interception, and one fumble recovery.
- » Made an instant impact as a freshman as he was named to the Sporting News Freshman All-Pac 10 team and earn All-Pac 10 Conference honorable mention in 2009.
- » Spent three games as a reserve cornerback before taking over the starting role for the final nine games posting 47 tackles (44 solo), six passes defended, and two interceptions.

## PERSONAL

- » Attended Wilson High School (Tacoma, Wash.) where he was named a first-team all-state selection by the Seattle Times after recording 67 tackles on defense and 12 rushing touchdowns during his senior season.
- » As a junior, he posted 47 tackles and eight interceptions, along with four stops for loss, scoring five times while gaining 440 receiving yards and finding the end zone six more times on 36 carries for 360 yards.
- » Named a red chip prospect by the Seattle Times and a "Northwest Nugget" honorable mention by the Tacoma News-Tribune. Rated the sixth-best overall player in the state of Washington and the country's 56th-best cornerback by Rivals.com.
- » A standout long jumper and triple jumper at Wilson. Took second place in the Class 4A state track meet in the triple jump (46 feet, 5.75 inches) and placed 11th in the long jump (21 feet, 2.25 inches) as a junior in 2008. Also starred on the Rams basketball team.
- » His two older brothers Marcus and Isaiah also played in the NFL. Marcus was selected 11th overall by Seattle in the 2003 NFL Draft and spent 10 years with the Seahawks while Isaiah spent time in the AFL and UFL before breaking into the NFL as a practice squad player with the New York Jets and Philadelphia Eagles.
- » Son of Constance and Lloyd Trufant.

### TRUFANT'S CAREER STATISTICS

| YEAR         | GP/GS | TK           | SO         | AST        | SK        | YDS        | INT         | YDS      | LG        | TD       | PD        | FF       | FR       | YDS       | TD       |
|--------------|-------|--------------|------------|------------|-----------|------------|-------------|----------|-----------|----------|-----------|----------|----------|-----------|----------|
| 2013         | ATL   | 16/16        | 74         | 58         | 16        | 0.0        | 0.0         | 2        | 0         | 0        | 21        | 1        | 1        | 0         | 0        |
| 2014         | ATL   | 16/16        | 67         | 57         | 10        | 0.0        | 0.0         | 3        | 19        | 0        | 18        | 1        | 1        | 0         | 0        |
| 2015         | ATL   | 16/16        | 42         | 35         | 7         | 1.0        | 9.0         | 1        | 0         | 0        | 11        | 0        | 2        | 24        | 1        |
| 2016         | ATL   | 9/9          | 30         | 25         | 5         | 2.0        | 17.0        | 1        | 9         | 9        | 3         | 2        | 0        | 0         | 0        |
| 2017         | ATL   | 7/7          | 16         | 14         | 2         | 1.0        | 7.0         | 1        | 0         | 0        | 4         | 0        | 1        | 15        | 1        |
| <b>TOTAL</b> |       | <b>64/64</b> | <b>233</b> | <b>193</b> | <b>40</b> | <b>4.0</b> | <b>33.0</b> | <b>8</b> | <b>28</b> | <b>0</b> | <b>57</b> | <b>4</b> | <b>5</b> | <b>39</b> | <b>2</b> |

### TRUFANT'S BEST GAMES

| TACKLES             | SACKS                 | INTERCEPTIONS         | PASSES DEFENSED        |
|---------------------|-----------------------|-----------------------|------------------------|
| 7, Three Times      | 1, Four Times         | 1, Eight Times        | 3, Two Times           |
| Last @ TB (11/9/14) | Last @ NYJ (10/29/17) | Last vs. GB (9/17/17) | Last vs. Hou (10/4/15) |



Desmond Trufant was selected to his first Pro Bowl in 2015.

**2016 GAME-BY-GAME STATISTICS**

| DATE          | OPP  | TK         | SO         | SK         | YDS             | INT      | YDS       | FF       | FR       | PD        |
|---------------|------|------------|------------|------------|-----------------|----------|-----------|----------|----------|-----------|
| 9/11          | TB   | 5          | 5          | 0.0        | 0.0             | 1        | 9         | 0        | 0        | 1         |
| 9/18          | @OAK | 4          | 3          | 0.0        | 0.0             | 0        | 0         | 0        | 0        | 1         |
| 9/26          | @NO  | 3          | 3          | 1.0        | 8.0             | 0        | 0         | 0        | 0        | 0         |
| 10/2          | CAR  | 2          | 1          | 0.0        | 0.0             | 0        | 0         | 0        | 0        | 0         |
| 10/9          | @DEN | 3          | 2          | 0.0        | 0.0             | 0        | 0         | 0        | 0        | 0         |
| 10/16         | @SEA | 4          | 2          | 1.0        | 9.0             | 0        | 0         | 1        | 0        | 0         |
| 10/23         | SD   | 1          | 1          | 0.0        | 0.0             | 0        | 0         | 0        | 0        | 1         |
| 10/30         | GB   | 4          | 4          | 0.0        | 0.0             | 0        | 0         | 0        | 0        | 0         |
| 11/3          | @TB  | 4          | 4          | 0.0        | 0.0             | 0        | 0         | 1        | 0        | 0         |
| 11/23         | @PHI |            |            |            | INACTIVE        |          |           |          |          |           |
| 11/27         | ARI  |            |            |            | INACTIVE        |          |           |          |          |           |
| 12/4          | KC   |            |            |            | INJURED RESERVE |          |           |          |          |           |
| 12/11         | @LA  |            |            |            | INJURED RESERVE |          |           |          |          |           |
| 12/18         | SF   |            |            |            | INJURED RESERVE |          |           |          |          |           |
| 12/24         | @CAR |            |            |            | INJURED RESERVE |          |           |          |          |           |
| 1/1           | NO   |            |            |            | INJURED RESERVE |          |           |          |          |           |
| <b>TOTALS</b> |      | <b>30</b>  | <b>25</b>  | <b>2.0</b> | <b>17.0</b>     | <b>1</b> | <b>9</b>  | <b>2</b> | <b>0</b> | <b>3</b>  |
| <b>CAREER</b> |      | <b>213</b> | <b>175</b> | <b>3.0</b> | <b>26.0</b>     | <b>7</b> | <b>28</b> | <b>4</b> | <b>4</b> | <b>53</b> |

**2015 GAME-BY-GAME STATISTICS**

| DATE          | OPP  | TK         | SO         | SK         | YDS        | INT      | YDS       | FF       | FR       | PD        |
|---------------|------|------------|------------|------------|------------|----------|-----------|----------|----------|-----------|
| 9/14          | PHI  | 0          | 0          | 0.0        | 0.0        | 0        | 0         | 0        | 0        | 1         |
| 9/20          | @NYG | 3          | 1          | 0.0        | 0.0        | 0        | 0         | 0        | 0        | 0         |
| 9/27          | @DAL | 3          | 2          | 0.0        | 0.0        | 0        | 0         | 0        | 0        | 1         |
| 10/4          | HOU  | 2          | 2          | 0.0        | 0.0        | 0        | 0         | 0        | 0        | 3         |
| 10/11         | WAS  | 2          | 2          | 0.0        | 0.0        | 0        | 0         | 0        | 0        | 1         |
| 10/15         | @NO  | 1          | 1          | 0.0        | 0.0        | 0        | 0         | 0        | 0        | 0         |
| 10/25         | @TEN | 1          | 1          | 0.0        | 0.0        | 0        | 0         | 0        | 0        | 0         |
| 11/1          | TB   | 2          | 1          | 0.0        | 0.0        | 0        | 0         | 0        | 0        | 0         |
| 11/8          | @SF  | 4          | 3          | 0.0        | 0.0        | 0        | 0         | 0        | 0        | 1         |
| 11/22         | IND  | 4          | 4          | 1.0        | 9.0        | 0        | 0         | 0        | 0        | 2         |
| 11/29         | MIN  | 6          | 6          | 0.0        | 0.0        | 0        | 0         | 0        | 0        | 0         |
| 12/6          | @TB  | 4          | 2          | 0.0        | 0.0        | 1        | 0         | 0        | 0        | 1         |
| 12/13         | @CAR | 1          | 1          | 0.0        | 0.0        | 0        | 0         | 0        | 0        | 0         |
| 12/20         | @JAX | 3          | 3          | 0.0        | 0.0        | 0        | 0         | 0        | 0        | 0         |
| 12/27         | CAR  | 3          | 3          | 0.0        | 0.0        | 0        | 0         | 0        | 0        | 1         |
| 1/3           | NO   | 3          | 3          | 0.0        | 0.0        | 0        | 0         | 0        | 0        | 0         |
| <b>TOTALS</b> |      | <b>42</b>  | <b>35</b>  | <b>1.0</b> | <b>9.0</b> | <b>1</b> | <b>0</b>  | <b>0</b> | <b>0</b> | <b>11</b> |
| <b>CAREER</b> |      | <b>129</b> | <b>103</b> | <b>0.0</b> | <b>0.0</b> | <b>7</b> | <b>97</b> | <b>1</b> | <b>1</b> | <b>34</b> |

**2014 GAME-BY-GAME STATISTICS**

| DATE          | OPP  | TK         | SO         | SK         | YDS        | INT      | YDS       | FF       | FR       | PD        |
|---------------|------|------------|------------|------------|------------|----------|-----------|----------|----------|-----------|
| 9/7           | NO   | 3          | 2          | 0.0        | 0.0        | 0        | 0         | 0        | 0        | 2         |
| 9/14          | @CIN | 2          | 2          | 0.0        | 0.0        | 0        | 0         | 0        | 0        | 1         |
| 9/18          | TB   | 3          | 3          | 0.0        | 0.0        | 0        | 0         | 0        | 0        | 0         |
| 9/28          | @MIN | 4          | 4          | 0.0        | 0.0        | 0        | 0         | 0        | 0        | 0         |
| 10/5          | @NYG | 5          | 5          | 0.0        | 0.0        | 0        | 0         | 0        | 0        | 0         |
| 10/12         | CHI  | 4          | 4          | 0.0        | 0.0        | 0        | 0         | 0        | 0        | 1         |
| 10/19         | @BAL | 6          | 3          | 0.0        | 0.0        | 0        | 0         | 0        | 0        | 1         |
| 10/26         | DET  | 4          | 0          | 0.0        | 0.0        | 0        | 0         | 0        | 0        | 2         |
| 11/9          | @TB  | 7          | 6          | 0.0        | 0.0        | 0        | 0         | 0        | 0        | 1         |
| 11/16         | @CAR | 3          | 2          | 0.0        | 0.0        | 1        | 19        | 0        | 0        | 3         |
| 11/23         | CLE  | 3          | 3          | 0.0        | 0.0        | 1        | 0         | 0        | 0        | 2         |
| 11/30         | ARI  | 6          | 6          | 0.0        | 0.0        | 0        | 0         | 0        | 1        | 1         |
| 12/8          | @GB  | 5          | 5          | 0          | 0          | 0        | 0         | 0        | 0        | 1         |
| 12/14         | PIT  | 6          | 6          | 0.0        | 0.0        | 0        | 0         | 0        | 0        | 0         |
| 12/21         | @NO  | 5          | 5          | 0.0        | 0.0        | 1        | 0         | 0        | 0        | 2         |
| 12/28         | CAR  | 1          | 1          | 0.0        | 0.0        | 0        | 0         | 0        | 0        | 1         |
| <b>TOTALS</b> |      | <b>67</b>  | <b>57</b>  | <b>0</b>   | <b>0</b>   | <b>3</b> | <b>19</b> | <b>1</b> | <b>1</b> | <b>18</b> |
| <b>CAREER</b> |      | <b>141</b> | <b>115</b> | <b>0.0</b> | <b>0.0</b> | <b>4</b> | <b>19</b> | <b>2</b> | <b>2</b> | <b>39</b> |

**2013 GAME-BY-GAME STATISTICS**

| DATE          | OPP  | TK        | SO        | SK         | YDS        | INT      | YDS      | FF       | FR       | PD        |
|---------------|------|-----------|-----------|------------|------------|----------|----------|----------|----------|-----------|
| 9/8           | @NO  | 5         | 4         | 0.0        | 0.0        | 0        | 0        | 0        | 0        | 1         |
| 9/15          | STL  | 3         | 3         | 0.0        | 0.0        | 0        | 0        | 0        | 0        | 1         |
| 9/22          | @MIA | 6         | 1         | 0.0        | 0.0        | 0        | 0        | 0        | 0        | 1         |
| 9/29          | NE   | 6         | 4         | 0.0        | 0.0        | 0        | 0        | 0        | 0        | 1         |
| 10/7          | NYJ  | 3         | 3         | 0.0        | 0.0        | 0        | 0        | 0        | 0        | 1         |
| 10/20         | TB   | 7         | 6         | 0.0        | 0.0        | 0        | 0        | 1        | 0        | 3         |
| 10/27         | @ARZ | 4         | 4         | 0.0        | 0.0        | 0        | 0        | 0        | 0        | 1         |
| 11/3          | @CAR | 7         | 6         | 0.0        | 0.0        | 1        | 0.0      | 0        | 0        | 1         |
| 11/10         | SEA  | 6         | 5         | 0.0        | 0.0        | 0        | 0        | 0        | 0        | 2         |
| 11/17         | @TB  | 4         | 4         | 0.0        | 0.0        | 0        | 0        | 0        | 0        | 0         |
| 11/21         | NO   | 5         | 4         | 0.0        | 0.0        | 0        | 0        | 0        | 0        | 0         |
| 12/1          | @BUF | 1         | 1         | 0.0        | 0.0        | 0        | 0        | 0        | 0        | 1         |
| 12/8          | @GB  | 5         | 5         | 0.0        | 0.0        | 0        | 0        | 0        | 0        | 0         |
| 12/15         | WAS  | 6         | 4         | 0.0        | 0.0        | 1        | 0        | 0        | 0        | 3         |
| 12/23         | @SF  | 0         | 0         | 0.0        | 0.0        | 0        | 0        | 0        | 0        | 0         |
| 12/29         | CAR  | 6         | 4         | 0.0        | 0.0        | 0        | 0        | 0        | 1        | 2         |
| <b>TOTALS</b> |      | <b>74</b> | <b>58</b> | <b>0.0</b> | <b>0.0</b> | <b>1</b> | <b>0</b> | <b>1</b> | <b>1</b> | <b>21</b> |
| <b>CAREER</b> |      | <b>74</b> | <b>58</b> | <b>0.0</b> | <b>0.0</b> | <b>1</b> | <b>0</b> | <b>1</b> | <b>1</b> | <b>21</b> |

**91**

**COURTNEY UPSHAW**  
**DEFENSIVE TACKLE**  
**ALABAMA**  
*(2ND YEAR WITH FALCONS)*



**HEIGHT:** 6'2" | **WEIGHT:** 272 | **BIRTHDATE:** 12/13/89 | **NFL EXP:** 6 YRS | **ACQUIRED:** FA-'16

### TRANSACTIONS

- » Originally selected by the Ravens in the second round (35th overall) of the 2012 NFL Draft.
- » Signed by the Atlanta Falcons as a free agent on March 25, 2016.

### 2016 (FALCONS)

- » Played in 13 games with five starts, posting 23 tackles (14 solo), one sack, three quarterback hits, one tackle for loss, one forced fumble, one fumble recovery, and one pass defense.

### CAREER

- » Has seen action in 81 games with 56 starts and has recorded 200 total tackles (120 solo), 21 tackles for loss, seven passes defended, six sacks, six fumble recoveries, and four forced fumbles.
- » In 2015, totaled 51 tackles (27 solo), adding career highs in sacks (two), PD (two, tied), FFs (two) and FRs (three), for the NFL's eighth-ranked defense (337.4 ypg), which finished No. 2 overall (291.1 ypg) and No. 1 vs. the pass (183.3 ypg) over the season's final eight games.
- » Started and tied a career high with 6 tackles (4 solo) at Hou. (12/21/14).
- » Led all Ravens rookies with a career-high 55 tackles (34 solo), 1.5 sacks (-10 yards), 2 PD and 2 FRs while playing in all 16 games (nine starts) in his rookie year (2012).
- » Started his first-career game (recording a career-high 6 tackles, since tied) at Phi. (9/16/12).
- » Played in his first-career NFL game vs. Cin. (9/10/12).
- » Contributed 42 tackles (25 solo) and one PD for a defense that finished second in the league (tied with Philadelphia) with 49 sacks (Buffalo - 54) in 2014. The Ravens allowed the sixth-fewest points per game (18.9) in 2014.

### 2017 GAME-BY-GAME STATISTICS

| DATE          | OPP  | TK         | SO         | SK         | YDS         | INT      | YDS      | FF       | FR       | PD       |
|---------------|------|------------|------------|------------|-------------|----------|----------|----------|----------|----------|
| 9/10          | @CHI | 0          | 0          | 0.0        | 0.0         | 0        | 0        | 0        | 0        | 0        |
| 9/17          | GB   | 0          | 0          | 0.0        | 0.0         | 0        | 0        | 0        | 0        | 0        |
| 9/24          | @DET |            |            |            | INACTIVE    |          |          |          |          |          |
| 10/1          | BUF  |            |            |            | INACTIVE    |          |          |          |          |          |
| 10/15         | MIA  |            |            |            | INACTIVE    |          |          |          |          |          |
| 10/22         | @NE  | 0          | 0          | 0.0        | 0.0         | 0        | 0        | 0        | 0        | 0        |
| 10/29         | @NYJ | 0          | 0          | 0.0        | 0.0         | 0        | 0        | 0        | 0        | 0        |
| 11/5          | @CAR | -          | -          | --         | --          | -        | -        | -        | -        | -        |
| 11/12         | DAL  | -          | -          | --         | --          | -        | -        | -        | -        | -        |
| 11/20         | @SEA | -          | -          | --         | --          | -        | -        | -        | -        | -        |
| 11/26         | TB   | -          | -          | --         | --          | -        | -        | -        | -        | -        |
| 12/3          | MIN  | -          | -          | --         | --          | -        | -        | -        | -        | -        |
| 12/7          | NO   | -          | -          | --         | --          | -        | -        | -        | -        | -        |
| 12/18         | @TB  | -          | -          | --         | --          | -        | -        | -        | -        | -        |
| 12/24         | @NO  | -          | -          | --         | --          | -        | -        | -        | -        | -        |
| 12/31         | CAR  | -          | -          | --         | --          | -        | -        | -        | -        | -        |
| <b>TOTALS</b> |      | <b>0</b>   | <b>0</b>   | <b>0.0</b> | <b>0.0</b>  | <b>0</b> | <b>0</b> | <b>0</b> | <b>0</b> | <b>0</b> |
| <b>CAREER</b> |      | <b>320</b> | <b>200</b> | <b>6.0</b> | <b>43.0</b> | <b>0</b> | <b>0</b> | <b>3</b> | <b>6</b> | <b>7</b> |

- » Recorded 29 tackles (18 solo), two PD and 1.5 sacks (-13 yards) in 2013.
- » Led all Ravens rookies with a career-high 55 tackles (34 solo), 1.5 sacks (-10 yards), two PD and two FRs as a rookie in 2012. Also contributed five special teams stops in his first season.

### COLLEGE

- » Recorded 141 total tackles (88 solo), 17.5 sacks, 36.5 tackles for loss, six forced fumbles, five passes defended, three fumble recoveries, and two defensive touchdowns during his time with the Crimson Tide.
- » Won two national championships at Alabama, and was named the BCS National Championship MVP in 2012.
- » Earned first-team All-American honors by The NFL Draft Report, Football Writers Association, The Sporting News, CBSSports.com, Sports Illustrated and ESPN.com as a senior in 2011 and was a finalist for the Lombardi Award (nation's best LB or interior lineman) and the Butkus Award (nation's top LB)...Ranked third on the team, tying his career high with 52 tackles (37 solo), for National Champion Alabama.

- » Had a team-leading 9.5 sacks (-62 yards), which tied for fourth in the SEC and tied for 16th nationally, en route to earning several All-American and first-team All-Conference honors...Finished second in the SEC and 18th nationally with a team-high 18 TFL (-90 yards), ranking seventh on the school's single-season record list.
- » Registered 2 FFs, 1 PD and intercepted another for a 45-yard TD return...Helped the Crimson Tide lead the nation in rush defense (72.1 ypg), total defense (183.6 ypg) and scoring defense (8.2 ppg) on the way to the National Championship.
- » Earned MVP honors after leading the team with 7 tackles (6 solo) and 1 FF in the BCS National Championship game against LSU.
- » Established a career high with 52 tackles (32 solo), including 51 in the final 10 contests as a junior in 2010...Led the team with 14.5 TFL, including a team-high 7 sacks.
- » Saw action in all 14 games (one start) and recorded 15 tackles (7 solo), including 1 TFL, and 4 QB hurries on the season as a sophomore in 2009.
- » Played in 13 games and netted 22 tackles (12 solo), with 3 TFL, 1 QB pressure and 2 PD as a freshman.

- » Graduated with a degree in human development from Alabama.

## PERSONAL

- » Prepped at Eufaula (AL) HS where he started at DE and TE. Rivals.com regarded him as the nation's 12th-best OLB prospect and the ninth-best player in the state, placing a four-star rating on the senior...Earned Alabama Class 5A Lineman of the Year honors from the Alabama Sports Writers Association.
- » Was an ASWA Class 5A All-State selection after posting 150 tackles (95 solo), seven sacks, one INT, three FRs and four PD as a senior... Also caught 20 passes for 496 yards and three TDs...Was a consensus All-State pick as a junior, recording 96 tackles (61 solo) with 12 sacks and three INTs.
- » In 2013, served as a mentor at the Big Brothers Big Sisters of the Greater Chesapeake's MentorZing event...In 2014, Upshaw joined teammate DeAngelo Tyson in donating and distributing 500 books to students at Moravia Park Elementary School (Baltimore City) in an effort to encourage childhood literacy.
- » Visited patients to spread holiday cheer at the Johns Hopkins Children Center.

### UPSHAW'S CAREER STATISTICS

| YEAR         | GP/GS | TK           | SO         | AST        | SK        | YDS        | INT         | YDS      | LG       | TD       | PD       | FF       | FR       | YDS      | TD       |
|--------------|-------|--------------|------------|------------|-----------|------------|-------------|----------|----------|----------|----------|----------|----------|----------|----------|
| 2012         | BAL   | 16/9         | 55         | 34         | 21        | 1.5        | 10.0        | 0        | 0        | 0        | 1        | 0        | 2        | 5        | 0        |
| 2013         | BAL   | 16/13        | 29         | 18         | 11        | 1.5        | 13.0        | 0        | 0        | 0        | 2        | 0        | 0        | 0        | 0        |
| 2014         | BAL   | 16/14        | 42         | 25         | 17        | 0.0        | 0.0         | 0        | 0        | 0        | 1        | 0        | 0        | 0        | 0        |
| 2015         | BAL   | 16/15        | 51         | 29         | 22        | 2.0        | 13.0        | 0        | 0        | 0        | 2        | 2        | 3        | 0        | 0        |
| 2016         | ATL   | 13/5         | 23         | 14         | 9         | 1.0        | 7.0         | 0        | 0        | 0        | 1        | 1        | 1        | 0        | 0        |
| 2017         | ATL   | 4/0          | 0          | 0          | 0         | 0.0        | 0.0         | 0        | 0        | 0        | 0        | 0        | 0        | 0        | 0        |
| <b>TOTAL</b> |       | <b>81/56</b> | <b>200</b> | <b>120</b> | <b>80</b> | <b>6.0</b> | <b>43.0</b> | <b>0</b> | <b>0</b> | <b>0</b> | <b>7</b> | <b>3</b> | <b>6</b> | <b>5</b> | <b>0</b> |

# 28

## TERRON WARD

**RUNNING BACK**  
**OREGON STATE**  
(3RD YEAR WITH FALCONS)



**HEIGHT:**  
**5'7"**

**WEIGHT:**  
**201**

**BIRTHDATE:**  
**2/15/92**

**NFL EXP:**  
**3 YRS**

**ACQUIRED:**  
**CFA-'15**

### TRANSACTIONS

- » Signed by the Falcons as a college free agent on May 3, 2015.

### 2016 (FALCONS)

- » Played in five games, logging 31 carries for 151 yards (4.9 ypc) while also adding one reception for 11 yards.

### CAREER

- » Has seen action in 23 games, logging 60 carries for 246 yards (4.1 yards per carry) with one touchdown. Has also added 10 catches for 84 yards.
- » Played in 13 games as a reserve running back in 2015. Logged 95 yards on 29 carries (3.3 yards per carry) with one touchdown. Added nine receptions for 73 yards. Also provided solid pass protection, helping Matt Ryan throw for more than 4,000 yards.
- » Scored his first career touchdown on an eight-yard run against Houston (10/4). Finished the game with a game-high 72 yards on 19 carries and one score. Also added one reception for 18 yards.

### COLLEGE

- » Finished his career with the Beavers with 1,843 rushing yards and 22 rushing touchdowns. Also recorded 87 receptions for 664 receiving yards.

### 2017 GAME-BY-GAME STATISTICS

| DATE          | OPP   | RUSHING   |            |            |           |          | RECEIVING |           |            |           |          |
|---------------|-------|-----------|------------|------------|-----------|----------|-----------|-----------|------------|-----------|----------|
|               |       | RUSH      | YDS        | AVG        | LG        | TD       | REC       | YDS       | AVG        | LG        | TD       |
| 9/10          | @ CHI | 0         | 0          | 0.0        | 0         | 0        | 0         | 0         | 0.0        | 0         | 0        |
| 9/17          | GB    | 0         | 0          | 0.0        | 0         | 0        | 0         | 0         | 0.0        | 0         | 0        |
| 9/24          | @ DET | INACTIVE  |            |            |           |          |           |           |            |           |          |
| 10/1          | BUF   | INACTIVE  |            |            |           |          |           |           |            |           |          |
| 10/15         | MIA   | 0         | 0          | 0.0        | 0         | 0        | 0         | 0         | 0.0        | 0         | 0        |
| 10/22         | @ NE  | 0         | 0          | 0.0        | 0         | 0        | 0         | 0         | 0.0        | 0         | 0        |
| 10/29         | @ NYJ | 0         | 0          | 0.0        | 0         | 0        | 0         | 0         | 0.0        | 0         | 0        |
| 11/5          | @ CAR | -         | -          | -          | -         | -        | -         | -         | -          | -         | -        |
| 11/12         | DAL   | -         | -          | -          | -         | -        | -         | -         | -          | -         | -        |
| 11/20         | @ SEA | -         | -          | -          | -         | -        | -         | -         | -          | -         | -        |
| 11/26         | TB    | -         | -          | -          | -         | -        | -         | -         | -          | -         | -        |
| 12/3          | MIN   | -         | -          | -          | -         | -        | -         | -         | -          | -         | -        |
| 12/7          | NO    | -         | -          | -          | -         | -        | -         | -         | -          | -         | -        |
| 12/18         | @ TB  | -         | -          | -          | -         | -        | -         | -         | -          | -         | -        |
| 12/24         | @ NO  | -         | -          | -          | -         | -        | -         | -         | -          | -         | -        |
| 12/31         | CAR   | -         | -          | -          | -         | -        | -         | -         | -          | -         | -        |
| <b>TOTALS</b> |       | <b>0</b>  | <b>0</b>   | <b>0.0</b> | <b>0</b>  | <b>0</b> | <b>0</b>  | <b>0</b>  | <b>0.0</b> | <b>0</b>  | <b>0</b> |
| <b>CAREER</b> |       | <b>60</b> | <b>246</b> | <b>4.1</b> | <b>45</b> | <b>1</b> | <b>10</b> | <b>84</b> | <b>8.4</b> | <b>18</b> | <b>0</b> |

- » He was a key player on the Beavers' special team units as well.

### PERSONAL

- » Is a native Antioch, CA and attended De La Salle High School.
- » His brother T.J. Ward is a safety for the Denver Broncos.
- » He majored in new media communication.



**54****SEAN WEATHERSPOON**  
**LINEBACKER**  
**MISSOURI**  
(7TH YEAR WITH FALCONS)**HEIGHT:**  
**6'2"****WEIGHT:**  
**244****BIRTHDATE:**  
**12/29/87****NFL EXP:**  
**8 YRS****ACQUIRED:**  
**FA-'17**

### **TRANSACTIONS**

- » Selected as a first round (19th pick overall) draft choice by Atlanta in 2010.
- » Signed by the Arizona Cardinals on March 11, 2015.
- » Signed by the Atlanta Falcons on March 10, 2016.
- » Signed by the Atlanta Falcons on October 24, 2017.

### **2016 (FALCONS)**

- » Played in four games, posted 27 tackles (21 solo) with two tackles for loss before being placed on injured reserve.

### **CAREER**

- » Has played in 65 career games, including 44 starts while tallying 365 total tackles (266 solo) with eight sacks, 16 passes defended, two fumble recoveries, one forced fumble, and one interception return for a touchdown.
- » Played in 14 games, posting 11 tackles (nine solo) and helping the Cardinals advance to the NFC Championship game.
- » In four seasons with the Falcons from 2010-15, played in 47 games with 41 starts while posting 336 tackles (223 solo) with eight sacks, 16 passes defended, two fumble recoveries, one forced fumble, and one interception.
- » Played in seven games with seven starts in 2013. Tallied 43 total tackles (45 solo) with one tackle for loss, one interception, and three passes defended.
- » Scored his first career touchdown at Green Bay (12/8), returning an interception 71 yards for a score inside the final two minutes of the first half. The touchdown marked Atlanta's third defensive score of the season.

- » Weatherspoon's 71-yard interception-TD was the 11th interception returned at least 70 yards for a score in franchise history and was the longest since CB Asante Samuel returned an interception 79 yards for a touchdown against Oakland in 2013. Finished the game with seven tackles (four solo), one interception and one pass defended at Green Bay (12/8/13).
- » Claimed a leadership role on the Falcons defense in 2012, taking over play calling duties in his third NFL season. Posted 114 tackles (84 solo), finishing second on the team second behind fellow linebacker Stephen Nicholas.
- » Notched six tackles for loss, while adding three sacks, one interception, one forced fumble, one fumble recovery, and four passes defended in 2012.
- » Helped the Falcons post one of the League's top scoring defenses in 2012. Atlanta allowed 18.7 points per game, which was the fifth-best mark in League.
- » Had a breakout sophomore season in 2011, starting all 16 games at linebacker and posting career-highs with 127 tackles (86 solo) and 4.0 sacks. Also added one fumble recovery and eight passes defended.
- » Played in 11 games with six starts in his rookie season in 2010, missing five games due to injury, and contributed with 52 tackles (38 solo) and one sack.
- » Notched a career-high 10 tackles (eight solo) and his first career sack, dragging down Cardinals QB Derek Anderson in a win against Arizona (9/19/10).
- » Posted nine tackles (eight solo) in his NFL debut at Pittsburgh (9/12/10).

### **COLLEGE**

- » A standout linebacker at the University of Missouri where he started each of his final 41 games.

- » Recorded 413 career tackles (240 solo), 12.5 sacks, 43.5 tackles for loss, four interceptions (two returned for touchdowns), five forced fumbles, one fumble recovery and 17 passes defended.
- » Graduated as the third player in school history to lead the team in tackles three times in a career as his 413 stops rank third in school history and 10th on the Big 12 Conference all-time list.
- » As a senior, was voted team captain while earning Butkus Award finalist, Lombardi Award semifinalist and Lott Trophy quarterfinalist honors.
- » Named a first-team All-Big 12 selection from 2007-09 as he averaged 132 tackles per season over that time span.
- » His 155 tackles in 2008 rank second on the Tigers season-record list, while finishing fifth nationally that season.
- » Graduated ranking 13th on the school career chart with 12.5 sacks.
- » Was named a first-team all-district selection as a junior and was chosen as the Class 22-3A Defensive Newcomer of the Year as a sophomore.
- » Was an all-state selection in track and an all-district honoree in basketball.
- » Cousin of former WNBA star, Teresa Weather- spoon.
- » His full name is Franklin De'Sean Weather- spoon.
- » A native of Jasper, Texas.
- » In 2012, hosted a youth football camp at Flow- ery Branch High School for the local youth to participate. Weatherspoon was joined by sev- eral NFL players, including teammates Shann Schillinger, William Moore and Thomas De- Coud.
- » Participated in Fashion Funds the Cure, a fash- ion show to benefit the Rally Foundation, a local childhood cancer research foundation. Falcons players served as escorts and models with local children who have been afflicted with cancer.
- » In 2010, was a participant in the Atlanta Fal- cons Rookie Club sponsored by UnitedHealth- care of Georgia, this program gives the players the opportunity to take part in several chari- table events.

## **PERSONAL**

- » Attended Jasper High School and was named the Texas District 22-3A Player of the Year as a senior after recording 98 tackles, eight tackles for loss, four sacks and two interceptions.
- » Added second-team all-state honors while competing as a receiver. Finished with 27 catches for 428 yards and seven touchdowns.

**15****NICK WILLIAMS**  
**WIDE RECEIVER**  
**CONNECTICUT**  
(3RD YEAR WITH FALCONS)**HEIGHT:**  
**5'10"****WEIGHT:**  
**184****BIRTHDATE:**  
**11/23/90****NFL EXP:**  
**4 YRS****ACQUIRED:**  
**FA-'15**

### TRANSACTIONS

- » Originally signed as a college free agent by the Washington Redskins on May 2, 2013.
- » Signed by the Falcons as a free agent on February 24, 2015.

### 2017 (FALCONS)

- » Caught three passes for 30 yards against Buffalo in Week 3.

### 2016 (FALCONS)

- » Signed to the active roster on December 9, 2016.
- » Caught four passes for 49 yards in Atlanta's Week 14 win at Los Angeles (12/11).
- » Played in two games, catching five passes for 59 yards (11.8 yards per catch).

### CAREER

- » Has played in 21 games in three NFL seasons, catching 25 passes for 233 yards and two touchdowns.
- » Saw action in 14 games in 2015. Caught 17 passes for 159 yards (9.4 yards per catch) with two touchdowns in his first season in Atlanta.
- » Has played in 21 career games, five in Washington and 16 in Atlanta, catching 25 passes for 233 yards with two touchdowns.

### COLLEGE

- » Appeared in 42 games at UConn from 2009-12. Recorded 43 career receptions for 588 yards and two receiving touchdowns; 11 career rushing attempts for 43 yards and one rushing touchdown.
- » Amassed 2,045 yards on 79 career kick returns with two touchdowns, an average of 25.9 yards per return with a career long of 100 yards. Also had 52 punt returns for 470 yards with two touchdowns and a long of 80 yards.

### 2017 GAME-BY-GAME STATISTICS

| DATE          | OPP   | RECEIVING |            |             |           |          | RUSHING  |          |            |          |          |
|---------------|-------|-----------|------------|-------------|-----------|----------|----------|----------|------------|----------|----------|
|               |       | REC       | YDS        | AVG         | LG        | TD       | RUSH     | YDS      | AVG        | LG       | TD       |
| 9/10          | @ CHI | INACTIVE  |            |             |           |          |          |          |            |          |          |
| 9/17          | GB    | INACTIVE  |            |             |           |          |          |          |            |          |          |
| 9/24          | @ DET | INACTIVE  |            |             |           |          |          |          |            |          |          |
| 10/1          | BUF   | 3         | 30         | 10.0        | 14        | 0        | 0        | 0        | 0.0        | 0        | 0        |
| 10/15         | MIA   | INACTIVE  |            |             |           |          |          |          |            |          |          |
| 10/22         | @ NE  | INACTIVE  |            |             |           |          |          |          |            |          |          |
| 10/29         | @ NYJ | INACTIVE  |            |             |           |          |          |          |            |          |          |
| 11/5          | @ CAR | -         | -          | -           | -         | -        | -        | -        | -          | -        | -        |
| 11/12         | DAL   | -         | -          | -           | -         | -        | -        | -        | -          | -        | -        |
| 11/20         | @ SEA | -         | -          | -           | -         | -        | -        | -        | -          | -        | -        |
| 11/26         | TB    | -         | -          | -           | -         | -        | -        | -        | -          | -        | -        |
| 12/3          | MIN   | -         | -          | -           | -         | -        | -        | -        | -          | -        | -        |
| 12/7          | NO    | -         | -          | -           | -         | -        | -        | -        | -          | -        | -        |
| 12/18         | @ TB  | -         | -          | -           | -         | -        | -        | -        | -          | -        | -        |
| 12/24         | @ NO  | -         | -          | -           | -         | -        | -        | -        | -          | -        | -        |
| 12/31         | CAR   | -         | -          | -           | -         | -        | -        | -        | -          | -        | -        |
| <b>TOTALS</b> |       | <b>3</b>  | <b>30</b>  | <b>10.0</b> | <b>14</b> | <b>0</b> | <b>0</b> | <b>0</b> | <b>0.0</b> | <b>0</b> | <b>0</b> |
| <b>CAREER</b> |       | <b>28</b> | <b>263</b> | <b>9.4</b>  | <b>29</b> | <b>2</b> | <b>0</b> | <b>0</b> | <b>0.0</b> | <b>0</b> | <b>0</b> |

- » Holds the school record for career kickoff return yards (2,045) and ranks second in yards per return (25.9). He is the only player in UConn history with at least two kickoff returns and two punt returns for touchdowns in a career.
- » As a senior in 2012, earned second-team All-Big East honors after finishing with 253 punt return yards and two touchdowns. Had 334 receiving yards and one rushing touchdown.
- » In 2011, appeared in 12 games as the primary kickoff returner for UConn with 37 returns for 920 yards and an average of 24.9 yards per return.
- » In 2010, finished ranked first in the nation in kickoff returns with a single season record 35.29 yards per return, earning first-team All-Big East honors.
- » Was only the second player in school history to have two kickoff returns for a touchdown in a single season.
- » In 2009, appeared in seven games as a true freshman.

## **PERSONAL**

» Attended the Hun School in Princeton, NJ. As a senior in 2008, was named the Trenton Times Player of the Year. Earned all-conference honors on both offense and defense as a junior and

senior. As a sophomore, in 2006 earned all-conference honors on defense with 11 interceptions.

» Was an economics major at UConn.

**33****BLIDI WREH-WILSON**  
**CORNERBACK**  
**CONNECTICUT**  
(2ND YEAR WITH FALCONS)**HEIGHT:**  
**6'1"****WEIGHT:**  
**190****BIRTHDATE:**  
**12/5/89****NFL EXP:**  
**4 YRS****ACQUIRED:**  
**FA-'16****TRANSACTIONS**

- » Signed by the Tennessee Titans in the third round (70th overall) of the 2013 NFL Draft.
- » Signed by the Atlanta Falcons on November 29, 2016.

**2017 (FALCONS)**

- » Saw action on defense and special teams in a Week 3 win at Detroit.

**2016 (FALCONS)**

- » Played in one game with the Falcons in 2016.

**CAREER**

- » In 2014, Wreh-Wilson started 11 games at cornerback and ranked second on the team with 10 passes defended. He notched 57 tackles, an interception and a quarterback pressure.
- » As a rookie in 2013, Wreh-Wilson played in 13 games in a reserve role and contributed nine tackles, one tackle for loss, one pass defended and one forced fumble. On special teams, he added five tackles and one forced fumble.
- » As a senior at Connecticut, Wreh-Wilson started 11 games and was named the team's Most Valuable Player after contributing 47 tackles and an interception.

**COLLEGE**

- » In four seasons at the University of Connecticut, Wreh-Wilson played in 46 games with 39 starts. He posted 181 total tackles, a half sack, three tackles for loss, eight interceptions, 27 passes defended and a fumble recovery. He returned two of his interceptions for touchdowns.

- » As a senior (2012), played in and started 11 games. Totaled 47 tackles, an interception and nine passes defended. Honored as the team's Most Valuable Player and named second-team All-Big East.
- » As a junior (2011), played in eight contests with seven starts and contributed 37 tackles, a half sack, two tackles for loss and two interceptions. Missed five games after suffering a knee injury in the Buffalo game (Sept. 24) and returned for the final three contests.
- » As a sophomore (2010), started all 13 games (career high) for the Huskies at cornerback and had four interceptions, including two he returned for touchdowns. Added 57 tackles, a tackle for loss, five passes defended and a 24-yard fumble return.
- » As a redshirt freshman (2009), played in all 13 games with nine starts, including starts in the final seven games of the season. Posted 40 tackles, one interception and six passes defended.
- » Redshirted in 2008.
- » Graduated in December 2012 with a double major in economics and agricultural resource economics.

**PERSONAL**

- » Single, splits time between Nashville and Edinboro, Pa.
- » Attended General McLane (Edinboro, Pa.) High School, where he was an honorable mention All-State pick as a senior—his only season playing high school football. Also named All-District and All-Region in 2007. Named to the Meadville Tribune's Dream Team.

- » As a senior running back for his high school team, averaged 11.2 yards on 37 carries (413 yards) with six touchdowns and added 18 receptions for 307 yards (17.1 avg.) and four touchdowns. As a cornerback, he registered 32 tackles with three interceptions and seven pass deflections. He also returned 14 kickoffs for 365 yards (26.1 avg.) with two scores and averaged 10.0 yards per punt return.
- » Also participated on the soccer, basketball and track teams in high school.
- » Born Blidi Bertrand Wreh-Wilson on Dec. 5, 1989 in Malden, Mass.



**ATLANTA FALCONS**  
**ROOKIES**

**98****TAKKARIST MCKINLEY**  
**DEFENSIVE END**  
**UCLA****HEIGHT:**  
**6"4'****WEIGHT:**  
**230****BIRTHDATE:**  
**11/22/95****NFL EXP:**  
**R****ACQUIRED:**  
**D1-'17**

### TRANSACTIONS

- » Selected by the Falcons in the first round (26th overall) of the 2017 NFL Draft.

### 2017 (FALCONS)

- » Has collared seven tackles (six solo) with five quarterback hits, four tackles for loss, two sacks, one forced fumble, and one pass defense in four games.
- » Made his first start and dropped QB Matthew Stafford for his first career sack in a Week 3 win at Detroit.

### COLLEGE

- » Played in 34 games over three seasons at UCLA, totaling 102 tackles (80 solo) with 29 tackles for loss, 17 sacks, 10 passes defended, six forced fumbles, and one fumble recovery.
- » Earned first-team All Pac-12 honors in 2016, finishing the season with 10 sacks which ranked third in the Pac-12 and his 18 tackles for loss ranked second in the conference.
- » Appeared in 13 games and made 12 starts along the defensive line in 2015. Finished the year tied for 10th on the team in tackles (35), third on the team with 7.5 tackles for loss and 4.0 sacks.
- » Entered UCLA in the fall quarter of 2014, after transferring from Contra Costa College. Saw action in 10 games, with one start, credited with six tackles, 3.5 for loss and 2.5 sacks.
- » Attended Contra Costa College and played one season of football. Was named first-team all-league after totaling 33 tackles, 18 for loss, and 10 sacks.

### 2017 GAME-BY-GAME STATISTICS

| DATE          | OPP  | TK       | SO       | SK         | YDS         | INT      | YDS      | FF       | FR       | PD       |
|---------------|------|----------|----------|------------|-------------|----------|----------|----------|----------|----------|
| 9/10          | @CHI | 2        | 1        | 0.0        | 0.0         | 0        | 0        | 0        | 0        | 0        |
| 9/17          | GB   | 0        | 0        | 0.0        | 0.0         | 0        | 0        | 0        | 0        | 0        |
| 9/24          | @DET | 2        | 2        | 1.0        | 3.0         | 0        | 0        | 0        | 0        | 1        |
| 10/1          | BUF  | 0        | 0        | 0.0        | 0.0         | 0        | 0        | 0        | 0        | 0        |
| 10/15         | MIA  | 1        | 1        | 0.0        | 0.0         | 0        | 0        | 0        | 0        | 0        |
| 10/22         | @NE  | 0        | 0        | 0.0        | 0.0         | 0        | 0        | 0        | 0        | 0        |
| 10/29         | @NYJ | 2        | 2        | 1.0        | 7.0         | 0        | 0        | 1        | 0        | 0        |
| 11/5          | @CAR | -        | -        | --         | --          | -        | -        | -        | -        | -        |
| 11/12         | DAL  | -        | -        | --         | --          | -        | -        | -        | -        | -        |
| 11/20         | @SEA | -        | -        | --         | --          | -        | -        | -        | -        | -        |
| 11/26         | TB   | -        | -        | --         | --          | -        | -        | -        | -        | -        |
| 12/3          | MIN  | -        | -        | --         | --          | -        | -        | -        | -        | -        |
| 12/7          | NO   | -        | -        | --         | --          | -        | -        | -        | -        | -        |
| 12/18         | @TB  | -        | -        | --         | --          | -        | -        | -        | -        | -        |
| 12/24         | @NO  | -        | -        | --         | --          | -        | -        | -        | -        | -        |
| 12/31         | CAR  | -        | -        | --         | --          | -        | -        | -        | -        | -        |
| <b>TOTALS</b> |      | <b>7</b> | <b>6</b> | <b>2.0</b> | <b>10.0</b> | <b>0</b> | <b>0</b> | <b>1</b> | <b>0</b> | <b>1</b> |
| <b>CAREER</b> |      | <b>7</b> | <b>6</b> | <b>2.0</b> | <b>10.0</b> | <b>0</b> | <b>0</b> | <b>1</b> | <b>0</b> | <b>0</b> |

### PERSONAL

- » Played football for coach Mack Cariminer at Kennedy High School in Richmond, California. Credited with 60 tackles in his senior season and 11 sacks. Totaled 15 sacks among his 50 tackles as a junior. Was also a standout on the track, making it to the state meet in the 100 and 200 meter events in his junior and senior seasons.
- » Full Name: Takkarist Jaune McKinley...Parents: Sylvester and Peggy Wiggins...Born in Oakland, California...Has one brother Sylvester III and a sister, Marie...Ran a 10.58 100 meters in his first year running on the track...Hobbies include running...Afro-American Studies major.



### **MCKINLEY'S COLLEGE STATISTICS**

| YEAR         | GP/GS       | TK         | SO        | AST       | SK          | YDS          | INT      | YDS      | LG       | TD       | PD        | FF       | FR       | YDS      | TD       |
|--------------|-------------|------------|-----------|-----------|-------------|--------------|----------|----------|----------|----------|-----------|----------|----------|----------|----------|
| 2014 UCLA    | 10/-        | 6          | 3         | 3         | 2.5         | 26.0         | 0        | 0        | 0        | 0        | 0         | 1        | 0        | 0        | 0        |
| 2015 UCLA    | 13/-        | 35         | 28        | 7         | 4.5         | 38.0         | 0        | 0        | 0        | 0        | 4         | 2        | 0        | 0        | 0        |
| 2016 UCLA    | 11/-        | 61         | 49        | 12        | 10.0        | 54.0         | 0        | 0        | 0        | 0        | 6         | 3        | 1        | 0        | 0        |
| <b>TOTAL</b> | <b>34/-</b> | <b>102</b> | <b>80</b> | <b>22</b> | <b>17.0</b> | <b>118.0</b> | <b>0</b> | <b>0</b> | <b>0</b> | <b>0</b> | <b>10</b> | <b>6</b> | <b>1</b> | <b>0</b> | <b>0</b> |



The Falcons selected DE Takkari McKinley 26th overall in the 2017 NFL Draft.

# 42

## DUKE RILEY

LINEBACKER  
LSU



HEIGHT:  
**6"1'**

WEIGHT:  
**230**

BIRTHDATE:  
**8/9/94**

NFL EXP:  
**R**

ACQUIRED:  
**D3-'17**

### TRANSACTIONS

- » Selected by the Falcons in the third round (75th overall) of the 2017 NFL Draft.

### 2017 (FALCONS)

- » Made his NFL debut and first career start in Atlanta's season opening win at Chicago. Has tallied 19 tackles (eight solo) in six games this season.

### COLLEGE

- » Emerged as a defensive standout for the Tigers as a senior in 2016 after playing a significant role on special teams during his first three years with the program.
- » Played in 50 games with 13 starts during his career. Accumulated 144 tackles, 10.0 tackles for loss and 1.5 sacks while adding three quarterback hurries, one interception, and two fumble recoveries.
- » Was voted as LSU's most valuable player and was cited as one of three permanent defensive team captains for the Tigers in 2016.
- » Took over as a starter at outside linebacker for the Tigers as a senior in 2016 and quickly became one of the leaders on the LSU defense. Started all 12 games for the Tigers and finished with 93 tackles, 9.0 tackles for loss and 1.5 sacks. Led the Tigers in total tackles (93) and ranked second on team in solo tackles (40).
- » Key member of LSU defense that allowed an FBS best 16 touchdowns all season, just 1.33 a contest. LSU also ranked second in the SEC in scoring defense (15.8 points per game), rushing defense (117.2 yards per game) and total defense (293.0 yards per game) and third in the league in pass defense (197.2 yards per game).
- » Played in all 12 games as a junior, seeing time as a reserve linebacker and also on special teams units. Was one of the team's leading tacklers on special teams coverage and finished the year with 24 tackles.

### 2017 GAME-BY-GAME STATISTICS

| DATE          | OPP  | TK        | SO       | SK         | YDS        | INT      | YDS      | FF       | FR       | PD       |
|---------------|------|-----------|----------|------------|------------|----------|----------|----------|----------|----------|
| 9/10          | @CHI | 5         | 3        | 0.0        | 0.0        | 0        | 0        | 0        | 0        | 0        |
| 9/17          | GB   | 5         | 3        | 0.0        | 0.0        | 0        | 0        | 0        | 0        | 0        |
| 9/24          | @DET | 0         | 0        | 0.0        | 0.0        | 0        | 0        | 0        | 0        | 0        |
| 10/1          | BUF  | 2         | 0        | 0.0        | 0.0        | 0        | 0        | 0        | 0        | 0        |
| 10/15         | MIA  | 6         | 1        | 0.0        | 0.0        | 0        | 0        | 0        | 0        | 0        |
| 10/22         | @NE  | 1         | 1        | 0.0        | 0.0        | 0        | 0        | 0        | 0        | 0        |
| 10/29         | @NYJ | INACTIVE  |          |            |            |          |          |          |          |          |
| 11/5          | @CAR | -         | -        | --         | --         | -        | -        | -        | -        | -        |
| 11/12         | DAL  | -         | -        | --         | --         | -        | -        | -        | -        | -        |
| 11/20         | @SEA | -         | -        | --         | --         | -        | -        | -        | -        | -        |
| 11/26         | TB   | -         | -        | --         | --         | -        | -        | -        | -        | -        |
| 12/3          | MIN  | -         | -        | --         | --         | -        | -        | -        | -        | -        |
| 12/7          | NO   | -         | -        | --         | --         | -        | -        | -        | -        | -        |
| 12/18         | @TB  | -         | -        | --         | --         | -        | -        | -        | -        | -        |
| 12/24         | @NO  | -         | -        | --         | --         | -        | -        | -        | -        | -        |
| 12/31         | CAR  | -         | -        | --         | --         | -        | -        | -        | -        | -        |
| <b>TOTALS</b> |      | <b>19</b> | <b>8</b> | <b>0.0</b> | <b>0.0</b> | <b>0</b> | <b>0</b> | <b>0</b> | <b>0</b> | <b>0</b> |
| <b>CAREER</b> |      | <b>19</b> | <b>8</b> | <b>0.0</b> | <b>0.0</b> | <b>0</b> | <b>0</b> | <b>0</b> | <b>0</b> | <b>0</b> |

- » Saw action in all 13 games with one start as a sophomore and played in 13 games on special teams as a freshman in 2013.

### PERSONAL

- » Honored as the 2012 Most Outstanding Defensive Player in Class 2A by the Louisiana Sports Writers Association. Also named to the 2012 Class 2A All-State Team by LSWA after recording 124 tackles in his senior season.
- » Led John Curtis to the Class 2A State Championship in his junior and senior seasons. Racked up 10 total tackles and scored a touchdown on a 80-yard fumble recovery in the 2012 Class-2A State Championship Game.
- » Parents are Kesha Riley and Duke Bergham. Majoring in sport administration

### RILEY'S COLLEGE STATISTICS

| YEAR         | GP/GS | TK           | SO         | AST       | SK        | YDS        | INT       | YDS      | LG       | TD       | PD       | FF       | FR       | YDS      | TD       |
|--------------|-------|--------------|------------|-----------|-----------|------------|-----------|----------|----------|----------|----------|----------|----------|----------|----------|
| 2013         | LSU   | 13/0         | 7          | 1         | 6         | 0          | 0         | 0        | 0        | 0        | 0        | 0        | 0        | 0        | 0        |
| 2014         | LSU   | 13/1         | 20         | 6         | 14        | 0          | 0         | 0        | 0        | 0        | 0        | 0        | 1        | 0        | 0        |
| 2015         | LSU   | 12/0         | 24         | 12        | 12        | 0          | 0         | 0        | 0        | 0        | 0        | 0        | 0        | 0        | 0        |
| 2016         | LSU   | 12/12        | 93         | 40        | 53        | 1.5        | 14        | 1        | 3        | 3        | 0        | 1        | 0        | 1        | 0        |
| <b>TOTAL</b> |       | <b>50/13</b> | <b>144</b> | <b>59</b> | <b>85</b> | <b>1.5</b> | <b>14</b> | <b>1</b> | <b>3</b> | <b>3</b> | <b>0</b> | <b>1</b> | <b>0</b> | <b>2</b> | <b>0</b> |



Duke Riley led the LSU Tigers in tackles with 93 as a senior in 2016.

**64****SEAN HARLOW**  
**GUARD**  
**OREGON STATE****HEIGHT:**  
**6"4'****WEIGHT:**  
**284****BIRTHDATE:**  
**3/28/95****NFL EXP:**  
**R****ACQUIRED:**  
**D4-'17****TRANSACTIONS**

- » Selected by the Falcons in the fourth round (136th overall) of the 2017 NFL Draft.

**COLLEGE**

- » Started 37 career games, including 23 at left tackle and 14 at right tackle.
- » As a senior, served as a team captain and started final nine games of the season at left tackle. Helped the Beavers set the OSU single-season record with 5.2 yards per carry and was named second team All Pac-12
- » Was a preseason Pac-12 third team selection by *Phil Steele* as a junior.
- » Started all 12 games on the offensive line during his sophomore season. Started the final nine games of his freshman season.

**PERSONAL**

- » His father, Pat Harlow, was selected 11th overall by the New England Patriots in the 1991 NFL Draft. He played eight seasons with New England and Oakland.
- » Was an All-CIF, all-county and All-South Coast League selection as a junior and senior at San Clemente High School.

**27****DAMONTAE KAZEE**  
**DEFENSIVE BACK**  
**SAN DIEGO STATE****HEIGHT:**  
**5"11'****WEIGHT:**  
**190****BIRTHDATE:**  
**6/5/93****NFL EXP:**  
**R****ACQUIRED:**  
**D5a-'17****TRANSACTIONS**

- » Selected by the Falcons in the fifth round (149th overall) of the 2017 NFL Draft.

**2017 (FALCONS)**

- » Made his NFL debut in Atlanta's season opening win at Chicago. Started and led the team with nine tackles (four solo) and one forced fumble in Week 3 against Buffalo.

**COLLEGE**

- » Started the final 41 games of his career at right cornerback and is SDSU's all-time leader with 17 interceptions.
- » He finished his career ranked sixth with 30 PBUs, tied for sixth with six forced fumbles and seventh in interception yards (214).
- » The first player in program history to record six-or-more interceptions in consecutive seasons and a two-time Mountain West Defensive Player of the Year (2015 & 2016).
- » Earned his second straight Mountain West Defensive Player of the Year award after having 65 tackles (45 solo), three tackles for loss, seven interceptions for 156 yards and one touchdown during his senior season. Also added eight pass breakups and a quarterback hurry.
- » Was named the Mountain West Defensive Player of the Year by the league's coaches and media as a junior, the first SDSU player to be named the MW Defensive Player of the Year since Kirk Morrison won it in back-to-back seasons in 2003-04.
- » Recorded 75 tackles (team-high 58 solo), a team-best eight interceptions, 5.5 tackles for loss, seven pass breakups and two forced fumbles in 14 starts in 2015.
- » A second-team all-Mountain West selection as a sophomore. Started all 13 games for SDSU, making 58 tackles (40 solo), with a team-high

**2017 GAME-BY-GAME STATISTICS**

| DATE          | OPP  | TK       | SO       | SK         | YDS        | INT      | YDS      | FF       | FR       | PD       |
|---------------|------|----------|----------|------------|------------|----------|----------|----------|----------|----------|
| 9/10          | @CHI | 0        | 0        | 0.0        | 0.0        | 0        | 0        | 0        | 0        | 0        |
| 9/17          | GB   | 0        | 0        | 0.0        | 0.0        | 0        | 0        | 0        | 0        | 0        |
| 9/24          | @DET | 0        | 0        | 0.0        | 0.0        | 0        | 0        | 0        | 0        | 0        |
| 10/1          | BUF  | 9        | 4        | 0.0        | 0.0        | 0        | 0        | 1        | 0        | 0        |
| 10/15         | MIA  | 0        | 0        | 0.0        | 0.0        | 0        | 0        | 0        | 0        | 0        |
| 10/22         | @NE  | 0        | 0        | 0.0        | 0.0        | 0        | 0        | 0        | 0        | 0        |
| 10/29         | @NYJ | 0        | 0        | 0.0        | 0.0        | 0        | 0        | 0        | 0        | 0        |
| 11/5          | @CAR | -        | -        | --         | --         | -        | -        | -        | -        | -        |
| 11/12         | DAL  | -        | -        | --         | --         | -        | -        | -        | -        | -        |
| 11/20         | @SEA | -        | -        | --         | --         | -        | -        | -        | -        | -        |
| 11/26         | TB   | -        | -        | --         | --         | -        | -        | -        | -        | -        |
| 12/3          | MIN  | -        | -        | --         | --         | -        | -        | -        | -        | -        |
| 12/7          | NO   | -        | -        | --         | --         | -        | -        | -        | -        | -        |
| 12/18         | @TB  | -        | -        | --         | --         | -        | -        | -        | -        | -        |
| 12/24         | @NO  | -        | -        | --         | --         | -        | -        | -        | -        | -        |
| 12/31         | CAR  | -        | -        | --         | --         | -        | -        | -        | -        | -        |
| <b>TOTALS</b> |      | <b>9</b> | <b>4</b> | <b>0.0</b> | <b>0.0</b> | <b>0</b> | <b>0</b> | <b>1</b> | <b>0</b> | <b>0</b> |
| <b>CAREER</b> |      | <b>9</b> | <b>4</b> | <b>0.0</b> | <b>0.0</b> | <b>0</b> | <b>0</b> | <b>1</b> | <b>0</b> | <b>0</b> |

13 pass breakups, an interception, a fumble recovery, 4.0 TFL and two quarterback hurries.

- » Had 41 tackles (28 solo), four forced fumbles, 3.0 TFL, two pass breakups, an interception, a sack and a blocked kick as a redshirt freshman in 2013.

**PERSONAL**

- » Three-time all-CIF athlete who played both sides of the ball at Cajon High in San Bernardino, California. Helped the Cowboys to a 9-2 overall record as a senior in 2011, including a 6-1 mark in league play. Recorded 27 tackles, two interceptions and a forced fumble on defense during his senior year.
- » Lettered in football, basketball and track at Cajon.
- » Son of Latrease and Walter Kazee. Has three brothers and two sisters. Brother, Walter, was a four-year running back for the Aztecs from 2009-12.
- » Majoring in criminal justice.

### HAZEE'S COLLEGE STATISTICS

| YEAR         | GP/GS        | TK         | SO        | AST       | SK         | YDS        | INT       | YDS        | LG       | TD       | PD        | FF       | FR       | YDS      | TD       |
|--------------|--------------|------------|-----------|-----------|------------|------------|-----------|------------|----------|----------|-----------|----------|----------|----------|----------|
| 2013 SDSU    | 12/0         | 40         | 27        | 13        | 0.0        | 0.0        | 1         | 0          | 0        | 0        | 2         | 3        | 0        | 0        | 0        |
| 2014 SDSU    | 13/13        | 58         | 40        | 18        | 0.0        | 0.0        | 1         | 0          | 0        | 0        | 12        | 0        | 1        | 0        | 0        |
| 2015 SDSU    | 14/14        | 75         | 58        | 17        | 0.0        | 0.0        | 8         | 58         | -        | 1        | 7         | 2        | 0        | 0        | 0        |
| 2016 SDSU    | 14/14        | 67         | 46        | 21        | 0.0        | 0.0        | 7         | 156        | -        | 1        | 8         | 1        | 0        | 0        | 0        |
| <b>TOTAL</b> | <b>53/41</b> | <b>240</b> | <b>46</b> | <b>21</b> | <b>0.0</b> | <b>0.0</b> | <b>17</b> | <b>214</b> | <b>-</b> | <b>2</b> | <b>29</b> | <b>6</b> | <b>1</b> | <b>0</b> | <b>0</b> |



Damontrae Kazez picked off 17 passes in four years at SDSU.

**85****ERIC SAUBERT**  
**TIGHT END**  
**DRAKE**

|                               |                              |                                     |                             |                                    |
|-------------------------------|------------------------------|-------------------------------------|-----------------------------|------------------------------------|
| <b>HEIGHT:</b><br><b>6"4'</b> | <b>WEIGHT:</b><br><b>242</b> | <b>BIRTHDATE:</b><br><b>5/--/94</b> | <b>NFL EXP:</b><br><b>R</b> | <b>ACQUIRED:</b><br><b>D5c-'17</b> |
|-------------------------------|------------------------------|-------------------------------------|-----------------------------|------------------------------------|

**TRANSACTIONS**

- » Selected by the Falcons in the fifth round (174th overall) of the 2017 NFL Draft.

**2017 (FALCONS)**

- » Made his NFL debut in Atlanta's season opening win at Chicago.

**COLLEGE**

- » Earned his fourth All-PFL accolade of his career after being named first-team PFL. Ranked 19th in the nation 10 receiving touchdowns. Was second among tight ends with 70.5 receiving yards per game. Recorded 56 receptions for 776 receiving yards.
- » Named to FCS ADA All-America team, AP FCS All-America third-team selection, and third-team honoree for the STATS FCS All-America team. Earned All-PFL first team honors, led the team with 48 receptions. Also tallied 506 receiving yards and six touchdowns.

- » Earned honorable mention All-PFL honors after totaling 32 receptions for 348 yards and two touchdowns in 2014.
- » Named first team All-PFL and was second on the team in receiving with 47 catches for 549 yards. Scored two touchdowns and averaged 49.9 yards receiving per game.

**PERSONAL**

- » Two-year football letterwinner at Hoffman Estates. Earned a spot on the A-Honor Roll as well as an Outstanding Service Award from Hoffman Estates High School.
- » Son of Michael and Kimberly Saubert.

|   |            |  |          |               |
|---|------------|--|----------|---------------|
|  |            | <b>56</b> / <b>JERMAINE GRACE</b><br><b>LINEBACKER</b><br><b>MIAMI</b> |          |               |
| HEIGHT:   | WEIGHT:    | BIRTHDATE:   | NFL EXP: | ACQUIRED:     |
| <b>6'1"</b>   | <b>223</b> | <b>11/8/93</b>   | <b>R</b> | <b>FA-'17</b> |

**TRANSACTIONS**

- » Signed by the Atlanta Falcons as a college free agent following the 2017 NFL Draft.

**2017 (FALCONS)**

- » Made his NFL debut in Atlanta's season opening win at Chicago.

**COLLEGE**

- » Grace started his career as a special teams player in 2013 (eight tackles) and then was an oft-used back-up linebacker as a sophomore (60 tackles, 6.5 for loss, three sacks). He was the 'Canes top linebacker as a junior, racking up 79 tackles, six for loss, two sacks, and five pass break-ups.

**PERSONAL**

- » Attended Miramar HS in nearby Miami Gardens, Fla. Had more than 140 tackles, two interceptions, nine sacks and 20 tackles for losses in final season.



**41****QUINCY MAUGER**  
**SAFETY**  
**GEORGIA****HEIGHT:**  
**6'0"****WEIGHT:**  
**206****BIRTHDATE:**  
**3/4/95****NFL EXP:**  
**R****ACQUIRED:**  
**FA-'17****TRANSACTIONS**

- » Signed by the Atlanta Falcons as a college free agent following the 2017 NFL Draft.
- » Placed on injured reserve on September 2, 2017.

**COLLEGE**

- » Played four years at the University of Georgia where he totaled 187 tackles (129 solo) with seven interceptions, one half sack, 5.5 tackles for loss, 12 passes defensed, and one forced fumble.

**PERSONAL**

- » The Marietta native was an AJC Class AAAAA All-State selection at Kell High School. Played both safety and WR during his senior season, recording 46 total tackles and one interception, and 18 catches for 325 yards and one touchdown. Helped Kell to a 9-1 record and the Class AAAAA Region 7 Championship.



**ATLANTA FALCONS**  
**GAMEBOOK**

# National Football League Game Summary

NFL Copyright © 2017 by The National Football League. All rights reserved. This summary and play-by-play is for the express purpose of assisting media in their coverage of the game; any other use of this material is prohibited without the written permission of the National Football League. Updated: 10/30/2017

Date: Sunday, 10/29/2017

**Atlanta Falcons at New York Jets**  
at MetLife, East Rutherford, NJ

Start Time: 1:02 PM EDT

## Game Day Weather

Game Weather: Rain  
Played Outdoor on Turf: FieldTurf

Temp: 63° F (17.2° C) Humidity: 93%, Wind: East 5 mph  
Outdoor Weather: Rain,

## Officials

Referee: Wrolstad, Craig (4)  
Line Judge: Mapp, Julian (10)  
Back Judge: Dyer, Lee (27)

Umpire: Anderson, Barry (20)  
Field Judge: Zimmer, Steve (33)  
Replay Official: Nemmers, Larry (0)

Down Judge: Hittner, Mark (28)  
Side Judge: Lamberth, Jeff (21)

## Lineups

### Atlanta Falcons

### New York Jets

| Offense |              | Defense |            |
|---------|--------------|---------|------------|
| WR 11   | Ju.Jones     | DE 50   | B.Reed     |
| LT 70   | J.Matthews   | DT 92   | D.Poe      |
| LG 67   | A.Levitre    | DT 97   | G.Jarrett  |
| C 51    | A.Mack       | DE 90   | D.Shelby   |
| RG 71   | W.Schweitzer | LB 44   | V.Beasley  |
| RT 73   | R.Schraeder  | LB 45   | D.Jones    |
| TE 81   | A.Hooper     | LB 59   | D.Campbell |
| WR 12   | M.Sanu       | CB 23   | R.Alford   |
| QB 2    | M.Ryan       | CB 21   | D.Trufant  |
| RB 24   | D.Freeman    | S 37    | R.Allen    |
| TE 80   | L.Toilolo    | S 22    | K.Neal     |

| Offense |                    | Defense |             |
|---------|--------------------|---------|-------------|
| WR 11   | R.Anderson         | DL 92   | L.Williams  |
| LT 68   | K.Beachum          | DL 99   | S.McLendon  |
| LG 77   | J.Carpenter        | DL 96   | M.Wilkerson |
| C 76    | W.Johnson          | OLB 95  | J.Martin    |
| RG 67   | B.Winters          | ILB 58  | D.Lee       |
| RT 79   | B.Qvale            | ILB 56  | D.Davis     |
| TE 88   | A.Seferian-Jenkins | OLB 48  | J.Jenkins   |
| WR 10   | J.Kearse           | CB 27   | D.Roberts   |
| QB 15   | J.McCown           | CB 21   | M.Claiborne |
| TE 83   | E.Tomlinson        | SS 33   | Ja.Adams    |
| RB 29   | B.Powell           | FS 26   | M.Maye      |

## Substitutions

## Substitutions

K 3 M.Bryant, P 5 M.Bosher, WR 14 J.Hardy, WR 17 M.Hall, WR 18 T.Gabriel, WR 19 A.Roberts, S 20 S.Neasman, RB 26 T.Coleman, S 27 D.Kazee, RB 28 T.Ward, CB 29 C.Goodwin, CB 34 B.Poole, S 36 K.Ishmael, FB 40 D.Coleman, LS 47 J.Harris, LB 54 J.Grace, G 63 B.Garland, T 74 T.Sambrailo, NT 79 A.Rubin, TE 85 E.Saubert, DT 91 C.Upshaw, DE 98 T.McKinley, DE 99 A.Clayborn

P 4 L.Edwards, K 7 C.Catanzaro, WR 14 J.Kerley, WR 16 C.Hansen, RB 22 M.Forte, S 23 T.Brooks, RB 25 E.McGuire, DB 30 R.Nelson, CB 32 J.Burris, LS 42 T.Hennessy, FB 44 L.Thomas, S 45 R.Miles, LB 47 D.Bass, LB 50 F.Bishop, LB 51 J.Stanford, LB 54 B.Carter, G 70 D.Dozier, T 71 B.Ijalana, OL 78 J.Harrison, DL 94 K.Ealy, DL 97 E.Stinson, DL 98 M.Pennel

## Did Not Play

## Did Not Play

QB 8 M.Schaub

QB 9 B.Petty, TE 85 N.Sterling

## Not Active

## Not Active

WR 15 N.Williams, CB 33 B.Wreh-Wilson, LB 42 D.Riley, LB 52 J.Tripp, OLB 56 S.Weatherspoon, G 64 S.Harlow, T 68 A.Pasztor

QB 5 C.Hackenberg, WR 18 A.Stewart, CB 31 D.Jones, CB 41 B.Skrine, LB 57 O.Gwacham, T 72 B.Shell, TE 86 J.Leggett

## Field Goals (made ( ) & missed)

M.Bryant (23) (45) (37) (29)

C.Catanzaro 46WR (43) 48WR (46)

|          |                 | 1 | 2  | 3 | 4 | OT | Total |
|----------|-----------------|---|----|---|---|----|-------|
| VISITOR: | Atlanta Falcons | 7 | 6  | 3 | 9 | 0  | 25    |
| HOME:    | New York Jets   | 7 | 10 | 0 | 3 | 0  | 20    |

## Scoring Plays

| Team    | Qtr | Time  | Play Description (Extra Point) (Drive Info)                           | Visitor | Home |
|---------|-----|-------|---|---------|------|
| Jets    | 1   | 10:33 | E.Tomlinson 20 yd. pass from J.McCown (C.Catanzaro kick) (8-75, 4:27) | 0       | 7    |
| Falcons | 1   | 5:03  | A.Hooper 1 yd. pass from M.Ryan (M.Bryant kick) (7-64, 3:13)          | 7       | 7    |
| Jets    | 2   | 14:03 | C.Catanzaro 43 yd. Field Goal (4--5, 1:10)                            | 7       | 10   |
| Falcons | 2   | 8:06  | M.Bryant 23 yd. Field Goal (12-70, 5:57)                              | 10      | 10   |
| Jets    | 2   | 2:26  | R.Anderson 24 yd. pass from J.McCown (C.Catanzaro kick) (5-43, 2:37)  | 10      | 17   |
| Falcons | 2   | 0:00  | M.Bryant 45 yd. Field Goal (10-53, 2:26)                              | 13      | 17   |
| Falcons | 3   | 5:12  | M.Bryant 37 yd. Field Goal (5-61, 2:04)                               | 16      | 17   |
| Falcons | 4   | 12:22 | M.Sanu 8 yd. pass from M.Ryan (run failed) (4-62, 1:55)               | 22      | 17   |
| Jets    | 4   | 8:42  | C.Catanzaro 46 yd. Field Goal (7-52, 3:40)                            | 22      | 20   |

# National Football League Game Summary

NFL Copyright © 2017 by The National Football League. All rights reserved. This summary and play-by-play is for the express purpose of assisting media in their coverage of the game; any other use of this material is prohibited without the written permission of the National Football League. Updated: 10/30/2017

---

Falcons 4 5:19 M.Bryant 29 yd. Field Goal (4-2, 1:23)

25 20

Paid Attendance: 77,562

Time: 3:02

**Atlanta Falcons vs New York Jets**  
**10/29/2017 at MetLife**

# Final Individual Statistics

## Atlanta Falcons

## New York Jets

| <b>RUSHING</b> | <b>ATT</b> | <b>YDS</b> | <b>AVG</b> | <b>LG</b> | <b>TD</b> | <b>RUSHING</b> | <b>ATT</b> | <b>YDS</b> | <b>AVG</b> | <b>LG</b> | <b>TD</b> |
|----------------|------------|------------|------------|-----------|-----------|----------------|------------|------------|------------|-----------|-----------|
| T.Coleman      | 14         | 82         | 5.9        | 52        | 0         | B.Powell       | 14         | 33         | 2.4        | 12        | 0         |
| D.Freeman      | 12         | 41         | 3.4        | 7         | 0         | M.Forte        | 4          | 7          | 1.8        | 4         | 0         |
| M.Ryan         | 6          | 17         | 2.8        | 14        | 0         | E.McGuire      | 1          | 2          | 2.0        | 2         | 0         |
|                |            |            |            |           |           | R.Anderson     | 1          | 1          | 1.0        | 1         | 0         |
|                |            |            |            |           |           | L.Thomas       | 1          | 0          | 0.0        | 0         | 0         |
|                |            |            |            |           |           | J.McCown       | 1          | 0          | 0.0        | 0         | 0         |
| Total          | 32         | 140        | 4.4        | 52        | 0         | Total          | 22         | 43         | 2.0        | 12        | 0         |

| <b>PASSING</b> | <b>ATT</b> | <b>CMP</b> | <b>YDS</b> | <b>SK/YD</b> | <b>TD</b> | <b>LG</b> | <b>IN</b> | <b>RT</b> | <b>PASSING</b> | <b>ATT</b> | <b>CMP</b> | <b>YDS</b> | <b>SK/YD</b> | <b>TD</b> | <b>LG</b> | <b>IN</b> | <b>RT</b> |
|----------------|------------|------------|------------|--------------|-----------|-----------|-----------|-----------|----------------|------------|------------|------------|--------------|-----------|-----------|-----------|-----------|
| M.Ryan         | 29         | 18         | 254        | 1/8          | 2         | 53        | 0         | 113.3     | J.McCown       | 33         | 26         | 257        | 3/21         | 2         | 32        | 0         | 119.3     |
| Total          | 29         | 18         | 254        | 1/8          | 2         | 53        | 0         | 113.3     | Total          | 33         | 26         | 257        | 3/21         | 2         | 32        | 0         | 119.3     |

| <b>PASS RECEIVING</b> | <b>TAR</b> | <b>REC</b> | <b>YDS</b> | <b>AVG</b> | <b>LG</b> | <b>TD</b> | <b>PASS RECEIVING</b> | <b>TAR</b> | <b>REC</b> | <b>YDS</b> | <b>AVG</b> | <b>LG</b> | <b>TD</b> |
|-----------------------|------------|------------|------------|------------|-----------|-----------|-----------------------|------------|------------|------------|------------|-----------|-----------|
| M.Sanu                | 7          | 6          | 74         | 12.3       | 23        | 1         | R.Anderson            | 6          | 6          | 104        | 17.3       | 32        | 1         |
| A.Hooper              | 6          | 4          | 47         | 11.8       | 21        | 1         | M.Forte               | 7          | 6          | 45         | 7.5        | 12        | 0         |
| Ju.Jones              | 6          | 3          | 74         | 24.7       | 53        | 0         | A.Seferian-Jenkins    | 5          | 5          | 28         | 5.6        | 11        | 0         |
| L.Toilolo             | 3          | 2          | 20         | 10.0       | 15        | 0         | B.Powell              | 3          | 3          | 28         | 9.3        | 14        | 0         |
| T.Coleman             | 1          | 1          | 22         | 22.0       | 22        | 0         | J.Kearse              | 5          | 2          | 14         | 7.0        | 7         | 0         |
| D.Freeman             | 3          | 1          | 20         | 20.0       | 20        | 0         | L.Thomas              | 2          | 2          | 11         | 5.5        | 8         | 0         |
| T.Gabriel             | 1          | 1          | -3         | -3.0       | -3        | 0         | E.Tomlinson           | 1          | 1          | 20         | 20.0       | 20        | 1         |
|                       |            |            |            |            |           |           | J.Kerley              | 3          | 1          | 7          | 7.0        | 7         | 0         |
| Total                 | 27         | 18         | 254        | 14.1       | 53        | 2         | Total                 | 32         | 26         | 257        | 9.9        | 32        | 2         |

| <b>INTERCEPTIONS</b> | <b>NO</b> | <b>YDS</b> | <b>AVG</b> | <b>LG</b> | <b>TD</b> | <b>INTERCEPTIONS</b> | <b>NO</b> | <b>YDS</b> | <b>AVG</b> | <b>LG</b> | <b>TD</b> |
|----------------------|-----------|------------|------------|-----------|-----------|----------------------|-----------|------------|------------|-----------|-----------|
| Total                | 0         | 0          | 0          | 0         | 0         | Total                | 0         | 0          | 0          | 0         | 0         |

| <b>PUNTING</b> | <b>NO</b> | <b>YDS</b> | <b>AVG</b> | <b>NET</b> | <b>TB</b> | <b>IN20</b> | <b>LG</b> | <b>PUNTING</b> | <b>NO</b> | <b>YDS</b> | <b>AVG</b> | <b>NET</b> | <b>TB</b> | <b>IN20</b> | <b>LG</b> |
|----------------|-----------|------------|------------|------------|-----------|-------------|-----------|----------------|-----------|------------|------------|------------|-----------|-------------|-----------|
| M.Bosher       | 5         | 214        | 42.8       | 41.6       | 0         | 2           | 55        | L.Edwards      | 5         | 262        | 52.4       | 45.8       | 1         | 3           | 60        |
| Total          | 5         | 214        | 42.8       | 41.6       | 0         | 2           | 55        | Total          | 5         | 262        | 52.4       | 45.8       | 1         | 3           | 60        |

| <b>PUNT RETURNS</b> | <b>NO</b> | <b>YDS</b> | <b>AVG</b> | <b>FC</b> | <b>LG</b> | <b>TD</b> | <b>PUNT RETURNS</b> | <b>NO</b> | <b>YDS</b> | <b>AVG</b> | <b>FC</b> | <b>LG</b> | <b>TD</b> |
|---------------------|-----------|------------|------------|-----------|-----------|-----------|---------------------|-----------|------------|------------|-----------|-----------|-----------|
| A.Roberts           | 3         | 13         | 4.3        | 0         | 15        | 0         | J.Kerley            | 2         | 6          | 3.0        | 1         | 6         | 0         |
| [DOWNED]            | 1         | 0          | 0.0        | 0         | 0         | 0         | [OUT OF BOUNDS]     | 2         | 0          | 0.0        | 0         | 0         | 0         |
| [TOUCHBACK]         | 1         | 0          | 0.0        | 0         | 0         | 0         |                     |           |            |            |           |           |           |
| Total               | 3         | 13         | 4.3        | 0         | 15        | 0         | Total               | 2         | 6          | 3.0        | 1         | 6         | 0         |

| <b>KICKOFF RETURNS</b> | <b>NO</b> | <b>YDS</b> | <b>AVG</b> | <b>FC</b> | <b>LG</b> | <b>TD</b> | <b>KICKOFF RETURNS</b> | <b>NO</b> | <b>YDS</b> | <b>AVG</b> | <b>FC</b> | <b>LG</b> | <b>TD</b> |
|------------------------|-----------|------------|------------|-----------|-----------|-----------|------------------------|-----------|------------|------------|-----------|-----------|-----------|
| A.Roberts              | 2         | 42         | 21.0       | 0         | 26        | 0         | E.McGuire              | 3         | 67         | 22.3       | 0         | 24        | 0         |
| [TOUCHBACK]            | 3         | 0          | 0.0        | 0         | 0         | 0         | [TOUCHBACK]            | 3         | 0          | 0.0        | 0         | 0         | 0         |
| Total                  | 2         | 42         | 21.0       | 0         | 26        | 0         | Total                  | 3         | 67         | 22.3       | 0         | 24        | 0         |

### Atlanta Falcons

| <b>FUMBLES</b> | <b>FUM</b> | <b>LOST</b> | <b>OWN-REC</b> | <b>YDS</b> | <b>TD</b> | <b>FORCED</b> | <b>OPP-REC</b> | <b>YDS</b> | <b>TD</b> | <b>OUT-BDS</b> |
|----------------|------------|-------------|----------------|------------|-----------|---------------|----------------|------------|-----------|----------------|
| M.Ryan         | 3          | 2           | 1              | -4         | 0         | 0             | 0              | 0          | 0         | 0              |
| A.Roberts      | 1          | 0           | 1              | 0          | 0         | 0             | 0              | 0          | 0         | 0              |
| T.McKinley     | 0          | 0           | 0              | 0          | 0         | 1             | 0              | 0          | 0         | 0              |
| K.Ishmael      | 0          | 0           | 0              | 0          | 0         | 0             | 1              | 0          | 0         | 0              |
| Total          | 4          | 2           | 2              | -4         | 0         | 1             | 1              | 0          | 0         | 0              |

### New York Jets

| <b>FUMBLES</b> | <b>FUM</b> | <b>LOST</b> | <b>OWN-REC</b> | <b>YDS</b> | <b>TD</b> | <b>FORCED</b> | <b>OPP-REC</b> | <b>YDS</b> | <b>TD</b> | <b>OUT-BDS</b> |
|----------------|------------|-------------|----------------|------------|-----------|---------------|----------------|------------|-----------|----------------|
| J.McCown       | 2          | 0           | 1              | -2         | 0         | 0             | 0              | 0          | 0         | 0              |
| J.Kerley       | 1          | 1           | 0              | 0          | 0         | 0             | 0              | 0          | 0         | 0              |
| J.Carpenter    | 0          | 0           | 1              | 0          | 0         | 0             | 0              | 0          | 0         | 0              |
| Ja.Adams       | 0          | 0           | 0              | 0          | 0         | 0             | 1              | 0          | 0         | 0              |
| J.Jenkins      | 0          | 0           | 0              | 0          | 0         | 0             | 1              | 0          | 0         | 0              |
| Total          | 3          | 1           | 2              | -2         | 0         | 0             | 2              | 0          | 0         | 0              |

## Final Team Statistics

|  | Visitor<br>Falcons | Home<br>Jets |
|--|--------------------|--------------|
| <b>TOTAL FIRST DOWNS</b>                             | 18                 | 15           |
| By Rushing   | 4                  | 2            |
| By Passing   | 12                 | 11           |
| By Penalty   | 2                  | 2            |
| <b>THIRD DOWN EFFICIENCY</b>                         | 5-14-36%           | 5-15-33%     |
| <b>FOURTH DOWN EFFICIENCY</b>                        | 0-0-0%             | 1-1-100%     |
| <b>TOTAL NET YARDS</b>                               | 386                | 279          |
| Total Offensive Plays (inc. times thrown passing)    | 62                 | 58           |
| Average gain per offensive play                      | 6.2                | 4.8          |
| <b>NET YARDS RUSHING</b>                             | 140                | 43           |
| Total Rushing Plays                                  | 32                 | 22           |
| Average gain per rushing play                        | 4.4                | 2.0          |
| Tackles for a loss-number and yards                  | 1-2                | 5-6          |
| <b>NET YARDS PASSING</b>                             | 246                | 236          |
| Times thrown - yards lost attempting to pass         | 1-8                | 3-21         |
| Gross yards passing                                  | 254                | 257          |
| <b>PASS ATTEMPTS-COMPLETIONS-HAD INTERCEPTED</b>     | 29-18-0            | 33-26-0      |
| Avg gain per pass play (inc.# thrown passing)        | 8.2                | 6.6          |
| <b>KICKOFFS Number-In End Zone-Touchbacks</b>        | 6-3-3              | 5-3-3        |
| <b>PUNTS Number and Average</b>                      | 5-42.8             | 5-52.4       |
| Had Blocked  | 0                  | 0            |
| <b>FGs - PATs Had Blocked</b>                        | 0-0                | 0-0          |
| <b>Net Punting Average</b>                           | 41.6               | 45.8         |
| <b>TOTAL RETURN YARDAGE (Not Including Kickoffs)</b> | 13                 | 6            |
| No. and Yards Punt Returns                           | 3-13               | 2-6          |
| No. and Yards Kickoff Returns                        | 2-42               | 3-67         |
| No. and Yards Interception Returns                   | 0-0                | 0-0          |
| <b>PENALTIES Number and Yards</b>                    | 6-68               | 6-50         |
| <b>FUMBLES Number and Lost</b>                       | 4-2                | 3-1          |
| <b>TOUCHDOWNS</b>                                    | 2                  | 2            |
| Rushing  | 0                  | 0            |
| Passing  | 2                  | 2            |
| <b>EXTRA POINTS Made-Attempts</b>                    | 1-2                | 2-2          |
| Kicking Made-Attempts                                | 1-1                | 2-2          |
| Rushing Made-Attempts                                | 0-1                | 0-0          |
| <b>FIELD GOALS Made-Attempts</b>                     | 4-4                | 2-4          |
| <b>RED ZONE EFFICIENCY</b>                           | 2-6-33%            | 0-0-0%       |
| <b>GOAL TO GO EFFICIENCY</b>                         | 2-3-67%            | 0-0-0%       |
| <b>SAFETIES</b>                                      | 0                  | 0            |
| <b>FINAL SCORE</b>                                   | 25                 | 20           |
| <b>TIME OF POSSESSION</b>                            | 28:19              | 31:41        |

## Ball Possession And Drive Chart

### Atlanta Falcons

| #  | Time Recd | Time Lost | Time Poss | How Ball Obtained | Drive Began | # Play | Yds Gain | Yds Pen | Net Yds | 1st Down | Last Scrm | How Given Up |
|----|-----------|-----------|-----------|-------------------|-------------|--------|----------|---------|---------|----------|-----------|--------------|
| 1  | 10:33     | 9:42      | 0:51      | Kickoff           | ATL 25      | 3      | 4        | 5       | 9       | 1        | ATL 35    | Fumble       |
| 2  | 8:16      | 5:03      | 3:13      | Missed FG         | ATL 36      | 7      | 64       | 0       | 64      | 4        | * NYJ 1   | Touchdown    |
| 3  | 1:37      | 0:13      | 1:24      | Punt              | ATL 6       | 3      | 12       | 0       | 12      | 1        | ATL 18    | Fumble       |
| 4  | 14:03     | 8:06      | 5:57      | Kickoff           | ATL 25      | 12     | 70       | 0       | 70      | 4        | * NYJ 5   | Field Goal   |
| 5  | 6:00      | 5:03      | 0:57      | Punt              | ATL 3       | 3      | 3        | 0       | 3       | 0        | ATL 6     | Punt         |
| 6  | 2:26      | 0:00      | 2:26      | Kickoff           | ATL 20      | 10     | 38       | 15      | 53      | 4        | * NYJ 27  | Field Goal   |
| 7  | 15:00     | 12:46     | 2:14      | Kickoff           | ATL 28      | 3      | 9        | 0       | 9       | 0        | ATL 37    | Punt         |
| 8  | 10:38     | 9:12      | 1:26      | Punt              | ATL 1       | 3      | 1        | 0       | 1       | 0        | ATL 2     | Punt         |
| 9  | 7:16      | 5:12      | 2:04      | Punt              | ATL 20      | 5      | 61       | 0       | 61      | 1        | * NYJ 19  | Field Goal   |
| 10 | 14:17     | 12:22     | 1:55      | Missed FG         | ATL 38      | 4      | 62       | 0       | 62      | 2        | * NYJ 8   | Touchdown    |
| 11 | 8:42      | 6:42      | 2:00      | Kickoff           | ATL 25      | 3      | 27       | -20     | 7       | 0        | ATL 32    | Punt         |
| 12 | 6:42      | 5:19      | 1:23      | Muffed Punt       | NYJ 13      | 4      | 2        | 0       | 2       | 0        | * NYJ 11  | Field Goal   |
| 13 | 3:36      | 1:07      | 2:29      | Punt              | ATL 25      | 6      | 29       | 0       | 29      | 1        | NYJ 46    | Punt         |

(339) Average ATL 26

### New York Jets

| #  | Time Recd | Time Lost | Time Poss | How Ball Obtained | Drive Began | # Play | Yds Gain | Yds Pen | Net Yds | 1st Down | Last Scrm | How Given Up |
|----|-----------|-----------|-----------|-------------------|-------------|--------|----------|---------|---------|----------|-----------|--------------|
| 1  | 15:00     | 10:33     | 4:27      | Kickoff           | NYJ 25      | 8      | 55       | 20      | 75      | 5        | ATL 20    | Touchdown    |
| 2  | 9:42      | 8:16      | 1:26      | Fumble            | ATL 34      | 4      | 6        | 0       | 6       | 0        | ATL 28    | Missed FG    |
| 3  | 5:03      | 1:37      | 3:26      | Kickoff           | NYJ 28      | 6      | 20       | 0       | 20      | 1        | NYJ 48    | Punt         |
| 4  | 0:13      | 14:03     | 1:10      | Fumble            | ATL 20      | 4      | 5        | -10     | -5      | 0        | ATL 25    | Field Goal   |
| 5  | 8:06      | 6:00      | 2:06      | Kickoff           | NYJ 25      | 3      | 9        | 0       | 9       | 0        | NYJ 34    | Punt         |
| 6  | 5:03      | 2:26      | 2:37      | Punt              | ATL 43      | 5      | 43       | 0       | 43      | 2        | ATL 24    | Touchdown    |
| 7  | 12:46     | 10:38     | 2:08      | Punt              | NYJ 34      | 3      | 9        | 0       | 9       | 0        | NYJ 43    | Punt         |
| 8  | 9:12      | 7:16      | 1:56      | Punt              | ATL 47      | 3      | 1        | -5      | -4      | 0        | NYJ 49    | Punt         |
| 9  | 5:12      | 14:17     | 5:55      | Kickoff           | NYJ 25      | 10     | 45       | 0       | 45      | 2        | ATL 30    | Missed FG    |
| 10 | 12:22     | 8:42      | 3:40      | Kickoff           | NYJ 20      | 7      | 37       | 15      | 52      | 3        | ATL 28    | Field Goal   |
| 11 | 5:19      | 3:36      | 1:43      | Kickoff           | NYJ 26      | 3      | 13       | -10     | 3       | 0        | NYJ 29    | Punt         |
| 12 | 1:07      | 0:00      | 1:07      | Punt              | NYJ 4       | 6      | 34       | -5      | 29      | 2        | NYJ 38    | End of Game  |

(443) Average NYJ 37

\* inside opponent's 20

### Time of Possession by Quarter

| Visitor         | Home          | 1st  | 2nd  | 3rd  | 4th  | OT | Total |
|-----------------|---------------|------|------|------|------|----|-------|
| Atlanta Falcons | New York Jets | 5:28 | 9:20 | 5:44 | 7:47 |    | 28:19 |
|                 |               | 9:32 | 5:40 | 9:16 | 7:13 |    | 31:41 |

### Kickoff Drive No.-Start Average

Falcons: 5 - ATL 25      Jets: 6 - NYJ 25





**Atlanta Falcons vs New York Jets**  
**10/29/2017 at MetLife**

# First Half Summary

|         |                      |         |                           |
|---------|----------------------|---------|---------------------------|
|         | <b>PERIOD SCORES</b> |         | <b>TIME OF POSSESSION</b> |
| Falcons | 7 6 = 13             | Falcons | 14:48                     |
| Jets    | 7 10 = 17            | Jets    | 15:12                     |

**Scoring Plays**

| Team    | Qtr | Time  | Play Description (Extra Point) (Drive Info)                           | Visitor | Home |
|---------|-----|-------|---|---------|------|
| Jets    | 1   | 10:33 | E.Tomlinson 20 yd. pass from J.McCown (C.Catanzaro kick) (8-75, 4:27) | 0       | 7    |
| Falcons | 1   | 5:03  | A.Hooper 1 yd. pass from M.Ryan (M.Bryant kick) (7-64, 3:13)          | 7       | 7    |
| Jets    | 2   | 14:03 | C.Catanzaro 43 yd. Field Goal (4--5, 1:10)                            | 7       | 10   |
| Falcons | 2   | 8:06  | M.Bryant 23 yd. Field Goal (12-70, 5:57)                              | 10      | 10   |
| Jets    | 2   | 2:26  | R.Anderson 24 yd. pass from J.McCown (C.Catanzaro kick) (5-43, 2:37)  | 10      | 17   |
| Falcons | 2   | 0:00  | M.Bryant 45 yd. Field Goal (10-53, 2:26)                              | 13      | 17   |

|  | Atlanta Falcons | New York Jets |
|--|-----------------|---------------|
| <b>TOTAL FIRST DOWNS</b>                         | 14              | 8             |
| First Downs Rushing-Passing-by Penalty           | 3 - 9 - 2       | 1 - 6 - 1     |
| <b>THIRD DOWN EFFICIENCY</b>                     | 3-6-50%         | 3-7-43%       |
| <b>TOTAL NET YARDS</b>                           | 192             | 138           |
| Total Offensive Plays                            | 36              | 28            |
| <b>NET YARDS RUSHING</b>                         | 55              | 23            |
| <b>NET YARDS PASSING</b>                         | 137             | 115           |
| Gross Yards Passing                              | 145             | 115           |
| Times thrown-yards lost attempting to pass       | 1-8             | 0-0           |
| <b>Pass Attempts-Completions-Had Intercepted</b> | 19 - 12 - 0     | 16 - 12 - 0   |
| <b>Punts-Number and Average</b>                  | 1 - 43          | 2 - 52        |
| <b>Penalties-Number and Yards</b>                | 2 - 23          | 3 - 30        |
| <b>Fumbles-Number and Lost</b>                   | 3 - 2           | 0 - 0         |
| <b>Red Zone Efficiency</b>                       | 1-3-33%         | 0-0-0%        |
| <b>Average Drive Start</b>                       | ATL 19          | NYJ 47        |

| Atlanta Falcons       |            |            |            |              |           | New York Jets  |                       |              |                |            |            |            |              |           |           |           |              |
|-----------------------|------------|------------|------------|--------------|-----------|----------------|-----------------------|--------------|----------------|------------|------------|------------|--------------|-----------|-----------|-----------|--------------|
| <b>RUSHING</b>        | <b>ATT</b> | <b>YDS</b> | <b>AVG</b> | <b>LG</b>    | <b>TD</b> | <b>RUSHING</b> | <b>ATT</b>            | <b>YDS</b>   | <b>AVG</b>     | <b>LG</b>  | <b>TD</b>  |            |              |           |           |           |              |
| D.Freeman             | 7          | 29         | 4.1        | 7            | 0         | B.Powell       | 7                     | 19           | 2.7            | 12         | 0          |            |              |           |           |           |              |
| M.Ryan                | 4          | 16         | 4.0        | 14           | 0         | E.McGuire      | 1                     | 2            | 2.0            | 2          | 0          |            |              |           |           |           |              |
| T.Coleman             | 5          | 10         | 2.0        | 3            | 0         | M.Forte        | 2                     | 1            | 0.5            | 2          | 0          |            |              |           |           |           |              |
|                       |            |            |            |              |           | R.Anderson     | 1                     | 1            | 1.0            | 1          | 0          |            |              |           |           |           |              |
|                       |            |            |            |              |           | L.Thomas       | 1                     | 0            | 0.0            | 0          | 0          |            |              |           |           |           |              |
| <b>Total</b>          | <b>16</b>  | <b>55</b>  | <b>3.4</b> | <b>14</b>    | <b>0</b>  | <b>Total</b>   | <b>12</b>             | <b>23</b>    | <b>1.9</b>     | <b>12</b>  | <b>0</b>   |            |              |           |           |           |              |
| <b>PASSING</b>        | <b>ATT</b> | <b>CMP</b> | <b>YDS</b> | <b>SK/YD</b> | <b>TD</b> | <b>LG</b>      | <b>IN</b>             | <b>RT</b>    | <b>PASSING</b> | <b>ATT</b> | <b>CMP</b> | <b>YDS</b> | <b>SK/YD</b> | <b>TD</b> | <b>LG</b> | <b>IN</b> | <b>RT</b>    |
| M.Ryan                | 19         | 12         | 145        | 1/8          | 1         | 23             | 0                     | 104.1        | J.McCown       | 16         | 12         | 115        | 0/0          | 2         | <b>24</b> | 0         | 134.1        |
| <b>Total</b>          | <b>19</b>  | <b>12</b>  | <b>145</b> | <b>1/8</b>   | <b>1</b>  | <b>23</b>      | <b>0</b>              | <b>104.1</b> | <b>Total</b>   | <b>16</b>  | <b>12</b>  | <b>115</b> | <b>0/0</b>   | <b>2</b>  | <b>24</b> | <b>0</b>  | <b>134.1</b> |
| <b>PASS RECEIVING</b> | <b>TAR</b> | <b>REC</b> | <b>YDS</b> | <b>AVG</b>   | <b>LG</b> | <b>TD</b>      | <b>PASS RECEIVING</b> | <b>TAR</b>   | <b>REC</b>     | <b>YDS</b> | <b>AVG</b> | <b>LG</b>  | <b>TD</b>    |           |           |           |              |
| M.Sanu                | 5          | 4          | 51         | 12.8         | 23        | 0              | R.Anderson            | 2            | 2              | 32         | 16.0       | <b>24</b>  | 1            |           |           |           |              |
| A.Hooper              | 5          | 3          | 41         | 13.7         | 21        | 1              | B.Powell              | 2            | 2              | 19         | 9.5        | 14         | 0            |           |           |           |              |
| Ju.Jones              | 4          | 2          | 21         | 10.5         | 16        | 0              | J.Kearse              | 4            | 2              | 14         | 7.0        | 7          | 0            |           |           |           |              |
| D.Freeman             | 1          | 1          | 20         | 20.0         | 20        | 0              | M.Forte               | 3            | 2              | 12         | 6.0        | 10         | 0            |           |           |           |              |
| L.Toilolo             | 2          | 1          | 15         | 15.0         | 15        | 0              | L.Thomas              | 2            | 2              | 11         | 5.5        | 8          | 0            |           |           |           |              |
| T.Gabriel             | 1          | 1          | -3         | -3.0         | -3        | 0              | E.Tomlinson           | 1            | 1              | 20         | 20.0       | <b>20</b>  | 1            |           |           |           |              |
|                       |            |            |            |              |           |                | J.Kerley              | 2            | 1              | 7          | 7.0        | 7          | 0            |           |           |           |              |
| <b>Total</b>          | <b>18</b>  | <b>12</b>  | <b>145</b> | <b>12.1</b>  | <b>23</b> | <b>1</b>       | <b>Total</b>          | <b>16</b>    | <b>12</b>      | <b>115</b> | <b>9.6</b> | <b>24</b>  | <b>2</b>     |           |           |           |              |

|                        |                                |                      |             |
|------------------------|--------------------------------|----------------------|-------------|
| <b>Atlanta Falcons</b> | <b>Regular Defensive Plays</b> | <b>Special Teams</b> | <b>Misc</b> |
|------------------------|--------------------------------|----------------------|-------------|



## First Quarter

10/29/2017

## Play By Play

ATL wins the coin toss and elects to defer. NYJ elects to Receive, and ATL elects to defend the west goal.

M.Bosher kicks 65 yards from ATL 35 to end zone, Touchback.

## New York Jets at 15:00

|                    |  |    |
|--------------------|--|----|
| 1-10-NYJ 25        | (15:00) B.Powell left end pushed ob at NYJ 37 for 12 yards (D.Jones).  | R1 |
| <u>1-10-NYJ 37</u> | (14:38) M.Forte left guard to NYJ 39 for 2 yards (D.Jones; G.Jarrett).   |    |
| 2-8-NYJ 39         | (13:59) (Shotgun) J.McCown pass short left to M.Forte to NYJ 41 for 2 yards (R.Allen).   |    |
| 3-6-NYJ 41         | (13:20) (Shotgun) J.McCown pass short middle to J.Kerley to NYJ 48 for 7 yards (R.Allen). ATL-V.Beasley was injured during the play. | P2 |
| <u>1-10-NYJ 48</u> | (12:39) (Shotgun) B.Powell up the middle to ATL 49 for 3 yards (D.Poe).  |    |
| 2-7-ATL 49         | (12:04) (Shotgun) J.McCown pass short left to J.Kearse to ATL 42 for 7 yards (D.Jones).  | P3 |
| <u>1-10-ATL 42</u> | (11:21) E.McGuire left tackle to ATL 40 for 2 yards (K.Ishmael; D.Shelby).   |    |
| 2-8-ATL 40         | (10:44) J.McCown pass incomplete deep right to R.Anderson.   |    |
|                    | <i>PENALTY on ATL-R.Allen, Defensive Pass Interference, 20 yards, enforced at ATL 40 - No Play.</i>                                  | X4 |
| <u>1-10-ATL 20</u> | <b>(10:38) J.McCown pass deep right to E.Tomlinson for 20 yards, TOUCHDOWN.</b>  | P5 |
|                    | C.Catanzaro extra point is GOOD, Center-T.Hennessy, Holder-L.Edwards.  |    |

|  |
|--|
| <b>ATL 0 NYJ 7, 8 plays, 75 yards, 1 penalty, 4:27 drive, 4:27 elapsed</b> |
|--|

C.Catanzaro kicks 65 yards from NYJ 35 to end zone, Touchback.

## Atlanta Falcons at 10:33

|                    |  |    |
|--------------------|--|----|
| 1-10-ATL 25        | (10:33) D.Freeman left tackle to ATL 30 for 5 yards (D.Davis).                             |    |
| 2-5-ATL 30         | (10:00) M.Ryan pass incomplete short right to L.Toilolo.                                   |    |
| 3-5-ATL 30         | (9:54) (Shotgun) M.Ryan pass incomplete short right to T.Gabriel.                          |    |
|                    | <i>PENALTY on NYJ-D.Roberts, Defensive Holding, 5 yards, enforced at ATL 30 - No Play.</i> | X1 |
| <u>1-10-ATL 35</u> | (9:47) M.Ryan FUMBLES (Aborted) at ATL 35, RECOVERED by NYJ-J.Jenkins at ATL 34.           |    |

## New York Jets at 9:42

|             |  |
|-------------|--|
| 1-10-ATL 34 | (9:42) J.McCown pass short left to L.Thomas to ATL 31 for 3 yards (K.Neal).                        |
| 2-7-ATL 31  | (9:05) (Shotgun) B.Powell up the middle to ATL 28 for 3 yards (K.Neal).                            |
| 3-4-ATL 28  | (8:24) (Shotgun) J.McCown pass incomplete short left to J.Kearse (R.Alford).                       |
| 4-4-ATL 28  | (8:20) C.Catanzaro 46 yard field goal is No Good, Wide Right, Center-T.Hennessy, Holder-L.Edwards. |

## Atlanta Falcons at 8:16

|                    |  |    |
|--------------------|--|----|
| 1-10-ATL 36        | (8:16) M.Ryan pass short right to L.Toilolo to NYJ 49 for 15 yards (J.Jenkins).                              | P2 |
| <u>1-10-NYJ 49</u> | (7:42) T.Coleman right tackle to NYJ 48 for 1 yard (L.Williams).   |    |
| 2-9-NYJ 48         | (7:07) T.Coleman up the middle to NYJ 45 for 3 yards (D.Lee).  |    |
| 3-6-NYJ 45         | (6:27) (No Huddle, Shotgun) M.Ryan pass deep middle to A.Hooper to NYJ 26 for 19 yards (M.Maye).             | P3 |
| <u>1-10-NYJ 26</u> | (5:53) D.Freeman left guard to NYJ 22 for 4 yards (Ja.Adams).  |    |
| 2-6-NYJ 22         | (5:30) M.Ryan pass deep left to A.Hooper pushed ob at NYJ 1 for 21 yards (M.Maye).                           | P4 |
|                    | Timeout #1 by NYJ at 05:09.  |    |
| <u>1-1-NYJ 1</u>   | <b>(5:09) T.Sambrailo reported in as eligible. M.Ryan pass short left to A.Hooper for 1 yard, TOUCHDOWN.</b> | P5 |
|                    | M.Bryant extra point is GOOD, Center-J.Harris, Holder-M.Bosher.  |    |

|   |
|---|
| <b>ATL 7 NYJ 7, 7 plays, 64 yards, 3:13 drive, 9:57 elapsed</b> |
|---|

M.Bosher kicks 61 yards from ATL 35 to NYJ 4. E.McGuire to NYJ 28 for 24 yards (D.Coleman).

## New York Jets at 5:03, (1st play from scrimmage 4:58)

|                    |  |    |
|--------------------|--|----|
| 1-10-NYJ 28        | (4:58) B.Powell left tackle to NYJ 29 for 1 yard (A.Rubin).  |    |
| 2-9-NYJ 29         | (4:25) B.Powell left tackle to NYJ 32 for 3 yards (D.Shelby).  |    |
| 3-6-NYJ 32         | (3:40) (Shotgun) J.McCown pass short right to M.Forte to NYJ 42 for 10 yards (K.Neal).                   | P6 |
| <u>1-10-NYJ 42</u> | (3:05) M.Forte left end to NYJ 41 for -1 yards (D.Campbell; D.Shelby).                                   |    |
| 2-11-NYJ 41        | (2:27) (Shotgun) J.McCown pass short right to J.Kearse to NYJ 48 for 7 yards (D.Jones).                  |    |
| 3-4-NYJ 48         | (1:51) (Shotgun) J.McCown pass incomplete short right to J.Kerley.                                       |    |
|                    | <i>Penalty on NYJ-B.Winters, Face Mask (15 Yards), declined.</i>   |    |
| 4-4-NYJ 48         | (1:47) L.Edwards punts 44 yards to ATL 8, Center-T.Hennessy. A.Roberts to ATL 6 for -2 yards (T.Brooks). |    |

## Atlanta Falcons at 1:37

|            |   |
|------------|---|
| 1-10-ATL 6 | (1:37) D.Freeman left end to ATL 13 for 7 yards (M.Maye). |
|------------|---|

**Atlanta Falcons vs New York Jets at MetLife**

2-3-ATL 13 (:55) D.Freeman left tackle to ATL 18 for 5 yards (D.Roberts).

1-10-ATL 18 (:17) M.Ryan FUMBLES (Aborted) at ATL 18, RECOVERED by NYJ-Ja.Adams at ATL 20.

**New York Jets at 0:13**

1-10-ATL 20 (:13) B.Powell left end to ATL 16 for 4 yards (D.Jones).

*PENALTY on NYJ-K.Beachum, Offensive Holding, 10 yards, enforced at ATL 20 - No Play.*

**END OF QUARTER**

|                 | Score | Time Poss | First Downs |   |   |   | Efficiencies |        |
|-----------------|-------|-----------|-------------|---|---|---|--------------|--------|
|                 |       |           | R           | P | X | T | 3 Down       | 4 Down |
| Atlanta Falcons | 7     | 5:28      | 1           | 4 | 1 | 6 | 1/1          | 0/0    |
| New York Jets   | 7     | 9:32      | 1           | 4 | 1 | 6 | 2/4          | 0/0    |

## Second Quarter

10/29/2017

## Play By Play

New York Jets continued.

- 1-20-ATL 30 (15:00) (Shotgun) J.McCown pass incomplete short left to J.Kearse.  
 2-20-ATL 30 (14:56) (Shotgun) J.McCown pass incomplete deep left to M.Forte [D.Poe].  
 3-20-ATL 30 (14:51) (Shotgun) J.McCown pass short left to B.Powell to ATL 25 for 5 yards (K.Neal).  
 4-15-ATL 25 **(14:07) C.Catanzaro 43 yard field goal is GOOD, Center-T.Hennessy, Holder-L.Edwards.**

|   |
|---|
| ATL 7 NYJ 10, 4 plays, -5 yards, 1:10 drive, 0:57 elapsed |
|---|

C.Catanzaro kicks 65 yards from NYJ 35 to end zone, Touchback.

## Atlanta Falcons at 14:03

- 1-10-ATL 25 (14:03) M.Ryan pass deep middle to Ju.Jones to ATL 41 for 16 yards (Ja.Adams) P7  
1-10-ATL 41 (13:20) T.Coleman left tackle to ATL 44 for 3 yards (M.Wilkerson).  
 2-7-ATL 44 (12:48) M.Ryan pass short left to T.Gabriel to ATL 41 for -3 yards (J.Martin).  
*Penalty on ATL-A.Levitre, Illegal Block Above the Waist, declined.*  
 3-10-ATL 41 (12:26) (Shotgun) M.Ryan pass short right to M.Sanu to NYJ 43 for 16 yards (T.Brooks) [L.Williams] P8  
1-10-NYJ 43 (11:51) T.Coleman left end to NYJ 43 for no gain (D.Lee).  
 2-10-NYJ 43 (11:11) M.Ryan scrambles up the middle to NYJ 29 for 14 yards (M.Maye) R9  
1-10-NYJ 29 (10:24) D.Freeman right tackle to NYJ 29 for no gain (D.Davis).  
 2-10-NYJ 29 (9:45) (Shotgun) M.Ryan pass short left to D.Freeman to NYJ 9 for 20 yards (R.Nelson) P10  
1-9-NYJ 9 (8:58) (Shotgun) D.Freeman up the middle to NYJ 5 for 4 yards (D.Davis).  
 2-5-NYJ 5 (8:18) (Shotgun) M.Ryan pass incomplete short right to Ju.Jones (M.Claiborne).  
 Timeout #1 by ATL at 08:13.  
 3-5-NYJ 5 (8:13) (Shotgun) M.Ryan pass incomplete short right to A.Hooper.  
 4-5-NYJ 5 **(8:09) M.Bryant 23 yard field goal is GOOD, Center-J.Harris, Holder-M.Bosher.**

|   |
|---|
| ATL 10 NYJ 10, 12 plays, 70 yards, 5:57 drive, 6:54 elapsed |
|---|

M.Bosher kicks 65 yards from ATL 35 to end zone, Touchback.

## New York Jets at 8:06

- 1-10-NYJ 25 (8:06) J.McCown pass short right to L.Thomas to NYJ 33 for 8 yards (D.Jones).  
 2-2-NYJ 33 (7:27) R.Anderson right end pushed ob at NYJ 34 for 1 yard (R.Alford).  
 3-1-NYJ 34 (6:50) L.Thomas up the middle to NYJ 34 for no gain (G.Jarrett).  
 4-1-NYJ 34 (6:15) L.Edwards punts 52 yards to ATL 14, Center-T.Hennessy. A.Roberts MUFFS catch, and recovers at ATL 6. A.Roberts to ATL 6 for no gain (R.Miles).  
*PENALTY on ATL-B.Poole, Offensive Holding, 3 yards, enforced at ATL 6.*

## Atlanta Falcons at 6:00

- 1-10-ATL 3 (6:00) (Shotgun) T.Coleman right guard to ATL 6 for 3 yards (K.Ealy).  
 2-7-ATL 6 (5:21) (Shotgun) M.Ryan pass incomplete short middle to A.Hooper.  
 3-7-ATL 6 (5:17) (Shotgun) M.Ryan pass incomplete short right to M.Sanu.  
 4-7-ATL 6 (5:13) M.Bosher punts 43 yards to ATL 49, Center-J.Harris. J.Kerley to ATL 43 for 6 yards (C.Goodwin).

## New York Jets at 5:03

- 1-10-ATL 43 (5:03) B.Powell left end to ATL 44 for -1 yards (D.Campbell; G.Jarrett).  
 2-11-ATL 44 (4:26) J.McCown pass short left to B.Powell pushed ob at ATL 30 for 14 yards (K.Neal) P7  
1-10-ATL 30 (3:55) B.Powell left tackle to ATL 32 for -2 yards (G.Jarrett).  
 2-12-ATL 32 (3:17) (Shotgun) J.McCown pass short right to R.Anderson to ATL 24 for 8 yards (B.Poole).  
 Timeout #2 by NYJ at 02:31.  
 3-4-ATL 24 **(2:31) (Shotgun) J.McCown pass deep right to R.Anderson for 24 yards, TOUCHDOWN.** P8  
 C.Catanzaro extra point is GOOD, Center-T.Hennessy, Holder-L.Edwards.

|   |
|---|
| ATL 10 NYJ 17, 5 plays, 43 yards, 2:37 drive, 12:34 elapsed |
|---|

C.Catanzaro kicks 61 yards from NYJ 35 to ATL 4. A.Roberts to ATL 20 for 16 yards (R.Miles).

## Atlanta Falcons at 2:26, (1st play from scrimmage 2:22)

- 1-10-ATL 20 (2:22) (Shotgun) M.Ryan pass short right to Ju.Jones to ATL 25 for 5 yards (Ja.Adams).

## Two-Minute Warning

- 2-5-ATL 25 (2:00) (Shotgun) D.Freeman right guard to ATL 29 for 4 yards (L.Williams).  
 3-1-ATL 29 (1:43) (No Huddle) M.Ryan up the middle to ATL 31 for 2 yards (L.Williams) R11

**Atlanta Falcons vs New York Jets at MetLife**

1-10-ATL 31 (1:25) (No Huddle, Shotgun) M.Ryan pass incomplete short right to D.Freeman.  
*PENALTY on NYJ-D.Roberts, Unnecessary Roughness, 15 yards, enforced at ATL 31 - No Play.* X12

1-10-ATL 46 (1:21) (Shotgun) M.Ryan pass deep left to M.Sanu to NYJ 31 for 23 yards (D.Davis) [L.Williams]. P13

1-10-NYJ 31 (:53) (No Huddle, Shotgun) M.Ryan pass short middle to M.Sanu to NYJ 23 for 8 yards (D.Davis).  
 Timeout #2 by ATL at 00:49.

2-2-NYJ 23 (:49) (Shotgun) M.Ryan pass short right to M.Sanu to NYJ 19 for 4 yards (R.Nelson). P14

1-10-NYJ 19 (:28) (No Huddle, Shotgun) M.Ryan pass incomplete deep left to Ju.Jones.

2-10-NYJ 19 (:23) (Shotgun) M.Ryan pass incomplete short right.

3-10-NYJ 19 (:17) (Shotgun) M.Ryan sacked at NYJ 27 for -8 yards (M.Wilkerson).  
 Timeout #3 by ATL at 00:03.

4-18-NYJ 27 (:03) **M.Bryant 45 yard field goal is GOOD, Center-J.Harris, Holder-M.Bosher.**

**ATL 13 NYJ 17, 10 plays, 53 yards, 1 penalty, 2:26 drive, 15:00 elapsed**

**END OF QUARTER**

|                        | Score | Time Poss | First Downs |   |   |   | Efficiencies |        |
|------------------------|-------|-----------|-------------|---|---|---|--------------|--------|
|                        |       |           | R           | P | X | T | 3 Down       | 4 Down |
| <b>Atlanta Falcons</b> | 13    | 9:20      | 2           | 5 | 1 | 8 | 2/5          | 0/0    |
| <b>New York Jets</b>   | 17    | 5:40      | 0           | 2 | 0 | 2 | 1/3          | 0/0    |

# Third Quarter

10/29/2017

## Play By Play

ATL elects to Receive, and NYJ elects to defend the East goal.

C.Catanzaro kicks 63 yards from NYJ 35 to ATL 2. A.Roberts to ATL 28 for 26 yards (J.Stanford).

### Atlanta Falcons at 15:00, (1st play from scrimmage 14:55)

- 1-10-ATL 28 (14:55) D.Freeman right tackle to ATL 28 for no gain (M.Wilkerson).
- 2-10-ATL 28 (14:14) (Shotgun) D.Freeman up the middle to ATL 31 for 3 yards (D.Davis; M.Maye).
- 3-7-ATL 31 (13:35) (No Huddle, Shotgun) M.Ryan pass short right to A.Hooper to ATL 37 for 6 yards (D.Lee).
- 4-1-ATL 37 (12:55) M.Bosher punts 29 yards to NYJ 34, Center-J.Harris, out of bounds.

### New York Jets at 12:46

- 1-10-NYJ 34 (12:46) B.Powell up the middle to NYJ 38 for 4 yards (D.Poe).
- 2-6-NYJ 38 (12:08) M.Forte up the middle to NYJ 40 for 2 yards (B.Poole). ATL-B.Poole was injured during the play.
- 3-4-NYJ 40 (11:36) (Shotgun) J.McCown pass short right to A.Seferian-Jenkins to NYJ 43 for 3 yards (D.Campbell).
- 4-1-NYJ 43 (10:52) L.Edwards punts 56 yards to ATL 1, Center-T.Hennessy, downed by NYJ-R.Nelson.

### Atlanta Falcons at 10:38

- 1-10-ATL 1 (10:38) T.Coleman right tackle to ATL 4 for 3 yards (S.McLendon).
- 2-7-ATL 4 (10:06) T.Coleman up the middle to ATL 2 for -2 yards (M.Wilkerson).
- 3-9-ATL 2 (9:23) (Shotgun) M.Ryan pass incomplete short right to Ju.Jones.
- 4-9-ATL 2 (9:18) M.Bosher punts 45 yards to ATL 47, Center-J.Harris, fair catch by J.Kerley.

### New York Jets at 9:12

- 1-10-ATL 47 (9:12) (Shotgun) M.Forte left guard to ATL 43 for 4 yards (A.Rubin).  
Timeout #1 by ATL at 08:34.
- 2-6-ATL 43 (8:34) J.McCown sacked at 50 for -7 yards (D.Trufant).  
*Penalty on NYJ-K.Beachum, Offensive Holding, declined.*
- 3-13-50 (8:14) (Shotgun) *PENALTY on NYJ-W.Johnson, False Start, 5 yards, enforced at 50 - No Play.*
- 3-18-NYJ 45 (7:53) (Shotgun) J.McCown pass short middle to A.Seferian-Jenkins to NYJ 49 for 4 yards (K.Neal).
- 4-14-NYJ 49 (7:23) L.Edwards punts 51 yards to end zone, Center-T.Hennessy, Touchback.

### Atlanta Falcons at 7:16

- 1-10-ATL 20 (7:16) M.Ryan pass deep middle to Ju.Jones to NYJ 27 for 53 yards (D.Roberts).
- 1-10-NYJ 27 (6:41) (No Huddle) D.Freeman right tackle to NYJ 24 for 3 yards (F.Bishop; D.Lee).
- 2-7-NYJ 24 (6:06) M.Ryan pass short right to L.Toilolo to NYJ 19 for 5 yards (D.Davis).
- 3-2-NYJ 19 (5:22) (Shotgun) M.Ryan pass incomplete short left to D.Freeman [D.Lee].
- 4-2-NYJ 19 **(5:16) M.Bryant 37 yard field goal is GOOD, Center-J.Harris, Holder-M.Bosher.**

P15

**ATL 16 NYJ 17, 5 plays, 61 yards, 2:04 drive, 9:48 elapsed**

M.Bosher kicks 65 yards from ATL 35 to end zone, Touchback.

### New York Jets at 5:12

- 1-10-NYJ 25 (5:12) B.Powell left tackle to NYJ 29 for 4 yards (D.Poe; D.Shelby).
- 2-6-NYJ 29 (4:31) J.McCown FUMBLES (Aborted) at NYJ 27, and recovers at NYJ 27. J.McCown to NYJ 27 for no gain (G.Jarrett).
- 3-8-NYJ 27 (3:52) (Shotgun) J.McCown pass deep left to R.Anderson to ATL 41 for 32 yards (R.Alford) [T.McKinley].
- 1-10-ATL 41 (3:13) B.Powell up the middle to ATL 42 for -1 yards (D.Jones).
- 2-11-ATL 42 (2:37) J.McCown pass short right to R.Anderson pushed ob at ATL 35 for 7 yards (R.Alford).
- 3-4-ATL 35 (2:02) (Shotgun) J.McCown pass short right to M.Forte to ATL 24 for 11 yards (K.Neal; D.Jones).
- 1-10-ATL 24 (1:20) B.Powell right tackle to ATL 22 for 2 yards (D.Jones).
- 2-8-ATL 22 (:42) B.Powell right tackle to ATL 23 for -1 yards (T.McKinley).

P9

P10

## END OF QUARTER

|                 | Score | Time Poss | First Downs |   |   |   | Efficiencies |        |
|-----------------|-------|-----------|-------------|---|---|---|--------------|--------|
|                 |       |           | R           | P | X | T | 3 Down       | 4 Down |
| Atlanta Falcons | 16    | 5:44      | 0           | 1 | 0 | 1 | 0/3          | 0/0    |
| New York Jets   | 17    | 9:16      | 0           | 2 | 0 | 2 | 2/4          | 0/0    |

## Fourth Quarter

10/29/2017

## Play By Play

New York Jets continued.

- 3-9-ATL 23 (15:00) (Shotgun) J.McCown sacked at ATL 30 for -7 yards (sack split by G.Jarrett and D.Poe).  
 4-16-ATL 30 (14:21) C.Catanzaro 48 yard field goal is No Good, Wide Right, Center-T.Hennessy, Holder-L.Edwards.

## Atlanta Falcons at 14:17

- 1-10-ATL 38 (14:17) T.Coleman right tackle to NYJ 10 for 52 yards (D.Roberts). R16  
 1-10-NYJ 10 (13:45) T.Coleman right tackle to NYJ 5 for 5 yards (D.Davis).  
 2-5-NYJ 5 (13:11) M.Ryan FUMBLES (Aborted) at NYJ 8, and recovers at NYJ 8. M.Ryan to NYJ 8 for no gain (S.McLendon).  
 3-8-NYJ 8 (12:31) (Shotgun) M.Ryan pass short left to M.Sanu for 8 yards, TOUCHDOWN. P17  
 (Run formation) TWO-POINT CONVERSION ATTEMPT. M.Ryan rushes. ATTEMPT FAILS. DEFENSIVE TWO-POINT ATTEMPT.  
 L.Williams recovered a fumble. ATTEMPT FAILS.

|  |
|--|
| ATL 22 NYJ 17, 4 plays, 62 yards, 1:55 drive, 2:38 elapsed |
|--|

M.Bosher kicks 64 yards from ATL 35 to NYJ 1. E.McGuire to NYJ 20 for 19 yards (D.Coleman).

## New York Jets at 12:22, (1st play from scrimmage 12:16)

- 1-10-NYJ 20 (12:16) J.McCown pass short right to A.Seferian-Jenkins to NYJ 25 for 5 yards (V.Beasley).  
 2-5-NYJ 25 (11:40) (Shotgun) B.Powell left tackle to NYJ 31 for 6 yards (K.Neal). R11  
 1-10-NYJ 31 (11:07) J.McCown pass short left to R.Anderson to ATL 45 for 24 yards (D.Trufant) [A.Rubin]. P12  
*PENALTY on ATL-A.Rubin, Roughing the Passer, 15 yards, enforced at ATL 45.* X13  
 1-10-ATL 30 (10:43) (Shotgun) B.Powell right tackle to ATL 30 for no gain (A.Clayborn).  
 2-10-ATL 30 (10:09) (Shotgun) J.McCown sacked at ATL 36 for -6 yards (T.McKinley). FUMBLES (T.McKinley) [T.McKinley], recovered by NYJ-J.Carpenter at ATL 37. J.Carpenter to ATL 37 for no gain (G.Jarrett). ATL-A.Rubin was injured during the play.  
 3-17-ATL 37 (9:18) (Shotgun) J.McCown pass short left to B.Powell to ATL 28 for 9 yards (D.Jones). ATL-T.McKinley was injured during the play.  
 4-8-ATL 28 (8:46) C.Catanzaro 46 yard field goal is GOOD, Center-T.Hennessy, Holder-L.Edwards.

|   |
|---|
| ATL 22 NYJ 20, 7 plays, 52 yards, 1 penalty, 3:40 drive, 6:18 elapsed |
|---|

C.Catanzaro kicks 65 yards from NYJ 35 to end zone, Touchback.

## Atlanta Falcons at 8:42

- 1-10-ATL 25 (8:42) (Shotgun) D.Freeman up the middle to ATL 30 for 5 yards (D.Lee).  
 2-5-ATL 30 (8:06) (Shotgun) D.Freeman left tackle to ATL 32 for 2 yards (M.Wilkerson).  
*PENALTY on ATL-W.Schweitzer, Offensive Holding, 10 yards, enforced at ATL 30 - No Play.*  
 2-15-ATL 20 (7:37) (Shotgun) M.Ryan pass incomplete deep left [D.Davis].  
*PENALTY on ATL-M.Ryan, Intentional Grounding, 10 yards, enforced at ATL 20.*  
 3-25-ATL 10 (7:28) (Shotgun) M.Ryan pass short left to T.Coleman pushed ob at ATL 32 for 22 yards (R.Nelson).  
 4-3-ATL 32 (6:53) M.Bosher punts 53 yards to NYJ 15, Center-J.Harris. J.Kerley MUFFS catch, RECOVERED by ATL-K.Ishmael at NYJ 13. K.Ishmael to NYJ 13 for no gain (C.Hansen).

## Atlanta Falcons at 6:42

- 1-10-NYJ 13 (6:42) (Shotgun) D.Freeman right guard to NYJ 12 for 1 yard (K.Ealy).  
 2-9-NYJ 12 (6:04) (Shotgun) M.Ryan scrambles up the middle to NYJ 11 for 1 yard (S.McLendon). ATL-A.Hooper was injured during the play.  
 3-8-NYJ 11 (5:28) (Shotgun) M.Ryan pass incomplete short left to D.Freeman (D.Lee).  
 4-8-NYJ 11 (5:22) M.Bryant 29 yard field goal is GOOD, Center-J.Harris, Holder-M.Bosher.

|   |
|---|
| ATL 25 NYJ 20, 4 plays, 2 yards, 1:23 drive, 9:41 elapsed |
|---|

M.Bosher kicks 63 yards from ATL 35 to NYJ 2. E.McGuire to NYJ 26 for 24 yards (D.Coleman; K.Ishmael).

## New York Jets at 5:19, (1st play from scrimmage 5:14)

- 1-10-NYJ 26 (5:14) (Shotgun) J.McCown pass incomplete deep right to A.Seferian-Jenkins.  
*PENALTY on NYJ-A.Seferian-Jenkins, Offensive Pass Interference, 10 yards, enforced at NYJ 26 - No Play.*  
 1-20-NYJ 16 (5:09) (Shotgun) J.McCown pass short left to R.Anderson ran ob at NYJ 25 for 9 yards.  
 2-11-NYJ 25 (4:44) (Shotgun) J.McCown pass short left to M.Forte to NYJ 29 for 4 yards (A.Clayborn).  
 3-7-NYJ 29 (4:01) (Shotgun) J.McCown pass incomplete short left to J.Kerley.  
 4-7-NYJ 29 (3:54) L.Edwards punts 51 yards to ATL 20, Center-T.Hennessy. A.Roberts for 80 yards, TOUCHDOWN NULLIFIED by Penalty.  
*PENALTY on ATL-S.Neasman, Illegal Block Above the Waist, 10 yards, enforced at ATL 35.*

## Atlanta Falcons at 3:36

- 1-10-ATL 25 (3:36) (Shotgun) T.Coleman up the middle to ATL 28 for 3 yards (M.Wilkerson).  
 Timeout #1 by NYJ at 03:31.  
 2-7-ATL 28 (3:31) (Shotgun) T.Coleman left end to ATL 30 for 2 yards (M.Maye).



**Atlanta Falcons vs New York Jets at MetLife**

Timeout #2 by NYJ at 03:26.

3-5-ATL 30 (3:26) (Shotgun) M.Ryan pass short middle to M.Sanu to ATL 45 for 15 yards (R.Nelson). P18

1-10-ATL 45 (2:41) (Shotgun) T.Coleman left tackle to ATL 46 for 1 yard (S.McLendon).

Timeout #3 by NYJ at 02:35.

2-9-ATL 46 (2:35) (Shotgun) T.Coleman right tackle to ATL 47 for 1 yard (S.McLendon; L.Williams).

Two-Minute Warning

3-8-ATL 47 (2:00) (Shotgun) T.Coleman right tackle to NYJ 46 for 7 yards (Ja.Adams).

Timeout #2 by ATL at 01:16.

4-1-NYJ 46 (1:16) (Punt formation) M.Bosher punts 42 yards to NYJ 4, Center-J.Harris, out of bounds.

**New York Jets at 1:07**

1-10-NYJ 4 (1:07) (Shotgun) J.McCown pass short middle to A.Seferian-Jenkins to NYJ 9 for 5 yards (D.Jones).

2-5-NYJ 9 (:47) (Shotgun) J.McCown pass short middle to M.Forte to NYJ 21 for 12 yards (D.Jones). P14

1-10-NYJ 21 (:31) (Shotgun) J.McCown spiked the ball to stop the clock.

2-10-NYJ 21 (:31) (Shotgun) J.McCown pass incomplete deep right to J.Kearse.

3-10-NYJ 21 (:25) (Shotgun) J.McCown pass short left to M.Forte pushed ob at NYJ 27 for 6 yards (D.Campbell).

4-4-NYJ 27 (:16) (Shotgun) J.McCown pass short middle to A.Seferian-Jenkins to NYJ 38 for 11 yards (K.Neal). P15

1-10-NYJ 38 (:02) (Run formation) *PENALTY on NYJ-J.McCown, False Start, 5 yards, enforced at NYJ 38 - No Play.*

**END OF QUARTER**

|                        | Score     | Time Poss   | First Downs |          |          |          | Efficiencies |            |
|------------------------|-----------|-------------|-------------|----------|----------|----------|--------------|------------|
|                        |           |             | R           | P        | X        | T        | 3 Down       | 4 Down     |
| <b>Atlanta Falcons</b> | <b>25</b> | <b>7:47</b> | <b>1</b>    | <b>2</b> | <b>0</b> | <b>3</b> | <b>2/5</b>   | <b>0/0</b> |
| <b>New York Jets</b>   | <b>20</b> | <b>7:13</b> | <b>1</b>    | <b>3</b> | <b>1</b> | <b>5</b> | <b>0/4</b>   | <b>1/1</b> |

# Miscellaneous Statistics Report

Atlanta Falcons vs New York Jets  
10/29/2017 at MetLife

## Ten Longest Plays for Atlanta Falcons

| Yards | Qtr | Play Start  | Play Description  |
|-------|-----|-------------|---|
| 53    | 3   | 1-10-ATL 20 | (7:16) M.Ryan pass deep middle to Ju.Jones to NYJ 27 for 53 yards (D.Roberts).                      |
| 52    | 4   | 1-10-ATL 38 | (14:17) T.Coleman right tackle to NYJ 10 for 52 yards (D.Roberts).                                  |
| 23    | 2   | 1-10-ATL 46 | (1:21) (Shotgun) M.Ryan pass deep left to M.Sanu to NYJ 31 for 23 yards (D.Davis) [L.Williams].     |
| 22    | 4   | 3-25-ATL 10 | (7:28) (Shotgun) M.Ryan pass short left to T.Coleman pushed ob at ATL 32 for 22 yards (R.Nelson).   |
| 21    | 1   | 2-6-NYJ 22  | (5:30) M.Ryan pass deep left to A.Hooper pushed ob at NYJ 1 for 21 yards (M.Maye).                  |
| 20    | 2   | 2-10-NYJ 29 | (9:45) (Shotgun) M.Ryan pass short left to D.Freeman to NYJ 9 for 20 yards (R.Nelson).              |
| 19    | 1   | 3-6-NYJ 45  | (6:27) (No Huddle, Shotgun) M.Ryan pass deep middle to A.Hooper to NYJ 26 for 19 yards (M.Maye).    |
| 16    | 2   | 1-10-ATL 25 | (14:03) M.Ryan pass deep middle to Ju.Jones to ATL 41 for 16 yards (Ja.Adams).                      |
| 16    | 2   | 3-10-ATL 41 | (12:26) (Shotgun) M.Ryan pass short right to M.Sanu to NYJ 43 for 16 yards (T.Brooks) [L.Williams]. |
| 15    | 1   | 1-10-ATL 36 | (8:16) M.Ryan pass short right to L.Toilolo to NYJ 49 for 15 yards (J.Jenkins).                     |

## Ten Longest Plays for New York Jets

| Yards | Qtr | Play Start  | Play Description   |
|-------|-----|-------------|--|
| 39    | 4   | 1-10-NYJ 31 | (11:07) J.McCown pass short left to R.Anderson to ATL 45 for 24 yards (D.Trufant) [A.Rubin].           |
| 32    | 3   | 3-8-NYJ 27  | (3:52) (Shotgun) J.McCown pass deep left to R.Anderson to ATL 41 for 32 yards (R.Alford) [T.McKinley]. |
| 24    | 2   | 3-4-ATL 24  | (2:31) (Shotgun) J.McCown pass deep right to R.Anderson for 24 yards, TOUCHDOWN.                       |
| 20    | 1   | 1-10-ATL 20 | (10:38) J.McCown pass deep right to E.Tomlinson for 20 yards, TOUCHDOWN.                               |
| 14    | 2   | 2-11-ATL 44 | (4:26) J.McCown pass short left to B.Powell pushed ob at ATL 30 for 14 yards (K.Neal).                 |
| 12    | 1   | 1-10-NYJ 25 | (15:00) B.Powell left end pushed ob at NYJ 37 for 12 yards (D.Jones).                                  |
| 12    | 4   | 2-5-NYJ 9   | (:47) (Shotgun) J.McCown pass short middle to M.Forte to NYJ 21 for 12 yards (D.Jones).                |
| 11    | 3   | 3-4-ATL 35  | (2:02) (Shotgun) J.McCown pass short right to M.Forte to ATL 24 for 11 yards (K.Neal; D.Jones).        |
| 11    | 4   | 4-4-NYJ 27  | (:16) (Shotgun) J.McCown pass short middle to A.Seferian-Jenkins to NYJ 38 for 11 yards (K.Neal).      |
| 10    | 1   | 3-6-NYJ 32  | (3:40) (Shotgun) J.McCown pass short right to M.Forte to NYJ 42 for 10 yards (K.Neal).                 |

## Touchdown Scoring Information

|                |                 | Offense | Defense | Special Teams |
|----------------|-----------------|---------|---------|---------------|
| <b>VISITOR</b> | Atlanta Falcons | 2       | 0       | 0             |
| <b>HOME</b>    | New York Jets   | 2       | 0       | 0             |

## Player Scoring Information

| Club | Player      | TD | Rush TD | Rec TD | KO TD | Punt TD | Int TD | Fum TD | Misc TD | FG | XP | 2Pt Rush | 2Pt Rec | Sfty | Points |
|------|-------------|----|---------|--------|-------|---------|--------|--------|---------|----|----|----------|---------|------|--------|
| ATL  | M.Bryant    | 0  | 0       | 0      | 0     | 0       | 0      | 0      | 0       | 4  | 1  | 0        | 0       | 0    | 13     |
| ATL  | M.Sanu      | 0  | 0       | 1      | 0     | 0       | 0      | 0      | 0       | 0  | 0  | 0        | 0       | 0    | 6      |
| ATL  | A.Hooper    | 0  | 0       | 1      | 0     | 0       | 0      | 0      | 0       | 0  | 0  | 0        | 0       | 0    | 6      |
| NYJ  | C.Catanzaro | 0  | 0       | 0      | 0     | 0       | 0      | 0      | 0       | 2  | 2  | 0        | 0       | 0    | 8      |
| NYJ  | R.Anderson  | 0  | 0       | 1      | 0     | 0       | 0      | 0      | 0       | 0  | 0  | 0        | 0       | 0    | 6      |
| NYJ  | E.Tomlinson | 0  | 0       | 1      | 0     | 0       | 0      | 0      | 0       | 0  | 0  | 0        | 0       | 0    | 6      |

## Possession Detail

|                             | First Half |      | Second Half |      | Game    |       |
|-----------------------------|------------|------|-------------|------|---------|-------|
|                             | Visitor    | Home | Visitor     | Home | Visitor | Home  |
| Largest Lead                | 0          | 7    | 5           | 1    | 5       | 7     |
| Drives Leading              | 0          | 1    | 3           | 3    | 3       | 4     |
| Time of Possession Leading  | 0:00       | 1:26 | 5:52        | 9:59 | 5:52    | 11:25 |
| Largest Deficit             | -7         | 0    | -1          | -5   | -7      | -5    |
| Drives Trailing             | 4          | 0    | 4           | 3    | 8       | 3     |
| Time of Possession Trailing | 12:27      | 0:00 | 7:39        | 6:30 | 20:06   | 6:30  |
| Times Score Tied Up         |            | 2    |             | 0    |         | 2     |
| Lead Changes                |            | 3    |             | 1    |         | 4     |

# Playtime Percentage

*Percent of playtime per player on offense, defense and special teams*

|              |    | Atlanta Falcons |         |               |     |                    | New York Jets |         |         |               |     |
|--------------|----|-----------------|---------|---------------|-----|--------------------|---------------|---------|---------|---------------|-----|
|              |    | Offense         | Defense | Special Teams |     |                    |               | Offense | Defense | Special Teams |     |
| A Levitre    | G  | 66              | 100%    | 5             | 16% | J Carpenter        | G             | 61      | 100%    | 6             | 19% |
| W Schweitzer | G  | 66              | 100%    | 5             | 16% | B Winters          | G             | 61      | 100%    | 6             | 19% |
| R Schraeder  | T  | 66              | 100%    | 5             | 16% | K Beachum          | T             | 61      | 100%    |               |     |
| J Matthews   | T  | 66              | 100%    | 5             | 16% | J McCown           | QB            | 61      | 100%    |               |     |
| M Ryan       | QB | 66              | 100%    |               |     | W Johnson          | C             | 61      | 100%    |               |     |
| A Mack       | C  | 66              | 100%    |               |     | A Seferian-Jenkins | TE            | 55      | 90%     |               |     |
| M Sanu       | WR | 60              | 91%     |               |     | R Anderson         | WR            | 54      | 89%     |               |     |
| J Jones      | WR | 59              | 89%     |               |     | J Kearse           | WR            | 53      | 87%     |               |     |
| A Hooper     | TE | 50              | 76%     | 5             | 16% | B Qvale            | T             | 51      | 84%     | 6             | 19% |
| D Freeman    | RB | 40              | 61%     |               |     | J Kerley           | WR            | 35      | 57%     | 6             | 19% |
| L Toilolo    | TE | 31              | 47%     | 10            | 31% | B Powell           | RB            | 29      | 48%     | 5             | 16% |
| T Gabriel    | WR | 31              | 47%     |               |     | M Forte            | RB            | 29      | 48%     |               |     |
| T Coleman    | RB | 29              | 44%     |               |     | E Tomlinson        | TE            | 27      | 44%     | 17            | 53% |
| D Coleman    | FB | 14              | 21%     | 21            | 66% | L Thomas           | DE            | 10      | 16%     | 7             | 22% |
| J Hardy      | WR | 9               | 14%     | 16            | 50% | B Ijalana          | T             | 10      | 16%     | 6             | 19% |
| M Hall       | WR | 6               | 9%      | 5             | 16% | C Hansen           | WR            | 9       | 15%     | 12            | 38% |
| T Sambrailo  | T  | 1               | 2%      | 10            | 31% | E McGuire          | RB            | 3       | 5%      | 11            | 34% |
| R Alford     | CB |                 | 61 100% | 12            | 38% | D Dozier           | G             | 1       | 2%      | 6             | 19% |
| D Jones      | LB |                 | 61 100% | 6             | 19% | J Adams            | SS            |         | 66 100% | 8             | 25% |
| R Allen      | SS |                 | 61 100% |               |     | D Lee              | LB            |         | 66 100% | 5             | 16% |
| K Neal       | FS |                 | 61 100% |               |     | D Davis            | LB            |         | 66 100% | 5             | 16% |
| D Campbell   | LB |                 | 61 100% |               |     | M Maye             | FS            |         | 66 100% | 2             | 6%  |
| D Trufant    | CB |                 | 54 89%  | 7             | 22% | D Roberts          | CB            |         | 65 98%  | 7             | 22% |
| D Poe        | DT |                 | 47 77%  | 6             | 19% | L Williams         | DE            |         | 60 91%  | 5             | 16% |
| G Jarrett    | DT |                 | 47 77%  | 6             | 19% | M Wilkerson        | DE            |         | 54 82%  | 5             | 16% |
| B Poole      | CB |                 | 43 70%  | 6             | 19% | J Jenkins          | LB            |         | 46 70%  | 5             | 16% |
| V Beasley    | LB |                 | 38 62%  |               |     | M Claiborne        | CB            |         | 43 65%  |               |     |
| A Clayborn   | DE |                 | 37 61%  |               |     | R Nelson           | CB            |         | 39 59%  | 12            | 38% |
| T McKinley   | DE |                 | 25 41%  |               |     | K Ealy             | DE            |         | 39 59%  | 5             | 16% |
| D Shelby     | LB |                 | 22 36%  | 6             | 19% | J Martin           | LB            |         | 32 48%  | 25            | 78% |
| A Rubin      | DT |                 | 21 34%  |               |     | S McLendon         | NT            |         | 29 44%  | 5             | 16% |
| B Reed       | DE |                 | 18 30%  | 11            | 34% | J Burris           | CB            |         | 22 33%  | 20            | 62% |
| C Upshaw     | DE |                 | 9 15%   |               |     | F Bishop           | LB            |         | 10 15%  | 5             | 16% |
| K Ishmael    | FS |                 | 4 7%    | 27            | 84% | E Stinson          | DT            |         | 8 12%   |               |     |
| D Kazee      | SS |                 | 1 2%    | 22            | 69% | M Pannel           | NT            |         | 6 9%    | 6             | 19% |
| S Neasman    | SS |                 |         | 25            | 78% | R Miles            | FS            |         | 4 6%    | 26            | 81% |
| J Grace      | LB |                 |         | 22            | 69% | T Brooks           | SS            |         | 4 6%    | 16            | 50% |
| C Goodwin    | CB |                 |         | 22            | 69% | B Carter           | LB            |         | 1 2%    | 21            | 66% |
| E Saubert    | TE |                 |         | 21            | 66% | J Stanford         | LB            |         |         | 26            | 81% |
| M Boshier    | P  |                 |         | 16            | 50% | J Harrison         | C             |         |         | 12            | 38% |
| T Ward       | RB |                 |         | 15            | 47% | C Catanzaro        | K             |         |         | 11            | 34% |
| A Roberts    | WR |                 |         | 10            | 31% | T Hennessy         | LS            |         |         | 11            | 34% |
| J Harris     | LS |                 |         | 10            | 31% | L Edwards          | P             |         |         | 11            | 34% |
| B Garland    | G  |                 |         | 10            | 31% | D Bass             | LB            |         |         | 10            | 31% |
| M Bryant     | K  |                 |         | 5             | 16% |                    |               |         |         |               |     |



**ATLANTA FALCONS**  
**RECORDS & RESULTS**

# TEAM RECORDS

## FALCONS ALL-TIME RECORDS

**Total Regular Season Games Played: 786**

**Regular Season Record: 343-437-6** (52 seasons)

**Home: 201-190-2 Away: 140-247-4**

### Playoff Games Played:

23..... (10 home, 11 away, 2 neutral)

### Playoff Record:

9-13..... (6-3 home, 3-8 away, 0-2 neutral)

### Most Games Won, Season:

16 (14 regular — 2 playoff)..... 1998

13 (11 regular — 2 playoff)..... 2016

13 (all regular season)..... 2012

13 (all regular season)..... 2010

12 (all regular season)..... 1980

12 (11 regular — 1 playoff)..... 2004

### Best Winning Percentage, Overall Season:

.842 (16-3)..... 1998

### Best Win. Per., Reg. Season:

.875 (14-2)..... 1998

### Playoff Berths:

13..... (1978, '80, '82, '91, '95, '98,  
..... '02, '04, '08, '10, '11, '12, '16)

### Division Titles:

6..... 1980, '98, '04, '10, '12, '16

### Conference Championships:

2..... 1998, '16

## CONSECUTIVES

### Most Consecutive Wins:

9..... (1998)

9..... (1980)

### Most Consecutive Home Wins:

10..... (2 in 1997, 8 in 1998)

### Most Consecutive Road Wins:

6..... (1980)

## ATTENDANCE

### Home Season (10 games)

703,423..... (1992)

703,361..... (2006)

701,556..... (2005)

### Largest Attendance, Home Game

71,151..... (10/22/06 vs. Pitt.)

71,102..... (12/16/06 vs. Dal.)

71,079..... (10/9/05 vs. N. E.)

### Largest Attendance, Away Game

86,436..... (12/3/06 at Was., FedEx Field)

### Consecutive Sellouts, Home (Regular Season)

61..... (2008-2015)

## LARGEST MARGIN OF VICTORY

55 (at N.O., 62-7)..... (9/16/73)

42 (vs T.B., 56-14)..... (9/18/14)

41 (at Car., 41-0)..... (11/24/02)

## LARGEST MARGIN OF LOSSES

59..... at LA Rams, 0-59 (12/4/76)

## BIGGEST COMEBACKS

21..... vs. G.B. (11/27/83)

..... Down 21-0, Won 47-41-OT

21..... at NYJ. (10/23/83)

..... Down 21-0, Won 27-21

18..... at Stl. (11/9/80)

..... Down 24-6, Won 33-27 OT

## LONGEST GAME PLAYED

4:23..... S.F. (10/6/85)

## SHORTEST GAME PLAYED

2:16..... at N.E. (9/24/72)

## SCORING

### Most Points, Season:

540..... (2016)

442..... (1998)

426..... (1981)

### Most Points, Game:

62..... at N.O. (7) (9/16/73)

56..... vs. T.B. (14) (9/18/14)

51..... vs. Car. (23) (10/4/98)

### Most Points, First Half:

35..... at S.F. (10/11/09)

### Most Points, Second Half:

38..... at N.O. (9/16/73)

### Most Points, One Quarter:

33..... vs. T.B., (2nd Qtr) (11/17/91)

# TEAM RECORDS

## Most Points, Each Quarter:

1st: 21 (Seven Times) . . . . Last vs. S.F. (12/18/16)  
2nd: 33 . . . . .vs. T.B. (11/17/91)  
3rd: 24 at N.O. . . . . (10/19/80)  
4th: 31 at G.B. . . . . (9/13/81)

## Most Points, Both Teams, Game

90 Atlanta (33) vs. Pitt. (57) . . . . (12/18/66)  
88 Atlanta (47) at G.B. (41) . . . . (11/27/83)  
85 Atlanta (44) vs. Sea. (41) . . . . (12/30/07)

## Most Points, Both Teams, By Quarter

1st: 34 Atlanta (13) at LA Rai. (21) . . (11/30/75)  
2nd: . . . . .41 Atlanta (20) at N.O.(21)  
(9/2/79)  
3rd: 35 Atlanta (14) vs. Pitt. (21) . . . (12/18/66)  
4th: 43 Atlanta (28) vs. Car (15) . . . (11/23/08)

## Most Touchdowns, Season

63 (2016)  
53 (1998)  
52 (1981)

## Most Touchdowns, Game

8, Two Times . . . . .Last vs T.B. (9/18/14)L

## Most Touchdowns, Both Teams, Game

12 Atlanta (5) vs. Pitt. (7) . . . . . (12/18/66)

## Most PATs, Season

56 (2016)  
51 (1998)  
51 (1981)

## Most PATs, Game

8, Two Times . . . . .Last vs T.B. (9/18/14)

## Most Two-Point Conversions, Season

4 (4 for 4) . . . . . (2005)

## Most FG's, Season

34 (37 att.) . . . . . (2016)  
33 (38 att.) . . . . . (2012)  
33 (40 att.) . . . . . (1995)

## Most FG's Made, Game

6 at N.O. . . . . (11/13/94)

## Most FG's Made, Both Teams

8 Atlanta (6) at N.O.(2) . . . . . (11/13/94)

## Most FG's Attempted, Game

6 vs. Chi, (5 made) . . . . . (10/12/08)  
6 vs. Ari, (6 made) . . . . . (10/1/06)

## Most FG's Attempted, Both Teams

10 Atlanta (3) vs. Stl. (7) . . . . . (12/11/66)

## Most Consecutive Games Scored In

176 (2004-2015)

## FIRST DOWNS

### Most First Downs, Season

379 (2016)  
359 (2015)  
353 (2010)

### Most First Downs, Game

35 vs. N.O.(OT) . . . . . (1979)  
33 vs. Ari . . . . . (2010)

### Most First Downs, Both Teams

58, Twice Last ATL (28) vs N.O. (30) (OT) (9/18/14)

### Most First Downs, Rushing, Season

149 (1986)  
149 (1985)

### Most First Downs, Rushing, Game

19 vs. N.O. (10/24/71)

### Most First Downs, Passing, Season

246 (2012)  
239 (2016)  
233 (2014)

### Most First Downs, Passing, Game

22 at Car. (12/9/12)  
22 vs. Det.(11/5/95)

### Most First Downs, Penalty, Season

42 (2010)

### Most First Downs, Penalty, Game

8 vs. Ari (9/19/10)

## TOTAL YARDS

### Most Net Yards Gained, Season

6,653 . . . . . (2016)  
6,051 . . . . . (2014)  
6,026 . . . . . (2011)

### Most Yards Gained, Game

571 vs. Car., (90-R, 481-P)(10/2/16)  
568 vs. N.O., (123-R, 445-P)(9/7/14)  
563 vs. STL, (209-R, 354-P)(11/9/180)

### Most Yards Gained, Game, Both Teams

1,092 . . . Atlanta (447) at Pitt. (645)(11/10/02)  
1,061 . . . Atlanta (552) at N.O.(509)(9/2/79)

# TEAM RECORDS

## Most Total Plays, Season

1,144 .....(1981)  
 1,097..... (2010)  
 1,090 ..... (1985)

## RUSHING

### Most Yards Gained, Season

\*2,939.....(2006)  
 \*2,672.....(2004)  
 \*2,546 .....(2005)  
 \*NFL leader

### Most Yards Gained, Game

318 vs. Det. ....(9/7/08)  
 306vs. T.B. .... (9/17/06)  
 297 vs. LA Rams. .... (10/1/72)

### Most Yards Gained, Both Teams, Game

476 Atlanta (169) vs. Was. (307) .... (11/3/85)

### Most Rushing Attempts, Season

582(1977)  
 578(1986)  
 560(2008)

### Most Rushing Attempts, Game

58 at T.B. .... (11/27/77)

### Most Rushing Att. Both Teams, Game

105 Atlanta (43) at Oak. (62) ..... (11/30/75)

### Best Rushing Average, Season

5.5 (2006)  
 5.1 (2004)  
 4.8 (2005)

### Most TD's Rushing, Season

23 (2008)  
 23 (2002)  
 20 (2004)  
 20 (2016)

### Most TD's Rushing, Game

5 vs. Car.(11/23/08)  
 5 at S.D. (10/21/73)

## PASSING

### Most Net Yards Passing, Season

4,944 ..... (2016)  
 4,553 ..... (2014)  
 4,509 ..... (2012)

### Most Net Yards Passing, Game

481 vs Car..... (10/2/16)  
 445 vs N.O. .... (9/7/14)  
 434at N.O. ....(12/26/11)

### Most Net Yds Passing, Both Teams, Game

807Atlanta (365) vs. S.F. (442).....(10/14/90)

### Most Passing Attempts, Season

659(2013)  
 632(2014)  
 629(1994)

### Most Passing Attempts, Game

66 vs. Det. (37 comp.) .....(12/24/89)  
 61 at Arz. (34 comp.) ..... (10/27/13)  
 61 at N.O. (40 comp.).....(12/26/11)

### Most Passing Att. Both Teams, Game

102 Atlanta (45) vs. S.F. (57) ..... (10/6/85)

### Most Passes Completed, Season

445(659 att.) ..... (2013)  
 422(615 att.) ..... (2012)  
 418 (632 att.) ..... (2014)

### Most Passes Completed, Game

40 at N.O. (61 att.).....(12/26/11)  
 37, Four Times  
 Last vs. TB ( 45 att.) ..... (11/1/15)

### Most Passes Comp. Both Teams, Game

68 Atlanta (31) vs. S.F. (37)..... (10/6/85)

### Best Completion Percentage, Season

69.9..... (2016)  
 68.6 ..... (2012)  
 67.5..... (2013)

### Most TD Passes, Season

38 (2016)  
 33 (1992)  
 32 (2012)

### Most TD Passes, Game

5 at T.B. .... (12/13/92)

### Most TD Passes, Both Teams, Game

10 Atlanta (4) vs. S.F. (6) .....(10/14/90)

### Most Passes Had Intercepted, Season

32 (501 att.) ..... (1987)  
 31 (355 att.) .....(1974)  
 30 (600 att.)..... (1996)

### Fewest Passes, Intercepted, Season

7 (534 att.)..... (2016)  
 9 (577 att.)..... (2010)  
 10 (507 att.)..... (1983)

# TEAM RECORDS

## Fewest Times Passer Thrown For Loss, Season

17 (434 att.).....(2008)  
 23 (577 att.)..... (2010)  
 26 (594 att.).....(2011)

## Fewest Sacks Per Play, Season

1 per 33.4 plays..... (2014)  
 1 per 26.9 plays..... (2016)  
 1 per 25.5 plays.....(2008)

## PUNTING

### Highest Punting Average, Season

46.7 ..... (2016)  
 46.4..... (2015)  
 45.9..... (2012)

### Most Punts, Season

110 (1978)

### Most Punts, Game

12 vs. Was..... (12/10/78)

## PUNT RETURNS

### Highest Punt Return Average, Season

14.3.....(2003)  
 13.6..... (2001)  
 13.3..... (2014)

### Most Punt Returns, Season

60 (1976)

### Most Punt Returns, Game

8 Three Times  
 Last at Det. .... (11/12/00)

### Most Yards Gained, Season

635(1974)  
 613 (2003)  
 536(1980)

### Most Yards Gained, Game

139 vs. Dal. .... (11/11/01)

### Most TD Returns, Season

2 (1970, 1999)

### Most TD Returns, Game

1 15 Times  
 Last vs. T.B. .... (9/18/14)

## KICKOFF RETURNS

### Highest Kickoff Return Average, Season

26.5..... (2010)  
 25.7..... (2015)  
 25.2..... (1998)

## Most Kickoff Returns, Season

87 (1996)

## Most Yards Gained, Season

1,890.....(2000)  
 1,825..... (1996)  
 1,737..... (1966)

## Most Yards Gained, Game

257 at Den. ....(9/10/00)  
 249 vs. Pitt. .... (9/27/93)  
 237 vs. Sea.....(12/30/07)

## Most TD Returns, Season

3 (2000)

## TURNOVERS/TAKEAWAYS

### Most Fumbles Had, Season

42 (1972)

### Most Fumbles Lost, Season

24 (1974)

### Most Fumbles Lost, Game

5 Three Times  
 Last vs. N.O. .... (11/25/79)

### Most Turnovers, Season

55 (24 Fum., 31 int.) .....(1974)

### Most Takeaways, Season

48 (1977)

### Biggest Turnover Differential, Season

+23(48 Takeaways, 25 Turnovers) ..... (1977)  
 +20(44 Takeaways, 24 Turnovers) ..... (1998)

### Biggest Turnover Deficit, Season

-26 (29 Takeaways, 55 Turnovers) .....(1974)  
 -22 (27 Takeaways, 49 Turnovers) ..... (1987)

## QUARTERBACK SACKS MADE

### Most Sacks, Season

55 (1997)  
 48 (2004)  
 47 (2002)  
 47 (1978)

### Most Sack Yardage, Season

425(1978)  
 396(1980)  
 391 (1977)



# TEAM RECORDS

## Most Sacks, Game

10 at N.O. .... (10/12/97)

## OPPONENT FUMBLES/RECOVERIES

### Most Fumbles, Game

7 at Min. .... (12/21/08)

7 vs. Phi. .... (10/5/76)

## PENALTIES

### Most Penalties, Season

130 (1,083 yds.) .... (1978)

### Most Penalties, Game

17 at S.F. .... (11/5/78)

### Fewest Penalties, Season

55 (415 yds.) .... (2012)\*  
\*NFL Record

58 (598 yds.) .... (2010)

63 (601 yds.) .... (1969)

63 (659 yds.) .... (1968)

### Fewest Penalties, Game

1 18 Times

Last at IND. .... (11/06/11)

### Most Yards, Penalties, Game

153 vs. G.B., (16 penalties) .... (12/26/72)

## TIME OF POSSESSION

### Largest Advantage, Game (Atlanta in regulation)

(45:15) ..... Atl. at Oak. (14:45)  
(11/2/08)

(43:21) ..... Atl. vs. LA Rams (16:39)  
(11/17/85)

(42:39) ..... Atl. vs. S.F. (17:21)  
(12/19/82)

## INTERCEPTIONS

### Most Interceptions, Season

26 (1980)

26 (1977)

### Most Interceptions, Game

6 at N.O. .... (9/16/73)

6 vs. LA Rams. .... (10/1/72)

# INDIVIDUAL RECORDS

## SCORING

### Most Points Career:

|     |       |                                    |
|-----|-------|------------------------------------|
| 949 | ..... | <b>Matt Bryant (2009-17)</b>       |
| 806 | ....  | Morten Andersen (1995-00, 2006-07) |
| 558 | ..... | Mick Luckhurst (1981-87)           |
| 436 | ..... | Jay Feely (2001-04)                |
| 395 | ..... | Norm Johnson (1991-94)             |

### Most Points, Season:

|     |       |                           |
|-----|-------|---------------------------|
| 158 | ..... | <b>Matt Bryant (2016)</b> |
| 143 | ..... | <b>Matt Bryant (2012)</b> |
| 138 | ..... | Jay Feely (2002)          |
| 129 | ..... | Jason Elam (2008)         |
| 128 | ..... | <b>Matt Bryant (2010)</b> |

### Most Points, Game:

|    |       |                                    |
|----|-------|------------------------------------|
| 24 | ..... | Michael Turner vs. Car. (11/23/08) |
| 24 | ..... | T.J. Duckett vs. Oak. (12/12/04)   |
| 20 | ..... | Norm Johnson at N.O. (11/13/94)    |

### Most Consecutive Games Scoring:

|     |       |   |
|-----|-------|---|
| 124 | ..... | Morten Andersen (1995-WK 1, 2000, 2006 W2-W17, 2007 W 2-W 17) |
| 95  | ..... | Matt Bryant (2009-WK 13, 2015)                                |

### Most Touchdowns, Career:

|    |       |                            |
|----|-------|----------------------------|
| 63 | ..... | Roddy White (2005-15)      |
| 61 | ..... | Michael Turner (2008-12)   |
| 57 | ..... | Terance Mathis (1994-2001) |
| 56 | ..... | Andre Rison (1990-94)      |
| 48 | ..... | Gerald Riggs (1982-88)     |

### Most Touchdowns, Season:

|    |       |                               |
|----|-------|-------------------------------|
| 17 | ..... | Michael Turner (2008)         |
| 16 | ..... | Jamal Anderson (1998)         |
| 15 | ..... | Andre Rison (1993)            |
| 14 | ..... | <b>Devonta Freeman (2015)</b> |

### Most Touchdowns, Game:

|   |       |                                    |
|---|-------|------------------------------------|
| 4 | ..... | Michael Turner vs. Car. (11/23/08) |
| 4 | ..... | T.J. Duckett vs. Oak. (12/12/04)   |

### Most Consecutive Games, TD Scored:

|   |       |                       |
|---|-------|-----------------------|
| 7 | ..... | Michael Turner (2009) |
| 7 | ..... | T.J. Duckett (2003)   |
| 6 | ..... | Terance Mathis (1998) |

### Most Two-Point Conversions, Career:

|   |       |                            |
|---|-------|----------------------------|
| 6 | ..... | Terance Mathis (1994-2001) |
| 3 | ..... | Brian Finneran (2000-08)   |

### Most Two-Point Conversions, Season:

|   |       |                       |
|---|-------|-----------------------|
| 3 | ..... | Terance Mathis (1995) |
| 3 | ..... | Brian Finneran (2005) |
| 2 | ..... | Terance Mathis (1994) |

## KICKING

### Most PAT's Made, Career:

|     |       |                                      |
|-----|-------|--------------------------------------|
| 319 | ..... | <b>Matt Bryant (2009-17)</b>         |
| 254 | ..    | Morten Andersen (1995-2000, 2006-07) |
| 213 | ..... | Mick Luckhurst (1981-87)             |
| 143 | ..... | Norm Johnson (1991-94)               |
| 142 | ..... | Jay Feely (2001-04)                  |

### Most PAT's Attempted, Career:

|     |       |                                      |
|-----|-------|--------------------------------------|
| 320 | ..... | <b>Matt Bryant (2009-17)</b>         |
| 256 | ..    | Morten Andersen (1995-2000, 2006-07) |
| 216 | ..... | Mick Luckhurst (1981-87)             |
| 144 | ..... | Norm Johnson (1991-94)               |
| 144 | ..... | Jay Feely (2001-04)                  |

### Most PAT's Made, Season:

|    |       |                        |
|----|-------|------------------------|
| 56 | ..... | Matt Bryant (2016)     |
| 51 | ..... | Morten Andersen (1998) |
| 51 | ..... | Mick Luckhurst (1981)  |

### Most PAT's Attempted, Season:

|    |       |                        |
|----|-------|------------------------|
| 57 | ..... | Matt Bryant (2016)     |
| 52 | ..... | Morten Andersen (1998) |
| 51 | ..... | Mick Luckhurst (1981)  |

### Most PAT's Made, Game:

|           |      |                                     |
|-----------|------|-------------------------------------|
| 8 (Twice) | .... | Last, Matt Bryant vs T.B. (9/18/14) |
|-----------|------|-------------------------------------|

### Most PAT's Attempted, Game:

|           |      |                                     |
|-----------|------|-------------------------------------|
| 8 (Twice) | .... | Last, Matt Bryant vs T.B. (9/18/14) |
|-----------|------|-------------------------------------|

### Most Consecutive PAT's Made:

|     |       |  |
|-----|-------|--|
| 257 | ..... | <b>Matt Bryant (2009 W13-2016 W10)</b> |
| 153 | ....  | Morten Anderson (1998 W4-2000, '06-07) |
| 139 | ..... | Norm Johnson (1991-94)                 |
| 134 | ..... | Mick Luckhurst (1983-87)               |

### Most FG's Made, Career:

|     |       |                                      |
|-----|-------|--------------------------------------|
| 210 | ..... | <b>Matt Bryant (2009-17)</b>         |
| 184 | ..    | Morten Andersen (1995-2000, 2006-07) |
| 115 | ..... | Mick Luckhurst (1981-87)             |
| 98  | ..... | Jay Feely (2001-04)                  |

### Most FG's Made, Season:

|    |       |                           |
|----|-------|---------------------------|
| 33 | ..... | <b>Matt Bryant (2012)</b> |
| 32 | ..... | Jay Feely (2002)          |
| 31 | ..... | Morten Andersen (1995)    |

### Most FG's Made, Game:

|   |       |                                   |
|---|-------|-----------------------------------|
| 6 | ..... | Norm Johnson at N.O. (11/13/94)   |
| 6 | ..... | Morten Andersen vs. Ari (10/1/06) |

# INDIVIDUAL RECORDS

## Most FGs Attempted, Career:

|     |                 |                     |
|-----|-----------------|---------------------|
| 227 | Matt Bryant     | (2009-17)           |
| 224 | Morten Andersen | (1995-2000, '06-07) |
| 164 | Mick Luckhurst  | (1981-87)           |
| 127 | Jay Feely       | (2001-04)           |

## Most FGs Attempted, Season

|           |                    |               |
|-----------|--------------------|---------------|
| 40        | Jay Feely          | (2002)        |
| <b>38</b> | <b>Matt Bryant</b> | <b>(2012)</b> |
| 38        | Nick Mike-Mayer    | (1973)        |

## Most FGs Attempted, Game

|   |              |                     |
|---|--------------|---------------------|
| 6 | Jason Elam   | vs. Chi. (10/12/08) |
| 6 | Norm Johnson | at N.O. (11/13/94)  |

## Most Consecutive FGs Made

|           |                    |   |
|-----------|--------------------|---|
| <b>30</b> | <b>Matt Bryant</b> | <b>(2010) (16), (2011) (1st 14)</b>     |
| 26        | Norm Johnson       | (1992) (5), (1993) (1 <sup>st</sup> 21) |
| 18        | Todd Peterson      | (2005)                                  |
| 18        | Morten Andersen    | (1995) (Wks. 1-9)                       |

## Best FG Percentage, Career (Min. 35)

|             |                                 |                     |
|-------------|---------------------------------|---------------------|
| <b>.879</b> | <b>Matt Bryant (210 of 239)</b> | <b>.. (2009-17)</b> |
| .866        | Norm Johnson (84 of 97)         | ... (1991-94)       |
| .821        | Morten Andersen (184 of 224)    | (95-2000, 2006-07)  |

## Best FG Percentage, Season

|             |                               |                     |
|-------------|-------------------------------|---------------------|
| .963        | Norm Johnson (26 of 27)       | .....(1993)         |
| .935        | Jason Elam (29 of 31)         | ..... (2008)        |
| <b>.931</b> | <b>Matt Bryant (27 of 29)</b> | <b>..... (2011)</b> |

## Most 50-yard FGs, Career

|           |                    |                         |
|-----------|--------------------|-------------------------|
| <b>36</b> | <b>Matt Bryant</b> | <b>.....(2009-2017)</b> |
| 15        | Morten Andersen    | (1995-2000,2006-'07)    |
| 8         | Norm Johnson       | ..... (1991-94)         |
| 8         | Mick Luckhurst     | ..... (1981-87)         |

## Most 50-yard FGs, Season

|          |                    |                     |
|----------|--------------------|---------------------|
| 8        | Morten Andersen    | .....(1995)         |
| <b>8</b> | <b>Matt Bryant</b> | <b>..... (2016)</b> |
| <b>7</b> | <b>Matt Bryant</b> | <b>..... (2014)</b> |

## Most 50-yard FGs, Game

|   |                  |   |
|---|------------------|---|
| 3 | Morten Andersen* | vs. N.O.(12/10/95)                          |
|   |                  | *(tied for NFL Record, Neil Rackers in '04) |

## Longest Field Goal, Career

|               |                    |                                 |
|---------------|--------------------|---------------------------------|
| <b>59 yds</b> | <b>Matt Bryant</b> | <b>..... vs.K.C., (12/4/16)</b> |
| 59 yds        | Morten Andersen    | ..vs. S.F., (12/24/95)          |
| 58yds         | Michael Koenen     | ... vs. N.E., (10/9/05)         |

## RUSHING

### Most Yards Gained, Career

|       |                 |                 |
|-------|-----------------|-----------------|
| 6,631 | Gerald Riggs    | ..... (1982-88) |
| 6,081 | Michael Turner  | ..... (2008-12) |
| 5,986 | William Andrews | ..... (1979-86) |
| 5,981 | Warrick Dunn    | ..... (2002-07) |
| 5,336 | Jamal Anderson  | ..... (1994-01) |

### Most Yards Gained, Season

|       |                |              |
|-------|----------------|--------------|
| 1,846 | Jamal Anderson | .....(1998)  |
| 1,719 | Gerald Riggs   | .....(1985)  |
| 1,699 | Michael Turner | ..... (2008) |

### Most 1,000-yard Seasons

|   |                 |                       |
|---|-----------------|-----------------------|
| 4 | Jamal Anderson  | .....(1996-98, 2000)  |
| 4 | William Andrews | ..... (1979-81, 1983) |
| 3 | Warrick Dunn    | ..... (2004-06)       |
| 3 | Gerald Riggs    | .....(1984-86)        |
| 3 | Michael Turner  | ..... (2008, 10-11)   |

### Most Consecutive 1,000-yard Seasons

|   |                 |                 |
|---|-----------------|-----------------|
| 3 | Warrick Dunn    | ..... (2004-06) |
| 3 | Jamal Anderson  | ..... (1996-98) |
| 3 | Gerald Riggs    | .....(1984-86)  |
| 3 | William Andrews | ..... (1979-81) |

### Most Yards Gained, Game

|     |                        |                           |
|-----|------------------------|---------------------------|
| 220 | Michael Turnervs. Det. | (22 att), (9/7/08)        |
| 208 | Michael Turnervs. Stl. | (25att), (12/28/08)       |
| 202 | Gerald Riggs           | at N.O.(35 att), (9/2/84) |

### Most Rushing Attempts, Career

|       |                 |                   |
|-------|-----------------|-------------------|
| 1,587 | Gerald Riggs    | ..... (1982-88)   |
| 1,413 | Warrick Dunn    | ..... (2002-07)   |
| 1,411 | Michael Turner  | ..... (2008-12)   |
| 1,329 | Jamal Anderson  | ..... (1994-01)   |
| 1,315 | William Andrews | ..... (1979-1986) |

### Most Rushing Attempts, Season

|     |                |              |
|-----|----------------|--------------|
| 410 | Jamal Anderson | .....(1998)  |
| 397 | Gerald Riggs   | .....(1985)  |
| 376 | Michael Turner | ..... (2008) |

### Most Rushing Attempts, Game

|    |              |                                       |
|----|--------------|---------------------------------------|
| 41 | Gerald Riggs | .....vs. LA Rm. (123 yds), (11/17/85) |
| 39 | Gerald Riggs | at N.O.(158 yds), (12/22/85)          |
| 37 | Erric Pegram | at Cin. (180 yds), (12/26/93)         |

### Most 100-Yard Games, Career

|    |                 |                 |
|----|-----------------|-----------------|
| 27 | Michael Turner  | ..... (2008-12) |
| 25 | Gerald Riggs    | ..... (1982-88) |
| 22 | William Andrews | ..... (1979-86) |

# INDIVIDUAL RECORDS

## Most 100-Yard Games, Season

|    |                |        |
|----|----------------|--------|
| 12 | Jamal Anderson | (1998) |
| 9  | Gerald Riggs   | (1985) |
| 8  | Michael Turner | (2008) |

## Most TD's Rushing, Career

|    |                |             |
|----|----------------|-------------|
| 60 | Michael Turner | (2008-12)   |
| 48 | Gerald Riggs   | (1982-88)   |
| 34 | Jamal Anderson | (1994-2001) |

## Most TDs Rushing, Season

|    |                |        |
|----|----------------|--------|
| 17 | Michael Turner | (2008) |
| 14 | Jamal Anderson | (1998) |
| 13 | Gerald Riggs   | (1984) |

## Most TD's Rushing, Game

|   |                |                      |
|---|----------------|----------------------|
| 4 | Michael Turner | vs. Car. (11/23/08)  |
| 4 | T.J. Duckett   | vs. Oak., (12/12/04) |

## Most Consecutive Games, Rushing TD

|   |                |        |
|---|----------------|--------|
| 7 | Michael Turner | (2009) |
| 7 | T.J. Duckett   | (2003) |
| 5 | Michael Turner | (2012) |

## Highest Average Gain, Career (750 carries)

|     |                 |           |
|-----|-----------------|-----------|
| 4.6 | William Andrews | (1979-86) |
| 4.3 | Michael Turner  | (2008-12) |
| 4.2 | Warrick Dunn    | (2002-07) |
| 4.2 | Gerald Riggs    | (1982-88) |

## Highest Average Gain, Season (Min. 150 Carries)

|     |                 |        |
|-----|-----------------|--------|
| 5.1 | Warrick Dunn    | (2005) |
| 4.9 | Michael Turner  | (2009) |
| 4.9 | William Andrews | (1980) |

## Highest Average Gain, Game (Min. 10 Carries)

|      |              |                               |
|------|--------------|-------------------------------|
| 17.3 | Michael Vick | at Min. (10-173), (12/1/02)   |
| 13.8 | Michael Vick | vs. N.O. (12-166), (11/26/06) |
| 10.4 | Warrick Dunn | vs. NYG (14-146), (10/15/06)  |

## PASSING

### Most Yards Gained Passing, Career

|        |                  |           |
|--------|------------------|-----------|
| 39,545 | Matt Ryan        | (2008-17) |
| 23,470 | Steve Bartkowski | (1975-85) |
| 14,066 | Chris Miller     | (1987-93) |

### Most Gross Yards Passing, Season

|       |           |        |
|-------|-----------|--------|
| 4,944 | Matt Ryan | (2016) |
| 4,719 | Matt Ryan | (2012) |
| 4,694 | Matt Ryan | (2014) |

## Most 300-Yard Games, Career

|    |                  |           |
|----|------------------|-----------|
| 42 | Matt Ryan        | (2008-16) |
| 12 | Steve Bartkowski | (1975-85) |
| 8  | Chris Miller     | (1987-93) |

## Most 300-Yard Games, Season

|   |           |        |
|---|-----------|--------|
| 7 | Matt Ryan | (2013) |
| 7 | Matt Ryan | (2012) |
| 6 | Matt Ryan | (2014) |
| 6 | Matt Ryan | (2011) |

## Most Gross Yards Passing, Game

|     |                |                              |
|-----|----------------|------------------------------|
| 503 | Matt Ryan      | vs. Car (48-33), (10/2/16)   |
| 448 | Matt Ryan      | vs. N.O. (37-34), (9/7/14)   |
| 431 | Chris Chandler | vs. Buf. (28-40), (12/23/01) |
| 421 | Matt Ryan      | vs. NE. (23-30), (9/29/13)   |

## Most Passes Attempted, Career

|       |                  |           |
|-------|------------------|-----------|
| 5,296 | Matt Ryan        | (2008-17) |
| 3,330 | Steve Bartkowski | (1975-85) |
| 2,089 | Chris Miller     | (1987-93) |

## Most Passes Attempted, Season

|     |           |        |
|-----|-----------|--------|
| 651 | Matt Ryan | (2013) |
| 628 | Matt Ryan | (2014) |
| 615 | Matt Ryan | (2012) |

## Most Passes Attempted, Game

|    |                  |                                |
|----|------------------|--------------------------------|
| 66 | Chris Miller     | vs. Det. (37 comp), (12/24/89) |
| 61 | Matt Ryan        | vs. NE (34 comp.), (9-29-13)   |
| 56 | Steve Bartkowski | vs. Oak. (34 comp), (9/19/82)  |

## Most Passes Completed, Career

|       |                  |           |
|-------|------------------|-----------|
| 3,441 | Matt Ryan        | (2008-17) |
| 1,871 | Steve Bartkowski | (1975-85) |
| 1,129 | Chris Miller     | (1987-93) |

## Most Passes Completed, Season

|     |           |        |
|-----|-----------|--------|
| 439 | Matt Ryan | (2013) |
| 422 | Matt Ryan | (2012) |
| 415 | Matt Ryan | (2014) |

## Most Passes Completed, Game

|    |              |                      |
|----|--------------|----------------------|
| 37 | Matt Ryan    | at SF., (12/23/13)   |
| 37 | Matt Ryan    | vs. T.B., (11/1/15)  |
| 37 | Chris Miller | vs. Det., (12/24/89) |

## Highest Completion Percentage, Career (600 att.)

|      |              |           |
|------|--------------|-----------|
| 65.0 | Matt Ryan    | (2008-16) |
| 60.5 | Jeff George  | (1994-96) |
| 59.8 | Bobby Hebert | (1993-96) |

# INDIVIDUAL RECORDS

## Highest Completion Percentage, Season

|             |                               |
|-------------|-------------------------------|
| <b>.699</b> | <b>Matt Ryan</b> ..... (2016) |
| <b>.686</b> | <b>Matt Ryan</b> ..... (2012) |
| .681        | Wade Wilson.....(1992)        |

## Highest Completion Percentage, Game (Minimum 20 Att.)

|             |  |
|-------------|--|
| <b>.875</b> | <b>Matt Ryan vs. T.B.(56-14),(9/18/14)</b>   |
| <b>.857</b> | <b>Matt Ryan vs. G.B (24-28),(11/28/10)</b>  |
| .857        | Steve Bartkowski vs. Det. (24-28), (9/9/84)  |
| .826        | Steve Bartkowski at Pitt. (19-23),(10/28/84) |
| .826        | Steve Bartkowski at S.F.(19-23), (9/25/83)   |

## Best QB Rating, Career

|             |                                  |
|-------------|----------------------------------|
| <b>93.6</b> | <b>Matt Ryan</b> ..... (2008-16) |
| 87.4        | Chris Chandler ..... (1997-2001) |
| 85.6        | Jeff George.....(1994-96)        |

## Best QB Rating, Season (Minimum 100 Att.)

|              |                               |
|--------------|-------------------------------|
| <b>117.1</b> | <b>Matt Ryan</b> ..... (2016) |
| 110.2        | Wade Wilson.....(1992)        |
| 106.7        | Bob Berry .....(1969)         |

## Most TD Passes, Career

|            |                                  |
|------------|----------------------------------|
| <b>242</b> | <b>Matt Ryan</b> ..... (2008-16) |
| 154        | Steve Bartkowski..... (1975-85)  |
| 87         | Chris Chandler ..... (1997-2001) |
| 87         | Chris Miller..... (1987-93)      |

## Most TD Passes, Season

|           |                               |
|-----------|-------------------------------|
| <b>38</b> | <b>Matt Ryan</b> ..... (2016) |
| <b>32</b> | <b>Matt Ryan</b> ..... (2012) |
| 31        | Steve Bartkowski..... (1980)  |

## Most TD Passes, Game

|   |                                       |
|---|---------------------------------------|
| 5 | Wade Wilson ..... vs. T.B. (12/13/92) |
|---|---------------------------------------|

## Most Consecutive Games, TD Pass

|           |                                  |
|-----------|----------------------------------|
| 27        | Chris Chandler..... (1997-99)    |
| <b>22</b> | <b>Matt Ryan</b> ..... (2011-12) |

## Most Consecutive Passes Without Int.

|            |                                  |
|------------|----------------------------------|
| 197        | Steve Bartkowski ..... (1982-83) |
| <b>185</b> | <b>Matt Ryan</b> ..... (2010)    |
| 185        | Chris Miller .....(1989)         |

## Most Consecutive Games Without Int.

|   |                              |
|---|------------------------------|
| 6 | Michael Vick ..... (2002)    |
| 5 | Steve Bartkowski .....(1983) |

## Lowest Interception Pct., Career

|            |                                  |
|------------|----------------------------------|
| <b>2.3</b> | <b>Matt Ryan</b> ..... (2008-16) |
| 2.7        | Jeff George.....(1994-96)        |
| 3.0        | Michael Vick .....(2001-06)      |

## Lowest Interception Pct., Season (Minimum 150 Att.)

|            |                                       |
|------------|---------------------------------------|
| <b>1.3</b> | <b>Matt Ryan (7-534)</b> ..... (2016) |
| 1.2        | Steve Bartkowski (5-432).....(1983)   |
| <b>1.6</b> | <b>Matt Ryan (9-571)</b> ..... (2010) |

## RECEIVING

### Most Passes Caught, Career

|            |                                   |
|------------|-----------------------------------|
| 765        | Roddy White ..... (2005-14)       |
| 573        | Terance Mathis.....(1994-2001)    |
| <b>534</b> | <b>Julio Jones</b> .....(2011-17) |
| 423        | Andre Rison.....(1990-94)         |

### Most Passes Caught, Season

|            |                                 |
|------------|---------------------------------|
| <b>136</b> | <b>Julio Jones</b> ..... (2015) |
| 115        | Roddy White ..... (2010)        |
| 111        | Terance Mathis..... (1994)      |

### Most 50+ Catch Seasons

|          |                                   |
|----------|-----------------------------------|
| 8        | Terance Mathis.....(1994-2001)    |
| 8        | Roddy White ..... (2007-14)       |
| <b>5</b> | <b>Julio Jones</b> .....(2011-15) |
| 5        | Andre Rison.....(1990-94)         |

### Most Passes Caught, Game

|    |   |
|----|---|
| 15 | William Andrews ... vs. Pitt. (124 yds), (11/15/81) |
| 14 | Andre Rison at Det. (193 yds), (9/4/94)             |
| 13 | Five Times  |
|    | Last, Julio Jones ..... at NYG (135 yds), (9/20/15) |

### Most Yards Gained Receiving, Career

|               |  |
|---------------|--|
| <b>10,863</b> | <b>Roddy White</b> ..... (2005-15)     |
| <b>8,150</b>  | <b>Julio Jones</b> .....(20011-17)     |
| <b>7,349</b>  | <b>Terance Mathis</b> .....(1994-2001) |
| <b>6,267</b>  | <b>Alfred Jenkins</b> ..... (1975-83)  |

### Most Yards Gained Receiving, Season

|              |                                 |
|--------------|---------------------------------|
| <b>1,871</b> | <b>Julio Jones</b> ..... (2015) |
| <b>1,593</b> | <b>Julio Jones</b> ..... (2014) |
| <b>1,409</b> | <b>Julio Jones</b> ..... (2016) |
| <b>1,389</b> | <b>Roddy White</b> ..... (2010) |

### Most Yards Gained Receiving, Game

|            |  |
|------------|--|
| <b>300</b> | <b>Julio Jones vs. Car (12 rec), (10/2/16)</b>   |
| <b>259</b> | <b>Julio Jones . at G.B. (11 rec), (12/8/14)</b> |
| <b>210</b> | <b>Roddy White at S.F. (8 rec), (10/11/09)</b>   |
| <b>201</b> | <b>Roddy White vs. Cin. (11 rec), (10/24/10)</b> |

# INDIVIDUAL RECORDS

## Most 100-Yard Games, Career

|    |                |           |
|----|----------------|-----------|
| 39 | Roddy White    | (2005-14) |
| 36 | Julio Jones    | (2011-17) |
| 16 | Alfred Jenkins | (1975-83) |

## Most 100-Yard Receiving Games, Season

|   |             |        |
|---|-------------|--------|
| 9 | Julio Jones | (2015) |
| 7 | Julio Jones | (2014) |
| 7 | Julio Jones | (2016) |
| 7 | Roddy White | (2012) |
| 7 | Roddy White | (2008) |

## Most TD Receptions, Career

|    |                |             |
|----|----------------|-------------|
| 62 | Roddy White    | (2005-14)   |
| 57 | Terance Mathis | (1994-2001) |
| 56 | Andre Rison    | (1990-94)   |

## Most TD Receptions, Season

|    |                |        |
|----|----------------|--------|
| 15 | Andre Rison    | (1993) |
| 13 | Alfred Jenkins | (1981) |
| 12 | Andre Rison    | (1991) |

## Most TD Receptions, Game

|   |            |   |
|---|------------|---|
| 3 | Five Times | Last vs. Stl (Terance Mathis)(11/19/95) |
|---|------------|---|

## Highest Per Catch Average, Season (minimum 20 catches)

|      |                     |        |
|------|---------------------|--------|
| 22.5 | Ken Burrow (33)     | (1971) |
| 22.4 | Michael Haynes (50) | (1991) |
| 21.3 | Brian Finneran (23) | (2001) |

## KICKOFF RETURNS

### Most Return Yards, Career

|       |               |           |
|-------|---------------|-----------|
| 5,489 | Allen Rossum  | (2002-06) |
| 3,724 | Eric Weems    | (2007-16) |
| 3,388 | Deion Sanders | (1989-93) |

### Most Return Yards, Season

|       |                 |        |
|-------|-----------------|--------|
| 1,491 | Darrick Vaughn  | (2001) |
| 1,317 | Jerious Norwood | (2007) |
| 1,311 | Jerious Norwood | (2008) |

### Most Return Yards, Game

|     |                 |                       |
|-----|-----------------|-----------------------|
| 249 | Tony Smith      | vs. Pitt., (9/27/93)  |
| 220 | Allen Rossum    | vs. Pitt., (10/22/06) |
| 198 | Darrick Vaughn  | at Stl., (1/6/02)     |
| 198 | Clarence Verdin | vs. N.O., (12/11/94)  |

### Highest Average Return, Career (Min. 75)

|      |                 |           |
|------|-----------------|-----------|
| 25.7 | Darrick Vaughn  | (2000-01) |
| 25.5 | Jerious Norwood | (2006-09) |
| 25.3 | Eric Weems      | (2007-16) |

### Highest Average Return, Season (Min. 25)

|      |                  |        |
|------|------------------|--------|
| 27.7 | Darrick Vaughn   | (2000) |
| 27.5 | Eric Weems       | (2010) |
| 27.5 | Sylvester Stamps | (1987) |

### Most Returns, Career

|     |               |           |
|-----|---------------|-----------|
| 250 | Allen Rossum  | (2002-06) |
| 147 | Deion Sanders | (1989-93) |
| 147 | Eric Weems    | (2006-16) |

### Most Returns, Season

|    |                |        |
|----|----------------|--------|
| 62 | Allen Rossum   | (2003) |
| 61 | Darrick Vaughn | (2001) |
| 58 | Allen Rossum   | (2004) |

### Longest Kickoff Returns

|      |                |                     |
|------|----------------|---------------------|
| 102t | Eric Weems     | at T.B., (12/5/10)  |
| 100t | Darrick Vaughn | at Den., (9/10/00)  |
| 100t | Deion Sanders  | at S.F., (10/13/91) |
| 100t | Dennis Pearson | at Stl., (12/17/78) |

### Most Touchdowns, Kickoff Returns, Career

|   |                |           |
|---|----------------|-----------|
| 4 | Darrick Vaughn | (2000-01) |
| 3 | Deion Sanders  | (1989-93) |
| 2 | Byron Hanspard | (1997-99) |

## PUNT RETURNS

### Most Return Yards, Career

|       |               |           |
|-------|---------------|-----------|
| 1,723 | Allen Rossum  | (2002-06) |
| 1,309 | Eric Weems    | (2007-16) |
| 1,251 | Billy Johnson | (1982-87) |

### Most Return Yards, Season

|     |               |        |
|-----|---------------|--------|
| 545 | Allen Rossum  | (2003) |
| 489 | Billy Johnson | (1983) |
| 457 | Allen Rossum  | (2004) |

### Most Return Yards, Game

|     |                |                     |
|-----|----------------|---------------------|
| 139 | Darrien Gordon | vs. Dal. (11/11/01) |
| 116 | Billy Johnson  | at NYJ. (10/23/83)  |
| 108 | Al Dodd        | vs. Chi. (10/13/74) |

### Highest Return Average, Career (Min. 75)

|      |               |           |
|------|---------------|-----------|
| 11.2 | Allen Rossum  | (2002-05) |
| 10.9 | Eric Weems    | (2007-15) |
| 10.1 | Billy Johnson | (1982-87) |

### Highest Return Average, Season (Min. 20)

|      |                |        |
|------|----------------|--------|
| 14.1 | Darrien Gordon | (2001) |
| 14.0 | Allen Rossum   | (2003) |

# INDIVIDUAL RECORDS

## Highest Return Average, Game (Min. 3)

|      |  |
|------|--|
| 46.3 | Darrien Gordon . . . vs. Dal., (11/11/01)  |
| 31.0 | Harry Douglas . . . vs. Car., (11/23/08)   |
| 31.0 | Billy Johnson . . vs. LA Raid., (11/21/82) |

## Most Returns, Career

|     |                                      |
|-----|--------------------------------------|
| 154 | Allen Rossum . . . . . (2002-06)     |
| 124 | Billy Johnson . . . . . (1982-87)    |
| 109 | Rolland Lawrence . . . . . (1973-80) |

## Most Returns, Season

|    |                                   |
|----|-----------------------------------|
| 54 | Rolland Lawrence . . . . . (1976) |
| 52 | Todd Kinchen . . . . . (1997)     |
| 51 | Rolland Lawrence . . . . . (1977) |

## Most Returns, Game

|   |   |
|---|---|
| 8 | Tim Dwight at Det. . . . . (11/12/00)     |
| 8 | Rolland Lawrence . . . at S.F., (10/9/77) |

## Most Touchdowns, Punt Returns, Career

|   |                                   |
|---|-----------------------------------|
| 2 | Allen Rossum . . . . . (2002-06)  |
| 2 | Tim Dwight . . . . . (1998-2000)  |
| 2 | Deion Sanders . . . . . (1989-93) |

## Longest Punt Returns

|     |   |
|-----|---|
| 79t | Deion Sanders . . vs. Cin., (10/28/90)  |
| 77t | Tom McCauley . vs. N.O., (10/25/70)     |
| 75t | Allen Rossum . . . at K.C., (10/24/04)  |
| 75t | John Mallory . . . vs. Min., (12/20/70) |

## COMBINED RETURNS

### Combined Return Yards, Career

|              |                                       |
|--------------|---------------------------------------|
| 7,212        | Allen Rossum . . . . . (2002-06)      |
| <b>5,033</b> | <b>Eric Weems . . . . . (2007-16)</b> |
| 4,177        | Deion Sanders . . . . . (1989-93)     |

### Most Combined Return Yards, Season

|       |                                 |
|-------|---------------------------------|
| 1,836 | Allen Rossum . . . . . (2003)   |
| 1,707 | Allen Rossum . . . . . (2004)   |
| 1,491 | Darrick Vaughn . . . . . (2001) |

### Most Combined Returns, Career

|            |                                       |
|------------|---------------------------------------|
| 404        | Allen Rossum . . . . . (2002-06)      |
| <b>267</b> | <b>Eric Weems . . . . . (2006-16)</b> |
| 240        | Deion Sanders . . . . . (1989-93)     |

### Most Combined Returns, Season

|     |                               |
|-----|-------------------------------|
| 101 | Allen Rossum . . . . . (2003) |
| 95  | Allen Rossum . . . . . (2004) |
| 77  | Allen Rossum . . . . . (2002) |

## COMBINED NET YARDS

### (Rushing, Receiving, KO & Punt Returns)

#### Most Combined Yards, Career

|               |  |
|---------------|--|
| <b>10,882</b> | <b>Roddy White . . . . . (2005-15)</b> |
|---------------|--|

|       |                                     |
|-------|-------------------------------------|
| 8,704 | William Andrews . . . . . (1979-86) |
| 8,345 | Gerald Riggs . . . . . (1982-88)    |

### Most Combined Yards, Season

|       |                                  |
|-------|----------------------------------|
| 2,207 | Jerious Norwood . . . . . (2007) |
| 2,176 | William Andrews . . . . . (1983) |
| 2,165 | Jamal Anderson . . . . . (1998)  |

### Most Combined Yards, Game

|            |  |
|------------|--|
| <b>300</b> | <b>Julio Jones (0/300) vs. Car, . . . . . (10/2/16)</b>      |
| 296        | Eric Metcalf . . . (0/97/176/23) vs. Phi., (9/22/96)         |
| 270        | Jerious Norwood (56/22/192/0) vs. Stl., . . . . . (12/28/08) |

## PUNTING

### Highest Punting Average, Career (Min. 100)

|             |   |
|-------------|---|
| <b>45.9</b> | <b>Matt Boshier . . . . . (2011-16)</b> |
| 42.6        | Rick Donnelly . . . . . (1985-88)       |
| 42.0        | Michael Koenen . . . . . (2005-10)      |

### Highest Punting Average, Season (Min. 35)

|             |                                      |
|-------------|--------------------------------------|
| <b>47.5</b> | <b>Matt Boshier . . . . . (2012)</b> |
| <b>47.2</b> | <b>Matt Boshier . . . . . (2015)</b> |
| <b>46.8</b> | <b>Matt Boshier . . . . . (2016)</b> |

### Highest Punting Average, Game (Min. 4)

|             |  |
|-------------|--|
| 66.6        | Scott Fulhage . . . . vs. S.F., (10/14/90)     |
| 52.1        | Rick Donnelly . . . . at Phi., (11/10/85)      |
| <b>50.0</b> | <b>Matt Boshier . . . . at Min., (9/28/14)</b> |

### Highest Net Punting Average, Season

|             |                                      |
|-------------|--------------------------------------|
| <b>41.6</b> | <b>Matt Boshier . . . . . (2016)</b> |
| <b>41.1</b> | <b>Matt Boshier . . . . . (2013)</b> |
| <b>40.8</b> | <b>Matt Boshier . . . . . (2014)</b> |

### Most Punts, Career

|     |                                      |
|-----|--------------------------------------|
| 873 | John James . . . . . (1972-81)       |
| 469 | Dan Stryzinski . . . . . (1995-2000) |
| 440 | Michael Koenen . . . . . (2005-10)   |

### Most Punts, Season

|     |                             |
|-----|-----------------------------|
| 109 | John James . . . . . (1978) |
| 105 | John James . . . . . (1977) |
| 101 | John James . . . . . (1976) |

### Most Punts, Game

|    |   |
|----|---|
| 12 | John James . . . . vs. Was., (12/10/78)   |
| 11 | Rick Donnelly . . . . at Phi., (10/30/88) |

### Most Punts Inside 20, Season

|    |                                 |
|----|---------------------------------|
| 30 | Michael Koenen . . . . . (2007) |
| 29 | Michael Koenen . . . . . (2010) |
| 28 | John James . . . . . (1976)     |

# INDIVIDUAL RECORDS

## Longest Punt

- 75 Harold Alexander... at Chi., (10/3/93)
- 75 John James..... vs. Oak., (11/30/75)
- 72 John James..... vs. N.O., (9/16/73)

## Most Fair Catches Forced, Season

- 45 Dan Stryzinski..... (1997)
- 34 Dan Stryzinski..... (1999)
- 33 Chris Mohr..... (2003)

## INTERCEPTIONS

### Most Passes Intercepted, Career

- 39 Rolland Lawrence..... (1973-81)
- 31 Ray Brown..... (1971-77)
- 30 Ray Buchanan..... (1997-2003)
- 30 Scott Case..... (1984-94)

### Most Passes Intercepted, Season

- 10 Scott Case..... (1988)
- 9 Rolland Lawrence..... (1975)
- 8 Ray Brown..... (1974)

### Most Passes Intercepted, Game

- 2 33 Times**  
Last time by, Robert Alford... vs. Car.,  
(10/2/16)

### Most Consecutive Games Pass Int.

- 4 D.J. Johnson(Weeks 2-5, 1994 Season)
- 4 Ken Reaves.... (3 games-1970, 1-1971)

### Most Interception Return Yards, Career

- 658 Rolland Lawrence..... (1973-80)
- 574 Ray Brown..... (1971-77)
- 520 Deion Sanders..... (1989-93)
- 442 Ray Buchanan..... (1997-03)
- 439 Ken Reaves..... (1966-73)

### Most Interception Return Yards, Season

- 221 Tom Pridemore..... (1981)
- 177 DeAngelo Hall..... (2005)
- 164 Ray Brown..... (1974)

### Most Interception Return Yards, Game

- 101 Tom Pridemorevs. S.F. (1 INT), (9/20/81)

### Most Interceptions For TD's, Career

- 3 Kevin Mathis..... (2002-04)
- Deion Sanders..... (1989-93)

### Most Interceptions For TD's, Season

- 2 Five Times  
Last by Deion Jones..... (2016)

### Most Interceptions For TD's, Game

- 2 Kenny Johnson... vs. G.B. (26 and 31),  
(11/27/83)

## FUMBLE RECOVERIES

### Most Recoveries, Career

- 14 Greg Brezina (12 yds)..... (1968-79)
- 13 Tom Pridemore (50 yds).... (1978-85)
- 13 Rolland Lawrence (20 yds).. (1973-80)
- 13 Tommy Nobis (6 yds)..... (1966-76)

### Most Recoveries, Season

- 5 Four Times  
Last by Jeff Yeates (0 yards).... (1979)

### Most Recoveries, Game

- 2 Seven Times,  
Last by Jonathan Babineaux... vs. Mia.,  
(9/13/09)

### Most Yards, Fumble Recoveries, Career

- 155 Jessie Tuggle (10 recoveries)(1987-97)
- 113 Bob Glazebrook (4)..... (1978-83)
- 111 Joel Williams (8)..... (1979-89)

### Most Yards, Fumble Recoveries, Season

- 91 Bob Glazebrook (2)..... (1982)
- 86 DeAngelo Hall (2)..... (2005)
- 75 Oliver Barnett (1)..... (1991)

### Most TD's, Fumble Recoveries, Career

- 5 Jessie Tuggle (10 recoveries)(1987-98)

### Most TD's, Fumble Recoveries, Season

- 2 Kenny Johnson..... (1981)

### Most TD's Fumble Recoveries, Game

- 1 53 Times  
Last by Thomas DeCoudvs. TB., 30 yds,  
(10/20/13)

### Safeties, Career

- 2 Three Times  
Last by Brian Jordan..... (1989-91)

## SACKS

### Most Sacks, Career

- 94.5 (757 yds) Claude Humphrey (1968-78)
- 68.5 (463 yds) John Abraham... (2006-12)
- 58.5 (321.5 yds) Chuck Smith..... (1992-99)

### Most Sacks, Season

- 16.5 John Abraham..... (2008)
- 16.0 Joel Williams..... (1980)
- 15.5 Vic Beasley Jr..... (2016)



# INDIVIDUAL RECORDS

### Most Sacks, Game

- 5.0 Chuck Smith . . . . .at N.O., (10/12/97)
- 5.0 Claude Humphrey . . . . .(Twice)
- 4.0 Claude Humphrey .at N.O., ( 12/19/71)

### Most Sack Yards, Season

- 137.5 Joel Williams . . . . . (1980)
- 127.5 Claude Humphrey . . . . .(1976)
- 109.5 John Abraham . . . . .(2008)

### Most Sack Yards, Career

- 757.0 Claude Humphrey . . . . . (1968-78)
- 463.0 John Abraham . . . . . (2006-12)
- 395.0 John Zook . . . . . (1969-75)

# CAREER SERVICE & STREAKS

## SERVICE

### Most Seasons Played

|    |                           |                  |
|----|---------------------------|------------------|
| 18 | Jeff Van Note             | (1969-86)        |
| 17 | Mike Kenn                 | (1978-94)        |
| 14 | Todd McClure              | (1999-12)        |
| 14 | Jessie Tuggle             | (1987-00)        |
| 12 | Bob Whitfield             | (1992-03)        |
| 12 | Bobby Butler              | (1981-92)        |
| 12 | <b>Jonathan Babineaux</b> | <b>(2005-16)</b> |
| 11 | Keith Brooking            | (1998-08)        |
| 11 | Scott Case                | (1984-94)        |
| 11 | Steve Bartkowski          | (1975-85)        |
| 11 | Jim Mitchell              | (1969-79)        |
| 11 | Tommy Nobis               | (1966-76)        |

### Most Games Played

|     |                           |                  |
|-----|---------------------------|------------------|
| 251 | Mike Kenn                 | (1978-94)        |
| 246 | Jeff Van Note             | (1969-86)        |
| 209 | Jessie Tuggle             | (1987-00)        |
| 197 | Todd McClure              | (1999-12)        |
| 185 | <b>Jonathan Babineaux</b> | <b>(2005-16)</b> |
| 178 | Bob Whitfield             | (1992-03)        |
| 169 | Bobby Butler              | (1981-92)        |
| 162 | Scott Case                | (1984-94)        |
| 161 | Keith Brooking            | (1998-08)        |
| 155 | Jim Mitchell              | (1969-79)        |
| 155 | Roddy White               | (2005-14)        |
| 151 | Greg Brezina              | (1968-79)        |

### Most Games Started

|     |                           |
|-----|---------------------------|
| 251 | Mike Kenn                 |
| 225 | Jeff Van Note             |
| 197 | Todd McClure              |
| 189 | Jessie Tuggle             |
| 167 | Bob Whitfield             |
| 145 | Keith Brooking            |
| 133 | <b>Jonathan Babineaux</b> |
| 133 | Tommy Nobis               |
| 133 | Roddy White               |
| 127 | Claude Humphrey           |

### Most Consecutive Games Played

|     |                |                     |
|-----|----------------|---------------------|
| 155 | Jeff Van Note  | (1976-86)           |
| 144 | Todd McClure   | (2001-10)           |
| 130 | Keith Brooking | (2001-Week 16-08)   |
| 129 | Bob Whitfield  | (1992-Week 11, '00) |
| 112 | Ken Reaves     | (1966-73)           |
| 112 | Patrick Kerney | (1999-05)           |

### Most Consecutive Games Started

|     |                  |                        |
|-----|------------------|------------------------|
| 144 | Todd McClure     | (2001-10)              |
| 128 | Keith Brooking   | (2000-08)              |
| 123 | Bob Whitfield    | (Wk 1, '93-Wk 11, '00) |
| 112 | Jeff Van Note    | (1970-84)              |
| 100 | Steve Bartkowski | (Wk 8, '77-Wk 10, '84) |

### Most Pro Bowl Appearances

|   |                  |                            |
|---|------------------|----------------------------|
| 6 | Claude Humphrey  | (1970, 71, 72, 73, 74, 77) |
| 6 | Jeff Van Note    | (1974, 75, 79, 80, 81, 82) |
| 5 | Jessie Tuggle    | (1992, 94, 95, 97, 98)     |
| 5 | Tommy Nobis      | (1966, 67, 68, 70, 72)     |
| 5 | George Kunz      | (1969, 71, 72, 73, 74)     |
| 5 | Mike Kenn        | (1980, 81, 82, 83, 84)     |
| 5 | Keith Brooking   | (2001, 02, 03, 04, 05)     |
| 4 | Roddy White      | (2008, 09, 10, 11)         |
| 4 | Alge Crumpler    | (2003, 04, 05, 06)         |
| 4 | Elbert Shelley   | (1992, 93, 94, 95)         |
| 4 | <b>Matt Ryan</b> | <b>(2010, 12, 14, 16)</b>  |

### Most Consecutive Pro Bowl Appearances

|   |                 |           |
|---|-----------------|-----------|
| 5 | Keith Brooking  | (2001-05) |
| 5 | Claude Humphrey | (1970-74) |
| 5 | Mike Kenn       | (1980-84) |
| 4 | Roddy White     | (2008-11) |
| 4 | Tony Gonzalez   | (2010-13) |
| 4 | Alge Crumpler   | (2003-06) |
| 4 | Elbert Shelley  | (1992-95) |
| 4 | Andre Rison     | (1990-93) |
| 4 | William Andrews | (1980-83) |
| 4 | Jeff Van Note   | (1979-82) |
| 4 | George Kunz     | (1971-74) |

## SCORING

### Most Consecutive Games, Scoring

|     |                    |   |
|-----|--------------------|---|
| 124 | Morten Andersen    | (1995 Week 1-2000, 2006 Week 2-2006, Week 17, 2007 Week 2-2007 Week 17) |
| 95  | <b>Matt Bryant</b> | <b>(2009-WK 13, 2015)</b>   |

### Most Consecutive Games Scoring TD

|   |  |               |
|---|--|---------------|
| 7 | Michael Turner (all rushing)           | (2009)        |
| 7 | T.J. Duckett, (all rushing)            | (2003)        |
| 6 | Terance Mathis, (all receiving)        | (1998)        |
| 5 | <b>Devonta Freeman (9 rush, 1 rec)</b> | <b>(2015)</b> |
| 5 | Eric Metcalf, (4 receiving, 1 return)  | (1995)        |
| 5 | Michael Turner (all rushing)           | (2012)        |
| 4 | Roddy White, (all receiving)           | (2011)        |
| 4 | Roddy White, (all receiving)           | (2009)        |
| 4 | Michael Turner (all rushing)           | (2008)        |
| 4 | T.J. Duckett, (all rushing)            | (2005)        |
| 4 | Bert Emanuel, (all receiving)          | (1997)        |
| 4 | Andre Rison, (all receiving)           | (1993)        |
| 4 | Gerald Riggs, (all rushing)            | (1986)        |
| 4 | Jim Mitchell, (3 receiv., 1 fumble)    | (1975)        |
| 4 | Dave Hampton, (3 rush, 1 receiv.)      | (1975)        |

### Most Consecutive Games With TD Pass

|    |                  |                                  |
|----|------------------|----------------------------------|
| 27 | Chris Chandler   | (Wk 3, '97-Wk 3, '99)            |
| 20 | <b>Matt Ryan</b> | <b>(Wk. 13, '13-Wk. 16, '14)</b> |
| 18 | <b>Matt Ryan</b> | <b>(Wk. 16 '15-)</b>             |
| 15 | <b>Matt Ryan</b> | <b>(2011)</b>                    |
| 15 | <b>Matt Ryan</b> | <b>(2010)</b>                    |

## CAREER SERVICE & STREAKS

### Most Consecutive Games With TD Catch

|   |                           |
|---|---------------------------|
| 6 | Terance Mathis.....(1998) |
| 4 | Roddy White.....(2011)    |
| 4 | Roddy White.....(2009)    |
| 4 | Bert Emanuel.....(1997)   |
| 4 | Andre Rison.....(1993)    |
| 4 | Andre Rison.....(1991)    |

### KICKING

#### Most Consecutive PAT's

|            |   |
|------------|---|
| <b>222</b> | <b>Matt Bryant.....(2009-14)</b>                  |
| 153        | Morten Anderson.....(1998 WK 4-2000,<br>(2006-07) |
| 139        | Norm Johnson.....(1991-94)                        |

#### Most Consecutive Games FG Made

|           |                               |
|-----------|-------------------------------|
| 14        | Jay Feely.....(2001)          |
| 13        | Jay Feely.....(2002)          |
| <b>11</b> | <b>Matt Bryant.....(2011)</b> |
| 11        | Norm Johnson.....(1993)       |

#### Most Consecutive Field Goals

|           |                                  |
|-----------|----------------------------------|
| <b>27</b> | <b>Matt Bryant.....(2010-11)</b> |
| 26        | Norm Johnson.....(1992-93)       |
| 18        | Todd Peterson.....(2005)         |
| 18        | Morten Andersen.....(1995)       |

### RUSHING

#### Most Consecutive 100-Yard Games

|          |                                   |
|----------|-----------------------------------|
| 6        | Jamal Anderson.....(1998)         |
| 4        | Gerald Riggs.....(1985)           |
| <b>3</b> | <b>Devonta Freeman.....(2015)</b> |
| 3        | Michael Turner.....(2009)         |
| 3        | Gerald Riggs.....(1986)           |
| 3        | William Andrews.....(1983)        |

#### Most Consecutive 1,000-yard Seasons

|   |                               |
|---|-------------------------------|
| 3 | Warrick Dunn.....(2004-06)    |
| 3 | Jamal Anderson.....(1996-98)  |
| 3 | Gerald Riggs.....(1984-86)    |
| 3 | William Andrews.....(1979-81) |

### RECEIVING

#### Most Consecutive Games With Reception

|            |   |
|------------|---|
| <b>127</b> | <b>Roddy White.....(Wk 14 2006-present)</b> |
| 103        | Alfred Jenkins.....(1975-1983)              |
| 80         | Tony Gonzalez.....(2009-13)                 |
| 74         | Alge Crumpler.....(2001-2007)               |
| 59         | Terance Mathis.....(1997-2000)              |

#### Most Consecutive 100-Yard Games

|   |   |
|---|---|
| 4 | Terance Mathis.....(1994)<br>.....(Nov. 13 10-125, Nov. 20 8-168,<br>.....Nov. 27 10-124, Dec. 4 7-128) |
| 4 | Andre Rison.....(1990)<br>.....(Sept. 23 11-128, Oct. 7 10-154,<br>.....Oct. 14 9-172, Oct. 21 5-161)   |

### PASSING

#### Most Consecutive Passes Without INT

|            |                                |
|------------|--------------------------------|
| 197        | Steve Bartkowski.....(1982-83) |
| <b>185</b> | <b>Matt Ryan.....(2010)</b>    |
| 185        | Chris Miller.....(1989)        |

#### Most Consecutive Games With TD Pass

|           |                                  |
|-----------|----------------------------------|
| <b>22</b> | <b>Matt Ryan.....(2010-2012)</b> |
| 22        | Chris Chandler.....(1997-99)     |
| <b>20</b> | <b>Matt Ryan.....(2013-2014)</b> |
| <b>18</b> | <b>Matt Ryan.....(2015-)</b>     |
| 14        | Chris Miller.....(1991-92)       |
| 14        | Steve Bartkowski.....(1980-81)   |

### INTERCEPTIONS

#### Most Consecutive Games Pass INT

|   |                                  |
|---|----------------------------------|
| 6 | Matt Ryan.....(Weeks 5-10, 2009) |
|---|----------------------------------|

## ALL-TIME LISTS

### ALL-TIME FUMBLE RETURNS FOR TOUCHDOWN

| Date        | Play                                      |
|-------------|---|
| (10/19/69)  | Jim Weatherford for 74 yards at S.F.      |
| (12/21/69)  | Claude Humphrey for 24 yards vs. Min.     |
| (10/25/70)  | Randy Marshall rec. in end zone vs. N.O.  |
| (12/6/70)   | John Mallory for 17 yards at S.F.         |
| (10/17/71)  | John Mallory for 54 yards vs. LA Rams     |
| *(10/28/71) | Jim Mitchell for 55 yards at Min.         |
| (12/5/71)   | Tom Hayes for 60 yards vs. Oak.           |
| (9/17/72)   | John Zook for 26 yards at Chi.            |
| (10/5/75)   | Jim Mitchell for 50 yards vs. N.O.        |
| (11/13/77)  | Ralph Ortega for 14 yards vs. Det.        |
| (10/29/79)  | Rick Byas for 40 yards vs. Sea.           |
| (10/5/80)   | Buddy Curry for 30 yards vs. Det.         |
| (10/5/80)   | Joel Williams for 42 yards vs. Det.       |
| (12/14/80)  | Al Richardson rec. in end zone vs. S.F.   |
| (10/6/81)   | Kenny Johnson for 35 yards vs. N.O.       |
| (10/13/81)  | Joel Williams for 57 yards at G.B.        |
| (10/5/81)   | Kenny Johnson for 20 yards at Phi.        |
| (11/29/81)  | Alfred Jackson rec. in end zone at Hou.   |
| (9/12/82)   | Bob Glazebrook for 91 yards at NYG        |
| ** (1/9/83) | Doug Rogers rec. in end zone at Min.      |
| (10/30/83)  | John Rade for 16 yards vs. N.E.           |
| (11/20/83)  | Blane Gaison for 64 yards vs. S.F.        |
| (10/20/85)  | Mike Gann for 42 yards vs. N.O.           |
| (10/21/86)  | Mike Pitts for 22 yards at Dal.           |
| (10/26/86)  | James Britt for 65 yards at LA Rams       |
| (12/6/87)   | Robert Moore for 20 yards at Dal.         |
| (10/30/88)  | Mike Gann for 36 yards at Phi.            |
| (12/11/88)  | Jessie Tuggle for two yards at LA Rams    |
| (10/17/89)  | Bobby Butler for 29 yards vs. Dal.        |
| (10/9/90)   | Jessie Tuggle for 65 yards vs. Hou.       |
| (10/22/91)  | Jessie Tuggle for 18 yards vs. LA Raiders |
| (9/29/91)   | Ken Tippins for 23 yards vs. N.O.         |
| (11/17/91)  | Oliver Barnett for 75 yards vs. T.B.      |
| (12/1/91)   | Joe Fishback for 16 yards vs. G.B.        |
| (12/3/92)   | Jessie Tuggle for 69 yards vs. N.O.       |
| (9/27/93)   | Vinnie Clark for 46 yards vs. Pitt.       |
| (11/13/94)  | Eric Jack for 27 yards at N.O.            |
| (10/4/97)   | William White for 18 yards vs. Car.       |
| (10/11/97)  | Antonio Edwards for two yards at NYG      |
| (11/8/98)   | Chuck Smith for 71 yards at N.E.          |
| (11/15/98)  | Jessie Tuggle for one yard vs. S.F.       |
| (11/3/02)   | Patrick Kerney for four yards vs. Bal.    |

|             |   |
|-------------|---|
| (10/26/04)  | Brady Smith for zero yards vs. Stl.     |
| (10/16/05)  | DeAngelo Hall for 66 yards at N.O.      |
| (10/24/05)  | Chauncey Davis for 24 yards vs. NYJ     |
| (10/7/07)   | DeAngelo Hall for 56 yards at Ten.      |
| ^(12/21/08) | Justin Blalock rec. in end zone at Min. |
| (11/2/09)   | Kroy Biermann for four yards at N.O.    |
| (12/27/09)  | Lawrence Sidbury for 11 yards vs. Buf.  |
| (12/19/10)  | Jonathan Babineaux in endzone at Sea.   |
| (12/15/11)  | Corey Peters for 13 yards vs. Jax       |
| (11/18/12)  | Jonathan Babineaux for 15 yards vs. Az. |
| (10/20/13)  | Thomas Decoud for 30 yards vs. TB       |
| (12/21/14)  | Osi Umenyiora for 86 yards at N.O.      |
| (10/4/15)   | Desmond Trufant for 24 yards vs. Hou    |
| (10/4/15)   | Nate Stupar for 84 yards vs. Hou        |
| (10/23/16)  | Adrian Clayborn for 5 yards vs. S.D.    |
| (12/11/16)  | Vic Beasley Jr. 21 yards vs. L.A.       |
| (9/17/17)   | Desmond Trufant 15 yards vs. G.B.       |

\*Ball was fumbled by teammate and picked up and run back for a touchdown.

\*\*1982 Playoffs

^Ball was fumbled by teammate in end zone and recovered for a touchdown.

### ALL-TIME INTERCEPTIONS FOR A TOUCHDOWN

| Date       | Play                                   |
|------------|--|
| (12/4/66)  | Bobby Riggles for 62 yards at Min.     |
| (10/17/67) | Lee Calland for 77 yards at Bal.       |
| (10/29/67) | Tommy Nobis for 41 yards vs. Min.      |
| (10/20/68) | Ken Reaves for 90 yards at LA Rams     |
| (12/15/68) | Jimmy Burson for 73 yards vs. S.F.     |
| (10/31/71) | Don Hansen for 40 yards at Cle.        |
| (10/1/72)  | Tommy Nobis for 29 yards vs. LA Rams   |
| (9/16/73)  | Tom Hayes for 65 yards at N.O.         |
| (12/9/73)  | Tom Hayes for 38 yards vs. Stl.        |
| (10/6/74)  | Ray Brown for 59 yards at NYG          |
| (11/23/75) | Ray Brown for 41 yards vs. Den.        |
| (11/30/75) | Rolland Lawrence for 87 yards at Oak.  |
| (11/13/77) | Robert Pennywell for 20 yards vs. Det. |
| (11/20/77) | Rick Byas for 72 yards at N.O.         |
| (9/2/79)   | James Mayberry for six yards at        |

# ALL-TIME LISTS

- N.O.  
 (12/16/79) Robert Pennywell for 39 yards vs. S.F.  
 (9/13/81) Fulton Kuykendall for 20 yards at G.B.  
 (9/20/81) Tom Pridemore for 101 yards vs. S.F.  
 (11/23/81) Buddy Curry for 35 yards vs. Min.  
 \*(1/9/83) Bob Glazebrook for 35 yards vs. Min.  
 (11/27/83) Kenny Johnson (2) for 26 & 31 yds vs G.B.  
 (9/23/84) Jeff Jackson for 35 yards vs. Hou.  
 (9/22/85) John Rade for 38 yards vs. Den.  
 (9/21/86) Bobby Butler for 33 yards at Dal.  
 (11/16/86) Joel Williams for 14 yards vs. Chi.  
 (9/18/88) Robert Moore for 47 yards at S.F.  
 (9/9/90) Deion Sanders for 82 yards vs. Hou.  
 (12/23/90) Scott Case for 36 yards vs. LA Rams  
 (12/30/90) Deion Sanders for 61 yards vs. Dal.  
 (12/15/91) Deion Sanders for 55 yards vs. Sea.  
 (9/11/94) Darnell Walker for 44 yards vs. L.A.  
 (11/5/95) Alton Montgomery for 71 yards vs. Det.  
 (11/26/95) Jessie Tuggle for 27 yards at Arz.  
 (10/18/98) Eugene Robinson for 25 yards vs. N.O.  
 (12/27/98) Ronnie Bradford for 11 yards vs. Mia.  
 (12/5/99) Ray Buchanan 52 yards vs. N.O.  
 (9/3/00) Ashley Ambrose for 36 yards vs. S.F.  
 (10/1/00) Tim Dwight for 70 yards at Phi.  
 (11/24/02) Keion Carpenter for 41 yards at Car.  
 (11/16/03) Tod McBride for 15 yards at N.O.  
 (12/7/03) Kevin Mathis for 32 yards in OT vs. Car.  
 (12/20/03) Juran Bolden for 41 yards at T.B.  
 (10/3/04) Kevin Mathis for 35 yards at Car.  
 (10/31/04) Kevin Mathis for 66 yards at Den.  
 (12/12/04) Rod Coleman for 39 yards vs. Oak.  
 (1/2/05) DeAngelo Hall for 48 yards at Sea.  
 (9/21/08) Chris Houston 10 yards at K.C.  
 (11/9/08) Chevis Jackson 95 yards vs. N.O.  
 (11/8/09) Tye Hill 62 yards vs. Was.  
 (10/10/10) Kroy Biermann 31 yards at Cle.  
 (12/27/10) Chauncey Davis 26 yards vs. N.O.  
 (09/11/11) Kroy Beirmann 50 yards at Chi.  
 (01/01/12) Curtis Lofton 26 yards vs. T.B.  
 (10/14/12) Asante Samuel 79 yards vs. OAK  
 (9/15/13) Osi Umenyiora for 68 yards vs. STL  
 (12/8/13) Sean Weatherspoon for 71 yards at GB  
 (9/18/14) Kemal Ishmael for 23 yards vs T.B.  
 (10/11/15) Robert Alford for 59 yards vs Was.  
 (9/26/16) Deion Jones for 90 yards vs. N.O.  
 (10/2/16) Robert Alford for 30 yards vs. Car  
 (12/11/16) Deion Jones for 33 yards at L.A.  
 \*1982 NFC Playoffs.....

## ALL-TIME 2-POINT CONVERSIONS

- |            | Date . . . . .              | Play |
|------------|-----------------------------|------|
| (10/2/94)  | Terance Mathis at LA Rams   |      |
| (10/27/94) | Terance Mathis vs. Phi.     |      |
| (12/18/94) | Andre Rison at G.B.         |      |
| (10/1/95)  | Terance Mathis vs. N.E.     |      |
| (11/5/95)  | Terance Mathis vs. Det.     |      |
| (9/17/99)  | Terance Mathis at N.O.      |      |
| (9/22/96)  | Terance Mathis vs. Phi.     |      |
| (11/29/98) | Jamal Anderson at Stl.      |      |
| (10/15/00) | Jamal Anderson at Stl.      |      |
| (10/14/01) | Shawn Jefferson vs. S.F.    |      |
| (9/18/05)  | Alge Crumpler at Sea.       |      |
| (10/9/05)  | Brian Finneran vs. N.E.     |      |
| (11/13/05) | Brian Finneran vs. G.B.     |      |
| (1/1/06)   | Brian Finneran vs. Car..... |      |
| (12/7/08)  | Michael Jenkins at N.O.     |      |
| (10/24/10) | Roddy White vs. Cin.        |      |
| (11/17/13) | Tony Gonzalez at TB         |      |
| (11/9/14)  | Harry Douglas at TB         |      |
| (9/27/15)  | Levine Toilolo at Dal.      |      |
| (9/11/16)  | Mohamed Sanu vs. T.B.       |      |
| (9/18/16)  | Matt Ryan at Oak            |      |

## ALL-TIME BLOCKED PUNT FOR TOUCHDOWN

- |            | Date . . . . .                           | Play |
|------------|--|------|
| (12/7/69)  | Ron Acks rec. in the end zone vs. N.O.   |      |
| (10/3/71)  | Tom Hayes for 20 yards at Det.           |      |
| (10/10/71) | Tom Hayes for 25 yards vs. Stl.          |      |
| (9/3/78)   | Tom Moriarty rec. in end zone vs. Hou.   |      |
| (10/21/79) | Rolland Lawrence for 41 yards at S.F.    |      |
| (10/5/80)  | Frank Reed for 16 yards vs. Det.         |      |
| (10/14/90) | Bobby Butler for 62 yards vs. S.F.       |      |
| (1/4/03)   | Artie Ulmer for 1 yd at G.B. in NFC W.C. |      |

## ALL-TIME BLOCKED FIELD GOAL FOR T.D.

- |            | Date . . . . .                         | Play |
|------------|--|------|
| (10/12/95) | Kevin Ross for 83 yards at Stl.        |      |
| (10/16/05) | Demorrio Williams for 59 yards at N.O. |      |

## ALL-TIME KICKOFF RETURN FOR TOUCHDOWN

- |            | Date . . . . .                       | Play |
|------------|--------------------------------------|------|
| (9/17/67)  | Ron Smith for 99 yards at Bal.       |      |
| (11/16/69) | Mal Snider for 48 yards vs. Chi.     |      |
| (12/17/78) | Dennis Pearson for 100 yards at Stl. |      |
| (10/20/85) | Cliff Austin for 94 yards vs. N.O.   |      |
| (12/20/87) | Sylvester Stamps for 97 yards vs.    |      |

## ALL-TIME LISTS

S.F.

(12/30/90) Keith Jones for 76 yards vs. Dal.  
 (10/13/91) Deion Sanders for 100 yards vs. S.F.  
 (10/13/92) Deion Sanders for 99 yards at Was.  
 (11/21/92) Deion Sanders for 73 yards at Buf.  
 (9/27/93) Tony Smith for 97 yards vs. Pitt.  
 (11/30/97) Byron Hanspard for 93 yards at Sea.  
 (12/7/97) Byron Hanspard for 99 yards at S.D.  
 (10/4/98) Tim Dwight for 93 yards vs. Car.  
 (9/10/00) Darrick Vaughn for 100 yards at Den.  
 (10/15/00) Darrick Vaughn for 96 yards at Stl.  
 (12/17/00) Darrick Vaughn for 88 yards at N.O.  
 (1/6/02) Darrick Vaughn for 96 yards at Stl.  
 (12/15/02) . Allen Rossum for 91 yards vs. Sea.  
 (12/5/10) Eric Weems for 102 yards at T.B.  
 \*(1/15/11) Eric Weems for 102 yards vs. G.B.  
 \* 2010 Divisional Round Playoff Game

### ALL-TIME PUNT RETURN FOR TOUCHDOWN

| Date       | Player         | Play                    |
|------------|----------------|-------------------------|
| (10/25/70) | Tom McCauley   | for 77 yards vs. N.O.   |
| (12/20/70) | John Mallory   | for 75 yards vs. Min.   |
| (9/29/74)  | Gerald Tinker  | for 72 yards vs. N.O.   |
| (10/23/83) | Billy Johnson  | for 71 yards at NYJ     |
| (9/10/89)  | Deion Sanders  | for 68 yds. vs. LA Rams |
| (10/28/90) | Deion Sanders  | for 79 yards vs. Cin.   |
| (10/12/95) | Eric Metcalf   | for 66 yards at Stl.    |
| (12/12/99) | Winslow Oliver | for 58 yards at S.F.    |
| (1/3/00)   | Tim Dwight     | for 70 yards vs. S.F.   |
| (10/1/00)  | Tim Dwight     | for 70 yards at Phi.    |
| (11/23/03) | Allen Rossum   | for 59 yards vs. Tenn.  |
| (10/24/04) | Allen Rossum   | for 75 yards at K.C.    |
| (11/23/08) | Harry Douglas  | for 61 yards vs. Car.   |
| (1/2/11)   | Eric Weems     | for 55 yards vs. Car.   |
| (9/18/14)  | Devin Hester   | for 62 yards vs T.B.    |

## TOP PERFORMANCES

### RUSHING YARDAGE

|            |  |            |   |
|------------|--|------------|---|
| 220        | Michael Turner vs. Det., (22 att) . . . (9/7/08)       | 132        | Warrick Dunn at Sea., (25 att) . . . (1/2/04)       |
| 208        | Michael Turner vs. Stl., (25 att) . (12/28/08)         | 132        | Warrick Dunn vs. Det., (30 att) .(12/22/02)         |
| 202        | Gerald Riggs vs. N.O., (35 att) . . . . (9/2/84)       | 132        | Jamal Anderson vs. N.O.,(25 att)(10/18/98)          |
| 197        | Gerald Riggs vs. K.C., (26 att) . . . . (12/8/85)      | 131        | Michael Turner at Stl., (28 att) . . . (11/21/10)   |
| 192        | Erric Pegram vs. S.F., (27 att) . . . . (9/19/93)      | 131        | Gerald Riggs vs. Det., (31 att) . . . . ( 9/8/85)   |
| 188        | Jamal Anderson at Stl., (31 att) . . (11/29/98)        | 131        | William Andrews vs. S.D., (21 att) (12/2/79)        |
| 180        | Erric Pegram at Cin., (37 att) . . . .(12/26/93)       | 129        | Jason Snelling vs. Arz., (24 att) . . . (9/19/10)   |
| 178        | Warrick Dunn at NYG., (25 att) . . (11/9/03)           | 129        | Warrick Dunn at Pitt., (20 att) . . (11/10/02)      |
| 173        | Michael Vick at Min., (10 att) . . . . (12/1/02)       | 129        | Gerald Riggs vs. Phi., (27 att) . . . . (11/10/85)  |
| 172        | Michael Turner vs. T.B., (17 att) . . . . (1/1/12)     | 129        | William Andrews vs. G.B., (20 att) . . (11/27/83)   |
| 172        | Jamal Anderson vs. Stl., (22 att) . . (11/1/98)        | 129        | Haskel Stanback vs. N.O.,(22 att) . . (12/18/77)    |
| 172        | Gerald Riggs vs. Mia., (33 att) . . (11/30/88)         | 129        | Gerald Riggs vs. T.B., (27 att) . . . . (9/28/86)   |
| 167        | William Andrews vs. N.O.,(30 att) (9/2/79)             | 128        | Erric Pegram at LA Rams, (27 att)(11/14/93)         |
| 166        | Michael Turner vs. Was., (18 att) . (11/8/09)          | 127        | Michael Vick vs. T.B., (14 att) . . . . (9/17/06)   |
| 166        | Michael Vick vs. N.O., (12 att) . . (11/26/06)         | 127        | Gerald Riggs vs. Was., (22 att) . . . (11/3/85)     |
| 162        | Warrick Dunn at N.O., (23 att) . . (11/16/03)          | 127        | Gerald Riggs vs. Dal., (24 att) . . . (10/27/85)    |
| 162        | Jamal Anderson vs. Stl., (20 att) . . (11/2/97)        | 127        | Jim Butler vs. S.F., (17 att) . . . . . (10/4/70)   |
| 162        | Steve Broussard vs. Was.,(26 att)(12/19/93)            | 126        | Warrick Dunn vs. Min., (18 att) . (10/02/05)        |
| 161        | William Andrews vs. Mia., (21 att) .(12/10/83)         | 126        | William Andrews vs. S.F.,(28 att) (9/25/83)         |
| 161        | Dave Hampton vs. L.A., (29 att) . (10/1/72)            | 125        | William Andrews vs. N.E., (25 att) . (10/30/83)     |
| 158        | Gerald Riggs vs. N.O., (39 att) . . (12/22/85)         | 125        | John Settle vs. Den., (25 att) . . . .(10/16/88)    |
| 158        | William Andrews vs. Buf, (28 att) (12/17/83)           | 124        | William Andrews vs. N.E.,(19 att) (9/14/80)         |
| 155        | Warrick Dunn vs. NYJ, (24 att) (10/24/05)              | 123        | Jamal Anderson at S.F., (13 att) . . . (9/27/98)    |
| 155        | Mike Rozier vs. Dal., (21 att) . . . (12/30/90)        | 123        | Erric Pegram at N.O.,(34 att) . . . .(10/24/93)     |
| <b>153</b> | <b>D. Freeman vs. Was., (27 att) .(12/30/90)</b>       | 123        | Gerald Riggs vs. LA Rams, (41 att) . . .(11/17/85)  |
| <b>152</b> | <b>D. Freeman at N.O., (14 att) . . . . .(9/26/16)</b> | 123        | Lynn Cain vs. Min., (24 att) . . . . . (9/7/80)     |
| 152        | Michael Turner vs. T.B., (32 att) . (12/14/08)         | 123        | Woody Thompson vs. N.O., (24 att) (1/20/77)         |
| 152        | Jamal Anderson at Arz., (33 att) . (12/21/97)          | 122        | Jamal Anderson vs. Ind., (30 att) (12/6/98)         |
| 151        | Michael Turner at N.O., (20 att) . . (11/2/09)         | 122        | Michael Turner at Det., (27 att) . . (10/23/11)     |
| 150        | William Andrews vs. Phi., (25 att) (10/2/83)           | 121        | Michael Turner vs. Cin., (23 att) (10/24/10)        |
| 150        | William Andrews vs. Det., (32 att)(9/18/83)            | 121        | Michael Turner at G.B. (26 att) (10/5/08)           |
| 148        | Maurice Smith vs. Dal., (27 att) . . (11/11/01)        | 121        | William Andrews vs. Phi., (24 att) (9/10/79)        |
| 148        | Jamal Anderson at N.O., (27 att) (12/13/98)            | 120        | Michael Turner at S.D., (31 att) . . (11/30/08)     |
| 147        | Jason Snelling at T.B., (25 att) . . . . .(1/3/10)     | 120        | Craig Heyward vs. NYJ, (19 att) . . .(9/24/95)      |
| 147        | Jamal Anderson at Det., (30 att)(12/20/98)             | 120        | Gerald Riggs vs. Was., (23 att) . . (9/20/87)       |
| 146        | Warrick Dunn vs. NYG, (14 att) . (10/15/06)            | 120        | Gerald Riggs vs. Hou., (25 att) . . . .(9/23/84)    |
| 145        | Lynn Cain vs. LA Rams (35 att) . . (10/7/84)           | 119        | Jamal Anderson at Det., (25 att) (11/12/00)         |
| 142        | Warrick Dunn at N.O., (23 att) . . (10/27/02)          | 119        | William Andrews vs. Rams, (21 att) . (11/21/82)     |
| <b>141</b> | <b>D. Freeman at Dal, (30 att) . . . . . (9/27/15)</b> | 119        | William Andrews vs. Rams, (21 att) .(10/11/81)      |
| 141        | Michael Vick vs. Car., (14 att) . . . . (12/7/03)      | 119        | Gerald Riggs vs. Dal., (30 att) . . . . (12/6/87)   |
| 141        | Gerald Riggs vs. LA Rams, (35 att) .(10/12/86)         | 117        | Michael Turner vs. Car., (24 att) . (11/23/08)      |
| 140        | Michael Turner at Cle., (19 att) . . . . .(10/10/10)   | 117        | Warrick Dunn vs. Arz., (20 att) . . (9/26/04)       |
| <b>139</b> | <b>D. Freeman vs. S.F., (20 att) . . . .(12/18/16)</b> | 117        | Jamal Anderson vs. Car., (31 att) . . . .(10/4/98)  |
| 139        | Michael Turner at Car., (27 att) . . . . .(10/16/11)   | 117        | Craig Heyward vs. Stl., (20 att) . . .(11/19/95)    |
| 139        | Michael Turner at Oak. (30 att) . . (11/2/08)          | 117        | Junior Coffey vs. Cle., (17 att) . . (10/30/66)     |
| 139        | Gerald Riggs vs. Sea., (23 att) . . . (10/13/85)       | <b>116</b> | <b>D. Freeman at Ten., (25 att) . . .(10/25/15)</b> |
| 136        | Gerald Riggs vs. S.F., (28 att) . . . . (9/30/84)      | 115        | Michael Vick at Den., (12 att) . . . (10/31/04)     |
| 136        | Gerald Riggs vs. Ind., (30 att) . . . . (12/7/86)      | 115        | William Andrews vs. Stl., (20 att) (11/9/80)        |
| 135        | Dave Hampton vs. Stl., (23 att) . . . (9/21/75)        | 115        | William Andrews vs. Rams, (23 att) (12/14/81)       |
| 134        | Warrick Dunn vs. T.B., (21 att) . . . . (9/17/06)      | 115        | Gerald Riggs vs. S.F., (19 att) . . . . .(9/18/88)  |
| 134        | Warrick Dunn vs. Car., (28 att) . . (12/18/04)         | 115        | John Settle vs. Sea., (21 att) . . . . .(10/2/88)   |
| 134        | Gerald Riggs vs. Was., (27 att) . . . (11/5/84)        | 115        | Mike Rozier vs. T.B., (23 att) . . . . .(12/2/90)   |
| 133        | Gerald Riggs vs. S.F., (30 att) . . . .(12/2/84)       | 114        | Michael Turner vs. Phi., (21 att) . . . .(9/18/11)  |
| 132        | Warrick Dunn at Car., (29 att) . . . .(9/10/06)        | 114        | Michael Turner at N.O., (30 att) . . (9/26/10)      |
|            |  | 114        | Jim Butler vs. N.O., (20 att) . . . . .(10/24/71)   |

## TOP PERFORMANCES

113 Gerald Riggs vs. Hou., (21 att) ... (10/25/87)  
 112 Michael Turner at Car., (28 att) . (12/12/10)  
 112 Gerald Riggs vs. Cin., (23 att) . . . . (11/15/87)  
 112 Haskel Stanback vs. T.B., (23 att) (9/24/78)  
 111 Michael Turner at Car., (9 att) . . . (11/15/09)  
 111 William Andrews vs. Rams, (20 att) ..(10/26/80)  
 111 William Andrews vs. Was., (24 att) ....(11/30/80)  
 111 Gerald Riggs vs. Stl., (29 att) . . . . (9/14/86)  
 110 Michael Turner vs. G.B., (23 att). (11/28/10)  
 110 Jamal Anderson vs. NYG, (29 att) .. (10/11/98)  
 110 Gerald Riggs vs. Chi., (30 att) . . . (11/24/85)  
 109 Michael Vick vs. Stl., (12 att) . . . . (9/19/04)  
 109 Jamal Anderson vs. Car., (22 att) . (11/3/96)  
 109 Gerald Riggs vs. Dal., (25 att) . . . . (9/21/86)  
 108 Jamal Anderson at Car., (14 att) . . . (9/1/96)  
 108 William Andrews vs. S.F., (24 att) ..(12/19/82)  
 108 Gerald Riggs vs. Stl., (29 att) . . . . (9/14/86)  
 107 Michael Turner vs. T.B., (24 att) . . . (11/7/10)  
 107 Jerious Norwood at Was., (9 att) (12/3/06)  
 107 Jamal Anderson vs. K.C., (28 att) .. (12/24/00)  
 107 Sonny Collins vs. S.F., (31 att) . . . . (11/14/76)  
**106 Devonta Freeman vs. Det., (21 att)(9/24/17)**  
 106 Jerious Norwood vs. Arz., (6 att) . (10/1/06)  
 106 Dave Hampton vs. Den., (26 att) (11/23/75)  
 105 Michael Turner vs. Car., (28 att). (9/20/09)  
 105 William Andrews vs. S.F., (18 att) (12/4/80)  
 104 Michael Turner vs. K.C., (23 att) .. (9/21/08)  
 104 Jamal Anderson at N.E., (32 att) . . (11/8/98)  
 104 Michael Vick at NYG, (15 att) . . . (11/21/04)  
 104 Bubba Bean vs. Rams, (17 att) . . . (11/19/79)  
 104 Cliff Austin vs. N.O., (27 att) . . . . (9/7/86)  
 104 Steve Broussard vs. S.F., (10 att) . (10/13/91)  
 104 Dave Hampton vs. N.O., (19 att) .. (9/16/73)  
 103 Michael Turner vs. Car., (13 att) .. (9/30/12)  
 103 Warrick Dunn vs. Oak., (25 att) . (12/12/04)  
 103 Jamal Anderson vs. Mia., (18 att)(12/27/98)  
 103 Jamal Anderson at Det., (16 att) ..(10/6/96)  
 103 Art Malone vs. Rams, (18 att) . . . (10/1/72)  
 102 Michael Turner vs. Dal., (20 att) . . . (11/4/12)  
 102 Byron Hanspard vs Arz., (26 att)(12/26/99)  
 102 Craig Heyward at N.O., (25 att) .. (9/17/95)  
 102 Lynn Cain vs. Det., (21 att) . . . . .(10/5/80)  
 102 John Settle vs. N.O., (10 att) . . . . . (9/11/88)  
 102 Mike Rozier vs. Rams, (21 att) . . (12/23/90)  
 101 Michael Vick vs. Arz., (11 att) . . . . (10/1/06)  
 101 Warrick Dunn vs. Sea., (20 att) . . (12/15/02)  
 101 William Andrews vs. Phi., (18 att) (12/7/80)  
 101 William Andrews vs. Hou., (25 att). (11/19/81)  
 101 Dave Hampton vs. N.O., (25 att) . (10/5/75)  
 101 Steve Broussard vs. S.D., (20 att) . (9/15/91)  
 101 Steven Jackson vs. Ari., (18 att) . . (9/30/14)  
**100 D. Freeman at N.O., (13 att) . . . .(10/15/15)**  
 100 Michael Turner vs. Ten., (21 att) .. (11/20/11)  
 100 Michael Turner at Chi., (10 att) . . . . (9/11/11)  
 100 Warrick Dunn at N.O., (22 att) ..(10/16/05)  
 100 T. J. Duckett at Car., (14 att) . . . . (9/28/030)  
 100 Jamal Anderson vs. S.F., (31 att) . (11/15/98)

100 Sonny Collins vs. Sea., (17 att) . . . . (11/7/76)  
 100 William Andrews vs. S.F., (21 att) (9/28/80)  
 100 Warrick Dunn vs. S.F., (27 att) . . . . (11/4/07)

## RECEIVING YARDAGE

**300 Julio Jones vs. Car (12 rec) . . . . (10/02/16)**  
**259 Julio Jones at G.B., (11 rec) . . . . .(12/8/14)**  
 210 Roddy White at S.F., (8 rec) . . . . (10/11/09)  
 201 Roddy White vs. Cin., (11 rec) . . . (10/24/10)  
 198 Terance Mathis at N.O., (6 rec) . . (12/13/98)  
 193 Andre Rison at Det., (14 rec) . . . . .(9/4/94)  
 193 Alfred Jackson vs. S.F., (11 rec) . . . (12/2/84)  
 190 Michael Haynes vs. Was., (6 rec) . . . (12/17/89)  
 190 Ken Burrow vs. Det., (6 rec) . . . . . (10/3/71)  
 190 Ken Burrow vs. N.O., (8 rec) . . . . .(12/19/71)  
**189 Julio Jones vs Ari, (10 rec) . . . .(11/30/14)**  
 187 Michael Haynes vs. N.O., (6 rec) .(11/24/91)  
 184 Terance Mathis vs. Rams,(10 rec) (11/19/95)  
**182 Julio Jones vs. STL (11 rec) . . . . .(9/15/13)**  
 182 Quentin McCord vs. Det., (7 rec)(12/22/02)  
 182 Michael Haynes vs. N.O., (7 rec) . (9/12/93)  
 179 Alfred Jenkins vs. N.O., (5 rec) . . . . (11/1/81)  
**178 Julio Jones vs. Car, (9 rec) . . . . .(12/27/15)**  
 177 Andre Rison vs. Chi., (10 rec) . . . . (9/27/92)  
**174 Julio Jones vs. S.D., (9 rec) . . . . (20/23/16)**  
 173 Bert Emanuel vs. Rams, (9 rec) . . . (12/15/96)  
 172 Andre Rison vs. S.F., (9 rec) . . . . .(10/14/90)  
 169 Roddy White vs. Car., (8 rec) . . . . .(9/30/12)  
 169 Stacey Bailey vs. Dal., (4 rec) . . . . .(9/25/88)  
 168 Peerless Price vs. Min., (12 rec) . . (10/5/03)  
 166 Terance Mathis at Pitt., (12 rec) (10/25/99)  
**164 Julio Jones at Car., (12 rec) . . . . .(9/27/15)**  
 164 Roddy White at N.O., (10 rec) . . . . (12/7/08)  
 164 Ken Burrow vs. S.F., (5 rec) . . . . .(10/28/73)  
 163 Terance Mathis at Den., (8 rec) . (11/20/94)  
**162 Julio Jones vs. T.B., (12 rec) . . . . .(11/1/15)**  
 162 Tim Dwight vs. S.F., (7 rec) . . . . . (1/3/00)  
 161 Andre Rison vs. Rams, (5 rec) . . .(10/21/90)  
**161 Julio Jones vs T.B., (9 rec) . . . . .(9/18/14)**  
**160 Julio Jones vs. Ind., (9 rec) . . . . .(11/22/15)**  
 159 Stacey Bailey vs. Was., (9 rec) . . . (12/4/83)  
 158 Stacey Bailey vs. Rams, (7 rec) . . . (10/7/84)  
 155 Eric Metcalf at N.O., (11 rec) . . . . . (9/17/95)  
 154 Andre Rison vs. N.O., (10 rec) . . . (10/7/90)  
 153 Roddy White at Det., (8 rec) . . . . (12/22/12)  
 153 Billy Johnson vs. N.O., (11 rec) . . (10/20/85)  
 153 Wallace Francis vs. NYG, (7 rec) . . (10/1/78)  
 152 Alfred Jenkins vs. Was., (7 rec) . . .(9/25/77)  
 149 Harry Douglas vs. TB, (7 rec.) . . . (10/20/13)  
 149 Tony Gonzalez vs. NE (12 rec.) . . . (9/29/13)  
 148 Shawn Jefferson vs. S.F., (7 rec) . . .(9/3/00)  
 148 Wallace Francis vs. S.F., (4 rec) . . (12/14/80)  
 148 Michael Haynes vs. Dal., (5 rec) (12/22/91)  
**147 Julio Jones at T.B. (6 rec) . . . . .(11/25/12)**  
 147 Andre Rison vs. T.B., (11 rec) . . . . (12/31/93)  
 147 Alfred Jenkins vs. S.F., (7 rec) . . . (12/14/75)  
 147 Roddy White vs. Ten., (7 rec) . . . . (11/20/11)



## TOP PERFORMANCES

|            |  |            |   |
|------------|--|------------|---|
| 146        | Roddy White at Stl., (10 rec) . . . . . (12/2/07)          | 122        | Tony Gonzalez at N.O. (11 rec) . . . . . (11/11/12)       |
| 146        | Floyd Dixon vs. Phi., (8 rec) . . . . . (10/5/86)          | 122        | Eric Metcalf at Cin., (9 rec) . . . . . (11/24/96)        |
| 144        | Alex Hawkins vs. Phi., (9 rec) . . . . . (9/18/66)         | 122        | Alfred Jenkins vs. Rams, (7 rec) . . . . . (11/5/72)      |
| 143        | Roddy White at Buf., (10 rec.) . . . . . (12/1/13)         | 121        | Harry Douglas at ARZ, (12 rec.) . . . . . (10/27/13)      |
| 143        | Jim Mitchell vs. LA Rams, (4 rec) . . . . . (9/26/71)      | 121        | Bert Emanuel at T.B., (9 rec) . . . . . (10/22/95)        |
| <b>141</b> | <b>Julio Jones vs. Phi., (9 rec) . . . . . (9/14/15)</b>   | 120        | Andre Rison vs. Rams, (5 rec) . . . . . (11/14/93)        |
| 141        | Roddy White at SF, (12 rec) . . . . . (12/23/13)           | 120        | Wes Chesson vs. Rams, (7 rec) . . . . . (11/5/72)         |
| 141        | Roddy White at Arz., (12 rec) . . . . . (12/23/07)         | 120        | Paul Flatley vs. Phi., (4 rec) . . . . . (12/14/69)       |
| 140        | Roddy White at T.B., (9 rec) . . . . . (9/25/11)           | 120        | Roddy White vs. Min., (10 rec) . . . . . (11/27/11)       |
| 140        | Tony Martin vs. Ind., (7 rec) . . . . . (12/6/98)          | <b>119</b> | <b>Julio Jones at T.B., (8 rec) . . . . . (11/9/14)</b>   |
| 140        | Stacey Bailey vs. Phi., (8 rec) . . . . . (12/16/84)       | 119        | Roddy White vs. K.C., (5 rec) . . . . . (9/21/08)         |
| <b>139</b> | <b>Julio Jones at Sea, (7 rec) . . . . . (10/16/16)</b>    | 119        | Charlie Brown vs. N.O., (7 rec) . . . . . (9/7/86)        |
| 139        | Roddy White vs. Buf., (8 rec) . . . . . (12/27/09)         | <b>118</b> | <b>Julio Jones at Jax, (9 rec) . . . . . (12/20/15)</b>   |
| 138        | Roddy White vs. Bal., (12 rec) . . . . . (11/11/10)        | 118        | Roddy White vs. Dal. (7 rec) . . . . . (11/4/12)          |
| 138        | Wallace Francis vs. Den., (8 rec) . . . . . (9/16/79)      | 118        | Alge Crumpler vs. T.B., (4 rec) . . . . . (11/14/04)      |
| <b>137</b> | <b>Julio Jones at S.F., (10 rec) . . . . . (11/8/15)</b>   | 118        | Andre Rison at N.O., (8 rec) . . . . . (11/13/94)         |
| 136        | Bert Emanuel vs. Arz., (4 rec) . . . . . (12/24/94)        | 117        | Roddy White at Car., (9 rec) . . . . . (12/9/12)          |
| 136        | Billy Johnson vs. Raid., (6 rec) . . . . . (12/1/85)       | 117        | Alge Crumpler vs. Pitt., (4 rec) . . . . . (10/22/06)     |
| 136        | Alfred Jenkins vs. Cle., (6 rec) . . . . . (9/27/81)       | 117        | Terance Mathis at N.E., (8 rec) . . . . . (11/8/98)       |
| 136        | Alfred Jenkins vs. Mia., (4 rec) . . . . . (9/21/80)       | 117        | Junior Miller vs. N.E., (8 rec) . . . . . (9/14/80)       |
| <b>135</b> | <b>Julio Jones at Phi, (135 rec) . . . . . (11/13/16)</b>  | 116        | Harry Douglas vs Ari., (9 rec) . . . . . (11/30/14)       |
| <b>135</b> | <b>Julio Jones at NYG, (13 rec) . . . . . (9/20/15)</b>    | <b>116</b> | <b>Julio Jones vs N.O., (7 rec) . . . . . (9/7/14)</b>    |
| 135        | Roddy White vs. Jax., (10 rec) . . . . . (12/15/11)        | 116        | Tony Martin vs. N.O., (7 rec) . . . . . (10/18/98)        |
| 134        | Harry Douglas at TB, (6 rec.) . . . . . (11/17/13)         | 116        | Bert Emanuel vs. Min., (9 rec) . . . . . (9/8/96)         |
| 134        | Alfred Jenkins vs. S.F., (7 rec) . . . . . (11/8/81)       | 116        | Billy Johnson vs. Det., (8 rec) . . . . . (9/9/84)        |
| 133        | Harry Douglas vs. N.O., (8 rec) . . . . . (11/13/11)       | <b>115</b> | <b>Julio Jones at Mia, (9 rec) . . . . . (9/22/13)</b>    |
| <b>132</b> | <b>Tevin Coleman at Den., (4 rec) . . . . . (10/09/16)</b> | <b>115</b> | <b>Julio Jones at T.B., (6 rec) . . . . . (9/25/11)</b>   |
| 132        | Roddy White at G.B., (8 rec) . . . . . (10/5/08)           | 115        | Aubrey Matthews vs. Stl., (7 rec) (11/29/87)              |
| 132        | William Andrews vs. Stl., (8 rec) (10/18/81)               | 114        | Roddy White at N.O., (7 rec) . . . . . (11/11/12)         |
| 131        | Harry Douglas vs Pit., (10 rec) . . . . . (12/14/14)       | 114        | Brian Finneran at Min., (5 rec) . . . . . (12/1/02)       |
| <b>131</b> | <b>Julio Jones at Ind., (3 rec) . . . . . (11/6/11)</b>    | <b>113</b> | <b>Julio Jones vs. K.C., (7 rec) . . . . . (12/4/16)</b>  |
| 131        | Shawn Jefferson at Pitt., (9 rec) . . . . . (11/10/02)     | 113        | Roddy White at Phi., (8 rec) . . . . . (10/21/08)         |
| 131        | Alfred Jenkins vs. N.O., (7 rec) . . . . . (9/2/79)        | 113        | Alfred Jackson vs. S.F., (4 rec) . . . . . (11/22/78)     |
| 130        | Terance Mathis at S.F., (7 rec) . . . . . (9/27/98)        | 113        | Michael Haynes vs. T.B., (5 rec) . . . . . (12/13/92)     |
| <b>129</b> | <b>Julio Jones vs. Dal., (5 rec) . . . . . (11/4/12)</b>   | 113        | Paul Flatley vs. Rams, (6 rec) . . . . . (9/28/69)        |
| 129        | Warrick Dunn vs. Ten., (9 rec) . . . . . (11/23/03)        | 112        | Roddy White at S.D., (6 rec) . . . . . (11/30/08)         |
| 129        | Alfred Jenkins vs. Den., (5 rec) . . . . . (9/16/79)       | 112        | Roddy White vs. Chi., (9 rec) . . . . . (10/12/08)        |
| <b>128</b> | <b>Julio Jones at N.O., (8 rec) . . . . . (12/26/11)</b>   | 112        | Charlie Brown vs. NYJ, (6 rec) . . . . . (11/9/86)        |
| 128        | Terance Mathis at S.F., (7 rec) . . . . . (12/4/94)        | 112        | Michael Haynes vs. Rams, (6 rec) (12/8/91)                |
| 128        | George Thomas vs. Min., (7 rec) . . . . . (9/8/91)         | <b>111</b> | <b>Aldrick Robinson vs. S.F., (4 rec) (12/18/16)</b>      |
| 128        | Andre Rison vs. S.F., (11 rec) . . . . . (9/23/90)         | <b>111</b> | <b>Julio Jones vs. T.B., (8 rec) . . . . . (11/03/16)</b> |
| 127        | Roddy White at N.O., (11 rec) . . . . . (12/26/11)         | 111        | Roddy White at Pitt., (13 rec) . . . . . (9/12/10)        |
| <b>127</b> | <b>Julio Jones at Sea., (11 rec) . . . . . (10/2/11)</b>   | 111        | Jim Mitchell vs. N.O., (7 rec) . . . . . (9/16/73)        |
| 127        | Roddy White vs. Car., (7 rec) . . . . . (9/23/07)          | 110        | Tony Gonzalez at N.O., (8 rec) . . . . . (9/26/10)        |
| 126        | Shawn Collins vs. G.B., (5 rec) . . . . . (10/1/89)        | 110        | Roddy White at N.O., (8 rec) . . . . . (10/21/07)         |
| 125        | Terance Mathis at N.O., (10 rec) . . . . . (9/13/94)       | 110        | Billy Johnson vs. Den., (7 rec) . . . . . (9/22/85)       |
| 124        | Terance Mathis vs. Phi., (10 rec) . . . . . (11/27/94)     | 110        | Paul Gibson vs. Rams, (5 rec) . . . . . (11/22/70)        |
| 124        | Andre Rison vs. G.B., (8 rec) . . . . . (12/1/91)          | 110        | Lynn Cain vs. Oak., (6 rec) . . . . . (10/24/79)          |
| 123        | Roddy White vs. Arz., (8 rec) . . . . . (11/18/12)         | 110        | Charlie Brown vs. T.B., (7 rec) . . . . . (9/28/86)       |
| <b>123</b> | <b>Julio Jones at Phi, (5 rec) . . . . . (10/28/12)</b>    | 110        | Michael Haynes vs. Rams, (4 rec) (10/27/91)               |
| 123        | Tony Gonzalez at Wsh., (13 rec) . . . . . (10/7/12)        | 109        | Shawn Jefferson at Oak., (7 rec) (11/26/00)               |
| 123        | Terance Mathis at Car., (4 rec) . . . . . (9/1/96)         | 109        | Tony Martin at N.O., (8 rec) . . . . . (12/13/98)         |
| 123        | Terance Mathis vs. K.C., (13 rec) . . . . . (9/18/94)      | 109        | Bert Emanuel at Rams, (4 rec) . . . . . (11/10/96)        |
| 123        | Andre Rison vs. Rams, (12 rec) . . . . . (9/11/94)         | 109        | Stacey Bailey vs. N.O., (7 rec) . . . . . (10/9/83)       |
| 123        | Alfred Jackson vs. Det., (5 rec) . . . . . (9/18/83)       | 109        | Milton Barney vs. Rams, (6 rec) . . . . . (10/18/87)      |

## TOP PERFORMANCES

109 Alfred Jackson vs. Pitt., (5 rec) ... (11/15/81)  
 109 Jim Mitchell vs. Rams, (7 rec) ... (12/1/74)  
**108 Julio Jones vs. GB (5 rec) ..... (9/17/17)**  
**108 Julio Jones vs. NE (6 rec) ..... (9/29/13)**  
**108 Julio Jones at K.C. (6 rec) ..... (9/9/12)**  
 108 Roddy White at N.O., (4 rec) ... (11/2/09)  
 108 Roddy White vs. T.B., (4 rec) ... (11/20/05)  
 108 Maurice Smith at Arz., (2 rec) ... (9/30/01)  
 108 Bert Emanuel vs. Stl., (6 rec) ... (11/2/97)  
 108 Wallace Francis vs. Rams, (10 rec) (12/9/79)  
 108 Arthur Cox vs. NYJ, (4 rec) ... (11/9/86)  
**107 Julio Jones at N.O., (7 rec) ..... (12/21/14)**  
 107 Terance Mathis at Car., (8 rec) .. (10/26/97)  
 107 Andre Rison vs. S.F., (6 rec) ... (12/11/93)  
 107 Drew Hill vs. Rams, (8 rec) ... (12/27/92)  
 107 Billy Ryckman vs. Chi., (8 rec) ... (11/19/78)  
**106 Julio Jones at Oak., (5 rec) ..... (9/18/16)**  
 106 Andre Rison vs. Det., (6 rec) ... (9/5/93)  
 106 Stacey Bailey vs. Phi., (7 rec) ... (10/2/83)  
 106 Stacey Bailey vs. Rams, (6 rec) .. (10/16/83)  
 106 William Andrews vs. Den., (3 rec) (12/5/82)  
 106 Alfred Jenkins vs. Oak., (4 rec) .. (11/30/75)  
 106 Alfred Jenkins vs. Den., (6 rec) .. (11/23/75)  
 106 John Settle vs. S.D., (10 rec) ... (11/13/88)  
 106 Eric Metcalf at T.B., (4 rec) ... (10/22/95)  
**105 Julio Jones at N.Y.G., (11 rec) .... (10/5/14)**  
 105 Tony Martin vs. Mia., (3 rec) ... (12/27/98)  
 105 Floyd Dixon vs. Was., (5 rec) ... (9/20/87)  
 105 Alfred Jenkins vs. NYG, (6 rec) ... (11/11/79)  
 105 Harmon Wages vs. N.O., (3 rec) .. (12/7/69)  
 105 Michael Haynes vs. Was., (2 rec) (11/10/91)  
 105 Mike Pritchard vs. Dal., (9 rec) .. (12/21/92)  
 104 Roddy White vs Car., (8 rec) ... (12/28/14)  
**104 Julio Jones at Car., (3 rec) ..... (12/11/11)**  
 104 Roddy White vs. S.F., (7 rec) ... (10/3/10)  
 104 Roddy White vs. Phi., (9 rec) ... (12/6/09)  
 104 Roddy White vs. Ind., (6 rec) ... (11/22/07)  
 104 Roddy White vs. Dal., (3 rec) ... (12/16/06)  
 104 Alge Crumpler vs. Det., (4 rec) .. (11/24/05)  
 104 Brian Finneran at Car., (5 rec) ... (11/24/02)  
 104 Bert Emanuel at N.O., (6 rec) ... (9/17/95)  
 104 Bert Emanuel vs. Det., (7 rec) ... (11/5/95)  
 104 Billy Johnson vs. S.F., (6 rec) ... (11/20/83)  
 103 L. Hankerson vs. Hou., (6 rec) ... (10/4/15)  
**103 Jacob Tamme vs. T.B., (10 rec) ... (11/1/15)**  
 103 Brian Finneran vs. N.E., (5 rec) ... (10/9/05)  
 103 Alge Crumpler vs. N.O., (4 rec) .. (11/28/04)  
 102 Roddy White vs. Den., (8 rec) ... (9/17/12)  
 102 Roddy White vs. Den., (5 rec) ... (11/16/08)  
 102 Tim Dwight at Car., (5 rec) ... (11/28/99)  
 102 Terance Mathis at Car., (8 rec) .. (12/17/95)  
 102 Stacey Bailey vs. Min., (4 rec) ... (9/16/84)  
 102 Alfred Jenkins vs. N.O., (4 rec) ... (11/2/75)  
 102 Alfred Jenkins vs. Hou., (5 rec) .. (11/28/76)  
 102 Alfred Jenkins vs. Stl., (5 rec) ... (12/17/78)

101 Roddy White at Cle., (5 rec) ... (10/10/10)  
 101 Terance Mathis at Dal., (5 rec) . (10/20/96)  
 101 Paul Flatley vs. Bal., (3 rec) ... (10/5/69)  
 101 Alfred Jenkins vs. G.B., (6 rec) ... (12/12/76)  
 101 Alfred Jenkins vs. Stl., (4 rec) ... (10/18/81)  
 101 Michael Haynes vs. Dal., (5 rec) . (12/21/92)  
 100 Roddy White at Bal., (9 rec) ... (10/19/14)  
 100 Tony Gonzalez at Hou., (7 rec) ... (12/4/11)  
 100 Trevor Gaylor vs. N.O., (3 rec) ... (11/17/02)  
 100 Tony Martin vs. Chi., (6 rec) ... (11/22/98)  
 100 Bert Emanuel at Buf., (6 rec) ... (11/12/95)  
 100 Andre Rison vs. Cle., (6 rec) ... (12/16/90)  
 100 Andre Rison vs. Mia., (7 rec) ... (10/11/92)

### PASSING YARDAGE

**448 Matt Ryan vs. Car (28-of-37)..... (10/02/16)**  
**448 Matt Ryan vs. NE, (31-of-43)..... (9/7/14)**  
 431 Chris Chandler vs. Buf., (28-of-40) (12/23/01)  
**421 Matt Ryan vs. NE, (34-of-54) ..... (9/29/13)**  
 416 Steve Bartkowski vs. Pitt., (33-of-50) (11/15/81)  
**411 Matt Ryan at N.O., (34-of-52)..... (11/11/12)**  
**397 Matt Ryan vs. T.B., (37-of-45) ..... (11/1/15)**  
**396 Matt Ryan Oak., (23-of-34) ..... (9/18/16)**  
 386 Jeff George at N.O., (27-of-39) .. (9/17/95)  
 378 Steve Bartkowski vs. Stl., (31-of-47) . (11/9/80)  
**375 Matt Ryan vs. NE, (24-of-39) ..... (12/8/14)**  
 375 Steve Bartkowski vs. Raid., (36-of-54).. (9/19/82)  
**374 Matt Ryan vs. Stl, (33-of-43)..... (9/15/13)**  
 374 Wade Wilson vs. Rams, (31-of-47) (12/27/92)  
**373 Matt Ryan at N.O., (34-of-52)..... (12/26/11)**  
 371 Steve Bartkowski vs. Hou., (18-of-25)... (11/29/81)  
**369 Matt Ryan at Car., (25-of-40)..... (9/30/12)**  
 366 Steve Bartkowski vs. Det. (24-of-34) (9/18/83)  
 366 Chris Miller vs. N.O., (23-of-44) .. (10/7/90)  
 364 Jeff George vs. Phi., (26-of-46) . (11/27/94)  
**363 Matt Ryan at NYG, (30-of-46) ..... (9/20/15)**  
 363 Bobby Hebert vs. Rams, (28-of-49) (12/15/96)  
 362 Jeff George vs. Det., (31-of-40) .. (11/5/95)  
**361 Matt Ryan vs. NE, (30-of-41)..... (11/30/14)**  
 361 J. Harrington vs. Car., (31-of-44) . (9/23/07)  
**353 Matt Ryan at T.B., (26-of-32) ... (11/25/12)**  
 352 Doug Johnson vs. Min., (28-of-40) . (10/5/03)  
 352 Chris Chandler at G.B., (29-of-50) (11/18/01)  
 352 Jeff George vs. Rams, (20-of-34) (11/19/95)  
**351 Matt Ryan vs. N.O., (29-of-52) .. (11/13/11)**  
 351 Chris Miller vs. Chi., (30-of-48).. (9/27/92)  
 350 Dave Archer vs. NYJ, (21-of-36).. (11/9/86)  
**348 Matt Ryan at SF, (37-of-48) .... (12/23/13)**  
**345 Matt Ryan at Wash., (34-of-52) . (10/7/12)**  
 345 Chris Chandler at N.O., (19-of-28) . (12/13/98)  
**344 Matt Ryan T.B., (25-of-34) .... (11/03/16)**  
**342 Matt Ryan at Car., (34-of-49) ..... (12/9/12)**  
**342 Matt Ryan vs. Dal., (24-of-34) ..... (11/4/12)**  
 340 Wade Wilson vs. Dal., (30-of-41) (12/21/92)  
 340 Chris Miller vs. Rams, (28-of-39) (10/8/89)

## TOP PERFORMANCES

|            |   |
|------------|---|
| 337        | Michael Vick vs. Det., (20-of-38) .(12/22/02)         |
| 337        | Chris Miller vs. S.F., (25-of-41) .. (9/23/90)        |
| <b>335</b> | <b>Matt Ryan vs. Sea., (27-of-42) ....(10/16/16)</b>  |
| 335        | Erik Kramer vs. Rams,(27-of-46)(10/18/87)             |
| <b>334</b> | <b>Matt Ryan vs. T.B., (27-of-39)..... (9/11/16)</b>  |
| 334        | Chris Miller vs. Det., (37-of-66) (12/24/89)          |
| 332        | Steve Bartkowski vs. Mia., (18-of-36). (9/21/80)      |
| <b>331</b> | <b>Matt Ryan vs. N.O., (27-of-36) .....(1/1/17)</b>   |
| <b>330</b> | <b>Matt Ryan at T.B., (26-of-47) . . . (9/25/11)</b>  |
| <b>329</b> | <b>Matt Ryan at S.F., (22-of-32) ... (10/11/09)</b>   |
| 328        | Jeff George at N.O., (29-of-49) . (11/13/94)          |
| 326        | Steve Bartkowski vs. Den., (20-of-29) ..(9/16/79)     |
| 325        | Chris Miller vs. Dal., (19-of-39) . (12/22/91)        |
| 324        | Wade Wilson vs. T.B., (19-of-26) (12/13/92)           |
| <b>322</b> | <b>Matt Ryan vs. NE, (30-of-40) ..... (12/21/14)</b>  |
| <b>321</b> | <b>Matt Ryan at Chi., (21-of-30) .... (9/10/17)</b>   |
| <b>320</b> | <b>Matt Ryan at Car., (22-of-38) . . . (12/11/11)</b> |
| <b>319</b> | <b>Matt Ryan vs. NYJ, (36-of-45) .. (10/7/13)</b>     |
| <b>319</b> | <b>Matt Ryan at Chi., (31-of-47) .....(9/11/11)</b>   |
| 317        | Bobby Hebert vs. Hou., (30-of-52) ..(12/5/93)         |
| <b>316</b> | <b>Matt Ryan vs. NE, (29-of-45) .....(10/5/14)</b>    |
| <b>316</b> | <b>Matt Ryan vs. Ten., (22-of-32).. (11/20/11)</b>    |
| <b>316</b> | <b>Matt Ryan vs. Bal., (32-of-50).....(11/11/10)</b>  |
| <b>315</b> | <b>Matt Ryan at N.O., (24-of-33) ... (12/7/08)</b>    |
| 315        | Chris Chandler at Car., (24-of-42) (11/28/99)         |
| 315        | Chris Redman at Arz.,(28-of-42)(12/23/07)             |
| 315        | Bobby Hebert vs. Dal.,(24-of-32) (11/21/93)           |
| 313        | Steve Bartkowski vs. NYJ, (25-of-36) . (10/23/83)     |
| 312        | Steve Bartkowski vs. N.O., (22-of-38) (9/2/79)        |
| <b>311</b> | <b>Matt Ryan at Buf, (28-of-47)..... (12/1/13)</b>    |
| 311        | Steve Bartkowski vs. NYG, (24-of-28) (10/25/81)       |
| <b>310</b> | <b>Matt Ryan vs. NE, (26-of-37).....(12/14/14)</b>    |
| 310        | Jeff George at Car., (29-of-53) .. (12/17/95)         |
| 310        | Chris Miller vs. Was., (17-of-35) (12/17/89)          |
| 309        | Bob Berry vs. Det., (13-of-23) .... (10/3/71)         |
| <b>306</b> | <b>Matt Ryan vs. Car., (23-of-30) .... (12/27/15)</b> |
| 306        | Michael Vick vs. T.B., (21-of-38) (11/20/05)          |
| 306        | Chris Chandler vs. S.F., (19-of-37) . (1/3/00)        |
| 305        | Steve Bartkowski vs. S.F., (19-of-37) (12/14/75)      |
| <b>304</b> | <b>Matt Ryan at NO, (25-of-38)..... (9/8/13)</b>      |
| 304        | Bobby Hebert at Cin.,(23-of-40)(11/24/96)             |
| <b>304</b> | <b>Matt Ryan at S.F., (30-of-45)..... (11/8/15)</b>   |
| 303        | Chris Redman vs. N.O., (23-of-34) (12/13/09)          |
| 303        | Mike Moroski vs. G.B.,(22-of-35) (11/27/83)           |
| 302        | Bob Berry vs. G.B., (28-of-44) ... (9/27/70)          |
| <b>301</b> | <b>Matt Ryan at Arz, (34 of 61) . . . (10/27/13)</b>  |
| <b>301</b> | <b>Matt Ryan vs. Arz., (28-of-46) . (11/18/12)</b>    |
| <b>301</b> | <b>Matt Ryan vs. Chi., (22-of-30) . (10/12/08)</b>    |
| 301        | Bob Berry vs. Rams, (15-of-22) ... (9/26/71)          |
| 301        | Steve Bartkowski vs. S.F., (28-of-39) ..(11/20/83)    |
| 300        | Chris Miller vs. Min., (27-of-41) ... (9/8/91)        |

### LONGEST PUNTS (65+ YARDS)

|    |  |
|----|--|
| 75 | Harold Alexander vs. Chi. .... (10/3/93) |
| 75 | John James vs. Oak..... (11/30/75)       |

|           |  |
|-----------|--|
| 72        | John James vs. N.O. .... (9/16/73)           |
| 71        | Rick Donnelly vs. NYJ ..... (11/9/86)        |
| 70        | Michael Koenen at Car. .... (11/15/09)       |
| 70        | Billy Lothridge vs. Cle..... (10/27/68)      |
| <b>69</b> | <b>Matt Boshier at NYG .....(9/20/15)</b>    |
| <b>68</b> | <b>Matt Boshier at Den.....(10/9/16)</b>     |
| 68        | Rick Donnelly vs. Was..... (11/3/85)         |
| 68        | Rick Donnelly vs. Phi. .... (10/5/86)        |
| 67        | Michael Koenen at Sea. .... (9/18/05)        |
| 67        | John James vs. N.O. .... (10/31/76)          |
| <b>66</b> | <b>Matt Boshier vs. L.A. .... (12/11/16)</b> |
| <b>66</b> | <b>Matt Boshier vs. N.O. .... (9/7/14)</b>   |
| 65        | Michael Koenen at Cin..... (10/29/06)        |
| 65        | Rick Donnelly vs. Chi. .... (11/16/86)       |
| 65        | Scott Fulhage vs. N.E. .... (10/15/89)       |

### LONGEST RUNS FROM SCRIMMAGE (50+ YARDS)

|           |   |
|-----------|---|
| 90t       | Warrick Dunn vs. NYG.....(10/15/06)           |
| 81t       | Michael Turner vs. T.B. .... (1/1/12)         |
| 78t       | Jerious Norwood vs. Arz..... (10/1/06)        |
| <b>75</b> | <b>Devonta Freeman vs. N.O. .... (1/1/17)</b> |
| 77        | Byron Hanspard vs. Oak. .... (9/14/97)        |
| 70        | Michael Turner vs. Stl. .... (12/28/08)       |
| 69t       | Jerious Norwood at Was. .... (12/3/06)        |
| 69t       | Warrick Dunn vs. N.O. .... (10/19/03)         |
| 67t       | Jerious Norwood vs. NYG ..... (10/15/07)      |
| 67        | Mike Rozier vs. Dal. .... (12/30/90)          |
| 66t       | Michael Turner at Det. .... (9/7/08)          |
| 66t       | Harmon Wages vs. N.O. .... (12/7/69)          |
| 65        | Warrick Dunn vs. NYJ. .... (10/24/05)         |
| 65        | Ernie Wheelwright vs. Rams .... (9/11/66)     |
| 62        | John Settle vs. N.O. .... (9/11/88)           |
| 61        | Michael Turner vs. Phi. .... (9/18/11)        |
| 60t       | Jim Butler vs. Det.....(12/8/68)              |
| 60t       | Bubba Bean vs. T.B. .... (11/4/79)            |
| 60        | Warrick Dunn vs. Arz..... (9/26/04)           |
| 59        | Warrick Dunn at Buf.....(9/25/05)             |
| 59t       | Warrick Dunn at Pitt. .... (11/10/02)         |
| 58t       | Michael Turner vs. Was. .... (11/8/09)        |
| 58        | Michael Vick vs. Arz..... (9/26/04)           |
| 58        | Maurice Smith vs. N.E. .... (11/4/01)         |
| 57        | Byron Hanspard vs. Den. .... (9/28/97)        |
| 57        | Gerald Riggs vs. N.O.....(9/2/84)             |
| 56        | Warrick Dunn at N.O..... (10/27/02)           |
| 56        | Dave Hampton vs. Rams..... (10/1/72)          |
| <b>55</b> | <b>Tevin Coleman at Car.. ....(12/24/16)</b>  |
| 55        | Steven Jackson vs. Ari. .... (11/30/14)       |
| 55        | Michael Turner at Cle. .... (10/10/10)        |
| 55        | T.J. Duckett vs. Min.....(10/5/03)            |
| 55t       | Haskel Stanback vs. Det. .... (9/23/79)       |
| 54        | Warrick Dunn at N.O..... (11/16/03)           |
| 53        | Michael Turner at Chi. .... (9/11/11)         |
| 53        | Bob Christian at Car.....(11/25/01)           |
| 53        | Byron Hanspard vs. Phi. .... (12/14/97)       |

## TOP PERFORMANCES

- 51 Michael Vick vs. N.O. .... (11/26/06)
- 50 Steven Jackson at NO. .... (9/8/13)
- 50 Michael Turner at Det. .... (10/23/11)
- 50 Gerald Riggs vs. K.C. .... (12/8/85)
- 50t Steve Broussard vs. Cin. .... (10/28/90)

### LONGEST PASS COMPLETIONS (75+ YARDS)

- 98t Bobby Hebert to Michael Haynes  
vs. N.O. .... (10/12/93)
- 94t Chris Chandler to Jamal Anderson  
vs. Car. .... (9/23/01)
- 90t Matt Ryan to Roddy White  
at S.F. .... (10/11/09)
- 89t Chris Miller to Michael Haynes  
vs. Was. .... (9/13/92)
- 88t Matt Ryan to Austin Hooper  
at Chi. .... (9/10/17)**
- 88t Bob Berry to Harmon Wages  
vs. N.O. .... (12/7/69)
- 86t Doug Johnson to Warrick Dunn  
vs. Ten. .... (11/23/03)
- 86t Steve Bartkowski to William Andrews  
vs. Den. .... (12/5/82)
- 85t Jeff George to Bert Emanuel  
vs. Arz. .... (12/24/94)
- 84 Bob Berry to Ken Burrow  
vs. N.O. .... (12/19/71)
- 82t Randy Johnson to Ray Ogden  
vs. S.F. .... (12/10/67)
- 81t Matt Ryan to Julio Jones  
vs. Stl. .... (9/15/13)**
- 81 Jeff George to Terance Mathis  
at S.F. .... (12/4/94)
- 81t Steve Bartkowski to Wallace Francis  
vs. S.F. .... (12/14/80)
- 80t Matt Ryan to Harry Douglas  
at TB. .... (11/17/13)**
- 80t Matt Ryan to Julio Jones  
at T.B. .... (11/25/12)**
- 80t Matt Ryan to Julio Jones  
at Ind. .... (11/6/11)**
- 80t Chris Miller to Michael Haynes  
vs. N.O. .... (11/24/91)
- 79t Matt Ryan to Julio Jones  
at G.B. .... (12/8/14)**
- 79t Chris Chandler to Maurice Smith  
at Arz. .... (9/30/01)
- 78t Chris Chandler to Terance Mathis  
vs. S.F. .... (11/15/98)
- 75t Matt Ryan to Taylor Gabriel  
at Phi. .... (11/13/16)**
- 76t Steve Bartkowski to Floyd Hodge  
vs. S.F. .... (9/25/83)
- 75t Matt Ryan to Julio Jones  
vs. Car. .... (10/2/16)**

- 75t Matt Ryan to Julio Jones  
at Car. .... (12/11/11)**
- 75t Tom Moore to Tommy McDonald  
vs. Bal. .... (11/12/67)
- 75t Chris Miller to Andre Rison  
vs. S.F. .... (10/14/90)
- 75t Billy Joe Tolliver to Michael Haynes  
vs. Was. .... (11/10/91)

### LONGEST FIELD GOALS (50+ YARDS)

- 59 Matt Bryant vs. K.C. .... (12/4/16)**
- 59 Morten Andersen vs. S.F. .... (12/24/95)
- 58 Michael Koenen vs. N.E. .... (10/9/05)
- 55 Matt Bryant vs. N.O. .... (11/29/12)**
- 55 Matt Bryant vs. Oak. .... (10/14/12)**
- 55 Jay Feely, at Arz. .... (9/30/01)
- 55 Morten Andersen at N.O. .... (10/12/97)
- 55 Morten Andersen vs. N.O. .... (12/10/95)
- 54 Matt Bryant vs. Chi. .... (10/12/14)**
- 54 Shayne Graham vs. Car. .... (12/27/15)
- 54 Morten Andersen at Dal. .... (10/20/96)
- 54 Morten Andersen vs. N.E. .... (10/1/95)
- 54 Norm Johnson vs. Det. .... (9/5/93)
- 54 Norm Johnson vs. NYJ .... (9/6/92)
- 54 Norm Johnson vs. N.E. .... (11/29/92)
- 54 Paul McFadden vs. Buf. .... (11/5/89)
- 53 Matt Bryant vs. GB. .... (9/17/17)**
- 53 Matt Bryant vs. Car. .... (10/2/16)**
- 53 Matt Bryant vs. Cle. .... (11/23/14)**
- 53 Matt Bryant vs. Sea. .... (11/10/13)**
- 53 Matt Bryant at Wsh. .... (10/7/12)**
- 53 Morten Andersen at NYJ. .... (10/25/98)
- 53 Greg Davis vs. Phi. .... (11/18/90)
- 54 Shayne Graham at T.B. .... (12/6/15)
- 52 Matt Bryant vs. Chi. .... (10/12/14)**
- 52 Matt Bryant vs. N.O. .... (9/7/14)**
- 52 Matt Bryant at Mia. .... (9/22/13)**
- 52 Jay Feely, at G.B. .... (9/8/02)
- 52 Jay Feely, vs. Buf. .... (12/23/01)
- 52 Morten Andersen vs. S.F. .... (12/24/95)
- 52 Norm Johnson vs. Mia. .... (10/11/92)
- 52 Greg Davis vs. G.B. .... (11/6/88)
- 52 Mick Luckhurst vs. Sea. .... (10/13/85)
- 52 Mick Luckhurst vs. Rams. .... (10/7/84)
- 52 Nick Mike-Mayer vs. S.F. .... (10/28/73)
- 51 Matt Bryant at Car. .... (12/24/16)**
- 51 Matt Bryant vs. N.O. .... (9/7/14)**
- 51 Matt Bryant vs. Wsh. .... (12/15/13)**
- 51 Matt Bryant vs. Arz. .... (11/18/12)**
- 51 Matt Bryant at N.O. .... (12/26/11)**
- 50 Matt Bryant vs. Mia. .... (10/15/17)**
- 50 Matt Bryant vs. S.F. .... (12/18/16)**
- 50 Matt Bryant vs. at T.B. .... (11/3/16)**
- 50 Matt Bryant at N.O. .... (12/21/14)**

# TOP PERFORMANCES

- 50 Matt Bryant at G.B. ....(12/8/14)**  
**50 Matt Bryant at Sea..... (10/2/11)**

## LONGEST INTERCEPTION RETURNS (60+ YARDS)

- 101t Tom Pridemore vs. S.F. ....(9/20/81)  
 95t Chevis Jackson vs. N.O. .... (11/9/08)  
**90t Deion Jones at N.O.....(9/26/16)**  
 90t Ken Reaves vs. LA Rams ..... (10/20/68)  
 87t Rolland Lawrence vs. Oak. .... (11/30/75)  
 85 Aaron Beasley at S.F. ....(9/12/04)  
 82t Deion Sanders vs. Hou. ....(9/9/90)  
 81t Rolland Lawrence vs. S.D. .... (10/21/73)  
 79t Asante Samuel vs. Oak..... (10/14/12)  
 77t Lee Calland vs. Bal.....(9/17/67)  
 74 Vinnie Clark vs. T.B.....(10/9/94)  
 73t Jimmy Burson vs. S.F. .... (12/15/68)  
 72t Rick Byas vs. N.O..... (11/20/77)  
**71t Sean Weatherspoon .....(12/8/13)**  
 71t Alton Montgomery vs. Car..... (9/3/95)  
 68t Osi Umenyiora vs. Stl ..... (9/15/13)  
 66t Kevin Mathis at Den.....(10/31/04)  
 65 DeAngelo Hall at T.B. ....(12/24/05)  
 65t Tom Hayes vs. N.O. ....(9/16/73)  
 62t Tye Hill vs. Was. .... (11/8/09)  
 62t Bob Riddle vs. Min.....(12/4/66)  
 61t Deion Sanders vs. Dal. .... (12/30/90)  
 60 Ray Buchanan vs. T.B..... (11/5/00)  
 60 Deion Sanders at T.B. ....(12/24/05)

## LONGEST PUNT RETURNS (50+ YARDS)

- 79t Deion Sanders vs. Cin. .... (10/28/90)  
 77t Tom McCauley vs. N.O. .... (10/25/70)  
 75t Allen Rossum at K.C..... (10/24/04)  
 75t John Mallory vs. Min. .... (12/20/70)  
 74 Darrien Gordon vs. Dal. .... (11/11/01)  
**73 Eric Weems at Oak.....(9/18/16)**  
 72 Allen Rossum vs. Phi. .... (11/2/03)  
 72t Gerald Tinker vs. N.O.....(9/29/74)  
 71t Billy Johnson vs. NYJ.....(10/23/83)  
 71 Billy Johnson vs. LA Rams .....(11/21/82)  
 70t Tim Dwight at Phi.....(10/1/00)  
 70t Tim Dwight vs. S.F.....(1/3/00)  
 68t Deion Sanders vs. LA Rams ..... (9/10/89)  
 67 Darrien Gordon at Ind..... (12/16/01)  
 66t Eric Metcalf at Stl.....(10/12/95)  
 61t Harry Douglas vs. Car. .... (11/23/08)  
 60 Dennis Pearson vs. Det.....(9/23/79)  
 68 Lew Barnes vs. Phi..... (10/30/88)  
 59t Allen Rossum vs. Ten..... (11/23/03)  
 58t Winslow Oliver vs. S.F. ....(12/12/99)  
 57 Ray Brown vs. Phi..... (11/11/73)  
 57 Al Dodd vs. Chi..... (10/13/74)  
 56 Kenny Johnson vs. Chi..... (9/23/80)  
 51 Tony Smith vs. T.B.....(10/31/93)

## LONGEST FUMBLE RETURNS (50+ YARDS)

- 91t Bob Glazebrook vs. NYG ..... (9/12/82)  
 86 Osi Umenyiora at. N.O. ....(12/21/14)  
 84t Nate Stupar vs. Hou.....(10/4/15)  
 75t Oliver Barnett vs. T.B. .... (11/17/91)  
 74t Jim Weatherford vs. S.F..... (10/19/69)  
 71t Chuck Smith at N.E..... (11/8/98)  
 69t Jessie Tuggle vs. N.O. .... (12/3/92)  
 66t DeAngelo Hall at N.O. ....(10/16/05)  
 65t James Britt vs. LA Rams..... (10/26/86)  
 65t Jessie Tuggle vs. Hou.....(9/9/90)  
 64 Ray Edwards vs. Phi.....(9/18/11)  
 64t Blane Gaison vs. S.F. .... (11/20/83)  
 60t Tom Hayes vs. Oak..... (12/5/71)  
 57t Joel Williams vs. G.B. .... (9/13/81)  
 56t DeAngello Hall at Ten. .... (10/7/07)  
 \*55t Jim Mitchell at Min.....(11/28/71)  
 54t John Mallory vs. LA Rams.....(10/17/71)  
 50t Jim Mitchell vs. N.O. .... (10/5/75)  
 \*Ball was fumbled by teammate and run in for a TD.

## LONGEST KICKOFF RETURNS (90+ YARDS)

- \*102t Eric Weems vs. G.B. .... (1/15/11)  
 102t Eric Weems at T.B. .... (12/5/10)  
 100t Darrick Vaughn at Den. ....(9/10/00)  
 100t Deion Sanders vs. S.F. .... (10/13/91)  
 100t Dennis Pearson vs. Stl..... (12/17/78)  
 99t Byron Hanspard at S.D. .... (12/7/97)  
 99t Deion Sanders vs. Was. .... (9/13/92)  
 99t Ron Smith vs. Bal.....(9/17/67)  
 97t Tony Smith vs. Pitt.....(9/27/93)  
 97t Sylvester Stamps vs. S.F. ....(12/20/87)  
 96t Darrick Vaughn at Stl..... (1/6/02)  
 96t Darrick Vaughn at Stl.....(10/15/00)  
 94t Cliff Austin vs. N.O. .... (10/20/85)  
 93t Tim Dwight vs. Car. .... (10/4/98)  
 93t Byron Hanspard at Sea. .... (11/30/97)  
 92 Jerious Norwood vs. Stl..... (12/28/08)  
 \* 2010 Divisional Playoff Game

## LONGEST KICKOFF RETURNS (60+ YARDS)

- 91t Allen Rossum vs. Sea ..... (12/15/02)  
 88t Darrick Vaughn at N.O. .... (12/17/00)  
 85 Jerious Norwood vs. Chi.....(10/12/08)  
 82 Jim Butler vs. G.B.....(11/22/71)  
 80 Ron Smith vs. Chi.....(11/27/66)  
 76t Keith Jones vs. Dal. .... (12/30/90)  
 76 Jerious Norwood at Ten. .... (10/7/07)  
 74 Sylvester Stamps vs. Hou.....(10/25/87)  
 73t Deion Sanders vs. Buf. .... (11/22/92)  
 72 Deion Sanders vs. N.O.....(10/29/89)  
**66 Devin Hester vs Car. .... (12/28/14)**  
 62 Eric Weems vs. Chi.....(10/18/09)  
 61 Adam Jennings vs. Sea. ....(12/30/07)

# CAREER 100 & 300 YARD GAMES

## CAREER 100-YARD RUSHING GAMES

|                        |          |
|------------------------|----------|
| Michael Turner         | 26       |
| Gerald Riggs           | 25       |
| William Andrews        | 22       |
| Jamal Anderson         | 19       |
| Warrick Dunn           | 19       |
| Michael Vick           | 8        |
| Dave Hampton           | 7        |
| <b>Devonta Freeman</b> | <b>7</b> |
| Erric Pegram           | 4        |
| Steve Broussard        | 3        |
| Lynn Cain              | 3        |
| Craig Heyward          | 3        |
| Mike Rozier            | 3        |
| John Settle            | 3        |
| Jason Snelling         | 2        |
| Jerious Norwood        | 2        |
| Jim Butler             | 2        |
| Sonny Collins          | 2        |
| Haskel Stanback        | 2        |
| Cliff Austin           | 1        |
| Bubba Bean             | 1        |
| Junior Coffey          | 1        |
| T.J. Duckett           | 1        |
| Byron Hanspard         | 1        |
| Art Malone             | 1        |
| Maurice Smith          | 1        |
| Woody Thompson         | 1        |
| Steven Jackson         | 1        |

## CAREER 300-YARD PASSING GAMES

|                  |           |
|------------------|-----------|
| <b>Matt Ryan</b> | <b>42</b> |
| Steve Bartkowski | 12        |
| Chris Miller     | 8         |
| Jeff George      | 6         |
| Chris Chandler   | 4         |
| Bobby Hebert     | 4         |
| Bob Berry        | 3         |
| Wade Wilson      | 3         |
| Chris Redman     | 2         |
| Michael Vick     | 2         |
| Dave Archer      | 1         |
| Joey Harrington  | 1         |
| Doug Johnson     | 1         |
| Erik Kramer      | 1         |
| Mike Moroski     | 1         |

## CAREER 100-YARD RECEIVING GAMES

|                    |           |
|--------------------|-----------|
| Roddy White        | 39        |
| <b>Julio Jones</b> | <b>36</b> |
| Alfred Jenkins     | 16        |
| Andre Rison        | 15        |
| Terance Mathis     | 14        |
| Bert Emanuel       | 9         |

|                      |          |
|----------------------|----------|
| Michael Haynes       | 9        |
| Stacey Bailey        | 8        |
| Harry Douglas        | 6        |
| Tony Martin          | 5        |
| Billy Johnson        | 5        |
| Tony Gonzalez        | 5        |
| Wallace Francis      | 4        |
| Alge Crumpler        | 4        |
| Charlie Brown        | 3        |
| Paul Flatley         | 3        |
| Shawn Jefferson      | 3        |
| Eric Metcalf         | 3        |
| Ken Burrow           | 3        |
| Brian Finneran       | 3        |
| Jim Mitchell         | 3        |
| William Andrews      | 3        |
| Floyd Dixon          | 2        |
| Tim Dwight           | 2        |
| Aldrick Robinson     | 1        |
| <b>Tevin Coleman</b> | <b>1</b> |
| Leonard Hankerson    | 1        |
| Jacob Tamme          | 1        |
| Milton Barney        | 1        |
| Lynn Cain            | 1        |
| Wes Chesson          | 1        |
| Shawn Collins        | 1        |
| Arthur Cox           | 1        |
| Warrick Dunn         | 1        |
| Paul Gipson          | 1        |
| Alex Hawkins         | 1        |
| Drew Hill            | 1        |
| Aubrey Matthews      | 1        |
| Quentin McCord       | 1        |
| Junior Miller        | 1        |
| Peerless Price       | 1        |
| Mike Pritchard       | 1        |
| Laurent Robinson     | 1        |
| Billy Ryckman        | 1        |
| John Settle          | 1        |
| Maurice Smith        | 1        |
| George Thomas        | 1        |
| Harmon Wages         | 1        |

## YEARLY LEADERS

### SCORING

| YEAR | PLAYER          | TD | XPM | XPA | FGM | FGA | TP  |
|------|-----------------|----|-----|-----|-----|-----|-----|
| 1966 | Lou Kirouac     | 0  | 19  | 24  | 9   | 18  | 46  |
| 1967 | Wade Traynham   | 0  | 22  | 22  | 7   | 18  | 43  |
| 1968 | Bob Etter       | 0  | 17  | 19  | 11  | 21  | 50  |
| 1969 | Bob Etter       | 0  | 33  | 33  | 15  | 30  | 78  |
| 1970 | Kenny Vinyard   | 0  | 23  | 26  | 9   | 25  | 50  |
| 1971 | Bill Bell       | 0  | 29  | 33  | 13  | 21  | 68  |
| 1972 | Bill Bell       | 0  | 31  | 31  | 16  | 30  | 79  |
| 1973 | Nick Mike-Mayer | 0  | 34  | 34  | 26  | 38  | 112 |
| 1974 | Nick Mike-Mayer | 0  | 12  | 12  | 9   | 16  | 39  |
| 1975 | Nick Mike-Mayer | 0  | 30  | 33  | 4   | 10  | 42  |
| 1976 | Nick Mike-Mayer | 0  | 20  | 20  | 10  | 21  | 50  |
| 1977 | Haskel Stanback | 6  | 0   | 0   | 0   | 0   | 36  |
| 1978 | Tim Mazzetti    | 0  | 18  | 18  | 13  | 16  | 57  |
| 1979 | Tim Mazzetti    | 0  | 31  | 37  | 13  | 25  | 70  |
| 1980 | Tim Mazzetti    | 0  | 46  | 49  | 19  | 27  | 103 |
| 1981 | Mick Luckhurst  | 0  | 51  | 51  | 21  | 33  | 114 |
| 1982 | Mick Luckhurst  | 0  | 21  | 22  | 10  | 14  | 51  |
| 1983 | Mick Luckhurst  | 0  | 43  | 45  | 17  | 22  | 94  |
| 1984 | Mick Luckhurst  | 0  | 31  | 31  | 20  | 27  | 91  |
| 1985 | Mick Luckhurst  | 0  | 29  | 29  | 24  | 31  | 101 |
| 1986 | Mick Luckhurst  | 0  | 21  | 21  | 14  | 24  | 63  |
| 1987 | Mick Luckhurst  | 0  | 17  | 17  | 9   | 13  | 44  |
| 1988 | Greg Davis      | 0  | 25  | 27  | 19  | 30  | 82  |
| 1989 | Paul McFadden   | 0  | 18  | 18  | 15  | 20  | 63  |
| 1990 | Greg Davis      | 0  | 40  | 40  | 22  | 33  | 106 |
| 1991 | Norm Johnson    | 0  | 38  | 39  | 19  | 23  | 95  |
| 1992 | Norm Johnson    | 0  | 39  | 39  | 18  | 22  | 93  |
| 1993 | Norm Johnson    | 0  | 34  | 34  | 26  | 27  | 112 |
| 1994 | Norm Johnson    | 0  | 32  | 32  | 21  | 25  | 95  |
| 1995 | Morten Andersen | 0  | 29  | 30  | 31  | 37  | 122 |
| 1996 | Morten Andersen | 0  | 31  | 31  | 22  | 29  | 97  |
| 1997 | Morten Andersen | 0  | 35  | 35  | 23  | 27  | 104 |
| 1998 | Morten Andersen | 0  | 51  | 52  | 23  | 28  | 120 |
| 1999 | Morten Andersen | 0  | 34  | 34  | 15  | 21  | 79  |
| 2000 | Morten Andersen | 0  | 23  | 23  | 25  | 31  | 98  |
| 2001 | Jay Feely       | 0  | 28  | 28  | 29  | 37  | 115 |
| 2002 | Jay Feely       | 0  | 42  | 43  | 32  | 40  | 138 |
| 2003 | Jay Feely       | 0  | 32  | 33  | 19  | 27  | 89  |
| 2004 | Jay Feely       | 0  | 40  | 40  | 18  | 23  | 94  |
| 2005 | Todd Peterson   | 0  | 35  | 35  | 23  | 25  | 104 |
| 2006 | Morten Andersen | 0  | 27  | 27  | 20  | 23  | 87  |
| 2007 | Morten Anderson | 0  | 24  | 24  | 25  | 28  | 99  |
| 2008 | Jason Elam      | 0  | 42  | 42  | 29  | 31  | 129 |
| 2009 | Jason Elam      | 0  | 32  | 33  | 12  | 19  | 68  |
| 2010 | Matt Bryant     | 0  | 44  | 44  | 28  | 31  | 128 |
| 2011 | Matt Bryant     | 0  | 45  | 45  | 27  | 29  | 126 |
| 2012 | Matt Bryant     | 0  | 44  | 44  | 33  | 38  | 143 |
| 2013 | Matt Bryant     | 0  | 39  | 39  | 24  | 27  | 111 |

## **YEARLY LEADERS**

### **SCORING CONT...**

| <b>YEAR</b> | <b>PLAYER</b>   | <b>TD</b> | <b>XPM</b> | <b>XPA</b> | <b>FGM</b> | <b>FGA</b> | <b>TP</b> |
|-------------|-----------------|-----------|------------|------------|------------|------------|-----------|
| 2014        | Matt Bryant     | 0         | 40         | 40         | 29         | 32         | 127       |
| 2015        | Devonta Freeman | 14        | 0          | 0          | 0          | 0          | 84        |
| 2016        | Matt Bryant     | 0         | 56         | 57         | 34         | 37         | 158       |



## YEARLY LEADERS

### PASSING (MINIMUM 100 ATTEMPTS)

| YEAR | PLAYER           | ATT | COMP | PCT  | YDS   | TD | INT |
|------|------------------|-----|------|------|-------|----|-----|
| 1966 | Randy Johnson    | 295 | 129  | 43.7 | 1,795 | 12 | 21  |
| 1967 | Randy Johnson    | 288 | 142  | 49.3 | 1,620 | 10 | 21  |
| 1968 | Bob Berry        | 153 | 81   | 52.9 | 1,433 | 7  | 13  |
| 1969 | Bob Berry        | 169 | 71   | 57.3 | 1,087 | 10 | 2   |
| 1970 | Bob Berry        | 269 | 156  | 58.0 | 1,806 | 16 | 13  |
| 1971 | Bob Berry        | 226 | 136  | 60.2 | 2,005 | 11 | 16  |
| 1972 | Bob Berry        | 277 | 154  | 55.6 | 2,158 | 13 | 12  |
| 1973 | Bob Lee          | 230 | 120  | 52.2 | 1,786 | 10 | 8   |
| 1974 | Bob Lee          | 172 | 78   | 45.3 | 852   | 3  | 14  |
| 1975 | Steve Bartkowski | 255 | 115  | 45.1 | 1,662 | 13 | 15  |
| 1976 | Steve Bartkowski | 120 | 57   | 47.5 | 677   | 2  | 9   |
| 1977 | Scott Hunter     | 151 | 70   | 46.4 | 898   | 2  | 3   |
| 1978 | Steve Bartkowski | 369 | 187  | 50.7 | 2,489 | 10 | 18  |
| 1979 | Steve Bartkowski | 379 | 203  | 53.6 | 2,502 | 17 | 20  |
| 1980 | Steve Bartkowski | 463 | 257  | 55.5 | 3,544 | 31 | 16  |
| 1981 | Steve Bartkowski | 533 | 297  | 55.7 | 3,830 | 30 | 23  |
| 1982 | Steve Bartkowski | 262 | 166  | 63.4 | 1,905 | 8  | 11  |
| 1983 | Steve Bartkowski | 432 | 274  | 63.4 | 3,167 | 22 | 5   |
| 1984 | Steve Bartkowski | 269 | 181  | 67.3 | 2,158 | 11 | 10  |
| 1985 | Dave Archer      | 312 | 161  | 51.6 | 1,992 | 7  | 17  |
| 1986 | Dave Archer      | 294 | 150  | 51.0 | 2,007 | 10 | 9   |
| 1987 | Scott Campbell   | 260 | 136  | 52.3 | 1,728 | 11 | 14  |
| 1988 | Chris Miller     | 351 | 184  | 52.4 | 2,133 | 11 | 12  |
| 1989 | Chris Miller     | 526 | 280  | 53.2 | 3,459 | 16 | 10  |
| 1990 | Chris Miller     | 388 | 222  | 57.2 | 2,735 | 17 | 14  |
| 1991 | Chris Miller     | 413 | 220  | 53.3 | 3,103 | 26 | 18  |
| 1992 | Chris Miller     | 253 | 152  | 60.1 | 1,739 | 15 | 6   |
| 1993 | Bobby Hebert     | 430 | 263  | 61.2 | 2,978 | 24 | 17  |
| 1994 | Jeff George      | 524 | 322  | 61.5 | 3,734 | 23 | 18  |
| 1995 | Jeff George      | 557 | 336  | 60.3 | 4,143 | 24 | 11  |
| 1996 | Bobby Hebert     | 488 | 294  | 60.2 | 3,152 | 22 | 25  |
| 1997 | Chris Chandler   | 342 | 202  | 59.1 | 2,692 | 20 | 7   |
| 1998 | Chris Chandler   | 327 | 190  | 58.1 | 3,154 | 25 | 12  |
| 1999 | Chris Chandler   | 307 | 174  | 56.7 | 2,339 | 16 | 11  |
| 2000 | Chris Chandler   | 331 | 192  | 58.0 | 2,236 | 10 | 12  |
| 2001 | Chris Chandler   | 365 | 223  | 61.1 | 2,847 | 16 | 14  |
| 2002 | Michael Vick     | 421 | 231  | 54.9 | 2,936 | 16 | 8   |
| 2003 | Doug Johnson     | 243 | 136  | 56.0 | 1,655 | 8  | 12  |
| 2004 | Michael Vick     | 321 | 181  | 56.4 | 2,313 | 14 | 12  |
| 2005 | Michael Vick     | 387 | 214  | 55.3 | 2,412 | 15 | 13  |
| 2006 | Michael Vick     | 388 | 204  | 52.6 | 2,474 | 20 | 13  |
| 2007 | Joey Harrington  | 348 | 215  | 61.8 | 2,215 | 7  | 8   |
| 2008 | Matt Ryan        | 434 | 265  | 61.1 | 3,440 | 16 | 11  |
| 2009 | Matt Ryan        | 451 | 263  | 58.3 | 2,916 | 22 | 14  |
| 2010 | Matt Ryan        | 571 | 357  | 62.5 | 3,705 | 28 | 9   |
| 2011 | Matt Ryan        | 566 | 347  | 61.3 | 4,177 | 29 | 12  |
| 2012 | Matt Ryan        | 615 | 422  | 68.6 | 4,719 | 32 | 14  |
| 2013 | Matt Ryan        | 651 | 439  | 67.4 | 4,515 | 26 | 17  |

## ***YEARLY LEADERS***

### ***PASSING (MINIMUM 100 ATTEMPTS) CONT...***

| <b>YEAR</b> | <b>PLAYER</b> | <b>ATT</b> | <b>COMP</b> | <b>PCT</b> | <b>YDS</b> | <b>TD</b> | <b>INT</b> |
|-------------|---------------|------------|-------------|------------|------------|-----------|------------|
| 2014        | Matt Ryan     | 628        | 415         | 66.1       | 4,694      | 28        | 14         |
| 2015        | Matt Ryan     | 614        | 407         | 66.3       | 4,591      | 21        | 16         |
| 2016        | Matt Ryan     | 534        | 373         | 69.9       | 4,944      | 38        | 7          |

## YEARLY LEADERS

### RUSHING

| YEAR | PLAYER          | NO  | YDS   | AVG | LG  | TD |
|------|-----------------|-----|-------|-----|-----|----|
| 1966 | Junior Coffey   | 199 | 722   | 3.6 | 37  | 4  |
| 1967 | Junior Coffey   | 180 | 722   | 4.0 | 20t | 4  |
| 1968 | Jim Butler      | 94  | 365   | 3.9 | 60t | 2  |
| 1969 | Jim Butler      | 163 | 655   | 4.0 | 39  | 3  |
| 1970 | Jim Butler      | 166 | 636   | 3.8 | 33  | 0  |
| 1971 | Jim Butler      | 186 | 594   | 3.2 | 19  | 2  |
| 1972 | Dave Hampton    | 230 | 995   | 4.3 | 56t | 6  |
| 1973 | Dave Hampton    | 263 | 997   | 3.8 | 25  | 3  |
| 1974 | Dave Hampton    | 127 | 464   | 3.7 | 34  | 2  |
| 1975 | Dave Hampton    | 250 | 1,002 | 4.0 | 22  | 5  |
| 1976 | Bubba Bean      | 124 | 428   | 3.5 | 30  | 2  |
| 1977 | Haskel Stanback | 247 | 873   | 3.4 | 35  | 6  |
| 1978 | Bubba Bean      | 193 | 707   | 3.7 | 25  | 3  |
| 1979 | William Andrews | 239 | 1,023 | 4.3 | 23  | 2  |
| 1980 | William Andrews | 265 | 1,308 | 4.9 | 33  | 4  |
| 1981 | William Andrews | 289 | 1,301 | 4.5 | 29  | 10 |
| 1982 | William Andrews | 139 | 573   | 4.1 | 19t | 5  |
| 1983 | William Andrews | 331 | 1,567 | 4.7 | 27  | 7  |
| 1984 | Gerald Riggs    | 353 | 1,486 | 4.2 | 57  | 13 |
| 1985 | Gerald Riggs    | 297 | 1,719 | 4.3 | 50  | 10 |
| 1986 | Gerald Riggs    | 343 | 1,327 | 3.9 | 31  | 9  |
| 1987 | Gerald Riggs    | 203 | 875   | 4.3 | 44  | 2  |
| 1988 | John Settle     | 232 | 1,024 | 4.4 | 62  | 7  |
| 1989 | John Settle     | 179 | 689   | 3.8 | 20  | 3  |
| 1990 | Mike Rozier     | 153 | 675   | 4.4 | 67  | 4  |
| 1991 | Steve Broussard | 99  | 449   | 4.5 | 36  | 4  |
| 1992 | Steve Broussard | 84  | 363   | 4.3 | 27  | 1  |
| 1993 | Erric Pegram    | 292 | 1,185 | 4.1 | 29  | 3  |
| 1994 | Craig Heyward   | 183 | 779   | 4.3 | 17  | 7  |
| 1995 | Craig Heyward   | 236 | 1,083 | 4.6 | 31  | 6  |
| 1996 | Jamal Anderson  | 232 | 1,055 | 4.5 | 32t | 5  |
| 1997 | Jamal Anderson  | 290 | 1,002 | 3.5 | 39  | 7  |
| 1998 | Jamal Anderson  | 410 | 1,846 | 4.5 | 48  | 14 |
| 1999 | Ken Oxendine    | 141 | 452   | 3.2 | 20  | 1  |
| 2000 | Jamal Anderson  | 282 | 1,024 | 3.6 | 42  | 6  |
| 2001 | Maurice Smith   | 237 | 760   | 3.2 | 58  | 5  |
| 2002 | Warrick Dunn    | 230 | 927   | 4.0 | 59  | 7  |
| 2003 | T.J. Duckett    | 197 | 779   | 4.0 | 55  | 11 |
| 2004 | Warrick Dunn    | 265 | 1,106 | 4.2 | 60  | 9  |
| 2005 | Warrick Dunn    | 280 | 1,416 | 5.1 | 65  | 3  |
| 2006 | Warrick Dunn    | 286 | 1,140 | 4.0 | 90t | 4  |
| 2007 | Warrick Dunn    | 227 | 720   | 3.2 | 38  | 4  |
| 2008 | Michael Turner  | 376 | 1,699 | 4.5 | 70  | 17 |
| 2009 | Michael Turner  | 178 | 871   | 4.9 | 58t | 10 |
| 2010 | Michael Turner  | 334 | 1,371 | 4.1 | 55  | 12 |
| 2011 | Michael Turner  | 301 | 1,340 | 4.5 | 81t | 11 |
| 2012 | Michael Turner  | 222 | 800   | 3.6 | 43  | 10 |
| 2013 | Steven Jackson  | 157 | 543   | 3.5 | 50  | 6  |

## **YEARLY LEADERS**

### **RUSHING CONT...**

| <b>YEAR</b> | <b>PLAYER</b>   | <b>NO</b> | <b>YDS</b> | <b>AVG</b> | <b>LG</b> | <b>TD</b> |
|-------------|-----------------|-----------|------------|------------|-----------|-----------|
| 2014        | Steven Jackson  | 190       | 707        | 3.7        | 55        | 6         |
| 2015        | Devonta Freeman | 265       | 1,056      | 4.0        | 39        | 11        |
| 2016        | Devonta Freeman | 227       | 1,079      | 4.8        | 75        | 11        |

# YEARLY LEADERS

## RECEIVING

| YEAR | PLAYER          | NO  | YDS   | AVG  | LG  | TD |
|------|-----------------|-----|-------|------|-----|----|
| 1966 | Alex Hawkins    | 44  | 661   | 15.0 | 42  | 2  |
| 1967 | Tommy McDonald  | 33  | 436   | 13.2 | 75  | 4  |
| 1968 | Jerry Simmons   | 28  | 479   | 17.1 | 61  | 0  |
| 1969 | Paul Flatley    | 45  | 834   | 18.5 | 71  | 6  |
| 1970 | Jim Mitchell    | 44  | 650   | 14.8 | 51  | 6  |
| 1971 | Art Malone      | 34  | 380   | 11.2 | 46  | 2  |
|      | Ken Burrow      | 33  | 741   | 22.5 | 84  | 6  |
| 1972 | Art Malone      | 50  | 585   | 11.7 | 57  | 2  |
| 1973 | Jim Mitchell    | 32  | 420   | 13.1 | 50  | 0  |
|      | Ken Burrow      | 31  | 567   | 18.3 | 57  | 7  |
| 1974 | Ken Burrow      | 34  | 545   | 16.0 | 48  | 1  |
| 1975 | Alfred Jenkins  | 38  | 767   | 20.2 | 68  | 6  |
| 1976 | Alfred Jenkins  | 41  | 710   | 17.3 | 34  | 6  |
| 1977 | Alfred Jenkins  | 39  | 677   | 17.4 | 73  | 4  |
| 1978 | Wallace Francis | 45  | 695   | 15.4 | 54  | 3  |
|      | Billy Ryckman   | 45  | 679   | 15.1 | 59  | 2  |
| 1979 | Wallace Francis | 74  | 1,013 | 13.7 | 42  | 8  |
| 1980 | Alfred Jenkins  | 57  | 1,025 | 18.0 | 57  | 6  |
| 1981 | William Andrews | 81  | 736   | 9.1  | 70  | 2  |
|      | Alfred Jenkins  | 70  | 1,358 | 19.4 | 67  | 13 |
| 1982 | William Andrews | 42  | 503   | 12.0 | 86t | 2  |
| 1983 | Billy Johnson   | 64  | 709   | 11.1 | 47t | 4  |
|      | Stacey Bailey   | 55  | 881   | 16.0 | 53  | 6  |
| 1984 | Stacey Bailey   | 67  | 1,138 | 17.0 | 61  | 6  |
| 1985 | Billy Johnson   | 62  | 830   | 13.4 | 62t | 5  |
| 1986 | Charlie Brown   | 63  | 918   | 14.6 | 42  | 4  |
| 1987 | Floyd Dixon     | 36  | 600   | 16.7 | 51t | 5  |
| 1988 | John Settle     | 68  | 570   | 8.4  | 27  | 1  |
| 1989 | Shawn Collins   | 58  | 862   | 14.9 | 47  | 3  |
| 1990 | Andre Rison     | 82  | 1,208 | 14.7 | 75t | 10 |
| 1991 | Andre Rison     | 81  | 976   | 12.0 | 39t | 12 |
| 1992 | Andre Rison     | 93  | 1,121 | 12.1 | 71t | 11 |
| 1993 | Andre Rison     | 86  | 1,242 | 14.4 | 53t | 15 |
| 1994 | Terance Mathis  | 111 | 1,342 | 12.1 | 81  | 11 |
| 1995 | Eric Metcalf    | 104 | 1,189 | 11.4 | 62t | 8  |
| 1996 | Bert Emanuel    | 75  | 921   | 12.3 | 53  | 6  |
| 1997 | Bert Emanuel    | 65  | 991   | 15.2 | 56  | 9  |
| 1998 | Tony Martin     | 66  | 1,181 | 17.9 | 62  | 6  |
|      | Terance Mathis  | 64  | 1,136 | 17.8 | 78t | 11 |
| 1999 | Terance Mathis  | 81  | 1,016 | 12.5 | 52  | 6  |
| 2000 | Shawn Jefferson | 60  | 822   | 13.7 | 49  | 2  |
| 2001 | Terance Mathis  | 51  | 564   | 11.1 | 34  | 2  |
| 2002 | Brian Finneran  | 56  | 838   | 15.0 | 47  | 6  |
| 2003 | Peerless Price  | 64  | 838   | 13.1 | 49  | 3  |
| 2004 | Alge Crumpler   | 48  | 774   | 16.1 | 49t | 6  |
| 2005 | Alge Crumpler   | 65  | 877   | 13.5 | 48  | 58 |
| 2006 | Alge Crumpler   | 56  | 780   | 13.9 | 46  | 8  |
| 2007 | Roddy White     | 83  | 1,202 | 14.5 | 69t | 6  |
| 2008 | Roddy White     | 88  | 1,382 | 15.7 | 70t | 7  |
| 2009 | Roddy White     | 85  | 1,153 | 13.6 | 90t | 11 |

## YEARLY LEADERS

### RECEIVING

| YEAR | PLAYER        | NO  | YDS   | AVG  | LG  | TD |
|------|---------------|-----|-------|------|-----|----|
| 2010 | Roddy White   | 115 | 1,389 | 12.1 | 46  | 10 |
| 2011 | Roddy White   | 100 | 1,296 | 13.0 | 43  | 8  |
| 2012 | Tony Gonzalez | 93  | 930   | 10.0 | 25  | 8  |
|      | Roddy White   | 92  | 1,351 | 14.7 | 59  | 7  |
| 2013 | Harry Douglas | 85  | 1,067 | 12.6 | 80  | 2  |
| 2014 | Julio Jones   | 104 | 1,593 | 15.3 | 79  | 6  |
| 2015 | Julio Jones   | 136 | 1,871 | 13.8 | 82t | 8  |
| 2016 | Julio Jones   | 83  | 1,409 | 17.0 | 75  | 6  |



WR JULIO JONES SET FRANCHISE RECORDS FOR RECEPTIONS AND RECEIVING YARDS IN 2015.

## YEARLY LEADERS

### PUNT RETURNS

| YEAR | PLAYER           | NO | YDS | AVG  | LG  | TD |
|------|------------------|----|-----|------|-----|----|
| 1966 | Ron Smith        | 11 | 80  | 7.3  | 23  | 0  |
| 1967 | Ron Smith        | 20 | 92  | 4.6  | 26  | 0  |
| 1968 | Jim Burson       | 11 | 56  | 5.1  | 17  | 0  |
| 1969 | John Mallory     | 13 | 42  | 3.2  | 15  | 0  |
| 1970 | John Mallory     | 17 | 203 | 11.9 | 75t | 1  |
| 1971 | Willie Belton    | 30 | 163 | 5.4  | 32  | 0  |
| 1972 | Willie Belton    | 17 | 110 | 6.5  | 34  | 0  |
| 1973 | Ray Brown        | 40 | 360 | 9.0  | 57  | 0  |
| 1974 | Al Dodd          | 27 | 344 | 12.7 | 57  | 0  |
| 1975 | Mack Herron      | 10 | 94  | 9.4  | 24  | 0  |
| 1976 | Rolland Lawrence | 54 | 376 | 7.0  | 24  | 0  |
| 1977 | Rolland Lawrence | 51 | 352 | 6.9  | 37  | 0  |
| 1978 | Billy Ryckman    | 28 | 227 | 8.1  | 38  | 0  |
| 1979 | Dennis Pearson   | 12 | 115 | 9.6  | 60  | 0  |
| 1980 | Kenny Johnson    | 23 | 281 | 12.2 | 56  | 0  |
| 1981 | Scott Woerner    | 33 | 278 | 8.4  | 38  | 0  |
| 1982 | Billy Johnson    | 24 | 273 | 11.4 | 71  | 0  |
| 1983 | Billy Johnson    | 46 | 489 | 10.6 | 71t | 1  |
| 1984 | Billy Johnson    | 15 | 152 | 10.1 | 37  | 0  |
| 1985 | Anthony Allen    | 21 | 141 | 6.7  | 19  | 0  |
| 1986 | Floyd Dixon      | 26 | 151 | 5.8  | 16  | 0  |
| 1987 | Billy Johnson    | 21 | 168 | 8.0  | 45  | 0  |
| 1988 | Lew Barnes       | 34 | 307 | 9.0  | 68  | 0  |
| 1989 | Deion Sanders    | 28 | 307 | 11.0 | 68t | 1  |
| 1990 | Deion Sanders    | 29 | 250 | 8.6  | 79t | 1  |
| 1991 | Deion Sanders    | 21 | 170 | 8.1  | 23  | 0  |
| 1992 | Tony Smith       | 16 | 155 | 9.7  | 45  | 0  |
| 1993 | Tony Smith       | 32 | 255 | 8.0  | 51  | 0  |
| 1994 | Clarence Verdin  | 23 | 113 | 4.9  | 29  | 0  |
| 1995 | Eric Metcalf     | 39 | 383 | 9.8  | 66t | 1  |
| 1996 | Eric Metcalf     | 27 | 296 | 11.0 | 39  | 0  |
| 1997 | Todd Kinchen     | 52 | 446 | 8.6  | 38  | 0  |
| 1998 | Tim Dwight       | 31 | 263 | 8.5  | 23  | 0  |
| 1999 | Tim Dwight       | 20 | 220 | 11.0 | 70t | 1  |
| 2000 | Tim Dwight       | 33 | 309 | 9.4  | 70t | 1  |
| 2001 | Darrien Gordon   | 31 | 437 | 14.1 | 74  | 0  |
| 2002 | Allen Rossum     | 24 | 288 | 12.0 | 36  | 0  |
| 2003 | Allen Rossum     | 39 | 545 | 14.0 | 72  | 1  |
| 2004 | Allen Rossum     | 37 | 457 | 12.4 | 75t | 1  |
| 2005 | Allen Rossum     | 17 | 145 | 8.5  | 29  | 0  |
| 2006 | Allen Rossum     | 37 | 288 | 7.8  | 41  | 0  |
| 2007 | Adam Jennings    | 30 | 186 | 6.2  | 23  | 0  |
| 2008 | Harry Douglas    | 19 | 226 | 11.9 | 61t | 1  |
| 2009 | Eric Weems       | 27 | 270 | 10.0 | 28  | 0  |
| 2010 | Eric Weems       | 18 | 230 | 12.8 | 55t | 1  |
| 2011 | Eric Weems       | 32 | 315 | 9.8  | 42  | 0  |
| 2012 | Dominique Franks | 21 | 163 | 7.8  | 28  | 0  |
| 2013 | Robert McClain   | 19 | 193 | 10.2 | 25  | 0  |

## ***YEARLY LEADERS***

### ***PUNT RETURNS CONT...***

| <b>YEAR</b> | <b>PLAYER</b> | <b>NO</b> | <b>YDS</b> | <b>AVG</b> | <b>LG</b> | <b>TD</b> |
|-------------|---------------|-----------|------------|------------|-----------|-----------|
| 2014        | Devin Hester  | 18        | 240        | 13.3       | 68        | 1         |
| 2015        | Eric Weems    | 19        | 221        | 11.6       | 41        | 0         |
| 2016        | Eric Weems    | 24        | 273        | 11.4       | 73        | 0         |



## YEARLY LEADERS

### KICKOFF RETURNS

| YEAR | PLAYER           | NO | YDS   | AVG  | LG   | TD |
|------|------------------|----|-------|------|------|----|
| 1966 | Ron Smith        | 43 | 1,013 | 23.6 | 80   | 0  |
| 1967 | Ron Smith        | 39 | 976   | 25.0 | 99t  | 1  |
| 1968 | Jim Butler       | 37 | 799   | 21.6 | 42   | 0  |
| 1969 | Charlie Bryant   | 21 | 407   | 19.4 | 39   | 0  |
| 1970 | Jim Butler       | 14 | 284   | 20.3 | 29   | 0  |
| 1971 | Willie Belton    | 28 | 706   | 25.2 | 58   | 0  |
| 1972 | Dave Hampton     | 25 | 535   | 21.0 | 52   | 0  |
| 1973 | Joe Wash.        | 20 | 432   | 21.6 | 30   | 0  |
| 1974 | Gerald Tinker    | 29 | 704   | 24.3 | 59   | 0  |
| 1975 | Gerald Tinker    | 13 | 307   | 23.6 | 33   | 0  |
| 1976 | Rolland Lawrence | 21 | 521   | 24.8 | 36   | 0  |
| 1977 | Karl Farmer      | 23 | 466   | 20.3 | 30   | 0  |
| 1978 | Dennis Pearson   | 25 | 662   | 26.7 | 100t | 1  |
| 1979 | Dennis Pearson   | 30 | 577   | 19.2 | 29   | 0  |
| 1980 | Reggie Smith     | 25 | 512   | 20.5 | 35   | 0  |
| 1981 | Reggie Smith     | 47 | 1,143 | 24.3 | 52   | 0  |
| 1982 | Reggie Brown     | 24 | 466   | 19.4 | 33   | 0  |
| 1983 | Kenny Johnson    | 11 | 224   | 20.4 | 28   | 0  |
| 1984 | Sylvester Stamps | 19 | 452   | 23.8 | 50   | 0  |
| 1985 | Cliff Austin     | 39 | 838   | 21.5 | 94t  | 1  |
| 1986 | Sylvester Stamps | 24 | 514   | 21.4 | 35   | 0  |
| 1987 | Sylvester Stamps | 24 | 660   | 27.5 | 97t  | 1  |
| 1988 | Evan Cooper      | 16 | 331   | 20.7 | 28   | 0  |
| 1989 | Deion Sanders    | 35 | 725   | 20.7 | 72   | 0  |
| 1990 | Deion Sanders    | 39 | 851   | 21.8 | 50   | 0  |
| 1991 | Deion Sanders    | 26 | 576   | 22.2 | 100t | 1  |
| 1992 | Deion Sanders    | 40 | 1,067 | 26.7 | 99t  | 2  |
| 1993 | Tony Smith       | 38 | 948   | 24.9 | 97t  | 1  |
| 1994 | Clarence Verdin  | 44 | 1,026 | 23.3 | 69   | 0  |
| 1995 | Roell Preston    | 30 | 627   | 20.9 | 44   | 0  |
| 1996 | Eric Metcalf     | 49 | 1,034 | 21.1 | 55   | 0  |
| 1997 | Byron Hanspard   | 40 | 987   | 24.7 | 99t  | 2  |
| 1998 | Tim Dwight       | 36 | 973   | 27.0 | 93t  | 1  |
| 1999 | Tim Dwight       | 44 | 944   | 21.5 | 40   | 0  |
| 2000 | Darrick Vaughn   | 39 | 1,082 | 27.7 | 100t | 3  |
| 2001 | Darrick Vaughn   | 61 | 1,491 | 24.4 | 96t  | 1  |
| 2002 | Allen Rossum     | 53 | 1,164 | 22.0 | 91t  | 1  |
| 2003 | Allen Rossum     | 62 | 1,291 | 20.8 | 52   | 0  |
| 2004 | Allen Rossum     | 58 | 1,250 | 21.6 | 49   | 0  |
| 2005 | Allen Rossum     | 31 | 702   | 22.6 | 47   | 0  |
| 2006 | Allen Rossum     | 46 | 1,082 | 23.5 | 51   | 0  |
| 2007 | Jerious Norwood  | 52 | 1,317 | 25.3 | 76   | 0  |
| 2008 | Jerious Norwood  | 51 | 1,311 | 25.7 | 92   | 0  |
| 2009 | Eric Weems       | 48 | 1,214 | 25.3 | 62   | 0  |
| 2010 | Eric Weems       | 40 | 1,100 | 27.5 | 102t | 1  |
| 2011 | Eric Weems       | 24 | 563   | 23.5 | 37   | 0  |
| 2012 | Jacquizz Rodgers | 23 | 592   | 25.7 | 77   | 0  |
| 2013 | Jacquizz Rodgers | 25 | 575   | 23.0 | 34   | 0  |

## **YEARLY LEADERS**

### **KICKOFF RETURNS CONT...**

| <b>YEAR</b> | <b>PLAYER</b> | <b>NO</b> | <b>YDS</b> | <b>AVG</b> | <b>LG</b> | <b>TD</b> |
|-------------|---------------|-----------|------------|------------|-----------|-----------|
| 2014        | Devin Hester  | 45        | 1,128      | 25.1       | 66        | 0         |
| 2015        | Eric Weems    | 15        | 403        | 26.9       | 50        | 0         |
| 2016        | Eric Weems    | 17        | 391        | 23.0       | 42        | 0         |

## YEARLY LEADERS

### TACKLES

| YEAR | PLAYER                      | TACKLES |
|------|-----------------------------|---------|
| 1966 | Tommy Nobis (173 solo)      | 296     |
| 1967 | Tommy Nobis (41 solo)       | 67      |
| 1968 | Tommy Nobis (39 solo)       | 69      |
| 1969 | Greg Brezina (22 solo)      | 38      |
| 1970 | Tommy Nobis (48 solo)       | 94      |
| 1971 | Don Hansen (43 solo)        | 95      |
| 1972 | Greg Brezina (80 solo)      | 130     |
| 1973 | Greg Brezina (89 solo)      | 135     |
| 1974 | Tommy Nobis (121 solo)      | 183     |
| 1975 | Tommy Nobis (91 solo)       | 115     |
| 1976 | Tommy Nobis (100 solo)      | 134     |
| 1977 | Greg Brezina (67 solo)      | 90      |
| 1978 | Fulton Kuykendall (98 solo) | 284     |
| 1979 | Robert Pennywell (77 solo)  | 109     |
| 1980 | Buddy Curry (80 solo)       | 145     |
| 1981 | Buddy Curry (107 solo)      | 135     |
| 1982 | Buddy Curry (38 solo)       | 61      |
| 1983 | Buddy Curry (127 solo)      | 229     |
| 1984 | Rick Bryan (78 solo)        | 125     |
| 1985 | Buddy Curry (82 solo)       | 137     |
| 1986 | Buddy Curry (84 solo)       | 157     |
| 1987 | John Rade (55 solo)         | 123     |
| 1988 | John Rade (67 solo)         | 137     |
| 1989 | Jessie Tuggle (112 solo)    | 183     |
| 1990 | Jessie Tuggle (99 solo)     | 201     |
| 1991 | Jessie Tuggle (106 solo)    | 207     |
| 1992 | Jessie Tuggle (90 solo)     | 193     |
| 1993 | Jessie Tuggle (120 solo)    | 185     |
| 1994 | Jessie Tuggle (111 solo)    | 195     |
| 1995 | Jessie Tuggle (126 solo)    | 180     |
| 1996 | Jessie Tuggle (108 solo)    | 184     |
| 1997 | Jessie Tuggle (123 solo)    | 123     |
| 1998 | Cornelius Bennett (80 solo) | 121     |
| 1999 | Jessie Tuggle (85 solo)     | 122     |
| 2000 | Marty Carter (86 solo)      | 131     |
| 2001 | Keith Brooking (110 solo)   | 167     |
| 2002 | Keith Brooking (100 solo)   | 212     |
| 2003 | Keith Brooking (130 solo)   | 207     |
| 2004 | Keith Brooking (71 solo)    | 144     |
| 2005 | Keith Brooking (88 solo)    | 148     |
| 2006 | Keith Brooking (88 solo)    | 165     |
| 2007 | Keith Brooking (82 solo)    | 127     |
| 2008 | Keith Brooking (80 solo)    | 133     |
| 2009 | Curtis Lofton (118 solo)    | 160     |
| 2010 | Curtis Lofton (101 solo)    | 142     |
| 2011 | Curtis Lofton (95 solo)     | 159     |
| 2012 | Stephen Nicholas (85 solo)  | 116     |
| 2013 | Paul Worrilow (92 solo)     | 137     |
| 2014 | Paul Worrilow (84 solo)     | 142     |
| 2015 | Paul Worrilow (67 solo)     | 95      |
| 2016 | Deion Jones (75 solo)       | 106     |

### SACKS

| YEAR | PLAYER                    | TACKLES |
|------|---------------------------|---------|
| 1966 | Sam Williams              | 7.5     |
| 1967 | Ralph Heck/Jim Norton     | 4.5     |
| 1968 | Claude Humphrey           | 11.5    |
| 1969 | Claude Humphrey           | 9.5     |
| 1970 | Claude Humphrey/John Zook | 9.0     |
| 1971 | Claude Humphrey           | 12.0    |
| 1972 | John Zook                 | 6.5     |
| 1973 | Claude Humphrey           | 10.0    |
| 1974 | Claude Humphrey           | 12.5    |
| 1975 | John Zook                 | 10.0    |
| 1976 | Claude Humphrey           | 15.0    |
| 1977 | Jeff Mellow               | 10.0    |
|      | Claude Humphrey           | 10.0    |
| 1978 | Greg Brezina              | 9.0     |
| 1979 | Don Smith                 | 9.0     |
| 1980 | Joel Williams             | 16.0    |
| 1981 | Al Richardson             | 10.0    |
| 1982 | Don Smith                 | 3.5     |
| 1983 | Mike Pitts                | 7.0     |
| 1984 | Don Smith                 | 6.5     |
| 1985 | Rick Bryan                | 7.5     |
| 1986 | Rick Bryan                | 7.0     |
| 1987 | Buddy Moore               | 4.0     |
| 1988 | Aundray Bruce             | 6.0     |
| 1989 | Marcus Cotton             | 9.0     |
| 1990 | Tim Green                 | 6.0     |
| 1991 | Tim Green                 | 5.0     |
| 1992 | Darion Conner             | 7.0     |
| 1993 | Pierce Holt               | 6.5     |
| 1994 | Chuck Smith               | 11.0    |
| 1995 | Chris Doleman             | 9.0     |
| 1996 | Clay Matthews             | 6.5     |
| 1997 | Chuck Smith               | 12.0    |
| 1998 | Lester Archambeau         | 10.0    |
| 1999 | Chuck Smith               | 10.0    |
| 2000 | Travis Hall/Brady Smith   | 4.5     |
| 2001 | Patrick Kerney            | 12.0    |
| 2002 | Patrick Kerney            | 10.5    |
| 2003 | Ellis Johnson             | 8.0     |
| 2004 | Patrick Kerney            | 13.0    |
| 2005 | Rod Coleman               | 10.5    |
| 2006 | Rod Coleman               | 6.0     |
| 2007 | John Abraham              | 10.0    |
| 2008 | John Abraham              | 16.5    |
| 2009 | Jonathan Babineaux        | 6.0     |
| 2010 | John Abraham              | 13.0    |
| 2011 | John Abraham              | 9.5     |
| 2012 | John Abraham              | 10.0    |
| 2013 | Osi Umenyiora             | 7.5     |
| 2014 | Kroy Biermann             | 4.5     |
| 2015 | Vic Beasley Jr.           | 4.0     |
| 2016 | Vic Beasley Jr.           | 15.5    |

## YEARLY LEADERS

### ALL PURPOSE YARDS

| YEAR | PLAYER           | RUSH  | REC   | PT RET | KO RET | INT RET | TOTAL |
|------|------------------|-------|-------|--------|--------|---------|-------|
| 1966 | Ron Smith        | 0     | 0     | 80     | 1,013  | 0       | 1,093 |
| 1967 | Ron Smith        | 42    | 227   | 92     | 976    | 0       | 1,337 |
| 1968 | Jim Butler       | 365   | 127   | 0      | 799    | 0       | 1,291 |
| 1969 | Jim Butler       | 655   | 297   | 0      | 405    | 0       | 1,357 |
| 1970 | Jim Butler       | 636   | 151   | 0      | 284    | 0       | 1,071 |
| 1971 | Willie Belton    | 237   | 22    | 163    | 706    | 0       | 1,128 |
| 1972 | Dave Hampton     | 995   | 244   | 0      | 535    | 0       | 1,774 |
| 1973 | Dave Hampton     | 997   | 273   | 0      | 258    | 0       | 1,528 |
| 1974 | Gerald Tinker    | 5     | 12    | 195    | 704    | 0       | 916   |
| 1975 | Dave Hampton     | 1,002 | 195   | 0      | 0      | 0       | 1,197 |
| 1976 | Rolland Lawrence | 0     | 0     | 372    | 521    | 0       | 893   |
| 1977 | Haskel Stanback  | 873   | 261   | 0      | 0      | 0       | 1,134 |
| 1978 | Bubba Bean       | 707   | 209   | 0      | 0      | 0       | 916   |
| 1979 | William Andrews  | 1,023 | 309   | 0      | 0      | 0       | 1,332 |
| 1980 | William Andrews  | 1,308 | 456   | 0      | 0      | 0       | 1,764 |
| 1981 | William Andrews  | 1,301 | 736   | 0      | 0      | 0       | 2,037 |
| 1982 | William Andrews  | 573   | 503   | 0      | 0      | 0       | 1,076 |
| 1983 | William Andrews  | 1,567 | 609   | 0      | 0      | 0       | 2,176 |
| 1984 | Gerald Riggs     | 1,486 | 277   | 0      | 0      | 0       | 1,763 |
| 1985 | Gerald Riggs     | 1,719 | 267   | 0      | 0      | 0       | 1,986 |
| 1986 | Gerald Riggs     | 1,327 | 136   | 0      | 0      | 0       | 1,463 |
| 1987 | Gerald Riggs     | 875   | 199   | 0      | 0      | 0       | 1,074 |
| 1988 | John Settle      | 1,024 | 570   | 0      | 0      | 0       | 1,594 |
| 1989 | Deion Sanders    | 0     | 8     | 307    | 725    | 52      | 1,076 |
| 1990 | Deion Sanders    | 0     | 0     | 250    | 851    | 153     | 1,254 |
| 1991 | Michael Haynes   | 0     | 1,122 | 0      | 0      | 0       | 1,122 |
| 1992 | Deion Sanders    | 4     | 45    | 41     | 1,067  | 0       | 1,149 |
| 1993 | Erric Pegram     | 1,185 | 302   | 0      | 63     | 0       | 1,550 |
| 1994 | Terance Mathis   | 0     | 1,342 | 0      | 0      | 0       | 1,342 |
| 1995 | Eric Metcalf     | 133   | 1,189 | 383    | 278    | 0       | 1,983 |
| 1996 | Eric Metcalf     | 8     | 599   | 296    | 1,034  | 0       | 1,937 |
| 1997 | Byron Hanspard   | 335   | 53    | 0      | 987    | 0       | 1,375 |
| 1998 | Jamal Anderson   | 1,846 | 319   | 0      | 0      | 0       | 2,165 |
| 1999 | Tim Dwight       | 28    | 669   | 220    | 944    | 0       | 1,861 |
| 2000 | Jamal Anderson   | 1,024 | 382   | 0      | 0      | 0       | 1,406 |
| 2001 | Darrick Vaughn   | 0     | 0     | 0      | 1,491  | 0       | 1,491 |
| 2002 | Allen Rossum     | 0     | 0     | 288    | 1,164  | 0       | 1,452 |
| 2003 | Allen Rossum     | 0     | 0     | 545    | 1,291  | 0       | 1,836 |
| 2004 | Allen Rossum     | 0     | 0     | 457    | 1,250  | 0       | 1,707 |
| 2005 | Warrick Dunn     | 1,416 | 220   | 0      | 0      | 0       | 1,636 |
| 2006 | Warrick Dunn     | 1,140 | 170   | 0      | 0      | 0       | 1,310 |
| 2007 | Jerious Norwood  | 613   | 277   | 0      | 1,317  | 0       | 2,207 |
| 2008 | Jerious Norwood  | 489   | 338   | 0      | 1,311  | 0       | 2,138 |
| 2009 | Eric Weems       | 53    | 50    | 270    | 1,214  | 0       | 1,587 |
| 2010 | Michael Turner   | 1,371 | 85    | 0      | 0      | 0       | 1,456 |
| 2011 | Michael Turner   | 1,340 | 168   | 0      | 0      | 0       | 1,508 |
| 2012 | Jacquizz Rodgers | 362   | 402   | 0      | 592    | 0       | 1,356 |
| 2013 | Jacquizz Rodgers | 332   | 341   |        | 575    | 0       | 1,248 |
| 2014 | Devin Hester     | 36    | 504   | 240    | 1,128  | 0       | 1,908 |

## YEARLY LEADERS

### ALL PURPOSE YARDS

| YEAR | PLAYER          | RUSH  | REC   | PT RET | KO RET | INT RET | TOTAL |
|------|-----------------|-------|-------|--------|--------|---------|-------|
| 2015 | Julio Jones     | 0     | 1,871 | 0      | 0      | 0       | 1,871 |
| 2016 | Devonta Freeman | 1,079 | 462   | 0      | 0      | 0       | 1,541 |

# OFFENSIVE & DEFENSIVE RANKINGS

## OFFENSE

### BY YARDS 1970-2013 (NFL RANK)

| YEAR | TOTAL      | RUSH       | PASS       |
|------|------------|------------|------------|
| 2016 | 415.8 (2)  | 120.5 (5)  | 295.3 (3)  |
| 2015 | 374.1 (7)  | 100.4 (19) | 273.7 (6)  |
| 2014 | 378.2 (8)  | 93.6 (24)  | 284.6 (5)  |
| 2013 | 343.1 (14) | 77.9 (32)  | 265.2 (7)  |
| 2012 | 369.1 (8)  | 87.3 (29)  | 281.8 (6)  |
| 2011 | 376.6 (10) | 114.6 (17) | 262.0 (8)  |
| 2010 | 341.1 (16) | 118.2 (12) | 222.9 (15) |
| 2009 | 340.4 (16) | 117.3 (15) | 223.2 (14) |
| 2008 | 361.2 (6)  | 152.7 (2)  | 208.5 (14) |
| 2007 | 301.0 (23) | 95.0 (26)  | 206.0 (18) |
| 2006 | 331.9 (12) | 183.7 (1)  | 148.2 (32) |
| 2005 | 326.6 (12) | 159.1 (1)  | 167.4 (27) |
| 2004 | 317.8 (20) | 167.0 (1)  | 150.8 (30) |
| 2003 | 272.3 (29) | 121.8 (14) | 150.5 (31) |
| 2002 | 345.9 (14) | 148.0 (4)  | 197.9 (23) |
| 2001 | 316.9 (15) | 110.8 (16) | 206.1 (17) |
| 2000 | 249.6 (30) | 75.9 (28)  | 173.8 (24) |
| 1999 | 283.9 (27) | 74.8 (30)  | 209.1 (17) |
| 1998 | 342.9 (7)  | 131.3 (6)  | 211.6 (11) |
| 1997 | 294.8 (23) | 102.7 (19) | 192.1 (22) |
| 1996 | 319.8 (17) | 91.3 (27)  | 228.4 (9)  |
| 1995 | 348.7 (10) | 87.1 (27)  | 261.6 (6)  |
| 1994 | 335.1 (7)  | 78.1 (28)  | 257.0 (5)  |
| 1993 | 319.4 (11) | 99.4 (23)  | 220.0 (6)  |
| 1992 | 306.4 (10) | 79.4 (27)  | 227.1 (4)  |
| 1991 | 319.6 (8)  | 104.0 (16) | 215.6 (6)  |
| 1990 | 315.9 (10) | 99.6 (21)  | 216.3 (6)  |
| 1989 | 291.8 (24) | 72.2 (28)  | 219.6 (9)  |
| 1988 | 286.4 (25) | 126.0 (14) | 160.4 (25) |
| 1987 | 271.1 (28) | 86.5 (28)  | 184.5 (22) |
| 1986 | 319.1 (17) | 157.8 (3)  | 161.4 (25) |
| 1985 | 310.0 (20) | 154.1 (3)  | 155.9 (27) |
| 1984 | 315.3 (19) | 124.6 (15) | 190.6 (20) |
| 1983 | 351.8 (8)  | 139.0 (11) | 212.8 (11) |
| 1982 | 329.2 (9)  | 131.2 (9)  | 198.0 (18) |
| 1981 | 354.0 (7)  | 122.8 (18) | 231.2 (5)  |
| 1980 | 353.1 (3)  | 150.3 (5)  | 202.8 (9)  |
| 1979 | 308.1 (17) | 137.5 (16) | 170.6 (15) |
| 1978 | 253.9 (26) | 103.8 (27) | 150.1 (16) |
| 1977 | 231.9 (25) | 135.0 (17) | 96.9 (27)  |
| 1976 | 221.6 (27) | 120.6 (25) | 101.0 (28) |
| 1975 | 275.8 (20) | 128.1 (19) | 147.6 (19) |
| 1974 | 200.0 (26) | 106.6 (21) | 93.4 (26)  |
| 1973 | 288.4 (15) | 145.5 (10) | 142.9 (12) |
| 1972 | 286.5 (16) | 149.4 (9)  | 137.1 (20) |
| 1971 | 282.8 (15) | 121.6 (16) | 161.1 (11) |
| 1970 | 245.1 (23) | 114.3 (15) | 130.8 (23) |

## DEFENSE

### BY YARDS 1970-2013 (NFL RANK)

| YEAR | TOTAL      | RUSH       | PASS       |
|------|------------|------------|------------|
| 2016 | 371.2 (25) | 104.5 (17) | 266.7 (28) |
| 2015 | 347.6 (16) | 105.0 (14) | 242.6 (18) |
| 2014 | 378.2 (8)  | 93.6 (24)  | 284.6 (5)  |
| 2013 | 343.1 (14) | 77.9 (32)  | 265.2 (7)  |
| 2012 | 369.1 (8)  | 87.3 (29)  | 281.8 (6)  |
| 2011 | 376.6 (10) | 114.6 (17) | 262.0 (8)  |
| 2010 | 341.1 (16) | 118.2 (12) | 222.9 (15) |
| 2009 | 340.4 (16) | 117.3 (15) | 223.2 (14) |
| 2008 | 361.2 (6)  | 152.7 (2)  | 208.5 (14) |
| 2007 | 301.0 (23) | 95.0 (26)  | 206.0 (18) |
| 2006 | 331.9 (12) | 183.7 (1)  | 148.2 (32) |
| 2005 | 326.6 (12) | 159.1 (1)  | 167.4 (27) |
| 2004 | 317.8 (20) | 167.0 (1)  | 150.8 (30) |
| 2003 | 272.3 (29) | 121.8 (14) | 150.5 (31) |
| 2002 | 345.9 (14) | 148.0 (4)  | 197.9 (23) |
| 2001 | 316.9 (15) | 110.8 (16) | 206.1 (17) |
| 2000 | 249.6 (30) | 75.9 (28)  | 173.8 (24) |
| 1999 | 283.9 (27) | 74.8 (30)  | 209.1 (17) |
| 1998 | 342.9 (7)  | 131.3 (6)  | 211.6 (11) |
| 1997 | 294.8 (23) | 102.7 (19) | 192.1 (22) |
| 1996 | 319.8 (17) | 91.3 (27)  | 228.4 (9)  |
| 1995 | 348.7 (10) | 87.1 (27)  | 261.6 (6)  |
| 1994 | 335.1 (7)  | 78.1 (28)  | 257.0 (5)  |
| 1993 | 319.4 (11) | 99.4 (23)  | 220.0 (6)  |
| 1992 | 306.4 (10) | 79.4 (27)  | 227.1 (4)  |
| 1991 | 319.6 (8)  | 104.0 (16) | 215.6 (6)  |
| 1990 | 315.9 (10) | 99.6 (21)  | 216.3 (6)  |
| 1989 | 291.8 (24) | 72.2 (28)  | 219.6 (9)  |
| 1988 | 286.4 (25) | 126.0 (14) | 160.4 (25) |
| 1987 | 271.1 (28) | 86.5 (28)  | 184.5 (22) |
| 1986 | 319.1 (17) | 157.8 (3)  | 161.4 (25) |
| 1985 | 310.0 (20) | 154.1 (3)  | 155.9 (27) |
| 1984 | 315.3 (19) | 124.6 (15) | 190.6 (20) |
| 1983 | 351.8 (8)  | 139.0 (11) | 212.8 (11) |
| 1982 | 329.2 (9)  | 131.2 (9)  | 198.0 (18) |
| 1981 | 354.0 (7)  | 122.8 (18) | 231.2 (5)  |
| 1980 | 353.1 (3)  | 150.3 (5)  | 202.8 (9)  |
| 1979 | 308.1 (17) | 137.5 (16) | 170.6 (15) |
| 1978 | 253.9 (26) | 103.8 (27) | 150.1 (16) |
| 1977 | 231.9 (25) | 135.0 (17) | 96.9 (27)  |
| 1976 | 221.6 (27) | 120.6 (25) | 101.0 (28) |
| 1975 | 275.8 (20) | 128.1 (19) | 147.6 (19) |
| 1974 | 200.0 (26) | 106.6 (21) | 93.4 (26)  |
| 1973 | 288.4 (15) | 145.5 (10) | 142.9 (12) |
| 1972 | 286.5 (16) | 149.4 (9)  | 137.1 (20) |
| 1971 | 282.8 (15) | 121.6 (16) | 161.1 (11) |
| 1970 | 245.1 (23) | 114.3 (15) | 130.8 (23) |

# ALL-TIME STARTING QUARTERBACKS

## YEAR-BY-YEAR RESULTS

| YEAR | QUARTERBACK      | RECORD | YEAR               | QUARTERBACK     | RECORD |
|------|------------------|--------|--------------------|-----------------|--------|
| 1966 | Randy Johnson    | 3-8    | 1991               | Scott Campbell  | 0-2    |
|      | Dennis Claridge  | 0-3    |                    | Hugh Millen     | 2-0    |
| 1967 | Randy Johnson    | 1-10-1 | Chris Miller       | 9-5             |        |
|      | Steve Sloan      | 0-1    | Billy Joe Tolliver | 1-1             |        |
| 1968 | Terry Nofsinger  | 0-1    | 1992               | Chris Miller    | 3-5    |
|      | Randy Johnson    | 1-6    | Billy Joe Tolliver | 2-3             |        |
| 1969 | Bob Berry        | 1-6    | Wade Wilson        | 1-2             |        |
|      | Bob Berry        | 4-3    | 1993               | Bobby Hebert    | 5-9    |
| 1970 | Randy Johnson    | 2-3    | Chris Miller       | 0-1             |        |
|      | Bruce Lemmerman  | 0-2    | Billy Joe Tolliver | 1-0             |        |
|      | Bob Berry        | 3-7-2  | 1994               | Jeff George     | 7-9    |
| 1971 | Randy Johnson    | 1-1    | 1995               | Jeff George     | 9-7    |
|      | Bob Berry        | 4-6-1  | 1996               | Bobby Hebert    | 3-10   |
| 1972 | Dick Shiner      | 3-0    | Jeff George        | 0-3             |        |
|      | Bob Berry        | 7-7    | 1997               | Chris Chandler  | 7-7    |
| 1973 | Bob Lee          | 8-2    | Billy Joe Tolliver | 0-1             |        |
|      | Dick Shiner      | 1-3    | Tony Graziani      | 0-1             |        |
| 1974 | Bob Lee          | 2-6    | 1998               | Chris Chandler  | 13-1   |
|      | Pat Sullivan     | 0-4    | Steve DeBerg       | 0-1             |        |
|      | Kim McQuilken    | 1-1    | Tony Graziani      | 1-0             |        |
| 1975 | Steve Bartkowski | 4-7    | 1999               | Chris Chandler  | 4-8    |
|      | Kim McQuilken    | 0-2    | Tony Graziani      | 1-2             |        |
|      | Pat Sullivan     | 0-1    | Danny Kanell       | 0-1             |        |
| 1976 | Steve Bartkowski | 1-4    | 2000               | Chris Chandler  | 4-9    |
|      | Kim McQuilken    | 1-2    | Doug Johnson       | 0-2             |        |
|      | Scott Hunter     | 2-4    | Danny Kanell       | 0-1             |        |
| 1977 | Scott Hunter     | 4-3    | 2001               | Chris Chandler  | 6-8    |
|      | Steve Bartkowski | 3-4    | Michael Vick       | 1-1             |        |
| 1978 | Steve Bartkowski | 8-5    | 2002               | Michael Vick    | 8-6-1  |
|      | June Jones       | 1-2    | Doug Johnson       | 1-0             |        |
| 1979 | Steve Bartkowski | 6-8    | 2003               | Doug Johnson    | 1-7    |
|      | June Jones       | 0-2    | Kurt Kittner       | 1-3             |        |
| 1980 | Steve Bartkowski | 12-4   | Michael Vick       | 3-1             |        |
| 1981 | Steve Bartkowski | 7-9    | 2004               | Michael Vick    | 10-5   |
| 1982 | Steve Bartkowski | 5-4    | Matt Schaub        | 0-1             |        |
| 1983 | Steve Bartkowski | 6-8    | 2005               | Michael Vick    | 8-7    |
|      | Mike Moroski     | 1-1    | Matt Schaub        | 0-1             |        |
| 1984 | Steve Bartkowski | 3-8    | 2006               | Michael Vick    | 7-9    |
|      | Mike Moroski     | 1-4    | 2007               | Joey Harrington | 3-7    |
| 1985 | Steve Bartkowski | 0-5    | Chris Redman       | 1-3             |        |
|      | Dave Archer      | 4-7    | Byron Leftwich     | 0-2             |        |
| 1986 | Dave Archer      | 5-4-1  | 2008               | Matt Ryan       | 11-5   |
|      | Turk Schonert    | 2-3    | 2009               | Matt Ryan       | 9-5    |
| 1987 | Dave Archer      | 0-1    | Chris Redman       | 0-2             |        |
|      | Scott Campbell   | 2-7    | Matt Ryan          | 13-3            |        |
|      | Erik Kramer      | 1-2    | 2010               | Matt Ryan       | 10-6   |
|      | Chris Miller     | 0-2    | 2011               | Matt Ryan       | 13-3   |
| 1988 | Chris Miller     | 5-8    | 2012               | Matt Ryan       | 4-12   |
|      | Steve Dils       | 0-3    | 2013               | Matt Ryan       | 6-10   |
| 1989 | Chris Miller     | 3-12   | 2014               | Matt Ryan       | 8-8    |
|      | Hugh Millen      | 0-1    | 2015               | Matt Ryan       | 11-5   |
| 1990 | Chris Miller     | 3-9    | 2016               | Matt Ryan       |        |

# PRESEASON RESULTS

## 1966 (1-4)

Philadelphia at Atlanta (20,072) . . . . . 7-9  
Atlanta at St. Louis (34,303) . . . . . 10-20  
NY Giants at Atlanta (Nashville - 20,945) . . . 7-14  
Cleveland at Atlanta (48,548) . . . . . 3-42  
San Francisco vs. Atlanta (Columbia - 21,780) . . 24-17

## 1967 (2-2-1)

Atlanta at NY Giants (Ithaca - 20,000) . . . . 10-10  
Atlanta at Miami (50,822) . . . . . 27-17  
Cleveland at Atlanta (52,240) . . . . . 34-31  
Atlanta vs. Minnesota (Cleveland - 84,236) . 3-16  
Atlanta at New Orleans (67,486) . . . . . 14-27

## 1968 (1-4)

Atlanta vs. Washington (Tampa - 42,180) . . 14-16  
Atlanta vs. NY Giants (Nashville - 14,555) . . 13-17  
Atlanta vs. NY Jets (Birmingham - 27,406) . 12-27  
NO at Atlanta (49,832) . . . . . 16-10  
Atlanta at Miami (36,122) . . . . . 13-19

## 1969 (2-4)

Philadelphia vs. Atlanta (Portland - 21,625) . . 13-7  
Atlanta at Boston (24,084) . . . . . 34-16  
Washington at Atlanta (56,990) . . . . . 7-24  
Atlanta at New Orleans (69,898) . . . . . 17-21  
Atlanta at Kansas City (37,273) . . . . . 10-14  
Atlanta vs. G.B. (Canton - 17,411) . . . . . 24-38

## 1970 (4-1)

NY Jets vs. Atlanta (Winston-Salem - 19,700) . . 33-7  
Atlanta at Washington (35,186) . . . . . 13-21  
Kansas City at Atlanta (56,990) . . . . . 22-17  
Atlanta at Buffalo (30,869) . . . . . 10-7  
Atlanta at Miami (50,259) . . . . . 20-17

## 1971 (3-2)

Atlanta at Kansas City (37,403) . . . . . 10-12  
Denver vs. Atlanta (Memphis - 22,474) . . . 27-10  
Buffalo at Atlanta (53,090) . . . . . 35-24  
Atlanta at New England (48,631) . . . . . 45-35  
Atlanta at San Diego (32,555) . . . . . 14-21

## 1972 (1-4)

Atlanta at San Diego (41,404) . . . . . 7-30  
Pittsburgh at Atlanta (53,288) . . . . . 17-31  
Atlanta at Miami (75,372) . . . . . 10-24  
New York Jets at Atlanta (37,806) . . . . . 3-9  
Atlanta at Cincinnati (55,804) . . . . . 44-14

## 1973 (2-3)

Atlanta vs. Baltimore (57,122) . . . . . 10-34  
Atlanta vs. New England (56,238) . . . . . 10-27  
Atlanta vs. Cleveland (Knoxville - 40,831) . . 20-17  
Atlanta vs. Cincinnati (55,863) . . . . . 31-20  
Atlanta at Pittsburgh (50,350) . . . . . 0-19

## 1974 (4-2)

Atlanta at Philadelphia (15,379) . . . . . 23-7  
Atlanta at Oakland (Berkeley - 34,319) . . . . 16-28  
Atlanta vs. Cincinnati (Grant Field 44,127) . . 13-7  
Atlanta at Houston (27,116) . . . . . 10-6  
Atlanta vs. Baltimore (50,085) . . . . . 7-23  
Atlanta at Denver (43,253) . . . . . 20-14

## 1975 (3-3)

Atlanta at Washington (18,444) . . . . . 16-14  
Atlanta vs. Baltimore (Lincoln, Neb - 43,097) 3-10  
Atlanta vs. Oakland (39,878) . . . . . 22-7  
Atlanta vs. N.Y. Jets (34,387) . . . . . 16-13  
Atlanta vs. Buffalo (Tampa, Fla. - 41,212) . . 14-16  
Atlanta vs. Philadelphia (28,675) . . . . . 14-17

## 1976 (2-4)

Atlanta vs. Washington (38,808) . . . . . 10-17  
Atlanta vs. Cleveland (Stillwater, Okla - 24,227) 7-31  
Atlanta at Tampa Bay (Jacksonville, Fla. - 11,342) 3-17  
Atlanta vs. New England (23,495) . . . . . 17-28  
Atlanta vs. Baltimore (24,986) . . . . . 21-7  
Atlanta at Green Bay (Milw - 54,989) . . . . . 26-7

## 1977 (3-3)

Atlanta at St. Louis (24,667) . . . . . 3-0  
Atlanta vs. N.Y. Jets (28,954) . . . . . 2-17  
Atlanta vs. Denver (21,239) . . . . . 2-10  
Atlanta vs. Tampa Bay (Orlando - 31,123) . . . 30-21  
Atlanta at Kansas City (22,748) . . . . . 24-16  
Atlanta at New England (41,346) . . . . . 10-29

## 1978 (2-2)

Atlanta at NY Jets (31,480) . . . . . 20-17  
Atlanta at Pittsburgh (46,444) . . . . . 7-13  
Atlanta vs. Philadelphia (51,306) . . . . . 7-24  
Atlanta at Washington (29,487) . . . . . 10-7

## 1979 (0-4)

Atlanta vs. New England (53,228) . . . . . 14-37  
Atlanta at St. Louis (39,705) . . . . . 17-42  
Atlanta vs. Washington (52,478) . . . . . 6-16  
Atlanta at Green Bay (55,416) . . . . . 35-45

## 1980 (1-3)

Atlanta at Seattle (59,555) . . . . . 10-14  
Atlanta vs. Pittsburgh (55,695) . . . . . 14-17  
Atlanta at San Diego (47,184) . . . . . 9-17  
Atlanta vs. Baltimore (42,983) . . . . . 51-35

## 1981 (2-3)

Atlanta vs. Cleveland (Canton, Ohio - 23,921) . . 10-24  
Atlanta at Oakland (42,697) . . . . . 16-17  
Atlanta vs. NY Jets (51,163) . . . . . 21-20  
Atlanta at Minnesota (42,908) . . . . . 19-20  
Atlanta vs. Tampa Bay (53,688) . . . . . 27-7



# PRESEASON RESULTS

## 1982 (2-2)

Atlanta vs. Minnesota (49,831) . . . . . 20-17  
Atlanta at Baltimore (Phoenix - 56,748) . . . . . 3-34  
Atlanta vs. Philadelphia (51,175) . . . . . 24-21  
Atlanta at Tampa Bay (62,933) . . . . . 0-34

## 1983 (2-2)

Atlanta vs. Washington (46,052) . . . . . 13-10  
Atlanta at Denver (73,199) . . . . . 10-21  
Atlanta at Tampa Bay (57,237) . . . . . 6-17  
Atlanta vs. Baltimore (37,420) . . . . . 10-7

## 1984 (1-3)

Atlanta at Minnesota (51,693) . . . . . 6-37  
Atlanta at New Orleans (58,502) . . . . . 21-31  
Atlanta vs. Tampa Bay (29,610) . . . . . 52-21  
Atlanta vs. Denver (30,988) . . . . . 13-24

## 1985 (2-2)

Atlanta vs. Washington (30,574) . . . . . 14-17  
Atlanta at Tampa Bay (34,040) . . . . . 23-17  
Atlanta at Green Bay (Milw - 49,703) . . . . . 24-28  
Atlanta vs. Miami (32,768) . . . . . 19-17

## 1986 (2-2)

Atlanta vs. NY Giants (25,445) . . . . . 31-24  
Atlanta at Tampa Bay (28,797) . . . . . 20-17  
Atlanta vs. Cleveland (33,637) . . . . . 21-27  
Atlanta at Washington (52,619) . . . . . 21-29

## 1987 (1-3)

Atlanta vs. Buffalo (31,166) . . . . . 19-14  
Atlanta at Kansas City (39,164) . . . . . 10-13  
Atlanta vs. Cleveland (35,960) . . . . . 3-23  
Atlanta vs. New England (Jacksonville - 59,129) 13-14

## 1988 (2-2)

Atlanta at New England (32,949) . . . . . 34-30  
Atlanta vs. Kansas City (23,369) . . . . . 13-27  
Atlanta vs. Tampa Bay (18,141) . . . . . 19-14  
Atlanta at Washington (Birmingham - 51,400) 17-34

## 1989 (1-3)

Atlanta at Philadelphia (40,145) . . . . . 17-23  
Atlanta at Tampa Bay (28,330) . . . . . 0-27  
Atlanta vs. New England (21,118) . . . . . 7-23  
Atlanta at Buffalo (Jacksonville- 41,813) . . . 36-17

## 1990 (4-0)

Atlanta at Washington (Chapel Hill, N.C. - 52,036) 31-27  
Atlanta vs. Cincinnati (43,472) . . . . . 34-17  
Atlanta at Green Bay (Milwaukee 51,069) . . 17-14  
Atlanta at New England (24,106) . . . . . 45-14

## 1991 (2-2)

Atlanta vs. L.A. Rams (Jacksonville 66,531) 38-17  
Atlanta at Houston (52,140) . . . . . 36-7  
Atlanta vs. Tampa Bay (41,983) . . . . . 7-12  
Atlanta at Dallas (53,689) OT . . . . . 17-20

## 1992 (1-3)

Atlanta at Cleveland (59,566) . . . . . 0-7  
Atlanta at Tampa Bay (37,000) . . . . . 28-40  
Atlanta vs. Philadelphia (66,834) . . . . . 20-10  
Atlanta vs. Buffalo (62,565) . . . . . 21-27

## 1993 (1-3)

Atlanta vs. Miami (51,798) . . . . . 27-28  
Atlanta vs. Tampa Bay (49,108) . . . . . 20-10  
Atlanta at Philadelphia (54,425) . . . . . 20-37  
Atlanta at Buffalo (51,232) . . . . . 16-17

## 1994 (3-2)

Atlanta at S.D (23,185) (HOF Game, Canton, Ohio). 21-17  
Atlanta at Denver (72,231) . . . . . 16-37  
Atlanta vs. Buffalo (46,595) . . . . . 27-7  
Atlanta at Cleveland (51,602) . . . . . 7-28  
Atlanta vs. Philadelphia (40,780) . . . . . 20-12

## 1995 (2-2)

Atlanta at Philadelphia (43,678) . . . . . 17-25  
Atlanta vs. Miami (42,579) . . . . . 37-0  
Atlanta vs. Cleveland (41,813) . . . . . 19-10  
Atlanta at Buffalo (41,765) . . . . . 14-20

## 1996 (2-2)

Atlanta at Seattle (30,284) . . . . . 17-19  
Atlanta at Tampa Bay (32,855) . . . . . 0-16  
Atlanta vs. Oakland (30,553) . . . . . 27-6  
Atlanta vs. Arizona (29,306) . . . . . 31-30

## 1997 (1-3)

Atlanta at Detroit (40,425) . . . . . 17-20  
Atlanta vs. Tampa Bay (34,219) . . . . . 17-12  
Atlanta vs. Washington (37,984) . . . . . 31-35  
Atlanta at Jacksonville (67,743) . . . . . 17-26

## 1998 (2-2)

Atlanta vs. Detroit (47,653) . . . . . 35-31  
Atlanta vs. Baltimore (44,843) . . . . . 6-19  
Atlanta at Tennessee (65,729) . . . . . 3-17  
Atlanta at Cincinnati (39,651) . . . . . 28-16

## 1999 (2-2)

Atlanta vs. Detroit (47,653) . . . . . 35-31  
Atlanta vs. Baltimore (44,843) . . . . . 6-19  
Atlanta at Tennessee (65,729) . . . . . 3-17  
Atlanta at Cincinnati (39,651) . . . . . 28-16

# PRESEASON RESULTS

## 2000 (4-1)

Atlanta at Indianapolis (47,985) . . . . . 20-13  
Atlanta at Dallas (42,178) (American Bowl, Tokyo Japan) . . . . . 20-9  
Atlanta vs. Cincinnati (38,346) . . . . . 31-16  
Atlanta vs. San Diego (38,384) . . . . . 14-28  
Atlanta at Jacksonville (55,946) . . . . . 31-20

## 2001 (3-1)

Atlanta vs. Pittsburgh (44,275) . . . . . 16-17  
Atlanta at NY Jets (76,658) . . . . . 20-10  
Atlanta at Washington (67,211) . . . . . 27-6  
Atlanta vs. Tampa Bay (44,162) . . . . . 36-7

## 2002 (4-0)

Atlanta vs. Jacksonville (43,264) . . . . . 23-13  
Atlanta vs. NY Giants (67,204) . . . . . 36-24  
Atlanta at Dallas (62,942) . . . . . 21-19  
Atlanta at Cincinnati (40,530) . . . . . 27-14

## 2003 (0-4)

Atlanta vs. Green Bay (68,818) . . . . . 21-27  
Atlanta vs. Baltimore (68,237) . . . . . 10-13  
Atlanta at Miami (59,093) . . . . . 21-30  
Atlanta at Cleveland (69,618) . . . . . 9-20

## 2004 (2-2)

Atlanta at Baltimore (69,299) . . . . . 0-24  
Atlanta vs. Minnesota (70,623) . . . . . 27-24  
Atlanta vs. Cincinnati (70,331) . . . . . 37-10  
Atlanta at Washington (72,892) . . . . . 0-27

## 2005 (4-1)

Atlanta at Indianapolis (Tokyo, Japan, 45,203) . . . . . 27-21  
Atlanta vs. Baltimore (67,123) . . . . . 16-3  
Atlanta vs. Tennessee (69,327) . . . . . 21-24  
Atlanta at Jacksonville (60,596) . . . . . 23-7  
Atlanta at Miami (71,616) . . . . . 20-17

## 2006 (2-2)

Atlanta vs. New England (69,283) . . . . . 26-23  
Atlanta at Green Bay (69,845) . . . . . 10-38  
Atlanta at Tennessee (69,143) . . . . . 20-6  
Atlanta vs. Jacksonville (70,616) . . . . . 17-20

## 2007 (3-1)

Atlanta at NY Jets (75,767) . . . . . 16-31  
Atlanta at Buffalo (50,577) . . . . . 13-10  
Atlanta vs. Cincinnati (65,525) . . . . . 24-19  
Atlanta vs. Baltimore (71,377) . . . . . 13-10

## 2008 (2-2)

Atlanta at Jacksonville (63,194) . . . . . 17-20  
Atlanta vs. Indianapolis (59,693) . . . . . 9-16  
Atlanta vs. Tennessee (47,318) . . . . . 17-3  
Atlanta at Baltimore (70,149) . . . . . 10-9

## 2009 (2-2)

Atlanta at Detroit (34,785) . . . . . 26-27  
Atlanta at St. Louis (46,958) . . . . . 20-13  
Atlanta vs. San Diego (66,718) . . . . . 27-24  
Atlanta vs. Baltimore (66,610) . . . . . 3-20

## 2010 (2-2)

Atlanta vs. Kansas City (65,726) . . . . . 20-10  
Atlanta vs. New England (66,783) . . . . . 10-28  
Atlanta at Miami (59,144) . . . . . 16-6  
Atlanta at Jacksonville (61,802) . . . . . 9-13

## 2011 (0-4)

Atlanta vs. Miami (67,038) . . . . . 23-28  
Atlanta at Jacksonville (60,815) . . . . . 13-15  
Atlanta at Pittsburgh (56,754) . . . . . 16-34  
Atlanta vs. Baltimore (67,216) . . . . . 7-21

## 2012 (1-3)

Atlanta vs. Baltimore (68,449) . . . . . 17-31  
Atlanta vs. Cincinnati (68,541) . . . . . 19-24  
Atlanta at Miami (41,550) . . . . . 23-6  
Atlanta at Jacksonville (62,362) . . . . . 14-24

## 2013 (0-4)

Atlanta vs. Cincinnati (69,076) . . . . . 10-34  
Atlanta at Baltimore (70,527) . . . . . 23-27  
Atlanta at Tennessee (69,143) . . . . . 16-27  
Atlanta vs. Jacksonville (69,555) . . . . . 16-20

## 2014 (2-2)

Atlanta vs. Miami (68,540) . . . . . 16-10  
Atlanta at Houston (71,644) . . . . . 7-32  
Atlanta vs Tennessee (68,957) . . . . . 17-24  
Atlanta at Jacksonville (59,031) . . . . . 24-14

## 2015 (2-2)

Atlanta vs. Tennessee (67,326) . . . . . 31-24  
Atlanta at NY Jets (78,160) . . . . . 22-30  
Atlanta at Miami (60,661) . . . . . 9-13  
Atlanta vs. Baltimore (67,393) . . . . . 20-19

## 2016 (3-1)

Atlanta vs. Washington (65,340) . . . . . 23-17  
Atlanta at Cleveland (58,327) . . . . . 24-13  
Atlanta at Miami (Orlando) (45,974) . . . . . 6-17  
Atlanta vs. Jacksonville (67,385) . . . . . 17-15

## 2017 (0-4)

Atlanta at Miami (64,271) . . . . . 23-20  
Atlanta at Pittsburgh (48,809) . . . . . 17-13  
Atlanta vs. Arizona (70,237) . . . . . 24-14  
Atlanta vs. Jacksonville (69,472) . . . . . 13-7

# ALL-TIME RESULTS

## ATLANTA VS. ARIZONA

Cardinals lead series, 15-14

Cardinals lead postseason, 1-0

|       |           |                  |
|-------|-----------|------------------|
| 1966  | Falcons   | 16-10 (A)        |
| 1968  | Cardinals | 17-12 (StL)      |
| 1971  | Cardinals | 26-9 (A)         |
| 1973  | Cardinals | 32-10 (A)        |
| 1975  | Cardinals | 23-20 (StL)      |
| 1978  | Cardinals | 42-21 (StL)      |
| 1980  | Falcons   | 33-27 (StL) (OT) |
| 1981  | Falcons   | 41-20 (A)        |
| 1982  | Cardinals | 23-20 (A)        |
| 1986  | Falcons   | 33-13 (A)        |
| 1987  | Cardinals | 34-21 (A)        |
| 1989  | Cardinals | 34-20 (Phx)      |
| 1990  | Cardinals | 24-13 (A)        |
| 1991  | Cardinals | 16-10 (Phx)      |
| 1992  | Falcons   | 20-17 (A)        |
| 1993  | Cardinals | 27-10 (A)        |
| 1994  | Falcons   | 10-6 (A)         |
| 1995  | Cardinals | 40-37 (Phx) (OT) |
| 1997  | Cardinals | 29-26 (Phx)      |
| 1999  | Falcons   | 37-14 (A)        |
| 2001  | Falcons   | 34-14 (Phx)      |
| 2004  | Falcons   | 6-3 (A)          |
| 2006  | Falcons   | 32-10 (A)        |
| 2007  | Cardinals | 30-27 (Arz) (OT) |
| *2008 | Cardinals | 30-24 (Arz)      |
| 2010  | Falcons   | 41-7 (A)         |
| 2012  | Falcons   | 23-19 (A)        |
| 2013  | Cardinals | 27-13 (Arz)      |
| 2014  | Falcons   | 29-18 (A)        |
| 2016  | Falcons   | 38-19 (A)        |

Points-Cardinals 621, Falcons 662

\*Postseason Points: Cardinals 30, Falcons 24

## ATLANTA VS. BALTIMORE

Baltimore lead series, 3-2

|      |         |               |
|------|---------|---------------|
| 1999 | Ravens  | 19-13 (A)(OT) |
| 2002 | Falcons | 20-17 (A)     |
| 2006 | Ravens  | 24-10 (B)     |
| 2010 | Falcons | 26-21 (A)     |
| 2014 | Raves   | 29-7 (B)      |

Points-Ravens 110, Falcons 76

## ATLANTA VS. BUFFALO

Falcons lead series, 7-4

|      |         |           |
|------|---------|-----------|
| 1973 | Bills   | 17-6 (A)  |
| 1977 | Bills   | 3-0 (B)   |
| 1980 | Falcons | 30-14 (B) |
| 1983 | Falcons | 31-14 (A) |
| 1989 | Falcons | 30-28 (A) |
| 1992 | Bills   | 41-14 (B) |
| 1995 | Bills   | 23-17 (B) |
| 2001 | Falcons | 33-30 (A) |

|      |         |                  |
|------|---------|------------------|
| 2005 | Falcons | 24-21 (B)        |
| 2009 | Falcons | 31-3 (A)         |
| 2013 | Falcons | 34-31 (Tor) (OT) |

Points-Bills 220, Falcons 250

## ATLANTA VS. CAROLINA

Falcons lead series, 27-17

|      |          |                |
|------|----------|----------------|
| 1995 | Falcons  | 23-20 (A)(OT)  |
|      | Panthers | 21-17 (C)      |
| 1996 | Panthers | 29-6 (C)       |
|      | Falcons  | 20-17 (A)      |
| 1997 | Panthers | 9-6 (A)        |
|      | Panthers | 21-12 (C)      |
| 1998 | Falcons  | 19-14 (C)      |
|      | Falcons  | 51-23 (A)      |
| 1999 | Falcons  | 27-20 (A)      |
|      | Panthers | 34-28 (C)      |
| 2000 | Falcons  | 15-10 (C)      |
|      | Falcons  | 13-12 (A)      |
| 2001 | Falcons  | 24-16 (A)      |
|      | Falcons  | 10-7 (C)       |
| 2002 | Falcons  | 30-0 (A)       |
|      | Falcons  | 41-0 (C)       |
| 2003 | Panthers | 23-3 (C)       |
|      | Falcons  | 20-14 (A) (OT) |
| 2004 | Falcons  | 27-10 (C)      |
|      | Falcons  | 34-31 (A) (OT) |
| 2005 | Panthers | 24-6 (C)       |
|      | Panthers | 44-11 (A)      |
| 2006 | Falcons  | 20-6 (C)       |
|      | Panthers | 10-3 (A)       |
| 2007 | Panthers | 27-20 (A)      |
|      | Falcons  | 20-13 (C)      |
| 2008 | Panthers | 24-9 (C)       |
|      | Falcons  | 45-28 (A)      |
| 2009 | Falcons  | 28-20 (A)      |
|      | Panthers | 28-19 (C)      |
| 2010 | Falcons  | 31-10 (C)      |
|      | Falcons  | 31-10 (A)      |
| 2011 | Falcons  | 31-17 (A)      |
|      | Falcons  | 31-23 (C)      |
| 2012 | Falcons  | 30-28 (A)      |
|      | Panthers | 30-20 (C)      |
| 2013 | Panthers | 34-10 (C)      |
|      | Panthers | 21-20 (A)      |
| 2014 | Falcons  | 19-17 (A)      |
|      | Panthers | 34-3 (C)       |
| 2015 | Panthers | 38-0 (C)       |
|      | Falcons  | 20-13 (A)      |
| 2016 | Falcons  | 48-33 (A)      |
|      | Falcons  | 33-16 (C)      |

Points-Falcons 965, Panthers 848

# ALL-TIME RESULTS

## ATLANTA VS. CHICAGO

Bears lead series, 14-12

|      |         |           |
|------|---------|-----------|
| 1966 | Bears   | 23-6 (C)  |
| 1967 | Bears   | 23-14 (A) |
| 1968 | Falcons | 16-13 (C) |
| 1969 | Falcons | 48-31 (A) |
| 1970 | Bears   | 23-14 (A) |
| 1972 | Falcons | 37-21 (C) |
| 1973 | Falcons | 46-6 (A)  |
| 1974 | Falcons | 13-10 (A) |
| 1976 | Falcons | 10-0 (C)  |
| 1977 | Falcons | 16-10 (C) |
| 1978 | Bears   | 13-7 (C)  |
| 1980 | Falcons | 28-17 (A) |
| 1983 | Falcons | 20-17 (C) |
| 1985 | Bears   | 36-0 (C)  |
| 1986 | Bears   | 13-10 (A) |
| 1990 | Bears   | 30-24 (C) |
| 1992 | Bears   | 41-31 (C) |
| 1993 | Bears   | 6-0 (C)   |
| 1998 | Falcons | 20-13 (A) |
| 2001 | Bears   | 31-3 (A)  |
| 2002 | Bears   | 14-13 (A) |
| 2005 | Bears   | 16-3 (C)  |
| 2008 | Falcons | 22-20 (A) |
| 2009 | Falcons | 21-14 (A) |
| 2011 | Bears   | 30-12 (C) |
| 2014 | Bears   | 27-13 (A) |

(Points-Bears 498, Falcons 447)

## ATLANTA VS. CINCINNATI

Bengals lead series, 8-5

|      |         |           |
|------|---------|-----------|
| 1971 | Falcons | 9-6 (C)   |
| 1975 | Bengals | 21-14 (A) |
| 1978 | Bengals | 37-7 (C)  |
| 1981 | Bengals | 30-28 (A) |
| 1984 | Bengals | 35-14 (C) |
| 1987 | Bengals | 16-10 (A) |
| 1990 | Falcons | 38-17 (A) |
| 1993 | Bengals | 21-17 (C) |
| 1996 | Bengals | 41-31 (C) |
| 2002 | Falcons | 30-3 (A)  |
| 2006 | Falcons | 29-27 (C) |
| 2010 | Falcons | 39-32 (A) |
| 2014 | Bengals | 24-10 (C) |

(Points-Bengals 310, Falcons 276)

## ATLANTA VS. CLEVELAND

Browns lead series, 11-3

|      |         |           |
|------|---------|-----------|
| 1966 | Browns  | 49-17 (A) |
| 1968 | Browns  | 30-7 (C)  |
| 1971 | Falcons | 31-14 (C) |
| 1976 | Browns  | 20-17 (A) |
| 1978 | Browns  | 24-16 (A) |
| 1981 | Browns  | 28-17 (C) |

|      |         |           |
|------|---------|-----------|
| 1984 | Browns  | 23-7 (A)  |
| 1987 | Browns  | 38-3 (C)  |
| 1990 | Browns  | 13-10 (C) |
| 1993 | Falcons | 17-14 (A) |
| 2002 | Browns  | 24-16 (C) |
| 2006 | Browns  | 17-13 (A) |
| 2010 | Falcons | 20-10 (C) |
| 2014 | Browns  | 26-24 (A) |

(Points-Browns 330, Falcons 215)

## ATLANTA VS. DALLAS

Cowboys lead series, 14-10

Cowboys lead postseason, 2-0

|       |         |           |
|-------|---------|-----------|
| 1966  | Cowboys | 47-14 (A) |
| 1967  | Cowboys | 37-7 (D)  |
| 1969  | Cowboys | 24-17 (A) |
| 1970  | Cowboys | 13-0 (D)  |
| 1974  | Cowboys | 24-0 (A)  |
| 1976  | Falcons | 17-10 (A) |
| *1978 | Cowboys | 27-20 (D) |
| *1980 | Cowboys | 30-27 (A) |
| 1985  | Cowboys | 24-10 (D) |
| 1986  | Falcons | 37-35 (D) |
| 1987  | Falcons | 21-10 (D) |
| 1988  | Cowboys | 26-20 (D) |
| 1989  | Falcons | 27-21 (A) |
| 1990  | Falcons | 26-7 (A)  |
| 1991  | Cowboys | 31-27 (D) |
| 1992  | Cowboys | 41-17 (A) |
| 1993  | Falcons | 27-14 (A) |
| 1995  | Cowboys | 28-13 (A) |
| 1996  | Cowboys | 32-28 (D) |
| 1999  | Cowboys | 24-7 (D)  |
| 2001  | Falcons | 20-13 (A) |
| 2003  | Falcons | 27-13 (D) |
| 2006  | Cowboys | 38-28 (A) |
| 2009  | Cowboys | 37-21 (D) |
| 2012  | Falcons | 19-13 (A) |
| 2015  | Falcons | 39-28 (D) |

(Regular Season Points: Cowboys 590, Falcons 469)

(\*Postseason Points: Cowboys 57, Falcons 47)

## ATLANTA VS. DENVER

Broncos lead series, 8-6

Broncos lead postseason, 1-0

|      |         |                |
|------|---------|----------------|
| 1970 | Broncos | 24-10 (D)      |
| 1972 | Falcons | 23-20 (A)      |
| 1975 | Falcons | 35-21 (A)      |
| 1979 | Broncos | 20-17 (A) (OT) |
| 1982 | Falcons | 34-27 (D)      |
| 1985 | Broncos | 44-28 (A)      |
| 1988 | Broncos | 30-14 (D)      |
| 1994 | Broncos | 32-28 (D)      |
| 1997 | Broncos | 29-21 (A)      |

# ALL-TIME RESULTS

|       |         |             |
|-------|---------|-------------|
| *1998 | Broncos | 34-19 (Mia) |
| 2000  | Broncos | 42-14 (D)   |
| 2004  | Falcons | 41-28 (A)   |
| 2008  | Broncos | 24-20 (A)   |
| 2012  | Falcons | 27-21 (A)   |
| 2016  | Falcons | 23-16 (D)   |

(Regular Season Points: (Broncos 350, Atlanta 294)

(Postseason Points: Broncos 34, Atlanta 19)

\*Super Bowl XXXIII

## ATLANTA VS. DETROIT

Lions lead series 24-12

|      |         |                |
|------|---------|----------------|
| 1966 | Lions   | 28-10 (D)      |
| 1967 | Lions   | 24-3 (D)       |
| 1968 | Lions   | 24-7 (A)       |
| 1969 | Lions   | 27-21 (D)      |
| 1971 | Lions   | 41-38 (D)      |
| 1972 | Lions   | 26-23 (A)      |
| 1973 | Lions   | 31-6 (D)       |
| 1975 | Lions   | 17-14 (A)      |
| 1976 | Lions   | 24-10 (D)      |
| 1977 | Falcons | 17-6 (A)       |
| 1978 | Falcons | 14-0 (A)       |
| 1979 | Lions   | 24-23 (D)      |
| 1980 | Falcons | 43-28 (A)      |
| 1983 | Falcons | 30-14 (D)      |
| 1984 | Lions   | 27-24 (A) (OT) |
| 1985 | Lions   | 28-27 (A)      |
| 1986 | Falcons | 20-6 (D)       |
| 1987 | Lions   | 30-13 (A)      |
| 1988 | Lions   | 31-17 (D)      |
| 1989 | Lions   | 31-24 (A)      |
| 1990 | Lions   | 21-14 (D)      |
| 1993 | Lions   | 30-13 (D)      |
| 1994 | Lions   | 31-28 (D) (OT) |
| 1995 | Falcons | 34-22 (A)      |
| 1996 | Lions   | 28-24 (D)      |
| 1997 | Lions   | 28-17 (D)      |
| 1998 | Falcons | 24-17 (D)      |
| 2000 | Lions   | 13-10 (D)      |
| 2002 | Falcons | 36-15 (A)      |
| 2004 | Lions   | 17-10 (A)      |
| 2005 | Falcons | 27-7 (D)       |
| 2006 | Lions   | 30-14 (D)      |
| 2008 | Falcons | 34-21 (A)      |
| 2011 | Falcons | 23-16 (D)      |
| 2012 | Falcons | 31-18 (D)      |
| 2014 | Lions   | 22-21 (London) |

(Points-Lions 803, Falcons 744)

## ATLANTA VS. GREEN BAY

Green Bay leads series, 15-13

Postseason series tied, 2-2

|      |         |            |
|------|---------|------------|
| 1966 | Packers | 56-3 (Mil) |
|------|---------|------------|

|       |           |               |
|-------|-----------|---------------|
| 1967  | Packers   | 23-0 (Mil)    |
| 1968  | Packers   | 38-7 (A)      |
| 1969  | Packers   | 28-10 (GB)    |
| 1970  | Packers   | 27-24 (GB)    |
| 1971  | Falcons   | 28-21 (A)     |
| 1972  | Falcons   | 10-9 (Mil)    |
| 1974  | Falcons   | 10-3 (A)      |
| 1975  | Packers   | 22-13 (GB)    |
| 1976  | Packers   | 24-20 (A)     |
| 1979  | Falcons   | 25-7 (A)      |
| 1981  | Falcons   | 31-17 (GB)    |
| 1982  | Packers   | 38-7 (A)      |
| 1983  | Falcons   | 47-41 (A-OT)  |
| 1988  | Falcons   | 20-0 (A)      |
| 1989  | Packers   | 23-21 (Mil)   |
| 1991  | Falcons   | 35-31 (A)     |
| 1992  | Falcons   | 24-10 (A)     |
| 1994  | Packers   | 21-17 (Mil)   |
| *1995 | Packers   | 37-20 (GB)    |
| 2001  | Falcons   | 23-20 (GB)    |
| 2002  | Packers   | 37-34 (GB-OT) |
| *2002 | Falcons   | 27-7 (GB)     |
| 2005  | Packers   | 33-25 (A)     |
| 2008  | Falcons   | 27-24 (GB)    |
| 2010  | Falcons   | 20-17 (A)     |
|       | ^Packers  | 48-21 (A)     |
| 2011  | Packers   | 25-14 (A)     |
| 2013  | Packers   | 22-21 (GB)    |
| 2014  | Packers   | 43-37 (GB)    |
| 2016  | Falcons   | 33-32 (A)     |
| 2016  | **Falcons | 44-21 (A)     |

(Points-Packers 692, Falcons 590)

(Postseason Points- Packers 113, Falcons 112)

\*NFC Wild Card

^ NFC Divisional Round

\*\* NFC Championship

## ATLANTA VS. HOUSTON

Houston leads series, 2-2

|      |         |           |
|------|---------|-----------|
| 2003 | Texans  | 17-13 (H) |
| 2007 | Falcons | 26-16 (A) |
| 2011 | Texans  | 17-10 (H) |
| 2015 | Falcons | 48-21 (A) |

(Points-Falcons 97, Texans 71)

## ATLANTA VS. INDIANAPOLIS\*

Colts lead series, 14-2

|      |       |           |
|------|-------|-----------|
| 1966 | Colts | 19-7 (A)  |
| 1967 | Colts | 38-31 (B) |
|      | Colts | 49-7 (A)  |
| 1968 | Colts | 28-20 (A) |
|      | Colts | 44-0 (B)  |
| 1969 | Colts | 21-14 (A) |
|      | Colts | 13-6 (B)  |
| 1974 | Colts | 17-7 (A)  |

# ALL-TIME RESULTS

|      |         |           |
|------|---------|-----------|
| 1986 | Colts   | 28-23 (A) |
| 1989 | Colts   | 13-9 (I)  |
| 1998 | Falcons | 28-21 (A) |
| 2001 | Colts   | 41-27 (I) |
| 2003 | Colts   | 38-7 (I)  |
| 2007 | Colts   | 31-13 (A) |
| 2011 | Falcons | 31-7 (I)  |
| 2015 | Colts   | 24-21 (A) |

(Points-Colts 432, Falcons 251)

\*Franchise in Baltimore prior to 1984.

## ATLANTA VS. JACKSONVILLE

Series Tied, 3-3

|      |         |           |
|------|---------|-----------|
| 1996 | Jaguars | 19-17 (J) |
| 1999 | Jaguars | 30-7 (A)  |
| 2003 | Falcons | 21-14 (A) |
| 2007 | Jaguars | 13-7 (J)  |
| 2011 | Falcons | 41-14 (A) |
| 2015 | Falcons | 23-17 (J) |

(Points-Falcons 116, Jaguars 104)

## ATLANTA VS. KANSAS CITY

Chiefs lead series, 6-3

|      |         |            |
|------|---------|------------|
| 1972 | Chiefs  | 17-14 (A)  |
| 1985 | Chiefs  | 38-10 (KC) |
| 1991 | Chiefs  | 14-3 (KC)  |
| 1994 | Chiefs  | 30-10 (A)  |
| 2000 | Falcons | 29-13 (A)  |
| 2004 | Chiefs  | 56-10 (KC) |
| 2008 | Falcons | 38-14 (A)  |
| 2012 | Falcons | 40-24 (KC) |
| 2016 | Chiefs  | 29-28 (A)  |

(Points-Chiefs 235, Falcons 182)

## ATLANTA VS. LOS ANGELES\*

Rams lead series, 47-28-2

Falcons lead postseason, 1-0

|      |         |            |
|------|---------|------------|
| 1966 | Rams    | 19-14 (A)  |
| 1967 | Rams    | 31-3 (A)   |
|      | Rams    | 20-3 (LA)  |
| 1968 | Rams    | 27-14 (LA) |
|      | Rams    | 17-10 (A)  |
| 1969 | Rams    | 17-7 (LA)  |
|      | Rams    | 38-6 (A)   |
| 1970 | Tie     | 10-10 (LA) |
|      | Rams    | 17-7 (A)   |
| 1971 | Tie     | 20-20 (LA) |
|      | Rams    | 24-16 (A)  |
| 1972 | Falcons | 31-3 (A)   |
|      | Rams    | 20-7 (LA)  |
| 1973 | Rams    | 31-0 (LA)  |
|      | Falcons | 15-13 (A)  |
| 1974 | Rams    | 21-0 (LA)  |
|      | Rams    | 30-7 (A)   |
| 1975 | Rams    | 22-7 (LA)  |

|       |         |                |
|-------|---------|----------------|
|       | Rams    | 16-7 (A)       |
| 1976  | Rams    | 30-14 (A)      |
|       | Rams    | 59-0 (LA)      |
| 1977  | Falcons | 17-6 (A)       |
|       | Rams    | 23-7 (LA)      |
| 1978  | Rams    | 10-0 (LA)      |
|       | Falcons | 15-7 (A)       |
| 1979  | Rams    | 20-14 (LA)     |
|       | Rams    | 34-13 (A)      |
| 1980  | Falcons | 13-10 (A)      |
|       | Rams    | 20-17 (LA)(OT) |
| 1981  | Rams    | 37-35 (A)      |
|       | Rams    | 21-16 (LA)     |
| 1982  | Falcons | 34-17 (A)      |
| 1983  | Rams    | 27-21 (LA)     |
|       | Rams    | 36-13 (A)      |
| 1984  | Falcons | 30-28 (LA)     |
|       | Rams    | 24-10 (A)      |
| 1985  | Rams    | 17-6 (LA)      |
|       | Falcons | 30-14 (A)      |
| 1986  | Falcons | 26-14 (A)      |
|       | Rams    | 14-7 (LA)      |
| 1987  | Falcons | 24-20 (A)      |
|       | Rams    | 33-0 (LA)      |
| 1988  | Rams    | 33-0 (A)       |
|       | Rams    | 22-7 (LA)      |
| 1989  | Rams    | 31-21 (A)      |
|       | Rams    | 26-14 (LA)     |
| 1990  | Rams    | 44-24 (LA)     |
|       | Falcons | 20-13 (A)      |
| 1991  | Falcons | 31-14 (A)      |
|       | Falcons | 31-14 (LA)     |
| 1992  | Falcons | 30-28 (A)      |
|       | Rams    | 38-27 (LA)     |
| 1993  | Falcons | 30-24 (A)      |
|       | Falcons | 13-0 (LA)      |
| 1994  | Falcons | 31-13 (A)      |
|       | Falcons | 8-5 (LA)       |
| 1995  | Rams    | 21-19 (StL)    |
|       | Falcons | 31-6 (A)       |
| 1996  | Rams    | 59-16 (StL)    |
|       | Rams    | 34-27 (A)      |
| 1997  | Falcons | 34-31 (A)      |
|       | Falcons | 27-21 (StL)    |
| 1998  | Falcons | 37-15 (A)      |
|       | Falcons | 21-10 (StL)    |
| 1999  | Rams    | 35-7 (StL)     |
|       | Rams    | 41-13 (A)      |
| 2000  | Rams    | 41-20 (A)      |
|       | Rams    | 45-29 (StL)    |
| 2001  | Rams    | 35-6 (A)       |
|       | Rams    | 31-13 (StL)    |
| 2003  | Rams    | 36-0 (StL)     |
| 2004  | Falcons | 34-17 (A)      |
| ^2005 | Falcons | 47-17 (A)      |

# ALL-TIME RESULTS

|      |         |             |
|------|---------|-------------|
| 2007 | Rams    | 28-16 (StL) |
| 2008 | Falcons | 31-27 (A)   |
| 2010 | Falcons | 34-17 (StL) |
| 2013 | Falcons | 31-24 (A)   |
| 2016 | Falcons | 42-14 (LA)  |

(Points-Rams 1,810, Falcons 1,321)

\*Franchise in LA prior to 1995.

\*Franchise in STL prior to 2016

^NFC Divisional Playoff

## ATLANTA VS. MIAMI

Dolphins lead series, 8-4

|      |          |           |
|------|----------|-----------|
| 1970 | Dolphins | 20-7 (A)  |
| 1974 | Dolphins | 42-7 (M)  |
| 1980 | Dolphins | 20-17 (A) |
| 1983 | Dolphins | 31-24 (M) |
| 1986 | Falcons  | 20-14 (M) |
| 1992 | Dolphins | 21-17 (M) |
| 1995 | Dolphins | 21-20 (M) |
| 1998 | Falcons  | 38-16 (A) |
| 2001 | Dolphins | 21-14 (M) |
| 2005 | Falcons  | 17-10 (M) |
| 2009 | Falcons  | 19-7 (A)  |
| 2013 | Dolphins | 27-23 (M) |

(Points-Dolphins 250, Falcons 223)

## ATLANTA VS. MINNESOTA

Vikings lead series, 17-10

Postseason tied, 1-1

|        |         |                |
|--------|---------|----------------|
| 1966   | Falcons | 20-13 (M)      |
| 1967   | Falcons | 21-20 (A)      |
| 1968   | Vikings | 47-7 (M)       |
| 1969   | Falcons | 10-3 (A)       |
| 1970   | Vikings | 37-7 (A)       |
| 1971   | Vikings | 24-7 (M)       |
| 1973   | Falcons | 20-14 (A)      |
| 1974   | Vikings | 23-10 (M)      |
| 1975   | Vikings | 38-0 (M)       |
| 1977   | Vikings | 14-7 (A)       |
| 1980   | Vikings | 24-23 (M)      |
| 1981   | Falcons | 31-30 (A)      |
| *1982  | Vikings | 30-24 (M)      |
| 1984   | Vikings | 27-20 (M)      |
| 1985   | Falcons | 14-13 (A)      |
| 1987   | Vikings | 24-13(M)       |
| 1989   | Vikings | 43-17 (M)      |
| 1991   | Vikings | 20-19 (A)      |
| 1996   | Vikings | 23-17 (A)      |
| **1998 | Falcons | 30-27 (M)(OT)  |
| 1999   | Vikings | 17-14 (A)      |
| 2002   | Falcons | 30-24 (M) (OT) |
| 2003   | Vikings | 39-26 (A)      |
| 2005   | Falcons | 30-10 (A)      |
| 2007   | Vikings | 24-3 (M)       |
| 2008   | Falcons | 24-17 (M)      |
| 2011   | Falcons | 24-14 (A)      |

|      |         |           |
|------|---------|-----------|
| 2014 | Vikings | 41-28 (M) |
| 2015 | Vikings | 20-10 (A) |

(Regular Season Points-Vikings 643, Falcons 452)

(Postseason Points-Vikings 57, Falcons 54)

\*NFC Playoffs

\*\* NFC Championship

## ATLANTA VS. NEW ENGLAND

New England leads series, 7-6

New England lead postseason, 1-0

|       |          |                  |
|-------|----------|------------------|
| 1972  | Patriots | 21-20 (NE)       |
| 1977  | Patriots | 16-10 (A)        |
| 1980  | Falcons  | 37-21 (NE)       |
| 1983  | Falcons  | 24-13 (A)        |
| 1986  | Patriots | 25-17 (NE)       |
| 1989  | Falcons  | 16-15 (A)        |
| 1992  | Falcons  | 34-0 (A)         |
| 1995  | Falcons  | 30-17 (A)        |
| 1998  | Falcons  | 41-10 (NE)       |
| 2001  | Patriots | 24-10 (A)        |
| 2005  | Patriots | 31-28 (A)        |
| 2009  | Patriots | 26-10 (NE)       |
| 2013  | Patriots | 30-23 (A)        |
| *2016 | Patriots | 34-28 (Hou) (OT) |

\*Super LI

(Points-Falcons 300, Patriots 249)

(Postseason Points - Patriots 34, Falcons 28)

## ATLANTA VS. NEW ORLEANS

Falcons lead series, 50-45

Falcons lead postseason, 1-0

|      |         |                |
|------|---------|----------------|
| 1967 | Saints  | 27-24 (NO)     |
| 1969 | Falcons | 45-17 (A)      |
| 1970 | Falcons | 14-3 (NO)      |
|      | Falcons | 32-14 (A)      |
| 1971 | Falcons | 28-6 (A)       |
|      | Falcons | 24-20 (NO)     |
| 1972 | Falcons | 21-14 (NO)     |
|      | Falcons | 36-20 (A)      |
| 1973 | Falcons | 62-7 (NO)      |
|      | Falcons | 14-10 (A)      |
| 1974 | Saints  | 14-13 (NO)     |
|      | Saints  | 13-3 (A)       |
| 1975 | Falcons | 14-7 (A)       |
|      | Saints  | 23-7 (NO)      |
| 1976 | Saints  | 30-0 (NO)      |
|      | Falcons | 23-20 (A)      |
| 1977 | Saints  | 21-20 (NO)     |
|      | Falcons | 35-7 (A)       |
| 1978 | Falcons | 20-17 (NO)     |
|      | Falcons | 20-17 (A)      |
| 1979 | Falcons | 40-34 (NO)(OT) |
|      | Saints  | 37-6 (A)       |
| 1980 | Falcons | 41-14 (NO)     |
|      | Falcons | 31-13 (A)      |
| 1981 | Falcons | 27-0 (A)       |

## ALL-TIME RESULTS

|      |          |                 |      |         |                 |
|------|----------|-----------------|------|---------|-----------------|
|      | Falcons  | 41-10 (NO)      |      | Saints  | 26-23 (A)       |
| 1982 | Falcons  | 35-0 (A)        | 2010 | Falcons | 27-24 (NO) (OT) |
|      | Saints   | 35-6 (NO)       |      | Saints  | 17-14 (A)       |
| 1983 | Saints   | 19-17 (A)       | 2011 | Saints  | 26-23 (A) (OT)  |
|      | Saints   | 27-10 (NO)      |      | Saints  | 45-16 (NO)      |
| 1984 | Falcons  | 36-28 (NO)      | 2012 | Saints  | 31-27 (NO)      |
|      | Saints   | 17-13 (A)       |      | Falcons | 23-13 (A)       |
| 1985 | Falcons  | 31-24 (A)       | 2013 | Saints  | 23-17 (NO)      |
|      | Falcons  | 16-10 (NO)      |      | Saints  | 17-13 (A)       |
| 1986 | Falcons  | 31-10 (NO)      | 2014 | Falcons | 37-34 (A)       |
|      | Saints   | 14-9 (A)        |      | Falcons | 30-14 (NO)      |
| 1987 | Saints   | 38-0 (A)        | 2015 | Saints  | 31-21 (NO)      |
| 1988 | Saints   | 29-21 (A)       |      | Saints  | 20-17 (A)       |
|      | Saints   | 10-9 (NO)       | 2016 | Falcons | 45-32 (NO)      |
| 1989 | Saints   | 20-13 (NO)      |      | Falcons | 38-32 (A)       |
|      | Saints   | 26-17 (A)       |      |         |                 |
| 1990 | Falcons  | 28-27 (A)       |      |         |                 |
|      | Saints   | 10-7 (NO)       |      |         |                 |
| 1991 | Saints   | 27-6 (A)        |      |         |                 |
|      | Falcons  | 23-20 (NO) (OT) |      |         |                 |
|      | *Falcons | 27-20 (NO)      |      |         |                 |
| 1992 | Saints   | 10-7 (A)        |      |         |                 |
|      | Saints   | 22-14 (NO)      |      |         |                 |
| 1993 | Saints   | 34-31 (A)       |      |         |                 |
|      | Falcons  | 26-15 (NO)      |      |         |                 |
| 1994 | Saints   | 33-32 (NO)      |      |         |                 |
|      | Saints   | 29-20 (A)       |      |         |                 |
| 1995 | Falcons  | 27-24 (NO) (OT) |      |         |                 |
|      | Falcons  | 19-14 (A)       |      |         |                 |
| 1996 | Falcons  | 17-15 (A)       |      |         |                 |
|      | Falcons  | 31-15 (NO)      |      |         |                 |
| 1997 | Falcons  | 23-17 (NO)      |      |         |                 |
|      | Falcons  | 20-3 (A)        |      |         |                 |
| 1998 | Falcons  | 31-23 (A)       |      |         |                 |
|      | Falcons  | 27-17 (NO)      |      |         |                 |
| 1999 | Falcons  | 20-17 (NO)      |      |         |                 |
|      | Falcons  | 35-12 (A)       |      |         |                 |
| 2000 | Saints   | 21-19 (A)       |      |         |                 |
|      | Saints   | 23-7 (NO)       |      |         |                 |
| 2001 | Falcons  | 20-13 (NO)      |      |         |                 |
|      | Saints   | 28-10 (A)       |      |         |                 |
| 2002 | Falcons  | 37-35 (NO)      |      |         |                 |
|      | Falcons  | 24-17 (A)       |      |         |                 |
| 2003 | Saints   | 45-17 (A)       |      |         |                 |
|      | Saints   | 23-20 (NO) (OT) |      |         |                 |
| 2004 | Falcons  | 24-21 (A)       |      |         |                 |
|      | Saints   | 26-13 (NO)      |      |         |                 |
| 2005 | Falcons  | 34-31 (NO)      |      |         |                 |
|      | Falcons  | 36-17 (A)       |      |         |                 |
| 2006 | Saints   | 23-3 (NO)       |      |         |                 |
|      | Saints   | 31-13 (A)       |      |         |                 |
| 2007 | Saints   | 22-16 (NO)      |      |         |                 |
|      | Saints   | 34-14 (A)       |      |         |                 |
| 2008 | Falcons  | 34-20 (A)       |      |         |                 |
|      | Saints   | 29-25 (NO)      |      |         |                 |
| 2009 | Saints   | 35-27 (NO)      |      |         |                 |

**(Points-Falcons 2,113, Saints 1,982)**

**(Postseason Points-Falcons 27, Saints 20)**

**\*NFC Wild Card**

### ATLANTA VS. N.Y. GIANTS

**Series Tied, 12-11**

**Giants lead postseason, 1-0**

|       |         |                  |
|-------|---------|------------------|
| 1966  | Falcons | 27-16 (NY)       |
| 1968  | Falcons | 24-21 (A)        |
| 1971  | Giants  | 21-17 (A)        |
| 1974  | Falcons | 14-7 (New Haven) |
| 1977  | Falcons | 17-3 (A)         |
| 1978  | Falcons | 23-20 (A)        |
| 1979  | Giants  | 24-3 (NY)        |
| 1981  | Giants  | 27-24 (A) (OT)   |
| 1982  | Falcons | 16-14 (NY)       |
| 1983  | Giants  | 16-13 (A) (OT)   |
| 1984  | Giants  | 19-7 (A)         |
| 1988  | Giants  | 23-16 (A)        |
| 1998  | Falcons | 34-20 (NY)       |
| 2000  | Giants  | 13-6 (A)         |
| 2002  | Falcons | 17-10 (NY)       |
| 2003  | Falcons | 27-7 (NY)        |
| 2004  | Falcons | 14-10 (NY)       |
| 2006  | Giants  | 27-14 (A)        |
| 2007  | Giants  | 31-10 (A)        |
| 2009  | Giants  | 34-31 OT (NY)    |
| ^2011 | Giants  | 24-2 (NY)        |
| 2012  | Falcons | 34-0 (A)         |
| 2014  | Giants  | 30-20 (NY)       |
| 2015  | Falcons | 24-20 (NY)       |

**(Points- Falcons, 432, Giants 413)**

**(Postseason Points-Giants 24, Falcons 2)**

**^NFC Wildcard Playoff Game**

### ATLANTA VS. N.Y. JETS

**Falcons lead series, 6-5**

|      |         |            |
|------|---------|------------|
| 1973 | Falcons | 28-20 (NY) |
| 1980 | Jets    | 14-7 (A)   |
| 1983 | Falcons | 27-21 (NY) |
| 1986 | Jets    | 28-14 (A)  |



# ALL-TIME RESULTS

|      |         |           |
|------|---------|-----------|
| 1989 | Jets    | 27-7 (NY) |
| 1992 | Falcons | 20-17 (A) |
| 1995 | Falcons | 13-3 (A)  |
| 1998 | Jets    | 28-3 (NY) |
| 2005 | Falcons | 27-14 (A) |
| 2009 | Falcons | 10-7 (NY) |
| 2013 | Jets    | 30-28 (A) |

(Points-Jets 209, Falcons 184)

## ATLANTA VS. OAKLAND\*

Series Tied, 7-7

|      |         |                |
|------|---------|----------------|
| 1971 | Falcons | 24-13 (A)      |
| 1975 | Raiders | 37-34 (O) (OT) |
| 1979 | Raiders | 50-19 (O)      |
| 1982 | Raiders | 38-14 (A)      |
| 1985 | Raiders | 34-24 (A)      |
| 1988 | Falcons | 12-6 (LA)      |
| 1991 | Falcons | 21-17 (A)      |
| 1994 | Raiders | 30-17 (LA)     |
| 1997 | Raiders | 36-31 (A)      |
| 2000 | Raiders | 41-14 (O)      |
| 2004 | Falcons | 35-10 (A)      |
| 2008 | Falcons | 24-0 (O)       |
| 2012 | Falcons | 23-20 (A)      |
| 2016 | Falcons | 35-28 (O)      |

(Points-Raiders 360, Falcons 327)

\*Franchise in LA from 1983-1994.

## ATLANTA VS. PHILADELPHIA

Eagles lead series, 16-13-1

Eagles lead postseason, 2-1

|       |         |               |
|-------|---------|---------------|
| 1966  | Eagles  | 23-10 (P)     |
| 1967  | Eagles  | 38-7 (A)      |
| 1969  | Falcons | 27-3 (P)      |
| 1970  | Tie     | 13-13 (P)     |
| 1973  | Falcons | 44-27 (P)     |
| 1976  | Eagles  | 14-13 (A)     |
| *1978 | Falcons | 14-13 (A)     |
| 1979  | Falcons | 14-10 (P)     |
| 1980  | Falcons | 20-17 (P)     |
| 1981  | Eagles  | 16-13 (P)     |
| 1983  | Eagles  | 28-24 (A)     |
| 1984  | Falcons | 26-10 (A)     |
| 1985  | Eagles  | 23-17 (P)(OT) |
| 1986  | Eagles  | 16-0 (A)      |
| 1988  | Falcons | 27-24 (P)     |
| 1990  | Eagles  | 24-23 (A)     |
| 1994  | Falcons | 28-21 (A)     |
| 1996  | Eagles  | 33-18 (A)     |
| 1997  | Falcons | 20-17 (A)     |
| 1998  | Falcons | 17-12 (A)     |
| 2000  | Eagles  | 38-10 (P)     |
| #2002 | Eagles  | 20-6 (P)      |
| 2003  | Eagles  | 23-16 (A)     |
| ^2005 | Eagles  | 27-10 (P)     |

|      |         |           |
|------|---------|-----------|
| 2005 | Falcons | 14-10 (A) |
| 2006 | Eagles  | 24-17 (P) |
| 2008 | Eagles  | 27-14 (P) |
| 2009 | Eagles  | 34-7 (A)  |
| 2010 | Eagles  | 31-17 (P) |
| 2011 | Falcons | 35-31 (A) |
| 2012 | Falcons | 30-17 (P) |
| 2015 | Falcons | 26-24 (A) |
| 2016 | Eagles  | 24-15 (P) |

(Points-Eagles 652, Falcons 562)

(Postseason Points-Eagles 60, Falcons 30)

\* NFC Wild Card

#NFC Divisional Playoff

^NFC Championship Game

## ATLANTA VS. PITTSBURGH

Steelers lead series, 13-2-1

|      |          |               |
|------|----------|---------------|
| 1966 | Steelers | 57-33 (A)     |
| 1968 | Steelers | 41-21 (A)     |
| 1970 | Falcons  | 27-16 (A)     |
| 1974 | Steelers | 24-17 (P)     |
| 1978 | Steelers | 31-7 (P)      |
| 1981 | Steelers | 34-20 (A)     |
| 1984 | Steelers | 35-10 (P)     |
| 1987 | Steelers | 28-12 (A)     |
| 1990 | Steelers | 21-9 (P)      |
| 1993 | Steelers | 45-17 (A)     |
| 1996 | Steelers | 20-17 (A)     |
| 1999 | Steelers | 13-9 (P)      |
| 2002 | Tie      | 34-34 (P)     |
| 2006 | Falcons  | 41-38 (A)     |
| 2010 | Steelers | 15-9 (P) (OT) |
| 2014 | Steelers | 27-20 (A)     |

(Points-Steelers 452, Falcons 283)

## ATLANTA VS. SAN DIEGO

Falcons lead series, 8-2

|      |          |            |
|------|----------|------------|
| 1973 | Falcons  | 41-0 (SD)  |
| 1979 | Falcons  | 28-26 (SD) |
| 1988 | Chargers | 10-7 (A)   |
| 1991 | Falcons  | 13-10 (SD) |
| 1994 | Falcons  | 10-9 (A)   |
| 1997 | Falcons  | 14-3 (SD)  |
| 2000 | Falcons  | 21-20 (A)  |
| 2008 | Falcons  | 22-16 (SD) |
| 2012 | Falcons  | 27-3 (SD)  |
| 2016 | Chargers | 33-30 (A)  |

(Points-Falcons 213, Chargers 130)

## ATLANTA VS. SAN FRANCISCO

49ers lead series, 46-30-1

Postseason series tied, 1-1

|      |       |           |
|------|-------|-----------|
| 1966 | 49ers | 44-7 (A)  |
| 1967 | 49ers | 38-7 (SF) |
|      | 49ers | 34-28 (A) |

# ALL-TIME RESULTS

|      |                          |        |  |
|------|--------------------------|--------|--|
| 1968 | 49ers..... 28-13 (SF)    | 1996   | 49ers..... 39-17 (SF)                      |
|      | 49ers..... 14-12 (A)     |        | 49ers..... 34-10 (A)                       |
| 1969 | Falcons ..... 24-12 (A)  | 1997   | 49ers..... 34-7 (SF)                       |
|      | Falcons ..... 21-7 (SF)  |        | 49ers..... 35-28 (A)                       |
| 1970 | Falcons ..... 21-20 (A)  | 1998   | 49ers..... 31-20 (SF)                      |
|      | 49ers..... 24-20 (SF)    |        | Falcons ..... 31-19 (A)                    |
| 1971 | Falcons ..... 20-17 (A)  |        | *Falcons ..... 20-18 (A)                   |
|      | 49ers..... 24-3 (SF)     | 1999   | 49ers..... 26-7 (SF)                       |
| 1972 | 49ers..... 49-14 (A)     |        | Falcons ..... 34-29 (A)                    |
|      | 49ers..... 20-0 (SF)     | 2000   | Falcons ..... 36-28 (A)                    |
| 1973 | 49ers..... 13-9 (A)      |        | 49ers..... 16-6 (SF)                       |
|      | Falcons ..... 17-3 (SF)  | 2001   | 49ers..... 16-13 (SF) (OT)                 |
| 1974 | 49ers..... 16-10 (A)     |        | 49ers..... 37-31 (A) (OT)                  |
|      | 49ers..... 27-0 (SF)     | 2004   | Falcons ..... 21-19 (SF)                   |
| 1975 | Falcons ..... 17-3 (SF)  | 2007   | Falcons ..... 20-16 (A)                    |
|      | Falcons ..... 31-9 (A)   | 2009   | Falcons ..... 45-10 (SF)                   |
| 1976 | 49ers..... 15-0 (SF)     | 2010   | Falcons ..... 16-14 (A)                    |
|      | Falcons ..... 21-16 (A)  | **2012 | 49ers..... 28-24 (A)                       |
| 1977 | Falcons ..... 7-0 (SF)   | 2013   | 49ers..... 34-24 (SF)                      |
|      | 49ers..... 10-3 (A)      | 2015   | 49ers..... 17-16 (SF)                      |
| 1978 | Falcons ..... 20-17 (SF) | 2016   | Falcons ..... 41-13 (A)                    |
|      | Falcons ..... 21-10 (A)  |        | <b>(Points-49ers 1,834, Falcons 1,358)</b> |
| 1979 | 49ers..... 20-15 (SF)    |        | <b>*NFC Divisional Playoffs</b>            |
|      | Falcons ..... 31-21 (A)  |        | <b>**2012 NFC Championship</b>             |
| 1980 | Falcons ..... 20-17 (SF) |        | <b>ATLANTA VS. SEATTLE</b>                 |
|      | Falcons ..... 35-10 (A)  |        | <b>Seahawks lead series, 10-5</b>          |
| 1981 | Falcons ..... 34-17 (A)  |        | <b>Falcons lead postseason series, 2-0</b> |
|      | 49ers..... 17-14 (SF)    | 1976   | Seahawks ..... 30-13 (S)                   |
| 1982 | Falcons ..... 17-7 (SF)  | 1979   | Seahawks ..... 31-28 (A)                   |
| 1983 | 49ers..... 24-20 (SF)    | 1985   | Seahawks ..... 30-26 (S)                   |
|      | Falcons ..... 28-24 (A)  | 1988   | Seahawks ..... 31-20 (A)                   |
| 1984 | 49ers..... 14-5 (SF)     | 1991   | Falcons ..... 26-13 (A)                    |
|      | 49ers..... 35-17 (A)     | 1997   | Falcons ..... 24-17 (S)                    |
| 1985 | 49ers..... 35-16 (SF)    | 2000   | Seahawks ..... 30-10(A)                    |
|      | 49ers..... 38-17 (A)     | 2002   | Seahawks ..... 30-24 (A) (OT)              |
| 1986 | Tie ..... 10-10 (A)(OT)  | 2004   | Seahawks ..... 28-26 (S)                   |
|      | 49ers..... 20-0 (SF)     | 2005   | Seahawks ..... 21-18 (S)                   |
| 1987 | 49ers..... 25-17 (A)     | 2007   | Falcons ..... 44-41 (A)                    |
|      | 49ers..... 35-7 (SF)     | 2010   | Falcons ..... 34-18 (S)                    |
| 1988 | Falcons ..... 34-17 (SF) | 2011   | Falcons ..... 30-28 (S)                    |
|      | 49ers..... 13-3 (A)      | *2012  | Falcons ..... 30-28 (A)                    |
| 1989 | 49ers..... 45-3 (SF)     | 2013   | Seahawks ..... 33-10 (A)                   |
|      | 49ers..... 23-10 (A)     | 2016   | Seahawks ..... 26-24 (S)                   |
| 1990 | 49ers..... 19-13 (SF)    | *2016  | Atlanta ..... 36-20 (A)                    |
|      | 49ers..... 45-35 (A)     |        | <b>*NFC Divisional Playoffs</b>            |
| 1991 | Falcons ..... 39-34 (SF) |        | <b>(Points-Seahawks 407, Falcons 357)</b>  |
|      | Falcons ..... 17-14 (A)  |        | <b>ATLANTA VS. TAMPA BAY</b>               |
| 1992 | 49ers..... 56-17 (SF)    |        | <b>Buccaneers lead series, 24-23</b>       |
|      | 49ers..... 41-3 (A)      | 1977   | Falcons ..... 17-0 (TB)                    |
| 1993 | 49ers..... 37-30 (SF)    | 1978   | Bucs..... 14-9 (TB)                        |
|      | Falcons ..... 27-24 (A)  | 1979   | Falcons ..... 17-14 (A)                    |
| 1994 | 49ers..... 42-3 (A)      | 1981   | Bucs..... 24-23 (TB)                       |
|      | 49ers..... 50-14 (SF)    | 1984   | Bucs..... 23-6 (TB)                        |
| 1995 | 49ers..... 41-10 (SF)    |        |  |
|      | Falcons ..... 28-27 (A)  |        |  |

# ALL-TIME RESULTS

|      |            |                 |
|------|------------|-----------------|
| 1986 | Falcons    | 23-20 (TB) (OT) |
| 1987 | Bucs       | 48-10 (TB)      |
| 1988 | Falcons    | 17-10 (A)       |
| 1990 | Bucs       | 23-17 (TB)      |
| 1991 | Falcons    | 43-7 (A)        |
| 1992 | Falcons    | 35-7 (TB)       |
| 1993 | Bucs       | 31-24 (A)       |
| 1994 | Falcons    | 34-13 (A)       |
| 1995 | Falcons    | 24-21 (TB)      |
| 1997 | Bucs       | 31-10 (A)       |
| 1999 | Bucs       | 19-10 (TB)      |
| 2000 | Bucs       | 27-14 (A)       |
| 2002 | Bucs       | 20-6 (A)        |
|      | Bucs       | 34-10 (TB)      |
| 2003 | Bucs       | 31-10 (A)       |
|      | Falcons    | 30-28 (TB)      |
| 2004 | Falcons    | 24-14 (A)       |
|      | Bucs       | 27-0 (TB)       |
| 2005 | Bucs       | 30-27 (A)       |
|      | Bucs       | 27-24 (TB)      |
| 2006 | Falcons    | 14-3 (A)        |
|      | Falcons    | 17-6 (TB)       |
| 2007 | Bucs       | 31-7 (A)        |
|      | Bucs       | 37-3 (TB)       |
| 2008 | Bucs       | 24-9 (TB)       |
|      | Falcons    | 13-10 (A) (OT)  |
| 2009 | Falcons    | 20-17 (A)       |
|      | Falcons    | 20-10 (TB)      |
| 2010 | Falcons    | 27-21 (A)       |
|      | Falcons    | 28-24 (TB)      |
| 2011 | Bucs       | 16-13 (TB)      |
|      | Falcons    | 45-24 (A)       |
| 2012 | Falcons    | 24-23 (TB)      |
|      | Bucs       | 24-17 (A)       |
| 2013 | Falcons    | 31-23 (A)       |
|      | Bucs       | 41-28 (TB)      |
| 2014 | Falcons    | 56-14 (A)       |
|      | Falcons    | 27-17 (TB)      |
| 2015 | Buccaneers | 23-20 (A)       |
|      | Buccaneers | 23-19 (TB)      |
| 2016 | Buccaneers | 31-24 (A)       |
|      | Falcons    | 43-28 (TB)      |

**(Points-Bucs 1,013, Falcons 969)**

## ATLANTA VS. TENNESSEE\*

**Series tied, 7-7**

|      |         |           |
|------|---------|-----------|
| 1972 | Falcons | 20-10 (A) |
| 1976 | Oilers  | 20-14 (H) |
| 1978 | Falcons | 20-14 (A) |
| 1981 | Falcons | 31-27 (H) |
| 1984 | Falcons | 42-10 (A) |
| 1987 | Oilers  | 37-33 (H) |
| 1990 | Falcons | 47-27 (A) |
| 1993 | Oilers  | 33-17 (H) |
| 1996 | Oilers  | 23-13 (A) |
| 1999 | Titans  | 30-17 (T) |
| 2003 | Titans  | 38-31 (A) |
| 2007 | Titans  | 13-10 (T) |
| 2011 | Falcons | 23-17 (A) |
| 2015 | Falcons | 10-7 (T)  |

**(Points-Falcons 331, Titans 293)**

**\*Franchise in Houston prior to 1997 and known as Houston Oilers; Team name from 1997-98 was Tennessee Oilers; in 1999 team was renamed**

**Tennessee Titans.**

## ATLANTA VS. WASHINGTON

**Redskins lead series, 14-8-1**

**Redskins lead postseason, 1-0**

|       |          |           |
|-------|----------|-----------|
| 1966  | Redskins | 33-20 (W) |
| 1967  | Tie      | 20-20 (A) |
| 1969  | Redskins | 27-20 (W) |
| 1972  | Redskins | 24-13 (W) |
| 1975  | Redskins | 30-27 (A) |
| 1977  | Redskins | 10-6 (W)  |
| 1978  | Falcons  | 20-17 (A) |
| 1979  | Redskins | 16-7 (A)  |
| 1980  | Falcons  | 10-6 (A)  |
| 1983  | Redskins | 37-21 (W) |
| 1984  | Redskins | 27-14 (W) |
| 1985  | Redskins | 44-10 (A) |
| 1987  | Falcons  | 21-20 (A) |
| *1989 | Redskins | 31-30 (A) |
| 1991  | Redskins | 56-17 (W) |
| *1991 | Redskins | 24-7 (W)  |
| 1992  | Redskins | 24-17 (W) |
| 1993  | Redskins | 30-17 (W) |
| 2003  | Redskins | 33-31 (A) |
| 2006  | Falcons  | 24-14 (W) |
| 2009  | Falcons  | 31-17 (A) |
| 2012  | Falcons  | 24-17 (W) |
| 2013  | Falcons  | 27-26 (A) |

**(Points-Redskins 579, Falcons 444)**

**\*NFC Divisional Playoffs**

# YEAR-BY-YEAR RESULTS

## 1966 (3-11) 7<sup>TH</sup> EAST CONF.

COACH: NORB HECKER

|       |          |    |    |   |        |
|-------|----------|----|----|---|--------|
| 9/11  | LA       | 14 | 19 | L | 54,418 |
| 9/18  | @ PHI    | 10 | 23 | L | 54,049 |
| 9/25  | @ DET    | 10 | 28 | L | 47,615 |
| 10/2  | DAL      | 14 | 47 | L | 56,990 |
| 10/9  | @ WAS    | 20 | 33 | L | 50,116 |
| 10/16 | SF       | 7  | 44 | L | 54,788 |
| 10/23 | @ GB Mil | 3  | 56 | L | 48,623 |
| 10/30 | CLE      | 17 | 49 | L | 57,235 |
| 11/13 | BAL      | 7  | 19 | L | 58,850 |
| 11/20 | @ NYG    | 27 | 16 | W | 62,746 |
| 11/27 | @ CHI    | 6  | 23 | L | 44,777 |
| 12/4  | @ MIN    | 20 | 13 | W | 37,117 |
| 12/11 | STL      | 16 | 10 | W | 57,169 |
| 12/18 | PIT      | 33 | 57 | L | 56,229 |

## 1969 (6-8) 3RD COASTAL

COACH: NORM VAN BROCKLIN

|       |       |    |    |   |        |
|-------|-------|----|----|---|--------|
| 9/21  | SF    | 24 | 12 | W | 45,940 |
| 9/28  | @ LA  | 7  | 17 | L | 58,031 |
| 10/5  | BAL   | 14 | 21 | L | 57,806 |
| 10/12 | DAL   | 17 | 24 | L | 54,833 |
| 10/19 | @ SF  | 21 | 7  | W | 28,684 |
| 10/26 | @ GB  | 10 | 28 | L | 50,861 |
| 11/2  | LA    | 6  | 38 | L | 58,850 |
| 11/9  | @ DET | 21 | 27 | L | 53,242 |
| 11/16 | CHI   | 48 | 31 | W | 53,722 |
| 11/23 | @ WAS | 20 | 27 | L | 50,345 |
| 11/30 | @ BAL | 6  | 13 | L | 60,238 |
| 12/7  | NO    | 45 | 17 | W | 51,021 |
| 12/14 | @ PHI | 27 | 3  | W | 60,658 |
| 12/21 | MIN   | 10 | 3  | W | 52,872 |

## 1972 (7-7) 2ND NFC WEST

COACH: NORM VAN BROCKLIN

|       |          |    |    |   |        |
|-------|----------|----|----|---|--------|
| 9/17  | @ CHI    | 37 | 21 | W | 55,701 |
| 9/24  | @ NE     | 20 | 21 | L | 60,999 |
| 10/1  | LA       | 31 | 3  | W | 58,850 |
| 10/8  | DET      | 23 | 26 | L | 58,850 |
| 10/15 | @ NO     | 21 | 14 | W | 66,294 |
| 10/22 | @ GB Mil | 10 | 9  | W | 47,967 |
| 10/29 | SF       | 14 | 49 | L | 58,850 |
| 11/5  | @ LA     | 7  | 20 | L | 75,081 |
| 11/12 | NO       | 36 | 20 | W | 58,850 |
| 11/20 | @ WAS    | 13 | 24 | L | 53,039 |
| 11/26 | DEN      | 23 | 20 | W | 58,850 |
| 12/3  | HOU      | 20 | 10 | W | 58,850 |
| 12/10 | @ SF     | 0  | 20 | L | 61,214 |
| 12/17 | KC       | 14 | 17 | L | 58,850 |

## 1967 (1-12-1) 4TH COASTAL.

COACH: NORB HECKER

|       |          |    |    |   |        |
|-------|----------|----|----|---|--------|
| 9/17  | @ BAL    | 31 | 38 | L | 56,715 |
| 9/24  | @ SF     | 7  | 38 | L | 30,207 |
| 10/1  | @ GB Mil | 0  | 23 | L | 49,467 |
| 10/8  | PHI      | 7  | 38 | L | 53,868 |
| 10/15 | WAS      | 20 | 20 | T | 56,538 |
| 10/22 | @ DET    | 3  | 24 | L | 50,601 |
| 10/29 | MIN      | 21 | 20 | W | 52,859 |
| 11/5  | @ DAL    | 7  | 37 | L | 54,751 |
| 11/12 | BAL      | 7  | 49 | L | 58,850 |
| 11/19 | LA       | 3  | 31 | L | 56,871 |
| 11/20 | @ NO     | 24 | 27 | L | 83,437 |
| 12/3  | @ LA     | 3  | 20 | L | 46,395 |
| 12/10 | SF       | 28 | 34 | L | 51,798 |
| 12/17 | CHI      | 14 | 23 | L | 54,107 |

## 1970 (4-8-2) 3RD NFC WEST.

COACH: NORM VAN BROCKLIN

|       |       |    |    |   |        |
|-------|-------|----|----|---|--------|
| 9/20  | @ NO  | 14 | 3  | W | 77,042 |
| 9/27  | @ GB  | 24 | 27 | L | 56,263 |
| 10/4  | SF    | 21 | 20 | W | 58,850 |
| 10/11 | @ DAL | 0  | 13 | L | 53,611 |
| 10/18 | @ DEN | 10 | 24 | L | 50,705 |
| 10/25 | NO    | 32 | 14 | W | 58,850 |
| 11/1  | CHI   | 14 | 23 | L | 58,850 |
| 11/8  | @ LA  | 10 | 10 | T | 67,232 |
| 11/15 | @ PHI | 13 | 13 | T | 55,425 |
| 11/22 | LA    | 7  | 17 | L | 58,850 |
| 11/30 | MIA   | 7  | 20 | L | 54,036 |
| 12/6  | @ SF  | 20 | 24 | L | 41,387 |
| 12/13 | PIT   | 27 | 16 | W | 54,162 |
| 12/20 | MIN   | 7  | 37 | L | 57,992 |

## 1973 (9-5) 2ND NFC WEST

COACH: NORM VAN BROCKLIN

|       |       |    |    |   |        |
|-------|-------|----|----|---|--------|
| 9/16  | @ NO  | 62 | 7  | W | 66,428 |
| 9/23  | @ LA  | 0  | 31 | L | 64,528 |
| 10/1  | @ DET | 6  | 31 | L | 45,519 |
| 10/7  | SF    | 9  | 13 | L | 58,850 |
| 10/14 | CHI   | 46 | 6  | W | 58,850 |
| 10/21 | @ SD  | 41 | 0  | W | 41,527 |
| 10/28 | @ SF  | 17 | 3  | W | 56,825 |
| 11/4  | LA    | 15 | 13 | W | 58,850 |
| 11/11 | @ PHI | 44 | 27 | W | 63,114 |
| 11/19 | MIN   | 20 | 14 | W | 58,850 |
| 11/25 | @ NYJ | 28 | 20 | W | 61,327 |
| 12/2  | BUF   | 6  | 17 | L | 58,850 |
| 12/9  | STL   | 10 | 32 | L | 58,850 |
| 12/16 | NO    | 14 | 10 | W | 58,850 |

## 1968 (2-12) 4TH COASTAL

COACH: BROCKLIN (2-9), HECKER (0-3)

|       |       |    |    |   |        |
|-------|-------|----|----|---|--------|
| 9/14  | @ MIN | 7  | 47 | L | 45,563 |
| 9/22  | BAL   | 20 | 28 | L | 50,428 |
| 9/29  | @ SF  | 13 | 28 | L | 27,471 |
| 10/6  | GB    | 7  | 38 | L | 58,850 |
| 10/13 | NYG   | 24 | 21 | W | 49,962 |
| 10/20 | @ LA  | 14 | 27 | L | 54,443 |
| 10/27 | @ CLE | 7  | 30 | L | 67,723 |
| 11/3  | PIT   | 21 | 41 | L | 47,727 |
| 11/10 | LA    | 10 | 17 | L | 53,979 |
| 11/17 | @ CHI | 16 | 13 | W | 44,214 |
| 11/24 | @ STL | 12 | 17 | L | 43,246 |
| 12/1  | @ BAL | 0  | 44 | L | 60,238 |
| 12/8  | DET   | 7  | 24 | L | 49,437 |
| 12/15 | SF    | 12 | 14 | L | 44,977 |

## 1971 (7-6-1) 3RD NFC WEST.

COACH: NORM VAN BROCKLIN

|       |       |    |    |   |        |
|-------|-------|----|----|---|--------|
| 9/19  | SF    | 20 | 17 | W | 56,990 |
| 9/26  | @ LA  | 20 | 20 | T | 57,895 |
| 10/3  | @ DET | 38 | 41 | L | 54,418 |
| 10/10 | STL   | 9  | 26 | L | 58,850 |
| 10/17 | LA    | 16 | 24 | L | 58,850 |
| 10/24 | NO    | 28 | 6  | W | 58,850 |
| 10/31 | @ CLE | 31 | 14 | W | 76,825 |
| 11/7  | @ CIN | 9  | 6  | W | 59,604 |
| 11/14 | NYG   | 17 | 21 | L | 58,850 |
| 11/22 | GB    | 28 | 21 | W | 58,850 |
| 11/28 | @ MIN | 7  | 24 | L | 49,784 |
| 12/5  | OAK   | 24 | 13 | W | 58,850 |
| 12/12 | @ SF  | 3  | 24 | L | 44,582 |
| 12/19 | @ NO  | 24 | 20 | W | 75,954 |

## 1974 (3-11) 2ND NFC WEST.

COACH: NORM VAN BROCKLIN

|       |       |    |    |   |        |
|-------|-------|----|----|---|--------|
| 9/15  | DAL   | 0  | 24 | L | 57,322 |
| 9/22  | SF    | 10 | 16 | L | 47,686 |
| 9/29  | @ NO  | 13 | 14 | L | 62,273 |
| 10/6  | @ NYG | 14 | 7  | W | 50,415 |
| 10/13 | CHI   | 13 | 10 | W | 47,835 |
| 10/20 | NO    | 3  | 13 | L | 47,127 |
| 10/28 | @ PIT | 17 | 24 | L | 48,094 |
| 11/3  | @ MIA | 7  | 42 | L | 64,399 |
| 11/10 | @ LA  | 0  | 21 | L | 70,056 |
| 11/17 | BAL   | 7  | 17 | L | 41,278 |
| 11/24 | @ SF  | 0  | 27 | L | 45,435 |
| 12/1  | LA    | 7  | 30 | L | 18,648 |
| 12/7  | @ MIN | 10 | 23 | L | 47,105 |
| 12/15 | GB    | 10 | 3  | W | 10,020 |

# YEAR-BY-YEAR RESULTS

## 1975 (4-10) 4ND NFC WEST.

| COACH: MARION CAMPBELL |       |    |        |   |        |  |
|------------------------|-------|----|--------|---|--------|--|
| 9/21                   | @ STL | 20 | 23     | L | 42,172 |  |
| 9/28                   | DET   | 14 | 17     | L | 45,218 |  |
| 10/5                   | NO    | 14 | 7      | W | 29,444 |  |
| 10/12                  | @ SF  | 17 | 3      | W | 44,043 |  |
| 10/19                  | @ LA  | 7  | 22     | L | 64,843 |  |
| 10/26                  | CIN   | 14 | 21     | L | 45,811 |  |
| 11/2                   | @ NO  | 7  | 23     | L | 49,342 |  |
| 11/9                   | @ MIN | 0  | 38     | L | 43,751 |  |
| 11/16                  | LA    | 7  | 16     | L | 44,595 |  |
| 11/23                  | DEN   | 35 | 21     | W | 28,686 |  |
| 11/30                  | @ OAK | 34 | 37(OT) | L | 50,860 |  |
| 12/7                   | WAS   | 27 | 30     | L | 52,809 |  |
| 12/14                  | SF    | 31 | 9      | W | 38,501 |  |
| 12/21                  | @ GB  | 13 | 22     | L | 56,267 |  |

## 1976 (4-10) 4ND NFC WEST

| COACH: MARION CAMPBELL |       |    |    |   |        |  |
|------------------------|-------|----|----|---|--------|--|
| 9/12                   | LA    | 14 | 30 | L | 53,607 |  |
| 9/19                   | @ DET | 10 | 24 | L | 50,840 |  |
| 9/26                   | @ CHI | 10 | 0  | W | 41,029 |  |
| 10/3                   | PHI   | 13 | 14 | L | 45,535 |  |
| 10/10                  | @ NO  | 0  | 30 | L | 51,521 |  |
| 10/17                  | CLE   | 17 | 20 | L | 33,364 |  |
| 10/23                  | @ SF  | 0  | 15 | L | 50,240 |  |
| 10/31                  | NO    | 23 | 20 | W | 34,127 |  |
| 11/7                   | @ SEA | 13 | 30 | L | 57,985 |  |
| 11/14                  | SF    | 21 | 16 | W | 20,058 |  |
| 11/21                  | DAL   | 17 | 10 | W | 54,992 |  |
| 11/28                  | @ HOU | 14 | 20 | L | 25,838 |  |
| 12/4                   | @ LA  | 0  | 59 | L | 57,366 |  |
| 12/12                  | GB    | 20 | 24 | L | 23,436 |  |

## 1977 (7-7) 2ND NFC WEST

| COACH: LEEMAN BENNETT |       |    |    |   |        |  |
|-----------------------|-------|----|----|---|--------|--|
| 9/18                  | LA    | 17 | 6  | W | 55,956 |  |
| 9/25                  | @ WAS | 6  | 10 | L | 55,031 |  |
| 10/2                  | NYG   | 17 | 3  | W | 46,374 |  |
| 10/9                  | @ SF  | 7  | 0  | W | 38,009 |  |
| 10/16                 | @ BUF | 0  | 3  | L | 27,348 |  |
| 10/23                 | @ CHI | 16 | 10 | W | 49,407 |  |
| 10/30                 | MIN   | 7  | 14 | L | 59,257 |  |
| 11/6                  | SF    | 3  | 10 | L | 46,577 |  |
| 11/13                 | DET   | 17 | 6  | W | 47,451 |  |
| 11/20                 | @ NO  | 20 | 21 | L | 43,135 |  |
| 11/27                 | @ TB  | 17 | 0  | W | 43,592 |  |
| 12/4                  | NE    | 10 | 16 | L | 57,911 |  |
| 12/11                 | @ LA  | 7  | 23 | L | 52,574 |  |
| 12/18                 | NO    | 35 | 7  | W | 36,895 |  |

## 1978 (9-7) 2ND NFC WEST

| COACH: LEEMAN BENNETT |       |    |    |   |        |  |
|-----------------------|-------|----|----|---|--------|--|
| 9/3                   | HOU   | 20 | 14 | W | 57,328 |  |
| 9/10                  | @ LA  | 0  | 10 | L | 46,201 |  |
| 9/17                  | CLE   | 16 | 24 | L | 56,648 |  |
| 9/24                  | @ TB  | 9  | 14 | L | 58,072 |  |
| 10/1                  | NYG   | 23 | 20 | W | 47,765 |  |
| 10/8                  | @ PIT | 7  | 31 | L | 48,202 |  |
| 10/15                 | DET   | 14 | 0  | W | 51,172 |  |
| 10/22                 | @ SF  | 20 | 17 | W | 34,133 |  |
| 10/30                 | LA    | 15 | 7  | W | 57,250 |  |
| 11/5                  | SF    | 21 | 10 | W | 55,468 |  |
| 11/12                 | @ NO  | 20 | 17 | W | 70,323 |  |
| 11/19                 | @ CHI | 7  | 13 | L | 46,022 |  |
| 11/26                 | NO    | 20 | 17 | W | 55,121 |  |
| 12/3                  | @ CIN | 7  | 37 | L | 25,601 |  |
| 12/10                 | WASH  | 20 | 17 | W | 54,176 |  |
| 12/17                 | @ STL | 21 | 42 | L | 40,022 |  |

### POSTSEASON

#### NFC Wild Card Game

12/24 PHI 14 13 W 49,447

#### NFC Divisional Playoff Game

12/31 @ DAL 20 27 L 60,338

## 1980 (12-4) 1ST NFC WEST

| COACH: LEEMAN BENNETT |       |    |        |   |        |  |
|-----------------------|-------|----|--------|---|--------|--|
| 9/7                   | @ MIN | 23 | 24     | L | 44,773 |  |
| 9/14                  | @ NE  | 37 | 21     | W | 48,321 |  |
| 9/21                  | MIA   | 17 | 20     | L | 54,479 |  |
| 9/28                  | @ SF  | 20 | 17     | W | 56,518 |  |
| 10/5                  | DET   | 43 | 28     | W | 57,652 |  |
| 10/12                 | NYJ   | 7  | 14     | L | 57,458 |  |
| 10/19                 | @ NO  | 41 | 14     | W | 62,651 |  |
| 10/26                 | LA    | 13 | 10     | W | 57,401 |  |
| 11/2                  | @ BUF | 30 | 14     | W | 57,959 |  |
| 11/9                  | @ STL | 33 | 27(OT) | W | 48,662 |  |
| 11/16                 | NO    | 31 | 13     | W | 53,871 |  |
| 11/23                 | CHI   | 28 | 17     | W | 49,164 |  |
| 11/30                 | WAS   | 10 | 6      | W | 55,665 |  |
| 12/7                  | @ PHI | 20 | 17     | W | 70,205 |  |
| 12/14                 | SF    | 35 | 10     | W | 55,767 |  |
| 12/21                 | @ LA  | 17 | 20(OT) | L | 62,469 |  |

### POSTSEASON

#### NFC Wild Card Game

1/4 DAL 27 30 L 60,022

## 1979 (6-10) 3RD NFC WEST

| COACH: LEEMAN BENNETT |       |    |        |   |        |  |
|-----------------------|-------|----|--------|---|--------|--|
| 9/2                   | @ NO  | 40 | 34(OT) | W | 70,940 |  |
| 9/10                  | @ PHI | 14 | 10     | W | 55,935 |  |
| 9/16                  | DEN   | 17 | 20(OT) | L | 57,677 |  |
| 9/23                  | @ DET | 23 | 24     | L | 56,249 |  |
| 9/30                  | WAS   | 7  | 16     | L | 56,819 |  |
| 10/7                  | GB    | 25 | 7      | W | 56,184 |  |
| 10/14                 | @ OAK | 19 | 50     | L | 52,900 |  |
| 10/21                 | @ SF  | 15 | 20     | L | 33,952 |  |
| 10/29                 | SEA   | 28 | 31     | L | 52,566 |  |
| 11/4                  | TB    | 17 | 14     | W | 55,150 |  |
| 11/11                 | @ NYG | 3  | 24     | L | 60,860 |  |
| 11/19                 | @ LA  | 14 | 20     | L | 54,097 |  |
| 11/25                 | NO    | 6  | 37     | L | 42,815 |  |
| 12/2                  | @ SD  | 28 | 26     | W | 50,198 |  |
| 12/9                  | LA    | 13 | 34     | L | 49,236 |  |
| 12/16                 | SF    | 31 | 21     | W | 37,211 |  |

## 1981 (7-9) 2ND NFC WEST

| COACH: LEEMAN BENNETT |       |    |        |   |        |  |
|-----------------------|-------|----|--------|---|--------|--|
| 9/6                   | NO    | 27 | 0      | W | 57,406 |  |
| 9/13                  | @ GB  | 31 | 17     | W | 55,382 |  |
| 9/20                  | SF    | 34 | 17     | W | 56,653 |  |
| 9/27                  | @ CLE | 17 | 28     | L | 78,283 |  |
| 10/5                  | @ PHI | 13 | 16     | L | 71,488 |  |
| 10/11                 | LA    | 35 | 37     | L | 57,841 |  |
| 10/18                 | STL   | 41 | 20     | W | 51,428 |  |
| 10/25                 | NYG   | 24 | 27(OT) | L | 48,410 |  |
| 11/1                  | @ NO  | 41 | 10     | W | 63,637 |  |
| 11/8                  | @ SF  | 14 | 17     | L | 59,127 |  |
| 11/15                 | PIT   | 20 | 34     | L | 57,485 |  |
| 11/23                 | MIN   | 31 | 30     | W | 54,086 |  |
| 11/29                 | @ HOU | 31 | 27     | W | 40,201 |  |
| 12/6                  | @ TB  | 23 | 24     | L | 69,221 |  |
| 12/14                 | @ LA  | 16 | 21     | L | 57,054 |  |
| 12/20                 | CIN   | 28 | 30     | L | 35,972 |  |

# YEAR-BY-YEAR RESULTS

## 1981 (7-9) 2ND NFC WEST

| COACH: LEEMAN BENNETT |       |    |        |   |        |  |
|-----------------------|-------|----|--------|---|--------|--|
| 9/6                   | NO    | 27 | 0      | W | 57,406 |  |
| 9/13                  | @ GB  | 31 | 17     | W | 55,382 |  |
| 9/20                  | SF    | 34 | 17     | W | 56,653 |  |
| 9/27                  | @ CLE | 17 | 28     | L | 78,283 |  |
| 10/5                  | @ PHI | 13 | 16     | L | 71,488 |  |
| 10/11                 | LA    | 35 | 37     | L | 57,841 |  |
| 10/18                 | STL   | 41 | 20     | W | 51,428 |  |
| 10/25                 | NYG   | 24 | 27(OT) | L | 48,410 |  |
| 11/1                  | @ NO  | 41 | 10     | W | 63,637 |  |
| 11/8                  | @ SF  | 14 | 17     | L | 59,127 |  |
| 11/15                 | PIT   | 20 | 34     | L | 57,485 |  |
| 11/23                 | MIN   | 31 | 30     | W | 54,086 |  |
| 11/29                 | @ HOU | 31 | 27     | W | 40,201 |  |
| 12/6                  | @ TB  | 23 | 24     | L | 69,221 |  |
| 12/14                 | @ LA  | 16 | 21     | L | 57,054 |  |
| 12/20                 | CIN   | 28 | 30     | L | 35,972 |  |

## 1982 (5-4) 5RD NFC WEST\*

| COACH: LEEMAN BENNETT |         |    |    |   |        |  |
|-----------------------|---------|----|----|---|--------|--|
| 9/12                  | @ NYG   | 16 | 14 | W | 74,286 |  |
| 9/19                  | LA Rai. | 14 | 38 | L | 54,774 |  |
| 11/21                 | LA Ram. | 34 | 17 | W | 39,686 |  |
| 11/28                 | STL     | 20 | 23 | L | 33,411 |  |
| 12/5                  | @ DEN   | 34 | 17 | W | 75,103 |  |
| 12/12                 | NO      | 35 | 0  | W | 39,535 |  |
| 12/19                 | @ SF    | 17 | 7  | W | 53,234 |  |
| 12/26                 | GB      | 7  | 38 | L | 50,245 |  |
| 1/2                   | @ NO    | 6  | 35 | L | 47,336 |  |

### POSTSEASON

#### NFC Divisional Playoffs

|     |       |    |    |   |        |  |
|-----|-------|----|----|---|--------|--|
| 1/9 | @ MIN | 24 | 30 | L | 60,560 |  |
|-----|-------|----|----|---|--------|--|

Seven games cancelled due to strike.

## 1983 (7-9) 4TH NFC WEST

| COACH: DAN HENNING |           |    |        |        |        |  |
|--------------------|-----------|----|--------|--------|--------|--|
| 9/4                | @ CHI     | 20 | 17     | W      | 60,165 |  |
| 9/11               | NYG       | 13 | 16(OT) | L      | 52,850 |  |
| 9/18               | @ DET     | 30 | 14     | W      | 54,622 |  |
| 9/25               | @ SF      | 20 | 24     | L      | 57,814 |  |
| 10/2               | PHI       | 24 | 28     | L      | 50,621 |  |
| 10/9               | NO        | 17 | 19     | L      | 51,654 |  |
| 10/16              | @ LA Ram. | 21 | 27     | L      | 50,404 |  |
| 10/23              | @ NYJ     | 27 | 21     | W      | 46,878 |  |
| 10/30              | NE24      | 13 | W      | 47,546 |        |  |
| 11/6               | @ NO      | 10 | 27     | L      | 67,062 |  |
| 11/14              | LA Ram.   | 13 | 36     | L      | 31,203 |  |
| 11/20              | SF        | 28 | 24     | W      | 32,782 |  |
| 11/27              | GB        | 47 | 41(OT) | W      | 35,688 |  |
| 12/4               | @ WAS     | 21 | 37     | L      | 52,074 |  |
| 12/10              | @ MIA     | 24 | 31     | L      | 56,725 |  |
| 12/18              | BUF       | 31 | 14     | W      | 31,01  |  |

## 1984 (4-12) 4TH NFC WEST

| COACH: DAN HENNING |       |    |        |   |        |  |
|--------------------|-------|----|--------|---|--------|--|
| 9/2                | @ NO  | 36 | 28     | W | 66,652 |  |
| 9/9                | DET   | 24 | 27(OT) | L | 49,878 |  |
| 9/16               | @ MIN | 20 | 27     | L | 53,955 |  |
| 9/23               | HOU   | 42 | 10     | W | 45,248 |  |
| 9/30               | @ SF  | 5  | 14     | L | 57,990 |  |
| 10/7               | @ LA  | 30 | 28     | W | 47,832 |  |
| 10/14              | NYG   | 7  | 19     | L | 50,268 |  |
| 10/22              | LA    | 10 | 24     | L | 52,861 |  |
| 10/28              | @ PIT | 10 | 35     | L | 55,971 |  |
| 11/5               | @ WAS | 14 | 27     | L | 51,301 |  |
| 11/11              | NO    | 13 | 17     | L | 40,590 |  |
| 11/18              | CLE   | 7  | 23     | L | 28,280 |  |
| 11/25              | @ CIN | 14 | 35     | L | 44,678 |  |
| 12/2               | SF    | 7  | 35     | L | 29,644 |  |
| 12/9               | @ TB  | 6  | 23     | L | 33,808 |  |
| 12/16              | PHI   | 26 | 10     | W | 15,582 |  |

## 1985 (4-12) 4TH NFC WEST

| COACH: DAN HENNING |           |    |        |   |        |  |
|--------------------|-----------|----|--------|---|--------|--|
| 9/8                | DET       | 27 | 28     | L | 37,785 |  |
| 9/15               | @ SF      | 16 | 35     | L | 58,923 |  |
| 9/22               | DEN       | 28 | 44     | L | 37,903 |  |
| 9/29               | @ LA Ram. | 6  | 17     | L | 49,870 |  |
| 10/6               | SF        | 17 | 38     | L | 44,740 |  |
| 10/13              | @ SEA     | 26 | 30     | L | 60,430 |  |
| 10/20              | NO        | 31 | 24     | W | 44,784 |  |
| 10/27              | @ DAL     | 10 | 24     | L | 57,941 |  |
| 11/3               | WAS       | 10 | 44     | L | 42,209 |  |
| 11/10              | @ PHI     | 17 | 23(OT) | L | 63,694 |  |
| 11/17              | LA Ram.   | 30 | 14     | W | 29,960 |  |
| 11/24              | @ CHI     | 0  | 36     | L | 65,790 |  |
| 12/1               | LA Rai.   | 24 | 34     | L | 20,585 |  |
| 12/8               | @ KC      | 10 | 38     | L | 18,199 |  |
| 12/15              | MIN       | 14 | 13     | W | 14,167 |  |
| 12/22              | @ NO      | 16 | 10     | W | 37,717 |  |

## 1986 (7-8-1) 3RD NFC WEST

| COACH: DAN HENNING |           |    |        |   |        |  |
|--------------------|-----------|----|--------|---|--------|--|
| 9/7                | @ NO      | 31 | 10     | W | 67,950 |  |
| 9/14               | STL       | 33 | 13     | W | 46,463 |  |
| 9/21               | @ DAL     | 37 | 35     | W | 62,880 |  |
| 9/28               | @ TB      | 23 | 20(OT) | W | 38,950 |  |
| 10/5               | PHI       | 0  | 16     | L | 57,104 |  |
| 10/12              | LA Ram.   | 26 | 14     | W | 51,662 |  |
| 10/19              | SF        | 10 | 10(OT) | T | 55,306 |  |
| 10/26              | @ LA Ram. | 7  | 14     | L | 56,993 |  |
| 11/2               | @ NE      | 17 | 25     | L | 60,597 |  |
| 11/9               | NYJ       | 14 | 28     | L | 53,476 |  |
| 11/16              | CHI       | 10 | 13     | L | 55,520 |  |
| 11/23              | @ SF      | 0  | 20     | L | 58,747 |  |
| 11/30              | @ MIA     | 20 | 14     | W | 53,762 |  |
| 12/7               | IND       | 23 | 28     | L | 30,397 |  |
| 12/14              | NO        | 9  | 14     | L | 39,994 |  |
| 12/21              | @ DET     | 20 | 6      | W | 35,255 |  |

## 1987 (3-12) 4TH NFC WEST

| COACH: MARION CAMPBELL |           |    |    |                       |        |  |
|------------------------|-----------|----|----|-----------------------|--------|--|
| 9/13                   | @ TB      | 10 | 48 | L                     | 51,250 |  |
| 9/20                   | WAS       | 21 | 20 | W                     | 50,882 |  |
| 9/27                   | @ NO      |    |    | (Cancelled by strike) |        |  |
| 10/4                   | PIT       | 12 | 28 | L                     | 16,667 |  |
| 10/11                  | SF        | 17 | 25 | L                     | 8,684  |  |
| 10/18                  | LA Ram.   | 24 | 20 | W                     | 15,813 |  |
| 10/25                  | @ HOU     | 33 | 37 | L                     | 29,062 |  |
| 11/1                   | NO        | 0  | 38 | L                     | 42,196 |  |
| 11/8                   | @ CLE     | 3  | 38 | L                     | 71,135 |  |
| 11/15                  | CIN       | 10 | 16 | L                     | 25,758 |  |
| 11/22                  | @ MIN     | 13 | 24 | L                     | 53,866 |  |
| 11/29                  | STL       | 21 | 34 | L                     | 15,909 |  |
| 12/6                   | @ DAL     | 21 | 10 | W                     | 40,103 |  |
| 12/13                  | @ LA Ram. | 0  | 33 | L                     | 43,310 |  |
| 12/20                  | @ SF      | 7  | 35 | L                     | 54,698 |  |
| 12/27                  | DET       | 13 | 30 | L                     | 13,906 |  |

## 1988 (5-11) 4TH NFC WEST

| COACH: MARION CAMPBELL |           |    |    |   |        |  |
|------------------------|-----------|----|----|---|--------|--|
| 9/4                    | @ DET     | 17 | 31 | L | 31,075 |  |
| 9/11                   | NO        | 21 | 29 | L | 48,901 |  |
| 9/18                   | @ SF      | 34 | 17 | W | 60,168 |  |
| 9/25                   | @ DAL     | 20 | 26 | L | 39,702 |  |
| 10/2                   | SEA       | 20 | 31 | L | 28,619 |  |
| 10/9                   | LA Ram.   | 0  | 33 | L | 30,852 |  |
| 10/16                  | @ DEN     | 14 | 30 | L | 75,287 |  |
| 10/23                  | NYG       | 16 | 23 | L | 45,092 |  |
| 10/30                  | @ PHI     | 27 | 24 | W | 60,091 |  |
| 11/6                   | GB        | 20 | 0  | W | 29,952 |  |
| 11/13                  | SD        | 7  | 10 | L | 26,329 |  |
| 11/20                  | @ LA Rai. | 12 | 6  | W | 40,967 |  |
| 11/27                  | TB        | 17 | 10 | W | 14,020 |  |
| 12/4                   | SF        | 3  | 13 | L | 44,048 |  |
| 12/11                  | @ LA Ram. | 7  | 22 | L | 42,828 |  |
| 12/18                  | @ NO      | 9  | 10 | L | 60,566 |  |

## 1989 (3-13) 4TH NFC WEST

| COACH: MARION CAMPBELL |           |    |    |   |        |  |
|------------------------|-----------|----|----|---|--------|--|
| 9/10                   | LA Ram.   | 21 | 31 | L | 38,708 |  |
| 9/17                   | DAL       | 27 | 21 | W | 55,285 |  |
| 9/24                   | @ IND     | 9  | 13 | L | 57,816 |  |
| 10/1                   | @ GB Mil  | 21 | 23 | L | 54,647 |  |
| 10/8                   | @ LA Ram. | 14 | 26 | L | 52,182 |  |
| 10/15                  | NE        | 16 | 15 | W | 39,697 |  |
| 10/22                  | @ PHO     | 20 | 34 | L | 33,894 |  |
| 10/29                  | @ NO      | 13 | 20 | L | 65,153 |  |
| 11/5                   | BUF       | 30 | 28 | W | 45,267 |  |
| 11/12                  | @ SF      | 3  | 45 | L | 59,914 |  |
| 11/19                  | NO        | 17 | 26 | L | 53,173 |  |
| 11/26                  | @ NYJ     | 7  | 27 | L | 40,429 |  |
| 12/3                   | SF        | 10 | 23 | L | 43,128 |  |
| 12/10                  | @ MIN     | 17 | 43 | L | 58,116 |  |
| 12/17                  | WASH      | 30 | 31 | L | 37,501 |  |
| 12/24                  | DET       | 24 | 31 | L | 7,792  |  |

# YEAR-BY-YEAR RESULTS

## 1990 (5-11) 4TH NFC WEST

COACH: JERRY GLANVILLE

|       |           |    |    |   |        |
|-------|-----------|----|----|---|--------|
| 9/9   | HOU       | 47 | 27 | W | 56,222 |
| 9/16  | @ DET     | 14 | 21 | L | 48,961 |
| 9/23  | @ SF      | 13 | 19 | L | 62,858 |
| 10/7  | NO        | 28 | 27 | W | 57,401 |
| 10/14 | SF        | 35 | 45 | L | 57,921 |
| 10/21 | @ LA Ram. | 24 | 44 | L | 54,761 |
| 10/28 | CIN       | 38 | 17 | W | 53,214 |
| 11/4  | @ PIT     | 9  | 21 | L | 57,09  |
| 11/11 | @ CHI     | 24 | 30 | L | 62,855 |
| 11/18 | PHI       | 23 | 24 | L | 53,755 |
| 11/25 | @ NO      | 7  | 10 | L | 68,629 |
| 12/2  | @ TB      | 17 | 23 | L | 42,839 |
| 12/9  | PHO       | 13 | 24 | L | 36,222 |
| 12/16 | @ CLE     | 10 | 13 | L | 46,536 |
| 12/23 | LA Ram.   | 20 | 13 | W | 30,021 |
| 12/30 | DAL       | 26 | 7  | W | 50,097 |

## 1992 (6-10) 3RD NFC WEST

COACH: JERRY GLANVILLE

|       |           |    |    |   |        |
|-------|-----------|----|----|---|--------|
| 9/6   | NYJ       | 20 | 17 | W | 65,585 |
| 9/13  | @ WAS     | 17 | 24 | L | 54,343 |
| 9/20  | NO        | 7  | 10 | L | 67,328 |
| 9/27  | @ CHI     | 31 | 41 | L | 63,528 |
| 10/4  | GB        | 24 | 10 | W | 63,769 |
| 10/11 | @ MIA     | 17 | 21 | L | 68,633 |
| 10/18 | @ SF      | 17 | 56 | L | 63,302 |
| 11/1  | LA Ram.   | 30 | 28 | W | 62,168 |
| 11/9  | SF        | 3  | 41 | L | 67,404 |
| 11/15 | PHO       | 20 | 17 | W | 58,477 |
| 11/22 | @ BUF     | 14 | 41 | L | 80,004 |
| 11/29 | NE        | 34 | 0  | W | 54,494 |
| 12/3  | @ NO      | 14 | 22 | L | 68,591 |
| 12/13 | @ TB      | 35 | 7  | W | 39,056 |
| 12/21 | DAL       | 17 | 41 | L | 67,036 |
| 12/27 | @ LA Ram. | 27 | 38 | L | 37,706 |

## 1995 (9-7) 2ND NFC WEST

COACH: JUNE JONES

|       |       |    |         |        |        |
|-------|-------|----|---------|--------|--------|
| 9/4   | CAR   | 23 | 20(OT)W | 58,808 |        |
| 9/10  | @ SF  | 10 | 41      | L      | 63,627 |
| 9/17  | @ NO  | 27 | 24(OT)W | 57,442 |        |
| 9/24  | NYJ   | 13 | 3       | W      | 40,778 |
| 10/1  | NE    | 30 | 17      | W      | 47,114 |
| 10/12 | @ STL | 19 | 21      | L      | 59,700 |
| 10/22 | @ TB  | 24 | 21      | W      | 66,135 |
| 10/29 | DAL   | 13 | 28      | L      | 70,089 |
| 11/5  | DET   | 34 | 22      | W      | 49,619 |
| 11/12 | @ BUF | 17 | 23      | L      | 62,690 |
| 11/19 | STL   | 31 | 6       | W      | 46,309 |
| 11/26 | @ AZ  | 37 | 40(OT)L | 35,147 |        |
| 12/3  | @ MIA | 20 | 21      | L      | 63,395 |
| 12/10 | NO    | 19 | 14      | W      | 54,603 |
| 12/17 | @ CAR | 17 | 21      | L      | 53,833 |
| 12/24 | SF    | 28 | 27      | W      | 51,785 |

### POSTSEASON

#### NFC Wild Card

|       |      |    |    |   |        |
|-------|------|----|----|---|--------|
| 12/31 | @ GB | 20 | 37 | L | 60,453 |
|-------|------|----|----|---|--------|

## 1991 (5-4) 5RD NFC WEST\*

COACH: JERRY GLANVILLE

|       |           |    |         |        |        |
|-------|-----------|----|---------|--------|--------|
| 9/1   | @ KC      | 3  | 14      | L      | 74,246 |
| 9/8   | MIN       | 19 | 20      | L      | 50,936 |
| 9/15  | @ SD      | 13 | 10      | W      | 44,804 |
| 9/22  | LA Rai.   | 21 | 17      | W      | 53,615 |
| 9/29  | NO        | 6  | 27      | L      | 56,556 |
| 10/13 | @ SF      | 39 | 34      | W      | 57,343 |
| 10/20 | @ PHO     | 10 | 16      | L      | 24,124 |
| 10/27 | LA Ram.   | 31 | 14      | W      | 50,187 |
| 11/3  | SF        | 17 | 14      | W      | 51,259 |
| 11/10 | @ WAS     | 17 | 56      | L      | 52,641 |
| 11/17 | TB        | 43 | 7       | W      | 41,274 |
| 11/24 | @ NO      | 23 | 20(OT)W | 68,591 |        |
| 12/1  | GB        | 35 | 31      | W      | 43,270 |
| 12/8  | @ LA Ram. | 31 | 14      | W      | 35,315 |
| 12/15 | SEA       | 26 | 13      | W      | 55,834 |
| 12/22 | @ DAL     | 27 | 31      | L      | 60,962 |

### POSTSEASON

#### NFC Wild Card Game

|       |      |    |    |   |        |
|-------|------|----|----|---|--------|
| 12/29 | @ NO | 27 | 20 | W | 68,794 |
|-------|------|----|----|---|--------|

#### NFC Divisional Playoff Game

|        |       |   |    |   |        |
|--------|-------|---|----|---|--------|
| 1/4/92 | @ WAS | 7 | 24 | L | 55,181 |
|--------|-------|---|----|---|--------|

## 1993 (6-10) 3RD NFC WEST

COACH: JERRY GLANVILLE

|       |           |    |    |   |        |
|-------|-----------|----|----|---|--------|
| 9/5   | @ DET     | 13 | 30 | L | 56,216 |
| 9/12  | NO        | 31 | 34 | L | 64,287 |
| 9/19  | @ SF      | 30 | 37 | L | 63,032 |
| 9/27  | PIT       | 17 | 45 | L | 65,477 |
| 10/3  | @ CHI     | 0  | 6  | L | 57,441 |
| 10/14 | LA Ram.   | 30 | 24 | W | 45,231 |
| 10/24 | @ NO      | 26 | 15 | W | 69,043 |
| 10/31 | TB        | 24 | 31 | L | 50,647 |
| 11/14 | @ LA Ram. | 13 | 0  | W | 37,073 |
| 11/21 | DAL       | 27 | 14 | W | 67,337 |
| 11/28 | CLE       | 17 | 14 | W | 54,510 |
| 12/05 | @ HOU     | 17 | 33 | L | 58,186 |
| 12/11 | SF        | 27 | 24 | W | 64,688 |
| 12/19 | @ WAS     | 17 | 30 | L | 50,192 |
| 12/26 | @ CIN     | 17 | 21 | L | 27,014 |
| 1/2   | PHO       | 10 | 27 | L | 44,360 |

## 1994 (7-9) 3RD NFC WEST

COACH: JUNE JONES

|       |           |    |         |        |        |
|-------|-----------|----|---------|--------|--------|
| 9/4   | @ DET     | 28 | 31(OT)L | 60,740 |        |
| 9/11  | LA Ram.   | 31 | 13      | W      | 55,378 |
| 9/18  | KC        | 10 | 30      | L      | 67,357 |
| 9/25  | @ WAS     | 27 | 20      | W      | 53,238 |
| 10/2  | @ LA Ram. | 8  | 5       | W      | 34,599 |
| 10/9  | TB        | 34 | 13      | W      | 52,633 |
| 10/16 | SF        | 3  | 42      | L      | 67,298 |
| 10/23 | @ LA Rai. | 17 | 30      | L      | 42,192 |
| 11/6  | SD        | 10 | 9       | W      | 59,217 |
| 11/13 | @ NO      | 32 | 33      | L      | 60,313 |
| 11/20 | @ DEN     | 28 | 32      | L      | 70,594 |
| 11/27 | PHI       | 28 | 21      | W      | 60,008 |
| 12/4  | @ SF      | 14 | 50      | L      | 60,549 |
| 12/11 | NO        | 20 | 29      | L      | 61,307 |
| 12/21 | @ GB Mil  | 17 | 21      | L      | 54,885 |
| 12/27 | AZ        | 10 | 6       | W      | 35,311 |

## 1996 (3-13) 4TH NFC WEST

COACH: JUNE JONES

|       |       |    |    |   |        |
|-------|-------|----|----|---|--------|
| 9/1   | @ CAR | 6  | 29 | L | 69,522 |
| 9/8   | MIN   | 17 | 23 | L | 42,688 |
| 9/22  | PHI   | 18 | 33 | L | 40,107 |
| 9/29  | @ SF  | 17 | 39 | L | 62,995 |
| 10/6  | @ DET | 24 | 28 | L | 58,666 |
| 10/13 | HOU   | 13 | 23 | L | 35,401 |
| 10/20 | @ DAL | 28 | 32 | L | 64,091 |
| 10/27 | PIT   | 17 | 20 | L | 58,760 |
| 11/3  | CAR   | 20 | 17 | W | 42,726 |
| 11/10 | @ STL | 16 | 59 | L | 58,776 |
| 11/17 | NO    | 17 | 15 | W | 43,119 |
| 11/24 | @ CIN | 31 | 41 | L | 44,868 |
| 12/2  | SF    | 10 | 34 | L | 46,318 |
| 12/8  | @ NO  | 31 | 15 | W | 32,923 |
| 12/15 | STL   | 27 | 34 | L | 26,519 |
| 12/22 | @ JAC | 17 | 19 | L | 71,449 |

# YEAR-BY-YEAR RESULTS

## 1997 (7-9) 3RD NFC WEST

COACH: DAN REEVES

|       |       |    |    |   |        |
|-------|-------|----|----|---|--------|
| 8/31  | @ DET | 17 | 28 | L | 61,244 |
| 9/7   | CAR   | 6  | 9  | L | 51,829 |
| 9/14  | OAK   | 31 | 36 | L | 47,922 |
| 9/21  | @ SF  | 7  | 34 | L | 60,404 |
| 9/28  | DEN   | 21 | 29 | L | 48,211 |
| 10/12 | @ NO  | 23 | 17 | W | 65,619 |
| 10/19 | SF    | 28 | 35 | L | 53,378 |
| 10/26 | @ CAR | 12 | 21 | L | 54,675 |
| 11/2  | STL   | 34 | 31 | W | 36,583 |
| 11/9  | TB    | 10 | 31 | L | 46,018 |
| 11/16 | @ STL | 27 | 21 | W | 64,299 |
| 11/23 | NO    | 20 | 3  | W | 48,620 |
| 11/30 | @ SEA | 24 | 17 | W | 52,584 |
| 12/7  | @ SD  | 14 | 3  | W | 46,317 |
| 12/14 | PHI   | 20 | 17 | W | 42,866 |
| 12/21 | @ ARZ | 26 | 29 | L | 32,003 |

## 1998 (14-2) 1ST NFC WEST

COACH: DAN REEVES

|       |       |    |    |   |        |
|-------|-------|----|----|---|--------|
| 9/6   | @ CAR | 19 | 14 | W | 65,129 |
| 9/13  | PHI   | 17 | 12 | W | 46,456 |
| 9/27  | @ SF  | 20 | 31 | L | 62,296 |
| 10/4  | CAR   | 51 | 23 | W | 50,724 |
| 10/11 | @ NYG | 34 | 20 | W | 71,173 |
| 10/18 | NO    | 31 | 23 | W | 60,774 |
| 10/25 | @ NYJ | 3  | 28 | L | 71,573 |
| 11/1  | STL   | 37 | 15 | W | 37,996 |
| 11/8  | @ NE  | 41 | 10 | W | 59,790 |
| 11/15 | SF    | 31 | 19 | W | 69,828 |
| 11/22 | CHI   | 20 | 13 | W | 60,804 |
| 11/29 | @ STL | 21 | 10 | W | 47,971 |
| 12/6  | IND   | 28 | 21 | W | 61,141 |
| 12/13 | @ NO  | 27 | 17 | W | 61,678 |
| 12/20 | @ DET | 24 | 17 | W | 67,143 |
| 12/27 | MIA   | 38 | 16 | W | 69,754 |

### POSTSEASON

|                                |        |    |         |        |        |
|--------------------------------|--------|----|---------|--------|--------|
| <b>Divisional Playoff Game</b> |        |    |         |        |        |
| 1/9                            | SF     | 20 | 18      | W      | 70,262 |
| <b>NFC Championship Game</b>   |        |    |         |        |        |
| 1/17                           | @ MIN  | 30 | 27(OT)W | 64,060 |        |
| <b>SUPER BOWL XXXIII</b>       |        |    |         |        |        |
| 1/31                           | vs DEN | 19 | 34      | L      | 74,803 |

## 1999 (5-11) 3RD NFC WEST

COACH: DAN REEVES

|       |       |    |         |        |        |
|-------|-------|----|---------|--------|--------|
| 9/12  | MIN   | 14 | 17      | L      | 69,555 |
| 9/20  | @ DAL | 7  | 24      | L      | 63,663 |
| 9/26  | @ STL | 7  | 35      | L      | 63,253 |
| 10/3  | BAL   | 13 | 19(OT)L | 50,712 |        |
| 10/10 | @ NO  | 20 | 17      | W      | 57,289 |
| 10/17 | STL   | 13 | 41      | L      | 51,973 |
| 10/25 | @ PIT | 9  | 13      | L      | 58,141 |
| 10/31 | CAR   | 27 | 20      | W      | 52,594 |
| 11/7  | JAC   | 7  | 30      | L      | 68,466 |
| 11/21 | @ TB  | 10 | 19      | L      | 65,158 |
| 11/28 | @ CAR | 28 | 34      | L      | 55,507 |
| 12/5  | NO    | 35 | 12      | W      | 62,568 |
| 12/12 | @ SF  | 7  | 26      | L      | 67,465 |
| 12/19 | @ TEN | 17 | 30      | L      | 66,196 |
| 12/26 | ARZ   | 37 | 14      | W      | 47,074 |
| 1/3   | SF    | 34 | 29      | W      | 57,980 |

## 2000 (4-12) 5TH NFC WEST

COACH: DAN REEVES

|       |       |    |    |   |        |
|-------|-------|----|----|---|--------|
| 9/3   | SF    | 36 | 28 | W | 54,626 |
| 9/10  | @ DEN | 14 | 42 | L | 75,466 |
| 9/17  | @ CAR | 15 | 10 | W | 73,025 |
| 9/24  | STL   | 20 | 41 | L | 58,761 |
| 10/1  | @ PHI | 10 | 38 | L | 65,424 |
| 10/8  | NYG   | 6  | 13 | L | 50,947 |
| 10/15 | @ STL | 29 | 45 | L | 66,019 |
| 10/22 | NO    | 19 | 21 | L | 56,508 |
| 10/29 | CAR   | 13 | 12 | W | 46,178 |
| 11/5  | TB    | 14 | 27 | L | 70,097 |
| 11/12 | @ DET | 10 | 13 | L | 74,309 |
| 11/19 | @ SF  | 6  | 16 | L | 67,447 |
| 11/26 | @ OAK | 14 | 41 | L | 55,175 |
| 12/3  | SEA   | 10 | 30 | L | 44,680 |
| 12/17 | @ NO  | 7  | 23 | L | 64,900 |
| 12/24 | KC    | 29 | 13 | W | 41,017 |

## 2001 (7-9) 4TH NFC SOUTH

COACH: DAN REEVES

|       |       |    |         |        |        |
|-------|-------|----|---------|--------|--------|
| 9/9   | @ SF  | 13 | 16(OT)L | 65,989 |        |
| 9/23  | CAR   | 24 | 16      | W      | 49,312 |
| 9/30  | @ ARZ | 34 | 14      | W      | 28,878 |
| 10/7  | CHI   | 3  | 31      | L      | 47,640 |
| 10/14 | SF    | 31 | 37(OT)L | 65,424 |        |
| 10/21 | @ NO  | 20 | 13      | W      | 70,020 |
| 11/4  | NE    | 10 | 24      | L      | 45,572 |
| 11/11 | DAL   | 20 | 13      | W      | 70,452 |
| 11/18 | @ GB  | 23 | 20      | W      | 59,849 |
| 11/25 | @ CAR | 10 | 7       | W      | 72,234 |
| 12/2  | STL   | 6  | 35      | L      | 60,787 |
| 12/9  | NO    | 10 | 28      | L      | 68,826 |
| 12/16 | @ IND | 27 | 41      | L      | 55,603 |
| 12/23 | BUF   | 33 | 30      | W      | 43,320 |
| 12/30 | @ MIA | 14 | 21      | L      | 73,619 |
| 1/6   | @ STL | 13 | 31      | L      | 66,033 |

## 2002 (9-6-1) 2ND NFC SOUTH

COACH: DAN REEVES

|       |       |    |          |        |        |
|-------|-------|----|----------|--------|--------|
| 9/8   | @ GB  | 34 | 37(OT)L  | 63,127 |        |
| 9/15  | CHI   | 13 | 14       | L      | 68,081 |
| 9/22  | CIN   | 30 | 3        | W      | 68,129 |
| 10/6  | TB    | 6  | 20       | L      | 68,936 |
| 10/13 | @ NYG | 17 | 10       | W      | 78,728 |
| 10/20 | CAR   | 30 | 0        | W      | 68,056 |
| 10/27 | @ NO  | 37 | 35       | W      | 67,883 |
| 11/3  | BAL   | 20 | 17       | W      | 68,532 |
| 11/10 | @ PIT | 34 | 34(OT)T  | 62,779 |        |
| 11/17 | NO    | 24 | 17       | W      | 70,382 |
| 11/24 | @ CAR | 41 | 0        | W      | 72,533 |
| 12/1  | @ MIN | 30 | 24(OT)W  | 63,947 |        |
| 12/8  | @ TB  | 10 | 34       | L      | 65,648 |
| 12/15 | SEA   | 24 | 30(OT) L | 69,551 |        |
| 12/22 | DET   | 36 | 15       | W      | 69,307 |
| 12/29 | @ CLE | 16 | 24       | L      | 73,528 |

### POSTSEASON

|                                    |        |    |    |   |        |
|------------------------------------|--------|----|----|---|--------|
| <b>NFC Wild Card Game</b>          |        |    |    |   |        |
| 1/4                                | at GB  | 27 | 7  | W | 65,358 |
| <b>NFC Divisional Playoff Game</b> |        |    |    |   |        |
| 1/11                               | at PHI | 6  | 20 | L | 66,452 |

## 2003 (5-11) 4TH NFC SOUTH

COACH:REEVES (3-10), PHILIPS (2-1)

|       |       |    |         |        |        |
|-------|-------|----|---------|--------|--------|
| 9/7   | @ DAL | 27 | 13      | W      | 64,104 |
| 9/14  | WAS   | 31 | 33      | L      | 70,241 |
| 9/21  | TB    | 10 | 31      | L      | 70,871 |
| 9/28  | @ CAR | 3  | 23      | L      | 72,765 |
| 10/5  | MIN   | 26 | 39      | L      | 70,427 |
| 10/13 | @ STL | 0  | 36      | L      | 66,075 |
| 10/19 | NO    | 17 | 45      | L      | 70,837 |
| 11/2  | PHI   | 16 | 23      | L      | 70,064 |
| 11/9  | @ NYG | 27 | 7       | W      | 78,813 |
| 11/16 | @ NO  | 20 | 23(OT)L | 68,432 |        |
| 11/23 | TEN   | 31 | 38      | L      | 70,891 |
| 11/30 | @ HOU | 13 | 17      | L      | 70,388 |
| 12/7  | CAR   | 20 | 14(OT)W | 70,079 |        |
| 12/14 | @ IND | 7  | 38      | L      | 57,103 |
| 12/21 | @ TB  | 30 | 28      | W      | 65,572 |
| 12/28 | JAC   | 21 | 14      | W      | 70,266 |



# YEAR-BY-YEAR RESULTS

## 2004 (11-5) 1ST NFC SOUTH

COACH: JIM MORA

|       |       |    |         |        |        |
|-------|-------|----|---------|--------|--------|
| 9/12  | @ SF  | 21 | 19      | W      | 65,584 |
| 9/19  | STL   | 34 | 17      | W      | 70,882 |
| 9/26  | ARZ   | 6  | 3       | W      | 70,534 |
| 10/3  | @ CAR | 27 | 10      | W      | 73,461 |
| 10/10 | DET   | 10 | 17      | L      | 70,434 |
| 10/17 | SD21  | 20 | W       | 70,187 |        |
| 10/24 | @ KC  | 10 | 56      | L      | 78,260 |
| 10/31 | @ DEN | 41 | 28      | W      | 75,083 |
| 11/14 | TB    | 24 | 14      | W      | 70,810 |
| 11/21 | @ NYG | 14 | 10      | W      | 78,793 |
| 11/28 | NO    | 24 | 21      | W      | 70,521 |
| 12/5  | @ TB  | 0  | 27      | L      | 65,556 |
| 12/12 | OAK   | 35 | 10      | W      | 70,616 |
| 12/18 | CAR   | 34 | 31(OT)W | 70,845 |        |
| 12/26 | @ NO  | 13 | 26      | L      | 64,900 |
| 1/2   | @ SEA | 26 | 28      | L      | 66,740 |

### POSTSEASON

#### NFC Divisional Playoff Game

|      |     |    |    |   |        |
|------|-----|----|----|---|--------|
| 1/15 | STL | 47 | 17 | W | 70,709 |
|------|-----|----|----|---|--------|

#### NFC Championship Game

|      |       |    |    |   |        |
|------|-------|----|----|---|--------|
| 1/23 | @ PHI | 10 | 27 | L | 67,717 |
|------|-------|----|----|---|--------|

## 2006 (7-9) 3RD NFC SOUTH

COACH: JIM MORA

|       |       |    |    |   |        |
|-------|-------|----|----|---|--------|
| 9/10  | @ CAR | 20 | 6  | W | 73,522 |
| 9/17  | TB    | 14 | 3  | W | 70,828 |
| 9/25  | @ NO  | 3  | 23 | L | 70,003 |
| 10/1  | ARZ   | 32 | 10 | W | 68,981 |
| 10/15 | NYG   | 14 | 27 | L | 70,840 |
| 10/22 | PIT   | 41 | 38 | W | 71,151 |
| 10/29 | @ CIN | 29 | 27 | W | 65,978 |
| 11/5  | @ DET | 14 | 30 | L | 60,987 |
| 11/12 | CLE   | 13 | 17 | L | 70,793 |
| 11/19 | @ BAL | 10 | 24 | L | 70,790 |
| 11/26 | NO    | 13 | 31 | L | 70,933 |
| 12/3  | @ WAS | 24 | 14 | W | 86,436 |
| 12/10 | @ TB  | 17 | 6  | W | 65,691 |
| 12/16 | DAL   | 28 | 38 | L | 71,102 |
| 12/24 | CAR   | 3  | 10 | L | 68,834 |
| 12/31 | @ PHI | 17 | 24 | L | 69,341 |

## 2008 (11-5) 2ND NFC SOUTH

COACH: MIKE SMITH

|       |       |    |         |        |        |
|-------|-------|----|---------|--------|--------|
| 9/7   | DET   | 34 | 21      | W      | 62,310 |
| 9/14  | @ TB  | 9  | 24      | L      | 63,611 |
| 9/21  | KC38  | 14 | W       | 62,434 |        |
| 9/28  | @ CAR | 9  | 24      | L      | 72,688 |
| 10/5  | @ GB  | 27 | 24      | W      | 70,610 |
| 10/12 | CHI   | 22 | 20      | W      | 64,096 |
| 10/26 | @ PHI | 14 | 27      | L      | 69,144 |
| 11/2  | @ OAK | 24 | 0       | W      | 61,196 |
| 11/9  | NO    | 34 | 20      | W      | 64,826 |
| 11/16 | DEN   | 20 | 24      | L      | 64,358 |
| 11/23 | CAR   | 45 | 28      | W      | 64,841 |
| 11/30 | @ SD  | 22 | 16      | W      | 67,200 |
| 12/7  | @ NO  | 25 | 29      | L      | 70,011 |
| 12/14 | TB    | 13 | 10(OT)W | 65,045 |        |
| 12/21 | @ MIN | 24 | 17      | W      | 62,889 |
| 12/28 | STL   | 31 | 27      | W      | 64,617 |

### POSTSEASON

#### NFC Wild Card

|     |       |    |    |   |        |
|-----|-------|----|----|---|--------|
| 1/3 | @ ARZ | 24 | 30 | L | 62,848 |
|-----|-------|----|----|---|--------|

## 2005 (8-8) 3RD NFC SOUTH

COACH: JIM MORA

|       |       |    |         |        |        |
|-------|-------|----|---------|--------|--------|
| 9/12  | PHI   | 14 | 10      | W      | 70,806 |
| 9/18  | @ SEA | 18 | 21      | L      | 66,030 |
| 9/25  | @ BUF | 24 | 21      | W      | 72,032 |
| 10/2  | MIN   | 30 | 10      | W      | 69,552 |
| 10/9  | NE    | 28 | 31      | L      | 71,079 |
| 10/16 | @ NO  | 34 | 31      | W      | 65,562 |
| 10/24 | NYJ   | 27 | 14      | W      | 70,995 |
| 11/6  | @ MIA | 17 | 10      | W      | 72,187 |
| 11/13 | GB    | 25 | 33      | L      | 71,001 |
| 11/20 | TB    | 27 | 30      | L      | 70,794 |
| 11/24 | @ DET | 27 | 7       | W      | 62,390 |
| 12/4  | @ CAR | 6  | 24      | L      | 73,661 |
| 12/12 | NO    | 36 | 17      | W      | 70,083 |
| 12/18 | @ CHI | 3  | 16      | L      | 62,170 |
| 12/25 | @ TB  | 24 | 27(OT)L | 65,482 |        |
| 1/1   | CAR   | 11 | 44      | L      | 70,796 |

## 2007 (4-12) 4TH NFC SOUTH

COACH: PETRINO (3-10), THOMAS (1-2)

|       |       |    |         |        |        |
|-------|-------|----|---------|--------|--------|
| 9/9   | @ MIN | 3  | 24      | L      | 62,815 |
| 9/16  | @ JAC | 7  | 13      | L      | 61,821 |
| 9/23  | CAR   | 20 | 27      | L      | 68,175 |
| 9/30  | HOU   | 26 | 16      | W      | 69,312 |
| 10/7  | @ TEN | 10 | 13      | L      | 69,143 |
| 10/15 | NYG   | 10 | 31      | L      | 69,828 |
| 10/21 | @ NO  | 16 | 22      | L      | 69,994 |
| 11/4  | SF    | 20 | 16      | W      | 66,049 |
| 11/11 | @ CAR | 20 | 13      | W      | 73,340 |
| 11/18 | TB    | 7  | 31      | L      | 69,480 |
| 11/22 | IND   | 13 | 31      | L      | 69,845 |
| 12/2  | @ STL | 16 | 28      | L      | 52,051 |
| 12/10 | NO    | 14 | 34      | L      | 69,553 |
| 12/16 | @ TB  | 3  | 37      | L      | 65,133 |
| 12/23 | @ ARZ | 27 | 30(OT)L | 64,159 |        |
| 12/30 | SEA   | 44 | 41      | W      | 64,925 |

## 2009 (9-7) 2ND NFC SOUTH

COACH: MIKE SMITH

|       |       |    |         |        |        |
|-------|-------|----|---------|--------|--------|
| 9/13  | MIA   | 19 | 7       | W      | 67,606 |
| 9/20  | CAR   | 28 | 20      | W      | 67,313 |
| 9/27  | @ NE  | 10 | 26      | L      | 68,756 |
| 10/11 | @ SF  | 45 | 10      | W      | 69,732 |
| 10/18 | CHI   | 21 | 14      | W      | 68,082 |
| 10/25 | @ DAL | 21 | 37      | L      | 81,521 |
| 11/2  | @ NO  | 27 | 35      | L      | 70,088 |
| 11/8  | WAS   | 31 | 17      | W      | 67,982 |
| 11/15 | @ CAR | 19 | 28      | L      | 73,239 |
| 11/22 | @ NYG | 31 | 34 OT L | 78,491 |        |
| 11/29 | TB    | 20 | 17      | W      | 67,029 |
| 12/6  | PHI   | 7  | 34      | L      | 69,560 |
| 12/13 | NO    | 23 | 26      | L      | 68,930 |
| 12/20 | @ NYJ | 10 | 7       | W      | 76,866 |
| 12/27 | BUF   | 31 | 3       | W      | 68,887 |
| 1/3   | @ TB  | 20 | 10      | W      | 62,578 |

# YEAR-BY-YEAR RESULTS

## 2010 (13-3) 1ST NFC SOUTH

COACH: MIKE SMITH

|       |       |    |         |        |
|-------|-------|----|---------|--------|
| 9/12  | @ PIT | 9  | 15(OT)L | 63,609 |
| 9/19  | ARZ   | 41 | 7 W     | 66,824 |
| 9/26  | @ NO  | 27 | 24(OT)W | 70,051 |
| 10/3  | SF    | 16 | 14 W    | 66,874 |
| 10/10 | @ CLE | 20 | 10 W    | 65,290 |
| 10/17 | @ PHI | 17 | 31 L    | 69,144 |
| 10/24 | CIN   | 39 | 32 W    | 67,665 |
| 11/7  | TB    | 27 | 21 W    | 67,266 |
| 11/11 | BAL   | 26 | 21 W    | 68,474 |
| 11/21 | @ STL | 34 | 17 W    | 53,005 |
| 11/28 | GB    | 20 | 17 W    | 68,204 |
| 12/5  | @ TB  | 28 | 24 W    | 53,955 |
| 12/12 | @ CAR | 31 | 10 W    | 71,235 |
| 12/19 | @ SEA | 34 | 18 W    | 67,101 |
| 12/27 | NO    | 14 | 17 L    | 70,144 |
| 1/2   | CAR   | 31 | 10 W    | 67,349 |

### POSTSEASON

#### NFC Divisional Round

|      |    |    |      |        |
|------|----|----|------|--------|
| 1/15 | GB | 21 | 48 L | 69,210 |
|------|----|----|------|--------|

## 2012 (13-3) 1ST NFC SOUTH

COACH: MIKE SMITH

|       |       |    |      |        |
|-------|-------|----|------|--------|
| 9/9   | @ KC  | 40 | 24 W | 71,180 |
| 9/17  | DEN   | 27 | 21 W | 70,427 |
| 9/23  | @ SD  | 27 | 3 W  | 61,297 |
| 9/30  | CAR   | 30 | 28 W | 69,594 |
| 10/7  | @ WSH | 24 | 17 W | 75,337 |
| 10/14 | OAK   | 23 | 20 W | 69,383 |
| 10/28 | @ PHI | 30 | 17 W | 69,144 |
| 11/4  | DAL   | 19 | 13 W | 70,840 |
| 11/11 | @ NO  | 27 | 31 L | 73,126 |
| 11/18 | ARZ   | 23 | 19 W | 69,630 |
| 11/25 | @ TB  | 24 | 23 W | 54,400 |
| 11/29 | NO    | 23 | 13 W | 70,514 |
| 12/9  | @ CAR | 20 | 30 L | 73,292 |
| 12/16 | NYG   | 34 | 0 W  | 70,741 |
| 12/22 | @ DET | 31 | 18 W | 63,849 |
| 12/30 | TB    | 17 | 24 L | 69,644 |

### PLAYOFFS

|      |     |    |      |        |
|------|-----|----|------|--------|
| 1/13 | SEA | 30 | 28 W | 70,366 |
| 1/20 | SF  | 24 | 28 L | 70,863 |

## 2014 (6-10) 2ND NFC SOUTH

COACH: MIKE SMITH

|       |       |    |      |        |
|-------|-------|----|------|--------|
| 9/8   | NO    | 37 | 34 W | 70,706 |
| 9/15  | @ CIN | 10 | 24 L | 58,574 |
| 9/22  | TB    | 56 | 14 W | 70,318 |
| 9/29  | @ MIN | 28 | 41 L | 52,173 |
| 10/7  | @ NYG | 20 | 30 L | 80,307 |
| 10/20 | CHI   | 13 | 27 L | 70,712 |
| 10/27 | @ BAL | 7  | 29 L | 71,184 |
| 11/3  | DET   | 21 | 22 L | 83,532 |
| 11/10 | @ TB  | 27 | 17 W | 57,751 |
| 11/17 | @ CAR | 19 | 17 W | 73,314 |
| 11/21 | CLE   | 24 | 26 L | 70,046 |
| 12/1  | ARI   | 29 | 18 W | 69,557 |
| 12/8  | @ GB  | 37 | 43 L | 77,512 |
| 12/15 | PIT   | 20 | 27 L | 71,161 |
| 12/23 | @ NO  | 30 | 14 W | 73,164 |
| 12/29 | CAR   | 3  | 34 L | 71,015 |

## 2011 (10-6) 2ND NFC SOUTH

COACH: MIKE SMITH

|       |       |    |      |        |
|-------|-------|----|------|--------|
| 9/11  | @ CHI | 12 | 30 L | 62,115 |
| 9/18  | PHI   | 35 | 31 W | 69,608 |
| 9/25  | @ TB  | 13 | 16 L | 46,995 |
| 10/2  | @ SEA | 30 | 28 W | 66,266 |
| 10/9  | GB    | 14 | 25 L | 69,576 |
| 10/16 | CAR   | 31 | 17 W | 69,047 |
| 10/23 | @ DET | 23 | 16 W | 63,625 |
| 11/6  | @ IND | 31 | 7 W  | 65,218 |
| 11/13 | NO    | 23 | 26 L | 70,359 |
| 11/20 | TEN   | 23 | 17 W | 68,164 |
| 11/27 | MIN   | 24 | 14 W | 68,115 |
| 12/4  | @ HOU | 10 | 17 L | 71,545 |
| 12/11 | @ CAR | 31 | 23 W | 72,680 |
| 12/15 | JAX   | 41 | 14 W | 68,856 |
| 12/26 | @ NO  | 16 | 45 L | 70,086 |
| 1/1   | TB    | 45 | 24 W | 68,167 |

### POSTSEASON

#### NFC Wildcard Round

|     |       |   |      |        |
|-----|-------|---|------|--------|
| 1/8 | @ NYG | 2 | 24 L | 79,909 |
|-----|-------|---|------|--------|

## 2013 (4-12) 3RD NFC SOUTH

COACH: MIKE SMITH

|       |       |    |      |        |
|-------|-------|----|------|--------|
| 9/8   | @ NO  | 17 | 23 L | 72,348 |
| 9/15  | STL   | 31 | 24 W | 70,056 |
| 9/22  | @ MIA | 23 | 27 L | 70,660 |
| 9/29  | NE    | 23 | 30 L | 70,744 |
| 10/7  | NYJ   | 28 | 30 L | 70,246 |
| 10/20 | TB    | 31 | 23 W | 69,522 |
| 10/27 | @ ARZ | 13 | 27 L | 60,671 |
| 11/3  | @ CAR | 10 | 34 L | 73,720 |
| 11/10 | SEA   | 10 | 33 L | 70,309 |
| 11/17 | @ TB  | 28 | 41 L | 55,360 |
| 11/21 | NO    | 13 | 17 L | 70,422 |
| 12/1  | @ BUF | 34 | 31 W | 38,969 |
| 12/8  | @ GB  | 21 | 22 L | 77,550 |
| 12/15 | WSH   | 27 | 26 W | 70,069 |
| 12/23 | @ SF  | 24 | 34 L | 69,732 |
| 12/29 | CAR   | 20 | 21 L | 70,427 |

## 2015 (8-8) 2ND NFC SOUTH

COACH: DAN QUINN

|       |       |    |      |        |
|-------|-------|----|------|--------|
| 9/14  | PHI   | 26 | 24 W | 70,516 |
| 9/20  | @ NYG | 24 | 20 W | 77,678 |
| 9/27  | @ DAL | 39 | 28 W | 90,345 |
| 10/4  | HOU   | 48 | 21 W | 69,904 |
| 10/11 | WAS   | 25 | 19 W | 70,178 |
| 10/15 | @ NO  | 21 | 31 L | 73,018 |
| 10/25 | @ TEN | 10 | 7 W  | 63,329 |
| 11/1  | TB    | 20 | 23 L | 70,524 |
| 11/8  | @ SF  | 16 | 17 L | 70,799 |
| 11/22 | IND   | 21 | 24 L | 70,433 |
| 11/29 | MIN   | 10 | 20 L | 70,610 |
| 12/6  | @ TB  | 19 | 23 L | 58,221 |
| 12/13 | @ CAR | 0  | 38 L | 74,420 |
| 12/20 | @ JAX | 23 | 17 W | 64,016 |
| 12/27 | CAR   | 20 | 13 W | 70,981 |
| 1/3   | NO    | 17 | 20 L | 69,699 |

## YEAR-BY-YEAR RESULTS

### 2016 (11-5) 1ST NFC SOUTH

COACH: DAN QUINN

|       |      |    |    |   |        |
|-------|------|----|----|---|--------|
| 9/11  | TB   | 31 | 24 | L | 69,382 |
| 9/18  | @Oak | 35 | 28 | W | 54,081 |
| 9/26  | @NO  | 45 | 32 | W | 73,003 |
| 10/2  | CAR  | 48 | 33 | W | 70,508 |
| 10/9  | @Den | 23 | 16 | W | 76,802 |
| 10/16 | @Sea | 26 | 24 | L | 69,071 |
| 10/23 | SD   | 33 | 30 | L | 69,832 |
| 10/30 | GB   | 33 | 32 | W | 70,165 |
| 11/3  | @TB  | 43 | 28 | W | 57,797 |
| 11/13 | @Phi | 24 | 15 | L | 69,596 |
| 11/27 | Ari  | 38 | 19 | W | 69,233 |
| 12/4  | KC   | 29 | 28 | L | 69,879 |
| 12/11 | @LA  | 42 | 14 | W | 82,495 |
| 12/18 | SF   | 41 | 13 | W | 70,164 |
| 12/24 | @Car | 33 | 16 | W | 73,549 |
| 1/1   | NO   | 38 | 32 | W | 70,835 |

#### POSTSEASON

##### Divisional Playoff Game

|      |     |    |    |   |        |
|------|-----|----|----|---|--------|
| 1/14 | Sea | 36 | 20 | W | 71,155 |
|------|-----|----|----|---|--------|

##### NFC Championship Game

|      |    |    |    |   |        |
|------|----|----|----|---|--------|
| 1/22 | GB | 44 | 21 | W | 71,127 |
|------|----|----|----|---|--------|

##### SUPER BOWL LI

|      |       |    |    |   |        |
|------|-------|----|----|---|--------|
| 1/31 | vs NE | 34 | 28 | L | 70,807 |
|------|-------|----|----|---|--------|