

ARIZONA CARDINALS

WEEK 9
GAME RELEASE
#AZvsSF

Mark Dalton - Sr. Vice President, Media Relations Chris Melvin - Director, Media Relations Mike Helm - Manager, Media Relations
Imani Suber - Media Relations Coordinator Chase Russell - Media Relations Coordinator



ARIZONA CARDINALS (3-4) VS. SAN FRANCISCO 49ERS (0-8) Levi's Stadium | November 5, 2017 | 2:05 PM



THIS WEEK'S PREVIEW

The Cardinals return from their bye week to take on the San Francisco 49ers at Levi's Stadium this Sunday, in the second of Arizona's three straight games NFC West opponents. The Cardinals' current five-game win streak over the 49ers, including two in a row on the road, is their longest in the history of the series between the two teams.

This week's game marks the 53rd all-time meeting between the two teams since 1951 and the 32nd since division realignment in 2002. San Francisco holds the overall series lead, 29-23, including a 17-14 edge over the last 16 seasons, but with a victory this week, Arizona would earn its third consecutive series sweep over the 49ers.

When the Cardinals and 49ers last squared off in Week 4 earlier this season, Arizona never held the lead throughout 69 minutes and 28 seconds of game action but claimed an overtime victory on WR Larry Fitzgerald's 19-yard game-winning TD reception. Fitzgerald became the first player in NFL history with overtime TD catches in both the regular season and postseason. The game's first 27 points were scored on nine consecutive FGs by Cardinals K Phil Dawson (four) and 49ers K Robbie Gould (five), who combined to tie a single-game NFL record with nine made FGs.

Prior to the bye, the Cardinals embarked on the longest regular season road trip (5,267 miles) in franchise history for a divisional showdown against the Los Angeles Rams in London's Twickenham Stadium. Arizona lost, 33-0, but the most enduring loss came early in the second quarter when starting QB Carson Palmer left the game with a broken left arm. After returning to the U.S., Palmer underwent surgery and became the seventh Cardinals player to land on injured reserve so far this season.

Fitzgerald eclipsed another career milestone with three receptions against the Rams, making Twickenham Stadium the 40th NFL venue in which the 14-year veteran has caught a pass. He has at least one reception in every stadium he has played a game in throughout this career.

In Week 8, the 49ers fell to 0-8 on the season with a 33-10 defeat to the Philadelphia Eagles at Lincoln Financial Field. San Francisco's losses include five three-point decisions and two overtime losses, and in four of those games, opponents have scored 10 or fewer points.

After this week's road game, the Cardinals return home to face the Seahawks on Thursday Night Football. It will mark one of just two home games for Arizona in a span of 55 days (1 month, 24 days) dating back to Week 5. For San Francisco, this week's contest vs. Arizona begins a three-game home stand for the 49ers, who play five of their final eight games at Levi's Stadium.

GAME RELEASE INDEX

Page	Contents
2-3	Cardinals-49ers Series Info
4	Season Info / QB Carson Palmer Goes to IR
5	By The Numbers / What To Look For / NFL Week 7 Schedule
6	Cardinals Leadership / Michael Bidwill / Steve Keim
7	Bruce Arians Highlights
8	Cardinals Coaching Staff
9-13	Larry Fitzgerald / Adrian Peterson / Offensive Highlights
14-15	Defensive Highlights / Peterson / Jones / Dansby / Mathieu
16	Special Teams Highlights / Phil Dawson / Andy Lee / Blocked Kicks
17-20	Individual Player Notes / Transactions
21-39	Rosters / Depth Chart / 2017 Season Stats
40-54	Supplemental Bios
55	2017 NFL Standings

ARIZONA CARDINALS - 2017 SCHEDULE

Date	Opponent	Location	AZ Time
Sep. 10	@ Detroit	Ford Field	L, 23-35
Sep. 17	@ Indianapolis	Lucas Oil Stadium	W, 16-13 (OT)
Sep. 25	DALLAS^	Univ. of Phoenix Stadium	L, 17-28
Oct. 1	SAN FRANCISCO	Univ. of Phoenix Stadium	W, 18-15 (OT)
Oct. 8	@ Philadelphia	Lincoln Financial Field	L, 7-34
Oct. 15	TAMPA BAY	Univ. of Phoenix Stadium	W, 38-33
Oct. 22	@ L.A. Rams#	Twickenham Stadium	L, 0-33
BYE			
Nov. 5	@ San Francisco	Levi's Stadium	2:05 PM
Nov. 9	SEATTLE+	Univ. of Phoenix Stadium	6:25 PM
Nov. 19	@ Houston*	NRG Stadium	11:00 AM
Nov. 26	JACKSONVILLE*	Univ. of Phoenix Stadium	2:25 PM
Dec. 3	L.A. RAMS*	Univ. of Phoenix Stadium	2:25 PM
Dec. 10	TENNESSEE*	Univ. of Phoenix Stadium	2:05 PM
Dec. 17	@ Washington*	FedEx Field	11:00 AM
Dec. 24	N.Y. GIANTS	Univ. of Phoenix Stadium	2:25 PM
Dec. 31	@ Seattle*	CenturyLink Field	2:25 PM

+ Thursday Night on NBC/NFL Network

^ ESPN Monday Night Football #International Series-London

* Subject to flexible scheduling decisions

THIS WEEK'S HIGHLIGHTS

--The Cardinals and 49ers conclude their season series this week when Arizona takes its five-game winning streak vs. San Francisco into Levi's Stadium on Sunday. The Cardinals defeated the 49ers 18-15 in OT in Week 4 earlier this season.

--In 27 career games against the 49ers, WR **Larry Fitzgerald** has 158 receptions for 2,099 yards and 17 TDs. He has more receptions, receiving yards and TD receptions against San Francisco than any player in NFL history.

--Fitzgerald enters this week's game needing 52 receiving yards to pass Hall of Fame WR Tim Brown (14,934) for 6th place on the NFL's all-time list for career receiving yards.

--QB **Carson Palmer** was placed on IR last week after suffering a broken arm in Week 7 vs. the Rams. Arizona has now lost its starting QB, its first-team All-Pro RB, a Pro Bowl LG, its 2016 sack leader, its top kickoff/punt returner and its long snapper to IR so far this season.

--QB **Drew Stanton** will start at San Francisco this week. On Sunday, it will have been 396 days (exactly 1 year, 1 month) since Stanton's last start - in Week 5 at San Francisco in 2016.

--Despite having played in just seven games this season, LB **Chandler Jones** still leads the NFL with 13 tackles for loss - while his 8.0 sacks remain the most in the league among all linebackers. Jones' 8.0 sacks are the most in franchise history in the first seven games of a season.

--In his last three games, \$LB **Deone Bucannon** has recorded 31 tackles, three tackles for loss, an INT, a QB pressure and a QB hit. Bucannon totaled 14 tackles, two tackles for loss and an INT in Week 7 vs. the Rams.

--In the Cards Week 4 victory vs. the 49ers, S **Tyrann Mathieu** finished the game with a season-high 10 tackles, a sack, two tackles for loss a QB hit.

BROADCAST INFORMATION

Television: FOX / Play-By-Play: Chris Myers Analyst: Daryl Johnston Sideline: Laura Okmin

Cardinals Radio: Arizona Sports 98.7 FM / Play-By-Play: Dave Pasch Analyst: Ron Wolfley Sideline: Paul Calvisi

Cardinals Spanish Radio: Univision Deportes KHOV 105.1 FM / Play-By-Play: Gabriel Trujillo Analyst: Rolando Cantu



CARDS-49ERS CONNECTIONS

49ers Connections

Arizona's roster consists of five players who spent at least a portion of their NFL career with San Francisco: S **Antoine Bethea**, G **Alex Boone**, K **Phil Dawson**, QB **Blaine Gabbert** and P **Andy Lee**. A sixth Cardinals player - G **Mike Iupati** - is currently on injured reserve. Iupati was drafted by the 49ers in the first round (17th overall) in 2010 and spent five years with San Francisco.

Betha: Signed a three-year contract with the Cardinals this offseason after spending the previous three seasons in San Francisco. He started all 39 games played during his three years with the 49ers, totaling 312 tackles, 2.0 sacks, five INTs, two forced fumbles and a fumble recovery. Bethea was voted to the Pro Bowl in 2014 after posted 121 tackles, a sack and four INTs (1 returned 49 yards for his only career TD).

Boone: Originally signed by the 49ers as a rookie free agent out of Ohio State in 2010, Boone started 59 of the 77 games he appeared in during his time in San Francisco.

Dawson: Appeared in all 64 games during his four seasons with San Francisco, totaling 427 points. He established a career-high with 140 points in 2013. Dawson holds the franchise record for consecutive FGs made with 27 straight (Week 5-17, 2013).

Gabbert: Appeared in 15 games, with 13 starts during his three seasons with the 49ers. He completed 272 of 449 pass attempts (60.6%) for 2,994 yards and 16 TDs, adding 363 rushing yards and three TDs on 73 rush attempts.

Lee: Originally selected by the 49ers in the sixth round (188th overall) out of Pittsburgh in 2004, Lee played 11 seasons with the 49ers where he played in 176 games and set franchise records for punts (941), punting yards (43,468), gross average (46.2), net average (39.5) and punts inside the 20 (300). He was named first-team All-Pro in 2007, 2011 and 2012.

Cardinals D-Line coach **Brentson Buckner** played for the 49ers from 1998-2000.

Cardinals VP of Player Personnel **Terry McDonough** began his NFL scouting career as an intern with the 49ers in 1989.

Cardinals Connections

49ers Assistant Special Teams coach **Stan Kwan** is a Phoenix native who was the Cardinals special teams assistant/defensive quality control coach from 2001-03.

California Connections

Cardinals \$LB **Deone Bucannon** (Fairfield), RB **Elijhaa Penny** (Lakewood), C **Daniel Munyer** (Harbor City), TE **Troy Niklas** (Fullerton), DL **Frostee Rucker** (Tustin) and LB **Scooby Wright III** (Windor) are from California. Rucker helped USC capture back-to-back National Championships (2003-04), and Penny began his played at College of the Sequoias (Visalia, CA) before transferring to Idaho.

From 2010-13, Cardinals DL **Josh Mauro** played at Stanford, where he helped the Cardinal reach the Orange Bowl (2010), Fiesta Bowl (2011) and Rose Bowl twice (2012-13).

Arizona Connections

49ers NT **Earl Mitchell** played at the University of Arizona from 2006-10.

49ers QBs coach **Rich Scangarello** was the offensive coordinator and QBs coach at Northern Arizona University (2012-14), and Assistant O-Line coach **Adam Stenavich** coached the O-Line at NAU in 2014.

49ers President **Al Guido** served as the Phoenix Coyotes' senior director of ticket sales from 2004-07.

High School Connections

Cardinals CB **Patrick Peterson** and 49ers CB **Rashard Robinson** attended Blanche Ely (Pompano Beach, FL) High School before their college careers at LSU. The two trained together in Florida before Robinson entered the NFL.

College/Pro Connections

Cardinals LB **Chandler Jones** (2012-15) and 49ers QB **Jimmy Garoppolo** (2014-17) played two seasons together (2014-15) with the Patriots. Both were part of New England's Super Bowl XLIX championship squad.

Cardinals CB **Patrick Peterson** (2008-10) and S **Tyrann Mathieu** (2010-11) were teammates with 49ers S **Eric Reid** (2010-12) and offensive assistant **T.C. McCartney** (2007-10, QB) at LSU.

Cardinals WRs coach **Darryl Drake** held the same position at Texas (1998-2003) when 49ers Head Coach **Kyle Shanahan** (2001-02) and Special Teams coach **Richard Hightower** (1999-2002) played WR for the Longhorns.

Cardinals LB **Josh Bynes** (2011-13) played with 49ers LB **Elvis Dumervil** (2013-16) and FB **Kyle Juszczyk** (2013-16) and for the Ravens.

Cardinals LB **Karlos Dansby** (2014-15) and CB **Tramon Williams** (2015-16) played for the Browns with 49ers RB **Raheem Mostert** (2015) and CB **K'Waun Williams** (2014-15).

In 2015, Cardinals DL **Robert Nkemdiche** played at Ole Miss with 49ers DL **D.J. Jones**.

Cardinals TE **Jermaine Gresham** (2010-14) and DL **Frostee Rucker** (2006-12) played with 49ers CB **Leon Hall** (2007-15) in Cincinnati.

Cardinals LB **Josh Bynes** (2014-16) played for the Lions with 49ers OL **Laken Tomlinson** (2015-16).

CARDS vs. 49ERS - THE SERIES

The Cardinals and 49ers meet for the 53rd time in a series that dates back to 1951. This game will mark the 32nd meeting between the two teams since division realignment in 2002. San Francisco holds a 17-14 advantage in the series during that span but Arizona has won five straight and six of the last seven.

The Cardinals five-game win streak over the 49ers - which dates back to 2015 - is their longest winning streak in the history of the series. It also represents their longest active win streak against any opponent. With a victory this week, Arizona would have its third consecutive series sweep against San Francisco.

The Cards have a 6-3 record vs. the 49ers under head coach Bruce Arians.

Arizona enters this week's game having won two straight on the road against San Francisco. With a win the Cardinals would tie their longest road win streak in series history, when they won three straight on the road between 1951-64.

CARDS-49ERS REGULAR SEASON SERIES

- Overall Regular Season Series: 23-29
- Cardinals at Home vs. SF: 11-16
- First Meeting: 11/18/51 @ SF, W, 27-21
- Last Meeting: 10/1/17 vs. SF, W, 18-15 (OT)
- Last Cardinals Road Win: 10/6/16 @ SF, W, 33-21

2017 SEASON STATISTICS

Statistic	Cards	Rank	49ers	Rank
Points Scored/Game	17.0	27	16.6	29
Points Allowed/Game	27.3	30	27.4	31
TDs Scored	13	29t	12	31
TDs Allowed	22	27t	24	31
Rushing TDs	3	26t	6	9t
Passing TDs	9	20t	6	30
Return TDs	1	14t	0	26t
Rushing TDs Allowed	6	21t	9	31
Passing TDs Allowed	14	25t	14	25t
Return TDs Allowed	2	15t	1	9t
Sacked/Yards Lost	24/156	25t	27/202	31
Fumbles/Lost	8/3	8t	9/5	24t
Field Goals Made	10/15	22t	17/19	8t
Total Yards/Game	333.1	16	307.0	24
Opp. Total Yards/Game	352.7	24	382.0	28
Rushing Yards/Game	63.4	32	95.8	22t
Opp. Rushing Yards/Game	105.9	14	131.8	29
Passing Yards/Game	269.7	5	211.3	22
Opp. Passing Yards/Game	246.9	23	250.3	24
Turnover Ratio	-4	24t	-3	22t
Average Time of Possession	28:35	26	26:35	32

THE COACHES

Bruce Arians



54-31-1*
53-29-1
1-2
5th
5th

Overall Record 0-8-0
Regular Season Record 0-8-0
Playoff Record 0-0
Years as NFL Head Coach 1st
Years with Team 1st

Kyle Shanahan



*Includes Arians' 9-3 record as interim head coach with the Colts in 2012, for which he earned NFL Coach of the Year honors.

A two-time NFL Coach of the Year (2012, 2014), **Bruce Arians** is in his fifth season in Arizona and 25th season coaching in the NFL. Arians became an NFL head coach for the first time when the Cardinals hired him on January 17, 2013. Arizona has posted a 44-26-1 record under Arians during the regular season. Including his tenure as interim head coach with Indy in 2012, Arians has posted a 53-29-1 regular season record as head coach. Among active NFL head coaches, only Bill Belichick (65) and Pete Carroll (59) have more wins in their last 83 games.

Hired as the 20th head coach in 49ers history on February 6, 2017, **Kyle Shanahan** is in his first season at the helm in San Francisco. Now in his 14th season in the NFL coaching ranks, Shanahan spent the past nine seasons as an offensive coordinator with the Falcons (2015-16), Browns (2014), Redskins (2010-13) and Texans (2008-09). During the 2016 season, the Falcons established franchise records in yards per game (415.8), points (540) and passing yards per game (295.3) on their way to an appearance in Super Bowl LI. After playing collegiately at Duke and the University of Texas, Shanahan coached at the college level with UCLA in 2003.

FITZ'S HISTORIC NUMBERS VS. THE 49ERS

In 27 career games against the 49ers, WR **Larry Fitzgerald** has 158 receptions for 2,099 yards and 17 TDs. Of those 158 receptions, the biggest may be the most recent - his 19-yard TD catch in OT to give the Cardinals an 18-15 victory over San Francisco in Week 4 earlier this season. It was the first regular season TD in OT in his career.

Fitzgerald's success against the 49ers throughout his career has been historic. He has more receptions, receiving yards and TD receptions against San Francisco than any other player in NFL history.

Fitzgerald has more receiving yards against the 49ers (2,099) than any other active player has against any single opponent. In NFL history, only Jerry Rice (2,731 vs. Atlanta; 2,551 vs. LA Rams) has more receiving yards against any single opponent.

Fitzgerald is one of just five players in NFL history with 2,000+ receiving yards against a single opponent.

NFL History – Receiving Yards vs. Single Opponent

Rnk	Player (Years)	Yds	Opponent
1	Jerry Rice (1985-2004)	2,731	Atlanta Falcons
2	Jerry Rice (1985-2004)	2,551	St. Louis/L.A. Rams
3	Larry Fitzgerald (2004-present)	2,099	San Francisco 49ers
4	Reggie Wayne (2002-2014)	2,028	Jacksonville Jaguars
5	Jerry Rice (1985-2004)	2,025	New Orleans Saints
6	Tim Brown (1988-2004)	2,021	Kansas City Chiefs

Fitzgerald's 158 career receptions vs. San Francisco represent the fourth-best in NFL history against a single opponent.

NFL History – Receptions vs. Single Opponent

Rnk	Player (Years)	Rec	Opponent
1	Jerry Rice (1985-2004)	175	Atlanta Falcons
2t	Larry Fitzgerald (2004-present)	166	St. Louis/L.A. Rams
2t	Jerry Rice (1985-2004)	166	St. Louis/L.A. Rams
4	Larry Fitzgerald (2004-present)	158	San Francisco 49ers
5	Jason Witten (2003-present)	153	New York Giants

Fitzgerald is the only active player in the NFL with at least 17 TD receptions against a single opponent. He has accomplished that feat against both the 49ers and Rams.

NFL Leaders – TD Receptions vs. Single Opponent (Active Players)

Rnk	Player (Team)	TDs	Opponent
1t	Larry Fitzgerald (AZ)	17	49ers
1t	Larry Fitzgerald (AZ)	17	Rams
3	Antonio Gates (LAC)	16	Chiefs
4	Jason Witten (Dal)	14	Giants
5	Antonio Gates (LAC)	13	Raiders

Including his OT game-winner in Week 4, Fitzgerald has five TD receptions in his last five games against San Francisco.

Fitzgerald vs. San Francisco - BY THE NUMBERS

1.19 - Total miles that 2,099 receiving yards equates to

10 - Games with 100+ receiving yards

5 - Games with 130+ receiving yards

14 - Games with at least one TD reception

95 - 1st down receptions

16 - Receptions of 25+ yards

77.7 - Average receiving yards/game



ANOTHER START IN SAN FRANCISCO

QB **Drew Stanton** has a 6-3 record as a starter during his time in Arizona. The last time he started a game for the Cardinals was in 2016, when Carson Palmer suffered an injury vs. the Rams in Week 4 and Stanton filled in for Palmer at San Francisco in Week 5.



On Sunday - with Palmer now on IR following a broken arm suffered against the Rams in Week 7 - Stanton will again start when the Cardinals travel to San Francisco to face the 49ers.

In 2016, with the Cardinals and 49ers squaring off on a short week on Thursday Night, Stanton led Arizona to a 33-21 victory after throwing for 124 yards and a pair of TDs (with no INTs) at Levi's Stadium.

Stanton Starting against the 49ers

• Stanton's last start - a 33-21 victory at San Francisco in Week 5 last season - gave him a 6-3 record in nine career starts with Arizona. Two of those wins have come against the 49ers.

• Stanton has three career games with multiple TD passes, all of which have come in starts for Arizona. His first career multi-TD performance and last career multi-TD performance both came vs. the 49ers.

• With Arizona, Stanton has completed 29-of-61 pass attempts for 368 yards, 4 TDs, 0 INTs and an 88.7 passer rating in his two starts vs. San Francisco.

In his nine career starts for the Cardinals, Stanton has completed 140-of-263 pass attempts for 1,750 yards, 8 TDs, 5 INTs and a 76.4 passer rating.

MR. B GOING INTO AZ HALL OF FAME

In a ceremony on Wednesday, November 1 at the Scottsdale Plaza Resort, Cardinals owner **Bill Bidwill** will join former Coyotes captain Shane Doan, Grand Canyon basketball coach and former Phoenix Suns star Dan Marjerle, ASU Wrestler Anthony Robles and journalist Paola Boivin in being inducted into the Arizona Sports Hall of Fame as part of its 2017 class.



The Arizona Sports Hall of Fame honors athletes, coaches, administrators and others who have made significant contributions to Arizona sports.

Bidwill's association with the Cardinals began as a child ball boy and he is in his eighth different decade with the country's oldest continuously operated professional football franchise. Under Bidwill's leadership, the Cardinals have won three NFC West titles and the 2008 NFC Championship.

Long noted for his philanthropy, "Mr. B" has quietly but consistently impacted Arizona by supporting numerous local charities since the team's arrival in the desert in 1988. He also directed the formation of Cardinals Charities, the team's philanthropic arm dedicated to supporting Arizona causes. Since its inception, Cardinals Charities has donated more than \$10 million to worthy charitable organizations.

As Cardinals owner, Bidwill has long been at the forefront in providing opportunities to individuals regardless of race or gender. In 1978, Adele Harris became the first African American female executive in the NFL when she was hired as the Cardinals director of community relations. In 1981, Bidwill hired attorney Bob Wallace, making him the first African American to handle contract negotiations for an NFL club. Arizona was also the first NFL team with an African American GM/head coach tandem (Rod Graves/Dennis Green, 2004).

"He saw men that were capable of doing the job and wanted them to be a part of his organization," WR **Larry Fitzgerald** said of Bidwill's hiring of Green and Graves in 2004, the same year Fitzgerald was drafted. "That is how it should be. He set that standard. It makes you proud because now you see the Rooney Rule and things like that, but he was one of the people that spearheaded that."

Hall of Fame safety **Larry Wilson** played 13 legendary seasons for the Cardinals from 1960-72, and went on to hold a variety of front office titles with the team until he retired from the game in 2003. Wilson says loyalty is one of Bidwill's defining legacies. "He is probably one of the most loyal guys that I have every known," Wilson said.

TIME CHANGES THIS WEEK

Although Arizona stays on standard time throughout the year, never changing its clock forward or back, the time change, or lack thereof, does affect the Cardinals local kickoff times. That change will first affect the Cardinals in their contest this week vs. the 49ers in San Francisco.

In 2017, daylight saving time was observed on the second Sunday in March (3/12) and ends on the first Sunday in November (Nov. 5). When daylight saving time is in effect, Arizona is three hours behind the east coast making a 4 p.m. kickoff in the East a 1 p.m. kickoff in Arizona.

Beginning with the Cards Week 9 matchup vs. San Francisco this Sunday, Arizona will be only two hours behind the east coast, making a 4 p.m. kickoff in New York a 2 p.m. kickoff in Arizona.

AZ VS. SF - SERIES NOTES

MATHIEU COMES UP BIG AGAINST THE 49ERS

In the Cardinals Week 4 victory over San Francisco, S **Tyrann Mathieu** finished with a season-high 10 tackles, a sack, two tackles for loss a QB hit. According to Stats, INC. Mathieu remains one of just five players in the NFL (and only the second safety) with 10+ tackles, a sack and multiple tackles for loss in a game this season.

In seven career games against the 49ers, Mathieu has recorded 44 tackles, a sack, three INTs (1 returned for TD), six passes defensed and six tackles for loss.

DAWSON & BETHEA HELP TAKE DOWN FORMER TEAM IN WEEK 4

Playing against their former team for the first time, Cardinals K **Phil Dawson** and S **Antoine Bethea** each played a big role in Arizona's 18-15 OT victory over the 49ers in Week 4 earlier this season.

Dawson made all four of his FG attempts (29, 43, 50 and 32 yards) vs. San Francisco, giving him 12 points in the game. Bethea recorded his 20th career INT when he stepped in front of a Brian Hoyer pass in the second quarter.

PALMER THE LATEST TO LAND ON IR

Starting QB **Carson Palmer** suffered a broken arm in the Cardinals game against the Rams in Week 7 and last week became the seventh Arizona player to land on injured reserve this season.

Palmer became the fourth starter - and third starter on the offensive side of the ball - to land on IR this season, joining RB **David Johnson** (wrist), LB **Markus Golden** (knee) and G **Mike Iupati** (tricep) .

Arizona has had 14 players combine to miss a total of 49 games so far this season.

Players Lost To Injury in 2017

Player	Injury	Gms
RB T.J. Logan	Wrist (IR)	7
CB Ronald Zamort	Knee (IR)	7
G Mike Iupati	Triceps (IR)	6
RB David Johnson	Wrist (IR)	6
T D.J. Humphries	Knee	4
DL Robert Nkemdiche	Calf	4
SLB Deone Bucannon	Ankle	3
LB Markus Golden	Knee (IR)	3
G Alex Boone	Chest	2
WR John Brown	Quadricep	2
LS Aaron Brewer	Wrist (IR)	2
RB Andre Ellington	Quadricep	1
TE Jermaine Gresham	Ribs	1
DL Olsen Pierre	Ankle	1
QB Carson Palmer	Arm (IR)	-
Total		49



AZ Loses Starting QB, 2016 Sack Leader and 2016 NFL TD Leader

The loss of Palmer means Arizona is now without its starting QB (Palmer), the defender who finished third in the NFL with 12.5 sacks in 2016 (Golden), and also its All-Pro RB who led the NFL and established a franchise single-season record with 20 TDs in 2016 (Johnson).

The Cardinals lost Palmer as he ranked second in the NFL in passing yards in 2017 and was coming off one of the best games of his Cardinals tenure the week prior vs. Tampa Bay - when he completed 18-of-22 pass attempts (81.8%) for 283 yards, 3 TDs and a 139.4 passer rating.

WELL TRAVELED CARDS SOON RETURN HOME

Leading up to their bye in Week 8, Arizona played four of its first seven games on the road, including three games in the Eastern Time Zone and one across the Atlantic in London.



The Cardinals now return from their bye with a trip to San Francisco before hosting the Seahawks on Thursday Night Football in Week 10. The Cardinals matchup vs. Seattle gives Arizona just two games at University of Phoenix Stadium in a span of 55 days (1 month, 24 days) between Week 5 and 11.

After the Cardinals play at Houston in Week 11, they return home to play three straight games - and four of their final six - at home.

Dating back to the beginning of the 2013 season, the Cardinals have posted a 25-9-1 record at home under head coach **Bruce Arians**. Their .729 win percentage in that span ranks as the fifth-best total in the NFL.

NFL Leaders - Home Win Percentage (2013-17)

Rnk	Team	Pct.	W	L	T
1	New England	.838	31	6	0
2	Seattle	.829	29	6	0
3	Denver	.806	29	7	0
4	Green Bay	.736	26	9	1
5	Arizona	.729	25	9	1

Below is a look at the organization's success at University of Phoenix Stadium compared to 18 seasons at Sun Devil Stadium.

Overall Comparison	11+ seasons at UoP Stadium	18 seasons at SD Stadium
Sellouts	119	12
Regular Season Record	94-88-1	100-188
Regular Season Win %	.516	.347
Regular Season Home Record	58-32-1	64-80
Home Win %	.643	.444
Postseason Record	5-4	1-1
Postseason Home Record	4-0	0-0
Seasons with Winning Record	5	1
Best Regular Season Record	13-3	9-7
Week 1 Home Openers	7 (5-2)	0
Postseason Berths	4	1
Division Titles	3	0
Conference Championship Games	2	0
Super Bowl Appearances by Cardinals	1	0
Super Bowls Hosted at Stadium	2	1
Pro Bowls Hosted	1	0

CARDS LOSE ONE OF NFL'S PASSING LEADERS

Entering the Cardinals Week 7 game vs. Los Angeles, QB **Carson Palmer** was coming off one of the best performances of his career (vs. Tampa Bay) and had thrown 7 TD passes to just 2 INTs in the previous four games.

He had also thrown for 1,856 yards in 2017, the highest total in franchise history in the first six games of a season. Only Patriots QB Tom Brady (1,959) had more passing yards than Palmer through Week 6.

NFL Leaders - Passing Yards (Through Week 6 - 2017)

Rnk	Player (Team)	Yards
1	Tom Brady (NE)	1,959
2	Carson Palmer (AZ)	1,856
3	Alex Smith (KC)	1,637
4	Philip Rivers (LAC)	1,633
5	Carson Wentz (Phi)	1,584



Having completed 154-of-249 pass attempts (61.8%) for 1,856 yards through six games, Palmer was on pace for a number of career and Cardinals franchise records.

Statistic	2017	Pace	Career High	Franchise Record
Passing Yards	1,856	4,950	4,671	4,671 (Palmer, '15)
Pass Attempts	249	664	597	598 (Warner, '08)
Pass Completions	154	411	373	401 (Warner, '08)

WINNING IN OVERTIME

In NFL history, only the Broncos (28) have more overtime wins than the Cardinals (26). Two of Arizona's three victories this season have come in OT.

NFL History - Total OT Victories

Rnk	Team	Wins
1	Denver	28
2	Arizona	26
3t	Washington	25
3t	Chicago	25
5	NY Jets	24



Arizona's .611 win percentage (26-16-3) in their 45 overtime contests ranks second in NFL history.

NFL History - Total OT Victories

Rnk	Team	Win%	Record
1	Washington	.619	25-15-2
2	Arizona	.611	26-16-3
3	Denver	.604	28-18-2
4	Pittsburgh	.593	22-16-2
5	Buffalo	.571	20-15-0

Since beginning play at University of Phoenix Stadium in 2006, the Cardinals are 8-2-1 in OT home games during the regular season. Their eight OT wins during that span are the most in the NFL.

Arizona has never lost an overtime game under head coach **Bruce Arians**. Including postseason, the team is 4-0-1 in those contests.

SCORING ON DEFENSE

In the season opener at Detroit in Week 1, CB **Justin Bethel** intercepted a Matthew Stafford pass in the first quarter and returned it 82 yards for a TD. It was Bethel's second INT return TD in as many games (66-yard INT return at LA Rams in 2016 finale).

Dating back to 2013, the Cardinals have 19 total defensive TDs (14 INT returns, 5 Fumble Returns). Only Kansas City (21) has more during that span.

NFL Team Leaders - Defensive TDs (2013-17)

Rnk	Team	Touchdowns (Type)
1	Kansas City	21 (14 INT, 7 Fumble)
2	Arizona	19 (14 INT, 5 Fumble)
3t	Denver	15 (11 INT, 4 Fumble)
3t	Tampa Bay	15 (12 INT, 3 Fumble)
3t	Philadelphia	15 (10 INT, 5 Fumble)



Arizona is tied with Kansas City for the NFL lead with 14 INT return TDs during that span.

RETURNING FOR BETTCHER

Under defensive coordinator **James Bettcher** (2015-17), the Cardinals defense has posted 10 total TDs (7 INT, 3 FR). Only Kansas City (13) has more defensive TDs over that span.

NFL Leaders - Defensive TDs (2015-17)

Rnk	Team	Touchdowns (Type)
1	Kansas City	13 (8 INT, 5 Fumble)
2t	Arizona	10 (7 INT, 3 Fumble)
2t	Denver	10 (8 INT, 2 Fumble)
4t	Atlanta	9 (4 INT, 5 Fumble)
4t	Philadelphia	9 (7 INT, 2 Fumble)

BY THE NUMBERS

5

Consecutive wins for the Cardinals in their series against the 49ers. Arizona's current five-game win streak vs. San Francisco is their longest in the history of the series between the two teams.

396

Days it will have been, on Sunday, since QB Drew Stanton made his last start. Stanton's start at San Francisco this week will come exactly 1 year, 1 month after his last start - in Week 5 at San Francisco in 2016.

2,099

Receiving yards for WR Larry Fitzgerald in 27 career games against the 49ers. He is one of just five players in NFL history with at least 2,000 career receiving yards vs. a single opponent.

17

Receiving TDs for Fitzgerald in his career vs. San Francisco. Fitzgerald is the only active player in the NFL with at least 17 TD receptions vs. a single opponent - and he has done so vs. both the 49ers (17) and Rams (17). Fitzgerald has five TD catches in his last five games vs. SF.

105

Receiving yards for WR Jaron Brown in Week 4 vs. San Francisco. Brown established single-game career highs for both receptions (8) and receiving yards (105) vs. the 49ers.

7

Arizona players currently on injured reserve. QB Carson Palmer (arm) became the seventh when he was placed on IR last week.

49

Combined games missed due to injury by 14 different Cardinals players so far this season.

119

Consecutive sellouts for the Cardinals at University of Phoenix Stadium. Arizona has sold out every game (preseason and postseason included) at the venue since it opened in 2006.

5-1-1

Arizona's record in its last seven games against division opponents.

26

All-time overtime wins for the Cardinals, including two so far this season. In NFL history only Denver (28) has more OT wins than Arizona.

.611

Cardinals all-time winning percentage in OT (26-16-3). In NFL history only Washington (.619) has a better OT winning percentage than Arizona.

44

Wins for head coach Bruce Arians during his tenure in Arizona. Only Ken Whisenhunt (49) has more wins among head coaches in team history.

19

Road wins for the Cardinals under Arians. With one more road victory, Arians would establish a new franchise record for a head coach.

31.5

Sacks for LB Chandler Jones dating back to the beginning of the 2015 season. That is tied with Denver's Von Miller for the highest total in the NFL during that span.

8.0

Sacks for Jones this season, the highest total among NFL linebackers. That also represents the highest total in franchise history for any player in the first seven games of a season.

13

Tackles for loss for Jones this season. That is the highest total in the NFL in 2017.

11,983

Career rushing yards for RB Adrian Peterson, who needs 92 yards to pass Hall of Fame RB Thurman Thomas (12,074) for 15th place on the NFL's all-time rushing yardage list. Peterson needs 138 yards to pass Hall of Fame RB Franco Harris (12,120) for 14th place.

55

Tackles for S Tyvon Branch this season. Branch ranks third among NFL DBs in tackles in 2017.

1,739

Career points for K Phil Dawson, who passed K Norm Johnson (1,736) for 11th place on the NFL's all-time scoring list after totaling eight points in the win over Tampa Bay in Week 6.

31

Tackles for \$LB Deone Bucannon in his last three games. That includes a season-high 14 tackles against the Rams in Week 7.

WHAT TO LOOK FOR...

WITH A WIN THIS WEEK...

- Arizona would have six consecutive wins against the 49ers, extending their longest win streak in the history of the series.
- The Cardinals would earn their third consecutive season sweep of San Francisco, a first in the history of the division rivalry.

MILESTONES WITHIN REACH

WR Larry Fitzgerald

- With a reception, Fitzgerald would extend his consecutive games with a catch streak to 203.
- With 52 receiving yards, Fitzgerald would pass Hall of Fame WR Tim Brown (14,934) for 6th place on the NFL's all-time list for career receiving yards.
- With a TD reception, Fitzgerald would have 18 career TD catches vs. San Francisco, including six in the last six games.

RB Adrian Peterson

- With a rushing TD, Peterson would have 100 rushing TDs for his career. He would become just the ninth player in NFL history with 100+ career rushing TDs and he would tie Hall of Fame RB Marshall Faulk and Shaun Alexander for 7th place on the NFL's all-time list for career rushing TDs
- With 92 rushing yards, Peterson would pass Hall of Fame RB Thurman Thomas (12,074) for 15th place on the NFL's all-time rushing yardage list.

LB Chandler Jones

- With a sack, Jones (9.0) would join Simeon Rice (9.0 in 1999) as the only players in team history with 9.0+ sacks through the first eight games of a season.

LB Karlos Dansby

- With an INT, Dansby would have 20 INTs for his career. Along with his 42.0 sacks, he would become the fifth player in NFL history with 40.0+ career sacks and 20+ career INTs (Seth Joyner, Ray Lewis, Wilber Marshall, Brian Urlacher).

CARDINALS PRONUNCIATIONS

S Antoine Bethea	ANN-twahn / buh-THAY
G/C Evan Boehm	BAME (like Name)
WR Jaron Brown	juh-RON
\$LB Deone Bucannon	day-OWN
S Tyrann Mathieu	TY-run (like Byron) / Matthew
DL Josh Mauro	MORE-oh
TE Ifeanyi Momah	ee-FAH-nee / MOE-ma
DL Robert Nkemdiche	kim-DEE-chee
LB Haason Reddick	HUH-sahn
T Jared Veldheer	vell-DEER
CB Tramon Williams	truh-MON
DL Xavier Williams	ex-ZAVE-yer

NFL SCHEDULE - WEEK 9

Below is a look at the NFL schedule for Week 9 of the regular season.

TEAMS ON BYE: Bears, Browns, Chargers, Vikings, Patriots, Steelers

Thursday, November 2

Buffalo Bills at New York Jets - 5:25 PM (NFLN)

Sunday, November 5

Indianapolis Colts at Houston Texans - 11:00 AM (CBS)
 Cincinnati Bengals at Jacksonville Jaguars - 11:00 AM (CBS)
 Tampa Bay Buccaneers at New Orleans Saints - 11:00 AM (FOX)
 Los Angeles Rams at New York Giants - 11:00 AM (FOX)
 Atlanta Falcons at Carolina Panthers - 11:00 AM (FOX)
 Denver Broncos at Philadelphia Eagles - 11:00 AM (CBS)
 Baltimore Ravens at Tennessee Titans - 11:00 AM (CBS)
Arizona Cardinals at San Francisco 49ers - 2:05 PM (FOX)
 Washington Redskins at Seattle Seahawks - 2:05 PM (FOX)
 Kansas City Chiefs at Dallas Cowboys - 2:25 PM (CBS)
 Oakland Raiders at Miami Dolphins - 6:30 PM (NBC)

Monday, November 6

Detroit Lions at Green Bay Packers - 6:30 PM (ESPN)

MEDIA SCHEDULE - WEEK 9

The Cardinals practice and media schedule for this week is listed below. Practice is open each day for approximately the first 20 minutes and the locker room will be open for 45 minutes. All requests for assistant coach availability need to be made in advance through the Cardinals Media Relations staff.

Wed, 11/1	11:00 AM - Practice 49ers Conference Call 12:25 PM - Head Coach Kyle Shanahan HC Bruce Arians and QB Drew Stanton available at approx. 1:00 PM and players available in locker room
Thur, 11/2	11:10 AM - Practice Coordinators James Bettcher (Defense), Harold Goodwin (Offense) and Amos Jones (Special Teams) available following practice at approx. 1:00 PM and players available in locker room
Fri, 11/3	11:00 AM - Practice Head coach Bruce Arians available at approx. 12:30 PM and players available in locker room
Sun, 11/5	Cardinals at 49ers, 2:05 PM - Levi's Stadium

ELEVATING THE FRANCHISE

The 2017 season is the 11th since **Michael Bidwill** took over as team President in 2007. During that time, his leadership has transformed the franchise – both on and off the field.

Arizona's on-field accomplishments during Bidwill's tenure include a four-year stretch (2013-16) that saw the team win more games (41) than in any other four-year span in the franchise's long history.

Highlights of Bidwill's tenure as team President

- The Cardinals have gone .500 or better in seven of 10 seasons (just twice in previous 20 years) and posted four double-digit win seasons (none in previous 20). The team has a 94-81-1 record under Bidwill, including the postseason.

- Of the team's seven all-time postseason wins, five have come during Bidwill's 10 years as team president. Arizona has played in nine postseason contests since Bidwill took over in 2007. The Cardinals played just seven total playoff games in their entire history prior to his tenure.

- Arizona has appeared in the NFC Championship Game twice in Bidwill's time as president (2008, 2015), including a victory in the 2008 conference title game that led to the franchise's first-ever Super Bowl appearance (Super Bowl XLIII).

- The 2015 season was a banner year for the organization as the team won the NFC West, set a franchise record for wins in the regular season (13) and earned the first postseason bye in team history.

Cardinals Under Michael Bidwill (2007-Present)

Statistic	Totals
Regular Season Record	89-77-1
Postseason Record	5-4
Overall Record	94-81-1
Regular Season Win Pct.	.536
Win Pct. – NFL Rank	t-12th
Avg. Wins Per Season (2007-16)	8.6
Regular Season Home Record	55-27-1
Postseason Home Record	4-0
Overall Home Record (RS+post)	59-27-1
Regular Season Home Win Pct.	.669
Home Win Pct. – NFL Rank	6th
Season with .500 Record or Better	7
Seasons with 9+ Wins	5
Seasons with 10+ Wins	4
Best Regular Season Record	13-3
Postseason Berths	4
Division Titles	3
Conference Championship Games	2
Super Bowl Appearances	1
Pro Bowl Selections	39
Primetime Games	24

ELEVATING THE CARDINALS INTO PRIMETIME

The Cardinals success under Bidwill has greatly elevated the team's popularity both locally and nationally. Locally, the team established a host of franchise records for the TV broadcasts over the last three seasons. Nationally, the team's exposure is at an all-time high. The Cardinals have played in nine primetime games over the last three seasons, posting a 6-2-1 record in those contests. Arizona played an unprecedented five primetime games during the 2015 regular season and posted a perfect 5-0 record those matchups.

Bidwill also oversaw the team's appearance in the groundbreaking Amazon Original series *All or Nothing: A Season with the Arizona Cardinals*, which chronicled the 2015 Cardinals season. Produced by NFL Films, the eight-episode series was awarded the Sports Emmy for Outstanding Serialized Sports Documentary in May of 2017.



KEIM'S SUCCESSFUL RUN AS GM

Steve Keim was promoted to General Manager on January 8, 2013 after 14 seasons in the Cardinals organization. In four-plus seasons since his promotion, the Cardinals have posted a 44-26-1 record and Keim has developed into one of the league's most highly respected GMs.

Named the 2014 Sporting News NFL Executive of the Year in a vote of NFL coaches and team executives, Keim also earned back-to-back NFL Executive of the Year honors from the editors of Pro Football Talk (2013-14).

The teams put together by Keim during his time as GM have been some of the most successful in franchise history. In 2015 when the Cardinals won 13 games and earned its first-ever post-season bye.



GM STEVE KEIM - BY THE NUMBERS

- .627** Cards win percentage under Keim, tied for 7th best in the NFL since '13
- 41** Wins in Keim's 1st 4 seasons – most in any 4-year span in team history
- 50** Players - on Cards current 53-man roster - brought in by Keim
- 819** Roster moves by Cardinals during Keim's 1st 48 months as GM
- 18** Pro Bowl selections in last 4 seasons
- 3** Seasons AZ finished year with top-10 defense (#2 in 2016)
- 2** Seasons AZ finished year with top-10 offense (#1 in 2015)

BIDWILL'S HOME RUN HIRES

In a nine-day span in January of 2013, Cardinals President **Michael Bidwill** hired GM **Steve Keim** (Jan. 8) and head coach **Bruce Arians** (Jan. 17). In the resulting four seasons, the Cardinals won more games (41) than any other four-year span in franchise history.

Keim was one of seven GMs hired in 2013 and is one of just three who still holds his position.



GMs Hired in January 2013

GM Name	Date Hired	Team Record Since '13
Steve Keim, AZ	January 8	44-26-1 (.627)
David Caldwell, Jax	January 8	19-52 (.268)
Tom Telesco, LAC	January 9	30-42 (.417)
Dave Gettleman, Car*	January 9	45-26-1 (.632)
John Dorsey, KC*	January 14	49-23 (.681)
John Idzik, NYJ*	January 18	30-42 (.417)
Mike Lombardi, Cle*	January 18	15-57 (.208)

*No longer with team

In January 2013, there were eight head coach openings. None were hired later than Arians, who along with Kansas City's Andy Reid, are the only two who still hold their jobs.

Head Coaches Hired in January 2013

Coach Name	Date Hired	Team Record Since '13
Andy Reid, KC	January 4	49-23 (.681)
Doug Marrone, Buf*	January 6	35-36 (.493)
Rob Chudzinski, Cle*	January 10	15-57 (.208)
Mike McCoy, LAC*	January 15	30-42 (.417)
Marc Trestman, Chi*	January 16	25-47 (.347)
Chip Kelly, Phi*	January 16	41-31 (.569)
Gus Bradley, Jax*	January 17	19-52 (.268)
Bruce Arians, AZ	January 17	44-26-1 (.627)

*No longer with team

ALLEN & THE BIDWILL FELLOWSHIP

Prior to the 2015 season, the Cardinals established the *Bill Bidwill Coaching Fellowship*, a program to provide recently-retired NFL players with the opportunity to gain coaching experience at the highest level. Former Pro Bowl RB **Terry Allen** is in the first year of his fellowship this season, coaching alongside Freddie Kitchens in the RBs room.

The inaugural participant former Pro Bowl LB **Levon Kirkland**, who spent two seasons (2015-16) assisting LBs coach **Bob Sanders**



As Cardinals owner, **Bill Bidwill** has long been at the forefront in providing opportunities to individuals regardless of race or gender. In 2010, he was honored with the Fritz Pollard Alliance's Paul "Tank" Younger Award for promoting diversity in the NFL. In 1978, Adele Harris became the first African American female executive in the NFL when she was hired as the Cardinals director of community relations. In 1981, Bidwill hired attorney **Bob Wallace**, making him the first African American to handle contract negotiations for an NFL club. Arizona was also the first NFL team with an African American GM/head coach tandem (**Rod Graves/Dennis Green**, 2004).

BIDWILL TO RECEIVE MUSIAL AWARD

Later this month, Cardinals team President **Michael Bidwill** is set to be honored at the Musial Awards in St. Louis after he reached out to help the local chapter of the National Football Foundation.

The St. Louis Tom Lombardo chapter of the NFF faced a shortage in funding and needed help with its annual banquet honoring local scholar-athletes in high school football. Bidwill responded with a check for \$10,000.

"Michael Bidwill's actions embody the goodness and decency we seek to celebrate with the Musial Awards," said Frank Viverito, president of the St. Louis Sports Commission. "This was something he certainly did not have to do and did not seek credit for. In light of everything, he sets a perfect example of what it means to be a 'good sport.'"

Bidwill is a member of the NFF Hall of Fame. In January of 2016, he and Arizona Governor **Doug Ducey** were inducted into the NFF Hall of Fame for their roles in helping shape the economic future of the state.

ARIANS GETS WIN #44 IN ARIZONA

The Cardinals victory over the Buccaneers in Week 6 was the 44th victory for head coach **Bruce Arians**. He sits alone in second place on the franchise all-time wins list.

Arians needs just six more wins to pass Ken Whisenhunt (49) as the winningest head coach in franchise history.

Franchise History – Wins by Head Coach

Rnk	Coach (Years)	Wins
1	Ken Whisenhunt (2007-12)	49
2	Bruce Arians (2013-17)	44
3	Don Coryell (1973-77)	42
4	Jim Hanifan (1980-85)	39
5t	Charley Winner (1966-70)	35
5t	Jimmy Conzelman (1940-42, 46-48)	35



Arizona has a 19-17 record on the road under Arians, and his 19 wins are tied for the highest total in team history.

Franchise Record – Road Wins By Head Coach

Rnk	Coach	Wins
1t	Bruce Arians	19
1t	Don Coryell	19
1t	Jimmy Conzelman	19
4	Jim Hanifan	18
5	Wally Lemm	16

ARIANS IN 83 GAMES AS HEAD COACH

Arians is 18 games over .500 as the Cardinals head coach (44-26-1) in the regular season. Including his 9-3 record as an interim head coach with Indy in 2012, he is 24 games over .500 as an NFL head coach (53-29-1). Among active head coaches, only Bill Belichick (65) and Pete Carroll (59) have more wins than Arians (53) in his last 83 games.

NFL Head Coaches In Their Last 83 Games

W-L	Coach (Team)
65-18	Bill Belichick (New England)
59-23-1	Pete Carroll (Seattle)
53-29-1	Bruce Arians (Arizona/Indianapolis)
53-29-1	Mike McCarthy (Green Bay)
50-33	Andy Reid (Kansas City/Philadelphia)
49-32-2	Marvin Lewis (Cincinnati)
48-35	John Fox (Chicago/Denver)

Below is a breakdown of Arians' regular season record as a head coach:

Arians as an NFL Head Coach

Team (Year)	W-L	Pct
Indianapolis (2012)	9-3	.750
Arizona (2013)	10-6	.625
Arizona (2014)	11-5	.688
Arizona (2015)	13-3	.813
Arizona (2016)	7-8-1	.469
Arizona (2017)	3-4	.429

IN THE ARIANS ERA

Below is a breakdown of the Cardinals regular season win-loss record during **Bruce Arians'** tenure at the helm:

Statistic	W-L
Record	44-26-1
At Home	25-9-1
On the Road	19-17
Primetime Games	9-4-1
Indoors	25-12-1
Outdoors	19-14
On Natural Grass	35-18-1
Vs. NFC	32-21-1
Vs. AFC	12-5
When Winning Turnover Battle	26-2
When Scored First	28-10-1
When Opp. Scores First	16-16
Out-Rush Opponent	35-4-1
Cardinals Have 100-Yard Rusher	10-1-1
Scoring 20 Points or More	35-13
Allowing 20 Points or Fewer	34-3-1
Scoring 30 Points or More	20-1
Led at Halftime	27-3-1
Led After 3rd Quarter	35-4-1
Won the Coin Toss	25-14
Lost the Coin Toss	19-12-1
September	10-6
October	11-9-1
November	11-4
December	11-6
January	1-1

CARDS UNDER ARIANS

- His 41 wins between 2013-16 were more than any head coach in Cardinals history through any four-year span and only four teams – New England (50), Denver (46), Seattle (45) and Kansas City (43) – had more wins than Arizona in that span.

- In 2014, became just the second coach in franchise history (Don Coryell, 1974) to be named the *Associated Press* Coach of the Year.

- In 2015, Arians led the Cards to their first division title since 2009, their first-ever postseason bye and their second-ever appearance in the NFC Championship Game.

- Under Arians, the Cardinals tied the then-franchise record with 11 wins in 2014 before establishing a new franchise record for wins (13) in 2015.

- In 2015, the Cardinals established a new franchise single-season record with seven road wins. In 2014, Arizona finished the regular season with a 7-1 record at home, the most home wins for the franchise in a season since 1925 (11).

- In the previous two seasons (2015-16) the Cardinals posted the #1 (489 in 2015) and #4 (418 in 2016) single-season point totals in franchise history.

- In 2015, the Cardinals posted the #1 offense in the NFL for the first time in franchise history. Arizona has ranked in the top-10 in both offense and defense in each of the last two seasons.

TWO-TIME COACH OF THE YEAR

Bruce Arians was named the *Associated Press* 2014 NFL Coach of the Year after leading the Cardinals to an 11-5 record and a postseason berth.

It marked the second time in three years Arians was awarded NFL Coach of the Year honors (Indianapolis, 2012). He became the first coach in NFL history to be named Coach of the Year multiple times in a three-year span with multiple teams.

Arians is one of 12 coaches in NFL history to win the award multiple times and the sixth to be honored with multiple teams. He is also one of just six coaches in NFL history to earn *AP* Coach of the Year honors twice in a three-year span.

Multiple Coach of the Year Award Winners

COY	Coach (Teams and Years)
4	Don Shula (1972 Miami, 1968, 1967*, 1964 Baltimore)
3	Bill Belichick (2010, 2007, 2003 New England)
3	Chuck Knox (1984 Seattle, 1980 Buffalo, 1973 LA Rams)
2	Bruce Arians (2014 Arizona, 2012 Indianapolis)
2	Ron Rivera (2015, 2013 Carolina)
2	Dan Reeves (1998 Atlanta, 1993 NY Giants)
2	Bill Parcells (1994 New England, 1986 NY Giants)
2	Mike Ditka (1988, 1985 Chicago)
2	Joe Gibbs (1983, 1982 Washington)
2	George Allen (1971 Washington, 1967* LA Rams)
2	George Halas (1965, 1963 Chicago)
2	Allie Sherman (1962, 1961 NY Giants)

*1967 co-winners Shula and Allen

+Coaches in bold have won with multiple teams

In 2012, Arians was named NFL Coach of the Year after serving 12 games as the Colts interim head coach while Chuck Pagano was treated for leukemia. He led the Colts to a 9-3 record and a playoff berth while tying the NFL record for the most wins ever by an interim coach.

NFC coaches, including four straight by Arians and Panthers Ron Rivera (2012-15), have combined to win the last six *AP* Coach of the Year awards.

Recent AP NFL Coach of the Year Winners

Year	Coach (Team)
2016	Jason Garrett (Dallas)
2015	Ron Rivera (Carolina)
2014	Bruce Arians (Arizona)
2013	Ron Rivera (Carolina)
2012	Bruce Arians (Indianapolis)
2011	Jim Harbaugh (San Francisco)
2010	Bill Belichick (New England)

WINS BY DIVISION UNDER BA

The Cardinals have a 14-11-1 record against the NFC West and a 30-15 record against teams outside the division under Arians.

Cardinals Divisional Records Under Arians

Division	W-L	Division	W-L
NFC West	14-11-1	AFC West	3-1
NFC East	6-3	AFC East	1-3
NFC North	6-2	AFC North	3-1
NFC South	6-5	AFC South	5-0

This week, the Cardinals travel to San Francisco to square off against the 49ers. Arizona is 6-3 vs. San Francisco under Arians and have won five consecutive games, including two on the road, against their division rival.

A STELLAR FIRST TWO SEASONS

Now in his sixth NFL season and fifth with the Cardinals, **James Bettcher** is in his third year as defensive coordinator.

Bettcher's first two seasons as the Cardinals defensive coordinator saw the team become one of the NFL's top-ranked units.

The Cardinals featured the NFL's #2 ranked defense in 2016 after having the #5 ranked defense in Bettcher's first season as defensive coordinator in 2015. It is the first time in team history the Cardinals have gone consecutive seasons with one of the league's top-five defenses. The #2 ranking in 2016 is the top defensive ranking in franchise history.



In 2016 the Cardinals finished the season with an NFL-high 48 sacks. It marked just the second time in franchise history (59.0 in 1983) the Cardinals led the NFL in sacks. Arizona also led the NFL with 105 tackles for loss in '16.

Below is a look at where the Cardinals ranked in the NFL in a number of different categories in their first two seasons under Bettcher:

NFL Defensive Rankings (2015-16)

Statistic	Total	Rank
Total Defense (YPG)	313.4	4th
Takeaways	61	3rd
Interceptions	33	t-4th
Forced Fumbles	36	t-2nd
Defensive Touchdowns	9	t-2nd
INT Returns for Touchdowns	6	t-3rd
Sacks	84	t-4th
Tackles for Loss	196	1st
Opponent Pass Yards/Game	220.4	4th
Opponent Rush Yards/Game	93.1	4th
Opponent Rush Yards/Attempt	3.74	3rd
Opponent Total First Downs	577	2nd

AZ ONE OF THE BEST UNDER GOODY

When **Harold Goodwin** was named the Cardinals offensive coordinator in 2013, he was handed the reins of an offense that - in 2012 - finished the year as the league's 32nd ranked unit. Things changed quickly under his watch.

In 2015 - his third at the helm of the offense - the Cardinals had the top ranked offense in the NFL for the first time in franchise history. The team also set team single-season records for points (489), TDs (59), TD passes (35), total net yards (6,533), first downs (373) and first downs passing (237).



The Cardinals followed that up by posting the league's #9 ranked offense in 2016. Dating back to the 1970 NFL-AFL merger, it marks just the fourth time in franchise history - and first time since 1987-88 - that the Cardinals offense ranked in the top-10 in consecutive seasons.

Offensive Highlights Under Goodwin

• No team in the NFL scored more TDs over the previous two seasons (2015-16) than the Cardinals (109).

- Arizona ranked in the top-10 in total offense each of the last two seasons (#1 in 2015; #9 in 2016).
- The Cardinals also ranked in the top-10 in scoring differential in each of the last two years (+176, 2nd in 2015; +56, 7th in 2016).
- Arizona posted two of the top five single-season point totals in franchise history in the last two seasons (489, #1 in 2015; 418, #4 in 2016).
- The Cardinals scored 40+ points in a game and NFL-high seven times over the past two seasons (2015-16). That is as many games as the team scored 40+ points in the previous 19 seasons combined.

GOODWIN MAKES IT 11 IN A ROW WITH ARIANS

Goodwin was named Cardinals offensive coordinator on 1/21/13 after working as the Indianapolis Colts offensive line coach in 2012. Cards head coach Bruce Arians was the Colts offensive coordinator/interim head coach that year.

The 2017 season is the 11th consecutive year Goodwin has worked under Arians after previous assignments with Pittsburgh (2007-11) and Indianapolis (2012).

A GLANCE AT THE COACHING STAFF

The Cardinals coaching staff features a few new faces in 2017 - and a few familiar faces in new positions.

Former NFL QB **Byron Leftwich**, an intern with the Cardinals last season, took over as QBs coach. **Freddie Kitchens**, the team's QBs coach the last four seasons, coaches RBs. An offensive assistant the last four seasons, **Kevin Garver** was promoted to Assistant WRs coach.

Former Pro Bowl RB **Terry Allen** joined the staff through the Bill Bidwill Fellowship.

Combined Coaching Experience

Coach	NFL	College
Bruce Arians	24	18
Tom Moore	38	13
James Bettcher	5	9
Harold Goodwin	13	9
Amos Jones	10	21
Terry Allen	-	2
Anthony Blevins	4	-
Brentson Buckner	4	-
Mike Chiurco	2	-
Rick Christophel	4	33
Darryl Drake	13	21
Larry Foote	2	-
Kevin Garver	4	6
Steve Heiden	4	1
Roger Kingdom	3	10
Freddie Kitchens	11	7
Byron Leftwich	-	-
Buddy Morris	6	19
Anthony Piroli	1	4
Tom Pratt	38	7
Nick Rapone	4	32
Kevin Ross	11	-
Bob Sanders	16	22
Larry Zierlein	12	21
Totals	229	255

COACHES BY DECADE OF BIRTH

Bruce Arians' 24-member coaching staff features coaches born in each decade from the 1930s through the 1980s.

The staff's most senior coach - 78-year old Tom Moore - and its youngest coach - 30-year old Kevin Garver - are separated by 48 years.

1930s

Tom Pratt, 1935
Tom Moore, 1938

1940s

Larry Zierlein, 1945

1950s

Bruce Arians, 1952
Rick Christophel, 1952
Bob Sanders, 1953
Nick Rapone, 1956
Darryl Drake, 1956
Buddy Morris, 1957
Amos Jones, 1959

1960s

Kevin Ross, 1962
Roger Kingdom, 1962
Terry Allen, 1968
Mike Chiurco, 1968

1970s

Brentson Buckner, 1971
Harold Goodwin, 1973
Freddie Kitchens, 1974
Anthony Blevins, 1976
Steve Heiden, 1976
James Bettcher, 1978

1980s

Larry Foote, 1980
Byron Leftwich, 1980
Anthony Piroli, 1985
Kevin Garver, 1987

EXPERIENCED MENTORS

The Cardinals have two assistant coaches - Assistant Head Coach/Offense **Tom Moore** and Pass Rush Specialist **Tom Pratt** - who are both in their 39th season as NFL assistants in 2017. The duo has more experience among active NFL assistants than any other coach in the NFL outside of Tennessee's Dick LeBeau (45th season).



During their combined NFL tenures, Moore (whose first season as an NFL assistant came in 1977 with the Steelers) and Pratt (who began his NFL coaching tenure in 1963 with the Chiefs) have mentored 14 total players who went on to earn a spot in the Pro Football Hall of Fame.

TOM MOORE

• Has coached Hall of Famers **Lynn Swann, John Stallworth, Terry Bradshaw, Franco Harris, Mike Webster, Barry Sanders, Marshall Faulk, Randall McDaniel, Kris Carter** and **Marvin Harrison**, and has worked under Hall of Fame coaches **Chuck Noll** and **Tony Dungy**.

TOM PRATT

• Has coached four players who have been inducted into the Pro Football Hall of Fame (**Buck Buchanan, Derrick Thomas, Curley Culp** and **Warren Sapp**).

105TH SEASON BETWEEN THEM

Combined with their experience coaching in college and in other professional leagues, Moore is in his 53rd year coaching in 2017 and Pratt is in his 52nd.

GET 2017 MEDIA GUIDE ONLINE

The Arizona Cardinals 2017 Media Guide is available online through the team's official website. The guide can be accessed by visiting the following link: <http://www.azcardinals.com/news/media-guide.html>.



The 2017 version of the media guide contains:

- Front Office/Coaching/Player Bios
- 2016 Season in Review
- Team Records
- Franchise History
- Media Contacts, Stadium Info, NFL Weekly Schedule

AMONG THE ALL-TIME GREATS

WR **Larry Fitzgerald** has continued his climb up the NFL's all-time receiving lists this season. *With 45 receptions for 494 yards and three TDs in 2017, Fitzgerald now has 1,170 career receptions for 14,883 yards and 107 TDs. He ranks 3rd all-time in receptions, 7th in receiving yards and 8th in TD receptions.*



After catching three passes in Week 7 vs. Los Angeles, Fitzgerald now has 1,170 career receptions, which ranks 3rd on the NFL's all-time receptions list.

NFL All-Time Receptions Leaders				Rec.
Rnk	Rec	Player	Years	To Pass
1	1,549	Jerry Rice+	1985-2004	380
2	1,325	Tony Gonzalez	1997-2013	156
3	1,170	Larry Fitzgerald*	2004-	-
4	1,123	Jason Witten*	2003-	-
5	1,102	Marvin Harrison+	1996-2008	-

+Hall of Fame Inductee *Active in 2017

In Week 3 vs. Dallas, Fitzgerald passed Hall of Fame WR Marvin Harrison (14,580) for eighth place on the NFL's all-time receiving yardage list. *In Week 6 vs. Tampa Bay, Fitzgerald passed WR Steve Smith (14,731) for seventh place. He enters this week's game needing just 52 yards to pass Hall of Fame WR Tim Brown (14,934) for sixth place.*

NFL All-Time Receiving Yardage Leaders				Yds Needed
Rnk	Yards	Player	Years	To Pass
1	22,895	Jerry Rice+	1985-2004	8,013
2	15,934	Terrell Owens	1996-2010	1,052
3	15,292	Randy Moss	1998-2012	410
4	15,208	Isaac Bruce	1994-2009	326
5	15,127	Tony Gonzalez	1997-2013	245
6	14,934	Tim Brown+	1988-2004	52
7	14,883	Larry Fitzgerald*	2004-	-
8	14,731	Steve Smith Sr.	2001-2016	-
9	14,580	Marvin Harrison+	1996-2008	-
10	14,345	Reggie Wayne	2001-2014	-

+Hall of Fame Inductee *Active in 2017

In NFL history, only Jerry Rice (19,247 with the 49ers) has had more receiving yards with a single team than Fitzgerald has with Arizona. Fitzgerald entered the Cardinals Week 6 game against Tampa Bay needing 19 yards to pass Tim Brown (14,734 with the Raiders) for second place on that list.

NFL History – Receiving Yards with One Team			
Rnk	Player	Yards	Team
1	Jerry Rice	19,247	San Francisco
2	Larry Fitzgerald	14,883	Arizona
3	Tim Brown	14,734	L.A./Oakland Raiders
4	Marvin Harrison	14,580	Indianapolis
5	Reggie Wayne	14,345	Indianapolis

Fitzgerald ranks eighth on the NFL's all-time TD receptions list with 107.

NFL Career Leaders—Touchdown Receptions		
Rnk	TDs	Player (Years)
1	197	WR Jerry Rice (1985-04)+
2	156	WR Randy Moss (1998-12)
3	153	WR Terrell Owens (1996-10)
4	130	WR Cris Carter (1987-02)+
5	128	WR Marvin Harrison (1996-08)
6	112	TE Antonio Gates (2003-)#
7	111	TE Tony Gonzalez (1997-14)
8	107	WR Larry Fitzgerald (2004-)#
9t	100	WR Steve Largent (1976-89)+
9t	100	WR Tim Brown (1988-04)+

+Hall of Fame Inductee #Active in 2017

MAN OF THE YEAR

Fitzgerald has become known as much for his work off the field as his performance on it. That culminated with him and Giants QB Eli Manning being named co-winners of the 2016 "Walter Payton NFL Man of the Year."

The "Walter Payton NFL Man of the Year" is the only league award that recognizes a player's off-the-field community service as well as his playing excellence. Fitzgerald, Manning and Carolina Panthers tight end Greg Olsen were the three finalists for the award.

In June of 2017, the Professional Football Writers of America named Fitzgerald the recipient of the organization's annual Good Guy Award, which recognizes an NFL player "for his qualities and professional style in helping pro football writers do their jobs."



BACK AMONG THE LEADERS AT 34

Through seven games in 2017, **Fitzgerald** has 45 receptions for 494 yards and three TDs. *At the age of 34, Fitzgerald is currently on pace for 103 receptions for 1,129 yards and eight TDs. No player in NFL history has ever posted 100+ receptions and 1,000+ receiving yards in a season he began at age 34 or older.*

Despite being on the bye last week, Fitzgerald's 45 receptions are tied for fifth in the NFL in 2017.

NFL Leaders – Receptions (2017)

Rnk	Player (Team)	Rec	Gms
1	Antonio Brown (Pit)	57	8
2	Jarvis Landry (Mia)	50	7
3	Christian McCaffrey (Car)	49	8
4	Adam Thielen (Min)	48	8
5t	Larry Fitzgerald (AZ)	45	7
5t	DeAndre Hopkins (Hou)	45	7



The 2017 season marks the third consecutive year that Fitzgerald has had at least 45 receptions through seven games. In the previous two seasons he finished with 109 (2015) and 107 (2016) catches.

202 AND COUNTING

Fitzgerald has at least one catch in 202 consecutive games, easily the longest streak in franchise history and the third-longest streak in NFL history.

NFL Record - Consecutive Games with a Reception

Rnk	Player (Years)	Games
1	Jerry Rice (1985-2004)	274
2	Tony Gonzalez (2000-2013)	211
3	Larry Fitzgerald (2004-)	202
4	Marvin Harrison (1996-2008)	190
5	Hines Ward (1998-2010)	186



A Look at Fitzgerald's Reception Streak

--Fitzgerald has at least one catch in 208 of 209 career games played. His current streak dates back to the final nine games of his rookie season in 2004. The streak is over 12 years, 11 months old.

--Among active players, only Dallas TE Jason Witten (224) has a reception in more total games than Fitzgerald (208).

--Fitzgerald's streak of 202 consecutive games with a reception in the second-longest in NFL history for a player with a single team (Jerry Rice, 225 straight with San Francisco).

--In Fitzgerald's current 202-game streak, he has had multiple receptions in 195 of those contests. He has an on-going streak of 52 consecutive games with multiple receptions.

--Fitzgerald has at least one reception in all 40 different stadiums he has played in during his NFL career. In Week 7 the Cardinals played at Twickenham Stadium in London, which became the 40th different venue in which Fitzgerald has at least one catch.

THRILLING THE HOME FANS

WR **Larry Fitzgerald** finished the Cardinals Week 6 win over the Bucs with 10 receptions for 138 yards and a TD. *In his three games at University of Phoenix Stadium so far this season, Fitzgerald has recorded 27 receptions for 319 yards and three TDs.* He has a TD catch in all three games and 130+ receiving yards in two of the three games.

TYING A CAREER-HIGH ON MONDAY NIGHT

In Week 3 vs. Dallas on Monday Night Football, Fitzgerald tied his career-high with 13 receptions against the Cowboys. *It marked the third time in his career - and first time since the 2009 season (10/18/09 @ Seattle) that he recorded 13 receptions in a game.*



With his performance vs. the Cowboys on Monday Night Football, Fitzgerald became just the third player in NFL history - 34 years old or older - to post 13+ receptions and 140+ receiving yards in a game.

Players with 13+ Receptions/140+ Receiving Yards (Age 34 or older)

Player	Rec	Yds	Opponent	Age
Larry Fitzgerald	13	149	9/25/17 vs. Dallas	34 years, 25 days
Steve Smith	13	186	9/27/15 vs. Cincinnati	36 years, 138 days
Tim Brown	13	144	10/27/02 @ Kansas City	36 years, 97 days

AN OVERTIME GAME-WINNER VS. THE 49ERS

The Cardinals victory over the 49ers in Week 4 was won on Fitzgerald's 19-yard TD reception in OT. It was his first career overtime TD in the regular season. *Combined with his OT game-winning TD against the Packers in the 2015 Divisional matchup, he became the first player in NFL history with an OT TD reception in both the regular season and the postseason.*

FITZGERALD AT 107 TOUCHDOWNS IN HIS CAREER

Fitzgerald reached 100 career TD catches in the 2016 season opener. Since then, he has been building on that total and continuing his climb up the NFL's all-time list for career TD catches. *Fitzgerald's 11-yard TD catch in Week 6 vs. Tampa Bay - his third TD of 2017 - was the 107th of his career.*

NFL Career Leaders—Touchdown Receptions

Rnk	TDs	Player (Years)
1	197	WR Jerry Rice (1985-04)+
2	156	WR Randy Moss (1998-12)
3	153	WR Terrell Owens (1996-10)
4	130	WR Cris Carter (1987-02)+
5	128	WR Marvin Harrison (1996-08)
6	112	TE Antonio Gates (2003-)#
7	111	TE Tony Gonzalez (1997-14)
8	107	WR Larry Fitzgerald (2004-)#
9t	100	WR Steve Largent (1976-89)+
9t	100	WR Tim Brown (1988-04)+

+Hall of Fame Inductee #Active Players



Fitzgerald is one of just six players in NFL history to score 100+ receiving TDs with a single team. He and Chargers TE Antonio Gates are the only active players to have done so. The other four are all in the Pro Football Hall of Fame.

NFL Players to Score 100+ TD with One Team

Player	Team	TDs
Jerry Rice+	San Francisco	176
Marvin Harrison+	Indianapolis	128
Antonio Gates#	L.A. Chargers	112
Cris Carter+	Minnesota	110
Larry Fitzgerald#	Arizona	107
Steve Largent+	Seattle	100

+Hall of Fame Inductee #Active Players

Including postseason, Fitzgerald's 117 career TD receptions represent the sixth-best total in NFL history behind Jerry Rice (219), Randy Moss (166), Terrell Owens (158), Cris Carter (138) and Marvin Harrison (130).

FITZGERALD TOUCHDOWN SPLITS

Below is a breakdown of Fitzgerald's 107 career TD receptions in a number of different categories.

TD Rec. By Opponent		TD Rec. By Quarterback		TD By Distance	
TDs	Opponent	TDs	Quarterback	TDs	Distance
17	Los Angeles/St. Louis	39	Kurt Warner	31	4-9 yards
17	San Francisco	28	Carson Palmer	23	10-19 yards
11	Seattle	12	Josh McCown	21	20-29 yards
8	Philadelphia	7	John Skelton	18	3 or fewer yards
5	Chicago	5	Kevin Kolb	9	30-59 yards
5	Detroit	5	Matt Leinart	5	60+ yards
5	Tampa Bay	4	Derek Anderson		
3	Green Bay	2	Drew Stanton		
3	Houston	1	Max Hall		
3	Indianapolis	1	Richard Bartel		
3	Jacksonville	1	John Navarre		
3	New England	1	Shaun King		
3	Buffalo	1	Brian St. Pierre		
3	Washington				
2	Carolina				
2	Cincinnati				
2	Dallas				
2	Kansas City				
2	Miami				
1	Atlanta				
1	Cleveland				
1	Minnesota				
1	New Orleans				
1	NY Giants				
1	Oakland				
1	San Diego				
1	Tennessee				

TDs By Quarters		Teams w/ No TDs Against	
TDs	Quarter	Team	Games
37	2 nd	Baltimore	3
32	4 th	Denver	3
24	3 rd	NY Jets	3
13	1 st	Pittsburgh	3
1	OT		

TD By Days	
TDs	Day
99	Sunday
4	Thursday
2	Saturday
2	Monday

TD By Season

TDs	Season
13	2009
12	2008
10	2005
10	2007
10	2013
9	2015
8	2004
8	2011
6	2010
6	2006
6	2016
4	2012
3	2017
2	2014

NOTES ON THE 107

—Fitzgerald has 37 TD receptions in the 2nd quarter and 32 in the 4th quarter. He has more TDs - of any kind - in both the 2nd and 4th quarters than any other active player in the NFL. His 24 TDs in the 3rd quarter are also the most in the NFL among active players.

—Fitzgerald also has 33 career go-ahead TD receptions. Among active NFL players, only Antonio Gates (38) has more.

—Gates (112), Fitzgerald (107) and Cardinals teammate RB Adrian Peterson (104) are the only active players in the NFL with at least 100

A chronological look at every one of Fitzgerald's 107 TD receptions.

#	Date	Opp	Yds	Quarterback
1	10/10/2004	@ SF	24	Josh McCown
2	10/24/2004	SEA	25	Josh McCown
3	11/7/2004	@ MIA	2	Josh McCown
4	11/21/2004	@ CAR	21	Shaun King
5	12/19/2004	STL	8	Josh McCown
6	12/19/2004	STL	4	Josh McCown
7	12/26/2004	@ SEA	29	Josh McCown
8	12/26/2004	@ SEA	29	Josh McCown
9	9/17/2005	@ NYG	1	Kurt Warner
10	10/2/2005	SF	17	Josh McCown
11	10/9/2005	CAR	26	Josh McCown
12	10/23/2005	TEN	34	Josh McCown
13	11/13/2005	@ DET	8	Kurt Warner
14	11/20/2005	@ STL	7	Kurt Warner
15	11/27/2005	JAX	5	Kurt Warner
16	12/18/2005	@ HOU	12	John Navarre
17	12/24/2005	PHI	25	Josh McCown
18	1/1/2006	@ IND	25	Josh McCown
19	9/24/2006	STL	12	Kurt Warner
20	10/8/2006	KAN	5	Matt Leinart
21	12/3/2006	@ STL	11	Matt Leinart
22	12/10/2006	SEA	5	Matt Leinart
23	12/24/2006	@ SF	6	Matt Leinart
24	12/31/2006	@ SD	9	Kurt Warner
25	10/7/2007	@ STL	7	Kurt Warner
26	11/11/2007	DET	1	Kurt Warner
27	11/11/2007	DET	20	Kurt Warner
28	11/18/2007	@ CIN	5	Kurt Warner
29	11/25/2007	SF	28	Kurt Warner
30	11/25/2007	SF	48	Kurt Warner
31	12/9/2007	@ SEA	11	Kurt Warner
32	12/16/2007	@ NO	18	Kurt Warner
33	12/30/2007	STL	21	Kurt Warner
34	12/30/2007	STL	6	Kurt Warner
35	9/7/2008	@ SF	1	Kurt Warner
36	9/21/2008	@ WAS	62	Kurt Warner
37	10/5/2008	BUF	2	Kurt Warner
38	10/5/2008	BUF	2	Kurt Warner
39	10/12/2008	DAL	2	Kurt Warner
40	11/10/2008	SF	5	Kurt Warner
41	11/27/2008	@ PHI	1	Kurt Warner
42	11/27/2008	@ PHI	7	Kurt Warner
43	12/7/2008	STL	12	Kurt Warner
44	12/21/2008	@ NE	78	Matt Leinart
45	12/28/2008	SEA	5	Kurt Warner
46	12/28/2008	SEA	38	Kurt Warner
47	9/13/2009	SFO	5	Kurt Warner
48	9/20/2009	@ JAX	22	Kurt Warner
49	10/11/2009	HOU	9	Kurt Warner
50	10/11/2009	HOU	26	Kurt Warner
51	10/18/2009	@ SEA	2	Kurt Warner
52	11/8/2009	@ CHI	11	Kurt Warner
53	11/8/2009	@ CHI	17	Kurt Warner
54	11/15/2009	SEA	18	Kurt Warner
55	11/22/2009	STL	11	Kurt Warner
56	12/6/2009	MIN	34	Kurt Warner
57	12/20/2009	@ DET	1	Kurt Warner
58	12/27/2009	STL	10	Kurt Warner
59	1/3/2010	GNB	3	Brian St. Pierre
60	9/12/2010	@ STL	21	Derek Anderson
61	9/26/2010	OAK	8	Derek Anderson
62	10/31/2010	TB	3	Max Hall
63	10/31/2010	TB	5	Derek Anderson
64	11/21/2010	@ KC	3	Derek Anderson
65	1/2/2011	@ SF	10	John Skelton
66	9/13/2011	@ WAS	73	Kevin Kolb
67	9/25/2011	@ SEA	12	Kevin Kolb
68	11/6/2011	STL	13	John Skelton
69	11/13/2011	@ PHI	10	John Skelton
70	11/13/2011	@ PHI	7	John Skelton
71	11/20/2011	@ SF	23	Richard Bartel
72	12/11/2011	SF	46	John Skelton
73	12/24/2011	@ CIN	30	John Skelton
74	9/23/2012	PHI	37	Kevin Kolb
75	9/30/2012	MIA	9	Kevin Kolb
76	10/14/2012	BUF	9	Kevin Kolb
77	11/4/2012	@ GB	31	John Skelton
78	9/8/2013	STL	4	Carson Palmer
79	9/8/2013	@ STL	24	Carson Palmer
80	9/29/2013	TB	13	Carson Palmer
81	10/13/2013	@ SF	75	Carson Palmer
82	10/27/2013	ATL	10	Carson Palmer
83	11/17/2013	@ JAX	14	Carson Palmer
84	11/24/2013	IND	4	Carson Palmer
85	11/24/2013	IND	26	Carson Palmer
86	12/1/2013	@ PHI	43	Carson Palmer
87	12/8/2013	STL	7	Carson Palmer
88	10/12/2014	WAS	24	Carson Palmer
89	10/26/2014	PHI	80	Carson Palmer
90	9/20/2015	@ CHI	8	Carson Palmer
91	9/20/2015	CHI	28	Carson Palmer
92	9/20/2015	@ CHI	9	Carson Palmer
93	9/27/2015	SF	4	Carson Palmer
94	9/27/2015	SF	8	Carson Palmer
95	10/11/2015	@ DET	2	Carson Palmer
96	11/1/2015	@ CLE	6	Carson Palmer
97	12/27/2015	GB	3	Carson Palmer
98	1/3/2016	SEA	17	Carson Palmer
99	9/11/2016	NE	3	Carson Palmer
100	9/11/2016	NE	1	Carson Palmer
101	9/18/2016	TB	4	Carson Palmer
102	10/6/2016	@ SF	21	Drew Stanton
103	10/6/2016	SF	29	Drew Stanton
104	1/1/2017	@ LA	5	Carson Palmer
105	9/25/2017	DAL	15	Carson Palmer
106	10/1/2017	SF	19	Carson Palmer
107	10/15/17	TB	11	Carson Palmer

#11 HAS HALL OF FAME CREDENTIALS

Below is a look at the career of **Larry Fitzgerald** through his first 209 career games compared to the 25 modern era WRs currently in the HOF and where they stood at that point in their career.

At this point in his career, Fitzgerald has more receptions (1,170) than all of the receivers enshrined in Canton had through 209 games. Fitzgerald also has more receiving yards (14,883) than all HOF receivers through 209 games played except Jerry Rice (17,704).

Fitzgerald Vs. Modern Era WRs in the Hall of Fame (209 Games)									
Player, HOF Year	Years	G	Rec	Yds	Avg.	Y/G	TD	Yd	100-Yd G
Larry Fitzgerald	2004-	209	1,170	14,883	12.7	71.2	107	44	
Jerry Rice, '10	1985-04	209	1,149	17,704	15.4	84.7	165	64	
Marvin Harrison, '16	1996-08	190	1,102	14,580	13.2	76.7	128	59	
Cris Carter, '13	1987-02	209	1,002	12,738	12.7	60.9	121	40	
Tim Brown, '15	1988-04	209	941	13,283	14.1	63.6	96	41	
Andre Reed, '14	1985-00	209	900	12,674	14.1	60.6	86	36	
Art Monk, '08	1980-95	209	899	12,149	13.5	58.1	65	32	
Steve Largent, '95	1976-89	200	819	13,089	16.0	65.4	100	40	
Michael Irvin, '07	1988-99	159	750	11,904	15.9	74.9	65	47	
James Lofton, '03	1978-93	209	708	13,130	18.5	62.8	69	42	
Charlie Joiner, '96	1969-86	209	671	10,991	16.4	52.6	58	26	
Charley Taylor, '84	1964-77	165	649	9,110	14.0	55.2	79	21	
Don Maynard, '87	1958, 60-73	186	633	11,834	18.7	63.6	88	50	
Raymond Berry, '73	1955-67	154	631	9,275	14.7	60.2	68	23	
Fred Biletnikoff, '88	1965-78	190	589	8,974	15.2	47.2	76	21	
Lance Alworth, '78	1962-72	136	542	10,266	18.9	75.5	85	41	
John Stallworth, '02	1974-87	165	537	8,723	16.2	52.9	63	25	
Bobby Mitchell, '83	1958-68	148	521	7,954	15.3	53.7	65	25	
Tommy McDonald, '98	1957-68	152	495	8,410	17.0	55.3	84	24	
Paul Warfield, '83	1964-77	157	427	8,565	20.1	54.6	85	22	
Tom Fears, '70	1948-56	87	400	5,397	13.5	62.0	38	15	
Elroy "Crazy Legs" Hirsch, '68	1946-57	127	387	7,029	18.2	55.3	60	-	
Dante Lavelli, '75	1946-56	123	386	6,488	16.8	52.7	62	-	
Pete Pihos, '70	1947-55	107	373	5,619	15.1	52.5	61	14	
Bob Hayes, '09	1965-75	132	371	7,414	20.0	56.2	71	23	
Lynn Swann, '01	1974-87	116	336	5,462	16.3	47.1	51	11	



In fact, Fitzgerald's career numbers already surpass those of many receivers that are currently in the HOF. He has more career receptions than 24 of the 25 receivers in the HOF: Swann (336), Hayes (371), Pihos (373), Lavelli (386), Hirsch (387), Fears (400), Warfield (427), McDonald (495), Mitchell (521), Stallworth (537), Alworth (542), Biletnikoff (589), Berry (631), Maynard (633), Taylor (649), Irvin (750), Joiner (750), Lofton (764), Largent (819), Monk (940), Reed (951), Brown (1,094), Carter (1,101) and Harrison (1,102).

He has more career receiving yards than 22 of the 25 receivers in the HOF: Fears (5,397), Swann (5,462), Pihos (5,619), Lavelli (6,488), Hirsch (7,029), Hayes (7,414), Mitchell (7,954), McDonald (8,410), Warfield (8,565), Stallworth (8,723), Biletnikoff (8,974), Taylor (9,110), Berry (9,275), Alworth (10,266), Maynard (11,834), Irvin (11,904), Joiner (12,146), Monk (12,721), Largent (13,089), Reed (13,198), Carter (13,899) and Lofton (14,004).

A Career Full of Accomplishments:

- Franchise career leader in receptions (1,170), receiving yards (14,883), receiving TDs (107), total TDs (107) and 100-yard receiving games (44). His eight 1,000-yard seasons are also a franchise record.
- Led the NFL with 107 receptions in 2016, marking the second time in his career (103 in 2005; tied with Steve Smith) he had done so. He became the first player in NFL history to lead the NFL in receptions at least 11 years apart. Prior to Fitzgerald, the longest span between leading the league in receptions was six by Jerry Rice (1990, 1996).
- Fitzgerald (10) joins Hall of Famer Jerry Rice (13) as the only wide receivers in NFL history to be named to the Pro Bowl at least 10 times.
- Fitzgerald had more receptions in his first 200 career games (1,116) than any player in NFL history.
- One of just five players in NFL history to record at least 1,400 receiving yards in a season four times in their career: Jerry Rice (6), Randy Moss (4), Marvin Harrison (4) and Andre Johnson (4).
- At 28 years, 74 days old, he became the third-youngest player in NFL history to reach 70 career receiving TDs behind only Randy Moss (26 years, 269 days old) and Hall of Famer Jerry Rice (28 years, one day old).
- At 32 years, 97 days old, he became the youngest player in NFL history to reach 1,000 career receptions.
- At 31 years, 102 days old, he became the youngest player in NFL history to reach 900 career receptions.
- At 30 years, 57 days old, he became the youngest player in NFL history to reach 800 career receptions.
- At 30 years, 85 days old, he became the youngest player in NFL history to reach 11,000 receiving yards.
- In 2010, he became the first player in NFL history to record 90+ receptions five times in their first seven seasons.
- During the 2008 postseason, he broke virtually every major playoff receiving record, establishing new single-season marks for receptions (30), receiving yards (546) and TDs (7). His four 100-yard receiving games in the postseason established a new NFL record for consecutive games with 100 yards receiving.
- His 10 TD receptions in nine career postseason games are an NFL record for a player in their first nine career playoff contests.
- With a then franchise-record 103 receptions during the 2005 season, he became the youngest player in NFL history to record a 100-catch campaign when he reached the mark at 22 years, 123 days old.
- Led the NFL in receiving TDs in both the 2008 (12) and 2009 (13) seasons. In addition to his 10 receiving TDs in 2007, he became the first player in franchise history to record at least 10 TDs in three consecutive seasons.
- At 29 years, 44 days old, joined Randy Moss (28 years, 314 days) as the only players in NFL history to reach 10,000 career receiving yards before the age of 30.
- One of just seven players in NFL history to record 14,000+ receiving yards and 100+ TD receptions in their career.

AN AWARD-WINNING DESERT DEBUT

The Cardinals acquired RB **Adrian Peterson** in a trade with the Saints on Tuesday, October 10. Five days later he rushed for 134 yards and two TDs on 26 carries (5.2 yard avg.) vs. the Buccaneers in his Arizona debut.

In doing so, he became the first Cardinals player to rush for 100+ yards in his first game with the team since Ottis Anderson ran for 193 yards vs. Dallas as a rookie 1979.

Peterson also brought home some familiar awards. He was named NFC "Offensive Player of the Week" for his performance. It was Peterson's eighth career "NFC Offensive Player of the Week" award, the most "Offensive Player of the Week" selections among non-QBs in the NFL and tied for the fifth most selections in the league among active players.

Peterson also won FedEx Ground Player of the Week for Week 6.

Peterson's performance against the Buccaneers provided a big boost for the run game. Below is a look at the Cardinals rushing numbers in the first five games vs. their numbers in Peterson's debut.

Statistic	Games 1-5	Week 6
Total Rushing Yards	259	160
Rush Attempts	100	35
Rush Average	2.6	4.6
Rushing TDs	1	2
Rush Yds/Game	51.8	160.0
Runs of 10+ Yards	4	5
Long Run	14 yards	27 yards
1st Downs Rushing	14	7



CANTON WORTHY COLLABORATION

WR **Larry Fitzgerald** and RB **Adrian Peterson** both rank in the top five among active players in both career TDs and career scrimmage yards.

Fitzgerald (107) ranks second among active players in career TDs while Peterson (104) ranks third. All of Fitzgerald's TDs are receiving TDs. Peterson has 99 rushing TDs and five career receiving TDs.

NFL Leaders - Career Touchdowns (Active)

Rnk	Player (Team)	TDs
1	TE Antonio Gates (LAC)	112
2	WR Larry Fitzgerald (AZ)	107
3	RB Adrian Peterson (AZ)	104
4	RB Frank Gore (Ind)	93
5	RB Marshawn Lynch (Oak)	85

Fitzgerald (14,951) ranks second among active players in career scrimmage yards while Peterson (13,944) ranks fourth.

NFL Leaders - Career Scrimmage Yards (Active)

Rnk	Player (Team)	Yards	Rush	Receiving
1	RB Frank Gore (Ind)	17,015	13,469	3,546
2	WR Larry Fitzgerald (AZ)	14,951	68	14,883
3	RB Matt Forte (NYJ)	14,161	9,579	4,582
4	RB Adrian Peterson (AZ)	13,944	11,983	1,961
5	RB LeSean McCoy (Buf)	12,647	9,475	3,172

In Week 6 vs. TB, Fitzgerald posted 130+ receiving yards and at least one TD reception in a game for the 15th time in his career. That is the most such career games among active players. Peterson posted 130+ rushing yards and at least two rushing TDs in a game for the 10th time in his career. That also leads all active players.



PETERSON CLIMBS AMONG ALL-TIMERS

Peterson's second rushing TD against the Bucs, a one-yarder in the fourth quarter, was the 99th rushing TD of his career. That tied Hall of Fame RB Barry Sanders for 9th place on the NFL's all-time list for career rushing TDs.

NFL Leaders - Career Rushing TDs (All-Time)

Rnk	TDs	Player	Years	TDs Needed To Pass
1	164	Emmitt Smith+	1990-2004	66
2	145	LaDainian Tomlinson+	2001-2011	47
3	123	Marcus Allen+	1982-1997	25
4	110	Walter Payton+	1975-1987	12
5	106	Jim Brown+	1957-1965	8
6	104	John Riggins+	1971-1985	6
7t	100	Shaun Alexander	2000-2008	2
7t	100	Marshall Faulk+	1994-2005	2
9t	99	Adrian Peterson*	2007-	-
9t	99	Barry Sanders+	1989-1998	-

+Hall of Fame Inductee *Active in 2017

Peterson enters this week's game vs. San Francisco with 11,983 career rushing yards. He needs 92 to pass Hall of Fame RB Thurman Thomas for 15th place on the NFL's all-time list for career rushing yards.

NFL Leaders - Career Rushing Yards (All-Time)

Rnk	Yards	Player	Years	Yds Needed To Pass
1	18,355	Emmitt Smith+	1990-2004	6,373
2	16,726	Walter Payton+	1975-1987	4,744
3	15,269	Barry Sanders+	1989-1998	3,287
4	14,101	Curtis Martin+	1995-2005	2,119
5	13,684	LaDainian Tomlinson+	2001-2011	1,702
6	13,662	Jerome Bettis+	1993-2005	1,680
7	13,469	Frank Gore*	2005-	1,487
8	13,259	Eric Dickerson+	1983-1993	1,277
9	12,739	Tony Dorsett+	1977-1988	757
10	12,312	Jim Brown+	1957-1965	330
11	12,279	Marshall Faulk+	1994-2005	297
12	12,246	Edgerrin James	1999-2009	264
13	12,243	Marcus Allen+	1982-1997	261
14	12,120	Franco Harris+	1972-1984	138
15	12,074	Thurman Thomas+	1988-2000	92
16	11,983	Adrian Peterson*	2007-	-

+Hall of Fame Inductee *Active in 2017

With 134 rushing yards vs. the Bucs in Week 6, Peterson surpassed 100 rushing yards in a game for the 50th time in his career. He is one of just nine players in NFL history with 50+ 100-yard rushing performances.

NFL Leaders—Games With 100+ Rushing Yards (All-Time)

Rnk	Player (Years)	100+
1	Emmitt Smith (1990-2004)+	78
2	Walter Payton (1975-1987)+	77
3	Barry Sanders (1989-1998)+	76
4	Eric Dickerson (1983-1993)+	64
5	Jerome Bettis (1993-2005)+	61
6	Jim Brown (1957-1965)+	58
7t	Edgerrin James (1999-2009)	57
7t	Curtis Martin (1995-2005)+	57
9	Adrian Peterson (2007-)*	50
10	Fred Taylor (1998-2010)	49

+Hall of Fame Inductee *Active in 2017

ANOTHER BIG GAME FOR AP

The Cardinals win over the Bucs in Week 6 was Peterson's 27th career game with multiple TDs (of any kind). That is the best total in the NFL among active players. WR **Larry Fitzgerald** (18) ranks third on that list.

NFL Leaders - Games with 2+ Touchdowns (Active)

Rnk	Player (Team)	Gms
1	Adrian Peterson (AZ)	27
2	Antonio Gates (LAC)	21
3	Larry Fitzgerald (AZ)	18
4	LeSean McCoy (Buf)	17
5t	Dez Bryant (Dal)	15
5t	Frank Gore (Ind)	15
5t	Jordy Nelson (GB)	15
5t	Rob Gronkowski (NE)	15

Peterson (50) has nine more 100-yard rushing performances than any other active player.

ACQUIRING ONE OF THE GREATS

- A seven-time Pro Bowl selection, **Peterson** has been named first-team All-Pro four times.

- Since entering the NFL in 2007, Peterson leads the NFL in rushing yards (11,983), rushing TDs (99) and 100-yard rushing games (50).

- Named the Associated Press NFL MVP in 2012 after rushing for 2,097 yards and 12 TDs, the only non-QB to win the award in the last 10 seasons. His 2,097 rushing yards in that season rank as the second-highest single-season total in NFL history (2,105 – Eric Dickerson, 1984).

- In just his eighth career game, he set the NFL single-game rushing mark with 296 rushing yards vs. San Diego in his rookie season (2007). He went on to earn NFL Offensive Rookie of the Year.

- His average of 93.5 rushing yards per game ranks third in NFL history among players with a minimum of 100 career games. Only Jim Brown (104.3) and Barry Sanders (99.8) averaged more rushing yards per game than Peterson in his career.

- Peterson's 18 career games with 150+ rushing yards are tied for third in NFL history behind Hall of Famers Barry Sanders (25) and Walter Payton (20). He tied Earl Campbell's NFL single-season record with seven games of 150+ rushing yards in 2012.

- His 6 career games with 200+ rushing yards are tied with O.J. Simpson for the most in NFL history.

- He has rushed for 1,000+ yards in a season seven times, including in 2008 (1,760 yards), 2012 (2,097 yards) and 2015 (1,485) when he led the NFL in rushing.

- Of his 99 career rushing TDs, an NFL record 13 have covered at least 60 yards, including six of 70+ yards and four of 80+ yards.

- Peterson has been named NFC Offensive Player of the Week eight times and NFC Offensive Player of the Month once.

A SEASON TO REMEMBER

In 2012, RB **Adrian Peterson** posted one of the best offensive seasons in NFL history on the way to being named NFL MVP and Offensive Player of the Year. He is the only non-QB in the last 10 seasons to be named NFL MVP.

During the '12 campaign, he rushed for 2,097 yards and 12 TDs on 348 attempts (6.03 avg.). His 2,097 rushing yards represent the second-highest single-season total in NFL history and he remains one of seven players in NFL history to rush for 2,000+ yards in a season.

NFL's All-Time 2,000-Yard Rushers (Season)

Rnk	Player (Team)	Yards	Year
1	Eric Dickerson (LA Rams)	2,105	1984
2	Adrian Peterson (Min)	2,097	2012
3	Jamal Lewis (Bal)	2,066	2003
4	Barry Sanders (Det)	2,053	1997
5	Terrell Davis (Den)	2,008	1998
6	Chris Johnson (Ten)	2,006	2009
7	O.J. Simpson (Buf)	2,003	1973



ELLINGTON STEPS UP

Selected by the Cardinals in the sixth round (187th overall) of the 2013 NFL Draft out of Clemson, RB **Andre Ellington** has played a big part in the Arizona offense since RB David Johnson went down in Week 1.

After catching 18 passes in his last three games played (missed Week 7 with injury), Ellington now has 28 total receptions in 2017. Ellington has also added 257 receiving yards this season.

As a rookie in 2013, he burst onto the scene, rushing for 652 yards on just 118 attempts. His 5.53-yard rushing average that season led all NFL players with a min. of 100 attempts.

Ellington posted 1,023 scrimmage yards in 2013 and 1,055 yards in 2014. He joined David Johnson (2015-16) and Ottis Anderson (1979-80) as the only players in team history with 1,000+ scrimmage yards in each of their first two seasons.

Ellington entered the 2015 season as the team's starting RB, but injuries and the emergence of David Johnson limited him to just two starts in 10 games played.

With David Johnson injured in Week 1 earlier this season, Ellington has been given a heavier load. After getting just seven total touches in the first two games, Ellington had 34 total touches over his last four games played (missed Week 7 with injury). That total includes back-to-back games with nine receptions vs. San Francisco and at Philly in Weeks 4-5.

A True Dual Threat

When he has been on the field, Ellington has been an explosive playmaker. He has 12 career TDs (9 rushing, 3 receiving), has averaged 4.2 yards per rush attempt (1,746 yards on 411 carries) and has 1,256 yards on 140 career receptions.

Despite playing in just 12 games in 2014, Ellington was one of six players in with at least 650 rushing yards and 350+ receiving yards that year.

NFL Players with 650+ Rushing & 350+ Receiving Yards (2014)

Player (Team)	Rush	Rec
RB Andre Ellington (AZ)	660	395
RB DeMarco Murray (Dal)	1,845	416
RB Le'Veon Bell (Pit)	1,361	854
RB Marshawn Lynch (Sea)	1,306	367
RB Eddie Lacy (GB)	1,139	427
RB Matt Forte (Chi)	1,038	808



A PAIR OF BIG-PLAY BACKS

Arizona's RBs room now features two players - RBs **Adrian Peterson** and **Andre Ellington** - who have combined for six TDs of 80+ yards in their career. Peterson has four rushing TDs of 80+ yards while Ellington is the only active player in the NFL with both a rushing and receiving TD of 80+ yards.

Peterson and Ellington - Career Touchdowns of 80+ Yards

Dist	Player	Type	Opponent
82	Peterson	Rushing	12/16/12 @ St. Louis
81	Ellington	Receiving	10/5/14 @ Denver
82	Peterson	Rushing	12/2/12 @ Green Bay
80	Peterson	Rushing	11/15/15 @ Oakland
80	Ellington	Rushing	10/27/13 vs. Atlanta
80	Peterson	Rushing	9/26/10 vs. Detroit

Peterson has 14 career TDs of 60 yards (13 rushing, 1 receiving), and his 13 rushing TDs of 60+ yards are the most in NFL history. In fact, Peterson (4) has nearly as many 80+ yard TD runs in his career as the Cardinals have in their entire franchise history (5) - which dates back to 1920.

Ellington has three career TDs of 60+ yards.

NELSON BECOMES PLAYER OF THE WEEK

Third-year WR **J.J. Nelson** caught five passes for 120 yards (24.0 avg.) and a TD in an OT victory over the Colts in Week 2. That performance earned Nelson NFC Offensive Player of the Week honors for the first time in his career.

He became just the third WR (Roy Green, Larry Fitzgerald) in team history to be named Offensive Player of the Week.

Dating back to the final half of the 2016 season, Nelson has become one of the Cardinals top offensive threats.

He has done so by making big plays. Nelson has 64 receptions for 1,183 yards in his career. Dating back to the beginning of his rookie season in 2015, his average of 18.5 yards per reception is the highest in the NFL (min. 50 receptions).

NFL Leaders - Yards/Reception (2015-17)

Rnk	Player (Team)	Avg.	Rec	Yds
1	J.J. Nelson (AZ)	18.5	64	1,183
2	DeSean Jackson (TB)	17.4	111	1,930
3t	Rob Gronkowski (NE)	17.0	131	2,225
3t	Torrey Smith (Phi)	17.0	67	1,140
5	Sammy Watkins (LAR)	16.4	106	1,741

Despite a hamstring injury that limited him earlier this season, Nelson has nine TDs (8 receiving, 1 rushing) in his last 16 games, including seven TDs (6 receiving, 1 rushing) in his last 12 games. Prior to this 16-game stretch, Nelson had just two career TDs in his first 17 career games.



JARON HITS A NEW CAREER HIGH

Playing in his 58th career game, fifth-year WR **Jaron Brown** established career highs in both receptions (8) and receiving yards (105) vs. the 49ers in Week 4. It was Brown's first career 100-yard game. His previous career highs for receptions was seven and his previous career high for receiving yards was 78.

Brown ranks third on the team with 20 receptions (3 away from a new career high) and third with 311 receiving yards. His 311 receiving yards are already 82 more than he had in any of his first four NFL seasons (previous high was 229 yards in 2014).

Brown's performance in Week 4 was the third consecutive game in which a Cards WR hit 100+ receiving yards - **Larry Fitzgerald** (149 vs. Dallas, Week 3); **J.J. Nelson** (120 @ Indianapolis, Week 2).



KERWYNN DOES IT ALL

The career of RB **Kerwynn Williams** has been defined by persistence, taking advantage of opportunities that present themselves - and most importantly - being versatile.

The 2017 season is Williams' fourth in Arizona, and he has earned his spot on the roster by being versatile. In his first three-plus seasons with the Cardinals, Williams has served as a RB, has covered kickoff and punts, and has even taken over at QB when the teams runs the Wildcat formation.

This season, he entered the year as the backup RB behind David Johnson and has served as the punt and kickoff return man.



Kerwynn Williams Fact Sheet

--Williams endured 25 different roster moves in his first four NFL seasons.

Season	Moves	Key Details
2016	4	Released 2x; Re-signed 2x
2015	6	Released 2x; 2x on practice squad; 2x on active roster
2014	7	Released 2x; 2x on practice squad; 1x on active roster
2013	8	Released 3x; 3x on practice squad; 1x on active roster

--After he was selected by the Colts in 2013, Williams endured 15 different roster moves between Indianapolis, San Diego and Arizona during his first 21 months in the NFL.

--He endured four different roster moves with Arizona in a span of 37 days before seeing his first NFL action at RB (vs. KC in Week 14 of the 2014 season), when he rushed for 100 yards on 19 carries.

--In Arizona, has played on kickoff and punt coverage, kickoff and punt return, played RB and played QB in the Wildcat.

--In 2016, he was Arizona's second-leading rusher with 157 yards and two TDs on just 18 carries (8.7 average).

--In 29 games for the Cardinals, Williams has totaled 591 yards and four TDs on 120 carries, 72 yards on nine receptions and 423 yards on 22 KORs since 2014.


A PRO BOWL TALENT

In 2016, CB **Patrick Peterson** earned his sixth Pro Bowl selection – fifth at cornerback (Kick Returner, 2011; Cornerback, 2012-16). In 2015, he was also named first-team All-Pro at corner for the second time in his career (2013, '15).

Peterson joins RBs Jim Brown, Barry Sanders and Emmitt Smith as the only players in NFL history to be chosen to six Pro Bowls before their 27th birthday. He is the only defensive player in NFL history to earn that distinction.

Six Pro Bowls Before the Age of 27 – NFL History

Player	Pro Bowls	Team
CB Patrick Peterson	6, 2011-16	Arizona
RB Jim Brown	6, 1957-62	Cleveland
RB Emmitt Smith	6, 1990-95	Dallas
RB Barry Sanders	6, 1989-94	Detroit



NO ONE LIKE #21

"By far just one of the best in the game, hands down. He's going to follow you from your house to his house, from the sideline to the cricket field and back."

- NY Giants All-Pro WR Odell Beckham, Jr. on CB Patrick Peterson

"I think Patrick Peterson definitely is my number one corner in my book. You know if you're playing the Cardinals and if you're the best receiver on your team, you know 21 is going to be lining up across from you."

- Steelers All-Pro WR Antonio Brown

The Cardinals selected CB **Patrick Peterson** with the fifth overall pick in the 2011 NFL Draft, and in his first six NFL seasons, he earned six Pro Bowl selections and was named first-team All-Pro three times.

Peterson has started all 103 games at CB in his NFL career. Despite opposing QBs avoiding his side of the field, Peterson has registered 20 INTs since 2011, tied for fourth in the NFL during that span among active players.

Active NFL Leaders – Interceptions (2011-17)

Rnk	Player (Team)	INTs
1	Richard Sherman (Sea)	32
2	Reggie Nelson (Oak)	26
3	Glover Quin (Hou/Det)	21
4t	Patrick Peterson (AZ)	20
4t	Kurt Coleman (Phi/KC/Car)	20
4t	Earl Thomas (Sea)	20

Only 10 players in franchise history have more career INTs than Peterson.

Franchise Career Interception Leaders

Rnk	Player (Years)	INTs
1	Larry Wilson (1960-72)	52
2	Aeneas Williams (1991-2000)	46
3	Roger Wehrli (1969-82)	40
4	Night Train Lane (1954-59)	30
5	Pat Fischer (1961-67)	29
6	Adrian Wilson (2001-12)	27
7	Kwamie Lassiter (1995-2002)	24
8	Norm Thompson (1971-76)	22
9t	Jerry Davis (1948-51)	21
9t	Ray Ramsey (1950-53)	21
11t	Patrick Peterson (2011-)	20
11t	Cedric Mack (1983-90)	20
11t	Tim McDonald (1987-92)	20
11t	Jerry Norton (1959-61)	20
11t	Billy Stacy (1959-63)	20
11t	Ken Stone (1977-80)	20



PETERSON AT 103 IN A ROW

Peterson appeared in his 100th career game in Week 4 vs. San Francisco and his 103rd career game (all starts) in Week 7 vs. the Rams. He has never missed a game in his career and among NFL DBs only Ravens CB Brandon Carr (152) and Lions S Glover Quin (123) have longer active starts streaks than Peterson (103).

Consecutive Starts by DB (Active)

Rnk	Player (Team)	Gms
1	CB Brandon Carr (Bal)	152
2	S Glover Quin (Det)	123
3	CB Patrick Peterson (AZ)	103
4	CB Richard Sherman (Sea)	97
5	S Reggie Nelson (Oak)	68

According to the Elias Sports Bureau, Peterson became the first Cardinals player since at least the 1970 NFL-AFL merger to start 100+ consecutive games to begin his career.

BRANCH PILING UP TACKLES

S Tyvon Branch piled up so many tackles in the first seven games (55) that, despite the team being on bye last week, he still ranks third among all NFL DBs (and just two tackles behind the leader) in tackles this season.

After injuries derailed his first season with Arizona in 2016, limiting him to just six games, the 10th-year safety is making up for lost time in 2017. *In seven starts this season, he has recorded a team-high 55 tackles, three tackles for loss, three passes defended and a forced fumble.*

Branch's 55 tackles this season are the third-best total in the NFL among all defensive backs.

NFL Leaders – Tackles Among Defensive Backs (2017)

Rnk	Player (Team)	Tackles	Gms
1	Devin McCourty (NE)	57	8
2	Jahleel Addae (LAC)	56	8
3	Tyvon Branch (AZ)	55	7
4t	Jaquiski Tartt (SF)	51	8
4t	Keanu Neal (Atl)	51	7

Branch has appeared in 104 career games, totaling 583 tackles, 9.0 sacks, 5 INTs (1 returned for TD), 30 passes defended, five fumble recoveries (2 returned for TDs) and four forced fumbles.

THREE IN A ROW WITH A PICK FOR BETHEA

S Antoine Bethea had an INT of Bucs QB Ryan Fitzpatrick in the third quarter in Week 6, *giving him an INT in three consecutive games for the first time in his 12-year career.*

Bethea became the first Cardinals player with an INT in three consecutive games since CB Patrick Peterson had one in four straight games during the 2012 season.

Bethea's INT vs. the Bucs was the 22nd of his career. He is one of just seven active safeties with at least 20 career INTs.

NFL Leaders – INTs by Safety (Active)

Rnk	Player (Team)	INT
1	Reggie Nelson (Oak)	35
2	Mike Adams (Car)	26
3t	Jairus Byrd (Car)	25
3t	Eric Weddle (Bal)	25
3t	Earl Thomas (Sea)	25
6	Glover Quin (Det)	24
7	Antoine Bethea (AZ)	22

Among all NFL defenders, only Bills S Micah Hyde (5) and Titans S Kevin Byard (4) have more INTs than Bethea (3) this season.

NFL Leaders – Interceptions (2017)

Rnk	Player (Team)	INT
1	Micah Hyde (Buf)	5
2	Kevin Byard (Ten)	4
3t	Antoine Bethea (AZ)	3
3t	Tashaun Gipson (Jax)	3
3t	Malik Hooker (Ind)	3
3t	Jason McCourty (Cle)	3
3t	Darius Slay (Det)	3



MATHIEU'S BIG DAY IN WEEK 4

The Cardinals third-round pick (69th overall) in the 2013 NFL Draft, **S Tyrann Mathieu** has developed into one of the NFL's top defenders.

He has appeared in 57 games (48 starts) in his career, totaling 259 tackles, 4.0 sacks, 10 INTs (1 returned for TD), 40 passes defended, a fumble recovery and three forced fumbles in his career.

Mathieu finished the Week 4 win vs. SF with a season-high 10 tackles, a sack, two tackles for loss a QB hit.


According to Stats, INC. Mathieu is one of just five players in the NFL this season with 10+ tackles, a sack and multiple tackles for loss in an NFL game this season.

MATHIEU'S OT INTERCEPTION IN WEEK 2

In the Cardinals Week 2 victory against the Colts, Mathieu picked off Colts QB Jacoby Brissett on the Colts' first offensive play of the overtime period. Mathieu's INT was the fifth overtime INT for the Cardinals dating back to 1988, and Arizona has won all five of those games.

Cardinals in Arizona (1988-2017) – OT Interceptions

Player	Opponent	Outcome
Tyrann Mathieu	@ Ind (9/17/2017)	W, 16-13
Antoine Cason	@ Ten (12/15/2013)	W, 37-34
Kerry Rhodes	vs. Mia (9/30/2012)	W, 24-21
Lorenzo Lynch	vs. Sea (10/29/1995)	W, 20-14
Terry Hoage	@ Was (10/16/1994)	W, 19-16



JONES ON FIRE IN THE DESERT

After the Cardinals acquired Pro Bowl LB **Chandler Jones** in March of 2016, he more than lived up to his billing as one of the NFL's top defenders and pass rushers.

Jones totaled 57 tackles, 15 tackles for loss, 11.0 sacks, four forced fumbles, two fumble recoveries, 14 QB pressures and 22 QB hits during his first season with the Cardinals in 2016. He was rewarded with a five-year contract with the Cardinals in March of 2017.

Jones seems to have found another level during the 2017 season. Through the first seven games, he has totaled 33 tackles, a team-high 8.0 sacks, a team and NFL-high 13 tackles for loss, a forced fumble, 16 QB hits and eight QB pressures.

Despite having played in just seven games due to last week's bye, Jones' 13 tackles for loss remain the most in the NFL.

NFL Leaders – Tackles for Loss (2017)

Rnk	Player (Team)	TFL
1	Chandler Jones (AZ)	13
2t	Justin Houston (KC)	11
2t	Melvin Ingram (LAC)	11
4	Everson Griffen (Min)	10
5t	DeMarcus Lawrence (Dal)	9
5t	Khalil Mack (Oak)	9
5t	Michael Bennett (Sea)	9
5t	Akiem Hicks (Chi)	9

Jones has 8.0 sacks in 2017 and has at least one sack in six of seven games this season. **He has at least one sack in 15 of the 23 games he has played for Arizona.**

Despite having played in just seven games, Jones' 8.0 sacks lead all NFL linebackers this season.

NFL Leaders - Sacks by Linebackers (2017)

Rnk	Player (Team)	TFL
1	Chandler Jones (AZ)	8.0
2	Justin Houston (KC)	7.5
3	Von Miller (Den)	7.0
4	Ryan Kerrigan (Was)	6.0
5	Leonard Floyd (Chi)	5.0

Jones' 8.0 sacks in '17 are the most in franchise history through the first seven games of a season.

Franchise Record – Sacks Through 1st 7 Games (1982-2017)

Rnk	Player (Year)	Sacks
1	Chandler Jones (2017)	8.0
2t	Simeon Rice (1999)	7.0
2t	Freddie Joe Nunn (1988)	7.0
4	Curtis Greer (1983)	6.5
5t	Markus Golden (2016)	6.0
5t	Daryl Washington (2012)	6.0
5t	Darnell Dockett (2007)	6.0
5t	Bertrand Berry (2005)	6.0
5t	Curtis Greer (1982)	6.0

AMONG THE ELITE AT SACKING THE QB

Dating back to the beginning of the 2015 season, Jones and Denver's Von Miller are tied for the NFL lead with 31.5 sacks.

NFL Leaders – Sacks (2015-17)

Rnk	Player (Team)	Sacks
1t	Chandler Jones (AZ)	31.5
1t	Von Miller (Den)	31.5
3	Khalil Mack (Oak)	30.5
4	Everson Griffen (Min)	28.5
5	Melvin Ingram (LAC)	27.0

Jones has recorded multiple sacks (1.5+) in a game 14 times in his career, including four times with the Cardinals. Dating back to 2013, only Houston's J.J. Watt (16) and KC's Justin Houston (15) have more games with multiple sacks during that span.

NFL Leaders – Multi-Sack Games (2013-17)

Rnk	Player (Team)	Gms
1	J.J. Watt (Hou)	16
2	Justin Houston (KC)	15
3	Chandler Jones (AZ/NE)	14
4	Elvis Dumervil (Bal/SF)	13
5	Cameron Wake (Mia)	11

Jones had at last one sack in each of the first three games this season, giving him at least one sack in five consecutive games dating back to 2016. **In franchise history only DE Curtis Greer (7 straight, 1984-85) had a sack in more consecutive games.**

Franchise Record—Consecutive Games with a Sack

Rnk	Player (Year)	Gms
1	DE Curtis Greer (Games 13-16, 1984-Games 1-3, 1985)	7
2t	LB Chandler Jones (Games 15-16, 2016-Games 1-3, 2017)	5
2t	LB Markus Golden (Games 1-5, 2016)	5
2t	DE Chiike Okeafor (Games 12-16, 2006)	5
2t	DE Curtis Greer (Games 6-10, 1984)	5
2t	DE Al Baker (Games 12-16, 1984)	5



WILLIAMS GETS 31ST CAREER INT

CB **Tramon Williams** recorded his first INT of the season when he picked off a Ryan Fitzpatrick pass intended for WR Mike Evans midway through the fourth quarter in the Cardinals victory over the Bucs in Week 6.

The INT was the 31st of Williams' career and he is tied for sixth among active NFL defenders with 31 career INTs.

Active NFL Leaders – Career Interceptions

Rnk	Player (1st NFL Season)	INTs
1	DeAngelo Hall (2004)	43
2	Terence Newman (2003)	41
3	Reggie Nelson (2007)	35
4	Aqib Talib (2008)	34
5	Richard Sherman (2011)	32
6t	Tramon Williams (2007)	31
6t	Brent Grimes (2007)	31

DANSBY RETURNS TO THE RED SEA

When the Cardinals signed LB **Karlos Dansby**, their 2004 second-round draft pick (33rd overall), to a one-year deal on March 10, he became the first player in franchise history to have three separate stints with the team – 2004-09 and 2013 before returning in 2017.

Now in his eighth season as a Cardinal, Dansby has totaled 799 tackles, 32.0 sacks, 14 INTs (four returned for TDs), 13 forced fumbles and 10 fumble recoveries in 113 games (106 starts) with the team. In six career playoff games with Arizona, he added 51 tackles, an INT, five passes defended, one forced fumble and one fumble recovery.

According to Stats, INC., no active NFL player has more tackles than Dansby, who has totaled 1,354 in 203 games (185 starts) throughout his 13-plus year career.

Active NFL Leaders – Total Tackles

Rnk	Player (Team)	Tackles
1	Karlos Dansby (Ari/Mia/Cle/Cin)	1,354
2	Paul Posluszny (Buf/Jax)	1,165
3	Derrick Johnson (KC)	1,110
4	David Harris (NYJ/NE)	1,085
5	Antoine Bethea (Ind/SF/Ari)	1,074

LOOKING TO JOIN THE 40-20 CLUB

Dansby's next INT will vault him into exclusive company. Just four players in NFL history have collected 40+ career sacks and 20+ career INTs. Entering his 14th season in the league, Dansby (42-19) is the only active NFL player with at least 40 sacks and 15 INTs.

Current Members of the 40-20 Club

Player (Years)	Sacks	INT
LB Seth Joyner (1986-98)	52.0	24
LB Ray Lewis (1996-2012)	41.5	31
LB Wilber Marshall (1984-95)	45.0	23
LB Brian Urlacher (2000-12)	41.5	22
LB Karlos Dansby (2004-)	42.0	19



BUC MAKES HIS RETURN

Having missed he final three games of the 2016 season and the first three games in 2017, **SLB Deone Bucannon** - the team's leading tackler the last two seasons - made his return to action in Week 4 vs. San Francisco. In limited action he posted a tackle and a pass defended. **In the last three games he has 31 tackles, three tackle for loss, an INT and a QB pressure.**

When the Cardinals selected Bucannon in the first round (27th overall) of the 2014 NFL Draft, he became just the second safety ever selected by the team in the first round - and first since 1978.

However, Bucannon played just one season at safety for the Cardinals. As a rookie in 2014, he was named the PFWA's All-Rookie team at safety after recording 75 tackles, 2.0 sacks, a forced fumble and a fumble recovery.

Bucannon displayed such a unique skill set as a rookie - with his ability to play inside the box - that the Cardinals created an entirely new position for their valuable defender: the dollar linebacker.

During his first full season in that role in 2015, **Bucannon led the team with 127 total tackles.** He also tied for the team lead with 17 tackles for loss, while adding three forced fumbles, two fumble recoveries, three sacks and an INT he returned 39 yards for a TD.



DAWSON MOVES UP

K **Phil Dawson** scored eight points (5 PATs, 1 FG) in the Cardinals victory over the Buccaneers in Week 6. With 1,739 career points, he now ranks 11th on the NFL's all-time scoring list. Dawson now needs 61 points to pass K Sebastian Janikowski (1,799) for 10th in NFL history.

Dawson's performance against the Buccaneers was his fourth move up the NFL's all-time scoring list in seven outings this season. In Week 1 at Detroit, Dawson passed Hall of Fame K Jan Stenerud (1,699) and moved into 14th place. In Week 2 at Indy he passed Nick Lowery for 13th place with his OT game-winning FG, and in Week 4 vs. San Francisco he passed K David Akers (1,721) for 12th place.

Rnk	Player	Points	Points to Pass
1	Morten Andersen#	2,544	806
2t	Gary Anderson	2,434	696
2t	Adam Vinatieri*	2,423	696
4	Jason Hanson	2,150	412
5	John Carney	2,062	324
6	Matt Stover	2,004	266
7	George Blanda#	2,002	264
8	Jason Elam	1,983	245
9	John Kasay	1,970	232
10	Sebastian Janikowski+	1,799	61
11	Phil Dawson*	1,739	-
12	Norm Johnson	1,736	-
13	David Akers	1,721	-
14	Nick Lowery	1,711	-
15	Jan Stenerud#	1,699	-

#Hall of Fame Inductee *Active Player +Active Player on IR



Dawson has made 414 career FGs, tied for the 9th-highest total in NFL history.

Rnk	Player	FGs	FGs to Pass
1	Morten Andersen#	565	152
2	Adam Vinatieri*	545	132
3	Gary Anderson	538	125
4	Jason Hanson	495	82
5	John Carney	478	65
6	Matt Stover	471	58
7	John Kasay	461	48
8	Jason Elam	436	23
9t	Phil Dawson*	414	-
9t	Sebastian Janikowski+	414	-

#Hall of Fame Inductee *Active Player +Active Player on IR

PHIL FROM 50+

Dawson connected from 50 yards in Week 4 against the 49ers. It was his 39th career FG of 50+ yards, tying Jason Elam for sixth-most in NFL history.

Rnk	Player (Seasons)	50+ Yd. FGs
1	Sebastian Janikowski (2000-)+	55
2	Jason Hanson (1992-2012)	52
3	John Kasay (1991-2011)	42
4	Matt Prater (2007-)*	41
5	Morten Andersen (1982-2007)	40
6t	Phil Dawson (1999-)*	39
6t	Jason Elam (1993-2009)	39

*Active Player +Active Player on IR

ONE OF THE BEST IN THE GAME

The Cards sixth-round selection (177th overall) in the 2012 NFL Draft, CB **Justin Bethel** was named to the Pro Bowl as a special teamer three consecutive seasons (2013-15).

Bethel joins current Cardinals radio analyst Ron Wolfley (1986-89) as the only players in team history with multiple Pro Bowl selections on special teams.

Now in his sixth NFL season (and a Pro Bowl alternate in 2016), Bethel has registered 83 special teams tackles, three blocked FGs, a blocked PAT, four forced fumbles and two fumble recoveries on special teams.


Bethel Scores Without Offense

Bethel scored the fourth TD of his career at Detroit in Week 1, returning his third INT for a TD in as many seasons when he stepped in front of a Matthew Stafford pass and returned it 82 yards for a TD.

Bethel's four career TDs consist of three INT returns and a blocked FG return. His four TDs have covered a total of 251 yards (62.8-yard avg.).

Bethel's Career Touchdowns

Type	Opponent	Distance
INT return	9/10/17 @ Detroit	82 yards
INT return	1/1/17 @ LA Rams	66 yards
INT return	9/27/15 vs. San Francisco	21 yards
Blocked FG return	12/23ON/12 vs. Chicago	82 yards




ARIZONA ADDS LEE

Just prior to the season opener, the Cardinals signed P **Andy Lee** to a two-year deal, bringing in a three-time Pro Bowler who is in his 14th NFL season in 2017. One of the top punters in NFL history, Lee has appeared in 208 games with 1,083 punts for 50,190 yards (46.3 yard avg.) and has a 39.5 yard net average and 350 punts landed inside the 20-yard line.

Lee has finished in the top 10 in the NFL in gross average in 10 of his 13 career seasons, and he ranks ninth in NFL history in gross punting average (46.3 yards).

NFL History – Highest Career Gross Punting Average

Rnk	Player (Seasons)	Avg.
1	Shane Lechler*	47.5
2	Marquette King*	47.0
3	Thomas Morstead*	47.0
4	Johnny Hekker*	47.0
5	Sam Martin*	46.8
6	Brandon Fields	46.7
7	Bryan Anger*	46.5
8	Pat McAfee	46.4
9	Andy Lee*	46.3
10	Matt Bosher*	45.8



*Active Player

Lee ranks ninth in NFL history for punts inside the 20 (350).

NFL History - Punts Inside the 20-Yard Line

Rnk	Player (Seasons)	In20
1	Jeff Feagles	554
2	Shane Lechler*	450
3	Brad Maynard	439
4	Dustin Colquitt*	406
5	Craig Hentrich	399
6	Sean Landeta	381
7	Matt Turk	373
8	Donnie Jones*	352
9	Andy Lee*	350
10	Sam Koch*	334

*Active Player

He also ranks 17th in NFL history in net punting average (39.5 yards).

The 35-year old Lee entered the NFL with San Francisco in 2004 as a sixth-round selection (188th overall) in the NFL Draft out of Pittsburgh. He played 11 seasons with the 49ers where he set franchise records in punts (941), punting yards (43,468), gross average (46.2), net average (39.5) and punts inside the 20 (300).

Lee entered 2017 having averaged at least 46.0 yards per punt for 10 consecutive years (2007-16). In that same span, the Cardinals have had just two players (David Zastudil, 2012; Ben Graham, 2009) average at least 46.0 yards per punt.

The Cardinals franchise record for punting average in a season is 47.0 by Ben Graham in 2009. Lee has surpassed that total seven times in the last 10 seasons. The Cardinals franchise single-season record for punting average would rank as the eighth-best total of Lee's career.

ARIZONA BLOCK PARTY

After registering a pair of blocked kicks in 2016 (FG/PAT), the Cardinals have recorded multiple blocked kicks in eight of the last nine seasons. In that span (2008-16), Arizona leads the NFL in blocked FGs (20) and total blocked kicks (23).

Blocked FG Attempts (2008-present)

Rnk	Team	FG-B
1	Arizona	20
2	Seattle	12
3	Chicago	12
4t	Buf/Cle/Dal	9



Arizona has blocked 23 total kicks (20 FG, 2 Punts, PAT) since '08. That also ranks as the highest total int he NFL during that span.

Most Blocked Kicks (FG, PAT, Punt) – 2008-present

Rnk	Team	Blk	Type
1	Arizona	23	FG (20), Punt (2), PAT
2	Oakland	22	FG (9), Punt (7), PAT (6)
3	Seattle	21	FG (12), Punt (8), PAT
4	Chicago	20	FG (12), PAT (5), Punt (3)
5	Miami	19	Punt (10), FG (6), PAT (3)

Active Players with Blocked Kicks For Cardinals

Justin Bethel (4) - 3 FG/1 PAT	Patrick Peterson (2) - 2 FG
11/20/16 @ Minnesota (PAT)	1/1/12 vs. Seattle (FG)
11/2/14 @ Dallas (FG)	11/20/11 @ San Francisco (FG)
11/10/13 vs. Houston (FG)	
9/15/13 vs. Detroit (FG)	

Rodney Gunter (1) - FG
12/24/16 @ Seattle (FG)

CARDINALS PLAYER NOTES – OFFENSE

Quarterbacks

QB Blaine Gabbert – Spent the first six years of his NFL career with the Jacksonville Jaguars (2011-13) and San Francisco 49ers (2014-16), totaling 7,351 yards and 38 TDs on 686-of-1,226 passing in 43 games (40 starts).

QB Drew Stanton – Improved to 8-5 as a starting QB in the NFL when he started for the injured Carson Palmer (concussion) in Week 5 of 2016 season at San Francisco and threw a pair of TD passes to lead Arizona to a 33-21 victory.

Running Backs

RB Andre Ellington – Had a career-high nine receptions in Weeks 4 and 5. Only active NFL player with both a rushing and receiving TD of 80+ yards in his career and became the sixth player in NFL history with an 80+ yard TD run and 80+ yard receiving TD in his first two NFL seasons.

RB D.J. Foster – Arizona State product joined the Cardinals off the Patriots practice squad in Week 2 after entering the NFL as a rookie free agent with New England in 2016. Two-time All-Pac-12 honoree became the fifth player in NCAA Division I history to rush and receive for more than 2,000 yards.

RB Elijah Penny – Spent the 2016 season on the Cardinals practice squad after signing with the club as a rookie free agent out of Idaho. Has a team-high eight special teams tackles on the season.

RB Adrian Peterson – Rushed for 134 yards and two TDs on 26 attempts (5.2 avg.) in his Arizona debut, becoming the first Cardinal to rush for 100+ yards in a debut game since Ottis Anderson rushed for 193 yards vs. Dallas (9/2/79). Leads the NFL in rushing yards (11,983), rushing TDs (99) and 100-yard rushing games (50) since entering the NFL in 2007.

RB Kerwynn Williams – Made his first career start in Week 2 against the Colts. Was the club's second leading rusher in 2016 with 157 yards and two TDs on 18 attempts and totaled 545 yards and three TDs on 98 carries in his first three seasons (2013-16) with the Cardinals.

Wide Receivers

WR Jaron Brown – Established career highs in receptions (eight) and receiving yards (105) in the Week 4 overtime win against San Francisco and hauled in his sixth career TD reception in Week 3 against the Cowboys. Returned from a knee injury that ended his 2016 campaign in Week 7 against Seattle, resulting in the first missed action of his NFL career.

WR John Brown – Notched his 16th career TD reception in the Week 6 win over the Bucs. Pittsburg State product endured a year that included sickle cell trait diagnosis and a spine cyst in 2016 after becoming the 13th player in franchise history with a 1,000-yard receiving season in 2015.

WR Larry Fitzgerald – Caught his 107th career TD pass and notched his 44th career 100-yard performance in the Week 6 win over Tampa Bay (10 receptions for 138 yards and one TD). His 45 receptions tie for fifth in the NFL and rank third in the NFC this season, and he is on pace to become the first player in NFL history to record 100+ catches and 1,000+ receiving yards in a season he began at age 34. Joins Hall of Famer Jerry Rice (13) as the only wide receivers in NFL history to be selected to the Pro Bowl at least 10 times.

WR Brittan Golden – West Texas A&M product hauled in a career-high three receptions for 20 yards against the Rams in Week 7. Has 18 receptions for 293 yards and one touchdown and 14 special teams tackles in 38 games (one start).

WR J.J. Nelson – 2015 fifth-round pick has nine TDs (8 receiving, 1 rushing) in his last 16 games, including seven (6 receiving, 1 rushing) in his last 12 games. Since Week 8 last season, Nelson's eight receiving TDs tie for 11th most in the NFL.

WR Chad Williams – Cardinals third-round pick (98th overall) became the first Grambling State player selected since 2006 after totaling 210 receptions for 3,062 yards and 28 TDs in 47 games.

Tight Ends

TE Jermaine Gresham – Two-time Pro Bowler agreed to a four-year contract in March after leading the Cardinals TEs with 37 receptions for 391 yards and two TDs in 2016. Has 15 receptions for 140 yards this season.

TE Ifeanyi Momah – Secured a career-long 46-yard reception against the Colts in Week 2. Appeared in five games and caught two passes for 50 yards in 2016 after being elevated from the practice squad. Placed on injured reserve with a wrist injury in Week 9 of the 2016 season.

TE Troy Niklas – Caught his third career TD pass in the Week 6 win over the Buccaneers. Cardinals second-round pick (52nd overall) in 2014 appeared in the first three games of 2016 before suffering a season-ending wrist injury.

TE Ricky Seals-Jones – Converted to TE from WR after totaling 123 receptions for 1,442 yards (11.7 yard avg.) and 10 TDs in 39 games (31 starts) at Texas A&M. Cousin is Pro Football Hall of Fame RB Eric Dickerson.

Offensive Line

G Evan Boehm – Fourth-round pick from Missouri started the first five games of the 2017 season and played all 16 games last year as a rookie, starting the season finale at RG and played on special teams in the first 15 contests.

G Alex Boone – Played in 91 games (73 starts) for San Francisco (2010-15) and Minnesota (2016) after entering the league as a rookie free agent with the 49ers in 2009. Returned from a pectoral injury in Week 6 to help lead Adrian Peterson to 134 yards and two rushing TDs against the Bucs.

G/T Will Holden – Arizona's first selection in the fifth round (157th overall) of the 2017 NFL Draft, appeared in 48 games for Vanderbilt, starting the final 35 games at tackle. Started at TE in his NFL debut in Week 2 against the Colts and at LG in Week 4 against the 49ers.

T D.J. Humphries – 2015 first-round pick from Florida started the first 13 games in 2016 (10 at RT, three at LT). Made the move from RT to LT entering the 2017 season. Returned from a knee injury in Week 6 to help lead Adrian Peterson to 134 yards and two rushing TDs against the Bucs.

C Daniel Munyer – Made his Cardinals debut in Week 3 against Dallas, playing 10 snaps on offense. Spent time on the Cardinals and Chiefs practice squads during the 2016 season.

C A.Q. Shipley – Has played every offensive snap at center this season. Started at center in all 16 games in 2016, the only Cardinals O-lineman to start every game last year.

T Jared Veldheer – Started first 43 games as a member of the Cardinals at LT (40 regular season; 3 postseason) until he was placed on injured reserve after suffering triceps injury in Week 8 of 2016 season. Made the move from LT to RT during the 2017 offseason.

T/G Earl Watford – Started at RG against the Buccaneers, helping the Cardinals rush for 160 yards, including RB Adrian Peterson's 134 yards and two TDs on 26 carries. Arizona's fourth-round pick (116th overall) in 2013 has played 36 games (15 starts) for the Cardinals, including one playoff appearance.

T/G John Wetzel – Has played in all seven games (four starts) this season. Played in all 16 games with eight starts at three different positions (five at LT, two at RG, one at RT) in 2016.

CARDINALS PLAYER NOTES – DEFENSE

Defensive Line

DL Rodney Gunter – Fourth-round pick from Delaware State has 12 tackles (six solo), four QB pressures and one QB hit in 2017. Has totaled 64 tackles, 2.5 sacks, one fumble recovery and a blocked FG in 39 games (12 starts) during his NFL career.

DL Josh Mauro – Started 13 of 15 games played in 2016 and had a career-high 42 tackles, 13 tackles for loss, five QB pressures, four QB hits and one pass defended. Has appeared in 41 games (25 starts) since signing with the Cardinals from the Steelers practice squad in 2014.

DL Robert Nkemdiche – Dropped RBs Todd Gurley and Malcolm Brown behind the line of scrimmage for a career-high two tackles in Week 7 against the Rams. Was a two-time first-team All-SEC selection and a two-time second-team All-America pick while at Mississippi.

DL Corey Peters – Has started every game this season with 19 tackles (15 solo), six for loss, one PD, nine QB pressures and three QB hits. Made his Cardinals debut in Week 1 last year after missing 2015 season with Achilles injury.

DL Olsen Pierre – Notched at least one tackle in each of the first five games of the 2017 season before missing Weeks 6-7 with an ankle injury. Inactive for all 16 games last season after making the 53-man roster out of training camp. Signed with the Cardinals as a rookie free agent in 2015.

DL Frostee Rucker – 12th-year pro has started every game this season with 17 tackles, a half-sack and two passes defended. Has played in 133 career games (65 starts) and totaled 331 tackles, 20.5 sacks, one INT, 12 passes defended, eight forced fumbles and four fumble recoveries during his NFL career.

DL Xavier Williams – Matched a career-high four tackles in Week 7 against the Rams. Made the team as an undrafted free agent in 2015 and has played in 18 career games (one start) with 29 tackles and a half-sack.

Linebackers

LB Bryson Albright – Miami (OH) product entered the league as a rookie free agent with the Bills in 2016 and finished his rookie campaign on the Bengals practice squad. Active to the Cardinals active roster from the practice squad on 10/30.

\$LB Deone Bucannon – Totaled a team-high 14 tackles (11 solo) in Week 7 against the Rams. Missed the first three games of the season due to a setback suffered during his first practice of training camp while rehabbing offseason ankle surgery. Collected a team-high 100 tackles in 13 games last year and has totaled 334 tackles, 5.0 sacks, two INTs (one returned for a TD), 11 passes defended, four fumble recoveries and four forced fumbles in 49 career games.

LB Josh Bynes – Totaled 209 tackles, 13 tackles for loss, a half sack, one interception, 14 passes defended, one forced fumble, one fumble recovery and 12 special teams tackles in 64 games (28 starts) for the Lions (2014-16) and Ravens (2011-13).

LB Karlos Dansby – Cardinals second-round pick (33rd overall) of the 2004 NFL Draft, becomes the first player in franchise history to have three separate stints with the team. Posted his ninth career 100+ tackle season with a team-high 114 for the Bengals in 2016.

LB Chandler Jones – Since 2015, no NFL player has more sacks (31.5) and multi-sack performances (nine) than Jones, and his 8.0 sacks are most through the first seven games of a season in franchise history.

LB Kareem Martin – Made his fifth career start in Week 6 against the Buccaneers and notched a career-high five tackles. Appeared in 13 games and collected six tackles, one for loss, and a sack in 2016 after converting to OLB from the D-line in 2015.

LB Haason Reddick – Led the team with 10 tackles in his NFL debut in the season-opener at Detroit and matched that total in Week 2 against the Colts. Began in college career as a walk-on cornerback at Temple, where he earned first-team All-AAC honors and a Senior Bowl invite as a senior defensive end. First Temple player selected in the first round since Muhammad Wilkerson (Jets, 2011) and the first Owl picked by Arizona since 1943.

LB Scooby Wright III – Has played five games for the Cardinals after entering the league last season with the Browns, who drafted him in the seventh round (250th overall) in the 2016 NFL Draft.

Defensive Backs

S Budda Baker – Has a team-high eight special teams tackles on the season. A consensus NCAA All-American in 2016 and two-time first-team All-Pac-12 selection, totaled 200 tackles, 13.5 tackles for loss, 4.0 sacks, five INTs, 24 passes defended and three forced fumbles in 40 games at Washington. Given first name is Bishard, nicknamed Budda by his mother and aunt.

S Antoine Bethea – Secured an INT in three straight games (Weeks 4-6) for the first time in his career. His three INTs are tied for third most in the NFL and most in the NFC this season. Three-time Pro Bowler joined the Cardinals after 11 seasons with the 49ers (2014-16) and Colts (2006-13). Has topped 100 tackles nine times, and according to league stats, ranks fifth among all active NFL defenders – and first among defensive backs – with 1,074 career tackles.

CB Justin Bethel – Started at cornerback in the season-opener at Detroit and returned an interception 82 yards for a touchdown (third of his career) on the Lions first possession. Became the first Cardinal player with INT-TDs in consecutive games (1/1/17 @ LAR) since Marcus Turner (1990). The three-time Pro Bowl special teamer has four blocked kicks (three FG and one PAT) and four return TDs (three INT and one blocked FG) in his career.

S Tyvon Branch – Has a team-high 55 tackles through Week 7 and led the team in tackles against Dallas (11), Philadelphia (10) and Tampa Bay (eight, tied). Leads all NFC DBs in tackles, according to league stats. Joined the Cardinals after eight seasons with Oakland (2008-14) and Kansas City (2015).

S/CB Rudy Ford – Arizona's sixth-round pick (208th overall) out of Auburn totaled 275 tackles, 1.5 sacks, 11.5 tackles for loss, five INTs, three forced fumbles and a fumble recovery in 52 games (34 starts) for the Tigers. First Auburn player drafted by the Cardinals since teammate Karlos Dansby (2004).

S Tyrann Mathieu – Registered a team-high 10 tackles, two for loss and 1.0 sack in Week 4 against San Francisco, and picked off Colts QB Jacoby Brissett on the first play from scrimmage in the overtime period, helping the Cardinals claim a victory over Indianapolis in Week 2. The 2015 first-team All-Pro selection ended the 2016 season on injured reserve with a shoulder injury after being named a defensive team captain.

CB Patrick Peterson – Fifth overall selection in the 2011 NFL Draft has been chosen to sixth straight Pro Bowls, joining HOF RBs Jim Brown, Barry Sanders and Emmitt Smith as only players with six Pro Bowls prior to age 27. Only 10 players in franchise history have more career INTs than Peterson (20).

CB Brandon Williams – Cardinals 2016 third-round pick has 23 tackles, four passes defended and four special teams tackles in 20 games (three starts). Entered his third season playing CB in 2017 after converting from RB at Texas A&M.

CB Tramon Williams – Wrestled a pass away from Bucs WR Mike Evans on the Tampa Bay one-yard line for his first INT of the season in Week 6. 11-year NFL veteran entered the league as an undrafted rookie free agent in 2007 and is now tied for sixth among active players with 31 interceptions. The 2010 Pro Bowler played the past two seasons with Cleveland (2015-16) after playing eight seasons with Green Bay (2007-14).

CARDINALS PLAYER NOTES – SPECIALISTS

K Phil Dawson – Signed with Arizona after 18 years with Cleveland (1999-2012) and San Francisco (2013-16). Tied for ninth in NFL history and second among active players with 414 FGs made, and his FG percentage of 84.0% ranks second in league history among kickers with 400 or more made FGs.

LS Justin Drescher – Entered the NFL as a rookie free agent in 2010 with New Orleans, where he spent the last seven years (2010-16). Signed with Arizona in Week 6 after the season-ending injury to Aaron Brewer.

P Andy Lee – Three-time Pro Bowl (2007, 2009 and 2011) and four-time All-Pro (2007, 2009, 2011 and 2012) selection ranks ninth in NFL history in gross average (46.3), 17th in net average (39.5) and ninth in punts inside the 20-yard line (350 – tied).

ARIZONA CARDINALS 2017 TRANSACTIONS

Mon., Oct. 30 Elevated LB Bryson Albright to the active roster from the practice squad and signed T Javarius Leamon to the practice squad

Thu., Oct. 26 Placed QB Carson Palmer (arm) on injured reserve

Tue., Oct. 24 Signed QB Mike Bercovici to the practice squad and released T Givens Price from the practice squad

Mon., Oct. 16 Signed DL Peli Anau to the practice squad and released LB Vontarrius Dora from the practice squad

Wed., Oct. 11 Re-signed T Givens Price to the practice squad

Tue., Oct. 10 Acquired RB Adrian Peterson from the Saints for an undisclosed 2018 draft choice. Released RB Chris Johnson, placed LS Aaron Brewer (wrist) on injured reserve and signed LS Justin Drescher

Wed., Oct. 4 Signed LB Vontarrius Dora to the practice squad

Tue., Oct. 3 Elevated LB Scooby Wright III to the active roster from the practice squad and signed LB Connor Harris and T/G Winston Painter to the practice squad

Mon., Oct. 2 Placed LB Markus Golden (knee) on injured reserve, signed T/G Earl Watford and released T/G Winston Painter

Sat., Sep. 30 Placed G Mike Iupati (tricep) on injured reserve and elevated T/G Winston Painter to the active roster from the practice squad

Tue., Sep. 26 Signed TE Anthony Denham, Jr. and LB Earl Okine to the practice squad

Mon., Sep. 25 Elevated TE Ricky Seals-Jones to the active roster from the practice squad and released LB Philip Wheeler

Wed., Sep. 20 Re-signed LB Philip Wheeler

Tue., Sep. 19 Released TE Jim Dray

Fri., Sep. 15 Signed TE Jim Dray and released LB Philip Wheeler

Thu., Sep. 14 Signed T Ulrick John and T Winston Painter to the practice squad and released T Givens Price from the practice squad

Wed., Sep. 13 Re-signed LB Scooby Wright III to the practice squad

Tue., Sep. 12 Placed RB David Johnson (wrist) on injured reserve, released T Ulrick John, re-signed CB Chris Johnson and signed RB D.J. Foster from New England's practice squad. Also re-signed T Givens Price to the practice squad and released CB Ryan Lewis and RB James Summers from the practice squad

Mon., Sep. 11 Re-signed LB Philip Wheeler and released LB Scooby Wright III

Fri., Sep. 8 Elevated LB Scooby Wright III to the active roster from the practice squad and released LB Philip Wheeler

Tue., Sep. 5 Agreed to terms with G Alex Boone on a one-year contract

Mon., Sep. 4 Signed P Andy Lee to a two-year contract and released P Matt Wile. Placed RB T.J. Logan (wrist) on injured reserve and signed LB Bryson Albright and LB Obum Gwachum to the practice squad

Sun. Sep. 3 Re-signed WR Carlton Agudosi, G Dorian Johnson, CB Ryan Lewis, S/CB Harlan Miller, TE Ricky Seals-Jones, RB James Summers, DT Pasoni Tasini and LB Scooby Wright III to the practice squad

Sat., Sep. 2 Placed WR Aaron Dobson (hamstring) on injured reserve, waived/injured DT Ed Stinson (hamstring) and reached injury settlements with LB Tre'Von Johnson (concussion) and LB Jarvis Jones (back). Released WR Carlton Agudosi, DT Peli Anau, LB Alex Bazzie, LB Cap Capi, CB Jarell Carter, TE Gerald Christian, S Ironhead Gallon, LB Zaviar Gooden, CB Gump Hayes, WR Krishawn Hogan, WR Chris Hubert, RB Chris Johnson, G Dorian Johnson, G Kaleb Johnson, QB Trevor Knight, LB Ryan Langford, P Richie Leone, CB Ryan Lewis, T Jonathan McLaughlin, CB/S Harlan Miller, DT David Moala, T Givens Price, WR Jeremy Ross, TE Ricky Seals-Jones, CB Sojourn Shelton, RB James Summers, DT Pasoni Tasini, G Cole Toner, TE Hakeem Valles, LB Terence Waugh, LB Scooby Wright III

Fri., Sep. 1 Traded C/G Tony Bergstrom to Baltimore for a conditional seventh-round selection in the 2018 NFL Draft

Thu., Aug. 24 Released CB Daniel Gray

Tue., Aug. 22 Activated \$LB Deone Bucannon (ankle) from the PUP list

Thu., Aug. 17 Signed LB Ryan Langford and waived WR Marquis Bundy

Sat., Aug. 5 Signed LB Josh Byner and LB Terence Waugh, waived WR Larry Clark and waived/injured LB Gabe Martin (achilles)

Tue., Aug. 1 Signed DT Peli Anau and DT David Moala and reached an injury settlement with CB Elie Bouka (ankle)

Mon., July 31 Signed CB Jarell Carter and waived/injured LB Alani Fua (knee) and CB Ronald Zamort (knee)

Sun., July 30 Agreed to terms with CB Tramon Williams on a one-year contract

Thu., July 27 Signed LB Philip Wheeler and TE Gerald Christian to one-year contracts, released TE Steven Wroblewski and reached injury settlements with CB Jumal Rolle and LB Tevin Floyd

Sat., July 22 Signed LB Tevin Floyd and released C Lucas Crowley

Fri., July 21 Placed \$LB Deone Bucannon (ankle) on PUP and LB Jarvis Jones (quad) on NFI

Thu., July 20 Re-signed RB Chris Johnson to a one-year contract

Thu., June 8 Signed LB Haason Reddick (first round) to a four-year contract

Tue., June 6 Re-signed WR Chris Hubert and signed LB Alex Bazzie and CB Daniel Gray. Waived LB Mikey Bart

Fri., June 2 Released QB Zac Dysert, S Drico Johnson and S Cyril Noland-Lewis

Thu., May 25 Signed S Budda Baker (second round) to a four-year contract

Fri., May 19 Signed G Dorian Johnson (fourth round) to a four-year contract

Thu., May 18 Signed WR Chad Williams (third round) to a four-year contract

Wed., May 17 Signed LB Mikey Bart and waived/left squad DT Collin Bevins

ARIZONA CARDINALS 2017 TRANSACTIONS (CONTINUED)

- Tue., May 16** Hired Terry Allen as the Bill Bidwill Fellowship/RB's coach
- Mon., May 15** Signed WR Larry Clark
- Sat., May 13** Signed T Will Holden (5th round), RB T.J. Logan (5th round), and CB Rudy Ford (6th round) to four-year contracts
- Thu., May 11** Released LB Daryl Washington and S Christian Bryant. Signed QB Blaine Gabbert to a one-year contract
- Wed., May 10** Released WR Harvey Binford, WR Marvin Hall, CB/S Trevon Hartfield and WR Chris Hubert
- Tue., May 9** Signed CB Jumal Rolle to a one-year contract
- Wed., May 3** Signed C/G Tony Bergstrom to a one-year contract
- Tue., May 2** Agreed to terms with 17 rookie free agents: WR Carlton Agudosi, DT Collin Bevins, C Lucas Crowley, S Ironhead Gallon, CB Gump Hayes, WR Krishawn Hogan, S Drico Johnson, LB Tre'Von Johnson, QB Trevor Knight, CB Ryan Lewis, T Jonathan McLaughlin, S Cyril Noland-Lewis, TE Ricky Seals-Jones, CB Sojourn Shelton, RB James Summers, DT Pasoni Tasini, TE Steven Wroblewski. Released CB Brian Dixon
- Tue., Apr. 18** DT Olsen Pierre and G/T John Wetzel signed their one-year contract tenders for the 2017 season
- Wed., Mar. 29** Signed WR Harvey Binford
- Fri., Mar. 17** Re-signed DT Frostee Rucker to a one-year contract
- Tue., Mar. 14** Signed LB Jarvis Jones to a one-year contract
- Mon., Mar. 13** Re-signed RB Andre Ellington to a one-year contract
- Fri., Mar. 10** Agreed to terms with LB Chandler Jones (five years), LB Karlos Dansby (one year) and K Phil Dawson (two years)
- Thu., Mar. 9** Agreed to terms with S Antoine Bethea (three years) and C A.Q. Shipley (two years)
- Tue., Mar. 7** Agreed to terms on a four-year contract with TE Jermaine Gresham. Re-signed QB Zac Dysert to a one-year contract and extended tender offers to exclusive rights free agents DT Olsen Pierre and G/T John Wetzel
- Mon., Feb. 27** Re-signed WR Jeremy Ross and LB Gabe Martin to one-year contracts. Placed the non-exclusive franchise tag on LB Chandler Jones
- Fri., Jan. 27** Freddie Kitchens switches from quarterbacks coach to running backs coach and Byron Leftwich hired as quarterbacks coach
- Thu., Jan. 12** Re-signed DT Josh Mauro to a two-year contract
- Thu., Jan. 5** Signed WR Aaron Dobson and P Richie Leone to future contracts for the 2017 season
- Tue., Jan. 3** Re-signed LB Cap Capi, WR Marvin Hall, WR Chris Hubert, G Kaleb Johnson, C/G Daniel Munyer, RB Elijhaa Penny, and RB Ronald Zamort to future contracts for the 2017 season

Game 1
Lions 35, CARDINALS 23
September 10, 2017 – Ford Field (60,957)

The Cards opened the regular season at Detroit where they took advantage of early Lions mistakes to take an initial 10-0 lead. However, the hosts responded with 26 straight points in the 2nd half to earn the 35-23 victory. Detroit enjoyed a 4-1 edge in takeaways and converted 3 of them into TDs.

Detroit safety Tavon Wilson's INT off Carson Palmer on the game's opening drive set his offense up at the AZ26. However, 2 plays later Lions signal-caller Matthew Stafford returned the favor with a pass that Cards CB Justin Bethel picked off and returned 82 yards for a TD. Midway thru the 1st quarter, the Lions were backed up deep in their own territory when punter Kasey Redfern mishandled a snap in the end zone, allowing the Cards to take over at the DET13. The Cards could only convert it into a 24-yard Phil Dawson FG that made it 10-0 after one. Early in the 2nd quarter, the Cards were threatening before Lions safety Glover Quin INT'd Palmer and returned it to the AZ42. Detroit capitalized 11 plays later when Marvin Jones hauled in a 6-yard TD pass from Stafford that made it 10-6 after the PAT try failed. It remained that way until late in the half when the Cards advanced deep into Lions territory but Dawson's 32-yard FG try bounced off the left upright with :39 remaining before intermission. That was enough time for the Lions to move into position for a 58-yard Matt Prater FG that made it 10-9 as the half expired.

On its opening drive of the 2nd half, AZ's offense moved 94 yards in 12 plays thanks largely to Palmer completing 6 of 8 passes for 69 yards, the biggest of which was a 24-yarder to David Johnson to the DET3. On the next play, RB Kerwynn Williams ran it in to give AZ a 17-9 lead. After a Lions 3-n-out, the Cards took over at their own 21 but on the 1st play Johnson fumbled and DET took over at the AZ10; the play would also be Johnson's last as he exited the game with a wrist injury that ultimately landed him on IR. The Lions again cashed in on a turnover when RB Theo Riddick caught a 7-yard TD pass from Stafford that trimmed the AZ lead to 2 at 17-15 late in the 3rd. On their next series, DET took its 1st lead of the game with 9:27 left thanks to a 10-yard Stafford TD pass to rookie WR Kenny Golladay. The two struck again on the next series with a 45-yard TD hook-up that made it 28-17. The misfortune continued on the next play from scrimmage when Palmer's pass to RB Andre Ellington bounced right off the RB and into the hands of LB Miles Killebrew who took it 35 yards for a TD. A late TD pass from Palmer to WR JJ Nelson provided the game's final points.

CARDINALS	10	0	7	6	23
Lions	0	9	6	20	35

Team	Qtr.	Time	Scoring Play	Drive	Score
CARDS	1	11:14	Bethel 82-yard INT return (Dawson kick)	--	7-0
CARDS	1	2:40	Dawson 24-yard FG	7-7, 3:32	10-0
Lions	2	4:22	MJones 6-yard pass from Stafford (run failed)	11-42, 6:16	10-6
Lions	2	0:00	Prater 58-yard FG	8-38, 0:39	10-9
CARDS	3	5:37	KWilliams 3-yard run (Dawson kick)	12-94, 5:49	17-9
Lions	3	3:07	Riddick 7-yard pass from Stafford (pass failed)	2-10, 0:45	17-15
Lions	4	9:27	Golladay 10-yard pass from Stafford (pass failed)	10-67, 4:49	17-21
Lions	4	4:13	Golladay 45-yard pass from Stafford (Prater kick)	10-67, 5-72, 2:55	17-28
Lions	4	4:03	Killebrew 35-yard INT return (Prater kick)	--	17-35
CARDS	4	1:33	Nelson 1-yard pass from Palmer (pass failed)	10-75, 2:30	23-35

STATISTICS

	AZ	DET
First Downs	24	18
3 rd Down Eff. (Pct)	6-15 (40)	8-16 (50)
Total Plays	67	69
Avg. Gain	4.6	5.3
Rushes-Yards	18-45	27-82
Net Passing Yards	264	285
Total Net Yards	309	367
Passing (A-C-I)	48-27-3	41-29-1
Sacked by Opp.	1-5	1-7
Punts-Average	4-46.0	5-37.8
Fumbles-Lost	2-1	1-0
Penalties	6-55	10-100
Time of Possession	27:58	32:02

Weather: Indoors

RUSHING

CARDS: DJohnson 11-23; Williams 5-10, TD; JoBrown 1-10; Palmer 1-2.

Lions: Abdullah 15-30; Washington 6-22; Stafford 2-14; Redfern 1-10; Tate 2-7; Riddick 1(-1).

PASSING

CARDS: Palmer 27-49, 269 yds, 1 TD, 3 INT.

Lions: Stafford 29-41, 292 yds, 4 TD, 1 INT.

RECEIVING

CARDS: Fitzgerald 6-74; DJohnson 6-68; Nelson 5-43, TD; JoBrown 4-32; Gresham 3-15; Ellington 2-35; Williams 1-2.

Lions: Tate 10-107; Riddick 6-27, TD; Golladay 4-69, 2 TD; Abdullah 3-11; MJones 2-37, TD; TJones 2-32; Ebron 2-9

INTERCEPTIONS

CARDS: Bethel 1-81, TD.

Lions: Killebrew 1-35, TD; Quin 1-25; Wilson 1-23.

Game 2
CARDINALS 16, Colts 13 (OT)
September 17, 2017 – Lucas Oil Stadium (63,137)

The Cards made their first-ever appearance at Lucas Oil Stadium where they allowed Indy to jump out to an early 10-point lead. They trailed by that same margin approaching the midway point of the 4th quarter. Starting down the barrel of an 0-2 start to the season, AZ rallied to score 3 times the rest of the way and emerged with a 16-13 OT victory.

Both squads entered the contest undermanned. AZ was without 5 injured starters while Indy's list of missing players was headlined by QB Andrew Luck. Starting in his place was recently-acquired Jacoby Brissett who led Indy to scores on its first 2 offensive drives. The initial one appeared to end with an Adam Vinatieri FG but Cards DL Rodney Gunter was flagged for "leverage on the try; 2 plays later Indy added a TD instead thanks to a 5-yard Frank Gore run. The Colts went up 10-0 on their next drive via Vinatieri's 46-yard FG. AZ responded on the next play from scrimmage with a 46-yard Carson Palmer pass to TE Ifeanyi Momah that took it to the Indy 29. AZ would reach the 1 and went for it on 4th-n-goal from there but Palmer's fade pass to Larry Fitzgerald fell incomplete. After the Cards D forced a 3-n-out, AZ again threatened. A 9-yard Palmer pass to WR JJ Nelson was initially ruled a TD but reversed after replay and a 27-yard Phil Dawson FG made it 10-3. With under 2 minutes to play in the half, the Cards reached the Indy 26 but Palmer's 1st down throw was picked off by S Malik Hooker.

Neither team scored or generated much offense in the 3rd but with 11:42 remaining, Vinatieri's 29-yard FG made it a 2-score game at 13-3. The next series saw Palmer pick-up a key 1st down on 3rd-n-1 when he fumbled the snap but recovered and ran up the middle for 4. Two plays later AZ faced a 3rd-n-20 from its own 18 when Palmer picked up 22 on a pass to WR Jaron Brown and an additional 15 thanks to a roughing the passer call that moved it to the Indy 45. On the next snap, Palmer hit Nelson between 2 defenders down the deep middle for a 45-yard TD that made it 13-10. The AZ offense got the ball back after a Colts 3-n-out and on the 2nd play thereafter, Palmer and Nelson again connected, this time on a 31-yarder to the Indy 28. The catch would lead to a 40-yard Dawson FG that tied the game at 13 with 3:28 to play. On the final play of regulation Dawson had a chance to end it with a 42-yard FG. His initial attempt was good but negated by a Colts timeout and the following try was wide right sending the game to OT.

The Colts won the toss to open the extra period and elected to receive but on their 1st play, S Tyrann Mathieu picked off Brissett and returned the INT 15 yards to the Indy 21. Four plays later, Dawson hit it right down the middle from 30 yards to claim the victory.

CARDINALS	0	3	0	10	3	16
Colts	10	0	0	3	0	13

Team	Qtr.	Time	Scoring Play	Drive	Score
Colts	1	7:38	Gore 5-yard run (Vinatieri kick)	14-53, 5:45	0-7
Colts	1	1:27	Vinatieri 46-yard FG	8-32, 4:21	0-10
CARDS	2	5:56	Dawson 27-yard FG	15-54, 5:49	3-10
Colts	4	11:42	Vinatieri 29-yard FG	16-76, 9:18	3-13
CARDS	4	7:38	Nelson 45-yard pass from Palmer (Dawson kick)	7-85, 4:04	10-13
CARDS	4	3:25	Dawson 40-yard FG	6-40, 2:09	13-13
CARDS	OT	8:02	Dawson 30-yard FG	4-9, 1:45	16-13

STATISTICS

	AZ	IND
First Downs	17	18
3 rd Down Eff. (Pct)	6-15 (40)	8-18 (44)
Total Plays	65	70
Avg. Gain	3.3	2.6
Rushes-Yards	25-83	29-76
Net Passing Yards	306	190
Total Net Yards	389	266
Passing (A-C-I)	36-19-1	37-20-1
Sacked by Opp.	4-26	4-26
Punts-Average	5-46.4	7-43.3
Fumbles-Lost	1-0	3-0
Penalties	6-41	8-70
Time of Possession	28:49	33:09

Weather: Indoors

RUSHING

CARDS: CJohnson 11-44; KWilliams 9-22; Ellington 2-11; Palmer 3-6.

Colts: Gore 14-46, TD; Brissett 6-22; Turbin 3-11; Mack 6(-3).

PASSING

CARDS: Palmer 19-36, 332 yds, 1 TD, 1 INT.

Colts: Brissett 20-37, 216 yds, 0 TD, 1 INT.

RECEIVING

CARDS: Nelson 5-120, TD; JaBrown 4-73; Ellington 3-12; Momah 1-46; Golden 1-29; Niklas 1-16; CWilliams 1-15.

Colts: Doyle 8-79; Hilton 4-45; Aiken 3-31; Moncrief 2-18; BWilliams 1-20; Mack 1-11; Turbin 1-8.

INTERCEPTIONS

CARDS: Mathieu 1-15.

Colts: Hooker 1-32.

Game 3**Cowboys 28, CARDINALS 17****September 25, 2017 – University of Phoenix Stadium (65,102)**

After opening the regular season with back-to-back road games, the Cards made their University of Phoenix Stadium debut with a nationally-televised Monday night tilt against the Cowboys. Arizona came out of the gates fast as Carson Palmer completed his first 11 passes and was 15-18 passing for 145 yards and a TD in a 1st half that the Cards dominated statistically. On the scoreboard, however, the teams were tied at 7 at intermission. Dallas would outscore AZ 21-10 in the 2nd half behind the playmaking of QB Dak Prescott and emerged with the victory that improved the Cowboys to 2-1 while dropping the Cards to 1-2. Overshadowed by the outcome was a magnificent outing from WR Larry Fitzgerald who had 13 catches for 149 yards and a TD.

The Cardinals took the game's opening kickoff 82 yards in 8 plays and Palmer capped the drive with a 25-yard scoring strike to WR Jaron Brown. Their next drive also went deep into Dallas territory but an apparent 10-yard TD pass to Brown was negated by penalty and the subsequent FG try of 36 yards by Phil Dawson was wide right. The AZ defense meanwhile forced 3-n-outs on the first 2 Cowboy drives but the field position would gradually shifted in Dallas' favor. After taking over at the AZ22 with 2:21 left in the 1st half, Prescott ran it in from 10 yards out and flipped into the end zone to tie the game.

On its 2nd drive of the 3rd quarter, Dallas took over at the AZ46 and 4 plays later Prescott found Dez Bryant with a 15-yard TD pass. Later in that quarter a 37-yard Fitzgerald pass from Palmer took it to the DAL17 and 2 plays later the two connected on a 15-yard TD pass in the back right corner of the end zone to again tie the game. With just under 12 minutes remaining, Prescott kept a 2nd down play alive by scrambling to his right before lofting a pass to the end zone that WR Brice Butler hauled in for a 37-yard TD. Down 21-14, Palmer drove the Cards to the DAL19 thanks in large part to a 24-yard gain on an acrobatic Fitzgerald sideline grab. That ultimately led to a 37-yard Dawson FG that trimmed the deficit to 21-17 with 6:40 remaining. On the next play from scrimmage, Prescott hit Butler with a 53-yard completion to the AZ22 and 3 plays later RB Ezekiel Elliott ran it in from 8 yards out to make it 21-17.

The MNF contest ended a weekend of NFL action in which every game featured some sort of response to critical comments of the league by President Donald Trump. During the anthem, Cardinals players, coaches and ownership locked arms while standing shoulder to shoulder in the end zone in a show of unity

Cowboys	0	7	7	14	28
CARDINALS	7	0	7	3	17

Team	Qtr.	Time	Scoring Play	Drive	Score
CARDS	1	9:59	JaBrown 25-yard pass from Palmer (Dawson kick)	8-82, 5:01	0-7
Cowboys	2	1:11	Prescott 10-yard run (Bailey kick)	3-33, 1:10	7-7
Cowboys	3	8:31	Bryant 15-yard pass from Prescott (Bailey kick)	4-46, 1:58	14-7
CARDS	3	3:13	Fitzgerald 15-yard pass from Palmer (Dawson kick)	3-54, 1:32	14-14
Cowboys	4	11:52	Butler 37-yard pass from Prescott (Bailey kick)	5-50, 2:53	21-14
CARDS	4	6:35	Dawson 37-yard FG	16-56, 5:17	21-17
Cowboys	4	4:57	Elliott 8-yard run (Bailey kick)	4-75, 1:38	28-17

STATISTICS

	DAL	AZ
First Downs	15	22
3 rd Down Eff. (Pct)	2-9 (22)	8-18 (44)
Total Plays	45	75
Avg. Gain	6.1	4.4
Rushes-Yards	26-99	21-49
Net Passing Yards	174	283
Total Net Yards	273	332
Passing (A-C-I)	18-13-0	48-29-0
Sacked by Opp.	1-9	6-42
Punts-Average	7-44.4	6-45.2
Fumbles-Lost	0-0	0-0
Penalties	9-76	6-50
Time of Possession	28:49	33:09

Weather: Indoors

RUSHING

Cowboys: Elliott 22-80, TD; Prescott 3-16, TD; Switzer 1-3.
 CARDS: Ellington 5-22; CJohnson 12-17; Palmer 3-7; KWilliams 1-3.

PASSING

Cowboys: Prescott 13-18, 183 yds, 2 TD, 0 INT.
 CARDS: Palmer 29-48, 325 yds, 2 TD, 0 INT.

RECEIVING

Cowboys: TWilliams 3-47; Elliott 3-14; Butler 2-90, TD; Bryant 2-12, TD; Brown 1-13; Beasley 1-4; Witten 1-3.
 CARDS: Fitzgerald 13-149, TD; Ellington 5-59; Gresham 5-47; Ja Brown 2-27, TD; Golden 1-21; Niklas 1-10; CWilliams 1-8; CJohnson 1-4.

INTERCEPTIONS

Cowboys: None.
 CARDS: None.

Game 4**CARDINALS 18, 49ers 15 (OT)****October 1, 2017 – University of Phoenix Stadium (64,121)**

This week 4 showdown between the Niners & Cards was a classic NFC West battle. Neither team allowed a TD in regulation but there were plenty of field goals, an NFL-record tying 9 in all. The last of them was a 23-yarder by San Fran's Robbie Gould that capped the 49ers' OT-opening drive of 17 plays and 73 yards. In addition to putting the visitors up 15-12, it also consumed 7:36 of the 10-minute extra period leaving AZ with just over 2 minutes to answer.

But answer they did. After taking over at his own 25 with 2:24 remaining, Carson Palmer completed 4 straight passes for 50 yards to move it to the SF25. The last 2 went to WR Jaron Brown who finished with 8 catches for 105 yards, both career-highs. On the next play WR John Brown came down with a pass in the back right corner of the end zone but he was ruled out of bounds and after a replay review, referee Tony Corrente announced that the original call would stand. A holding penalty backed up the AZ offense but a defensive pass interference was followed by an 8-yard completion to RB Andre Ellington, taking the Cards to the SF19 with :38 left. On the next snap, Palmer tossed it to the right side of the end zone where Larry Fitzgerald lept high, snatched the ball with both hands and landed in the end zone with the game-winning TD. It was Arizona's first lead of the day and secured the Cards' 5th straight win over San Fran.

While the OT-game-winner was the game's only TD, the Cards looked like they'd get one on the day's opening series. They reached the SF4 but LB Ray-Ray Armstrong caught a tipped ball in the end zone for an INT. After a 49-yard Gould FG late in the 1st gave the 49ers a 3-0 lead, Ellington caught a 12-yard pass at the corner of the end zone that was ruled a TD; however, after replay review Corrente reversed the call. AZ instead had to settle for a game-tying FG from Phil Dawson, the first of 4 FGs he would have on the day. After another Gould FG put SF up 6-3, an INT by S Antoine Bethea set the Cards offense up at the SF30; that led to a Dawson 43-yarder that knotted it at 6 going into halftime.

The first three drives of the 3rd quarter resulted in FGs – two for Gould, and a 50-yarder for Dawson – and SF led 12-9 heading into the 4th. Midway through that final quarter, Dawson tied it with his 4th FG in as many tries. While each team would get two more possessions in regulation, neither could generate a scoring opportunity and the game went to OT where SF won the coin flip but the Cards ultimately won the game. It was Arizona's 2nd OT victory in 3 weeks and the franchise's 26th all-time, 2nd most in NFL history behind only Denver's 28.

49ers	3	3	6	0	3	15
CARDINALS	0	6	3	3	6	18

Team	Qtr.	Time	Scoring Play	Drive	Score
49ers	1	2:05	Gould 49-yard FG	10-45, 3:45	3-0
CARDS	2	13:07	Dawson 29-yard FG	9-63, 3:58	3-3
49ers	2	7:16	Gould 39-yard FG	12-64, 5:51	6-3
CARDS	2	1:24	Dawson 43-yard FG	4-5, 0:30	6-6
49ers	3	10:34	Gould 47-yard FG	9-46, 4:26	9-6
CARDS	3	6:50	Dawson 50-yard FG	7-43, 3:44	9-9
49ers	3	2:22	Gould 48-yard FG	11-45, 4:28	12-9
CARDS	4	7:41	Dawson 32-yard FG	11-50, 6:07	12-12
49ers	OT	2:24	Gould 23-yard FG	17-73, 7:36	15-12
CARDS	OT	0:32	Fitzgerald 19-yard pass from Palmer	7-75, 1:52	15-18

STATISTICS

	SF	AZ
First Downs	20	25
3 rd Down Eff. (Pct)	5-19 (26)	5-15 (31)
Total Plays	79	79
Avg. Gain	3.9	4.7
Rushes-Yards	27-95	22-51
Net Passing Yards	210	317
Total Net Yards	305	368
Passing (A-C-I)	49-24-1	51-33-1
Sacked by Opp.	3-24	6-40
Punts-Average	7-50.1	6-48.8
Fumbles-Lost	1-0	0-0
Penalties	13-113	10-80
Time of Possession	33:13	36:15

Weather: Indoors

RUSHING

49ers: Hyde 16-68; Breida 9-16; Jusczyk 1-8; Hoyer 1-3.
 CARDS: CJohnson 13-32; Ellington 5-18; Palmer 2-1; Penny 1-1; KWilliams 1-(-1).

PASSING

49ers: Hoyer 24-49, 234 yds, 0 TD, 1 INT.
 CARDS: Palmer 33-51, 357 yds, 1 TD, 1 INT.

RECEIVING

49ers: Taylor 5-47; Hyde 5-27; Garcon 4-36; Jusczyk 3-15; Kittle 2-35; Goodwin 1-18; Breida 1-4.
 CARDS: Ellington 9-86; JaBrown 8-105; Fitzgerald 4-32, TD; JoBrown 3-47; Nelson 3-34; CJohnson 3-31; Gresham 2-12; KWilliams 1-10.

INTERCEPTIONS

49ers: Armstrong 1-0.
 CARDS: Bethea 1-16.

Game 5
Eagles 34, CARDINALS 7
October 8, 2017 – Lincoln Financial Field (69,596)

On a humid October afternoon in Philadelphia, the Eagles jumped out to a 21-0 lead after QB Carson Wentz threw TD passes on the team's first 3 offensive possessions. The Cardinals would get to within 14 points after a TD early in the 2nd quarter but never closer as Philly scored the game's final 13 points en route to a 34-7 victory. It dropped AZ to 2-3 on the season while the Eagles improved to 4-1.

Philly finished the game 9-14 on 3rd down and that efficiency was on display on the game's opening possession when they Eagles converted 3 times including a pair of 3rd-n-11's. Those conversions extended a drive that ultimately ended on Wentz's 15-yard TD pass to TE Trey Burton. Their next series started at the AZ15 thanks to a 76-yard Kenjon Barner punt return. Three plays later Wentz found another TE – this time Zach Ertz – with an 11-yard scoring strike. Late in the 1st, Philly faced a 3rd-n-6 from its own 41 when Wentz hit Torrey Smith crossing the deep middle and the WR took it the distance for a 59-yard TD. Arizona answered with its best drive of the day, a 10-play, 75-yard series that concluded with a 13-yard TD pass from Carson Palmer to John Brown. AZ stopped the Eagles on their next 3 drives forcing a pair of punts and ending the 3rd with an Antoine Bethea interception in the end zone with :40 left in the half. It was Bethea's 2nd INT in as many games for Arizona. After the takeaway, the Cards moved into position for a 51-yard Phil Dawson FG attempt that would've made it 21-10 but the try was blocked due in part by the fact that long-snapper Aaron Brewer was lost earlier in the game with a broken wrist.

The Eagles added a 36-yard Jake Elliott FG on the opening drive of the 2nd half that made it 24-7. On the 3rd play of their next series they faced a 3rd-n-19 at their own 28. AZ brought the house but Wentz beat the blitz with a deep pass that Nelson Agholor hauled in for a 72-yard TD that effectively provided the game's knockout blow. Elliott would add a 28-yard FG late to make it 34-7. Cards WR JJ Nelson was awarded a diving TD in the game's final minute but replay reversed it saying that he lost possession before crossing the goal line.

WR Larry Fitzgerald extended his streak of games with at least one reception to 200 games and finished with 6 catches in all. The Cards again had to shuffle their offensive line due to injuries and started back-ups at both LT and LG against Philly's formidable front.

CARDINALS	0	7	0	0	7
Eagles	21	0	10	3	34

Team	Qtr.	Time	Scoring Play	Drive	Score
Eagles	1	8:19	Burton 15-yard pass from Wentz (Elliott kick)	10-54, 5:26	0-7
Eagles	1	3:52	Ertz 11-yard pass from Wentz (Elliott kick)	3-15, 1:30	0-14
Eagles	1	0:43	T.Smith 59-yard pass from Wentz (Elliott kick)	3-64, 1:33	0-21
CARDS	2	11:42	Jo. Brown 13-yard pass from Palmer (Dawson kick)	10-75, 4:01	7-21
Eagles	3	9:18	Elliott 36-yard FG	11-57, 5:42	7-24
Eagles	3	6:16	Agholor 72-yard pass from Wentz (Elliott kick)	3-63, 1:01	7-31
Eagles	4	2:00	Elliott 28-yard FG	13-58, 9:14	7-34

STATISTICS

	AZ	PHI
First Downs	16	19
3 rd Down Eff. (Pct)	4-14 (29)	9-14 (64)
Total Plays	60	64
Avg. Gain	5.1	6.5
Rushes-Yards	14-31	33-122
Net Passing Yards	276	297
Total Net Yards	307	419
Passing (A-C-I)	44-28-0	30-21-1
Sacked by Opp.	2-15	1-7
Punts-Average	7-49.6	3-43.0
Fumbles-Lost	1-1	0-0
Penalties	7-61	5-60
Time of Possession	24:13	35:47

Weather: Partly cloudy & humid with intermittent rain, 77 degrees, 91% humidity, winds SSW 10 mph.

RUSHING

CARDS: CJohnson 9-21; Nelson 1-14; KWilliams 3-(-2); Ellington 1-(-2).
 Eagles: Blount 14-74; Barner 5-23; Clement 7-17; Wentz 6-11; TSmith 1-(-3).

PASSING

CARDS: Palmer 28-44, 291 yds, 1 TD, 0 INT.
 Eagles: Wentz 21-30, 304 yds, 4 TD, 1 INT.

RECEIVING

CARDS: Ellington 9-65; Fitzgerald 6-51; Nelson 4-80; JaBrown 3-39; JoBrown 2-26, TD; Gresham 2-16; CJohnson 1-8; Penny 1-6.
 Eagles: Ertz 6-61, TD; Agholor 4-93, TD; TSmith 3-70, TD; Jeffery 3-31; Burton 2-16, TD; Clement 1-22; Johnson 1-6; Celek 1-5.

INTERCEPTIONS

CARDS: Bethea 1-0.
 Eagles: None.

Game 6
CARDINALS 38, Buccaneers 33
October 15, 2017 – University of Phoenix Stadium (63,999)

The Cardinals evened their record at 3-3 with a home victory over the 2-2 Buccaneers. They scored TDs on each of their first 3 offensive possessions and took a 24-0 halftime lead that grew to 31-0 early in the 3rd. The offensive explosion coincided with the arrival of RB Adrian Peterson, who AZ picked up in trade with the Saints on Tuesday. In his Cards debut, the 32-year old All-Pro was sensational finishing with 134 rushing yards on 26 carries with 2 TDs. The ground success opened things up for the passing game where Carson Palmer completed his first 14 passes that included 3 TDs. His primary target was Larry Fitzgerald who had a game-high 10 catches for 138 yards a TD. As it turned out, the Cards would need every bit of that offensive production as the Bucs clawed back to make it a game with 33 second half points, including 27 in the 4th. They did with back-up QB Ryan Fitzpatrick who took over in the 2nd quarter after starter Jameis Winston injured his shoulder on a hit from Chandler Jones. In the end, the Cards cushion was enough to weather the late barrage and emerge with an important 5-point victory.

Peterson's impact was evident from the start. AZ took the opening kickoff and moved 75 yards in 7 plays; 4 of them were Peterson runs that gained 54 yards including a 27-yard TD jaunt. The next Cards series also ended with 7, this time when Palmer finished the 7-play, 86-yard drive with a 14-yard scoring pass to TE Troy Niklas. After a TB 3-n-out, the lead grew to 21-0 when Palmer's 11-yard TD to Fitzgerald capped a 75-yard scoring drive. With 5:31 to go in the 2nd, Phil Dawson's 28-yard FG made it 24-0 and Winston had been knocked from the game. In his 1st series of action, Fitzpatrick led the Bucs to the AZ5 but the Cards turned them away on both 3rd and 4th downs to secure the 1st half shut out.

On the 2nd play of the 3rd quarter, S Antoine Bethea notched his 3rd INT in as many games and returned the pick 21 yards to the TB 33. Four plays later, Palmer hit WR John Brown with a 17-yard TD pass that made it 31-0. Midway thru the 3rd, Fitzpatrick and DeSean Jackson connected on a 4-yard TD to begin a string of 20 unanswered points for the Bucs. A 10-yard TD catch by TE Cameron Brate was followed :36 later by a defensive score; LB Lavonte David scooped up a Fitzgerald fumble and his 21-yard return made it 31-21 with about 13 minutes left. AZ's next possession ended on an Andy Lee punt that rookie Budda Baker downed at the 1. On the next play, Cards CB Tramon Williams came up with a huge INT wrestled a pass from WR Mike Evans, giving the ball back to the offense at the TB1. On the next snap, Peterson punched it in from there and the Cards led 38-20 with 7:17 left. But the Bucs would get 2 more TDs in that span – a 1-yard Doug Martin run and a 37-yard Evans TD catch – to make it a 5-point game with 2:02 remaining. However, when Fitzgerald recovered the on-side kick attempt, the Cards were able to salt the time away with 3 kneeldowns.

Buccaneers	0	0	6	27	33
CARDINALS	14	10	7	7	38

Team	Qtr.	Time	Scoring Play	Drive	Score
CARDS	1	11:52	APeterson 27-yard run (Dawson kick)	6-75, 3:08	0-7
CARDS	1	5:24	Niklas 14-yard pass from Palmer (Dawson kick)	7-86, 3:38	0-14
CARDS	2	12:04	Fitzgerald 11-yard pass from Palmer (Dawson kick)	7-95, 4:04	0-21
CARDS	2	5:31	Dawson 28-yard FG	10-60, 6:02	0-24
CARDS	3	11:58	JoBrown 17-yard pass from Palmer (Dawson kick)	4-33, 2:11	0-31
Bucs	3	8:27	DJackson 4-yard pass from Fitzpatrick (run failed)	8-75, 3:31	6-31
Bucs	4	13:32	Brate 10-yard pass from Fitzpatrick (pass failed)	6-63, 2:50	12-31
Bucs	4	12:56	David 21-yard fumble return TD (Martin run)	--	20-31
CARDS	4	7:17	APeterson 1-yard run (Dawson kick)	1-1; 0:05	20-38
Bucs	4	3:02	Martin 1-yard run (pass failed)	11-70, 4:15	26-38
Bucs	4	2:02	Evans 37-yard pass from Fitzpatrick (Murray kick)	3-65, 0:32	33-38

STATISTICS

	TB	AZ
First Downs	21	23
3 rd Down Eff. (Pct)	7-14 (50)	4-9 (44)
Total Plays	64	59
Avg. Gain	6.5	7.3
Rushes-Yards	21-68	35-160
Net Passing Yards	346	272
Total Net Yards	414	432
Passing (A-C-I)	42-27-2	22-18-1
Sacked by Opp.	1-5	2-11
Punts-Average	4-38.5	2-46.5
Fumbles-Lost	0-0	3-1
Penalties	9-49	7-61
Time of Possession	27:37	32:23

Weather: Indoors

RUSHING

Bucs: Martin 14-53, TD; Fitzpatrick 3-10; Reedy 1-4; Rodgers 3-1.
 CARDS: APeterson 26-134, 2 TD; Nelson 1-16; KWilliams 3-14; Palmer 5-(-4).

PASSING

Bucs: Fitzpatrick 22-32, 290, 3 TD, 2 INT; Winston 5-10, 61 yds, 0 TD, 0 INT.
 CARDS: Palmer 18-22, 283 yds, 3 TD, 1 INT.

RECEIVING

Bucs: Brate 6-76, TD; Humphries 6-51; Sims 4-45; Evans 3-95, TD; DJackson 3-38, TD; Howard 1-15; Martin 1-11; Godwin 1-9; Rodgers 1-6; Stocker 1-5.
 CARDS: Fitzgerald 10-138, TD; JoBrown 3-63, TD; Gresham 2-32; Niklas 2-20, TD; JaBrown 1-30.

INTERCEPTIONS

Bucs: Grimes 1-39.
 Cards: Bethea 1-21; TWilliams 1-0.

Game 7
Rams 33, CARDINALS 0
October 22, 2017 – Twickenham Stadium, London (73,736)

The 3-3 Cardinals traveled to London to take on the 4-2 Rams in a key divisional showdown at Twickenham Stadium. After a promising game-opening drive, Arizona would be outplayed by LA in all three phases of the game the rest of the way. In addition to suffering a 33-0 defeat, the Cards lost QB Carson Palmer late in the 1st half with a fractured left forearm that would require surgery and land him on IR. The most damage was done in the 2nd quarter when the Rams scored 20 points in all and 17 in the final 5:25. LA enjoyed a near two-to-one advantage in time of possession and outgained AZ 425-193 in total offensive yards. The Cards were hampered by 10 penalties, including 5 neutral zone infractions on defense and allowed the Rams to convert 13 of their 19 third down attempts (68%).

On the game's opening drive, Palmer completed 4 of 5 passes for 62 yards and moved AZ to the LA14 but Phil Dawson's 32-yard try from there was wide left. The Rams then moved 73 yards to the AZ5 where Greg Zuerlein's 23-yard FG made it 3-0. Zuerlein doubled the LA lead early in the 2nd with a 33-yarder that capped an 8-play, 51-yard drive. With 5:48 remaining before halftime and trailing 6-0, the Cards took over at their own 18 when disaster struck. On the drive's first play, LB Alec Ogletree hit Palmer while he was throwing; it caused the ball to flutter and led to a Lamaricus Joyner INT that he returned 29 yards to the AZ18. The play would be Palmer's last as he exited with a fractured left forearm suffered on the play and Drew Stanton came on at QB the rest of the way. On the next snap after the turnover, Todd Gurley ran for an 18-yard TD that made it 13-0. With 1:22 to go before halftime, the Rams were again threatening at the AZ32 when Goff's pass was nearly INT'd by S Antoine Bethea but he could not hold on. Instead, the LA drive continued and ultimately ended when Goff ran it in himself from 9 yards out to put the Rams up 20-0 with :41 remaining before intermission. On the next play from scrimmage, Stanton was picked off by LB Mark Barron and that led to a 53-yard Zuerlein FG as the half expired.

Zuerlein would add a 34-yarder on the opening drive of the 3rd quarter to make it 26-0. The next Rams drive reached the AZ21 but Cards \$LB Deone Bucannon ended it with an INT off Goff that he returned 39 yards to the LA47. The Cards could not capitalize on their last best chance for points and only a late Goff pass to WR Cooper Kupp remained to provide the game's final margin.

Larry Fitzgerald extended his streak of games with at least one reception to 202 and Twickenham Stadium became the 40th different NFL venue at which he's had a regular season catch. RB Adrian Peterson made his 2nd appearance as a Cardinal and his 2nd appearance of the month in the UK; prior to being traded to AZ, he played at Wembley Stadium with the Saints on October 1 and became the 1st in NFL history to play 2 London games in the same season.

CARDINALS	0	0	0	0	
Rams	3	20	3	7	33

Team	Qtr.	Time	Scoring Play	Drive	Score
Rams	1	4:14	Zuerlein 23-yard FG	14-73, 5:50	0-3
Rams	2	11:13	Zuerlein 33-yard FG	8-51, 3:38	0-6
Rams	2	5:25	Gurley 18-yard run (Zuerlein kick)	1-18, 0:10	0-13
Rams	2	0:41	Goff 9-yard run (Zuerlein kick)	8-88, 1:23	0-20
Rams	2	0:00	Zuerlein 53-yard FG	4--(-7), 0:33	0-23
Rams	3	10:53	Zuerlein 34-yard FG	10-63, 4:07	0-26
Rams	4	3:46	Cupp 18-yard pass from Goff (Zuerlein kick)	16-80, 10:10	0-33

STATISTICS

	AZ	LA
First Downs	10	28
3 rd Down Eff. (Pct)	3-12 (25)	13-19 (68)
Total Plays	47	78
Avg. Gain	4.1	5.4
Rushes-Yards	12-25	40-197
Net Passing Yards	168	228
Total Net Yards	193	425
Passing (A-C-I)	32-15-2	37-22-1
Sacked by Opp.	3-16	1-7
Punts-Average	6-43.8	2-59.5
Fumbles-Lost	1-0	0-0
Penalties	10-65	6-45
Time of Possession	20:59	39:01

Weather: Cloudy, 54 degrees, Humidity 72%, Winds W 10 mph

RUSHING

CARDS: APeterson 11-21; Stanton 1-4.
Rams: Gurley 22-106, TD; MBrown 11-48;
Austin 3-27; Goff 2-13, TD; Woods 1-4;
Mannion 1-(-1).

PASSING

CARDS: Palmer 10-18, 122 yds, 0 TD, 1 INT; Stanton 5-14, 62 yds, 0 TD, 1 INT.
Rams: Goff 22-37, 235 yds, 1 TD, 1 INT.

RECEIVING

CARDS: Fitzgerald 3-29; Golden 3-20;
JaBrown 2-37; Nelson 2-35; KWilliams 2-27; Gresham 1-18; APeterson 1-2;
JoBrown 1-6.
Rams: Woods 5-59; Kupp 4-51, TD; Gurley 4-48; Watkins 3-42; Higbee 3-13; Austin 2-15; MBrown 1-7.

INTERCEPTIONS

Cards: Bucannon 1-39.
Rams: Joyner 1-29; Barron 1-10.



ARIZONA CARDINALS 2017 TEAM STATS

Won 3, Lost 4

9/10/2017	L	23 - 35	at Detroit Lions
9/17/2017	W	16 - 13	at Indianapolis Colts
9/25/2017	L	17 - 28	Dallas Cowboys
10/1/2017	W	18 - 15	San Francisco 49ers
10/8/2017	L	7 - 34	at Philadelphia Eagles
10/15/2017	W	38 - 33	Tampa Bay Buccaneers
10/22/2017	L	0 - 33	at Los Angeles Rams

	Arizona	Opponent						
Total First Downs	137	140						
Rushing	22	40						
Passing	96	88						
Penalty	19	12						
3rd Down: Made/Att	36/99	52/109						
3rd Down Pct.	36.4%	47.7%						
4th Down: Made/Att	4/9	3/5						
4th Down Pct.	44.4%	60.0%						
Possession Avg.	28:35	31:25						
Total Net Yards	2329	2469						
Avg. Per Game	332.7	352.7						
Total Plays	452	469						
Avg. Per Play	5.2	5.3						
Net Yards Rushing	444	741						
Avg. Per Game	63.4	105.9						
Total Rushes	147	202						
Net Yards Passing	1885	1728						
Avg. Per Game	269.3	246.9						
Sacked/Yards Lost	24/155	13/87						
Gross Yards	2040	1815						
Attempts/Completions	281/169	254/156						
Completion Pct.	60.1%	61.4%						
Had Intercepted	8	7						
Punts/Average	36/46.8	35/44.5						
Net Punting Avg.	37.2	43.4						
Penalties/Yards	52/413	60/513						
Fumbles/Ball Lost	8/3	5/0						
Touchdowns	13	22						
Rushing	3	6						
Passing	9	14						
Returns	1	2						
Score By Periods	Q1	Q2	Q3	Q4	OT	Pts		
Team	31	26	24	29	9	119		
Opponents	37	39	38	74	3	191		
Scoring	TD	Ru	Pa	Rt	PAT	FG	2Pt	Pts
P.Dawson	0	0	0	0	11/11	10/15	0	41
L.Fitzgerald	3	0	3	0	0/0	0/0	0	18
A.Peterson	2	2	0	0	0/0	0/0	0	12
J.Brown	2	0	2	0	0/0	0/0	0	12
J.Nelson	2	0	2	0	0/0	0/0	0	12
J.Bethel	1	0	0	1	0/0	0/0	0	6
K.Williams	1	1	0	0	0/0	0/0	0	6
Ja.Brown	1	0	1	0	0/0	0/0	0	6
T.Niklas	1	0	1	0	0/0	0/0	0	6
Team	13	3	9	1	11/11	10/15	0	119
Opponents	22	6	14	2	15/15	14/14	1	191

2-Pt. Conversions: Team 0/1, Opponents: 1/7
 Sacks: C.Jones 8.0, O.Pierre 1.0, J.Mauro 1.0, T.Mathieu 1.0, J.Bynes 1.0,
 F.Rucker 0.5, X.Williams 0.5 **Team: 13.0, Opponents: 24.0**

Rushing	No.	Yds	Avg	Long	TD
A.Peterson	37	155	4.2	27t	2
C.Johnson	45	114	2.5	11	0
A.Ellington	13	49	3.8	14	0
K.Williams	22	46	2.1	11	1
J.Nelson	2	30	15.0	16	0
D.Johnson	11	23	2.1	6	0
C.Palmer	14	12	0.9	4	0
J.Brown	1	10	10.0	10	0
D.Stanton	1	4	4.0	4	0
E.Penny	1	1	1.0	1	0
Team	147	444	3.0	27t	3
Opponents	202	741	3.7	37	6

Receiving	No.	Yds	Avg	Long	TD
L.Fitzgerald	45	494	11.0	37	3
A.Ellington	28	257	9.2	24	0
J.Brown	20	311	15.6	32	1
J.Nelson	19	312	16.4	45t	2
J.Gresham	15	140	9.3	20	0
Jo.Brown	13	174	13.4	31	2
D.Johnson	6	67	11.2	24	0
B.Golden	5	70	14.0	29	0
C.Johnson	5	43	8.6	15	0
T.Niklas	4	46	11.5	16	1
K.Williams	4	39	9.8	25	0
C.Williams	2	23	11.5	15	0
I.Momah	1	46	46.0	46	0
A.Peterson	1	12	12.0	12	0
E.Penny	1	6	6.0	6	0
R.Seals-Jones	0	0	0	0	0
Team	169	2040	12.1	46	9
Opponents	156	1815	11.6	72t	14

Interceptions	No.	Yds	Avg	Long	TD
A.Bethea	3	37	12.3	21	0
J.Bethel	1	82	82.0	82t	1
D.Bucannon	1	39	39.0	39	0
T.Mathieu	1	15	15.0	15	0
T.Williams	1	0	0.0	0	0
Team	7	173	24.7	82t	1
Opponents	8	193	24.1	39	1

Punting	No	Yds	Avg	Net	TB	In	Lg	B
A.Lee	36	1683	46.8	37.2	2	7	60	0
Team	36	1683	46.8	37.2	2	7	60	0
Opponents	35	1556	44.5	43.4	0	17	65	0

Punt Returns	Ret	FC	Yds	Avg	Long	TD
K.Williams	8	13	33	4.1	9	0
P.Peterson	3	2	5	1.7	5	0
Team	11	15	38	3.5	9	0
Opponents	22	3	305	13.9	76	0

Kickoff Returns	No.	Yds	Avg	Long	TD
K.Williams	13	269	20.7	28	0
Team	13	269	20.7	28	0
Opponents	11	240	21.8	30	0

Field Goals	1-19	20-29	30-39	40-49	50+
P.Dawson	0/0	4/4	3/6	2/3	1/2
Team	0/0	4/4	3/6	2/3	1/2
Opponents	0/0	4/4	4/4	4/4	2/2

Fumbles Lost: L.Fitzgerald 1, J.Nelson 1, Da.Johnson 1 Total: 3
 Opponent Fumble Recoveries

Passing	Att	Cmp	Yds	Cmp%	Yds/Att	TD	TD%	Int	Int%	Long	Sack	Lost	Rating
C.Palmer	267	164	1978	61.4%	7.4	9	3.4%	7	2.6%	46	22/	150	84.5
D.Stanton	14	5	62	35.7%	4.4	0	0.0%	1	7.1%	25	2/	5	20.5
Team	281	169	2040	60.1%	7.3	9	3.2%	8	2.8%	46	24/	155	81.3
Opponents	254	156	1815	61.4%	7.1	14	5.5%	7	2.8%	72t	13/	87	89.9



ARIZONA CARDINALS 2017 DEFENSIVE STATISTICS

(BASED ON COACHES FILM REVIEW)

Name	TT	UT	AT	TFL	Sacks/Yds	INT	PD	FF	FR	QB QB		SPECIAL TEAMS					
										PRS	HITS	TT	UT	AT	FF	FR	BP/K
Tyvon Branch	55	40	15	3	-	-	3	1	-	-	1	3	3	-	-	-	-
Karlos Dansby	41	34	7	3	-	-	2	-	-	3	1	-	-	-	-	-	-
Chandler Jones	33	28	5	13	8/53	-	-	1	-	8	16	-	-	-	-	-	-
Deone Bucannon	32	25	7	3	-	1	1	-	-	1	1	-	-	-	-	-	-
Tyrann Mathieu	32	28	4	3	1/3	1	1	-	-	1	-	1	1	-	-	-	-
Antoine Bethea	30	24	6	-	-	3	4	-	-	1	-	-	-	-	-	-	-
Haason Reddick	28	19	9	3	-	-	-	-	-	4	1	-	-	-	-	-	-
Justin Bethel	24	19	5	1	-	1	4	-	-	-	-	3	3	-	-	-	-
Corey Peters	19	15	4	6	-	-	1	-	-	9	3	-	-	-	-	-	-
Josh Mauro	17	11	6	2	1/8	-	-	-	-	1	1	-	-	-	-	-	-
Frostee Rucker	17	11	6	5	.5/5	-	2	-	-	3	5	-	-	-	-	-	-
Xavier Williams	14	8	6	3	.5/5	-	-	-	-	6	1	-	-	-	-	-	-
Patrick Peterson	13	10	3	-	-	-	4	-	-	-	-	-	-	-	-	-	-
Rodney Gunter	12	6	6	-	-	-	-	-	-	4	1	-	-	-	-	-	-
Markus Golden	12	11	1	1	-	-	-	-	-	5	4	-	-	-	-	-	-
Tramon Williams	11	8	3	-	-	1	1	-	-	-	-	-	-	-	-	-	-
Kareem Martin	11	6	5	1	-	-	-	-	-	3	2	1	-	1	-	-	-
Josh Bynes	10	8	2	-	1/2	-	1	-	-	-	1	7	5	2	1	-	-
Olsen Pierre	9	8	1	3	1/11	-	-	-	-	1	1	-	-	-	-	-	-
Budda Baker	5	5	-	-	-	-	-	-	-	-	-	8	5	3	-	-	-
Robert Nkemdiche	3	2	1	2	-	-	-	-	-	1	-	-	-	-	-	-	-
Elijhaa Penny	-	-	-	-	-	-	-	-	-	-	-	8	7	1	-	-	-
Brittan Golden	-	-	-	-	-	-	-	-	-	-	-	3	2	1	-	-	-
Brandon Williams	-	-	-	-	-	-	-	-	-	-	-	2	-	2	-	-	-
Aaron Brewer	-	-	-	-	-	-	-	-	-	-	-	2	2	-	-	-	-
Rudy Ford	-	-	-	-	-	-	-	-	-	-	-	1	1	-	-	-	-
Scooby Wright III	-	-	-	-	-	-	-	-	-	-	-	1	1	-	-	-	-
Ifeanyi Momah	-	-	-	-	-	-	-	-	-	-	-	1	1	-	-	-	-

Miscellaneous:

Justin Bethel: 82-yard interception return for a TD @ Detroit, September 10

2017 CARDINALS REGULAR SEASON GAME-BY-GAME OFFENSIVE STATS

	9/10 @ Det	9/17 @ Ind	9/25 vs. Dal	10/1 vs SF	10/8 @ Phi	10/15 vs. TB	10/22 @ LAR	11/5 @ SF	11/9 vs. Sea	11/19 @ Hou	11/26 vs. Jax	12/3 vs. LAR	12/10 vs. Ten	12/17 @ Was	12/24 vs. NYG	12/31 @ Sea	Totals
First Downs	24	17	22	25	16	23	10										137
Rushing	4	2	2	5	1	7	1										22
Passing	15	14	15	17	13	14	8										96
Penalty	5	1	5	3	2	2	1										19
Third Downs	15	15	18	16	14	9	12										99
Converted	6	6	8	5	4	4	3										36
Efficiency	40%	40%	44%	31%	29%	44%	25%										36.4%
Fourth Downs	1	1	1	0	3	1	2										9
Converted	1	0	0	0	2	0	1										4
Efficiency	100%	0%	0%	0%	67%	0%	50%										44.4%
Total Net Yards	308	389	332	368	307	432	193										2,329
Plays	67	65	75	79	60	59	47										452
Avg./Play	4.6	6.0	4.4	4.7	5.1	7.3	4.1										5.2
Net Yards Rushing	45	83	49	51	31	16	25										444
Attempts	18	25	21	22	14	35	12										147
Avg./Rush	2.5	3.3	2.3	2.3	2.2	4.6	2.1										3.0
Touchdowns	1	0	0	0	0	2	0										3
Net Yards Passing	263	306	283	317	276	272	168										1,885
Sacks	1	4	6	6	2	2	3										24
Yards Lost	5	26	42	40	15	11	16										155
Gross Yards	268	332	325	357	291	283	184										2,040
Attempts	48	36	48	51	44	22	32										281
Completions	27	19	29	33	28	18	15										169
Pct.	56.3%	52.8%	60.4%	64.7%	63.6%	81.8%	46.9%										60.1%
Touchdowns	1	1	2	1	1	3	0										9
Interceptions	3	1	0	1	0	1	2										8
Yards Per Attempt	5.4	7.7	5.2	5.6	6.0	11.3	4.8										6.2
Kickoffs-EZ-TB	5-4-1	5-5-2	4-3-3	6-5-3	2-2-2	7-7-7	1-0-0										30-26-18
Punting	4	5	6	6	7	2	6										36
Average	46.0	46.4	45.2	48.8	49.6	46.5	43.8										46.8
Net Average	34.0	41.8	38.0	42.0	33.9	41.5	32.2										37.2
Had Blocked	0	0	0	0	0	0	0										0
FG-PAT Had Blocked	0-0	0-0	0-0	0-0	1-0	0-0	0-0										1-0
Penalties/Yards	6-55	6-41	6-50	10-80	7-61	7-61	10-65										52-413
Fumbles/Lost	2-1	1-0	0-0	0-0	1-1	3-1	1-0										8-3
Touchdowns	3	1	2	1	1	5	0										13
Rushing	1	0	0	0	0	2	0										3
Passing	1	1	2	1	1	3	0										9
Returns	1	0	0	0	0	0	0										1
PAT/ 2-Point Made/Att.	2-3	1-1	2-2	0-0	1-1	5-5	0-0										11-12
Kicking Made/Att.	2-2	1-1	2-2	0-0	1-1	5-5	0-0										11-11
2-pt Rushing Made/Att.	0-0	0-0	0-0	0-0	0-0	0-0	0-0										0-0
2-pt Passing Made/Att.	0-1	0-0	0-0	0-0	0-0	0-0	0-0										0-1
Field Goals Made/Att.	1-2	3-4	1-2	4-4	0-1	1-1	0-1										10-15
Safeties Awarded	0	0	0	0	0	0	0										0
Points Scored	23	16	17	18	7	38	0										119
Time Of Possession	26:40	28:49	36:15	36:15	24:13	32:23	20:59										28:35

2017 CARDINALS REGULAR SEASON GAME-BY-GAME DEFENSIVE STATS

	9/10 @ Det	9/17 @Ind	9/25 vs. Dal	10/1 vs SF	10/8 @ Phi	10/15 vs. TB	10/22 @ LAR	11/5 @ SF	11/9 vs. Sea	11/19 @ Hou	11/26 vs. Jax	12/3 vs. LAR	12/10 vs. Ten	12/17 @ Was	12/24 vs. NYG	12/31 @ Sea	Totals
First Downs	19	18	15	20	19	21	28										140
Rushing	3	6	6	6	5	3	11										40
Passing	15	11	7	13	11	17	14										88
Penalty	1	1	2	1	3	1	3										12
Third Downs	16	18	9	19	14	14	19										109
Converted	8	8	2	5	9	7	13										52
Efficiency	50%	44%	22%	26%	64%	50%	68%										47.7%
Fourth Downs	1	0	0	1	0	3	0										5
Converted	0	0	0	1	0	2	0										3
Efficiency	0%	0%	0%	100%	0%	67%	0%										60%
Total Net Yards	367	266	273	305	419	414	425										2,469
Plays	69	70	45	79	64	64	78										469
Avg./Play	5.3	3.8	6.1	3.9	6.5	6.5	5.4										5.3
Net Yards Rushing	82	76	99	95	122	70	197										741
Attempts	27	29	26	27	33	20	40										202
Avg./Rush	3.0	2.6	3.8	3.5	3.7	3.5	4.9										3.7
Touchdowns	0	1	2	0	0	1	2										6
Net Yards Passing	285	190	174	210	297	344	228										1,728
Sacks	1	4	1	3	1	2	1										13
Yards Lost	7	26	9	24	7	7	7										87
Gross Yards	292	216	183	234	304	351	235										1,815
Attempts	41	37	18	49	30	42	37										254
Completions	29	20	13	24	21	27	22										156
Pct.	70.7%	54.1%	72.2%	49.0%	70.0%	64.3%	59.5%										61.4%
Touchdowns	4	0	2	0	4	3	1										14
Interceptions	1	1	0	1	1	2	1										7
Yards Per Attempt	6.8	4.6	9.2	4.0	9.6	7.8	6.0										6.5
Kickoffs-EZ-TB	6-6-4	4-2-2	5-4-3	6-6-6	7-6-3	6-4-3	7-7-5										41-35-26
Punting	5	7	7	7	3	4	2										35
Average	37.8	43.3	44.4	50.1	43.0	38.5	59.5										44.5
Net Average	37.8	42.4	43.9	48.4	40.7	38.5	55.2										43.4
Had Blocked	0	0	0	0	0	0	0										0
FG-PAT Had Blocked	0-0	0-0	0-0	0-0	0-0	0-0	0-0										0-0
Penalties/Yards	10-100	8-70	9-76	13-113	5-60	9-49	6-45										60-513
Fumbles/Lost	1-0	3-0	0-0	1-0	0-0	0-0	0-0										5-0
Touchdowns	5	1	4	0	4	5	3										22
Rushing	0	1	2	0	0	1	2										6
Passing	4	0	2	0	4	3	1										14
Returns	1	0	0	0	0	1	0										2
PAT/ 2-Point Made/Att.	2-5	1-1	4-4	0-0	4-4	2-5	3-3										16-22
Kicking Made/Att.	2-2	1-1	4-4	0-0	4-4	1-1	3-3										15-15
2-pt Rushing Made/Att.	0-1	0-0	0-0	0-0	0-0	1-2	0-0										1-3
2-pt Passing Made/Att.	0-2	0-0	0-0	0-0	0-0	0-2	0-0										0-4
Field Goals Made/Att.	1-1	2-2	0-0	5-5	2-2	0-0	4-4										14-14
Safeties Allowed	0	0	0	0	0	0	0										0
Points Allowed	35	13	28	15	34	33	33										191
Time Of Possession	33:20	33:09	23:45	33:13	35:47	27:37	39:01										31:25



REGULAR SEASON THE LAST TIME

RUSHING

200 Yards Rushing

By Cardinals: 228, Beanie Wells at St. Louis, Nov. 27, 2011 (27 att., TD)
By Opponent: 228, Clinton Portis at Denver, Dec. 29, 2002 (24 att., 2 TD)

150 Yards Rushing

By Cardinals: 157, David Johnson at San Francisco, Oct. 6, 2016 (27 att., 2 TDs)
By Opponent: 153, Adrian Peterson at Minnesota, Oct. 21, 2012 (23 att., TD)

100 Yards Rushing

By Cardinals: 134, Adrian Peterson vs. Tampa Bay, Oct. 15, 2017 (26 att., 2 TDs)
By Opponent: 106, Todd Gurley at LA Rams, Oct. 22, 2017 (11 att., 1 TD)

Two 100-Yard Rushers

By Cardinals: 126 yards, Ottis Anderson/102 yards, Wayne Morris at New Orleans, Oct. 5, 1980
By Opponent: 128 yards, Marshawn Lynch/108 yards, Robert Turbin at Seattle, Dec. 9, 2012

Three Rushing Touchdowns

By Cardinals: David Johnson at Seattle, Dec. 24, 2016 (2, 1, 1 yard)
By Opponent: Marshawn Lynch at Seattle, Dec. 9, 2012 (20, 4, 33 yards)

Two Rushing Touchdowns

By Cardinals: Adrian Peterson vs. Tampa Bay, Oct. 15, 2017 (27, 1 yards)
By Opponent: Tim Hightower vs. New Orleans, Dec. 18, 2016 (3, 2 yards)

PASSING

500 Yards Passing

By Cardinals: 522 by Boomer Esiason at Washington, Nov. 10, 1996-OT (35 comp., 59 att.)
By Opponent: Never happened

400 Yards Passing

By Cardinals: 421 by Carson Palmer at Pittsburgh, Oct. 18, 2015 (29 comp., 45 att.)
By Opponent: 411 by Nick Foles vs. Philadelphia, Oct. 26, 2014 (36 comp., 62 att.)

300 Yards Passing

By Cardinals: 357 by Carson Palmer vs. San Francisco, Oct. 1, 2017 (33 comp., 51 att.)
By Opponent: 304 by Carson Wentz at Philadelphia, Oct. 8, 2017 (21 comp., 30 att.)

Six Touchdown Passes

By Cardinals: Charley Johnson vs. New Orleans, Nov. 2, 1969 (32, 14, 28, 31, 26, 14 yards)
By Opponent: Brett Favre at NY Jets, Sept. 28, 2008 (12, 34, 2, 17, 40, 24 yards)

Five Touchdown Passes

By Cardinals: Kurt Warner at Chicago, Nov. 8, 2009 (11, 6, 17, 15, 4 yards)
By Opponent: Brett Favre (6) at NY Jets, Sept. 28, 2008 (12, 34, 2, 17, 40, 24 yards)

Four Touchdown Passes

By Cardinals: Carson Palmer vs. Cincinnati, Nov. 22, 2015 (18, 64, 18, 16 yards)
By Opponent: Carson Wentz at Philadelphia, Oct. 8, 2017 (15, 11, 59, 72 yards)

Three Touchdown Passes

By Cardinals: Carson Palmer vs. Tampa Bay, Oct. 15, 2017 (14, 11, 17 yards)
By Opponent: Ryan Fitzpatrick vs. Tampa Bay, Oct. 15, 2017 (4, 10, 37 yards)

RECEIVING

200 Yards Receiving

By Cardinals: 217, Anquan Boldin at Detroit, Sept. 7, 2003 (10 receptions, 2 TDs)
By Opponent: 226, Demaryius Thomas at Denver, Oct. 5, 2014 (8 rec., 2 TDs)

150 Yards Receiving

By Cardinals: 120, John Brown at Pittsburgh, Oct. 18, 2015 (10 rec.)
By Opponent: 171, Doug Baldwin at Seattle, Dec. 24, 2016 (13 rec., TD)

100 Yards Receiving

By Cardinals: 138, Larry Fitzgerald vs. Tampa Bay, Oct. 15, 2017 (10 rec.)
By Opponent: 107, Golden Tate at Detroit, Sept. 10, 2017 (10 rec.)

Two 100-Yard Receivers

By Cardinals: 133, Larry Fitzgerald (12 rec.), 101, Michael Floyd (5 rec.) vs. San Francisco, Nov. 13, 2016

By Opponent: 139, Luke Willson (3 rec., 2 TD), 113, Doug Baldwin (7 rec.), vs. Seattle, Dec. 21, 2014

Four Receiving Touchdowns

By Cardinals: Roy Green vs. Seattle, Nov. 13, 1983 (15, 23, 7, 63 yards)

By Opponent: Earnest Gray vs. NY Giants, Sept. 7, 1980 (10, 37, 42, 20 yards)

Three Receiving Touchdowns

By Cardinals: Larry Fitzgerald at Chicago, Sept. 20, 2015 (8, 28, 9 yards)

By Opponent: Greg Olsen at Chicago, Nov. 8, 2009 (33, 3, 20 yards)

Two Receiving Touchdowns

By Cardinals: J.J. Nelson at Carolina, Oct. 30, 2016 (5, 4 yards)

By Opponent: Kenny Golladay at Detroit, Sept. 10, 2017 (10, 45 yards)

10 or More Receptions in a Game

By Cardinals: Larry Fitzgerald (10 for 138 yards) vs. Tampa Bay, Oct. 15, 2017

By Opponent: Golden Tate (10 for 107 yards) at Detroit, Sept. 10, 2017

COMBOS

100-Yard Rusher/100-Yard Receiver

By Cardinals: Adrian Peterson, 134 yards rushing/Larry Fitzgerald, 138 yards receiving vs. Tampa Bay, Oct. 15, 2017

By Opponent: Marshawn Lynch, 113 yards rushing/Luke Willson, 139 yards receiving/Doug Baldwin, 113 yards receiving vs. Seattle, Dec. 21, 2014

100-Yard Rusher/Two 100-Yard Receivers

By Cardinals: Johnny Johnson, 103 yards rushing/Ernie Jones, 117 yards receiving/Roy Green, 120 yards receiving vs. Green Bay, Nov. 18, 1990

By Opponent: Marshawn Lynch, 113 yards rushing/Luke Willson, 139 yards receiving/Doug Baldwin, 113 yards receiving vs. Seattle, Dec. 21, 2014

100-Yard Rusher/100-Yard Receiver/300-Yard Passer

By Cardinals: Chris Johnson, 109 yards rushing/Michael Floyd, 106 yards receiving/Carson Palmer 374 yards passing at Cleveland, Nov. 1, 2015

By Opponent: Marshawn Lynch, 113 yards rushing/Luke Willson, 139 yards receiving/Doug Baldwin, 113 yards receiving/Russell Wilson, 339 yards passing vs. Seattle, Dec. 21, 2014

Two 100-Yard Receivers/300-Yard Passer

By Cardinals: Larry Fitzgerald, 133; Michael Floyd, 101; Carson Palmer, 376, vs. San Francisco, Nov. 13, 2016

By Opponent: Luke Willson, 139; Doug Baldwin, 113; Russell Wilson, 339, vs. Seattle, Dec. 21, 2014

SCORING

Four Total Touchdowns

By Cardinals: Ronald Moore vs. LA Rams, Dec. 5, 1993 (4 rush)

By Opponent: Brian Westbrook at Philadelphia, Nov. 27, 2008 (2 rush, 2 rec.)

Three Total Touchdowns

By Cardinals: David Johnson at Seattle, Dec. 24, 2016 (3 rush)

By Opponent: Marshawn Lynch at Seattle, Dec. 9, 2012 (3 rush)

Two-Point Conversion

By Cardinals: David Johnson reception at Miami, Dec. 11, 2016

By Opponent: Marcel Reece reception at Seattle, Dec. 24, 2016

Safety

By Cardinals: Calais Campbell sacked Blaine Gabbert in end zone at San Francisco, Oct. 6, 2016

By Opponent: Corey Lemonier sacked Carson Palmer in end zone at San Francisco, Oct. 13, 2013

KICKING

Six Field Goals

By Cardinals: Neil Rackers vs. San Francisco, Oct. 2, 2005 (40, 45, 48, 23, 43, 24 yards)

By Opponent: Never happened

Five Field Goals

By Cardinals: Chandler Catanzaro vs. St. Louis, Oct. 4, 2015 (21, 27, 42, 38, 29 yards)

By Opponent: Robbie Gould vs. San Francisco, Oct. 1, 2017 (49, 39, 47, 48, 23 yards)

Four Field Goals

By Cardinals: Phil Dawson vs. San Francisco, Oct. 1, 2017 (29, 43, 50, 32 yards)

By Opponent: Greg Zuerlein vs. LA Rams, Oct. 22, 2017 (23, 33, 53, 34 yards)

Three Field Goals

By Cardinals: Phil Dawson (4) vs. San Francisco, Oct. 1, 2017 (29, 43, 50, 32 yards)

By Opponent: Greg Zuerlein (4) vs. LA Rams, Oct. 22, 2017 (23, 33, 53, 34 yards)

Missed Point-After-Touchdown

By Cardinals: Chandler Catanzaro vs. New Orleans, Dec. 18, 2016 (wide left)

By Opponent: Steven Hauschka at Seattle, Dec. 24, 2016 (wide left)

Blocked Punt

By Cardinals: Quentin Groves at New England, Sept. 16, 2012 (Zoltan Mesko punt)

By Opponent: Chase Reynolds at LA Rams, Jan. 1, 2017 (Matt Wile punt)

Blocked Punt Return For Touchdown

By Cardinals: Monty Beisel (Sean Morey block) vs. Dallas, Oct. 12, 2008, three yards (Mat McBriar punt)

By Opponent: DeDe Dorsey (DeDe Dorsey block) at Cincinnati, Nov. 18, 2007, 19 yards (Mike Barr punt)

Blocked Field Goal Attempt

By Cardinals: Rodney Gunter at Seattle, Dec. 24, 2016 (Steven Hauschka 45-yard attempt)

By Opponent: Patrick Robinson at Philadelphia, Oct. 8, 2017 (Phil Dawson 51-yard attempt)

Blocked Field Goal Attempt For Touchdown

By Cardinals: Justin Bethel (Adrian Wilson block) vs. Chicago, Dec. 23, 2012, 82 yards (Olindo Mare kick)

By Opponent: Mike Bass (Verlon Biggs block) at Washington, Sept. 24, 1972, 32 yards (Jim Bakken kick)

RETURNS

Punt Return For Touchdown

By Cardinals: Ted Ginn, Jr. at NY Giants, Sept. 14, 2014, 71 yards (Steve Weatherford punt)

By Opponent: Nick Miller at St. Louis, Nov. 27, 2011, 88 yards (Dave Zastudil punt)

Kickoff Return For Touchdown

By Cardinals: David Johnson at Chicago, Sept. 20, 2015, 108 yards (Robbie Gould kickoff)

By Opponent: Cordarrelle Patterson at Minnesota, Nov. 20, 2016, 104 yards (Chandler Catanzaro kickoff)

Interception Return For Touchdown

By Cardinals: Justin Bethel at Detroit, Sept. 10, 2017 (82 yards, Matthew Stafford pass)

By Opponent: Miles Killebrew at Detroit, Sept. 10, 2017 (35 yards, Carson Palmer pass)

Fumble Return For Touchdown

By Cardinals: Calais Campbell vs. New Orleans, Dec. 18, 2016, 53 yards (Drew Brees fumble)

By Opponent: Lavonte David vs. Tampa Bay, Oct. 15, 2017, 21 yards (Larry Fitzgerald fumble)

DEFENSE

Four Interceptions

By Cardinals: Kwamie Lassiter vs. San Diego, Dec. 27, 1998

By Opponent: Never happened

Three Interceptions

By Cardinals: Antrel Rolle at Cincinnati, Nov. 18, 2007

By Opponent: Marcus Trufant at Seattle, Dec. 9, 2007

Two Interceptions

By Cardinals: Marcus Cooper vs. Tampa Bay, Sept. 18, 2016

By Opponent: Xavier Rhodes at Minnesota, Nov. 20, 2016

Two Interceptions By Teammates

By Cardinals: At Washington, Oct. 16, 1994 (Aeneas Williams and James Williams)

By Opponent: At Seattle, Dec. 9, 2012 (Richard Sherman and Bobby Wagner)

Four Quarterback Sacks

By Cardinals: Bertrand Berry vs. NY Giants, Nov. 14, 2004

By Opponent: Cameron Wake (4.5) vs. Miami, Sept. 30, 2012

Three Quarterback Sacks

By Cardinals: Dwight Freeney vs. Green Bay, Dec. 27, 2015

By Opponent: Demarcus Lawrence vs. Dallas, Sept. 25, 2017

Two QB Sacks By Teammates

By Cardinals: at San Francisco, Oct. 6, 2016
(Markus Golden 2.0, Calais Campbell 2.0)
By Opponent: vs. Dallas, Sept. 25, 2017
(Demarcus Lawrence 3.0, Maliek Collins 2.0)

Two Opponent Fumble Recoveries

By Cardinals: Jeraud Powers vs. Green Bay,
Dec. 27, 2015
By Opponent: J.J. Watt vs. Houston, Nov. 10,
2013

TEAM SCORING

50 Points Scored By Team

By Cardinals: St. Louis 56 at Minnesota 14, Oct.
6, 1963
By Opponent: At Seattle 58, Arizona 0, Dec. 9,
2012

40 Points Scored

By Cardinals: New Orleans 48, At Arizona 41,
Dec. 18, 2016
By Opponent: Arizona 44, At LA Rams 6, Jan. 1,
2017

20 First-Quarter Points

By Cardinals: 21 vs. San Francisco, Sept. 10,
2006
By Opponent: 21 at Philadelphia, Oct. 8, 2017

20 Second-Quarter Points

By Cardinals: 24 vs. Tampa Bay, Sept. 18, 2016
By Opponent: 20 at LA Rams, Oct. 22, 2017

20 Third-Quarter Points

By Cardinals: 21 vs. Green Bay, Dec. 27, 2015
By Opponent: 21 at San Francisco, Jan. 2, 2011

20 Fourth-Quarter Points

By Cardinals: 20 at Seattle, Dec. 24, 2016
By Opponent: 27 vs. Tampa Bay, Oct. 15, 2017

30 One-Half Points

By Cardinals: 31 in first half vs. San Francisco,
Sept. 27, 2015
By Opponent: 33 in second half vs. Tampa Bay,
Oct. 15, 2017

Score Touchdown In Each Quarter

By Cardinals: vs. Tampa Bay, Oct. 15, 2017 (14,
10, 7, 7 points)
By Opponent: at Atlanta, Nov. 27, 2016 (7, 10, 7,
14 points)

OFFENSE

500 Yards Total Offense

By Cardinals: 524 at St. Louis, Dec. 6, 2015
By Opponent: 596 vs. Seattle, Dec. 21, 2014

No Sacks/No Interceptions Allowed

By Cardinals: vs. NY Jets, Oct. 17, 2016
By Opponent: at Kansas City, Nov. 21, 2010

DEFENSE

Shutout

By Cardinals: At Arizona 19, NY Giants 0, Dec.
12, 1992
By Opponent: At LA Rams 33, Cardinals 0, Oct.
22, 2017

Shutout At Home

By Cardinals: Cardinals 19, NY Giants 0, Dec.
12, 1992
By Opponent: At LA Rams 33, Cardinals 0, Oct.
22, 2017

Shutout On The Road

By Cardinals: Cardinals 38, at Dallas 0, Nov.
16, 1970
By Opponent: Vs. Seattle 38, Cardinals 0, Sept.
14, 2003

MISCELLANEOUS

Overtime Win At Home

By Cardinals: Oct. 1, 2017 vs. San Francisco,
18-15
By Opponent: Oct. 14, 2012 vs. Buffalo, 19-16

Overtime Win On The Road

By Cardinals: Sept. 17, 2017 at Indianapolis,
16-13
By Opponent: Nov. 7, 2010 at Minnesota, 27-
24

10 Or More Penalties

By Cardinals: 10, at LA Rams, Oct. 22, 2017
(65 yards)
By Opponent: 13, vs. San Francisco, Oct. 1,
2017 (113 yards)

Tie Game

By Cardinals: Oct. 23, 2016 vs. Seattle, 6-6

Over 40:00 Time of Possession (Non-OT)

By Cardinals: 42:50 at Seattle, Oct. 18, 2009
By Opponent: 44:16 at San Francisco, Nov. 20,
2011



ARIZONA CARDINALS 2017 PARTICIPATION

No.	Player	at Detroit	at Indianapolis	Dallas	San Francisco	at Philadelphia	Tampa Bay	at LA Rams (UK)	at San Fran	Seattle	at Houston	Jacksonville	LA Rams	Tennessee	at Washington	NY Giants	at Seattle	GP/GS/DNP/IA
		1	2	3	4	5	6	7	8	9	10	11	12	13	14	15	16	Total
19	Agudosi, Carlton	PS	PS	PS	PS	PS	PS	PS										N/A
54	Albright, Bryson	PS	PS	PS	PS	PS	PS	PS										N/A
63	Anau, Peli	-	-	-	-	-	-	PS										N/A
36	Baker, Budda	P	P	P	P	P	P	P										7-0-0-0
6	Bercovici, Mike	-	-	-	-	-	-	-										N/A
41	Bethea, Antoine	P	SS	P	P	DB	P	DB										7-3-0-0
28	Bethel, Justin	CB	CB	CB	CB	CB	CB	P										7-6-0-0
70	Boehm, Evan	RG	RG	RG	RG	RG	P	P										7-5-0-0
75	Boone, Alex	P	LG	LG	IAJ	IAJ	LG	LG										5-4-0-2
27	Branch, Tyvon	SS	DB	SS	SS	SS	SS	SS										7-7-0-0
46	Brewer, Aaron	P	P	P	P	P	IR	IR										5-0-0-0
13	Brown, Jaron	WR	WR	WR	WR	P	P	P										7-4-0-0
12	Brown, John	WR	IAJ	IAJ	P	P	WR	WR										5-3-0-2
20	Bucannon, Deone	IAJ	IAJ	IAJ	\$LB	\$LB	\$LB	\$LB										4-4-0-3
57	Bynes, Josh	P	P	P	P	P	P	P										7-0-0-0
56	Dansby, Karlos	ILB	ILB	ILB	ILB	ILB	ILB	ILB										7-7-0-0
4	Dawson, Phil	P	P	P	P	P	P	P										7-0-0-0
81	Denham Jr., Anthony	-	-	-	PS	PS	PS	PS										N/A
59	Dora, Vontarius	-	-	-	-	PS	-	-										N/A
81	Dray, Jim	-	P	-	-	-	-	-										1-0-0-0
49	Drescher, Justin	-	-	-	-	-	P	P										2-0-0-0
38	Ellington, Andre	P	P	P	P	P	P	IAJ										6-0-0-1
11	Fitzgerald, Larry	WR	WR	WR	WR	WR	WR	WR										7-7-0-0
30	Ford, Rudy	P	P	P	P	P	P	P										7-0-0-0
37	Foster, D.J.	-	IA	IA	IA	IA	IA	IA										0-0-0-6
59	Fua, Alani	IR	IR	-	-	-	-	-										N/A
7	Gabbert, Blaine	IA	IA	IA	IA	IA	IA	IA										0-0-0-7
10	Golden, Brittan	P	P	P	P	P	P	P										7-0-0-0
44	Golden, Markus	WILL	WILL	WILL	WILL	IR	IR	IR										4-4-0-0
84	Gresham, Jermaine	TE	IAJ	TE	TE	TE	TE	TE										6-6-0-1
95	Gunter, Rodney	P	P	P	P	P	P	P										7-0-0-0
51	Gwacham, Obum	PS	PS	PS	PS	-	-	-										N/A
52	Harris, Connor	-	-	-	-	PS	PS	PS										N/A
69	Holden, Will	IA	TE	P	LG	P	DNP	P										5-2-1-1
74	Humphries, D.J.	LT	IAJ	IAJ	IAJ	IAJ	LT	LT										3-3-0-4
76	Iupati, Mike	LG	IAJ	IAJ	IR	IR	IR	IR										1-1-0-2
71	John, Ulrick	IA	PS	PS	-	-	-	-										0-0-0-1
23	Johnson, Chris	-	P	RB	RB	RB	-	-										4-3-0-0
31	Johnson, David	RB	IR	IR	IR	IR	IR	IR										1-1-0-0
64	Johnson, Dorian	PS	PS	PS	PS	PS	-	-										N/A
55	Jones, Chandler	SAM	SAM	SAM	SAM	SAM	SAM	SAM										7-7-0-0
64	Leamon, Javarius	-	-	-	-	-	-	-										N/A
2	Lee, Andy	P	P	P	P	P	P	P										7-0-0-0
37	Lewis, Ryan	PS	-	-	-	-	-	-										N/A
22	Logan, T.J.	IR	IR	IR	IR	IR	IR	IR										N/A
96	Martin, Kareem	P	P	P	P	P	WILL	P										7-1-0-0
32	Mathieu, Tyrann	FS	FS	FS	FS	FS	FS	FS										7-7-0-0
97	Mauro, Josh	DL	P	DL	DL	DL	DL	DL										7-6-0-0
34	Miller, Harlan	PS	PS	PS	PS	PS	PS	PS										N/A
80	Momah, Ifeanyi	P	P	P	P	TE	P	P										7-1-0-0
62	Munyer, Daniel	DNP	DNP	P	DNP	DNP	IA	IA										1-0-4-2
14	Nelson, J.J.	P	P	WR	P	WR	P	WR										7-2-0-0
87	Niklas, Troy	P	TE	P	TE	TE	P	TE										7-4-0-0
90	Nkemdiche, Robert	IAJ	P	P	IAJ	IAJ	IAJ	P										3-0-0-4
91	Okine, Earl	-	-	-	PS	PS	PS	PS										N/A
78	Painter, Vinston	-	PS	PS	P	PS	PS	PS										1-0-0-0
3	Palmer, Carson	QB	QB	QB	QB	QB	QB	QB										7-7-0-0
35	Penny, Elijah	P	P	P	P	P	P	P										7-0-0-0
98	Peters, Corey	DL	DL	DL	DL	DL	DL	DL										7-7-0-0
23	Peterson, Adrian	-	-	-	-	-	RB	RB										2-2-0-0
21	Peterson, Patrick	CB	CB	CB	CB	CB	CB	CB										7-7-0-0
72	Pierre, Olsen	P	P	P	P	P	IAJ	IAJ										5-0-0-2
64	Price, Givens	-	-	-	-	-	PS	PS										N/A
43	Reddick, Haason	\$LB	\$LB	\$LB	P	P	P	P										7-3-0-0
92	Rucker, Frostee	DL	DL	DL	DL	DL	DL	DL										7-7-0-0
86	Seals-Jones, Ricky	PS	PS	P	P	P	IA	IA										3-0-0-2
53	Shiple, A.Q.	C	C	C	C	C	C	C										7-7-0-0
5	Stanton, Drew	DNP	DNP	DNP	DNP	DNP	DNP	DNP										1-0-6-0
91	Stinson, Ed	IR	-	-	-	-	-	-										N/A
23	Summers, James	PS	-	-	-	-	-	-										N/A
65	Tasini, Pasoni	PS	PS	PS	PS	PS	PS	PS										N/A
68	Veldheer, Jared	RT	RT	RT	RT	RT	RT	RT										7-7-0-0
71	Watford, Earl	-	-	-	-	LG	RG	RG										3-3-0-0
73	Wetzel, John	P	LT	LT	LT	LT	P	P										7-4-0-0
26	Williams, Brandon	P	P	P	P	P	P	P										7-0-0-0
16	Williams, Chad	IA	P	P	IA	IA	IA	IA										2-0-0-5
33	Williams, Kerwynn	P	RB	P	P	P	P	P										7-1-0-0
25	Williams, Tramon	P	P	DNP	IA	DNP	P	CB										4-1-2-1
94	Williams, Xavier	P	P	IA	P	P	P	P										6-0-0-1
58	Wright III, Scooby	IA	PS	PS	PS	IA	P	P										2-0-0-2
29	Zamort, Ronald	IR	IR	IR	IR	IR	IR	IR										N/A

P-Played, Position-Started, INJ-Injured, DNP-Did Not Play, IA-Inactive, IAJ-Inactive/Injured, IR-Injured Reserve, PS-Practice Squad,
PUP-Physically Unable to Perform, SUS-Suspension, NFI-Reserve/Non-Football Injury, RE-Roster Exemption



ARIZONA CARDINALS 2017 STARTERS

Opponent, Date	OFFENSE										
	WR	LT	LG	C	RG	RT	TE	WR	QB	RB	WR
at Detroit, Sep. 10	Ja. Brown	Humphries	Iupati	Shipley	Boehm	Veldheer	Gresham	Fitzgerald	Palmer	D. Johnson	Jo. Brown
	WR	LT	LG	C	RG	RT	TE	WR	QB	RB	WR
at Indianapolis, Sep. 17	Ja. Brown	Wetzel	Boone	Shipley	Boehm	Veldheer	Niklas	Fitzgerald	Palmer	Williams	Holden
	WR	LT	LG	C	RG	RT	TE	WR	QB	RB	WR
Dallas, Sep. 25	Ja. Brown	Wetzel	Boone	Shipley	Boehm	Veldheer	Gresham	Fitzgerald	Palmer	C. Johnson	Nelson
	WR	LT	LG	C	RG	RT	TE	WR	QB	RB	TE
San Francisco, Oct. 1	Ja. Brown	Wetzel	Holden	Shipley	Boehm	Veldheer	Gresham	Fitzgerald	Palmer	C. Johnson	Niklas
	TE	LT	LG	C	RG	RT	TE	WR	QB	RB	TE
at Philadelphia, Oct. 8	Momah	Wetzel	Watford	Shipley	Boehm	Veldheer	Gresham	Fitzgerald	Palmer	C. Johnson	Niklas
	WR	LT	LG	C	RG	RT	TE	WR	QB	RB	WR
Tampa Bay, Oct. 15	Jo. Brown	Humphries	Boone	Shipley	Watford	Veldheer	Gresham	Fitzgerald	Palmer	Peterson	Nelson
	WR	LT	LG	C	RG	RT	TE	WR	QB	RB	TE
at LA Rams (UK), Oct. 22	Jo. Brown	Humphries	Boone	Shipley	Watford	Veldheer	Gresham	Fitzgerald	Palmer	Peterson	Niklas
at San Fran., Nov. 5											
Seattle, Nov. 9											
at Houston, Nov. 19											
Jacksonville, Nov. 26											
LA Rams, Dec. 3											
Tennessee, Dec. 10											
at Washington, Dec. 17											
NY Giants, Dec. 24											
at Seattle, Dec. 31											

Opponent, Date	DEFENSE										
	DL	DL	DL	SAM	\$LB	ILB	WILL	LCB	RCB	SS	FS
at Detroit, Sep. 10	Mauro	Peters	Rucker	Jones	Reddick	Dansby	Golden	Peterson	Bethel	Branch	Mathieu
	DL	DL	SAM	\$LB	ILB	WILL	DB	LCB	RCB	SS	FS
at Indianapolis, Sep. 17	Peters	Rucker	Jones	Reddick	Dansby	Golden	Branch	Peterson	Bethel	Betha	Mathieu
	DL	DL	DL	SAM	\$LB	ILB	WILL	LCB	RCB	SS	FS
Dallas, Sep. 25	Mauro	Peters	Rucker	Jones	Reddick	Dansby	Golden	Peterson	Bethel	Branch	Mathieu
San Francisco, Oct. 1	Mauro	Peters	Rucker	Jones	Bucannon	Dansby	Golden	Peterson	Bethel	Branch	Mathieu
	DL	DL	DL	SAM	\$LB	ILB	DB	LCB	RCB	SS	FS
at Philadelphia, Oct. 8	Mauro	Peters	Rucker	Jones	Bucannon	Dansby	Betha	Peterson	Bethel	Branch	Mathieu
	DL	DL	DL	SAM	\$LB	ILB	WILL	LCB	RCB	SS	FS
Tampa Bay, Oct. 15	Mauro	Peters	Rucker	Jones	Bucannon	Dansby	Martin	Peterson	Bethel	Branch	Mathieu
	DL	DL	DL	SAM	\$LB	ILB	DB	LCB	RCB	SS	FS
at LA Rams (UK), Oct. 22	Mauro	Peters	Rucker	Jones	Bucannon	Dansby	Betha	Peterson	T. Williams	Branch	Mathieu
at San Fran., Nov. 5											
Seattle, Nov. 9											
at Houston, Nov. 19											
Jacksonville, Nov. 26											
LA Rams, Dec. 3											
Tennessee, Dec. 10											
at Washington, Dec. 17											
NY Giants, Dec. 24											
at Seattle, Dec. 31											

2017 ARIZONA CARDINALS INACTIVES

at Detroit, Sep. 10
 \$LB Deone Bucannon
 QB Blaine Gabbert
 G/T Will Holden
 T Ulrick John
 DT Robert Nkdemdiche
 WR Chad Williams
 LB Scooby Wright III

at Philadelphia, Oct. 8
 G Alex Boone
 RB D.J. Foster
 QB Blaine Gabbert
 T D.J. Humphries
 DL Robert Nkdemdiche
 WR Chad Williams
 LB Scooby Wright III

Seattle, Nov. 9

Tennessee, Dec. 10

at Indianapolis, Sep. 17
 WR John Brown
 \$LB Deone Bucannon
 QB Blaine Gabbert
 TE Jermaine Gresham
 RB D.J. Foster
 T D.J. Humphries
 G Mike Iupati

Tampa Bay, Oct. 15
 RB D.J. Foster
 QB Blaine Gabbert
 C Daniel Munyer
 DL Robert Nkdemdiche
 DL Olsen Pierre
 TE Ricky Seals-Jones
 WR Chad Williams

at Houston, Nov. 19

at Washington, Dec. 17

Dallas, Sep. 25
 WR John Brown
 \$LB Deone Bucannon
 RB D.J. Foster
 QB Blaine Gabbert
 T D.J. Humphries
 G Mike Iupati
 DL Xavier Williams

at LA Rams (UK), Oct. 22
 RB Andre Ellington
 RB D.J. Foster
 QB Blaine Gabbert
 C Daniel Munyer
 DL Olsen Pierre
 TE Ricky Seals-Jones
 WR Chad Williams

Jacksonville, Nov. 26

NY Giants, Dec. 24

San Francisco, Oct. 1
 G Alex Boone
 RB D.J. Foster
 QB Blaine Gabbert
 T D.J. Humphries
 DL Robert Nkdemdiche
 WR Chad Williams
 CB Tramon Williams

at San Francisco, Nov. 5

LA Rams, Dec. 3

at Seattle, Dec. 31



ROSTER BY POSITION

No.	Name	Pos.	College	Ht.	Wt.	Age	NFL Exp.
<u>Defensive Line (7)</u>							
95	Rodney Gunter	DL	Delaware State	6-5	305	25	3
97	Josh Mauro	DL	Stanford	6-6	282	26	4
90	Robert Nkemdiche	DL	Mississippi	6-4	296	23	2
98	Corey Peters	DL	Kentucky	6-3	305	29	8
72	Olsen Pierre	DL	Miami	6-5	293	26	1
92	Frostee Rucker	DL	USC	6-3	280	34	12
94	Xavier Williams	DL	Northern Iowa	6-2	309	25	3
<u>Linebackers (8)</u>							
54	Bryson Albright	LB	Miami (OH)	6-5	235	23	1
20	Deone Bucannon	\$LB	Washington State	6-1	211	25	4
57	Josh Bynes	LB	Auburn	6-1	235	28	7
56	Karlos Dansby	LB	Auburn	6-4	250	36	14
55	Chandler Jones	LB	Syracuse	6-5	265	27	6
96	Kareem Martin	LB	North Carolina	6-6	272	25	4
43	Haason Reddick	LB	Temple	6-1	235	23	R
58	Scooby Wright III	LB	Arizona	6-0	240	23	2
<u>Cornerbacks (4)</u>							
28	Justin Bethel	CB	Presbyterian	6-0	200	27	6
21	Patrick Peterson	CB	LSU	6-1	203	27	7
26	Brandon Williams	CB	Texas A&M	6-0	200	25	2
25	Tramon Williams	CB	Louisiana Tech	6-0	192	34	11
<u>Safeties (5)</u>							
36	Budda Baker	S	Washington	5-10	195	21	R
41	Antoine Bethea	S	Howard	5-11	206	33	12
27	Tyvon Branch	S	Connecticut	6-0	210	30	10
30	Rudy Ford	S/CB	Auburn	6-0	204	23	R
32	Tyrann Mathieu	S	LSU	5-9	186	25	5
<u>Long Snapper (1)</u>							
49	Justin Drescher	LS	Colorado	6-1	235	29	8
<u>Punter (1)</u>							
2	Andy Lee	P	Pittsburgh	6-1	185	35	14
<u>Kicker (1)</u>							
4	Phil Dawson	K	Texas	5-11	200	42	19
<u>Offensive Line (9)</u>							
70	Evan Boehm	G/C	Missouri	6-3	310	24	2
75	Alex Boone	G	Ohio State	6-8	310	30	8
69	Will Holden	G/T	Vanderbilt	6-7	312	24	R
74	D.J. Humphries	T	Florida	6-5	307	23	3
62	Daniel Munyer	C	Colorado	6-1	305	25	1
53	A.Q. Shipley	C	Penn State	6-1	307	31	6
68	Jared Veldheer	T	Hillsdale	6-8	321	30	8
71	Earl Watford	G/T	James Madison	6-3	300	27	5
73	John Wetzel	T/G	Boston College	6-7	328	26	2
<u>Tight Ends (4)</u>							
84	Jermaine Gresham	TE	Oklahoma	6-5	260	29	8
80	Ifeanyi Momah	TE	Boston College	6-7	255	28	3
87	Troy Niklas	TE	Notre Dame	6-6	270	25	4
86	Ricky Seals-Jones	TE	Texas A&M	6-5	243	22	R
<u>Running Backs (5)</u>							
38	Andre Ellington	RB	Clemson	5-9	199	28	5
37	D.J. Foster	RB	Arizona State	6-0	195	23	2
35	Elijhaa Penny	RB	Idaho	6-2	234	24	1
23	Adrian Peterson	RB	Oklahoma	6-1	220	32	11
33	Kerwynn Williams	RB	Utah State	5-8	198	26	4
<u>Wide Receivers (6)</u>							
13	Jaron Brown	WR	Clemson	6-2	205	27	5
12	John Brown	WR	Pittsburg State	5-11	179	27	4
11	Larry Fitzgerald	WR	Pittsburgh	6-3	218	34	14
10	Brittan Golden	WR	West Texas A&M	5-11	186	29	4
14	J.J. Nelson	WR	UAB	5-10	160	25	3
16	Chad Williams	WR	Grambling State	6-1	204	23	R
<u>Quarterbacks (2)</u>							
7	Blaine Gabbert	QB	Missouri	6-4	235	28	7
5	Drew Stanton	QB	Michigan State	6-3	243	33	10

2017 ARIZONA CARDINALS – HOW THEY WERE BUILT

	DRAFT	TRADES	WAIVERS	FREE AGENTS
2004	Larry Fitzgerald (1)			
2011	Patrick Peterson (1)			
2012	Justin Bethel (6a)			
2013	Tyrann Mathieu (3) Andre Ellington (6b)	Carson Palmer (Oak)		Jaron Brown (R) Brittan Golden Frostee Rucker Drew Stanton (Ind)
2014	Deone Bucannon (1) Troy Niklas (2) Kareem Martin (3a) John Brown (3b)			Josh Mauro Jared Veldheer (Oak) Kerwynn Williams
2015	D.J. Humphries (1) Markus Golden (2) David Johnson (3) Rodney Gunter (4) J.J. Nelson (5b)			Jermaine Gresham Mike Iupati (SF) Ifeanyi Momah Corey Peters (Atl) Olsen Pierre A.Q. Shipley John Wetzell Xavier Williams (R)
2016	Robert Nkemdiche (1) Brandon Williams (3) Evan Boehm (4)	Chandler Jones (NE)		Tyvon Branch (KC) Aaron Brewer Daniel Munyer Elijhaa Penny (R) Scooby Wright III Ronald Zamort (R)
2017	Haason Reddick (1) Budda Baker (2) Chad Williams (3) Will Holden (5a) T.J. Logan (5b) Rudy Ford (6)	Adrian Peterson (NO)		Bryson Albright Antoine Bethea Alex Boone Josh Byner Karlos Dansby (Cin) Phil Dawson (SF) Justin Drescher Blaine Gabbert D.J. Foster Andy Lee Ricky Seals-Jones (R) Earl Watford Tramon Williams

ARIZONA CARDINALS 2017 DEPTH CHART
AS PREPARED BY TEAM'S MEDIA RELATIONS DEPARTMENT

OFFENSE

WR	11 Larry Fitzgerald	14 J.J. Nelson	<u>16 Chad Williams</u>	
LT	74 D.J. Humphries	73 John Wetzell		
LG	75 Alex Boone	73 John Wetzell		
C	53 A.Q. Shipley	70 Evan Boehm	62 Daniel Munyer	
RG	71 Earl Watford	70 Evan Boehm		
RT	68 Jared Veldheer	<u>69 Will Holden</u>		
TE	87 Troy Niklas	80 Ifeanyi Momah		
WR	13 Jaron Brown	12 John Brown	10 Brittan Golden	
QB	5 Drew Stanton	7 Blaine Gabbert		
RB	23 Adrian Peterson	33 Kerwynn Williams	38 Andre Ellington	35 Elijahaa Penny 37 D.J. Foster
TE	84 Jermaine Gresham	<u>86 Ricky Seals-Jones</u>		

DEFENSE

DL	97 Josh Mauro	72 Olsen Pierre	94 Xavier Williams
DL	98 Corey Peters	95 Rodney Gunter	
DL	92 Frostee Rucker	90 Robert Nkemdiche	
SAM	55 Chandler Jones	54 Bryson Albright	
\$LB	20 Deone Bucannon	58 Scooby Wright III	
ILB	56 Karlos Dansby	57 Josh Bynes	
WILL	<u>43 Haason Reddick</u>	96 Kareem Martin	
LCB	21 Patrick Peterson	26 Brandon Williams	
RCB	25 Tramont Williams	28 Justin Bethel	
SS	27 Tyvon Branch	41 Antoine Bethea	
FS	32 Tyrann Mathieu	<u>36 Budda Baker</u>	<u>30 Rudy Ford</u>

SPECIALISTS

K	4 Phil Dawson		
P	2 Andy Lee		
LS	49 Justin Drescher		
H	2 Andy Lee		
KR	33 Kerwynn Williams	10 Brittan Golden	14 J.J. Nelson
PR	33 Kerwynn Williams	21 Patrick Peterson	<u>30 Rudy Ford</u>

NOTE: Rookies are underlined

ARIZONA CARDINALS NUMERIC ROSTER

No.	Name	Pos.	Ht.	Wt.	Age	NFL Exp.	College	How Acquired	2017 GP-GS-DNP-IA
2	Andy Lee	P	6-1	185	35	14	Pittsburgh	FA-17	7-0-0-0
4	Phil Dawson	K	5-11	200	42	19	Texas	UFA-17 (SF)	7-0-0-0
5	Drew Stanton	QB	6-3	243	33	10	Michigan State	UFA-13 (Ind)	1-0-6-0
7	Blaine Gabbert	QB	6-4	235	28	7	Missouri	FA-17	0-0-0-7
10	Brittan Golden	WR	5-11	186	29	4	West Texas A&M	FA-13	7-0-0-0
11	Larry Fitzgerald	WR	6-3	218	34	14	Pittsburgh	D1-04	7-7-0-0
12	John Brown	WR	5-11	179	27	4	Pittsburg State	D3b-14	5-3-0-2
13	Jaron Brown	WR	6-2	205	27	5	Clemson	FA-13	7-4-0-0
14	J.J. Nelson	WR	5-10	160	25	3	UAB	D5b-15	7-2-0-0
16	Chad Williams	WR	6-1	204	23	R	Grambling	D3-17	2-0-0-5
20	Deone Bucannon	\$LB	6-1	211	25	4	Washington State	D1-14	4-4-0-3
21	Patrick Peterson	CB	6-1	203	27	7	LSU	D1-11	7-7-0-0
23	Adrian Peterson	RB	6-1	220	32	11	Oklahoma	TR-17 (NO)	2-2-0-0
25	Tramon Williams	CB	6-0	192	34	11	Louisiana Tech	FA-17	4-1-2-1
26	Brandon Williams	CB	6-0	200	25	2	Texas A&M	D3-16	7-0-0-0
27	Tyvon Branch	S	6-0	210	30	10	Connecticut	UFA-16 (KC)	7-7-0-0
28	Justin Bethel	CB	6-0	200	27	6	Presbyterian	D6a-12	7-6-0-0
30	Rudy Ford	S/CB	6-0	204	23	R	Auburn	D6-17	7-0-0-0
32	Tyrann Mathieu	S	5-9	186	25	5	LSU	D3-13	7-7-0-0
33	Kerwynn Williams	RB	5-8	198	26	4	Utah State	FA-14	7-1-0-0
35	Elijhaa Penny	RB	6-2	234	24	1	Idaho	FA-16	7-0-0-0
36	Budda Baker	S	5-10	195	21	R	Washington	D2-17	7-0-0-0
37	D.J. Foster	RB	6-0	195	23	2	Arizona State	FA-17	0-0-0-6
38	Andre Ellington	RB	5-9	199	28	5	Clemson	D6b-13	6-0-0-1
41	Antoine Bethea	S	5-11	206	32	12	Howard	FA-17	7-3-0-0
43	Haason Reddick	LB	6-1	235	23	R	Temple	D1-17	7-3-0-0
49	Justin Drescher	LS	6-1	235	29	8	Colorado	FA-17	2-0-0-0
53	A.Q. Shipley	C	6-1	307	31	6	Penn State	FA-15	7-7-0-0
54	Bryson Albright	LB	6-5	235	23	1	Miami (OH)	FA-17	0-0-0-0
55	Chandler Jones	LB	6-5	265	27	6	Syracuse	TR-16 (NE)	7-7-0-0
56	Karlos Dansby	LB	6-4	250	36	14	Auburn	UFA-17 (Cin)	7-7-0-0
57	Josh Bynes	LB	6-1	235	28	7	Auburn	FA-17	7-0-0-0
58	Scooby Wright III	LB	6-0	240	23	2	Arizona	FA-16	2-0-0-2
62	Daniel Munyer	C	6-1	305	25	1	Colorado	FA-16	1-0-4-2
68	Jared Veldheer	T	6-8	321	30	8	Hillsdale	UFA-14 (Oak)	7-7-0-0
69	Will Holden	G/T	6-7	312	24	R	Vanderbilt	D5a-17	5-2-1-1
70	Evan Boehm	G/C	6-3	310	24	2	Missouri	D4-16	7-5-0-0
71	Earl Watford	G/T	6-3	300	27	5	James Madison	FA-17	3-3-0-0
72	Olsen Pierre	DL	6-5	293	26	1	Miami	FA-15	5-0-0-2
73	John Wetzel	T/G	6-7	328	26	2	Boston College	FA-15	7-4-0-0
74	D.J. Humphries	T	6-5	307	23	3	Florida	D1-15	3-3-0-4
75	Alex Boone	G	6-8	310	30	8	Ohio State	FA-17	5-4-0-2
80	Ifeanyi Momah	TE	6-7	255	28	3	Boston College	FA-15	7-1-0-0
84	Jermaine Gresham	TE	6-5	260	29	8	Oklahoma	FA-15	6-6-0-1
86	Ricky Seals-Jones	TE	6-5	243	22	R	Texas A&M	FA-17	3-0-0-2
87	Troy Niklas	TE	6-6	270	25	4	Notre Dame	D2-14	7-4-0-0
90	Robert Nkemdiche	DL	6-4	296	23	2	Mississippi	D1-16	3-0-0-4
92	Frostee Rucker	DL	6-3	280	34	12	USC	FA-13	7-7-0-0
94	Xavier Williams	DL	6-2	309	25	3	Northern Iowa	FA-15	6-0-0-1
95	Rodney Gunter	DL	6-5	305	25	3	Delaware State	D4-15	7-0-0-0
96	Kareem Martin	LB	6-6	272	25	4	North Carolina	D3a-14	7-1-0-0
97	Josh Mauro	DL	6-6	282	26	4	Stanford	FA-14	7-6-0-0
98	Corey Peters	DL	6-3	305	29	8	Kentucky	UFA-15 (Atl)	7-7-0-0

2017 Coaching Staff

Head Coach: **Bruce Arians**

Assistants: **Tom Moore** (Asst. Head Coach/Offense), **James Bettcher** (Defensive Coordinator), **Harold Goodwin** (Offensive Coordinator), **Amos Jones** (Special Teams Coordinator), **Terry Allen** (Bill Bidwill Fellowship/RB's), **Anthony Blevins** (Coaching Asst./Special Teams), **Brentson Buckner** (Defensive Line), **Mike Chiurco** (Defensive Asst./Asst. Defensive Backs), **Rick Christophel** (Tight Ends), **Darryl Drake** (Wide Receivers), **Larry Foote** (Inside Linebackers), **Kevin Garver** (Asst. Wide Receivers), **Steve Heiden** (Asst. Special Teams/Asst. Tight Ends), **Roger Kingdom** (Asst. Strength & Conditioning), **Fredie Kitchens** (Running Backs), **Byron Leftwich** (Quarterbacks), **Buddy Morris** (Strength & Conditioning), **Anthony Piroli** (Asst. Strength & Conditioning), **Tom Pratt** (Pass Rush Specialist), **Nick Rapone** (Defensive Backs), **Kevin Ross** (Cornerbacks), **Bob Sanders** (Linebackers), **Larry Zierlein** (Asst. Offensive Line)

10/30/2017



ARIZONA CARDINALS ALPHA ROSTER

No.	Name	Pos.	Ht.	Wt.	Birthdate	NFL		
						Exp.	College	Hometown
54	Albright, Bryson	LB	6-5	235	3/15/1994	1	Miami (OH)	Cincinnati, OH
36	Baker, Budda	S	5-10	195	1/10/1996	R	Washington	Bellevue, WA
41	Bethea, Antoine	S	5-11	206	7/27/1984	12	Howard	Newport News, VA
28	Bethel, Justin	CB	6-0	200	6/17/1990	6	Presbyterian	Blythewood, SC
70	Boehm, Evan	G/C	6-3	310	8/19/1993	2	Missouri	Lee's Summit, MO
75	Boone, Alex	G	6-8	310	5/4/1987	8	Ohio State	Lakewood, OH
27	Branch, Tyvon	S	6-0	210	12/11/1986	10	Connecticut	Syracuse, NY
13	Brown, Jaron	WR	6-2	205	1/8/1990	5	Clemson	Cheraw, SC
12	Brown, John	WR	5-11	179	4/3/1990	4	Pittsburg State	Homestead, FL
20	Bucannon, Deone	\$LB	6-1	211	8/30/1992	4	Washington State	Fairfield, CA
57	Bynes, Josh	LB	6-1	235	8/24/1989	7	Auburn	Lauderdale Lakes, FL
56	Dansby, Karlos	LB	6-4	250	11/3/1981	14	Auburn	Birmingham, AL
4	Dawson, Phil	K	5-11	200	1/23/1975	19	Texas	Dallas, TX
49	Drescher, Justin	LS	6-1	235	1/1/1988	8	Colorado	Colorado Springs, CO
38	Ellington, Andre	RB	5-9	199	2/3/1989	5	Clemson	Moncks Corner, SC
11	Fitzgerald, Larry	WR	6-3	218	8/31/1983	14	Pittsburgh	Minneapolis, MN
30	Ford, Rudy	S/CB	6-0	204	11/1/1994	R	Auburn	Big Cove, AL
37	Foster, D.J.	RB	6-0	195	11/22/1993	2	Arizona State	Scottsdale, AZ
7	Gabbert, Blaine	QB	6-4	235	10/15/1989	7	Missouri	Ballwin, MO
10	Golden, Brittan	WR	5-11	186	7/20/1988	4	West Texas A&M	Denver City, TX
84	Gresham, Jermaine	TE	6-5	260	6/16/1988	8	Oklahoma	Ardmore, OK
95	Gunter, Rodney	DL	6-5	305	1/19/1992	3	Delaware State	Lake Hamilton, FL
69	Holden, Will	G/T	6-7	312	9/14/1993	R	Vanderbilt	Green Cove Springs, FL
74	Humphries, D.J.	T	6-5	307	12/28/1993	3	Florida	Charlotte, NC
55	Jones, Chandler	LB	6-5	265	2/27/1990	6	Syracuse	Endicott, NY
2	Lee, Andy	P	6-1	185	8/11/1982	14	Pittsburgh	Westminster, SC
96	Martin, Kareem	LB	6-6	272	2/19/1992	4	North Carolina	Roanoke Rapids, NC
32	Mathieu, Tyrann	S	5-9	186	5/13/1992	5	LSU	New Orleans, LA
97	Mauro, Josh	DL	6-6	282	2/17/1991	4	Stanford	Hurst, TX
80	Momah, Ifeanyi	TE	6-7	255	10/23/1989	3	Boston College	Greenlawn, NY
62	Munyer, Daniel	C	6-1	305	3/4/1992	1	Colorado	Harbor City, CA
14	Nelson, J.J.	WR	5-10	160	4/24/1992	3	UAB	Midfield, AL
87	Niklas, Troy	TE	6-6	270	9/18/1992	4	Notre Dame	Fullerton, CA
90	Nkemdiche, Robert	DL	6-4	296	9/19/1994	2	Mississippi	Loganville, GA
35	Penny, Elijah	RB	6-2	234	8/17/1993	1	Idaho	Lakewood, CA
98	Peters, Corey	DL	6-3	305	6/8/1988	8	Kentucky	Louisville, KY
23	Peterson, Adrian	RB	6-1	220	3/21/1985	11	Oklahoma	Palestine, TX
21	Peterson, Patrick	CB	6-1	203	7/11/1990	7	LSU	Pompano Beach, FL
72	Pierre, Olsen	DL	6-5	293	8/27/1991	1	Miami	Rahway, NJ
43	Reddick, Haason	LB	6-1	235	9/22/1994	R	Temple	Camden, NJ
92	Rucker, Frostee	DL	6-3	280	9/14/1983	12	USC	Tustin, CA
86	Seals-Jones, Ricky	TE	6-5	243	3/15/1995	R	Texas A&M	Sealy, TX
53	Shipley, A.Q.	C	6-1	307	5/22/1986	6	Penn State	Moon Township, PA
5	Stanton, Drew	QB	6-3	243	5/7/1984	10	Michigan State	Farmington Hills, MI
68	Veldheer, Jared	T	6-8	321	6/14/1987	8	Hillsdale	Grand Rapids, MI
71	Watford, Earl	G/T	6-3	300	6/24/1990	5	James Madison	Philadelphia, PA
73	Wetzel, John	T/G	6-7	328	7/18/1991	2	Boston College	Pittsburgh, PA
26	Williams, Brandon	CB	6-0	200	9/9/1992	2	Texas A&M	Brookshire, TX
16	Williams, Chad	WR	6-1	204	10/19/1994	R	Grambling State	Baton Rouge, LA
33	Williams, Kerwynn	RB	5-8	198	6/9/1991	4	Utah State	Las Vegas, NV
25	Williams, Tramon	CB	6-0	192	3/16/1983	11	Louisiana Tech	Houma, LA
94	Williams, Xavier	DL	6-2	309	1/18/1992	3	Northern Iowa	Kansas City, MO
58	Wright III, Scooby	LB	6-0	240	8/28/1994	2	Arizona	Windsor, CA

Injured Reserve

No.	Name	Pos.	Ht.	Wt.	Birthdate	NFL		Injury/Date Listed
						Exp.	College	
46	Brewer, Aaron	LS	6-5	232	7/5/1990	6	San Diego State	Wrist/October 9
44	Golden, Markus	LB	6-3	260	3/13/1991	3	Missouri	Knee/October 2
76	Iupati, Mike	G	6-5	331	5/12/1987	8	Idaho	Tricep/September 30
31	Johnson, David	RB	6-1	224	12/16/1991	3	Northern Iowa	Wrist/September 12
22	Logan, T.J.	RB	5-10	195	9/3/1994	R	North Carolina	Wrist/September 4
3	Palmer, Carson	QB	6-5	235	12/27/1979	15	USC	Arm/October 26
29	Zamort, Ronald	CB	5-10	174	11/10/1991	1	Western Michigan	Knee/August 1

Practice Squad

No.	Name	Pos.	Ht.	Wt.	Birthdate	NFL		
						Exp.	College	Hometown
19	Agudosi, Carlton	WR	6-6	220	2/1/1994	R	Rutgers	Somerseset, NJ
63	Anau, Peli	DL	6-3	282	10/26/1993	R	Northern Arizona	Phoenix, AZ
6	Bercovici, Mike	QB	6-0	204	2/9/1993	1	Arizona State	Calabasas, CA
81	Denham Jr., Anthony	TE	6-4	246	7/21/1991	2	Utah	Monterey Park, CA
52	Harris, Connor	LB	5-11	242	6/22/1993	R	Lindenwood	Lee's Summit, MO
64	Leamon, Javarius	T	6-7	332	4/16/1993	R	South Carolina State	Woodruff, SC
34	Miller, Harlan	CB/S	6-0	182	6/20/1994	1	SE Louisiana	Kentwood, LA
91	Okine, Earl	LB	6-6	262	1/4/1990	2	Florida	Gainesville, FL
78	Painter, Vinston	T/G	6-4	318	10/11/1989	3	Virginia Tech	Norfolk, VA
65	Tasini, Pasoni	DL	6-3	307	5/31/1993	R	Utah	Wailuku, HI



2017

SUPPLEMENTAL BIOS



BRYSON ALBRIGHT

COLLEGE: Miami (OH)

HOW ACQUIRED: FA-17

YEARS NFL/CARDINALS: 1/1

HOMETOWN: Cincinnati, OH

DOB: MARCH 15, 1994

54 // LINEBACKER // 6-5 // 235

PRO CAREER:

Originally signed by Buffalo as a rookie free agent on 5/2/16. Released on 9/15/16 and signed to Buffalo's practice squad on 9/17/16. Elevated to the Bills active roster on 12/10/16 and was released on 12/13/16. Signed to Buffalo's practice squad on 12/15/16. Signed with Cincinnati on 1/24/17. Released by the Bengals on 9/2/17 and signed to the Cardinals practice squad on 9/4/17. Elevated to Arizona's active roster on 10/30/17.

2016: Made his NFL debut on defense and special teams vs. Pit (12/11) ... made Buffalo's Week 1 roster after signing with the team as a rookie free agent ... spent most of his rookie season on the Bills practice squad.

COLLEGE:


Played 48 games (35 starts) in four seasons (2012-15) at Miami (OH) where he totaled 129 tackles, 12 sacks and 21 tackles for loss ... received second-team All-Mid-American Conference accolades as a senior defensive lineman and was Miami's Defensive Lineman of the Year winner as a junior ... earned MAC Defensive Player of the Week in the 2015 season finale vs. UMass (11/21) with seven tackles, two sacks and a game-winning INT.

PERSONAL:

Attended St. Xavier (Cincinnati, OH) High School where he earned first-team All-Ohio honors as a senior ... older brother, Alex, played LB at Boston College and for Dallas Cowboys (2011-12) ... earned a degree in Kinesiology.

ALBRIGHT CAREER STATS

Year	Team	GP/GS	Tackles			Sacks		Interceptions					FR	FF	STT	
			Solo	Asst.	Ttl	Sk	Yds	Int	Yds	Lg	TD	PD				
2016	Buf	1/0	0	0	0	0.0	0.0	0	0	0	0	0	0	0	0	0
Total		1/0	0	0	0	0.0	0.0	0	0	0	0	0	0	0	0	0



ALEX BOONE

COLLEGE: Ohio State

HOW ACQUIRED: FA-17

YEARS NFL/CARDINALS: 8/1

HOMETOWN: Lakewood, OH

DOB: May 4, 1987

75 // GUARD // 6-8 // 310

PRO CAREER:

Originally signed with the San Francisco 49ers as a rookie free agent on 9/6/09. Signed with the 49ers on 1/6/10 and re-signed (four-year extension) with the team on 12/8/11. Signed a four-year contract with the Vikings on 3/10/16 and was released on 9/2/17. Signed a one-year contract with the Cardinals on 9/5/17.

2016: Started 14 games for an offensive line that did not allow a sack in five games (tied for most in the NFL) ... started at LG for a unit that did not allow a sack at Ten (9/11) ... started at LG for an O-line that helped total 104 rushing yards and did not allow a sack vs. NYG (10/3) ... started at LG for an O-line that did not allow a sack, helping QB Sam Bradford complete 31 of 37 passes @ Det (11/24).

2015: Started all 13 games in which he played, missing the final three contests after being placed on injured reserve (knee) on 12/26 ... started and helped pave the way for RB Carlos Hyde to compile 168 rushing yards and two TDs vs. Min (9/14).

2014: Played 15 games (14 starts) and helped established a single-game franchise record with 355 rushing yards, the NFL's most since 2007, vs. SD (12/20).

2013: Started all 16 regular season games and three postseason contests, helping the 49ers post a 12-4 mark and advance to the NFC Championship game ... helped compile 494 yards of total offense, including 404 passing yards, vs. GB (9/8) ... helped led three different RBs into the end zone @ StL (9/26) ... started for an O-line that helped total 199 rushing yards on 30 carries (6.6 average) vs. Atl (12/23).

2012: Stepped into the starting lineup for all 16 regular season games and three postseason contests as the 49ers claimed the NFC West title with an 11-4-1 mark, won the NFC Championship and reached Super Bowl XLVII ... part of an O-line that was honored as the 2012 Madden Most Valuable Protectors of the Year ... made first-career start in the season-opener @ GB (9/9), helping RB

Frank Gore rush for 112 yards ... helped total a single-game franchise-record 621 yards of total offense (311 rushing and 310 passing) vs. Buf (10/7), marking the first time an NFL team recorded 300+ rushing and passing yards in a single game.

2011: Played in all 16 regular season games and both playoff contests, helping the 49ers post a 13-3 record and an NFC West title saw action in short-yardage packages and on special teams ... played extensively at LT when starter Joe Staley left the game at Ari (12/11) with a head injury.

2010: Made his NFL debut at LT vs. Ari (1/2/11) ... inactive in the first 15 games.

2009: Spent his rookie season on the 49ers practice squad after being released during final roster cuts.

COLLEGE:

Played 46 games (35 starts) during his four-year (2005-08) career where he earned All-American and first-team All-Big Ten honors as a senior and second-team All-Big Ten recognition as a junior ... helped the Buckeyes compile a 41-8 record, win four Big Ten titles and earn bids to the BCS National Championship games after the 2007 and 2008 seasons.

PERSONAL:

Two-time (2003-04) All-Ohio athlete at St. Edward (Cleveland, OH) High School, where he earned Parade and USA Today All-America accolades ... helped the football team reach a state title game as a junior ... also competed in track and basketball ... majored in History ... active supporter of veterans causes and military charities; visited the Minneapolis Veterans Affairs Medical Center with teammates in November 2016 ... the San Francisco Zoo named a rhinoceros "Boone" in his honor ... trains with with former NFL lineman and fellow Cleveland native LeCharles Bentley during the offseason in Arizona ... has three children with his wife, Dana.

BOONE CAREER STATS

Year	Team	GP/GS
2010	SF	1/0
2011	SF	16/0
2012	SF	16/16
2013	SF	16/16
2014	SF	15/14
2015	SF	13/13
2016	Min	14/14
Total		91/73

BOONE POSTSEASON STATS

Year	Team	GP/GS
2011	SF	2/0
2012	SF	3/3
2013	SF	3/3
Total		8/6



JOSH BYNES

COLLEGE: Auburn

HOW ACQUIRED: FA-17

YEARS NFL/CARDINALS: 7/1

HOMETOWN: Lauderdale Lakes, FL

DOB: August 24, 1989

57 // LINEBACKER // 6-1 // 235

PRO CAREER:

Originally signed by the Baltimore Ravens as a rookie free agent on 7/28/11. Released on 9/3/11 and signed to Baltimore's practice squad on 11/9/11. Elevated to the Ravens active roster on 11/23/11 and released on 11/29/11. Elevated to Baltimore's 53-man roster on 1/14/12 after signing to the practice squad on 12/1/11. Released by the Ravens on 8/31/12 after re-signing with the club on 8/31/12. Promoted to Baltimore's active roster on 12/17/12 after signing to the practice squad on 9/1/12. Re-signed with the Ravens on 4/22/13 and 4/18/14 before being released by the team on 9/2/14. Elevated to the Lions 53-man roster on 9/23/14 after signing to the Ravens practice squad on 9/4/14. Re-signed with Detroit on 3/13/15. Signed with the Lions on 10/25/16 after being released by the team on 9/10/16. Signed with the Cardinals on 8/5/17.

2016: Saw action in nine games (eight starts) and totaled 38 tackles (26 solo) and four passes defended ... returned to the team (10/25) after suffering a knee injury in the pre-season that landed him in injured reserve (9/4) before being released (9/10) ... registered four tackles, one tackle for loss and a pass defended on Thanksgiving Day vs. Min (11/24) ... notched a team-high eight tackles at NO (12/4) ... started at OLB and tallied a team-leading six tackles vs. Chi (12/11) ... started and collected seven tackles in the NFC Wild Card matchup @ Sea (1/7/17).

2015: Competed in all 16 games for the first time in his career and established career highs with 11 starts, 80 tackles (54 solo) and five passes defended, adding a half-sack and forced fumble (both career firsts) ... started for an injured LB DeAndre Levy and led the team with eight tackles @ SD (9/13) ... registered a season-high 10 tackles and one special teams tackle vs. Chi (10/18) ... matched a team high with eight tackles vs. Min (10/25) ... collected eight tackles (team high) at StL (12/13) ... posted five tackles, including a half-sack shared with DT Haloti Ngata that forced a QB Blaine Gabbert fumble, leading to a Detroit TD on the following play, vs. SF (12/27).

2014: Appeared in 13 games and recorded 19 tackles (16 solo), his first-career interception, one fumble recovery and three special teams tackles ... secured an interception and totaled three tackles at Ari (11/16) ... matched a season high with three tackles @ NE (11/23), vs. Chi (11/27) and @ Chi (12/21) ... had one tackle in the NFC Wild Card matchup @ Dal (1/4/15).

2013: Played in 15 games (six starts), posting 41 tackles (19 solo), three passes defended and four special teams tackles ... started and totaled a season-high eight tackles (six solo) @ Den (9/5) ... tallied eight tackles (three solo), including one for loss, vs. Cle (9/15) ... registered eight tackles (four solo) and one special teams tackle @ Buf (9/29) ... notched six tackles (three solo) vs. Pit (11/28).

2012: Saw action in 10 games (three starts) and totaled 31 tackles (18 solo), one pass defended and three special teams tackles after joining the Ravens active roster from its practice squad on 10/17 ... made his first-career start and led the team with a career-high 13 tackles (11 solo), adding one QB hit and one pass defended, vs. Den (12/16) ... started and notched a team-high nine tackles (three solo) @ Cin (12/30) ... competed in all four playoff games and had two special teams tackles, including the final tackle of Super Bowl XLVII on Ted Ginn, Jr.

2011: Played on special teams in one game for the Ravens after being elevated to the active roster from the team's practice squad on 11/29.

COLLEGE:

Appeared in 43 games (35 starts), helping the Tigers win the 2011 BCS National Championship at University of Phoenix Stadium ... totaled 238 tackles, one forced fumble and 12 passes defended during his four-year (2007-10) college career ... earned second-team All-SEC accolades as a senior in 2010 ... collected 104 tackles, one sack, two forced fumbles, one fumble recovery and eight passes defended in 13 games (all starts) as a junior in 2009 ... posted 53 tackles and four passes defended in 12 games (eight starts) as a sophomore in 2008 ... saw action in four games, totaling 10 tackles and one forced fumble as a freshman in 2007.

PERSONAL:

Prepped at Boyd Anderson (Lauderdale Lakes, FL) High School, where he earned Broward County Defensive Player of the Year honors after leading the Cobras a 9-3 record and the second round of the state playoffs in 2006 ... totaled 110 tackles, four forced fumbles, three recoveries and two sacks in eight games as a senior ... graduated with a bachelor's degree in Human Development and Family Studies.

BYNES CAREER STATS

Year	Team	Tackles				Sacks		Interceptions					FR	FF	STT
		GP/GS	Solo	Asst.	Ttl	Sk	Yds	Int	Yds	Lg	TD	PD			
2011	Bal	1/0	0	0	0	0.0	0	0	0	0	0	0	0	0	0
2012	Bal	10/3	18	13	31	0.0	0	0	0	0	0	1	0	0	3
2013	Bal	15/6	19	22	41	0.0	0	0	0	0	0	3	0	0	4
2014	Det	13/0	16	3	19	0.0	0	1	17	17	0	1	1	0	3
2015	Det	16/11	54	26	80	0.5	5.5	0	0	0	0	5	0	1	2
2016	Det	9/8	26	12	38	0.0	0	0	0	0	0	4	0	0	0
Total		64/28	133	76	209	0.5	5.5	1	17	17	0	14	1	1	12

Single Game Highs:

Total Tackles: 13, vs. Denver, 12/16/12; **Solo Tackles:** 11, vs. Denver, 12/16/12; **Sacks:** 0.5, vs. San Francisco, 12/27/15; **Interceptions:** 1, @ Arizona, 11/16/14; **Fumble Recoveries:** 1, vs. San Francisco, 12/27/15; **Forced Fumbles:** 1, vs. Miami, 11/9/14; **Passes Defensed:** 2, @ New Orleans, 12/21/15.

BYNES POSTSEASON STATS

Year	Team	Tackles				Sacks		Interceptions					FR	FF	STT
		GP/GS	Solo	Asst.	Ttl	Sk	Yds	Int	Yds	Lg	TD	PD			
2011	Bal	0/0	0	0	0	0.0	0	0	0	0	0	0	0	0	0
2012	Bal	4/0	0	0	0	0.0	0	0	0	0	0	0	0	0	2
2014	Det	1/0	1	0	1	0.0	0	0	0	0	0	0	0	0	0
2016	Det	1/1	1	6	7	0.0	0	0	0	0	0	0	0	0	0
Total		6/1	2	6	8	0.0	0	0	0	0	0	0	0	0	2

Postseason Single Game Highs:

Total Tackles: 7, @ Seattle, 1/7/17; **Solo Tackles:** 1, twice, last @ Seattle, 1/7/17.



JUSTIN DRESCHER

COLLEGE: Colorado

HOW ACQUIRED: FA-17

YEARS NFL/CARDINALS: 8/1

HOMETOWN: Colorado Springs, CO

DOB: JANUARY 1, 1988

49 // LONG SNAPPER // 6-1 // 235

PRO CAREER:

Originally signed with the Atlanta Falcons as a rookie free agent on 4/26/10. Released on 6/15/10 and signed with the Saints on 11/23/10. Played in 102 regular season games and four postseason contests with the Saints. Re-signed with New Orleans on 8/7/17 and was released on 8/30/17. Signed with the Cardinals on 10/10/17.

2016: Served as the long snapper in all 16 games for the sixth consecutive season ... appeared in his 100th career game @ Ari (12/18) ... notched a special teams tackle @ Atl (1/1/17).

2015: Snapped in all 16 games ... recorded a career-high two special teams tackles.

2014: Snapped in all 16 games ... posted a special teams tackle vs. Cin (11/16).

2013: Served as long snapper in all 16 regular season games and both playoff contests.

2012: Snapped in all 16 games and helped K Garrett Hartley convert 18 of 22 FGs.

2011: Snapped in all 16 games for the first time in his career ... also played in both postseason contests ... helped K John Kasay convert 28 of 34 FGs.

2010: Spent part of the offseason with Atlanta before signing with New Orleans on 11/23 ... handled snapping duties for the final six games of the regular season and the NFC Wild Card @ Sea (1/8/11) ... tallied a special teams tackle @ Cin (12/5).

COLLEGE:

Appeared in 49 games as long snapper during his four-year (2006-09) at Colorado, totaling five tackles and recovering a fumble on special teams.

PERSONAL:

Prepped at Carroll (Southlake, Texas) High School, where he was part of two state championship teams that won 32 consecutive games ... handled long snapping duties, played guard and earned second-team all-district honors as a senior ... also letter in baseball ... graduated with a Finance degree.

DRESCHER CAREER STATS

Year	Team	GP/GS	STT
2010	NO	6/0	1
2011	NO	16/0	0
2012	NO	16/0	0
2013	NO	16/0	0
2014	NO	16/0	1
2015	NO	16/0	2
2016	NO	16/0	1
Total		102/0	5

DRESCHER POSTSEASON STATS

Year	Team	GP/GS	STT
2010	NO	1/0	0
2011	NO	2/0	0
2013	NO	2/0	0
Total		5/0	0



D.J. FOSTER

COLLEGE: Arizona State

HOW ACQUIRED: FA-17

YEARS NFL/CARDINALS: 2/1

HOMETOWN: Scottsdale, AZ

DOB: November 22, 1992

37 // RUNNING BACK // 6-0 // 195

PRO CAREER:

Originally signed with the New England Patriots as a rookie free agent on 5/6/16. Released on 11/28/16 and signed to the Patriots practice squad on 11/30/16. Elevated to New England's 53-man roster from the practice squad on 12/3/16. Released on 9/2/17 and signed to the Patriots practice squad on 9/3/17. Signed with the Cardinals from New England's practice squad on 9/12/17.

2016: Made the 53-man roster out of training camp as a rookie free agent and recorded seven carries for 24 yards and one reception for two yards in three games for the Patriots ... inactive for 13 regular season games and three postseason contests, including New England's Super Bowl LI victory ... had a seven-yard run and two-yard reception in his NFL debut vs. Mia (9/18).

COLLEGE:

Played 53 games during his four-year career at Arizona State, where he was a two-time All-Pac-12 honoree and 2012 freshman All-American ... totaled 2,355 yards and 18 TDs on 444 carries and 2,458 yards and 14 TDs on 222 receptions ... became the fifth player in NCAA Division I history to rush and receive for more than 2,000 yards ... caught at least one pass in all 53 games, the longest streak in Pac-10/12 history ... converted to WR in 2015 after three seasons at RB.

PERSONAL:

Led Saguardo (Scottsdale, AZ) High School to the Arizona Division III State Championship and set a single-season state record with 60 total touchdowns as a senior in 2011 ... earned national acclaim in Sports Illustrated after totaling 508 yards and 10 TDs (both single-game state records) on 20 carries ... rushed for more than 5,000 yards during his prep career.

FOSTER CAREER STATS

Year	Team	GP/GS	Att	Rushing				Receiving				
				Yds	Avg	Lg	TD	No	Yds	Avg	Lg	TD
2016	NE	3/0	7	24	3.4	7	0	1	2	2.0	2	0
Total		3/0	7	24	3.4	7	0	1	2	2.0	2	0

Single Game Highs:

Rushing Yards: 17, @ Cleveland, 10/9/16; **Rushing Attempts:** 6, @ Cleveland, 10/9/16; **Long Run:** 7, vs. Miami, 9/18/16; **Receptions:** 1, vs. Miami, 9/18/16; **Receiving Yards:** 2, vs. Miami, 9/18/16; **Long Reception:** 2, vs. Miami, 9/18/16.

Additional Statistics:

Kickoff Return: Career: 1-30; **2016:** 1-30.



ANDY LEE

COLLEGE: Pittsburgh

HOW ACQUIRED: FA-17

YEARS NFL/CARDINALS: 14/1

HOMETOWN: Westminster, SC

DOB: August 11, 1982

2 // PUNTER // 6-1 // 185

PRO BOWL SELECTION: 2007, 2009, 2011

NOTE CARDS

- Three-time Pro Bowl (2007, 2009 and 2011) and four-time All-Pro (2007, 2009, 2011 and 2012) selection ranks ninth in NFL history in gross average (46.3), 12th in net average (39.5) and tied for eighth in punts inside the 20-yard line (343).
- Has finished top-10 in gross average among NFL punters 10 of 13 seasons.
- Set Cleveland's single-season franchise records in gross (46.7) and net (40.1) averages.
- Appeared in 176 games over 11 seasons (2004-14) with San Francisco, setting franchise records in punts (941), punting yards (43,468), gross average (46.2), net average (39.5) and punts inside the 20-yard line (300).
- Led the league in gross (50.9) and net (44.0) averages during the 2011 season, setting a single-season NFL record (since broken) for net punting average.
- Led the NFL with 49 punts of 50 or more yards and 42 punts downed inside the 20-yard line (then-NFL record) during the 2007 season.

PRO CAREER:

Originally selected by the San Francisco 49ers in the sixth round (188th overall) of the 2004 NFL Draft. Re-signed with the club on 3/9/07 (six-year contract) and 5/23/12 (six-year extension). Traded to the Cleveland Browns for a 2017 seventh-round pick on 6/6/15. Traded to the Carolina Panthers for a 2018 fourth-round draft pick on 8/29/16. Released by the Panthers on 9/2/17 and signed a two-year contract with the Cardinals on 9/4/17.

2016: Played in nine games and posted a 49.1-yard gross average, 40.4-yard net average, 18 punts inside the 20-yard line, four touchbacks and a franchise-record 76-yarder on 36 punts ... placed on injured reserve on 11/14 after suffering a hamstring injury vs. KC (11/13) ... set single-game team records with a career-best 63.0-yard gross average and a 76-yard punt @ Den (9/8).

2015: Punted 70 times for a 46.7-yard gross average, 40.1-yard net average, 25 punts inside 20-yard line and four touchbacks ... set Browns single-season franchise records in gross and net average ... punted four times with a 51.3 gross average and a 67-yard long punt vs. Oak (9/27) ... dropped three punts inside the Steelers 20-yard line, entering the NFL's all-time top-10 (now has 343) in that category, vs. Pit (11/15).

2014: Averaged 46.8 yards, netted 39.6 yards and landed 28 punts inside the 20-yard line on 72 punts ... averaged more than 50 yards per punt in five games ... dropped four punts inside the 20-yard line and allowed just 12 returns yards on five punts @ StL (10/13) ... punted five times for 272 yards (54.4 average), including a 71-yard season long @ Den (10/19).

2013: Punted 79 times for 3,804 yards, a 48.2-yard gross average, a 41.7-yard net average and 27 inside the 20-yard line ... posted a 60+ yard punt in six games and did not commit more than one touchback in any game during the season ... recorded a 54.7-yard gross average, 52.0-yard net average and two punts downed inside the 20-yard line on a season-high seven punts @ StL (9/26).

2012: First-team All Pro selection led the NFL with a 43.2-yard net average, marking the fourth-highest single-season total in league history ... dropped 36 punts inside the 20-yard line, third-most in the league ... dropped a season-high four punts inside the 20-yard line in three games – vs. Sea (10/18), vs. Chi (11/19) and @ StL (12/2) – not allowing a touchback in any of those contests ... punted five times for a 56.6-yard gross average, 54.0-yard net average and three downed inside the 20-yard line @ NE (12/16).

2011: First-team All-Pro and Pro Bowl selection led the NFL in both gross (50.9) and net (44.0) average, setting a then-single-season league record in net average ... posted single-game franchise records with a 59.6 gross average and a 54.2 net average vs. Sea (9/11) ... punted nine times for 430 yards, including four inside the 20-yard line @ Det (10/16) ... named NFC Special Teams Player of the Week after punting six times for 285 yards with a 49.5-yard net average and four punts inside the 20-yard line vs. Pit (12/19).

2010: Totaled 91 punts for 4,203 yards (46.2 average), a 38.2-yard net average and 34 inside the 20-yard line ... averaged 53.7 yards and netted 39.3 yards on three punts, including a 60-yard long, vs. Phi (10/10) ... posted season highs with a 53.8 gross average and a 52.0 net average on six punts @ StL (12/26).

2009: Second-team All Pro and Pro Bowl selection ranked second and third in gross average (47.6) and net average (41.0), respectively, in the NFL ... totaled nine punts for 465 yards (51.7 average) and a 40.8-yard net average @ Min (9/27) ... recorded season highs in gross (56.7) and net (53.3) averages on three punts, allowing one return for 10 yards, vs. Ten (11/8).

2008: Punted 66 times for 3,155 yards (47.8 average), 13 inside the 20-yard line and a 39.0 net average ... launched a career-long 82-yard punt, finished the game with five punts for a 54.0-yard gross average and a 46.2 net average, vs. NE (10/5) ... dropped a season-high three punts inside the 20-yard line, averaging 47.3 yards and netting 39.2 yards on six punts, @ Buf (11/30).

2007: First-team All Pro and Pro Bowl selection punted 105 times for 4,968 yards, a 47.3-yard gross average, a 41.0-yard net average and a career-high 42 punts downed inside the 20-yard line (then-NFL record) ... ranked second in the NFL in gross and net punting average ... led the league with 49 punts of 50 or more yards, notching at least one such kick in all but one game ... averaged 57.2 yards, netted 46.0 yards and dropped two inside the 20-yard line on five punts @ Pit (9/23) ... punted a career-high 10 times for 543 yards (54.3 average), a 44.1-yard net average, two downed inside the 20-yard line and a 71-yard long vs. Sea (9/30).

2006: Totaled 81 punts for 3,625 yards (44.8 average), 22 inside the 20-yard line, a 66-yard long and 36.8-yard net average ... averaged 45.0 yards, netted 40.8 yards and dropped two inside the 20-yard line on eight punts @ Sea (12/14) ... downed a season-high four punts inside the 20-yard line on seven punts, allowing just three return yards, @ Den (12/31).

2005: Allowed just three touchbacks on a career-high 107 punts, recording a 41.6-yard gross average, a 36.3-yard net average, a 58-yard long and 15 downed inside the 20-yard line ... landed three inside the 20-yard line and averaged 43.1 yards on seven punts @ Phi (9/18) ... punted nine times for 369 yards (41.0 average), a 37.8-yard net average, and two downed inside the 20-yard line vs. TB (10/30).

2004: Punted 96 times for 3,990 yards (41.6 average), an 81-yard long, 25 downed inside the 20-yard line and a 35.3-yard net average ... pinned the Seahawks inside the 20-yard line three

times on six punts, averaging 42.5 yards and netting 39.0 per punt, @ Sea (11/7) ... averaged 48.3 yards, netted 46.0 yards and landed one inside the 20-yard line on seven punts, including a season-long 81-yarder, @ TB (11/21).

COLLEGE:

Played 47 games during his four-year (2000-03) career at Pittsburgh, where he became the first player to win the Big East Conference Special Teams Player of the Year twice ... two-time (2002-03) All-Big East honoree finished his career with a 42.4-yard gross average with 61 inside the 20-yard line on 244 punts, 28 touchbacks, long of 73 yards and three blocks ... ranked first in school history with 244 punts and second with 10,354 punting yards ... set single-season program records with 77 punts and 3,399 yards in 2003.

PERSONAL:

Attended West Oak (Westminster, SC) High School and majored in economics with a history minor at Pittsburgh ... earned a master's degree in Business Administration from North Carolina ... he and his wife, Rachel, have two sons, Ryan and Adam ... chose to wear #8 after joining the Browns in honor of his late daughter ... given Westminster, SC's key to the city on July 12, 2008, which was declared 'Andy Lee Day' ... first NFL game he ever attended was as a player in 2004 during his rookie season.

LEE CAREER STATS

Year	Team	GP	No	Yds	Avg	Net	TB	In20	Lg	Blk
2004	SF	16	96	3,990	41.6	35.3	8	25	81	0
2005	SF	16	107	4,447	41.6	36.3	3	15	58	1
2006	SF	16	81	3,625	44.8	36.8	9	22	66	0
2007	SF	16	105	4,968	47.3	41.0	13	42	74	0
2008	SF	16	66	3,155	47.8	39.0	9	13	82	1
2009	SF	16	99	4,711	47.6	41.0	8	30	64	0
2010	SF	16	91	4,203	46.2	38.2	12	34	64	0
2011	SF	16	78	3,970	50.9	44.0	9	28	68	1
2012	SF	16	67	3,226	48.1	43.2	4	36	66	0
2013	SF	16	79	3,804	48.2	41.7	9	27	62	0
2014	SF	16	72	3,369	46.8	39.6	7	28	71	1
2015	Cle	16	70	3,270	46.7	40.1	4	25	67	0
2016	Car	9	36	1,769	49.1	40.4	4	18	76	0
Total		201	1,047	48,507	46.3	39.5	99	343	82	4

Single Game Highs:

Punts: 10, vs. Seattle, 9/30/07; **Gross Yards:** 543, vs. Seattle, 9/30/07; **Gross Average (min 3 att.):** 63.0, @ Denver, 9/8/16; **Net Average (min 3 att.):** 54.2, vs. Seattle, 9/11/11; **Inside 20:** 5, vs. St. Louis, 10/4/09; **Long Punt:** 82, vs. New England, 10/5/08.

Additional Statistics:


Special Teams Tackles: Career: 7. **2004:** 2; **2005:** 1; **2006:** 1; **2010:** 2; **2017 (1):**

LEE POSTSEASON STATS

Year	Team	GP	No	Yds	Avg	Net	TB	In20	Lg	Blk
2011	SF	2	18	851	47.3	41.5	1	7	63	0
2012	SF	3	9	443	49.2	41	2	3	62	0
2013	SF	3	9	373	41.4	35.1	1	2	52	0
Total		8	36	1667	46.3	39.8	4	12	63	0

Postseason Single Game Highs:

Punts: 10, vs. New York Giants, 1/22/12; **Gross Yards:** 455, vs. New York Giants, 1/22/12; **Gross Average (min 3 att.):** 53.0, vs. Baltimore, 2/3/13; **Net Average (min 3 att.):** 48.3, @ Atlanta, 1/20/13; **Inside 20:** 4, vs. New Orleans, 1/14/12; **Long Punt:** 63, vs. New Orleans, 1/14/12.



ADRIAN PETERSON

COLLEGE: Oklahoma

HOW ACQUIRED: TR-17 (NO)

YEARS NFL/CARDINALS: 11/1

HOMETOWN: Palestine, TX

DOB: March 21, 1985

23 // RUNNING BACK // 6-1 // 220

 **PRO BOWL SELECTION: 2007, 2008, 2009, 2010, 2012, 2013, 2015**

NOTE CARDS

- Drafted by the Vikings with the seventh overall selection in 2007, Peterson has been named to more Pro Bowls (7) than any other active running back in the NFL. He has also been named first-team All-Pro four times.
- From 2007-16, Peterson led the NFL in rushing yards (11,747), rushing TDs (97) and 100-yard rushing games (49).
- He has rushed for 1,000+ yards in a season seven times, including in 2008 (1,760 yards), 2012 (2,097 yards) and 2015 (1,485 yards) when he led the NFL in rushing. His seven 1,000-yard seasons are the second most among active players (Frank Gore-9).
- He was named the Associated Press NFL MVP in 2012 after rushing for 2,097 yards and 12 TDs, the only non-QB to win the award in the last 10 seasons. His 2,097 rushing yards that season rank as the second-highest single-season total in NFL history (2,105 – Eric Dickerson, 1984).
- Entering 2017, his 102 total TDs (97 rushing, 5 receiving) ranked third among active NFL players behind Chargers TE Antonio Gates (111) and Cardinals WR Larry Fitzgerald (104).
- In just his eighth career game, he set the NFL single-game rushing mark with 296 rushing yards vs. San Diego in his rookie season (2007). He went on to earn NFL Offensive Rookie of the Year.
- Entering 2017, his average of 93.1 rushing yards per game ranked third in NFL history among players with a minimum of 100 career games. Only Jim Brown (104.3) and Barry Sanders (99.8) averaged more rushing yards per game than Peterson in his career.
- Peterson's 18 career games with 150+ rushing yards are tied with Hall of Famers Eric Dickerson and Emmitt Smith for third in NFL history behind only Barry Sanders (25) and Walter Payton (20). He tied Earl Campbell's NFL single-season record with seven 150-yard outputs in 2012.
- He has six career games with 200+ rushing yards, tied with Hall of Famer O.J. Simpson for the most in NFL history.

PRO CAREER:

Originally selected by the Minnesota Vikings in the first round (seventh overall) of the 2007 NFL Draft. Signed a six-year extension with the Vikings on 9/10/11. Signed with the New Orleans Saints on 4/25/17 and was traded to the Cardinals for an undisclosed 2018 NFL Draft pick on 10/10/17.

2016: Played just three games (all starts) due to injury and totaled 72 yards on 37 carries and eight yards on three receptions ... inactive (knee, groin) at GB (12/24) and vs. Chi (1/1/17) ... activated from injured reserve on 12/17 and returned to action with 22 yards on six carries and a one-yard reception vs. Ind (12/18) ... had 12 carries for 19 yards before leaving with a torn meniscus vs. GB (9/18).

2015: Led the NFL in rushing (1,485 yards) for the third time in his career, earning first-team All-Pro, Pro Bowl and FedEx Ground Player of the Year honors ... tied for the NFL lead with 11 rushing TDs and ranked third with 1,707 scrimmage yards ... totaled a season-best 203 yards @ Oak (11/15), his sixth career 200-yard output, tying O.J. Simpson for the most in NFL history ... gained 100 rushing yards in a game seven times, marking the fourth highest single-season total in Vikings history.

2014: Appeared in one game, rushing for 75 yards on 21 carries and catching two passes for 18 yards @ StL (9/7) ... placed on the Commissioner's Exempt List on 9/17 and was suspended indefinitely on 11/18.

2013: Rushed for 1,266 yards and 10 TDs on 279 carries and posted 171 yards and one TD on 29 receptions in 14 games (all starts), earning second-team All-Pro and Pro Bowl accolades ... totaled 1,000+

rushing yards for the sixth time in his career and had 10+ rushing TDs for the seventh straight season ... matched his career high with three TDs (two rushing and one receiving) in the season-opener @ Det (9/8); scored on a 78-yard run on the first offensive play of the game against the Lions, setting an NFL record for the longest TD run on a player's first carry in a season since the 1970 merger ... notched a pair of rushing TDs (60 and seven yards) and 140 yards vs. Pit (9/29) in London ... carried the ball 25 times for 140 yards and one TD @ Dal (11/3) ... rushed for 146 yards and one TD @ GB (11/24) ... surpassed 10,000 career rushing yards with 211 yards (season high) on 35 carries (career high) vs. Chi (12/1).

2012: Returned from offseason knee surgery to rush for 2,097 yards (second most in NFL history) and 12 TDs on 348 carries (6.0 avg.), earning NFL MVP, Offensive Player of the Year and first-team All-Pro honors ... tied his own team record with 10 100-yard rushing performances, including two 200-yard outputs, on the season ... matched Earl Campbell's NFL record (set in 1980) with seven 150-yard rushing games and tied Barry Sanders' NFL record (set in 1997) with seven runs of 50+ yards ... established an NFL record for most rushing yards in a month with 861 in December ... broke the Vikings career rushing yardage record with 84 yards on 17 carries in the season-opener vs. Jax (9/9) ... had a career-long 82-yard TD run in a pair of games, @ GB (12/2) and @ StL (12/16).

2011: Totaled 970 yards and 12 TDs (third in the NFL) on 208 carries and 139 yards and one TD on 18 receptions in 12 games (all starts) ... scored his 53rd rushing TD on a one-yard plunge vs. TB (9/18), breaking the Vikings career rushing TDs record ... missed three games after

suffering an ankle injury vs. Oak (11/20) and suffered a season-ending knee injury vs. Was (12/24) ... tied a franchise record with a career-high three rushing TDs vs. Ari (10/9); named NFC Offensive Player of the Week and FedEx Ground Player of the Week for his performance against the Cardinals ... gained a season-best 175 rushing yards vs. GB (10/23).

2010: Played in 15 games (all starts) and carried the ball 283 times for 1,298 yards (sixth in franchise history) and 12 TDs (tied for fifth), earning his fourth trip to the Pro Bowl ... had five 100-yard rushing performances on the season ... posted 160 yards and two TDs, including an 80-yard scoring run, vs. Det (9/26) ... scored three rushing TDs for the fourth time in his career vs. Buf (12/5) ... had a streak of 350 offensive touches without a fumble (11/29/09-12/28/10), the 2nd-longest streak in Vikings history

2009: Ran for 1,383 yards (second in the NFC) and a career-high 18 TDs on 314 carries, earning first-team All-Pro and Pro Bowl recognition ... also had 436 yards on 43 catches, both career highs ... set a Vikings record and led all NFL position players with 18 rushing TDs ... paired with Sidney Rice to form the NFC's top rushing-receiving tandem with a combined 2,695 yards (1,383 rushing and 1,312 receiving) ... set a Vikings opening-day record with 180 yards rushing @ Cle (9/13) ... set a postseason franchise record with three rushing TDs @ NO (1/24/10), which also tied the team record for the most overall TDs in a playoff game.

2008: Led the NFL in rushing with a single-season franchise-record 1,760 yards (since broken), becoming the first Vikings RB to lead the league in rushing ... received the Maxwell Club's Bert Bell Player of the Year, first-team All-Pro, Pro Bowl and team MVP honors ... set team records with 10 100-yard rushing games and 363 carries ... ran for 192 yards and one TD on 30 carries vs. GB (11/9), earning NFC Offensive Player of the Week and FedEx Ground Player of the Week honors for his performance against the Packers ... also earned FedEx Ground Player of the Week honors for games vs. Hou (11/2) and @ Ari (12/14).

2007: Earned Associated Press Offensive Rookie of the Year, Diet Pepsi Rookie of the Year and Pro Bowl MVP during his record-breaking rookie campaign ... led the NFC and ranked second in the NFL with 1,341 rushing yards ... helped the Vikings total a franchise-record and

NFL-leading 2,634 rushing yards ... set an NFL single-game record with 296 rushing yards vs. SD (11/4), previously held by Jamal Lewis (295) ... posted the top-two single-game rushing performances in franchise history with 224 yards @ Chi (10/14) and 296 yards vs. SD (11/4).

COLLEGE:

Played in 31 games in three years (2004-06) where he was a three-time first-team All-Big 12 honoree, first-team All-American (2004) and Heisman Trophy runner-up (2004) ... became the first Sooner true freshman to earn first-team All-American honors and the first true freshman on the team since 1996 (Dre Bly) ... rushed for 1,925 yards in 2004, breaking the NCAA freshman rushing record (Ron Dayne - 2,109 in 1996) and the single-season school record (Billy Sims - 1,896 in 1978) ... third in school history (Billy Sims and Joe Washington) with 4,045 rushing yards and fourth with 41 rushing TDs ... broke the 100-yard mark 22 times in 31 career games.

PERSONAL:

Prepped at Palestine (TX) High School, where he was the consensus National Player of the Year as a senior in 2003 ... rushed for 2,960 yards and 32 TDs as a senior and 2,051 yards and 22 TDs as a junior ... named to Army All-America Game and given Hall Trophy as Army National Player of the Year ... also competed in basketball and track ... trains at his 35,000-square-foot gym, O Athletik, that he opened in Houston ... has taken mission trips to Africa with other NFL stars in recent offseasons, working with Starkey Hearing to provide hearing aids to disadvantaged children and adults ... works with youth through his All Day Foundation, with the motto "Giving Back Every Day, All Day" ... has hosted Special Olympics of Minnesota Punt, Pass and Kick events at the Vikings training facility ... mom, Bonita Jackson, was a track and field star and father, Nelson Peterson, was a collegiate basketball player at Idaho State ... his uncle, Ivory Lee Brown, played RB for the Phoenix Cardinals during the 1991-92 seasons ... sponsors the AD Elite team, an AAU girls basketball team in Texas ... majored in sociology ... wife, Ashley.

PETERSON CAREER STATS

Year	Team	GP/GS	Rushing					Receiving				
			Att	Yds	Avg	Lg	TD	No	Yds	Avg	Lg	TD
2007	Min	14/9	238	1,341	5.6	73t	12	19	268	14.1	60t	1
2008	Min	16/15	363	1,760	4.8	67t	10	21	125	6.0	16	0
2009	Min	16/15	314	1,383	4.4	64t	18	43	436	10.1	63	0
2010	Min	15/15	283	1,298	4.6	80t	12	36	341	9.5	34	1
2011	Min	12/12	208	970	4.7	54	12	18	139	7.7	22	1
2012	Min	16/16	348	2,097	6.0	82t	12	40	217	5.4	20	1
2013	Min	14/14	279	1,266	4.5	78t	10	29	171	5.9	22	1
2014	Min	1/1	21	75	3.6	17	0	2	18	9.0	9	0
2015	Min	16/16	327	1,485	4.5	80t	11	30	222	7.4	49	0
2016	Min	3/3	37	72	1.9	13	0	3	8	2.7	7	0
Total		123/116	2,418	11,747	4.9	82t	97	241	1,946	8.1	63	5

Single Game Highs:

Rushing Yards: 296, vs. San Diego, 11/4/07; **Rushing Attempts:** 35, vs. Chicago, 12/1/13; **Long Run:** 82t, two times, last @ St. Louis, 12/16/12; **Rushing TDs:** 3, five times, last vs. Arizona, 10/9/11; **Receptions:** 7, @ Washington, 10/14/12; **Receiving Yards:** 76, @ Carolina, 10/30/11; **Long Reception:** 63, @ Carolina, 12/20/09; **Receiving TDs:** 1, five times, last @ Detroit, 9/8/13.

PETERSON POSTSEASON STATS

Year	Team	GP/GS	Rushing					Receiving				
			Att	Yds	Avg	Lg	TD	No	Yds	Avg	Lg	TD
2008	Min	1/1	20	83	4.2	40t	2	0	0	0.0	0	0
2009	Min	2/2	51	185	3.6	27	3	3	33	11.0	19	0
2012	Min	1/1	22	99	4.5	18	0	1	8	8.0	8	0
2015	Min	1/1	23	45	2.0	13	0	2	13	6.5	8	0
Total		5/5	116	412	3.6	40t	5	6	54	9.0	19	0



EARL WATFORD

COLLEGE: James Madison

HOW ACQUIRED: FA-17

YEARS NFL/CARDINALS: 5/5

HOMETOWN: Philadelphia, PA

DOB: JUNE 24, 1990

71 // TACKLE/GUARD // 6-3 // 300

PRO CAREER:

Originally selected by the Cardinals in the fourth round (116th overall) of the 2013 NFL Draft. Signed a two-year contract with Jacksonville on 3/11/17 but was released on 9/8/17. Re-signed with the Cardinals on 10/2/17.

2016: Played 15 games with a career-high 10 starts at RG (seven) and RT (three) ... helped Cardinals total 418 points (fourth-most in franchise history) and finish as the NFL's #9 ranked offense ... made his first career start at RG and helped lead RB David Johnson to 83 rushing yards and two rushing TDs ... started at RG for an offense that ran for 171 yards and three TDs on 35 carries while not allowing a sack vs. NYJ (10/17) ... started at RG and helped Arizona rush for 132 yards on 37 attempts vs. Sea (10/23) ... started at RG for an offense that rushed for 135 yards and a TD on 28 carries @ Min (11/20) ... started at RT for an offense that totaled 116 rushing yards and three rushing TDs on 15 carries while allowing just one sack vs. NO (12/18) ... started at RT and helped Johnson gain 95 yards and score three TDs on the ground @ Sea (12/24).

2015: Played in eight games and started first two games of the season at RT ... made first career start vs. NO (9/13); helped block as Cardinals had 307 passing yards, 120 rushing yards, no sacks and no INTs, marking just the fourth time in team history the Cardinals posted 300+ passing yards and 120+ rushing yards while not allowing a sack or throwing an INT ... helped the Cardinals rush for 115 yards and a TD on 28 carries and not allow a sack for the second straight game @ Chi (9/20); marked the first time since 2007 and just the fourth time since sacks became an official stat in 1982 that the team has posted consecutive games without allowing a sack ... played tackle for the final three snaps of the game vs. SF (9/27) ... played guard for 10 snaps in the fourth quarter @ Det (10/11) ... replaced the injured Mike Iupati at guard in the second quarter @ Sea (11/15); helped Cardinals rush for 117 yards and a TD on 33 carries... played eight snaps at guard when Mike Iupati missed time in the first quarter with a stinger vs. Cin (11/22) ... placed on injured reserve (hand) on 12/8.

2014: Played in 10 games and one playoff game in his second NFL season, seeing action primarily on special teams ... made NFL debut @ NYG (9/14) ... recovered a Cardinals muffed punt in the third quarter @ Den (10/5) ... played two snaps at guard on offense @ StL (12/11), his first career snaps on offense ... saw action on seven plays on offense vs. Sea (12/21) ... played on special teams in Wild Card game @ Car (1/3/15).

2013: Active for three games during the season, but did not see action ... active but DNP vs. Car (10/6), @ SF (10/13) and vs. SF (12/29) ... inactive the other 13 games.

COLLEGE:

Appeared in 43 games (37 starts) including starts in each of his final 35 appearances ... a two-time first-team All-Colonial Athletic Association selection, he earned first-team

All-American honors as a senior while serving as a team captain ... the top-rated offensive lineman for the Dukes as a senior in 2012 started all 11 games while also serving as a team captain ... earned All-America honors from The NFL Draft Report, Walter Camp Foundation, American Football Coaches Association, Associated Press and The Sports Network and was a first-team All-CAA selection for the second consecutive season ... earned All-American accolades from The NFL Draft Report and The Sports Network and was named first-team All-CAA and Roanoke Times Division I and All-Virginia second-team after starting all 13 games at LG as a junior in 2011 ... helped lead the Dukes to the second round of the NCAA Division I Football Championship ... as a sophomore in 2010, took over LG duties and started all 11 games ... played in eight games as a redshirt freshman in 2009, getting starts against Hofstra at LG and vs. Richmond at LT ... redshirted in 2008.

PERSONAL:

Attended Simon Gratz (Philadelphia, PA) High School where he was a first-team All-City selection and was named to the second-team All-Decade Public team on the defensive line by the Philadelphia News ... majored in Communications Sciences and Disorders.

WATFORD CAREER STATS

Year	Team	GP/GS
2013	Ariz	0/0
2014	Ariz	10/0
2015	Ariz	8/2
2016	Ariz	15/10
Total		33/12



TRAMON WILLIAMS

COLLEGE: Louisiana Tech

HOW ACQUIRED: FA-17

YEARS NFL/CARDINALS: 11/1

HOMETOWN: Houma, LA

DOB: March 16, 1983

25 // CORNERBACK // 6-0 // 192



PRO BOWL SELECTION: 2010

NOTE CARDS

- After entering the league as a rookie free agent in 2006, enters his 11th NFL season in 2017 tied for fifth among active NFL players with 30 career INTs.
- Has at least one INT in each of his 10 NFL seasons, tying DeAngelo Hall for the second most such seasons among active NFL players (Terence Newman-14).
- Has three career TDs, including INT returns of 43 yards (2011) and 70 yards (2010 postseason) and a 94-yard punt return (2007).
- Played in 154 games (121 starts), totaling 30 INTs, 561 tackles (452 solo), 153 passes defended, 4.5 sacks, nine fumble recoveries and five forced fumbles. Played the past two seasons with Cleveland (2015-16) after playing eight seasons with Green Bay (2007-14).
- Totaled 55 tackles and four INTs in 13 postseason games (11 starts), helping the Packers win Super Bowl XLV following his Pro Bowl campaign in 2010.

PRO CAREER:

Originally entered the league with the Texans as an undrafted rookie free agent in 2006 and spent his rookie season on the Packers practice squad. Signed to Green Bay's active roster on 1/2/07 and re-signed one-year contracts with the team on 5/28/09 and 6/16/10. Signed a four-year extension with the Packers on 11/30/10. Signed with the Browns on 3/16/15 and was released by the team on 2/7/17. Signed a one-year deal with the Cardinals on 7/30/17.

2016: Played in 12 games (seven starts) and totaled 36 tackles (28 solo), an INT, a fumble recovery and five passes defended ... tallied seven tackles (five solo) and recovered a fumble vs. Bal (9/18) ... inactive with a shoulder injury Weeks 4-5 ... posted four tackles and secured an INT @ Ten (10/16) ... started and notched five tackles (four solo) and one pass defended @ Bal (11/10) ... inactive with a knee injury Weeks 11-12 ... started at SS and collected three tackles (two solo), including one for loss, and two passes defended vs. SD (12/24).

2015: Started all 15 games in which he played, recording 69 tackles (55 solo), an INT and a team-high 10 passes defended ... collected a season-high nine tackles (six solo) and one pass defended vs. Ari (11/1) ... tallied four tackles (three solo) and secured an INT, his first as a Brown, vs. Bal (11/30) ... posted three tackles (all solo), including one for loss, @ KC (12/27) ... inactive with a concussion in Week 17.

2014: Started all 16 games for the fourth time in his career and third-consecutive season, compiling 70 tackles (60 solo), three INTs, 13 passes defended and one fumble recovery ... tallied five tackles (four solo), an INT and two passes defended

vs. NYJ (9/14) ... collected four tackles (all solo) and secured an INT vs. Phi (11/16) ... recorded two tackles (both solo) and an INT @ Buf (12/14) ... started both postseason contests and notched six tackles (four solo) and one pass defended.

2013: Started all 16 games and established career highs with 91 tackles (68 solo) and 2.5 sacks ... added three INTs, 14 passes defended, two fumble recoveries and two forced fumbles ... collected six tackles (three solo), including one sack, and two QB hurries @ Cin (9/22) ... tallied five tackles (four solo) and one sack vs. Cle (10/20) ... totaled seven tackles (six solo), a half sack, one forced fumble and a fumble recovery vs. Phi (11/10) ... notched eight tackles (all solo), including one for loss, and secured an INT @ NYG (11/17) ... recorded a season-high nine tackles (eight solo), an INT and two passes defended @ Dal (12/15) ... started Green Bay's NFC Wild Card matchup, notching two tackles (both solo), three passes defended and an INT vs. SF (1/5/14).

2012: Started all 16 games and registered 61 tackles (51 solo), two INTs and a career-high-tying 24 passes defended ... name the Packer Ed Block Courage Award winner ... matched a single-game career high with two INTs, adding four tackles (all solo), vs. Chicago (9/13) ... collected a season-high eight tackles (five solo) and three passes defended vs. NO (9/30) ... established a career high with five passes defended, adding seven tackles (all solo), @ Ind (10/7) ... started both playoff contests and totaled four passes defended and 16 tackles (13 solo), including a postseason career-high eight tackles in the Divisional round @ SF (1/12/13).

2011: Started all 15 games in which he played and totaled 65 tackles (51 solo), four INTs (one returned for a TD), a

team-high 24 passes defended and one fumble recovery ... tallied four tackles (three solo), including one for loss, one fumble recovery and one pass defended vs. NO (9/8) ... inactive with a shoulder injury in Week 2, ending a streak on 72-consecutive games played (including playoffs) ... returned an INT 43 yards for a TD, adding two tackles (one solo) and two passes defended, @ SD (11/6) ... totaled a season-high nine tackles (all solo) and a career-high two INTs, capping a three-game streak with a pick, vs. TB (11/20) ... started and collected six tackles (four solo) in the Divisional round matchup vs. NYG (1/15/12).

2010: Started all 16 games for the first time in his career, earning a Pro Bowl bid and Pro Football Weekly All-NFC honors ... led the team with six INTs (career high) and 23 passes defended, adding 64 tackles (55 solo), one sack, three fumble recoveries, one forced fumble and five special teams tackles ... returned 41 punts for 326 yards (8.0-yard average) ... became the third player since the merger – CB Deion Sanders (9/21/98) and CB Darrent Williams (9/13/05) – to record an INT return of 60-plus yards and a punt return of 50-plus yards in the same game vs. Was (10/10) ... started all four postseason contests, including the Super Bowl XLV victory over Pittsburgh, and totaled 13 tackles (seven solo), a franchise-record three INTs (one returned for a TD) and eight passes defended ... became the first NFL player since the Giants CB R.W. McQuarters (2007) to post three INTs in a postseason ... secured an INT in the end zone with 33 seconds remaining to clinch the NFC Wild Card matchup @ Phi (1/9/11) ... snagged INTs on back-to-back possessions – one in the end zone and one returned 70 yards for a TD (second longest INT return in Packers postseason history) – in the Divisional round @ Atl (1/15/11) ... tallied a team-high three passes defended, including a game-sealer on fourth down during the Steelers final drive, in Super Bowl XLV vs. Pit (2/6/11).

2009: Competed in all 16 games (10 starts) and registered 42 tackles (29 solo), one sack, four INTs, a team-high 22 passes defended and a career-high 11 special teams tackles ... averaged 10.4 yards on 13 punt returns and gained 26 yards on two kick returns ... posted a career-long 67-yard INT return to the Bears' one-yard line, setting up a Packers TD run on the next play, vs. Chi (9/13) ... started and totaled a season-high six tackles (five solo) and two passes defended vs. Min (11/1) ... tallied three tackles (one solo), an INT and four passes defended vs. Bal (12/7) ... collected four tackles (all solo), including his first-career sack, and one pass defended @ Chi (12/13) ... started the NFC Wild Card matchup and notched six tackles (five solo) @ Ari (1/10/10)

2008: Saw action in all 16 games (nine starts) and posted 52 tackles (45 solo), five INTs (tied for third in the NFC), 14 passes defended, one fumble recovery, two forced fumbles and five special teams tackles ... joined CB Charles Woodson and S Nick Collins to form the first Packers trio to secure five-or-more INTs in a season since 1996 ... snagged an INT in three-straight games – @ TB (9/28), vs. Atl

(10/5) and @ Sea (10/12) ... established a career high with 10 tackles (seven solo) against the Falcons ... started and collected six tackles (four solo), an INT and three passes defended vs. Hou (12/7).

2007: Appeared in all 16 games (one start), led the team with 30 kickoff returns for 684 yards (22.8-yard average) and returned six punts for 118 yards (19.7-yards average), including a 94-yard career-long for a TD ... compiled 11 tackles (10 solo), an INT, four passes defended and seven special teams tackles ... named NFC Special Teams Players of the Week after scoring his first-career TD on a 94-yard punt return, which was fielded on a bounce, vs. Car (11/18) ... pulled down first-career INT on a tipped pass vs. Det (12/30) ... played both postseason contests and tallied six tackles (all solo), two passes defended and one special teams tackle ... also fielded six kick returns for 160 yards (26.7-yard average).

2006: Spent training camp with the Texans and the final five weeks of the season on Green Bay's practice squad.

COLLEGE:

Three-year letterman at Louisiana Tech, where he enrolled to pursue an electrical engineering degree and was motivated to try out for the football team as a walk-on after attending a game during his first semester on campus ... totaled 91 tackles, seven INTs, 32 passes defended and one forced fumble ... led the nation with 19 passes defended as a senior.

PERSONAL:

Prepped at Assumption (Napoleonville, LA) High School, where he and former NFL RB Brandon Jacobs helped the Mustangs clinch four-consecutive division titles ... finished second in long jump, second in triple jump and third in high jump at the state track and field meet ... participated in the Browns' Military Appreciation Day and visited Cleveland hospitals ... held part-time jobs stocking supermarket shelves, working construction, working on his uncle's farm, shoveling coal and cleaning coal machinery and tractors ... first name pronounced "truh-MON" ... has two children – a boy, Tramon Jr., and a girl, Trinity – with his wife, Shantell ... earned degrees in Sociology and Computer Information Systems.

WILLIAMS CAREER STATS

Year	Team	GP/GS	Tackles			Sacks		Interceptions					FR	FF	STT
			Solo	Asst.	Ttl	Sk	Yds	Int	Yds	Lg	TD	PD			
2007	GB	16/1	10	1	11	0.0	0	1	22	22	0	4	0	0	7
2008	GB	16/9	45	7	52	0.0	0	5	78	39	0	14	1	2	5
2009	GB	16/10	29	13	42	1.0	8	4	94	67	0	22	0	0	11
2010	GB	16/16	55	9	64	1.0	5	6	87	64	0	23	3	1	5
2011	GB	15/15	51	14	65	0.0	0	4	92	43t	1	24	1	0	0
2012	GB	16/16	51	10	61	0.0	0	2	38	38	0	24	0	0	0
2013	GB	16/16	68	23	91	2.5	16.5	3	10	10	0	14	2	2	0
2014	GB	16/16	60	10	70	0.0	0	3	2	2	0	13	1	0	0
2015	Cle	15/15	55	14	69	0.0	0	1	2	2	0	10	0	0	0
2016	Cle	12/7	28	8	36	0.0	0	1	0	0	0	5	1	0	0
Total		154/121	452	109	561	4.5	29.5	30	425	67	1	153	9	5	28

Single Game Highs:

Total Tackles: 10, vs. Atlanta, 10/5/08; **Solo Tackles:** 9, twice, last @ Dallas, 12/15/13; **Sacks:** 1, four times, last vs. Cleveland, 10/20/13; **Interceptions:** 2, twice, last vs. Chicago, 9/13/12; **Fumble Recoveries:** 1, seven times, @ New Orleans, 10/26/14; **Forced Fumbles:** 1, five times, last @ Chicago, 12/29/13; **Passes Defensed:** 5, @ Indianapolis, 10/7/12; **Defensive TDs:** 2, 43-yard INT return, @ San Diego, 11/6/11; 70-yard INT return, @ Atlanta, 1/15/11.

Year	Team	Att	Punt Returns				Kickoff Returns					
			Yds	Avg	Lg	FC	TD	Att	Yds	Avg	Lg	TD
2007	GB	6	118	19.7	94t	0	1	30	684	22.8	65	0
2009	GB	13	135	10.4	45	5	0	2	26	13.0	24	0
2010	GB	41	326	8.0	52	19	0	0	0	0.0	0	0
2015	Cle	1	1	1.0	1	0	0	0	0	0.0	0	0
2016	Cle	1	0	0.0	0	4	0	0	0	0.0	0	0
Total		62	580	9.4	94t	28	1	32	710	22.2	65	0

Single Game Highs:

Punt Returns: 5, three times, last vs. Chicago, 1/2/11; **Punt Return Yards:** 94, vs. Carolina, 11/18/07; **Punt Return Long:** 94t, vs. Carolina, 11/18/07; **Punt Return TDs:** 1, vs. Carolina, 11/18/07; **Kick Returns:** 6, vs. Chicago, 10/7/07; **Kick Return Yards:** 173, vs. Chicago, 10/7/07; **Kick Return Long:** 65, vs. Chicago, 10/7/07.

WILLIAMS POSTSEASON STATS

Year	Team	GP/GS	Tackles			Sacks		Interceptions					FR	FF	STT
			Solo	Asst.	Ttl	Sk	Yds	Int	Yds	Lg	TD	PD			
2007	GB	2/0	6	0	6	0.0	0	0	0	0	0	2	1	0	1
2009	GB	1/1	5	1	6	0.0	0	0	0	0	0	0	0	0	1
2010	GB	4/4	7	6	13	0.0	0	3	79	70t	1	8	2	0	0
2011	GB	1/1	4	2	6	0.0	0	0	0	0	0	0	0	0	0
2012	GB	2/2	13	3	16	0.0	0	0	0	0	0	4	0	0	0
2013	GB	1/1	2	0	2	0.0	0	1	17	17	0	3	0	0	0
2014	GB	2/2	4	2	6	0.0	0	0	0	0	0	1	0	0	0
Total		13/11	41	14	55	0.0	0	4	96	70t	1	18	3	0	2

Postseason Single Game Highs:

Total Tackles: 8, @ San Francisco, 1/12/13; **Solo Tackles:** 8, @ San Francisco, 1/12/13; **Interceptions:** 2, 1/15/11, @ Atlanta; **Force Fumbles:** 1, three times, last vs. Pittsburgh, 2/6/11; **Passes Defensed:** 3, twice, last vs. San Francisco, 1/5/14.

Year	Team	Att	Punt Returns				Kickoff Returns					
			Yds	Avg	Lg	FC	TD	Att	Yds	Avg	Lg	TD
2007	GB	3	3	1.0	2	1	0	6	160	26.7	49	0
2009	GB	0	0	0.0	0	0	0	1	29	29.0	29	0
2010	GB	6	31	5.2	11	2	0	0	0	0.0	0	0
Total		9	34	3.8	11	3	0	7	189	27.0	49	0

Postseason Single Game Highs:

Punt Returns: 3, @ Chicago, 1/23/11; **Punt Return Yards:** 11, @ Philadelphia, 1/9/11; **Punt Return Long:** 11, @ Chicago, 1/23/11; **Kick Return:** 5, vs. Seattle, 1/12/08; **Kick Return Yards:** 111, vs. Seattle, 1/12/08; **Kick Return Long:** 49, vs. New York Giants, 1/20/08.

2017 NFL STANDINGS AND SCHEDULE

	W	L	T	Div	Conf	Wk 1	Wk 2	Wk 3	Wk 4	Wk 5	Wk 6	Wk 7	Wk 8	Wk 9	Wk 10	Wk 11	Wk 12	Wk 13	Wk 14	Wk 15	Wk 16	Wk 17	
NFC EAST																							
Philadelphia	7	1	0	3-0	6-0	at <u>Was</u>	at <u>KC</u>	<u>NYG</u>	at <u>LAC</u>	<u>AZ</u>	at <u>Car</u>	<u>Was</u>	<u>SF</u>	DEN	(BYE)	at Dal	CHI	at Sea	at LAR	at NYG	OAK	DAL	
Dallas	4	3	0	2-0	4-2	<u>NYG</u>	at Den	at <u>AZ</u>	LAR	GB	(BYE)	at <u>SF</u>	at <u>Was</u>	KC	at Atl	PHI	LAC	WAS	at NYG	at Oak	SEA	at Phi	
Washington	3	4	0	0-3	2-3	PHI	at <u>LAR</u>	<u>OAK</u>	at <u>KC</u>	(BYE)	<u>SF</u>	at Phi	Dal	at Sea	MIN	at NO	NYG	at Dal	at LAC	AZ	DEN	at NYG	
NY Giants	1	6	0	0-2	0-5	at Dal	DET	at Phi	at TB	LAC	at <u>Den</u>	SEA	(BYE)	LAR	at SF	KC	at Was	at Oak	DAL	PHI	at AZ	WAS	
NFC NORTH																							
Minnesota	6	2	0	2-1	4-1	<u>NO</u>	at Pit	<u>TB</u>	DET	at <u>Chi</u>	<u>GB</u>	<u>BAL</u>	at <u>Cle</u>	(BYE)	at Was	LAR	at Det	at Atl	at Car	CIN	at GB	CHI	
Green Bay	4	3	0	1-1	3-3	<u>SEA</u>	at Atl	<u>CIN</u>	<u>CHI</u>	at Dal	at Min	NO	(BYE)	DET	at Chi	BAL	at Pit	TB	at Cle	at Car	MIN	at Det	
Detroit	3	4	0	1-0	3-3	<u>AZ</u>	at <u>NYG</u>	ATL	at <u>Min</u>	CAR	at NO	(BYE)	PIT	at GB	CLE	at Chi	MIN	at Bal	at TB	CHI	at Cin	GB	
Chicago	3	5	0	0-2	1-5	ATL	at TB	<u>PIT</u>	at GB	MIN	at <u>Bal</u>	<u>CAR</u>	at NO	(BYE)	GB	DET	at Phi	SF	at Cin	at Det	CLE	at Min	
NFC SOUTH																							
New Orleans	5	2	0	1-0	4-1	at Min	NE	at Car	at Mia	(BYE)	DET	at GB	CHI	TB	at Buf	WAS	at LAR	CAR	at Atl	NYJ	ATL	at TB	
Carolina	5	3	0	1-1	3-3	at SF	<u>BUF</u>	NO	at NE	at Dal	PHI	at Chi	at TB	ATL	MIA	(BYE)	at NYJ	at NO	MIN	GB	TB	at Atl	
Atlanta	4	3	0	0-0	3-0	at Chi	<u>GB</u>	at Det	BUF	(BYE)	MIA	at NE	at NYJ	at Car	DAL	at Sea	TB	MIN	NO	at TB	at NO	CAR	
Tampa Bay	2	5	0	0-1	2-3	*(BYE)	<u>CHI</u>	at Min	<u>NYG</u>	NE	at AZ	at Buf	CAR	at NO	NYJ	at Mia	at Atl	at GB	DET	ATL	at Car	NO	
NFC WEST																							
Seattle	5	2	0	2-0	3-1	at GB	<u>SF</u>	at Ten	<u>IND</u>	at LAR	(BYE)	at <u>NYG</u>	<u>HOU</u>	WAS	at AZ	ATL	at SF	PHI	at Jac	LAR	at Dal	AZ	
LA Rams	5	2	0	2-1	3-2	<u>IND</u>	<u>WAS</u>	at SF	at Dal	SEA	at Jac	<u>AZ</u>	(BYE)	at NYG	HOU	at Min	NO	at AZ	PHI	at Sea	at Ten	SF	
Arizona	3	4	0	1-1	2-4	at Det	at <u>Ind</u>	DAL	<u>SF</u>	at Phi	<u>TB</u>	at LAR	(BYE)	at SF	SEA	at Hou	JAC	LAR	TEN	at Was	NYG	at Sea	
San Francisco	0	8	0	0-3	0-7	CAR	at Sea	LAR	at AZ	at Ind	at Was	DAL	at Phi	AZ	NYG	(BYE)	SEA	at Chi	at Hou	TEN	JAC	at LAR	
AFC EAST																							
New England	6	2	0	1-0	3-1	KC	at NO	<u>HOU</u>	CAR	at TB	at NYJ	<u>ATL</u>	<u>LAC</u>	(BYE)	at Den	at Oak	MIA	at Buf	at Mia	at Pit	BUF	NYJ	
Buffalo	5	2	0	1-0	3-1	NYJ	at Car	<u>DEN</u>	at Atl	at Cin	(BYE)	TB	<u>OAK</u>	at NYJ	NO	at LAC	at KC	NE	IND	MIA	at NE	Mia	
Miami	4	3	0	1-1	3-2	*(BYE)	at LAC	at NYJ	NO	TEN	at Atl	NYJ	at Bal	OAK	at Car	TB	at NE	DEN	NE	at Buf	at KC	BUF	
NY Jets	3	5	0	1-3	3-4	at Buf	at Oak	<u>MIA</u>	<u>JAC</u>	at Cle	NE	at Mia	ATL	BUF	at TB	(BYE)	CAR	KC	at Den	at NO	LAC	at NE	
AFC NORTH																							
Pittsburgh	6	2	0	3-0	4-1	at Cle	<u>MIN</u>	at Chi	at Bal	JAC	at KC	<u>CIN</u>	at Det	(BYE)	at Ind	TEN	GB	at Cin	BAL	NE	at Hou	CLE	
Baltimore	4	4	0	2-1	4-2	at Cin	<u>CLE</u>	at Jac	PIT	at Oak	CHI	at Min	<u>MIA</u>	at Ten	(BYE)	at GB	HOU	DET	at Pit	at Cle	IND	CIN	
Cincinnati	3	4	0	1-2	3-3	BAL	HOU	at GB	at Cle	<u>BUF</u>	(BYE)	at Pit	<u>IND</u>	at Jac	at Ten	at Den	CLE	PIT	CHI	at Min	DET	at Bal	
Cleveland	0	8	0	0-3	0-7	PIT	at Bal	at Ind	CIN	NYJ	at Hou	TEN	MIN	(BYE)	at Det	JAC	at Cin	at LAC	GB	BAL	at Chi	at Pit	
AFC SOUTH																							
Tennessee	4	3	0	2-1	3-3	OAK	at Jac	<u>SEA</u>	at Hou	at Mia	<u>IND</u>	at Cle	(BYE)	BAL	CIN	at Pit	at Ind	HOU	at AZ	at SF	LAR	JAC	
Jacksonville	4	3	0	1-1	4-2	at Hou	TEN	<u>BAL</u>	at NYJ	at Pit	LAR	at Ind	(BYE)	CIN	LAC	at Cle	at AZ	IND	SEA	HOU	at SF	at Ten	
Houston	3	4	0	1-1	3-3	JAC	at Cin	at NE	TEN	KC	<u>CLE</u>	(BYE)	at Sea	IND	at LAR	AZ	at Bal	at Ten	SF	at Jac	PIT	at Ind	
Indianapolis	2	6	0	0-2	1-3	at LAR	AZ	<u>CLE</u>	at Sea	SF	at Ten	JAC	at Cin	at Hou	PIT	(BYE)	TEN	at Jac	at Buf	DEN	at Bal	HOU	
AFC WEST																							
Kansas City	6	2	0	2-1	4-2	at NE	<u>PHI</u>	at LAC	<u>Was</u>	at Hou	PIT	at Oak	DEN	at Dal	(BYE)	at NYG	BUF	at NYJ	OAK	LAC	MIA	at Den	
Denver	3	4	0	2-2	2-3	<u>LAC</u>	at Buf	at <u>OAK</u>	<u>OAK</u>	(BYE)	NYG	at LAC	at KC	at Phi	NE	CIN	at Oak	at Mia	NYJ	at Ind	at Was	KC	
LA Chargers	3	5	0	2-2	2-4	at Den	MIA	KC	PHI	at NYG	at Oak	DEN	at NE	(BYE)	at Jac	BUF	at Dal	CLE	WAS	at KC	at NYJ	OAK	
Oakland	3	5	0	1-2	3-4	at Ten	<u>NYJ</u>	at Was	at Den	BAL	LAC	<u>KC</u>	at Buf	at Mia	(BYE)	NE	DEN	NYG	at KC	DAL	at Phi	at LAC	

* Will play in Week 11