



WEEKLY RELEASE



WEEK 12



TITANS VS. COLTS
NOVEMBER 26, 2017



FOR IMMEDIATE RELEASE

NOVEMBER 20, 2017



TITANS TRAVEL TO FACE COLTS; GAME TO BE TELEVISED ON FOX



Tennessee Titans (6-4) at Indianapolis Colts (3-7)

Sunday, Nov. 26, 2017 • 1 p.m. EST/Noon CST • Lucas Oil Stadium • Indianapolis, Ind. • TV: FOX

2017 TITANS SCHEDULE

REGULAR SEASON

Day	Date	Opponent	Result/ Time	Score/ TV
Sun.	Sept. 10	OAKLAND	L	16-26
Sun.	Sept. 17	at Jacksonville	W	37-16
Sun.	Sept. 24	SEATTLE	W	33-27
Sun.	Oct. 1	at Houston	L	14-57
Sun.	Oct. 8	at Miami	L	10-16
Mon.	Oct. 16	INDIANAPOLIS	W	36-22
Sun.	Oct. 22	at Cleveland	W	12-9 (OT)
Sun.	Oct. 29	Bye		
Sun.	Nov. 5	BALTIMORE	W	23-20
Sun.	Nov. 12	CINCINNATI	W	24-20
Thur.	Nov. 16	at Pittsburgh	L	17-40
Sun.	Nov. 26	at Indianapolis	Noon	CBS
Sun.	Dec. 3	HOUSTON	Noon	CBS
Sun.	Dec. 10	at Arizona	3:05 p.m.*	CBS
Sun.	Dec. 17	at San Francisco	3:25 p.m.*	CBS
Sun.	Dec. 24	L.A. RAMS	Noon*	FOX
Sun.	Dec. 31	JACKSONVILLE	Noon*	CBS

All kickoff times Central
 * Time subject to change

AFC SOUTH STANDINGS

Team	W	L	T	Pct
Jacksonville Jaguars	7	3	0	.700
Tennessee Titans	6	4	0	.600
Houston Texans	4	6	0	.400
Indianapolis Colts	3	7	0	.300

LAST WEEK: Ten 17 at Pit 40, Jax 19 at Cle 7, Ari 21 at Hou 31, Ind (bye)

THIS WEEK (central time): Ten at Ind (Sun 12:00), Jax at Ari (Sun 3:25), Hou at Bal (Mon 7:30)

NEXT WEEK (central time): Hou at Ten (Sun 12:00), Ind at Jax (Sun 12:00)

NASHVILLE — The Tennessee Titans (6-4) travel this week to face the AFC South rival Indianapolis Colts (3-7). Kickoff at Lucas Oil Stadium (capacity 63,000) is scheduled for 1 p.m. EST/noon CST on Sunday, Nov. 26.

This is the second of two annual games between the Titans and Colts. On Oct. 16, they met at Nissan Stadium in a Monday night matchup that the Titans won by a final score of 36-22. Quarterback **Marcus Mariota's** 53-yard touchdown pass to rookie wide receiver **Taywan Taylor** broke a 22-22 tie late in the fourth quarter, and running back **Derrick Henry** capped the evening with a 72-yard touchdown run. The victory snapped the Colts' 11-game winning streak in the series.

THE BROADCAST

Although it features a pair of AFC clubs, the Titans-Colts game was "cross-flexed" and will be televised regionally on FOX, including Nashville affiliate WZTV FOX 17. Play-by-play announcer **Chris Myers** and analyst **Daryl Johnston** will call the action, and **Laura Okmin** will report from the sidelines.

The Titans Radio Network, including Nashville flagship 104.5 The Zone, will carry the game across the Mid-South with the "Voice of the Titans" **Mike Keith**, analyst **Dave McGinnis**, gameday host **Rhett Bryan** and sideline reporter **Jonathan Hutton**.

TITANS TRY TO BOUNCE BACK

Last week, the Titans took a four-game winning streak to Pittsburgh for a Thursday night matchup with the Steelers. The hosts were uncharitable, intercepting four passes and sacking Mariota five times. It was a six-point game through three quarters, but the Steelers scored 17 in the fourth quarter to prevail 40-17.

Mariota rushed for a seven-yard touchdown and completed a career-long 75-yard touchdown pass to wide receiver **Rishard Matthews**. The third-year signal caller completed 22 of 33 passes for 306 yards to record his fifth career 300-yard game.

Matthews finished the contest with 113 yards on five receptions, notching his seventh career 100-yard performance. The 75-yard touchdown was the longest catch of his career.

The loss, coupled with a win by the Jacksonville Jaguars (7-3), put the Titans one game behind the Jaguars in the AFC South race. The Jaguars traveled to Cleveland last Sunday and won 19-7. The Houston Texans (4-6) and Colts are third and fourth in the division, respectively.

A victory this week would give the Titans seven wins in their first 11 games of a season for the first time since they went 10-1 to begin 2008, and it would improve their division record in 2017 to 3-1. They finish with three of their final five games of the regular season at home, including a New Year's Eve finale with the Jaguars at Nissan Stadium.

THE COLTS

The Colts' most recent game also was against the Steelers. They enjoyed a Week 11 bye after hosting Pittsburgh on Nov. 12. In that game, the Colts built a 17-3 lead by early in the third quarter thanks to a pair of long touchdown passes from **Jacoby Brissett** to wide receivers **Donte Moncrief** (60 yards) and **Chester Rogers** (61 yards). However, the Steelers stormed back, and **Chris Boswell's** 33-yard field goal as time expired sent the Colts to their seventh defeat of the season.

Brissett has started every game this season with the exception of the season opener, filling in for **Andrew Luck**. He was acquired in a trade with the New England Patriots on Sept. 2 and since then has passed for 2,172 yards, nine touchdowns, five interceptions and an 86.7 passer rating. Luck, a three-time Pro Bowl selection suffering from a right shoulder injury, was placed on injured reserve on Nov. 2 without attempting a pass in 2017.

Chuck Pagano is in his sixth year as the head coach of the Colts. He led the club to a playoff berth in each of his first three seasons before going 8-8 and missing the playoffs in 2015 and 2016.

FINGERTIP INFORMATION

Date of Game Nov. 26, 2017
Kickoff Time 1 p.m. EST/Noon CST
Venue Lucas Oil Stadium
Tickets (800) 745-3000
Location Indianapolis, Ind.
Opened in 2008
Capacity 63,000
Surface FieldTurf

Visiting Team Tennessee Titans (6-4)
Website www.TitansOnline.com
Media Guide www.TitansOnline.com/mediaguide
Twitter @Titans
Facebook & Instagram @titans
Snapchat nfltitan
Franchise since 1960 (1960-96 Houston Oilers; 1997-98 Tennessee Oilers)
Ownership Amy Adams Strunk (Controlling Owner and Co-Chairman, Board of Directors); Susie Adams Smith (Co-Chairman, Board of Directors); Kenneth S. Adams, IV (Board of Directors); Barclay Adams; Susan Lewis
President/CEO Steve Underwood
EVP/General Manager Jon Robinson
Head Coach Mike Mularkey
Asst. Head Coach/Def. Coord. Dick LeBeau
Offensive Coordinator Terry Robiskie
2017 NFL Offensive Rank 20 (Total), 12 (Rush), 21 (Pass)
2017 NFL Defensive Rank 14 (Total), 5 (Rush), 21 (Pass)

Home Team Indianapolis Colts (3-7)
Website www.colts.com
Franchise since 1953 (Baltimore Colts 1953-83)
Owner & CEO James Irsay
General Manager Chris Ballard
Head Coach Chuck Pagano
Defensive Coordinator Ted Monachino
Offensive Coordinator Rob Chudzinski
2017 NFL Offensive Rank 28 (Total), 24 (Rush), 25 (Pass)
2017 NFL Defensive Rank 30 (Total), 15 (Rush), 30 (Pass)

Television FOX
Nashville Affiliate WZTV FOX 17
DirecTV Sunday Ticket Ch. 706
Play-by-Play Chris Myers
Analyst Daryl Johnston
Sideline Reporter Laura Okmin

Radio Titans Radio Network
Flagship WGFX 104.5 FM-The Zone
Satellite Radio Sirius 112, XM Internet 830, SXM 386 (Internet 830)
Play-by-Play Mike Keith
Analyst Dave McGinnis
Gameday Host Rhett Bryan
Sideline Reporter Jonathan Hutton

Referee Craig Wrolstad
Umpire Bill Schuster
Down Judge Jim Howey
Line Judge Julian Mapp
Field Judge Steve Zimmer
Side Judge Jeff Lamberth
Back Judge Lee Dyer
Replay Official Larry Nemmers



TITANS-COLTS SERIES AT A GLANCE

- **Overall series (regular & postseason):** Colts lead 31-15
- **Regular season series:** Colts lead 31-14
- **Postseason series:** Titans lead 1-0
- **Total points:** Titans 912, Colts 1,181
- **Current streak:** One win by Titans
- **Titans at home vs. Colts:** 8-13
- **Titans on road vs. Colts:** 7-18 (including 1-0 in playoffs)
- **Longest winning streak by Titans:** 3 (twice, last 1999–2002)
- **Longest losing streak by Titans:** 11 (2011–2016)
- **Titans vs. Colts at Nissan Stadium:** 5-11
- **Last time at Nissan Stadium:** Colts 22 at TITANS 36 (10-16-17)
- **Titans vs. Colts at Lucas Oil Stadium:** 0-9
- **Last time at Lucas Oil Stadium:** Titans 17 at COLTS 24 (11-20-16)
- **First time:** COLTS 24 at Oilers 20 (10-11-70)
- **Mike Mularkey's record vs. Colts:** 2-4
- **Chuck Pagano's record vs. Titans:** 10-1
- **Mike Mularkey's record vs. Chuck Pagano:** 2-4

A TITANS VICTORY WOULD ...

- Improve the Titans' 2017 record within the AFC South to 3-1.
- Give the Titans seven wins in their first 11 games for the first time since going 10-1 to begin 2008.
- Improve QB **Marcus Mariota's** starting record to 18-19.
- Improve **Mike Mularkey's** career record as a head coach to 34-50.
- Improve the Titans' all-time regular season record against the Colts to 15-31.



GAME PREVIEW

TEAM NOTES

PLAYER NOTES

MEDIA

STATISTICS

ROSTERS

WHAT TO LOOK FOR THIS WEEK

- S **Kevin Byard** (six interceptions in 2017) needs one interception to become the first Titans player to record seven interceptions in a season since S **Michael Griffin** had seven in 2008.
- QB **Marcus Mariota** can record his sixth career 300-yard passing game. It would be the first time in his career with consecutive 300-yard passing games.
- WR **Rishard Matthews** (2,967 career receiving yards) needs 33 receiving yards to reach 3,000 for his career.
- RB **DeMarco Murray** can record his 28th career 100-yard rushing game (including one playoff game) and his seventh with the Titans.
- RB **DeMarco Murray** (6,948 career rushing yards) needs 42 rushing yards to reach 7,000 for his career. He would become the eighth active NFL player to reach the mark, joining **Frank Gore, Adrian Peterson, Matt Forte, Marshawn Lynch, LeSean McCoy, Jamaal Charles** and **Jonathan Stewart**.
- K **Ryan Succop** (350 points with the Titans) needs one point to pass **Chris Johnson** (350) for eighth place on the franchise scoring list.
- K **Ryan Succop** (197 career field goals) needs three field goals to reach 200 for his career. He would be the 13th active kicker to hit the mark.
- K **Ryan Succop** (90 points in 2017) needs 10 points to record his sixth career and second consecutive season with at least 100 points.
- TE **Delanie Walker** (49 receptions in 2017) needs one reception to become the sixth player in franchise history to record 50 receptions in at least five different seasons and only the fourth to do so in five consecutive seasons.
- TE **Delanie Walker** (23 touchdown receptions with the Titans) needs two touchdown receptions to tie **Drew Bennett** (25) for 10th all-time with the franchise.
- TE **Delanie Walker** (3,899 receiving yards with the Titans) needs 37 receiving yards to pass **Curtis Duncan** (3,935) for 10th place on the franchise's all-time receiving yards list.

ALL-TIME SERIES RESULTS

TITANS vs. COLTS
Colts lead 31-15, including playoffs

Date	Site	W/L	Score	Date	Site	W/L	Score
10-11-70	Hou	L	20-24	10-8-06	Ind	L	13-14
11-4-73	Balt	W	31-27	12-3-06	Tenn	W	20-17
11-1-76	Balt	L	14-38	9-16-07	Tenn	L	20-22
10-14-79	Balt	W	28-16	12-30-07	Ind	W	16-10
9-21-80	Hou	W	21-16	10-27-08	Tenn	W	31-21
12-18-83	Balt	L	10-20	12-28-08	Ind	L	0-23
9-9-84	Hou	L	21-35	10-11-09	Tenn	L	9-31
12-22-85	Ind	L	16-34	12-06-09	Ind	L	17-27
11-23-86	Hou	W	31-17	12-9-10	Tenn	L	28-30
11-29-87	Ind	L	27-51	1-2-11	Ind	L	20-23
9-4-88	Ind	W	17-14 OT	10-30-11	Tenn	W	27-10
9-23-90	Hou	W	24-10	12-18-11	Ind	L	13-27
9-13-92	Ind	W	20-10	10-28-12	Tenn	L	13-19 OT
9-4-94	Ind	L	21-45	12-9-12	Ind	L	23-27
1-16-00	Ind	W	19-16 (Div)	11-14-13	Tenn	L	27-30
11-3-02	Ind	W	23-15	12-1-13	Ind	L	14-22
12-8-02	Tenn	W	27-17	9-28-14	Ind	L	17-41
9-14-03	Ind	L	7-33	12-28-14	Tenn	L	10-27
12-7-03	Tenn	L	27-29	9-27-15	Tenn	L	33-35
9-19-04	Tenn	L	17-31	1-3-16	Ind	L	24-30
12-5-04	Ind	L	24-51	10-23-16	Tenn	L	26-34
10-2-05	Tenn	L	10-31	11-20-16	Ind	L	17-24
12-4-05	Ind	L	3-35	10-16-17	Tenn	W	36-22

TITANS-COLTS SERIES HISTORY

This week's game will mark the 47th all-time contest between the Titans and Colts. The Colts lead the series 31-15.

Earlier in 2017 (Oct. 16), the Titans snapped the Colts' 11-game winning streak in the series with a 36-22 victory at Nissan Stadium. The Titans scored 21 points in the fourth quarter, including a 53-yard touchdown pass from **Marcus Mariota** to **Taywan Taylor** that broke a 22-22 tie with less than six minutes remaining in the fourth quarter.

Prior to that game, the Colts swept the season series every year from 2012 through 2016. The Titans had not defeated the Colts since Oct. 30, 2011.

The last time the Titans and Colts clashed at Lucas Oil Stadium was Nov. 20, 2016. The Colts scored the game's first 21 points and fended off a Titans comeback to win 24-17.

The Titans and Colts have met only once in the postseason, a 19-16 Titans victory in a Divisional Playoff game in the RCA Dome on Jan. 16, 1999. **Eddie George** rushed for 162 yards, including a 68-yard touchdown run to help lead Tennessee during its run to Super Bowl XXXIV.

Three years later, in 2002, the NFL realigned, and the AFC South was created. The Titans moved from the AFC Central, and the Colts moved from the AFC East to form half of the new division.

The teams first clashed in 1970 following the AFL-NFL merger. The then-Baltimore Colts defeated the then-Houston Oilers 24-20 during the Colts' run to a Super Bowl V Championship.

MOST RECENT MATCHUPS

2015 Week 3 • Sept. 27, 2015 • COLTS 35 at Titans 33

The Colts erase a 27-14 deficit in the fourth quarter after losing a 14-0 lead earlier ... Titans fullback Jalston Fowler scores a touchdown with 47 seconds remaining but is stopped on the two-point conversion attempt that would have tied the score ... Marcus Mariota passes for franchise rookie record 367 yards ... Colts safety Dwight Lowery records two interceptions, including one for a touchdown.

2015 Week 17 • Jan. 3, 2016 • Titans 24 at COLTS 30

In a battle of backup quarterbacks, Zach Mettenberger (five-of-13 for 38 yards) starts for the Titans and is replaced by Alex Tanney (10-of-14 for 99 yards) due to injury ... Recently-signed quarterbacks Josh Freeman and Ryan Lindley play for the Colts, and each throw a touchdown pass, including a 57-yard strike from Freeman to tight end Coby Fleener ... Colts linebacker Jerrell Freeman returns an interception 23 yards for a touchdown ... The Titans score touchdowns on rushes by David Cobb and Mettenberger and a reception by Dorial Green-Beckham ... Adam Vinatieri boots three field goals for the Colts

2016 Week 7 • Oct. 23, 2016 • COLTS 34 at Titans 26

Andrew Luck's third touchdown pass of the day, a seven-yard strike to tight end Jack Doyle, gives the Colts the lead with 1:55 remaining ... On the ensuing Titans drive, linebacker Robert Mathis adds to the Colts late lead with a 14-yard fumble return for a touchdown ... Luck passes for 353 yards, including 133 yards to receiver T.Y. Hilton ... Titans quarterback Marcus Mariota throws for two touchdowns, including a 10-yarder to left tackle Taylor Lewan in the first quarter ... DeMarco Murray rushes for 107 yards for the Titans.

2016 Week 11 • Nov. 20, 2016 • Titans 17 at COLTS 24

The Colts score the game's first 21 points, but the Titans battle back to score 17 unanswered ... Trailing by seven points, the Titans are stopped on fourth-and-one at the Indianapolis 19-yard line inside final three minutes ... Marcus Mariota passes for 290 yards and two touchdowns, including a 34-yarder to Tajaé Sharpe ... Rishard Matthews catches nine passes for 122 yards ... Andrew Luck passes for 262 yards and two touchdowns ... Luck completes two 50-yard passes and one 49-yard attempt.

2017 Week 6 • Oct. 16, 2017 • Colts 22 at TITANS 36

In a Monday night game, Marcus Mariota passes for 306 yards and a touchdown, and Ryan Succop connects on five field goals ... Mariota's 53-yard touchdown pass to receiver Taywan Taylor breaks a 22-22 tie in the fourth quarter, and Derrick Henry's 72-yard touchdown run seals the victory ... Henry totals 131 yards on 19 carries, and DeMarco Murray adds 40 rushing yards and a touchdown ... The Titans defense limits the Colts and quarterback Jacoby Brissett to 22 percent on third down in the game and 111 total yards in the second half ... Colts linebacker John Simon scores on a 26-yard interception return.

TITANS-COLTS: THE LAST MEETING

Titans 36, Colts 22
 2017 Week 6 • Monday, Oct. 16, 2017 • 7:30 p.m. CT • Nissan Stadium

GAME RECAP

In Week 6 of the 2017 season, the Titans returned to Monday Night Football for the first time since 2014 as Tennessee hosted the AFC rival Indianapolis Colts. Tennessee snapped an 11-game losing streak against Indianapolis with a 36-22 victory. QB **Marcus Mariota** returned to game action after missing the previous contest with a hamstring injury.

The Titans got on the board 3:45 into the game as K **Ryan Succop** converted a 48-yard field goal on Tennessee's opening drive and in the process set an NFL record for most consecutive field goals made under 50 yards. Indianapolis responded as Colts K **Adam Vinatieri** kicked a 36-yard field goal on the following possession to tie the game, 3-3. Tennessee found its way into the red zone again in the first quarter, but was forced to settle for another field goal as Succop extended the Titans lead, 6-3.

On the first drive of the second quarter, Indianapolis took a 10-6 lead as Colts QB **Jacoby Brissett** tossed an eight-yard touchdown pass to Colts TE **Jack Doyle**. Succop converted his third field goal of the day as the Titans narrowed the score, 10-9. The Colts answered back with Vinatieri's second field goal of the day to increase Indianapolis' lead 13-9 to end the first half.

In the third quarter, Mariota threw an interception on the Titans first possession and Colts SLB **John Simon** returned it 26 yards for a touchdown. The extra point attempt failed as Indianapolis went up 19-9. Succop converted a pair of field goals from 48 yards and 23 yards as the Titans edged closer with a score of 19-15.

Tennessee scored its first touchdown of the day in the fourth quarter on a three-yard rushing score by RB **DeMarco Murray** to give the Titans a 22-19 lead. After a big third-down stop by LB **Jayon Brown**, Indianapolis was held to a 52-yard field goal to tie the game at 22-22.

After two back-to-back first down receptions by WR **Eric Decker**, Mariota hit WR **Taywan Taylor** for a 53-yard touchdown as Tennessee took the lead back, 29-22. RB **Derrick Henry** added a 72-yard insurance touchdown run as the Titans defeated the Colts by a score of 36-22.



TEAM STATISTICS

	Colts	Titans
TOTAL FIRST DOWNS	18	25
THIRD DOWN EFFICIENCY	2-9-22%	6-13-46%
FOURTH DOWN EFFICIENCY	0-1-0%	1-1-100%
TOTAL NET YARDS	297	473
Plays - Avg.	57-5.2	67-7.1
NET YARDS RUSHING	85	168
Rushes - Avg.	20-4.3	34-4.9
NET YARDS PASSING	212	305
Sacks - Yards Lost	0-0	1-1
PASS ATT-COMP-INT	37-21-0	32-23-1
PUNTS - Avg.	3-53.3	1-44.0
PUNT RETURNS - Yards	0-0	2-15
KICKOFF RETURNS - Yards	5-157	2-46
Interceptions - Yards	1-26	0-0
PENALTIES Number and Yards	5-51	4-45
FUMBLES - Lost	1-1	0-0
TOUCHDOWNS	2	3
EXTRA POINTS Made-Attempts	1-2	3-3
FIELD GOALS Made-Attempts	3-3	5-5
RED ZONE EFFICIENCY	1-4-25%	1-3-33%
GOAL TO GO EFFICIENCY	1-2-50%	1-2-50%
SAFETIES	0	0
GIVEAWAYS	1	1
TAKEAWAYS	1	1
TIME OF POSSESSION	24:07	35:53

SCORING

	1	2	3	4	Final
Indianapolis	3	10	6	3	22
Tennessee	6	3	6	21	36

TEAM SCORING PLAY

TEAM	SCORING PLAY	TIME
Titans	R.Succop 48 yd. Field Goal	1-11:15
Colts	A.Vinatieri 36 yd. Field Goal	1-6:45
Titans	R.Succop 32 yd. Field Goal	1-0:47
Colts	J.Doyle 8 yd. pass from J.Brissett (A.Vinatieri kick)	2-10:54
Titans	R.Succop 40 yd. Field Goal	2-4:10
Colts	A.Vinatieri 25 yd. Field Goal	2-0:14
Colts	J.Simon 26 yd. interception return (kick failed, hlu)	3-13:50
Titans	R.Succop 48 yd. Field Goal	3-9:43
Titans	R.Succop 23 yd. Field Goal	3-4:35
Titans	D.Murray 3 yd. run (R.Succop kick)	4-10:01
Colts	A.Vinatieri 52 yd. Field Goal	4-7:27
Titans	T.Taylor 53 yd. pass from M.Mariota (R.Succop kick)	4-5:29
Titans	D.Henry 72 yd. run (R.Succop kick)	4-0:47

Missed FGs: None

Attendance: 63,888

Time of Game: 3:12

Weather: Clear, 57° F, wind NE 7 mph

Referee: Walt Anderson

[CLICK TO WATCH HIGHLIGHTS](#)

COLTS STARTERS

OFFENSE		DEFENSE	
WR 13	T.Hilton	DE 96	H.Anderson
LT 74	A.Castonzo	NT 99	A.Woods
LG 67	J.Vujnovich	DT 95	J.Hankins
C 78	R.Kelly	SLB 51	J.Simon
RG 62	L.Clark	MIKE 44	A.Morrison
RT 73	J.Haeg	WILL 57	J.Bostic
TE 84	J.Doyle	RUSH93	J.Sheard
WR 10	D.Moncrief	LCB 30	R.Melvin
QB 7	J.Brissett	SS 41	M.Farley
RB 23	F.Gore	FS 29	M.Hooker
WR 17	K.Aiken	RCB 21	V.Davis

TITANS STARTERS

OFFENSE		DEFENSE	
WR 18	R.Matthews	DE 90	D.Jones
TE 82	D.Walker	DT 99	J.Casey
LT 77	T.Lewan	OLB 91	D.Morgan
LG 67	Q.Spain	ILB 59	W.Woodyard
C 60	B.Jones	ILB 54	A.Williamson
RG 64	J.Kline	OLB 98	B.Orakpo
RT 78	J.Conklin	CB 25	A.Jackson
WR 87	E.Decker	SS 21	D.Searcy
QB 8	M.Mariota	CB 36	L.Sims
WR 13	T.Taylor	FS 31	K.Byard
RB 29	D.Murray	CB 26	L.Ryan

COLTS INDIVIDUAL STATISTICS

Rushing	Att	Yds	Avg	Lg	TD
F. Gore	10	49	4.9	12	0
M. Mack	2	18	9.0	22	0
J. Brissett	5	15	3.0	7	0
R. Turbin	3	3	1.0	5	0
Total	20	85	4.3	22	0

Passing	Att	Cmp	Yds	TD	Lg	IN	Rt
J. Brissett	37	21	212	1	23	0	82.3
Total	37	21	212	1	23	0	82.3

Receiving	No	Yds	Avg	Lg	TD
J.Doyle	7	50	7.1	11	1
D.Moncrief	5	67	13.4	23	0
R.Turbin	4	37	9.3	16	0
K.Aiken	2	21	10.5	14	0
F.Gore	2	18	9.0	11	0
T.Hilton	1	19	19.0	19	0
Total	21	212	10.1	23	1

Interceptions	No	Yds	Avg	Lg	TD
J. Simon	1	26	26.0	26	1
Total	1	26	26.0	26	1

Leading Tacklers (Press Box Totals)

J. Simon 11-6-5; M. Farley 7-4-3; A. Morrison 7-4-3

Sacks: J. Simon 1 FF: None FR: None

TITANS INDIVIDUAL STATISTICS

Rushing	Att	Yds	Avg	Lg	TD
D. Henry	19	131	6.9	72	1
D. Murray	12	40	3.3	7	1
M. Mariota	2	0	0.0	1	0
D. Walker	1	-3	-3.0	-3	0
Total	34	168	4.9	72	2

Passing	Att	Cmp	Yds	TD	Lg	IN	Rt
M. Mariota	32	23	306	1	53	1	99.2
Total	32	23	306	1	53	1	99.2

Receiving	No	Yds	Avg	Lg	TD
E.Decker	7	88	12.6	27	0
R.Matthews	4	69	17.3	27	0
D.Murray	4	47	11.8	18	0
D.Walker	4	17	4.3	10	0
T.Taylor	2	61	30.5	53	1
D.Henry	1	14	14.0	14	0
J.Smith	1	10	10.0	10	0
Total	23	306	13.3	53	1

Interceptions	No	Yds	Avg	Lg	TD
Total	0	0	-	-	0

Leading Tacklers (Press Box Totals)

W. Woodyard 8-6-2; A. Williamson 6-4-2; J. Casey 3-3-0

Sacks: None FF: A. Williamson 1 FR: W. Woodyard 1

2017 TALE OF THE TAPE

OFFENSE	Tenn.	Ind.	NFL/Avg
GAMES (Won-Lost)	6-4	3-7	---
FIRST DOWNS	185	167	192.7
Rushing	59	54	55.3
Passing	101	97	117.9
Penalty	25	16	19.5
YDS GAINED (tot)	3274	3008	3350.4
Avg per Game	327.4	300.8	337.1
RUSHING (net)	1175	959	1083.0
Avg per Game	117.5	95.9	109.0
Rushes	275	273	265.5
Yards per Rush	4.3	3.5	4.1
PASSING (net)	2099	2049	2267.3
Avg per Game	209.9	204.9	228.2
Passes Att.	324	312	341.3
Completed	201	188	213.3
Pct Completed	62.0	60.3	62.5
Yards Gained	2251	2300	2420.0
Sacked	25	39	23.6
Yards Lost	152	251	152.7
Had intercepted	12	7	8.3
Yards Opp Ret	213	156	130.0
Opp TDs on Int	2	4	0.9
PUNTS	47	58	46.7
Avg Yards	51.9	44.8	45.9
PUNT RETURNS	22	21	20.7
Avg Return	9.6	4.7	8.1
Returned for TD	0	0	0.2
KICKOFF RETURNS	21	20	18.3
Avg Return	19.9	23.3	21.9
Returned for TD	0	0	0.1
PENALTIES	60	67	67.4
Yards Penalized	568	583	579.6
FUMBLES BY	5	16	12.9
Fumbles Lost	5	5	5.7
Opp Fumbles	14	16	12.9
Opp Fum Lost	5	6	5.7
POSS. TIME (avg)	30:34	29:46	30:00
TOUCHDOWNS	22	18	24.2
Rushing	13	8	7.2
Passing	9	9	15.0
Returns	0	1	2.1
EXTRA-PT KICKS	21/22	15/17	94%
2-PT CONVERSIONS	0/0	0/1	39%
FIELD GOALS/FGA	23/27	18/19	17/20
POINTS SCORED	222	179	219.7
DEFENSE	Tenn.	Ind.	NFL/Avg
POINTS ALLOWED	253	280	219.7
OPP FIRST DOWNS	212	208	192.7
Rushing	46	55	55.3
Passing	151	131	117.9
Penalty	15	22	19.5
OPP YARDS GAINED	3304	3858	3350.4
Avg per Game	330.4	385.8	337.1
OPP RUSHING(net)	892	1113	1083.0
Avg per Game	89.2	111.3	109.0
Rushes	251	277	265.5
Yards per Rush	3.6	4.0	4.1
OPP PASSING(net)	2412	2745	2267.3
Avg per Game	241.2	274.5	228.2
Passes Att.	385	348	341.3
Completed	236	209	213.3
Pct Completed	61.3	60.1	62.5
Sacked	17	19	23.6
Yards Lost	109	129	152.7
INTERCEPTED BY	9	8	8.3
Yards Returned	124	127	130.0
Returned for TD	0	1	0.9
OPP PUNT RETURNS	26	14	20.7
Avg return	7.5	5.4	8.1
OPP KICKOFF RET	17	15	18.3
Avg return	27.7	18.5	21.9
OPP TOUCHDOWNS	28	31	24.2
Rushing	4	10	7.2
Passing	21	15	15.0
Returns	3	6	2.1

2017 SCHEDULES



REGULAR SEASON			
Date	Opponent	W/L	Score
09/10	Oakland	L	16-26
09/17	at Jacksonville	W	37-16
09/24	Seattle	W	33-27
10/01	at Houston	L	14-57
10/08	at Miami	L	10-16
10/16	Indianapolis	W	36-22
10/22	at Cleveland	W (OT)	12-9
11/05	Baltimore	W	23-20
11/12	Cincinnati	W	24-20
11/16	at Pittsburgh	L	17-40
11/26	at Indianapolis		
12/03	Houston		
12/10	at Arizona		
12/17	at San Francisco		
12/24	L.A. Rams		
12/31	Jacksonville		



REGULAR SEASON			
Date	Opponent	W/L	Score
09/10	at L.A. Rams	L	9-46
09/17	Arizona	L (OT)	13-16
09/24	Cleveland	W	31-28
10/01	at Seattle	L	18-46
10/08	San Francisco	W (OT)	26-23
10/16	at Tennessee	L	22-36
10/22	Jacksonville	L	0-27
10/29	at Cincinnati	L	23-24
11/05	at Houston	W	20-14
11/12	Pittsburgh	L	17-20
11/26	Tennessee		
12/03	at Jacksonville		
12/10	at Buffalo		
12/14	Denver		
12/23	at Baltimore		
12/31	Houston		

2017 REGULAR SEASON INDIVIDUAL LEADERS

Passing	Att	Cmp	Yds	Pct	Y/Att	TD	Int	Lg	Sack/ Lost	Rtg
Titans M. Mariota	281	176	2089	62.6	7.4	8	10	75t	17/ 122	79.9
Colts J. Brissett	294	179	2172	60.9	7.4	9	5	80t	35/ 222	86.7

Rushing	No.	Yds	Avg	Long	TD
Titans D. Murray	117	443	3.8	75t	4
D. Henry	101	441	4.4	72t	3
M. Mariota	37	186	5.0	34t	4
Colts F. Gore	144	509	3.5	21	2
M. Mack	59	219	3.7	35	2

Receiving	No.	Yds	Avg	Long	TD
Titans D. Walker	49	550	11.2	42	0
R. Matthews	41	626	15.3	75t	3
E. Decker	31	303	9.8	27	1
D. Murray	28	192	6.9	18	1
Colts J. Doyle	52	450	8.7	21	2
T. Hilton	36	725	20.1	80t	3
D. Moncrief	20	338	16.9	60t	2

Interceptions	No.	Yds	Avg	Long	TD
Titans K. Byard	6	100	16.7	33	0
Colts M. Hooker	3	73	24.3	32	0

Punting	No.	Yds	Avg	Net	TB	In	Lg	B
Titans B. Kern	47	2,438	51.9	45.6	5	16	74	0
Colts R. Sanchez	57	2,600	45.6	43.2	1	20	61	1

Punt Returns	No.	FC	Yds	Avg	Lg	TD
Titans A. Jackson	20	6	197	9.9	46	0
Colts Q. Bray	17	8	90	5.3	20	0

Kickoff Returns	No.	Yds	Avg	Lg	TD
Titans A. Jackson	18	378	21.0	48	0
Colts Q. Bray	18	430	23.9	60	0

Scoring/Kickers	PAT	FG	Pts
Titans R. Succop	21/22	23/27	90
Colts A. Vinatieri	15/17	18/19	69

Sacks	Tot
Titans D. Morgan	6.0
Colts J. Sheard	4.5

Tackles *	Tot	Solo	Asst
Titans W. Woodyard	114	69	45
Colts J. Bostic	72	44	28

* Titans tackle statistics from coaches' tally; opponents' tackles from press box tally

2017 INDIVIDUAL NFL RANKINGS

(NFL rankings include qualifiers onl , where applicable)

Category	Team	Player	Stat	NFL Rank
Passer Rating	Titans	Marcus Mariota	79.9	27
	Colts	Jacoby Brissett	86.7	22
Passing Yards	Titans	Marcus Mariota	2,089	20
	Colts	Jacoby Brissett	2,172	17
Passing TDs	Titans	Marcus Mariota	8	29t
	Colts	Jacoby Brissett	9	25t
Rushing Yards	Titans	DeMarco Murray	443	24
	Colts	Frank Gore	509	17
Rushing Average	Titans	Derrick Henry	4.4	16
	Colts	Frank Gore	3.5	39
Rushing TDs	Titans	Marcus Mariota	4	10t
	Colts	Jacoby Brissett	3	22t
Receptions	Titans	Delanie Walker	49	16t
	Colts	Jack Doyle	52	13
Receiving Yards	Titans	Rishard Matthews	626	17
	Colts	T.Y. Hilton	725	10
Receiving TDs	Titans	Rishard Matthews	3	40t
	Colts	T.Y. Hilton	3	40t
Sacks	Titans	Derrick Morgan	6	22t
	Colts	Jabaal Sheard	4.5	37t
Interceptions	Titans	Kevin Byard	6	1
	Colts	Malik Hooker	3	7t

THIS WEEK'S NFL SCHEDULE

All Times Central

Thursday, November 23

Minnesota	at Detroit	(FOX) 12:30
L.A. Chargers	at Dallas	(CBS) 3:30
New York Giants	at Washington	(NBC) 7:30

Sunday, November 26

Tampa Bay	at Atlanta	(FOX) 12:00
Cleveland	at Cincinnati	(CBS) 12:00
Tennessee	at Indianapolis	(FOX) 12:00
Buffalo	at Kansas City	(CBS) 12:00
Miami	at New England	(CBS) 12:00
Carolina	at New York Jets	(FOX) 12:00
Chicago	at Philadelphia	(FOX) 12:00
New Orleans	at L.A. Rams	(CBS) 3:25
Seattle	at San Francisco	(FOX) 3:05
Jacksonville	at Arizona	(CBS) 3:25
Denver	at Oakland	(CBS) 3:25
Green Bay	at Pittsburgh	(NBC) 7:30

Monday, November 27

Houston	at Baltimore	(ESPN) 7:30
---------	--------------	-------------

LAST WEEK'S STARTERS

Titans vs. Steelers | Colts vs. Steelers

TITANS OFFENSE

WR	18 Rishard Matthews
TE	82 Delanie Walker
LT	77 Taylor Lewan
LG	67 Quinton Spain
C	60 Ben Jones
RG	64 Josh Kline
RT	78 Jack Conklin
WR	84 Corey Davis
QB	8 Marcus Mariota
WR	13 Taywan Taylor
RB	29 DeMarco Murray

TITANS DEFENSE

DE	90 DaQuan Jones
DT	99 Jurrell Casey
OLB	91 Derrick Morgan
ILB	59 Wesley Woodyard
ILB	54 Avery Williamson
OLB	98 Brian Orakpo
CB	25 Adoree' Jackson
SS	37 Johnathan Cyprien
FS	31 Kevin Byard
CB	26 Logan Ryan
CB	36 LeShaun Sims

COLTS DEFENSE

DE	92 Margus Hunt
NT	99 Al Woods
DT	95 Johnathan Hankins
SLB	52 Barkevious Mingo
MIKE	44 Antonio Morrison
WILL	57 Jon Bostic
RUSH	93 Jabaal Sheard
LCB	30 Rashaan Melvin
SS	41 Matthias Farley
FS	32 T.J. Green
RCB	35 Pierre Desir

COLTS OFFENSE

WR	13 T.Y. Hilton
LT	74 Anthony Castonzo
LG	67 Jeremy Vujnovich
C	78 Ryan Kelly
RG	68 Kyle Kalis
RT	73 Joe Haeg
TE	84 Jack Doyle
WR	10 Donte Moncrief
QB	7 Jacoby Brissett
TE	85 Brandon Williams
RB	23 Frank Gore

INDIVIDUAL HIGHLIGHTS VS. THE COLTS

DT Jurrell Casey

- On 12/1/13 at Indianapolis, Casey posted nine tackles and two sacks.

WR Eric Decker

- Decker has tallied 335 receiving yards and two touchdowns in three career contests against Indianapolis.
- On 10/20/13 at Indianapolis, he caught eight passes for 150 yards and one touchdown as a member of the Denver Broncos.

RB Derrick Henry

- On Monday Night Football on 10/16/17, Henry set career-high marks with 19 carries and 131 rushing yards with a career-long rush for a 72-yard touchdown.

P Brett Kern

- On 12/28/14 against Indianapolis, Kern recorded a career-long 79-yard punt.

DE Karl Klug

- On 12/9/12 at Indianapolis, Klug notched three tackles and two sacks.

QB Marcus Mariota

- On 9/27/15 against Indianapolis, he threw the ball a career-high 44 times and made 27 completions for 367 yards and two touchdowns.
- On 11/20/16, he completed 25-of-28 passes for 290 yards and a 106.3 passer rating.
- On Monday Night Football on 10/16/17, he was 23-of-32 for 306 yards and one touchdown.

WR Rishard Matthews

- On 11/20/16 at Indianapolis, Matthews posted nine catches for a career-high 122 yards.

OLB Derrick Morgan

- In two of his last three games against Indianapolis (10/23/16 and 11/20/16), Morgan posted 1.5 sacks.

RB DeMarco Murray

- On 10/23/16 against Indianapolis, Murray rushed for 107 yards and one score on 25 attempts.

OLB Brian Orakpo

- On 10/17/10 against Indianapolis, Orakpo recorded three tackles, one sack and one forced fumble as a member of the Washington Redskins.

K Ryan Succop

- On 1/4/14, Succop played the Colts in the playoffs as a member of the Kansas City Chiefs. He converted all three field goal attempts and made all five ATs.
- On Monday Night Football on 10/16/17, Succop converted five-of-five field goal attempts and all three extra points. He scored 18 points in the Titans' primetime victory.

WR Taywan Taylor

- On Monday Night Football on 10/16/17, Taylor caught two balls for 61 yards and his first career touchdown on a 53-yard pass.

TE Delanie Walker

- Walker has totaled 50 receptions for 505 yards in nine career games against Indianapolis.
- On 11/14/13 against Indianapolis, he made 10 receptions for 91 yards and one touchdown.

LB Wesley Woodyard

- On 9/28/14 at Indianapolis, Woodyard posted 12 tackles and one interception.

WHERE THE TEAMS RANK IN 2017

2017 OFFENSIVE STATISTICS AND NFL RANKING

OFFENSIVE STATS	TITANS		COLTS	
	STAT	RANK	STAT	RANK
Yards / Game	327.4	20	300.8	28
Yards / Play	5.3	18	4.8	28
Rushing Yards / Game	117.5	12	95.9	24
Rushing Yards / Play	4.3	10	3.5	28
Passing Yards / Game	209.9	21	204.9	25
Passing Yards / Play	6.0	19	5.8	23
Interception Rate	3.7%	30	2.2%	14
Sacks / Pass Attempt	7.7%	21	12.5%	32
First Downs / Game	18.5	24	16.7	30
Punt Return Avg	9.6	8t	4.7	32
Kickoff Return Avg	19.9	25	23.3	8
Field Goals Made	85.2%	16	94.7%	4
3rd Down Pct	35.9%	24	38.2%	17
4th Down Pct	50.0%	10t	0.0%	31t
Red Zone Pct	56.0%	12	41.7%	32
Goal to Go%	66.7%	19t	50.0%	31
Avg Time of Possession	30:34	14	29:46	19
Points / Game	22.2	14	17.9	25
Turnover Ratio	-3	21t	+2	13t

2017 DEFENSIVE STATISTICS AND NFL RANKING

DEFENSIVE STATS	TITANS		COLTS	
	STAT	RANK	STAT	RANK
Yards / Game	330.4	14	385.8	30
Yards / Play	5.1	12	6.0	31
Rushing Yards / Game	89.2	5	111.3	15
Rushing Yards / Play	3.6	4	4.0	15
Passing Yards / Game	241.2	21	274.5	30
Passing Yards / Play	6.0	15	7.5	32
Interception Rate	2.3%	17	2.3%	18
Sacks / Pass Attempt	4.4%	28	5.5%	23
First Downs / Game	21.2	28	20.8	26t
Punt Return Avg	7.5	19	5.4	7
Kickoff Return Avg	27.7	31	18.5	3
3rd Down Pct	33.3%	5t	41.9%	22
4th Down Pct	61.5%	27	57.1%	24
Red Zone Pct	56.8%	22	50.0%	12t
Goal to Go%	79.0%	25	70.6%	14
Points / Game	25.3	24	28.0	32
Point Differential / Game	-3.1	22	-10.1	31
Yard Differential / Game	-3.0	14	-85.0	31

COLTS HEAD COACH CHUCK PAGANO

CHUCK PAGANO AT A GLANCE

- Regular season record: 52-38
- Postseason record: 3-3
- Overall record: 55-41
- vs. Titans: 10-1
- on the road vs. Titans: 5-1
- at home vs. Titans: 5-0
- vs. Mike Mularkey: 4-2
- Year as Colts head coach: 6
- Year as NFL head coach: 6



Chuck Pagano's Assistant Coaching Staff:

Rob Chudzinski	Offensive Coordinator
Ted Monachino	Defensive Coordinator
Tom McMahon	Special Teams Coordinator
Tim Berbenich	Offensive Assistant/Asst. Quarterbacks
Maurice Drayton	Assistant Special Teams
Gary Emanuel	Defensive Line
Joe Gilbert	Assistant Offensive Line
Frank Giufre	Offensive Quality Control
Jim Herrmann	Linebackers
Jim Hostler	Tight Ends
Richard Howell	Assistant Strength and Conditioning
Darren Krein	Head Strength and Conditioning
Sanjay Lal	Wide Receivers
Joe Philbin	Assistant Head Coach/Offensive Line
Jeff Popovich	Defensive Quality Control
Brian Schottenheimer	Quarterbacks
Jemal Singleton	Running Backs
Shawn Terlecky	Defensive Assistant
Brad White	Outside Linebackers
Greg Williams	Defensive Backs

In his first five years as head coach of the Indianapolis Colts, **Chuck Pagano** led the team to a 49-31 regular season record, including three consecutive 11-5 seasons and playoff appearances from 2012-14. Entering the 2017 campaign, Pagano's .613 winning percentage ranked fifth among active head coaches in the NFL. Including the playoffs, his .605 winning percentage ranked third in Colts history among head coaches in their first five seasons, sitting behind Pro Football Hall of Famers **Tony Dungy** (.737) and **Don Shula** (.694).

Pagano became only the second head coach in NFL history to earn 11 wins in each of his first three seasons with a team and became the third head coach in Colts history to reach the playoffs in each of his first three years (**Ted Marchibroda**, 1975-77 and **Dungy**, 2002-04).

Pagano was named head coach of the Colts on Jan. 25, 2012, and quickly directed the team to success. He became the second head coach in NFL history to earn 11 wins in each of his first three seasons with a team and the third Indianapolis coach to reach the playoffs in his first three years.

Pagano guided the Colts to the AFC Championship game in 2014, the club's first appearance since 2009, as the offense set single-season franchise records in passing yards and total net yards and Luck set career highs in completions, touchdowns and passer rating.

In 2013, Indianapolis recorded a perfect 6-0 division record for the first time since 2009 and claimed its eighth division title since 2002. The season was highlighted by a comeback win over the Chiefs in the AFC Wild Card playoff game, when the team overcame a 28-point deficit in the fourth quarter to win 45-44 in regulation.

In 2012, the Colts overcame the loss of Pagano to a curable form of leukemia for 12 games and responded with seven fourth quarter or overtime game-winning drives en route to an 11-5 campaign. That record was a nine-win improvement from the 2011 campaign, which tied for the third-largest one-year turnaround in NFL history. At the end of the 2012 season, Pagano and **Bruce Arians**, who took over head coaching responsibilities in Pagano's absence, were honored with numerous awards, including sharing AFC Coach of the Year honors.

Prior to joining the Colts, Pagano spent four seasons with the Baltimore Ravens and the last (2011) as the team's defensive coordinator. Previously, Pagano posted a one-year stint as the defensive coordinator at North Carolina (2007). He spent two seasons (2005-06) as the defensive backs coach of the Oakland Raiders, coached the Cleveland secondary (2001-2004), and served as defensive backs coordinator at University of Miami (1995-2000). Pagano also made stops at East Carolina (1989 & 1992-1994), UNLV (1990-1991), Boise State (1987-1989) and Southern California (1984-1985).

KEY NUMBERS

6

Interceptions by second-year safety **Kevin Byard** in 2017. He leads the NFL.

7

Total takeaways by **Kevin Byard** in the last seven games—six interceptions and one fumble recovery.

7

Career game-winning drives by **Marcus Mariota**, including three game-winning drives in 2017.

8

Wins by the Titans in their last nine home games, dating back to 2016.

12

Touchdown receptions by **Rishard Matthews** since the beginning of the 2016 season. The total is tied for ninth in the NFL.

19

100-yard rushing games from 2014–2017 by **DeMarco Murray**, which leads the NFL. He has six 100-yard games with the Titans.

23

NFL-low number of plays of 20 or more yards allowed in 2017 by the Titans defense.

26

Receptions by **Delanie Walker** of at least 25 yards since the beginning of 2014, including a 42-yard catch last week at Pittsburgh. Walker is third in the NFL behind only **Rob Gronkowski** and **Travis Kelce**.

28.0

Percent conversion rate on third down by Titans opponents from Week 5–Week 11. During that time, the Titans defense ranks second in the NFL behind only the Philadelphia Eagles (25.0).

42.5

Career sacks by outside linebacker **Derrick Morgan**, who passed **Kyle Vanden Bosch** for ninth place in franchise history in the category on Oct. 1. Morgan has a team-high six sacks in 2017.

51.9

Gross punting average this season by **Brett Kern**, who leads the NFL. He also leads the NFL with a 45.6-yard net average.

75

Yards on last week's touchdown pass from **Marcus Mariota** to **Rishard Matthews**. The pass and reception were the longest of their careers, respectively.

90

Points in 2017 by Titans kicker **Ryan Succop**. His total ranks fifth in the NFL and third in the AFC.

331

Receptions by tight end **Delanie Walker** during his time with the Titans (2013–2017). Against the Bengals on Nov. 12, he passed **Curtis Duncan** (322) for eighth on the team's all-time receptions list.

WHAT TO LOOK FOR IN 2017

- The Titans are in their 19th season since changing their team name and colors and moving into Nissan Stadium.
- The Titans have six games against playoff teams from 2016: Houston (two games), Seattle, Oakland, Pittsburgh and Miami. Four of their first five games were against incumbent playoff clubs.
- In their matchup against the Colts on Oct. 16, the Titans returned to Monday Night Football for the first time since 2014. They are now 6-2 in their last eight Monday night games.
- WR **Eric Decker** (385 receptions entering 2017) reached 400 receptions for his career in Week 5 at Miami.
- QB **Marcus Mariota** can become the first quarterback in franchise history to post three consecutive seasons with a passer rating of 90 or better. He was the first to accomplish the feat in two consecutive seasons, recording a 91.5 passer rating as a rookie in 2015 and a 95.6 passer rating in 2016.
- QB **Marcus Mariota** (3,426 passing yards in 2016) can become the first Titans quarterback with back-to-back 3,000-yard passing seasons since **Steve McNair** from 2001–2003.
- QB **Marcus Mariota** (45 touchdown passes entering 2017) can reach 70 career touchdown passes in his third NFL season. Seven previous NFL quarterbacks have done so: **Dan Marino** (98), **Andrew Luck** (86), **Peyton Manning** (85), **Derek Carr** (81), **Andy Dalton** (80), **Jeff Garcia** (74) and **Russell Wilson** (72).
- OLB **Derrick Morgan** (36.5 career sacks entering 2017) became the ninth player in franchise history to reach 40 sacks, joining **Elvin Bethea** (105.0), **Ray Childress** (75.5), **Jesse Baker** (66.0), **William Fuller** (59.0), **Sean Jones** (57.5), **Jevon Kearse** (52.0), **Robert Brazile** (48.0) and **Ted Washington** (45.0) on the list. DT **Jurrell Casey** (33.0 career sacks entering 2017) can become the 10th player in franchise history to accomplish the feat.
- RB **DeMarco Murray** (6,515 rushing yards entering 2017) needs 485 rushing yards in 2017 to reach 7,000 for his career.
- RB **DeMarco Murray** (1,287 rushing yards in 2016) can become the fourth Titans/Oilers player with at least two consecutive 1,200-yard rushing seasons, joining **Earl Campbell** (1978–1981), **Eddie George** (1996–2000) and **Chris Johnson** (2008–2010).
- OLB **Brian Orakpo** (seven sacks in 2015; 10.5 sacks in 2016) can become the first Titans player since **Jevon Kearse** (1999–2001) to record at least seven sacks in three consecutive seasons.
- CB **Logan Ryan** can record his fifth consecutive season with at least two interceptions. Only 14 total NFL players, including Ryan, recorded at least two interceptions every season from 2013–2016.
- K **Ryan Succop** entered 2017 with an active streak of 36 consecutive field goals made from inside 50 yards, a franchise record. He set the NFL record with 56 consecutive successful attempts from inside 50 yards before missing one on Nov. 12 against Cincinnati. The former NFL record was 46 by **Matt Bryant**.
- TE **Delanie Walker** (282 receptions with the Titans entering 2017) became the 10th player in franchise history and the second tight end in franchise history (**Frank Wycheck**) to reach 300 catches with the club on his 18th reception of the season.
- TE **Delanie Walker** (3,349 receiving yards with the Titans entering 2017) needs 651 receiving yards in 2017 to become the 10th player in franchise history and the second tight end in franchise history (**Frank Wycheck**) to reach 4,000 receiving yards with the club.
- TE **Delanie Walker** (4,814 career receiving yards entering 2017) became the eighth active NFL tight end to reach 5,000 for his NFL career when he hit the mark in Week 4 at Houston.
- ILB **Avery Williamson** (107 tackles in 2014; 137 tackles in 2015; 149 tackles in 2016) can become the first Titans defender in the “Titans era” (1999–present) to begin his career with four consecutive 100-tackle seasons.
- ILB **Avery Williamson** can become the first Titans player to lead the team in tackles for three consecutive seasons since **Keith Bulluck** (2002–2006).

TITANS-COLTS CONNECTIONS

FORMER TITANS

- Colts TE **Jack Doyle** was originally signed by the Titans as a rookie free agent in 2013. Doyle attended Western Kentucky University, where he finished his career second on WKU's all-time receptions list (162).
- **Oliver Luck**, father of Colts quarterback **Andrew Luck** (IR) played quarterback for the Houston Oilers from 1982-1986. Oliver Luck was the Oilers' second pick in the 1982 NFL Draft (second round, 44th overall). In five seasons with the Oilers, the elder Luck played in 20 games with nine starts. He completed 233 of 413 passes for 2,544 yards and 13 touchdowns.
- Colts director of player engagement **David Thornton** played for the Titans from 2006-2010. In 2007, Thornton was named the team's Ed Block Courage Award Recipient, and the following year, he was voted the club's Walter Payton Man of the Year.
- Colts NT **Al Woods** played for the Titans from 2014 to 2016, appearing in a total of 42 games.

FORMER COLTS

- Titans running backs coach **Sylvester Croom** served in the same role for the Colts in 1991.
- Titans secondary coach **Deshea Townsend** played for the Colts in 2010.
- Titans OLB **Erik Walden** played for the Colts from 2013 to 2016. He appeared in 61 games and recorded 166 tackles and 23 sacks in four seasons with the team.

TITANS WITH INDIANAPOLIS AREA CONNECTIONS

- Titans G/T **Dennis Kelly** and assistant secondary coach **Steve Jackson** both played at Purdue. Kelly was named the team's offensive MVP as both a junior and senior. Jackson was a four-year starter and a semi-finalist for the Jim Thorpe Award as a senior, given annually to the nation's top defensive back.

COLTS WITH TENNESSEE CONNECTIONS

- Colts WR **Chester Rodgers** is a native of Huntsville, Ala., about a two-hour drive from Nashville, and attended Lee High School (Huntsville, Ala.).

NOTABLE PRO TEAMMATES

- Titans WR **Eric Weems** with Colts NT **Joey Mbu** at Atlanta ... Titans TE **Phillip Supernaw** and S **Brynden Trawick** with Colts WR **Kamar Aiken**, OLB **John Simon** and CB **Rashaan Melvin** at Baltimore ... Titans WR **Eric Weems** with Colts ILB **Jon Bostic** at Chicago ... Titans QB **Brandon Weeden** with Colts OLB **Barkevious Mingo** and OLB **Jabaal Sheard** at Cleveland ... Titans QB **Matt Cassel** and QB **Brandon Weeden** with Colts RB **Robert Turbin** (IR) and RB **Christine Michael** (IR) at Dallas ... Titans LB **Nate Palmer** with Colts QB **Scott Tolzien** at Green Bay ... Titans C **Ben Jones** and QB **Brandon Weeden** with Colts OLB **John Simon** and CB **Darryl Morris** (IR) at Houston ... Titans S **Johnathan Cyprien** with Colts OLB **Jeremiah George** at Jacksonville ... Titans DE **David King** with Colts CB **D.J. White** at Kansas City ... Titans WR **Rishard Matthews** and CB **Brice McCain** with Colts TE **Brandon Williams** and WR **Matt Hazel** at Miami ... Titans QB **Matt Cassel** with Colts K **Adam Vinatieri** at New England ... Titans G **Josh Kline** and CB **Logan Ryan** with Colts CB **Rashaan Melvin**, OLB **Jabaal Sheard** and ILB **Jon Bostic** at New England ... Titans TE **Delanie Walker** with Colts RB **Frank Gore**, CB **Chris Culliver** (IR) and QB **Scott Tolzien** at San Francisco ... Titans DE **David King** with Colts RB **Robert Turbin** (IR) and RB **Christine Michael** (IR) at Seattle ... Titans CB **Tye Smith** with Colts RB **Christine Michael** (IR) at Seattle ... Titans LB **Daren Bates** with Colts C **Mike Person** in St. Louis.

NOTABLE COLLEGE TEAMMATES

- Titans FB **Jalston Fowler** and RB **Derrick Henry** with Colts C **Ryan Kelly** at Alabama ... Titans OLB **Kevin Dodd** with Colts S **T.J. Green** at Clemson ... Titans S **Johnathan Cyprien** with Colts WR **T.Y. Hilton** at Florida International ... Titans T **Taylor Lewan** with Colts G **Kyle Kalis** at Michigan ... Titans QB **Marcus Mariota** with Colts TE **Brandon Williams** at Oregon ... Titans K **Ryan Succop** with Colts CB **Chris Culliver** (IR) at South Carolina.

COACH-PLAYER CONNECTIONS

- Titans WR **Harry Douglas** (IR) and WR **Eric Weems** played for the Falcons when Colts special teams coordinator **Tom McMahon** was the special teams assistant in Atlanta.

- Titans offensive coordinator **Terry Robiskie** was the wide receivers coach in Atlanta when Colts NT **Joey Mbu** and C **Mike Person** played for the Falcons.
- Titans S **Brynden Trawick** played for the Ravens when Colts tight ends coach **Jim Hostler** and defensive coordinator **Ted Monachino** coached in Baltimore.
- Titans TE **Phillip Supernaw** played in Baltimore when Colts defensive coordinator **Ted Monachino** coached for the Ravens.
- Titans S **Da'Norris Searcy** played for the Bills when Colts tight ends coach **Jim Hostler** coached in Buffalo.
- Titans QB **Matt Cassel** played for the Bills when Colts wide receivers coach **Sanjay Lal** coached in Buffalo.
- Titans QB **Brandon Weeden** played in Cleveland when Colts offensive coordinator **Rob Chudzinski** was the head coach of the Browns.
- Titans OLB **Erik Walden** played for the Packers when Colts assistant head coach/offensive line coach **Joe Philbin** was the offensive coordinator in Green Bay.
- Titans K **Ryan Succop** and QB **Matt Cassel** played for Kansas City while Colts special teams coordinator **Tom McMahon** held the same position for the Chiefs.
- Titans WR **Rishard Matthews** and CB **Brice McCain** played for the Dolphins while Colts assistant head coach/offensive line coach **Joe Philbin** was the head coach and Colts head strength and conditioning coach **Darren Krein** served in the same role at Miami.
- Titans WR **Eric Decker** played for the Jets while Colts wide receivers coach **Sanjay Lal** held the same role in New York.
- Titans assistant special teams coach **Craig Aukerman** coached in San Diego when Colts T **Tyreek Burwell** played for the Chargers.
- Titans TE **Delanie Walker** played for the 49ers while Colts tight ends coach **Jim Hostler** and defensive line coach **Gary Emanuel** worked at San Francisco.
- Titans LB **Daren Bates** played for the Rams while Colts quarterbacks coach **Brian Schottenheimer** was the offensive coordinator in St. Louis.
- Titans wide receivers coach **Frisman Jackson** held the same role at Akron when Colts G **Isaiah Williams** played for the Zips.
- Titans S **Johnathan Cyprien** played college football at Florida International University while Colts defensive quality control coach **Jeff Popovich** coached for the Panthers.
- Titans LB **Nate Palmer** played at Illinois when assistant offensive line coach **Joe Gilbert** worked there.
- Titans WR **Harry Douglas** (IR) played at the University of Louisville when Colts special teams coordinator **Tom McMahon** worked for the team.
- Colts head coach **Chuck Pagano** was the defensive coordinator and defensive quality control coach **Shawn Terlecky** was a graduate assistant at the University of North Carolina when Titans S **Da'Norris Searcy** played for the Tar Heels.
- Titans G/T **Dennis Kelly** played at Purdue when Colts defensive line coach **Gary Emanuel** was on the coaching staff.
- Titans CB **Logan Ryan** played college football at Rutgers when Colts defensive line coach **Gary Emanuel** coached for the Scarlet Knights.
- Titans CB **Kalan Reed** played for Southern Mississippi when Colts assistant special teams coach **Maurice Dayton** coached there.
- Titans P **Brett Kern** played at Toledo when Colts offensive line coach **Joe Gilbert** worked at Toledo.
- Titans defensive line coach **Nick Eason** coached in Cleveland while Colts OLB **Barkevious Mingo** and OLB **Jabaal Sheard** played for the Browns.
- Titans strength and conditioning assistant **Taylor Porter** coached in Cleveland while Colts CB **Pierre Desir**, OLB **Barkevious Mingo** and RB **Robert Turbin** (IR) played for the Browns.
- Colts NT **Al Woods** played for the Steelers when Titans defensive coordinator **Dick LeBeau** held the same role in Pittsburgh.
- Colts CB **Pierre Desir** played for the Chargers while assistant special teams coach **Craig Aukerman** was the special teams coordinator in San Diego.
- Titans quarterbacks coach **Jason Michael** was an offensive assistant at San Francisco when Colts RB **Frank Gore** played for the 49ers.
- Colts ILB **Jeremiah George** played for the Buccaneers while Titans strength and conditioning assistant **Taylor Porter** coached in Tampa Bay.
- Colts QB **Jacoby Brissett** played college football at North Carolina State while Titans wide receivers coach **Frisman Jackson** coached there.
- Colts CB **Rashaan Melvin** played for Northern Illinois while Titans wide

TITANS-COLTS CONNECTIONS

receivers coach **Frisman Jackson** coached for the Huskies.

- Titans QB **Brandon Weeden** played college football at Oklahoma State University while Colts running backs coach **Jemal Singleton** coached for the Cowboys.
- Colts CB **Nate Hairston** played for Temple while Titans wide receivers coach **Frisman Jackson** coached there.

COACHING CONNECTIONS

- Titans defensive line coach **Nick Eason** and wide receivers coach **Frisman Jackson** played for the Browns when Colts head coach **Chuck Pagano** and offensive coordinator **Rob Chudzinski** coached at Cleveland.
- Titans assistant offensive line coach **Mike Sullivan**, Colts offensive coordinator **Rob Chudzinski** and Colts head strength and conditioning coach **Darren Krein** played together at the University of Miami (Fla.). Sullivan also worked as a graduate assistant when Krein was a player, and Titans special teams coach **Steve Hoffman** was on the staff when **Chudzinski** was a player.
- Titans running backs coach **Sylvester Croom** coached in San Diego when Colts head strength and conditioning coach **Darren Krein** was playing for the Chargers.
- Titans wide receivers coach **Frisman Jackson** played for the Jets when Titans quarterbacks coach **Jason Michael**, Colts linebackers coach **Jim Hermann** and quarterbacks coach **Brian Schottenheimer** coached in New York.
- Titans head coach **Mike Mularkey** and offensive coordinator **Terry**

Robiskie with Colts special teams coordinator **Tom McMahon** at Atlanta ... Titans offensive coordinator **Terry Robiskie** and assistant offensive line coach **Mike Sullivan** with Colts head coach **Chuck Pagano** and offensive coordinator **Rob Chudzinski** at Cleveland ... Titans defensive line coach **Nick Eason** with Colts offensive coordinator **Rob Chudzinski** at Cleveland ... Titans running backs coach **Sylvester Croom** with Colts assistant head coach/offensive line coach **Joe Philbin** at Green Bay ... Titans quarterbacks coach **Jason Michael** with Colts head coach **Chuck Pagano** at Oakland ... Titans assistant offensive line coach **Mike Sullivan** and special teams assistant **Craig Aukerman** with Colts offensive coordinator **Rob Chudzinski** and Colts defensive backs coach **Greg Williams** at San Diego ... Titans quarterbacks coach **Jason Michael** with Colts defensive backs coach **Greg Williams** at San Diego ... Titans running backs coach **Sylvester Croom** with Colts special teams coordinator **Tom McMahon** at St. Louis ... Titans director of pro scouting **Brian Gardner** with Colts tight ends coach **Jim Hostler** at San Francisco ... Titans director of pro scouting **Brian Gardner** with Colts offensive assistant/assistant quarterbacks coach **Tim Berbenich** at Tampa Bay.

- Titans special teams coach **Steve Hoffman** with Colts head coach **Chuck Pagano** at Miami (Fla.) ... Titans assistant offensive line coach **Mike Sullivan** with Colts head coach **Chuck Pagano**, offensive coordinator **Rob Chudzinski** and defensive quality control coach **Jeff Popovich** at Miami (Fla.) ... Titans tight ends coach **Arthur Smith** with Colts defensive assistant **Shawn Terlecky** at the University of North Carolina.

CAREER STATS VS. THE COLTS: TITANS OFFENSE

QUARTERBACKS

Matt Cassel

Date	Opp	W-L	G/S	Att	Cmp	Pct	Yds	Yd/A	TD	TD%	Int	Int%	Lg	Sk	Lst	Rate
11/2/08	@ Ind	L	QB	34	25	73.5	204	6.00	0	0.0	1	2.9	20	0	0	76.1
10/10/10	@ Ind	L	QB	29	16	55.2	156	5.38	0	0.0	0	0.0	27	1	8	70.5
10/9/11	@ Ind	W	QB	29	21	72.4	257	8.86	4	13.8	0	0.0	41t	2	15	138.9
9/13/15	Ind	W	QB	0	0	-	0	-	0	-	0	-	-	0	0	-
Totals		2-2	4/4	92	62	67.4	617	6.71	4	4.3	1	1.1	41t	3	23	96.2

Marcus Mariota

Date	Opp	W-L	G/S	Att	Cmp	Pct	Yds	Yd/A	TD	TD%	Int	Int%	Lg	Sk	Lst	Rate
9/27/15	Ind	L	QB	44	27	61.4	367	8.34	2	4.5	2	4.5	35	3	22	84.2
10/23/16	Ind	L	QB	37	22	59.5	232	6.27	2	5.4	0	0.0	26	3	25	95.8
11/20/16	@ Ind	L	QB	38	25	65.8	290	7.63	2	5.3	0	0.0	35	5	36	106.3
10/16/17	Ind	W	QB	32	23	71.9	306	9.56	1	3.1	1	3.1	53t	1	1	99.2
Totals		1-3	4/4	151	97	64.2	1195	7.91	7	4.6	3	2	53t	12	84	95.8

Brandon Weeden

Date	Opp	W-L	G/S	Att	Cmp	Pct	Yds	Yd/A	TD	TD%	Int	Int%	Lg	Sk	Lst	Rate
10/21/12	@ Ind	L	QB	41	25	61.0	264	6.44	2	4.9	0	0.0	33t	0	0	96.0
12/21/14	Ind	W		1	1	100.0	43	43.00	1	100.0	0	0.0	43t	0	0	158.3
12/20/15	@ Ind	W		18	11	61.1	105	5.83	1	5.6	0	0.0	28	1	10	95.8
Totals		2-1	3/1	60	37	61.7	412	6.87	4	6.7	0	0.0	43t	1	10	104.3

RUNNING BACKS/FULLBACKS

Jalston Fowler (FB)

Date	Opp	W-L	G/S	Rushing					Receiving				
				Att	Yds	Avg	Lg	TD	Rec	Yds	Avg	Lg	TD
9/27/15	Ind	L		4	9	2.3	3	1	0	0	-	-	0
1/3/16	@ Ind	L		0	0	-	-	0	0	0	-	-	0
10/23/16	Ind	L		0	0	-	-	0	0	0	-	-	0
11/20/16	@ Ind	L		0	0	-	-	0	0	0	-	-	0
10/16/17	Ind	W		0	0	-	-	0	0	0	-	-	0
Totals		1-4	5/0	4	9	2.3	3	1	0	0	-	-	0

CAREER STATS VS. THE COLTS: TITANS OFFENSE

David Fluellen (RB)

Date	Opp	W-L	G/S	Rushing					Receiving				
				Att	Yds	Avg	Lg	TD	Rec	Yds	Avg	Lg	TD
10/16/17	Ind	W		0	0	-	-	0	0	0	-	-	0
Totals		1-0	1/0	0	0	-	-	0	0	0	-	-	0

Derrick Henry (RB)

Date	Opp	W-L	G/S	Rushing					Receiving				
				Att	Yds	Avg	Lg	TD	Rec	Yds	Avg	Lg	TD
10/23/16	Ind	L		1	3	3.0	3	0	0	0	-	-	0
11/20/16	@ Ind	L		0	0	-	-	0	0	0	-	-	0
10/16/17	Ind	W		19	131	6.9	72t	1	1	14	14.0	14	0
Totals		1-2	3/0	20	134	6.7	72t	1	1	14	14.0	14	0

DeMarco Murray (RB)

Date	Opp	W-L	G/S	Rushing					Receiving				
				Att	Yds	Avg	Lg	TD	Rec	Yds	Avg	Lg	TD
12/21/14	Ind	W	RB	22	58	2.6	11	1	0	0	-	-	0
10/23/16	Ind	L	RB	25	107	4.3	14	1	3	20	6.7	13	0
11/20/16	@ Ind	L	RB	21	70	3.3	8	0	3	9	3.0	4	1
10/16/17	Ind	W	RB	12	40	3.3	7	1	4	47	11.8	18	0
Totals		2-2	4/4	80	275	3.4	14	3	10	76	7.6	18	1

WIDE RECEIVERS

Corey Davis

Date	Opp	W-L	G/S	Rec	Yds	Avg	Lg	TD
None								
Totals		0-0	0/0	0	0	-	-	0

Eric Decker

Date	Opp	W-L	G/S	Rec	Yds	Avg	Lg	TD
10/20/13	@ Ind	L	WR	8	150	18.8	49	1
9/21/15	@ Ind	W	WR	8	97	12.1	20	1
10/16/17	Ind	W	WR	7	88	12.6	27	0
Totals		2-1	3/3	23	335	14.6	49	2

Darius Jennings

Date	Opp	W-L	G/S	Rec	Yds	Avg	Lg	TD
None								
Totals								

Rishard Matthews

Date	Opp	W-L	G/S	Rec	Yds	Avg	Lg	TD
9/15/13	@ Ind	W		0	0	-	-	0
10/23/16	Ind	L		4	37	9.3	20	0
11/20/16	@ Ind	L	WR	9	122	13.6	35	0
10/16/17	Ind	W	WR	4	69	17.3	27	0
Totals		2-2	4/2	17	228	13.4	35	0

Taywan Taylor

Date	Opp	W-L	G/S	Rec	Yds	Avg	Lg	TD
10/16/17	Ind	W	WR	2	61	30.5	53t	1
Totals		1-0	1/1	2	61	30.5	53t	1

Eric Weems

Date	Opp	W-L	G/S	Rec	Yds	Avg	Lg	TD
11/6/11	@ Ind	W		0	0	-	-	0
9/9/12	Ind	W		0	0	-	-	0
11/22/15	Ind	L		0	0	-	-	0
10/16/17	Ind	W		0	0	-	-	0
Totals		3-1	4/0	0	0	-	-	0

TIGHT ENDS

Jonnu Smith

Date	Opp	W-L	G/S	Rec	Yds	Avg	Lg	TD
10/16/17	Ind	W		1	10	10.0	10	0
Totals		1-0	1/0	1	10	10.0	10	0

Phillip Supernaw

Date	Opp	W-L	G/S	Rec	Yds	Avg	Lg	TD
9/27/15	Ind	L		0	0	-	-	0
1/3/16	@ Ind	L		0	0	-	-	0
10/23/16	Ind	L		0	0	-	-	0
11/20/16	@ Ind	L		0	0	-	-	0
10/16/17	Ind	W		0	0	-	-	0
Totals		1-4	5/0	0	0	-	-	0

Delanie Walker

Date	Opp	W-L	G/S	Rec	Yds	Avg	Lg	TD
11/1/09	@ Ind	L	FB	0	0	-	-	0
11/14/13	Ind	L	TE	10	91	9.1	19t	1
12/1/13	@ Ind	L	TE	1	5	5.0	5	0
9/28/14	@ Ind	L	TE	5	84	16.8	31	1
12/28/14	Ind	L	TE	7	43	6.1	10	0
9/27/15	Ind	L	TE	7	68	9.7	19	0
1/3/16	@ Ind	L	TE	9	94	10.4	29	0
10/23/16	Ind	L	TE	7	84	12.0	26	1
11/20/16	@ Ind	L	TE	4	36	9.0	14	0
10/16/17	Ind	W	TE	4	17	4.3	10	0
Totals		1-9	10/10	54	522	9.7	31	3

CAREER STATS VS. THE COLTS: TITANS SPECIALISTS

PUNTERS

Brett Kern

Date	Opp	W-L	Num	Blk	Yds	Avg	Lg	TB	In20	NetAvg	
12/6/09	@ Ind	L	2	0	78	39.0	46	0	1	39.0	
12/9/10	Ind	L	4	0	165	41.3	46	0	0	41.3	
1/2/11	@ Ind	L	5	0	211	42.2	48	0	2	42.2	
10/30/11	Ind	W	8	0	330	41.3	55	2	2	34.1	
12/18/11	@ Ind	L	7	0	329	47.0	58	0	3	45.0	
10/28/12	Ind	L	3	0	130	43.3	61	0	1	39.0	
12/9/12	@ Ind	L	3	0	165	55.0	57	0	1	47.0	
11/14/13	Ind	L	3	0	117	39.0	48	0	0	34.0	
12/1/13	@ Ind	L	6	0	222	37.0	50	0	4	32.2	
9/28/14	@ Ind	L	6	0	265	44.2	55	0	2	41.8	
12/28/14	Ind	L	7	0	383	54.7	79	1	3	46.1	
9/27/15	Ind	L	5	0	212	42.4	49	0	2	42.4	
1/3/16	@ Ind	L	6	0	300	50.0	52	0	2	47.0	
10/23/16	Ind	L	4	0	188	47.0	62	0	3	42.5	
11/20/16	@ Ind	L	5	0	219	43.8	57	1	1	37.4	
10/16/17	Ind	W	1	0	44	44.0	44	0	1	44.0	
Totals			2-14	75	0	3,358	44.8	79	4	28	40.9

RETURNERS

Adoree' Jackson

Date	Opp	W-L	PR	FC	Yds	Avg	Lg	TD	KR	Yds	Avg	Lg	TD
10/16/17	Ind	W	0	0	0	-	-	0	2	46	23.0	40	0
Totals			1-0	0	0	-	-	0	2	46	23.0	40	0

Eric Weems

Date	Opp	W-L	PR	FC	Yds	Avg	Lg	TD	KR	Yds	Avg	Lg	TD
11/6/11	@ Ind	W	3	2	19	6.3	11	0	0	0	-	-	0
9/9/12	Ind	W	-	-	-	-	-	-	-	-	-	-	-
11/22/15	Ind	L	1	2	1	1.0	1	0	1	26	26.0	26	0
10/16/17	Ind	W	2	0	15	7.5	13	0	0	0	-	-	0
Totals			3-1	6	4	35	5.8	13	0	1	26	26.0	0

KICKERS

Ryan Succop

Date	Opp	W-L	FGM	FGA	Pct	XPM	XPA	1-19	20-29	30-39	40-49	50+	Lg	KO	TB
10/10/10	@ Ind	L	3	4	75.0	0	0	0-0	0-0	1-1	2-2	0-1	45	3	0
10/9/11	@ Ind	W	0	0	-	4	4	0-0	0-0	0-0	0-0	0-0	-	5	4
12/23/12	Ind	L	2	3	66.7	1	1	0-0	0-0	0-0	2-3	0-0	47	4	2
12/22/13	Ind	L	0	1	0.0	1	1	0-0	0-0	0-0	0-1	0-0	-	2	2
9/28/14	@ Ind	L	1	1	100.0	2	2	0-0	0-0	1-1	0-0	0-0	36	4	2
12/28/14	Ind	L	1	1	100.0	1	1	0-0	0-0	1-1	0-0	0-0	31	3	0
9/27/15	Ind	L	2	2	100.0	3	3	0-0	1-1	1-1	0-0	0-0	38	6	6
1/3/16	@ Ind	L	1	1	100.0	3	3	0-0	0-0	0-0	1-1	0-0	49	5	4
10/23/16	Ind	L	2	2	100.0	2	2	0-0	0-0	0-0	2-2	0-0	48	5	4
11/20/16	@ Ind	L	1	1	100.0	2	2	0-0	0-0	0-0	1-1	0-0	47	4	2
10/16/17	Ind	W	5	5	100.0	3	3	0-0	1-1	1-1	3-3	0-0	48	9	4
Totals			2-9	18	21	85.7	22	22	0-0	2-2	5-5	11-13	49	50	30

CAREER STATS VS. THE COLTS: TITANS DEFENSE

Daren Bates (LB)

Date	Opp	W-L	G/S	Tackle	Sack	Int	FF	FR
11/10/13	@ Ind	W		0	0	0	0	0
12/24/16	Ind	W		0	0	0	0	0
10/16/17	Ind	W		0	0	0	0	0
Totals			3-0	3/0	0	0	0	0

Kevin Byard (S)

Date	Opp	W-L	G/S	Tackle	Sack	Int	FF	FR
10/23/16	Ind	L		0	0	0	0	0
11/20/16	@ Ind	L	FS	2	0	0	0	0
10/16/17	Ind	W	FS	3	0	0	0	0
Totals			1-2	3/2	5	0	0	0

Jayon Brown (LB)

Date	Opp	W-L	G/S	Tackle	Sack	Int	FF	FR
10/16/17	Ind	W		3	0	0	0	0
Totals			1-0	1/0	3	0	0	0

CAREER STATS VS. THE COLTS: TITANS DEFENSE

Jurrell Casey (DT)

Date	Opp	W-L	G/S	Tackle	Sack	Int	FF	FR
10/30/11	Ind	W	DT	5	0	0	0	0
12/18/11	@ Ind	L	DT	6	0	0	0	0
10/28/12	Ind	L	DT	5	0	0	0	0
12/9/12	@ Ind	L	DT	4	0	0	0	0
11/14/13	Ind	L	DT	4	0	0	0	0
12/1/13	@ Ind	L	DT	9	2.0	0	0	0
9/28/14	@ Ind	L	DT	4	0	0	0	0
12/28/14	Ind	L	DT	3	0	0	0	0
9/27/15	Ind	L	DT	3	1.0	0	0	0
1/3/16	@ Ind	L	DT	6	0	0	0	0
10/23/16	Ind	L	DT	2	0	0	0	0
11/20/16	@ Ind	L	DT	4	0	0	0	0
10/16/17	Ind	W	DT	3	0	0	0	0
Totals		2-11	13/13	58	3.0	0	0	0

Johnathan Cyprien (S)

Date	Opp	W-L	G/S	Tackle	Sack	Int	FF	FR
9/29/13	Ind	L	SS	5	0	0	0	0
12/29/13	@ Ind	L	SS	6	0	0	0	0
9/21/14	Ind	L	SS	7	0	0	0	0
11/23/14	@ Ind	L	SS	8	0	0	0	0
10/4/15	@ Ind	L	SS	14	0	0	0	1
12/13/15	Ind	W	SS	6	0	1	0	0
10/2/16	Ind	W	SS	5	0	0	0	0
1/1/17	@ Ind	L	SS	6	0	0	0	0
Totals		2-6	8/8	57	0	1	0	1

Kevin Dodd (OLB)

Date	Opp	W-L	G/S	Tackle	Sack	Int	FF	FR
10/23/16	Ind	L		0	0	0	0	0
Totals		0-1	1/0	0	0	0	0	0

Adoree' Jackson (CB)

Date	Opp	W-L	G/S	Tackle	Sack	Int	FF	FR
10/16/17	Ind	W	CB	2	0	0	0	0
Totals		1-0	1/1	2	0	0	0	0

Austin Johnson (DL)

Date	Opp	W-L	G/S	Tackle	Sack	Int	FF	FR
11/20/16	@ Ind	L		2	0.5	0	0	0
10/16/17	Ind	W		1	0	0	0	0
Totals		1-1	2/0	3	0.5	0	0	0

DaQuan Jones (DL)

Date	Opp	W-L	G/S	Tackle	Sack	Int	FF	FR
9/28/14	@ Ind	L		1	0	0	0	0
12/28/14	Ind	L	DE	6	1.0	0	0	0
9/27/15	Ind	L	DE	4	0	0	0	0
1/3/16	@ Ind	L	DE	5	0	0	0	0
10/23/16	Ind	L	DE	3	0	0	0	0
11/20/16	@ Ind	L	DE	0	0	0	0	0
10/16/17	Ind	W	DE	2	0	0	0	0
Totals		1-6	7/6	21	1.0	0	0	0

David King (DE)

Date	Opp	W-L	G/S	Tackle	Sack	Int	FF	FR
10/16/17	Ind	W		0	0	0	0	0
Totals		1-0	1/0	0	0	0	0	0

Karl Klug (DE)

Date	Opp	W-L	G/S	Tackle	Sack	Int	FF	FR
10/30/11	Ind	W		2	1.0	0	0	0
12/18/11	@ Ind	L		1	0	0	0	0
10/28/12	Ind	L		0	0	0	0	0
12/9/12	@ Ind	L		3	2.0	0	0	0
11/14/13	Ind	L		1	0	0	0	0
12/1/13	@ Ind	L		3	1.0	0	1	0
9/28/14	@ Ind	L		4	0	0	0	0
12/28/14	Ind	L		0	0	0	0	0
9/27/15	Ind	L		3	1.0	0	1	0
1/3/16	@ Ind	L		1	0	0	0	0
10/23/16	Ind	L		3	0.5	0	0	0
11/20/16	@ Ind	L		0	0	0	0	0
10/16/17	Ind	W		2	0	0	0	0
Totals		2-11	13/0	23	5.5	0	2	0

Brice McCain (CB)

Date	Opp	W-L	G/S	Tackle	Sack	Int	FF	FR
11/8/09	@ Ind	L	CB	0	0	0	0	0
11/29/09	Ind	L		0	0	1	0	0
9/12/10	Ind	W	CB	7	0	0	0	0
11/1/10	@ Ind	L	CB	5	0	0	0	0
9/11/11	Ind	W		0	0	0	0	0
12/22/11	@ Ind	L		7	0	0	0	0
11/3/13	Ind	L		1	0	0	0	0
12/15/13	@ Ind	L	CB	1	0	0	0	0
10/26/14	Ind	W	CB	2	0	0	0	0
12/27/15	Ind	L	CB	3	0	0	0	0
10/23/16	Ind	L		3	0	0	0	0
11/20/16	@ Ind	L		1	0	1	0	0
10/16/17	Ind	W		0	0	0	0	0
Totals		4-9	13/6	30	0	2	0	0

Derrick Morgan (OLB)

Date	Opp	W-L	G/S	Tackle	Sack	Int	FF	FR
10/30/11	Ind	W	DE	4	0	0	0	0
12/18/11	@ Ind	L	DE	8	0	0	0	0
10/28/12	Ind	L	DE	2	0.5	0	1	0
12/9/12	@ Ind	L	DE	3	1.0	0	0	0
11/14/13	Ind	L	DE	5	1.0	0	0	0
12/1/13	@ Ind	L	DE	3	0	0	1	0
9/28/14	@ Ind	L	OLB	1	0	0	0	0
12/28/14	Ind	L	OLB	7	0	0	0	0
9/27/15	Ind	L	OLB	1	0	0	0	0
10/23/16	Ind	L	OLB	4	1.5	0	0	0
11/20/16	@ Ind	L	OLB	4	1.5	0	0	0
10/16/17	Ind	W	OLB	1	0	0	0	0
Totals		2-10	12/12	43	5.5	0	2	0

Brian Orakpo (OLB)

Date	Opp	W-L	G/S	Tackle	Sack	Int	FF	FR
10/17/10	Ind	L	OLB	3	1.0	0	1	0
9/27/15	Ind	L	OLB	1	1.0	0	0	0
1/3/16	@ Ind	L	OLB	4	0	0	0	0
10/23/16	Ind	L	OLB	2	0	0	0	0
11/20/16	@ Ind	L	OLB	5	0	0	0	0
10/16/17	Ind	W	OLB	1	0	0	0	0
Totals		1-5	6/6	16	2.0	0	1	0

CAREER STATS VS. THE COLTS: TITANS DEFENSE

Nate Palmer (LB)

Date	Opp	W-L	G/S	Tackle	Sack	Int	FF	FR
10/23/16	Ind	L		0	0	0	0	0
11/20/16	@ Ind	L		0	0	0	0	0
10/16/17	Ind	W		0	0	0	0	0
Totals		1-2	3/0	0	0	0	0	0

Kalan Reed (CB)

Date	Opp	W-L	G/S	Tackle	Sack	Int	FF	FR
None								
Totals		0-0	0/0	0	0	0	0	0

Curtis Riley (DB)

Date	Opp	W-L	G/S	Tackle	Sack	Int	FF	FR
10/16/17	Ind	W		2	0	0	0	0
Totals		1-0	1/0	2	0	0	0	0

Logan Ryan (CB)

Date	Opp	W-L	G/S	Tackle	Sack	Int	FF	FR
11/16/14	@ Ind	W		3	0	0	0	0
10/18/15	@ Ind	W	CB	11	0	0	0	0
10/16/17	Ind	W	CB	3	0	0	0	0
Totals		3-0	3/2	17	0	0	0	0

Da'Norris Searcy (S)

Date	Opp	W-L	G/S	Tackle	Sack	Int	FF	FR
11/25/12	@ Ind	L		4	0	0	0	0
9/27/15	Ind	L	SS	4	0	0	0	0
1/3/16	@ Ind	L	SS	3	0	1	0	0
10/23/16	Ind	L	SS	2	0	0	0	0
11/20/16	@ Ind	L	SS	2	0	0	0	0
10/16/17	Ind	W	SS	2	0	0	0	0
Totals		1-5	6/5	17	0	1	0	0

LeShaun Sims (CB)

Date	Opp	W-L	G/S	Tackle	Sack	Int	FF	FR
10/23/16	Ind	L		0	0	0	0	0
11/20/16	@ Ind	L		0	0	0	0	0
10/16/17	Ind	W		1	0	0	0	0
Totals		1-2	3/0	1	0	0	0	0

Brynden Trawick (S)

Date	Opp	W-L	G/S	Tackle	Sack	Int	FF	FR
10/5/14	@ Ind	L		1	0	0	0	0
12/24/16	Ind	W		0	0	0	0	0
10/16/17	Ind	W		0	0	0	0	0
Totals		2-1	3/0	1	0	0	0	0

Erik Walden (OLB)

Date	Opp	W-L	G/S	Tackle	Sack	Int	FF	FR
9/21/09	Ind	L		0	0	0	0	0
10/7/12	@ Ind	L	OLB	3	0	0	0	0
10/16/17	Ind	W		2	0	0	0	0
Totals		1-2	3/1	5	0	0	0	0

Sylvester Williams (DL)

Date	Opp	W-L	G/S	Tackle	Sack	Int	FF	FR
10/20/13	@ Ind	L		2	0	0	0	0
9/7/14	Ind	W	DT	3	0	0	0	0
11/8/15	@ Ind	L	NT	1	0	0	0	0
9/18/16	Ind	W	NT	0	0	0	0	0
Totals		2-2	4/3	6	0	0	0	0

Avery Williamson (ILB)

Date	Opp	W-L	G/S	Tackle	Sack	Int	FF	FR
9/28/14	@ Ind	L		9	0	0	0	0
12/28/14	Ind	L	ILB	6	0	0	0	0
9/27/15	Ind	L	ILB	12	0	0	0	0
1/3/16	@ Ind	L	ILB	10	0	0	0	0
10/23/16	Ind	L	ILB	9	0	0	0	0
11/20/16	@ Ind	L	ILB	10	0	0	0	0
10/16/17	Ind	W	ILB	6	0	0	1	0
Totals		1-6	7/6	62	0	0	1	0

Wesley Woodyard (LB)

Date	Opp	W-L	G/S	Tackle	Sack	Int	FF	FR
12/13/09	@ Ind	L		3	0	0	0	0
9/26/10	Ind	L		0	0	0	0	0
9/28/14	@ Ind	L	ILB	12	0	1	0	0
12/28/14	Ind	L	ILB	9	0	0	0	0
9/27/15	Ind	L		1	0	0	0	0
1/3/16	@ Ind	L		4	0	0	0	0
10/23/16	Ind	L	ILB	4	0	0	0	0
11/20/16	@ Ind	L	ILB	8	0	0	0	0
10/16/17	Ind	W	ILB	8	0	0	0	1
Totals		1-8	9/5	49	0	1	0	1



PROJECTED TITANS LINEUP

OFFENSIVE STARTERS

WR 18-Rishard Matthews (6-0, 217, 6th year, Nevada) - After arriving in 2016 as a free agent, he led the Titans with 945 receiving yards and nine touchdown catches and tied for the team lead with 65 receptions. All three set career highs. In four years with Miami, he totaled 107 catches, 1,396 yards and eight touchdowns.

	G	GS	Rec	Yds	Avg	Lg	TD
2017	10	9	41	626	15.3	75t	3
Career	75	35	213	2,967	13.9	75t	20

TE 82-Delanie Walker (6-2, 248, 12th Year, Central Missouri) - The 2013 free agent acquisition played seven years with the 49ers before arriving in Tennessee. The former sixth-round pick led NFL tight ends with 94 catches in 2015 and in 2016 set a career high with seven touchdown receptions. He made the Pro Bowl both years.

	G	GS	Rec	Yds	Avg	Lg	TD
2017	10	8	49	550	11.2	42	0
Career	169	92	454	5,364	11.8	68	31

LT 77-Taylor Lewan (6-7, 309, 4th Year, Michigan) - The team's first round pick in 2014 (11th overall) started 37 total games at left tackle in his first three seasons. In 2016, he started 16 games and earned his first Pro Bowl berth.

2017 G/GS: 10/10, Career G/GS: 52/47

LG 67-Quinton Spain (6-4, 330, 3rd Year, West Virginia) - Spain joined the Titans as a rookie free agent after playing in 50 career games at West Virginia. He started 19 total games in his first two seasons at left guard.

2017 G/GS: 8/8, Career G/GS: 29/27

C 60-Ben Jones (6-3, 308, 6th Year, Georgia) Added as an unrestricted free agent in 2016, the former fourth-round pick played in 64 games in four previous seasons with the Houston Texans. He started every game during his first year in Tennessee.

2017 G/GS: 10/10, Career G/GS: 90/69

RG 64-Josh Kline (6-3, 300, 5th Year, Kent State) - Kline was claimed off waivers in 2016 after spending his first three NFL seasons with the Patriots, seeing time at both guard spots. He started 14 games as right guard in his first campaign in Tennessee.

2017 G/GS: 10/10, Career G/GS: 57/42

RT 78-Jack Conklin (6-6, 308, 2nd Year, Michigan State) - Conklin was the eighth-overall draft pick in 2016 following three years primarily as a left tackle at Michigan State. He started all 16 games as a rookie and was named first-team All-Pro.

2017 G/GS: 10/10, Career G/GS: 26/26

WR 84-Corey Davis (6-3, 209, Rookie, Western Michigan) - The fifth-overall draft pick in 2017 set an FBS record with 5,285 career receiving yards. He became the first FBS player with at least 5,000 yards, 300 catches (332; fourth in FBS history) and 50 touchdowns (52; second in FBS history).

	G	GS	Rec	Yds	Avg	Lg	TD
2017/Career	5	4	16	176	11.0	23	0

QB 8-Marcus Mariota (6-4, 222, 3rd Year, Oregon) - The 2015 second-overall draft pick's 93.8 passer rating ranked sixth in NFL history in a player's first two seasons, during which time he passed for 6,244 yards and 45 touchdowns with 19 interceptions in 27 games. His 16 games with at least two touchdown passes in his first two seasons tied for third all-time.

Passing	G	GS	Att	Cmp	Pct	Yds	TD	Int	Lg	Sk	Rate
2017	9	9	281	176	62.6	2,089	8	10	75t	17	79.9
Career	36	36	1,102	682	61.9	8,333	53	29	75t	78	90.2
Rushing	Att	Yds	Avg	Lg	TD						
2017	37	186	5.0	34t	4						
Career	131	787	6.0	87t	8						

FB 45-Jalston Fowler (5-11, 254, 3rd Year, Alabama) - The fourth-round pick played in all 32 games during his first two seasons. He helped the Titans finish third in rushing in 2016.

	G	GS	Att	Yds	Avg	Lg	TD	Rec	Yds	Avg	Lg	TD
2017	10	1	2	4	2.0	3t	1	0	0	0	0	0
Career	42	7	10	20	2.0	3t	2	6	58	9.7	19	1

RB 29-DeMarco Murray (6-1, 220, 7th Year, Oklahoma) - The Titans acquired Murray in a 2016 trade after five previous years in Dallas (2011-14) and Philadelphia (2015). In 2016, he led the AFC and ranked third in the NFL in rushing (1,287 yards), earning his third Pro Bowl berth. He was the 2014 NFL Offensive Player of the Year (1,845 rushing yards).

	G	GS	Att	Yds	Avg	Lg	TD	Rec	Yds	Avg	Lg	TD
2017	10	10	117	443	3.8	75t	4	28	192	6.9	18	1
Career	94	81	1537	6,958	4.5	91t	47	296	2,091	7.1	44	6

KEY OFFENSIVE RESERVES

QB 16-Matt Cassel (6-4, 228, 13th Year, Southern California) - The 2016 free-agent signee spent 11 previous seasons with New England, Kansas City, Minnesota, Buffalo and Dallas. He was a seventh-round pick with the Patriots in 2005 and made the Pro Bowl with the Chiefs in 2010. In 2016, he played in four games with one start.

	G	GS	Att	Cmp	Pct	Yds	TD	Int	Lg	Sk	Rate
2017	2	1	42	25	59.5	162	1	2	17	8	55.9
Career	105	81	2,666	1,571	58.9	17,449	104	81	79t	209	78.8

WR 87-Eric Decker (6-3, 214, 8th Year, Minnesota) - Added as a free agent late in the 2017 offseason, he spent his first four NFL seasons in Denver and the next three campaigns with the Jets, totaling 385 catches for 5,253 yards and 52 touchdowns during that time.

	G	GS	Rec	Yds	Avg	Lg	TD
2017	10	4	31	303	9.8	27	1
Career	105	79	416	5,556	13.4	74t	53

TE 81-Jonnu Smith (6-3, 248, Rookie, Florida International) - The third-round pick played four seasons at Florida International, where he tallied 178 receptions for 2,001 yards with 18 touchdowns.

	G	GS	Rec	Yds	Avg	Lg	TD
2017/Career	10	8	13	127	9.8	32t	2

RB 22-Derrick Henry (6-3, 247, 2nd Year, Alabama) - The Heisman Trophy winner was drafted in the second round (45th overall) after rushing for an Alabama-record 3,591 yards and 42 touchdowns. He played in 15 games as a rookie, rushing for 490 yards and five scores.

	G	GS	Att	Yds	Avg	Lg	TD	Rec	Yds	Avg	Lg	TD
2017	10	0	101	441	4.4	72t	3	6	45	7.5	14	0
Career	25	2	211	931	4.4	72t	8	19	182	9.6	29	0

G/T 71-Dennis Kelly (6-8, 321, 6th Year, Purdue) - The former fifth-round pick was acquired in a 2016 trade with the Eagles. In his first year in Tennessee, he played in all 16 games with six starts as an extra tight end, a package in which he saw extensive time.

2017 G/GS: 10/1, Career G/GS: 56/22

WR 13-Taywan Taylor (5-11, 203, Rookie, Western Kentucky) - The third-round pick set WKU career records with 253 receptions, 4,234 receiving yards and 41 receiving touchdowns, and he also set single-season records with 98 receptions, 1,730 yards and 17 touchdowns.

	G	GS	Rec	Yds	Avg	Lg	TD
2017/Career	10	3	13	208	16.0	53t	1

SPECIALISTS

P 6-Brett Kern (6-2, 214, 10th Year, Toledo) - Claimed off waivers from the Broncos during the 2009 season, Kern is the Titans' career leader in both gross punting and net punting average. He ranks second in team history in career punts.

	G	Punt	Blk	Yds	Avg	Lg	TB	I20	NetAvg
2017	10	47	0	2,438	51.9	74	5	16	45.6
Career	154	732	4	33,483	45.7	79	49	267	39.9

KR 14-Eric Weems (5-9, 195, 10th Year, Bethune-Cookman) - Prior to joining the Titans in 2017, Weems spent his first nine seasons with the Falcons (2007-2011 and 2014-2016) and Bears (2012-2013). He was named to the Pro Bowl in 2010 and helped the Falcons to an NFC Championship in 2016.

Receiving	G	GS	Rec	Yds	Avg	Lg	TD				
2017	10	0	1	5	5.0	5	0				
Career	145	7	39	358	9.2	40	4				
Returns	PR	FC	Yds	Avg	Lg	TD	KR	Yds	Avg	Lg	TD
2017	2	0	15	7.5	13	0	2	18	9.0	18	0
Career	123	91	1,324	10.8	73	1	167	4,030	24.1	102t	1

PROJECTED TITANS LINEUP

GAME PREVIEW

TEAM NOTES

PLAYER NOTES

MEDIA

STATISTICS

ROSTERS

K 4-Ryan Succop (6-2, 218, 9th Year, South Carolina) - The former seventh-round pick was signed in 2014 after five seasons in Kansas City. His 91.7 percent success rate on field goals in 2016 set a career high and ranked third in franchise history.

	G	FGM	FGA	Pct	Lg	XPM	XPA	Pts
2017	10	23	27	85.2	52	21	22	90
Career	138	197	236	83.5	54	276	281	867

SS 37-Johnathan Cyprien (6-0, 223, 5th Year, Florida International) - The former second-round pick spent four seasons with the Jaguars before joining the Titans in 2017. He started 60 games in Jacksonville and in 2016 led all NFL safeties with 126 tackles.

	GP	GS	Tackle	Sack	TFL	QBP	Int	PD	FF	FR
2017	4	4	23	0.0	0	1	0	0	0	0
Career	64	64	465	2.0	NA	NA	2	15	4	2

DEFENSIVE STARTERS

DE 90-DaQuan Jones (6-4, 322, 4th Year, Penn State) - The 2014 fourth-round pick was one of two Titans who started every contest in 2015 and 2016. His 2016 season included 29 tackles, 1.5 sacks and a fumble recovery for a touchdown.

	GP	GS	Tackle	Sack	TFL	QBP	Int	PD	FF	FR
2017	10	10	28	0.0	0	5	0	0	0	0
Career	49	43	137	2.5	5	31	0	0	1	2

FS 31-Kevin Byard (5-11, 212, 2nd Year, Middle Tennessee State) - As a rookie in 2016, the third-round pick's 63 tackles were the most by a Titans rookie safety since 2002. He totaled a school-record 19 career interceptions at MTSU.

	GP	GS	Tackle	Sack	TFL	QBP	Int	PD	FF	FR
2017	10	10	50	0.0	4	2	6	15	0	1
Career	26	17	113	1.0	9	5	6	19	0	1

NT 96-Sylvester Williams (6-2, 313, 5th Year, North Carolina) - The former first-round pick joined the Titans as an unrestricted free agent in 2017 after spending his first four NFL seasons in Denver. He played in 60 games for the Broncos and helped the defense finish in the NFL's top four overall rankings (yards allowed) three times.

	GP	GS	Tackle	Sack	TFL	QBP	Int	PD	FF	FR
2017	9	5	11	0.0	1	0	0	0	0	0
Career	69	53	105	5.5	6	NA	0	2	0	1

CB 26-Logan Ryan (5-11, 195, 5th Year, Rutgers) - The former third-round draft choice was with New England for four seasons before arriving in Tennessee. He totaled 40 starts and 13 interceptions with the Patriots and was a part of two Super Bowl Championships.

	GP	GS	Tackle	Sack	TFL	QBP	Int	PD	FF	FR
2017	10	10	52	0.0	2	0	0	11	1	0
Career	74	50	303	2.5	NA	NA	13	52	4	0

DT 99-Jurrell Casey (6-1, 305, 7th Year, USC) - The third-round draft pick only missed two games in his first six seasons. He earned second-team AP All-Pro honors in 2013 and was named to the Pro Bowl in 2015 and 2016. He had at least five sacks every year from 2013-2016.

	GP	GS	Tackle	Sack	TFL	QBP	Int	PD	FF	FR
2017	10	10	39	3.0	3	17	0	0	0	0
Career	104	102	506	36.0	44	123	0	15	4	2

KEY DEFENSIVE RESERVES

OLB 91-Derrick Morgan (6-4, 261, 8th Year, Georgia Tech) - The former first-round pick's 32.5 sacks from 2012-2016 led the Titans. In 2016, he set career highs with nine sacks and a team-high 56 pressures and finished the season ranked 10th in franchise history in career sacks.

	GP	GS	Tackle	Sack	TFL	QBP	Int	PD	FF	FR
2017	10	10	27	6.0	6	37	0	1	0	2
Career	101	90	370	42.5	40	181	0	22	5	4

LB 55-Jayon Brown (6-0, 226, Rookie, UCLA) - The fifth-round pick started 21 games over his final two years at UCLA and led the team in tackles in each of those campaigns. His senior totals included 119 stops and three interceptions.

	GP	GS	Tackle	Sack	TFL	QBP	Int	PD	FF	FR
2017/Career	10	0	44	0.0	1	2	0	3	0	0

ILB 54-Avery Williamson (6-1, 246, 4th Year, Kentucky) - The Milan, Tenn., native was a fifth-round pick in 2014. In 2016, he led the team in tackles for the second consecutive campaign, and his 149 stops were the most by a Titans defender since 2010.

	GP	GS	Tackle	Sack	TFL	QBP	Int	PD	FF	FR
2017	10	10	78	0.0	1	2	0	1	1	0
Career	57	53	471	8.5	24	32	2	7	2	2

DL 94-Austin Johnson (6-4, 314, 2nd Year, Penn State) - The 2016 second-round pick appeared in 10 games as a rookie. His totals included 15 tackles and a half sack.

	GP	GS	Tackle	Sack	TFL	QBP	Int	PD	FF	FR
2017	10	0	15	0.0	0	0	0	0	0	0
Career	20	0	30	0.5	1	1	0	1	0	0

ILB 59-Wesley Woodyard (6-0, 233, 10th Year, Kentucky) - The 2014 unrestricted free agent signee from the Broncos played in all 48 games during his first three seasons in Tennessee (38 starts). He was named a team captain in 2016 for the ninth time in his career.

	GP	GS	Tackle	Sack	TFL	QBP	Int	PD	FF	FR
2017	10	10	114	2.0	10	9	0	4	0	1
Career	145	88	842	19.5	NA	NA	8	32	7	3

CB 23-Brice McCain (5-9, 190, 9th Year, Utah) - The former sixth-round pick was with Houston (2009-2013), Pittsburgh (2014) and Miami (2015) before landing in Tennessee. In 2016, he recorded two interceptions in 16 games (10 starts).

	GP	GS	Tackle	Sack	TFL	QBP	Int	PD	FF	FR
2017	10	0	6	0.0	0	0	0	2	0	0
Career	126	40	218	0.5	NA	NA	11	63	0	1

OLB 98-Brian Orakpo (6-4, 257, 9th Year, Texas) - The former first-round pick arrived in Tennessee as an unrestricted free agent after six seasons with the Redskins (2009-14). He started every game in his first two seasons in Tennessee, and in 2016 he was named to his fourth Pro Bowl after leading the team with 10.5 sacks.

	GP	GS	Tackle	Sack	TFL	QBP	Int	PD	FF	FR
2017	10	10	38	2.5	7	55	0	2	3	0
Career	113	113	468	60.0	69	286	1	29	11	3

SS 21-Da'Norris Searcy (5-11, 207, 7th Year, North Carolina) - A fourth-round selection by the Bills in 2011, he played in 62 games in his four seasons in Buffalo. In 2016, he intercepted one pass and set career highs in starts (14) and passes defended (eight).

	GP	GS	Tackle	Sack	TFL	QBP	Int	PD	FF	FR
2017	10	6	23	0.0	1	0	1	2	0	0
Career	101	56	319	4.5	13	6	8	28	3	3

CB 25-Adoree' Jackson (5-11, 185, Rookie, USC) - The 18th-overall draft pick won the 2016 Jim Thorpe Award as the nation's top defensive back. He scored 15 total touchdowns and intercepted six passes during three college seasons.

	Defense GP	GS	Tackle	Sack	TFL	QBP	Int	PD	FF	FR
2017/Career	10	10	47	0.0	4	0	0	16	2	0

	Returns	PR	FC	Yds	Avg	Lg	TD	KR	Yds	Avg	Lg	TD
2017/Career	20	6	197	9.9	46	0	18	378	21.0	48	0	

CB 36-LeShaun Sims (6-0, 203, 2nd Year, Southern Utah) - The fifth round pick played in all 16 games with 10 starts as a rookie and tied for second on the team with two interceptions. He was a four-year starter and tallied eight interceptions in college.

	GP	GS	Tackle	Sack	TFL	QBP	Int	PD	FF	FR
2017	9	5	19	0.0	1	0	0	3	1	0
Career	22	7	37	0.0	2	0	1	9	1	0

OLB 93-Erik Walden (6-2, 250, 10th Year, Middle Tennessee State) - The MTSU product and former sixth-round pick previously spent time with the Chiefs, Dolphins, Packers and most recently the Colts (2013-16). He totaled 11 sacks in 2016.

	GP	GS	Tackle	Sack	TFL	QBP	Int	PD	FF	FR
2017	10	0	24	2.0	1	15	0	0	0	1
Career	139	86	430	34.0	NA	NA	2	10	7	3

LAST WEEK VS. THE STEELERS

Titans 17, Steelers 40 Week 11 • Thursday, Nov. 16, 2017 • 8:25 p.m. ET • Heinz Field



GAME RECAP

In Week 11 of the 2017 season, the Titans traveled to Pittsburgh to face the Steelers in a primetime Thursday Night Football showdown and lost by a score of 40-17.

The Pittsburgh offense took a quick 7-0 lead as Steelers QB **Ben Roethlisberger** led his team on a 75-yard scoring drive capped off by a 41-yard touchdown pass to Steelers WR **Antonio Brown**. Tennessee took the field for its first offensive possession, but on the third play of the drive QB **Marcus Mariota** threw a 26-yard interception to Steelers CB **Mike Hilton**. Pittsburgh capitalized on the Titans turnover and tacked on a 41-yard field goal to increase their lead, 10-0. The Tennessee offense took the field again, and with the help of third down conversion receptions by WRs **Rishard Matthews** and **Corey Davis**, Mariota was able to find the endzone as he rushed in a seven-yard touchdown to cut Pittsburgh's lead to 10-7.

In the second quarter, Tennessee drove down the field into Pittsburgh territory but was forced to settle for a field goal attempt. However, K **Ryan Succop's** kick was blocked by Steelers LB **T.J. Watt**. As Mariota threw his second interception, Pittsburgh was able to tack on two more field goals in the second quarter on back-to-back possessions to end the first half up, 16-7.

On the first play of the third quarter, Mariota hit Matthews for a 75-yard touchdown to cut Pittsburgh's lead to 16-14. The Steelers responded as Roethlisberger connected with Brown for the second time on a five-yard touchdown pass to get ahead, 23-14. On the Titans' following possession, TE **Delanie Walker** helped get Tennessee in Pittsburgh territory with a 42-yard reception on second-and five. Succop converted a 44-yard field goal as the Titans inched closer to Pittsburgh, 23-17.

On the first play of the fourth quarter, Roethlisberger capped a 12-play, 75-yard scoring drive with a one-yard touchdown pass to Steelers TE **Jesse James**. After a Titans punt, the Pittsburgh offense took the field again and Roethlisberger quickly connected with Brown for the third time in the contest, for a 10-yard touchdown reception as the Steelers increased the lead to 37-17. On the following Tennessee possession, Mariota

threw his third interception of the day as Steelers S **Robert Golden** picked the ball. The opportunistic Steelers capitalized on another Titans mistake and added another field goal to go up, 40-17. Tennessee was unable to engineer a comeback and fell to the Steelers in Pittsburgh by a final score of 40-17

SCORING

	1	2	3	4	Final
Tennessee	7	0	10	0	17
Pittsburgh	10	6	7	17	40

TEAM	SCORING PLAY	TIME
Steelers	A.Brown 41 yd. pass from B.Roethlisberger (C.Boswell kick)	1-12:25
Steelers	C.Boswell 41 yd. Field Goal	1-9:41
Titans	M.Mariota 7 yd. run (R.Succop kick)	1-3:05
Steelers	C.Boswell 28 yd. Field Goal	2-1:37
Steelers	C.Boswell 50 yd. Field Goal	2-0:18
Titans	R.Matthews 75 yd. pass from M.Mariota (R.Succop kick)	3-14:49
Steelers	A.Brown 5 yd. pass from B.Roethlisberger (C.Boswell kick)	3-10:01
Titans	R.Succop 44 yd. Field Goal	3-5:34
Steelers	J.James 1 yd. pass from B.Roethlisberger (C.Boswell kick)	4-14:56
Steelers	A.Brown 10 yd. pass from B.Roethlisberger (C.Boswell kick)	4-12:12
Steelers	C.Boswell 26 yd. Field Goal	4-5:21

Missed FGs: Succop, 48B
Attendance: 60,703
Time of Game: 3:17
Weather: Cloudy, 40° F, wind W 11-17 mph
Referee: Ronald Torbert

[CLICK TO WATCH HIGHLIGHTS](#)



TEAM STATISTICS

	Titans	Steelers
TOTAL FIRST DOWNS	17	25
THIRD DOWN EFFICIENCY	5-13-38%	4-12-33%
FOURTH DOWN EFFICIENCY	1-2-50%	0-1-0%
TOTAL NET YARDS	316	349
Plays - Avg.	60-5.3	69-5.1
NET YARDS RUSHING	52	65
Rushes - Avg.	21-2.5	21-3.1
NET YARDS PASSING	264	284
Sacks - Yards Lost	5-42	3-15
PASS ATT-COMP-INT	34-22-4	45-30-0
PUNTS - Avg.	3-47.3	3-50.7
PUNT RETURNS - Yards	1-10	2-23
KICKOFF RETURNS - Yards	5-103	1-21
INTERCEPTIONS - Yards	0-0	4-98
PENALTIES Number and Yards	9-65	7-61
FUMBLES - Lost	0-0	1-0
TOUCHDOWNS	2	4
EXTRA POINTS Made-Attempts	2-2	4-4
FIELD GOALS Made-Attempts	1-2	4-4
RED ZONE EFFICIENCY	1-2-50%	3-7-43%
GOAL TO GO EFFICIENCY	1-1-100%	2-3-67%
SAFETIES	0	0
GIVEAWAYS	4	0
TAKEAWAYS	0	4
TIME OF POSSESSION	28:20	31:40

TITANS STARTERS

OFFENSE	DEFENSE
WR 18 R.Matthews	DE 90 D.Jones
TE 82 D.Walker	DT 99 J.Casey
LT 77 T.Lewan	OLB 91 D.Morgan
LG 67 Q.Spain	ILB 59 W.Woodyard
C 60 B.Jones	ILB 54 A.Williamson
RG 64 J.Kline	OLB 98 B.Orakpo
RT 78 J.Conklin	CB 25 A.Jackson
WR 84 C.Davis	SS 37 J.Cyprien
QB 8 M.Mariota	FS 31 K.Byard
WR 13 T.Taylor	CB 26 L.Ryan
RB 29 D.Murray	CB 36 L.Sims

STEELERS STARTERS

OFFENSE	DEFENSE
WR 84 A.Brown	LDE 97 C.Heyward
LT 78 A.Villanueva	DB 31 M.Hilton
LG 73 R.Foster	RDE 91 S.Tuitt
C 53 M.Pouncey	LOLB 48 B.Dupree
RG 66 D.DeCastro	LILB 50 R.Shazier
RT 77 M.Gilbert	RILB 98 V.Williams
TE 81 J.James	ROLB 90 T.Watt
RB 26 L.Bell	LCB 24 C.Sensabaugh
WR 17 E.Rogers	FS 20 R.Golden
QB 7 B.Roethlisberger	SS 28 S.Davis
WR 19 J.Smith-Schuster	RCB 25 A.Burns

TITANS INDIVIDUAL STATISTICS

Rushing	Att	Yds	Avg	Lg	TD
D.Henry	7	32	4.6	16	0
D.Murray	8	10	1.3	5	0
M.Mariota	5	5	1.0	7	1
A.Jackson	1	5	5.0	5	0
Total	21	52	2.5	16	1

Passing	Att	Cmp	Yds	TD	Lg	IN	Rt
M. Mariota	33	22	306	1	75	4	66.8
E. Decker	1	0	0	0	0	0	39.6
Total	34	22	306	1	75	4	63.7

Receiving	No	Yds	Avg	Lg	TD
D.Walker	6	92	15.3	42	0
R.Matthews	5	113	22.6	75	1
D.Murray	5	37	7.4	13	0
E.Decker	3	37	12.3	24	0
C.Davis	3	27	9.0	15	0
Total	22	306	13.9	75	1

Interceptions	No	Yds	Avg	Lg	TD
Total	0	0	-	-	0

Leading Tacklers (Coaching Totals)
 A. Jackson 9-8-1; J. Cyprien 9-5-4; L. Ryan 7-5-2

Sacks: K. Klug 1; D. Morgan 1; E. Walden 1 **FF:** A. Jackson 1 **FR:** None

STEELERS INDIVIDUAL STATISTICS

Rushing	Att	Yds	Avg	Lg	TD
L.Bell	12	46	3.8	7	0
J.Conner	5	12	2.4	5	0
B.Roethlisberger	1	10	10.0	10	0
L.Jones	3	-3	-1.0	-1	0
Total	21	65	3.1	10	0

Passing	Att	Cmp	Yds	TD	Lg	IN	Rt
B. Roethlisberger	45	30	299	4	41	0	0115.0
Total	45	30	299	4	41	0	0115.0

Receiving	No	Yds	Avg	Lg	TD
A.Brown	10	144	14.4	41	3
L.Bell	9	57	6.3	14	0
J.James	5	21	4.2	11	1
J.Smith-Schuster	4	47	11.8	18	0
M.Bryant	2	30	15.0	20	0
Total	30	299	10.0	41	4

Interceptions	No	Yds	Avg	Lg	TD
S. Davis	1	41	41.0	41	0
C. Sensabaugh	1	32	32.0	32	0
M. Hilton	1	26	26.0	26	0
R. Golden	1	-1	-1.0	-1	0
Total	4	98	24.5	41	0

Leading Tacklers (Press Box Totals)
 R. Shazier 10-5-5; A. Burns 8-8-0; V. Williams 7-6-1

Sacks: C. Heyward 2; S. Tuitt 1; L. Walton 1; V. Williams 1 **FF:** None **FR:** None

GAME PREVIEW

TEAM NOTES

PLAYER NOTES

MEDIA

STATISTICS

ROSTERS

NOTES FROM LAST WEEK'S GAME

MARIOTA RUSHES FOR SCORE: In the first quarter, quarterback **Marcus Mariota** rushed for his fourth touchdown of the season. On third-and-goal, he scrambled for a score to give him his eighth career rushing touchdown. Among quarterbacks in 2017, Mariota's four rushing touchdowns are tied with Cleveland's **DeShone Kizer** and Carolina's **Cam Newton** for the second-most in the NFL. Dallas' **Dak Prescott** leads NFL quarterbacks with five rushing touchdowns.

MARIOTA PASSES YOUNG: In the second quarter, **Marcus Mariota** passed **Vince Young** (8,098 passing yards) for fifth place in franchise history in career passing yards. Mariota now trails only **Warren Moon** (33,685), **Steve McNair** (27,141), **George Blanda** (19,149) and **Dan Pastorini** (16,864) on the all-time list.

MARIOTA SETS CAREER LONG: On the first play of the third quarter, **Marcus Mariota** hit **Rishard Matthews** for a 75-yard touchdown. It was the longest pass of Mariota's career, topping his previous long, a 61-yard touchdown pass at New Orleans on Nov. 8, 2015.

MARIOTA OVER 300: **Marcus Mariota** completed 22 of 33 passes for 306 yards, recording his fifth career 300-yard passing game and his second of 2017.

MATTHEWS OVER 100: Wide receiver **Rishard Matthews** led the offense with 113 receiving yards on five catches. He reached the 100-yard mark for the first time in 2017 and the seventh time in his career.

CAREER LONG FOR MATTHEWS: **Rishard Matthews** turned a pass from **Marcus Mariota** into a 75-yard touchdown on the first play of the third quarter, giving the sixth-year wide receiver the longest reception of his career. His previous long was a 60-yard catch at Houston on Oct. 2, 2016.

TOUCHDOWN 20 FOR MATTHEWS: **Rishard Matthews'** touchdown against the Steelers was his third of 2017 and the 20th of his career. His 12 touchdown receptions since the beginning of the 2016 season put him in a tie for the eighth-highest total in the NFL during that time.

300 AND 100: **Marcus Mariota's** 306 passing yards and **Rishard Matthews'** 113 receiving yards gave the Titans a 300-yard passer and 100-yard receiver in the same game for the first time since Nov. 23, 2014, when **Zach Mettenberger** (345 passing yards) and **Delanie Walker** (155 receiving yards) combined to accomplish the feat.

WALKER LEADS IN RECEPTIONS AGAIN: Tight end **Delanie Walker** led the team with six receptions and had a season-high 92 receiving yards. It was the seventh time in 2017 he either led the club or tied for the team lead in receptions.

BIG CATCH BY WALKER: In the third quarter, **Delanie Walker** caught a



42-yard pass from **Marcus Mariota** to record his longest reception of the season. It also was Walker's 26th reception of 25 yards or longer since the beginning of the 2014 season, which ranks third in the NFL behind only Kansas City's **Travis Kelce** (27) and New England's **Rob Gronkowski** (44).

DEFENSE LIMITS BELL: The Titans defense limited Steelers running back **Le'Veon Bell**, who entered the game as the NFL's leading rusher in 2017, to 46 yards on 12 carries. Bell's longest rushing attempt was seven yards. As a team, the Steelers gained only 65 yards on 21 attempts for an average of 3.1 yards per carry.

STEELERS 33 PERCENT ON THIRD DOWN: For the sixth consecutive game, the Titans defense held its opponent under 38 percent on third down. The Steelers were 33.3 percent, converting on four of their 12 attempts. During the six-week span, which began with their matchup with the Miami Dolphins (Oct. 8), the Titans defense allowed only 21 conversions on third down in 75 attempts, a rate of only 28 percent.

MORGAN NOTCHES SACK: In the second quarter, outside linebacker **Derrick Morgan** sacked **Ben Roethlisberger** for a six-yard loss, which gave Morgan a team-high six sacks in 2017. His 42.5 career sacks rank ninth in franchise history.

KLUG RECORDS SACK: In the second quarter, defensive lineman **Karl Klug** sacked **Ben Roethlisberger** for a seven-yard loss. The play gave Klug 1.5 sacks in 2017 and 21.5 in his seven-year career.

SACK FOR WALDEN: In the third quarter, outside linebacker **Erik Walden** sacked **Ben Roethlisberger** for a three-yard loss. Walden notched his second sack of 2017 and the 34th of his 10-year career.

BUSY NIGHT FOR JACKSON: **Adoree' Jackson** returned five kickoffs for 103 yards, setting highs in both categories for his rookie season. Fielding punts, he had one return for 10 yards. He also recorded at least one rushing attempt for the third consecutive week, picking up five yards on his only carry against the Steelers.

STARTING 22: For the first time since the Sept. 10 regular season opener, all 22 of the team's listed starters at the beginning of the season were active.

INACTIVES: The Titans' inactive players were quarterback **Brandon Weeden**, wide receiver **Darius Jennings**, cornerback **Kalan Reed**, safety **Curtis Riley**, guard/center **Corey Levin**, outside linebacker **Kevin Dodd** and defensive end **David King**.



SELECT TITANS POSTGAME QUOTES

THURSDAY, NOV. 16, 2017

HEAD COACH MIKE MULARKEY

(opening statement)

It was a disappointing loss. We made too many critical mistakes against a good football team, a really good football team. Obviously, it caught up to us there in the second half. I feel like we had a slow start, responded and then kept coming back. We had opportunities to make it more of a game, and we just failed to do so. The dam kind of broke in the second half because of all of the mistakes.

(on tight end Delanie Walker's end zone drop)

Well, that's big. It's hard to get that open. It's hard to get plays like that. It takes a little bit of momentum away from you. That was a big play because that was where we were still going back and forth with them at that point.

(on if quarterback Marcus Mariota was 'trying to do too much' on his interceptions)

No. The first one sailed on him. There's no doubt on that. He could have used some help on the other ones, especially from some young guys. Some lessons learned from some young players.

(on if players need to 'fight back to the ball')

Yes, in this league you always have to coming back towards the ball. Defenders are always closing.

(on if it will be hard for younger players to watch tape of tonight's game)

I hope not hard. I hope it's something we can learn from. There's no better tape to teach from, I can tell you that. I think they already knew the answer once the play was over, but now you have to sit live and get to have a discussion about it.

(on the defense coming up with big stops in the first half)

Absolutely. Yes, they did. Those were huge stops to keep them to field goals. They were huge stops for us.

(on the Steelers second half adjustments)

Yes, they made more plays. They made a lot of plays. I mean, I don't know how you defend playing Antonio Brown. I don't know how you defend that. It's a great play.

(on if the defense planned to scheme for Steelers wide receiver Antonio Brown or if it was a question of him making plays)

A little bit. Well, he made a lot of plays. He's a good player. He was contested first touchdown with two guys there and he comes up. He's a good player. I thought the scheme, trying to stop him, obviously, hopefully would work. But, I mean, when good players perform like that, it's hard.

(on how good he felt about the Marcus Mariota to wider receiver Rishard Matthew touchdown pass on the first play of the second half)

Good. That's something – we put that play in at the half. Actually, we talked about it right before the half and we came and put it in. We saw the coverage and they hit it, and thought, 'This is good, this gets us right back in.' We knew we had to score on the opening drive to keep this thing close and keep us in it, and give us a chance to win. So as soon as we hit that, everybody felt like we got a chance for this game to win.

(on if the spot of the ball at the end of the first half was correct)

No, the spot was not correct. The spot cost us a field goal. It cost momentum. It cost a lot of things.

(on if he argued with the referees over the spot of the ball)

No, I didn't argue with them. They agreed it was the wrong spot. I'll be in trouble for that, but you know what, that's the way it is. Say it like it is. Quit hiding things. It was the wrong spot and it made a difference. We lost three points because of it.

(on if the margin for error is smaller for the Titans who have been winning games on resiliency)

I thought – again, we showed some of that resiliency again tonight. You can't turn the ball over against anybody, especially when you're playing a

good football team like Pittsburgh. You're really giving yourself no chance to win.

(on his message to the team after tonight's game)

They saw what I saw. You saw. They know we can't make some of those mistakes. We can't miss opportunities that we had. Against good teams, it's going to cost you. You're going to get beat bad. But, I think it's one game and there's a lot to learn from this, especially for some of our younger players that hopefully take it a little personal and come back to work and get back to work on Monday.

(on if he thinks playing on a big stage like Pittsburgh at night affected the players)

I didn't feel that. I feel like we were right into it.

(on if he thinks playing on a big stage like Pittsburgh at night affected the younger players)

No. I just think that's the nature of playing in these games, in any NFL game. They're all big games to young players.

(on the Steelers turning up the offense in the second half felt like being on the opposite end of how the Titans treated the Jaguars in Week 2 and Seahawks in Week 3)

They did. They did it a little differently, they did it by throwing the ball more. We ran the ball more effectively. They just made more plays in the second half, I mean, really made some plays. Ben (Roethlisberger) threw some great balls. But, that's the same result regardless of how you got to it, yes.

(on how the Titans made out injury-wise)

Kevin Byard had a shoulder that he came in and got checked out, he returned. Other than that, just some bumps and bruises. We really came out of it pretty clean.

(on if he attributes wide receiver Corey Davis' struggles to inexperience)

I just think he needs some experience. Most rookies have offseasons, and training camps and preseason games, and all those to give them some experience. His is live fire. Live fire, Thursday Night Football for your third game.

(on how Corey Davis improves without the benefit of an offseason regimen)

Learn from it, and next time come back to the ball cleaner.

(on how to deal with the loss until Week 12 which is 10 days away)

Just like we always do. Once we cover it it's going to be over, and we're moving on. There's nothing you can do about this. Once we go through the film with them tomorrow, this one's done.

QB MARCUS MARIOTA

(on how turnovers impacted the turnout of the game)

If you throw four interceptions, it's tough to win. A lot of credit to Pittsburgh, they made a bunch of plays and got the best of us.

(on the responsibility of tonight's interceptions)

Those are on me. When it comes down to it, I am the one who makes the decision to throw. It's just that simple.

(on his interception to Steelers cornerback Coty Sensabaugh)

They played a coverage that would allow me to go that direction. It just happens. [Corey Davis] is a young guy. I have to do a better job if it's not there either tucking it away or throwing it out of bounds.

(on wide receiver Rishard Matthews' 75-yard touchdown reception)

Rishard (Matthews) made a huge play. If you give yourselves an opportunity to get back in the game, that is a big play. That was all on him. He ran a great route, broke a few tackles and scored a long one.

T TAYLOR LEWAN

(on if tonight's game was a measuring stick for the Titans)

I don't really like to talk about measuring sticks even if we won. I don't like

SELECT TITANS POSTGAME QUOTES

dealing with measuring sticks, or this or that, or the other thing. It is a loss. I hate to lose. Last year it was the thing we wanted – to be in the position we are now. Now, we got a divisional opponent next week. Guys need to get healthy and we have an extra couple days to get healthy, which is great. Go in and get yourself a W. Like I said before, I think we are going to see these guys again and when we do, hopefully we will be ready and get a different result.

(on if 'too much' was put on quarterback Marcus Mariota)

That is literally an answer that I will never answer. I shouldn't be asked because like I said I'm a left tackle. The concepts I know are very little. I know what I have on each play, and do my best to be the best tackle in the NFL consistently. I try to do my job.

(on the performance of the offensive line the past few games)

I don't know to be totally honest with you. Like I said before, it's a team sport and we win as a team and lose as a team. That kind of situation, I don't really know. My job each and every game is to be the best left tackle I can possibly be, and to be a consistent blocker.

WR RISHARD MATTHEWS

(on tonight's game)

It was a tough loss. It's a good team over there, a good organization. The defense came out and played a hell of a game. Offensively, we just have to figure it out

(on if the game was a missed opportunity)

Yeah, I mean it's all good. It was a tough loss but we have a long season ahead of us. What are we, 6-4? That is still OK. Not great, but it's OK. We got plenty of games left to do what we do.

(on his 75-yard touchdown)

They said they were going to call a shot the first play. Marcus (Mariota) put a great ball out there, I just had to run under it and make a play. It was cool, but at the end of the day we didn't win.

TE DELANIE WALKER

(on his dropped pass in the end zone)

I took my eyes off of it. I just thought it was a for sure catch. It's one of the things our coaches at practice told us not to do, was never take your eyes off the ball. I did that. I put that on my shoulders. That could have been a momentum change in the game if I got that touchdown. Those things I don't usually do. Unfortunately, I dropped the pass by not keeping my eye on the football.

(on the offense's performance)

We just can't get the momentum going early in the game. When we did we put points on the board, but it was up and down. It really wasn't consistent. Their offense was more consistent than we were and ultimately, they put up more points on the board than we did.

2017 GAME-BY-GAME HIGHLIGHTS

Highlights from the Titans' regular season schedule:

Week 1 • Sept. 10, 2017 • RAIDERS 26 at Titans 16 • 0-1

The Titans open their season with 256 passing yards and a touchdown from Marcus Mariota, but Derek Carr completes two touchdown passes in the Raiders victory ... Oakland's Giorgio Tavecchio was perfect on four field goals in his debut ... The Titans go 1-for-3 in the red zone ... Corey Davis makes his NFL debut with six receptions for 69 yards ... The Titans cut the deficit to 23-16 with 4:49 remaining but Oakland drives to put the game away with a final field goal

Week 2 • Sept. 17, 2017 • TITANS 37 at Jaguars 16 • 1-1

After falling behind 3-0, the Titans score the game's next 30 points and finish six consecutive possessions with scores ... The Titans' tally includes 31 points in the second half ... The Titans defense recovers a Blake Bortles fumble and gets interceptions from Da'Norris Searcy and Curtis Riley ... Derrick Henry rushes for 92 yards on 14 carries, including a 17-yard touchdown ... Rookie tight end Jonnu Smith scores his first career touchdown on a 32-yard screen play.

Week 3 • Sept. 24, 2017 • Seahawks 27 at TITANS 33 • 2-1

The Titans score 24 points in the second half, including 21 in the third quarter ... Marcus Mariota completes touchdown passes to Rishard Matthews (55 yards) and Jonnu Smith (24 yards) ... DeMarco Murray rushes for 115 yards, including a 75-yard touchdown, and the team totals 195 yards on the ground ... Ryan Succop makes all five field goal attempts ... Seattle's Russell Wilson passes for 373 yards and four touchdowns.

Week 4 • Oct. 1, 2017 • Titans 14 at TEXANS 57 • 2-2

The Texans set a franchise record with 57 points, handing the Titans their sixth-largest loss (43 points) in franchise history ... The Texans score the game's first 21 points ... The Titans cut the lead to 24-14 on two touchdown runs by Marcus Mariota (34 yards and two yards), but Mariota then exits the game with a hamstring injury ... Texans rookie quarterback DeShaun Watson accounts for five total touchdowns (four passing, one rushing).

Week 5 • Oct. 8, 2017 • Titans 10 at DOLPHINS 16 • 2-3

Matt Cassel starts for an injured Marcus Mariota (hamstring) and throws a touchdown pass to tight end Phillip Supernaw ... The Dolphins defense records six sacks ... Each team commits two turnovers ... Jay Cutler completes a game-winning, six-yard touchdown pass to receiver Jarvis Landry in the fourth quarter ... The Dolphins also score on a 38-yard fumble recovery by safety Reshad Jones.

Week 6 • Oct. 16, 2017 • Colts 22 at TITANS 36 • 3-3

In a Monday night game, Marcus Mariota passes for 306 yards and a touchdown, and Ryan Succop connects on five field goals ... Mariota's 53-yard touchdown pass to receiver Taywan Taylor breaks a 22-22 tie in the fourth quarter, and Derrick Henry's 72-yard touchdown run seals the victory ... Henry totals 131 yards on 19 carries, and DeMarco Murray adds 40 rushing yards and a touchdown ... The Titans defense limits the Colts and quarterback Jacoby Brissett to 22 percent on third down in the game and 111 total yards in the second half ... Colts linebacker John Simon scores on a 26-yard interception return.

Week 7 • Oct. 22, 2017 • TITANS 12 at Browns 9 • 4-3

Ryan Succop's fourth field goal of the day, a 47-yarder with less than two minutes remaining in overtime, provides the victory in a game in which neither team reaches the end zone ... Titans safety Kevin Byard becomes the first NFL player since 2011 (Eagles safety Kurt Coleman) to record three interceptions in a game, victimizing DeShone Kizer twice and Cody Kessler once ... The Browns defense stops the Titans from scoring in the third quarter on a first-and-goal from the one-yard line ... In overtime, the Titans defense forces two three-and-outs leading to the game-winning kick.

Week 9 • Nov. 5, 2017 • Ravens 20 at TITANS 23 • 5-3

Marcus Mariota passes for 218 yards with touchdown passes to receivers Rishard Matthews and Eric Decker, the latter of which came with less than four minutes remaining ... Derrick Henry rushes for a one-yard touchdown ... Titans safety Kevin Byard records two interceptions off Joe Flacco, who also has two touchdown passes ... The Titans convert on all three chances in the red zone ... The Ravens outgain the Titans 341 to 257 and limit the Titans to 27 percent on third down.

Week 10 • Nov. 12, 2017 • Bengals 20 at TITANS 24 • 6-3

Marcus Mariota caps a 73-yard drive with a seven-yard, game-winning touchdown pass to DeMarco Murray with 36 seconds remaining in the fourth quarter ... Murray scores all three of the team's touchdowns (two rushing, one receiving) ... The Titans never trail until Andy Dalton's 70-yard touchdown pass to A.J. Green (115 receiving yards) with 5:03 remaining in the fourth quarter ... The Titans record a time of possession of 40:09 and go seven-of-15 on third down, while the Bengals are one-of-10 on third down.

Week 11 • Nov. 16, 2017 • Titans 17 at STEELERS 40 • 6-4

In a Thursday night game, Steelers quarterback Ben Roethlisberger throws four touchdown passes, including three to receiver Antonio Brown ... Brown finishes with 144 yards on 10 catches ... Marcus Mariota passes for 306 yards but is intercepted four times and sacked five times by the Steelers defense ... Mariota rushes for a seven-yard touchdown in the first quarter and completes a 75-yard touchdown to Rishard Matthews on the first play of the third quarter.

GAME PREVIEW

TEAM NOTES

PLAYER NOTES

MEDIA

STATISTICS

ROSTERS

EXECUTIVE VICE PRESIDENT/GENERAL MANAGER JON ROBINSON

Jon Robinson was hired as Titans general manager on Jan. 14, 2016 after spending two years as director of player personnel for the Tampa Bay Buccaneers. Nearly one year later, on Jan. 5, 2017, he was promoted to executive vice president/general manager.



"Jon has done great work since his arrival to our organization and this is a way to recognize that fact," controlling owner **Amy Adams Strunk** said upon promoting Robinson. "His leadership and football acumen helped change our culture and improve our team. He and Mike (Mularkey) deserve a great deal of credit for our turnaround this year and I am hopeful that will continue this coming year and into the future. This is an acknowledgement of his work and it puts him on equal footing with others in the league who direct football operations."

"This organization means the world to me and I am working on a daily basis to make it better," said Robinson. "I don't stand alone in this task of improving our team – from ownership, Mike and the coaches, the players who have bought in to our program, scouts and staff. We all have worked together to create a family and hopefully a culture of long-term success."

Early in the 2017 offseason, Robinson used free agency to address needs on defense and special teams. Most notably, he spearheaded deals for cornerback **Logan Ryan** (New England), safety **Johnathan Cyprien** (Jacksonville), nose tackle **Sylvester Williams** (Denver) and returner **Eric Weems** (Atlanta). In June, he led the charge to sign veteran wide receiver **Eric Decker** (New York Jets).

In the 2017 NFL Draft, Robinson spent first-round picks on wide receiver **Corey Davis** (fifth overall) and cornerback **Adoree' Jackson** (18th overall). It marked the first time the franchise had a pair of first-round draft selections since 1987. Davis and Jackson were the initial two players of a nine-player draft haul that also featured wide receiver **Taywan Taylor** and tight end **Jonnu Smith** in the third round.

In his first season as an NFL general manager, Robinson's leadership and decision-making helped the Titans triple their win total from the previous season, finishing 9-7 after a 3-13 finish in 2015. The six-win improvement tied for the most in franchise history (1967 and 1974) and doubled the previous club benchmark for the most wins in the first year under a new general manager (three by **Bum Phillips** in 1975).

Within his first four months on the job, Robinson made several key personnel decisions. On March 9, Robinson made his first major acquisition, swapping fourth-round draft picks with the Philadelphia Eagles in exchange for running back **DeMarco Murray**. The trade provided major dividends in 2016, as Murray led the AFC and ranked third in the NFL with 1,287 rushing yards. Murray also ranked fourth in the NFL in scrimmage yards (1,664) and first downs (84) and finished tied for seventh in total touchdowns (12).

Around the same time, Robinson began to work the free agent market. Center **Ben Jones** and wide receiver **Rishard Matthews** highlighted the haul, and both were instrumental in helping to transform the Titans offense into the 11th-ranked unit in the NFL. Jones started all 16 games and keyed a rushing attack that ranked third in the league, while Matthews set career highs with 65 receptions (tied for the team lead), a team-high 945 receiving yards and a team-high nine touchdown receptions. The latter number tied for sixth in the NFL and tied for ninth in franchise history.

On April 14, 2016, two weeks before the NFL Draft, Robinson and the Titans dealt the first overall pick to the Los Angeles Rams in one of the biggest trades in recent NFL history. The Titans gave up the No. 1 pick and a fourth-rounder in order to receive the 15th overall pick, two second-rounders and a third-rounder in 2016, plus the Rams' first- and third-round picks in 2017. From 1990–2015, there were seven trades involving the No. 1 overall pick, but this was the first since 2004, when the San Diego Chargers selected **Eli Manning** with the first pick and dealt his rights to the New York Giants.

The Titans had their hands at one point or another on 17 selections in the 2016 draft due to five different trades (including one trade in 2015), and in the end, they ended up with a class of 10 players, including four of the top 45 picks. Robinson swung a draft-day trade with the Cleveland Browns to move back up to the eighth slot to choose Michigan State tackle **Jack Conklin**.

All 10 members of Robinson's first draft class played in at least one game. They accumulated a total of 110 games played and 38 starts, including 16 starts at right tackle by Conklin. The eighth-overall pick capped his successful rookie campaign by being named first-team All-Pro by Associated Press. Other rookies in 2016 who made significant contributions included second-round running back **Derrick Henry**, third-round safety **Kevin**

TITANS PERSONNEL/SCOUTING STAFF

Jon Robinson	Executive Vice President/General Manager
Vin Marino	Vice President of Football Administration
Carly Mygrants	Executive Assistant to EVP & General Manager/Football Administration
Ryan Cowden	Director of Player Personnel
Brian Gardner	Director of Pro Scouting
Jon Salge	Director of College Scouting
Phil Neri	National Scout
Brandon Taylor	National Scout
Steve Hutchinson	Pro Scout
Kevin Turks	Pro Scout
Mike Boni	College Scout
Patrick Callaway	College Scout
Tom Roth	College Scout
Wes Slay	College Scout
Dale Thompson	College Scout
T.J. Earley	Scouting Coordinator
Casey Callahan	Scouting Assistant
Tosin Kazeem	Scouting Assistant

Byard and fifth-round wide receiver **Tajaé Sharpe**.

Robinson arrived in Tennessee with a wide range of experience from working his way up on the personnel side of the NFL. From 2014–2015, he served as director of player personnel for the Buccaneers and oversaw both college and pro departments as the team rebuilt its roster. The 2015 Buccaneers draft class made a significant impact, including four rookie starters: quarterback **Jameis Winston**, tackle **Donovan Smith**, guard **Ali Marpet** and linebacker **Kwon Alexander**.

"Our goal here is to win, bottom line," Robinson said after accepting the new job. "That is a measuring stick that all franchises are measured by. Mike (Mularkey) and I have an aligned vision of what we want this team to look like. We want tough players, we want coachable players, we want smart players and most importantly we want players with a team-first attitude. My role here is to insure we find those players. I will coach the personnel staff on the type of players that we want and identify the guys that are true fits of what we are looking for in a Titan."

Prior to joining Tampa Bay, Robinson spent 12 years with the New England Patriots, including his last five years (2009-13) as the director of college scouting. In the five years heading up their college scouting, the Patriots added a number of key components to their roster that won the Super Bowl in 2014, including wide receiver **Julian Edelman**, defensive back **Devin McCourty**, tight end **Rob Gronkowski**, tackle **Nate Solder** and defensive end **Chandler Jones**. He joined the Patriots as an area scout in 2002, a role he served for four seasons. Robinson then spent two years (2006-07) as a regional scout, before being promoted to assistant director



of college scouting in 2008 and then director of college scouting in 2009. In his time scouting for the Patriots the team won 10 division titles, four conference titles and two Super Bowls (2003, 2004).

"I was really most specifically on the college side as the college director (in New England). So my duties there were to organize all of the scouting of the college players in preparation for the draft and rookie free agency. When I got to Tampa, I was really exposed to everything as it relates to the day-to-day operations of running the football team, to the Monday meetings with the trainer and (general manager) Jason (Licht), working through the emergency list, the practice squad list, preparing for free agency, along with overseeing the college draft. It really opened my eyes to everything that goes on on a day-to-day basis, on a weekly basis, on a monthly basis that an NFL team has to prep for."

Robinson played three years at Southeast Missouri State as a defensive lineman after starting his college career at the Air Force Academy. Following his college career as a player, he spent one season (1998) coaching at his alma mater and three years (1999-2001) coaching at Nicholls State.

A native of Union City, Tenn., Robinson and his wife, Jaimie, have two daughters, Taylor and Bailey.

Jon Robinson's Background:

- 2017:** Tennessee Titans - Executive Vice President/General Manager
- 2016:** Tennessee Titans - General Manager
- 2014-15:** Tampa Bay Buccaneers - Director of Player Personnel
- 2009-13:** New England Patriots - Director of College Scouting
- 2006-07:** New England Patriots - Regional Scout
- 2002-05:** New England Patriots - Area Scout
- 1999-01:** Nicholls State - Assistant Coach
- 1998:** Southeast Missouri State - Assistant Coach

NEW GENERAL MANAGERS

Jon Robinson was the 13th general manager hired in franchise history. In his first season, he helped lead the Titans to a 9-7 record after inheriting a 3-13 squad from 2015. No new general manager for the club had ever before seen a win increase of more than three games in his first season.

Robinson's nine wins were one shy of the previous record for a first year general manager, a mark shared by **Mike Reinfeldt** (10-6 in 2007) and **Don Suman** (10-3-1 in 1961).

History of Titans/Oilers new general managers and improvement in first season:

New GM	1st Season	W-L in 1st Season	Team W-L Prev. Season	Win Improvement
Jon Robinson	2016	9-7	3-13	6
Ruston Webster	2012	6-10	9-7	-3
Mike Reinfeldt	2007	10-6	8-8	2
Floyd Reese	1994	2-14	12-4	-10
Mike Holovak	1989	9-7	10-6	-1
Ladd Herzeg	1981	7-9	11-5	-4
Bum Phillips	1975	10-4	7-7	3
Sid Gillman	1973	1-13	1-13	0
John Breen	1971	4-9-1	3-10-1	1
Don Klosterman	1966	3-11	4-10	-1
Carroll Martin	1964	4-10	6-8	-2
Frank "Pop" Ivy	1963	6-8	11-3	-5
Don Suman	1961	10-3-1	10-4	0

Among the four new NFL general managers hired in 2016, Robinson led the group by leading the Titans to six more wins than the previous season.

New NFL general managers in 2016:

New GM	Team	2016 W-L	Team's 2015 W-L	Win Improvement
Jon Robinson	Tennessee Titans	9-7	3-13	6
Chris Grier	Miami Dolphins	10-6	6-10	4
Bob Quinn	Detroit Lions	9-7	7-9	2
Paul DePodesta*	Cleveland Browns	1-15	3-13	-2

* Title is Chief Strategy Office

OFFSEASON VETERAN ROSTER ADDITIONS

53 DAREN BATES – LINEBACKER

Previous Team: Oakland Raiders
5-11 • 225 • Auburn • 5th NFL Season

Daren Bates was signed by the Titans in the opening days of free agency. He spent 2016 with the Oakland Raiders following three seasons with the St. Louis Rams.

A linebacker with significant special teams experience, Bates totaled 31 special teams stops in 60 career NFL games prior to his arrival in Tennessee. He played in 16 games for the Raiders last season and registered seven special teams tackles and three stops on defense.

Following a career at Auburn University, where he led the Tigers with 104 tackles as a junior, Bates entered the NFL as an undrafted free agent with the St. Louis Rams. He is a native of Olive Branch, Miss.

37 JOHNATHAN CYPRIEN – SAFETY

Previous Team: Jacksonville Jaguars
6-0 • 223 • Florida International • 5th NFL Season

Johnathan Cyprien was signed by the Titans following four seasons and 60 games (all starts) with the Jacksonville Jaguars (2013–2016).

During his time in Jacksonville, Cyprien totaled 442 tackles. In three of his four years there, he finished as one of the team's top two tacklers, including 2014, when he led the team with 111 tackles. His career totals also included two sacks, two interceptions, four forced fumbles, two fumble recoveries and 15 passes defended.

In 2016, Cyprien was a part of the NFL's sixth-ranked overall defense (fifth in passing defense). He started all 16 games for the first time in his career and posted a career-high 126 tackles, which ranked second on the team.

A native of North Miami Beach, Fla., Cyprien was selected by the Jaguars in the second round of the 2013 NFL Draft following his career at Florida International University. He was a four-year starter for the Golden Panthers and set school records for career tackles (365) and forced fumbles (6).

87 ERIC DECKER – WIDE RECEIVER

Previous Team: New York Jets
6-3 • 214 • Minnesota • 8th NFL Season

Eric Decker was signed by the Titans as a free agent late in the 2017 offseason. He spent the previous three seasons with the New York Jets after beginning his career with four campaigns as a member of the Denver Broncos.

Prior to joining the Titans, Decker registered three 1,000-yard receiving seasons and three double-digit touchdown campaigns, appearing in 95 games (75 starts) with 385 receptions for 5,253 yards and 52 touchdowns.

From 2012–2016, Decker tied for fifth in the NFL with 43 receiving touchdowns. From 2012–2015, only Decker, Calvin Johnson and Demaryius Thomas produced at least 70 receptions, 900 receiving yards and five touchdowns in every season

The Cold Spring, Minn., native was originally selected by the Denver Broncos in the third round (87th overall) of the 2010 NFL Draft following his time at the University of Minnesota, where he was a two-sport athlete in



OFFSEASON VETERAN ROSTER ADDITIONS

football and baseball. On the gridiron, he totaled 227 receptions for 3,119 yards (13.7 avg.) with 24 touchdowns.

95 DAVID KING – DEFENSIVE END

Previous Team: Kansas City Chiefs
6-4 • 281 • Oklahoma • 2nd NFL Season

David King was acquired by the Titans at the end of the 2017 preseason in a trade with the Kansas City Chiefs.

King originally entered the NFL as a seventh-round pick (239th overall) by the Philadelphia Eagles in the 2013 NFL Draft. He then spent time with the Cincinnati Bengals (2013–2014) and Seattle Seahawks (2014–2015) before landing with the Chiefs in 2015. His totals during that span included four tackles, one tackle for loss, 1.5 sacks and two passes defended in 10 games.

King was with the Chiefs for nearly the entire 2016 campaign. He spent 11 total games on the practice squad and four games on the 53-man roster. He played in two games.

A native of Houston, Texas, King played four seasons at the University of Oklahoma, where he saw action in 43 games (21 starts) and accumulated 75 tackles and 5.5 sacks. As a senior, he was named second-team All-Big 12 by the league's coaches.

26 LOGAN RYAN – CORNERBACK

Previous Team: New England
5-11 • 195 • Rutgers • 5th NFL Season

Logan Ryan was signed by the Titans early in the 2017 unrestricted free agency signing period. He spent his first four NFL seasons with the New England Patriots.

During his time in New England, Ryan was a contributor to two Super Bowl titles. While with the Patriots he played in 64 games, including 40 starts, and totaled 13 interceptions, 41 passes defended, 251 tackles, two sacks and three forced fumbles. His 13 interceptions from 2013–2016 ranked seventh among NFL corners.

In 2016, Ryan led the Patriots in tackles (92), also adding two interceptions, 11 passes defended and one sack as part of a defense that was ranked first in points allowed and eighth in yards allowed.

A native of Voorhees, N.J., Ryan was a third-round pick by the Patriots in the 2013 NFL Draft following a four-year career at Rutgers. As a cornerback for the Scarlet Knights, he started 27 games and earned All-Big East honors as a junior and senior.

41 BRYNDEN TRAWICK – SAFETY

Previous Team: Oakland Raiders
6-2 • 225 • Troy • 5th NFL Season

Brynden Trawick was signed by the Titans in the opening days of free agency. He is entering his fifth NFL season following three seasons with the Baltimore Ravens (2013–2015) and one campaign with the Oakland Raiders (2016).

Trawick arrived in Tennessee with 53 games of NFL experience, primarily as a special teams standout. In addition to his 35 career special teams tackles, his totals for his first four seasons included 19 stops and one interception as a safety.

He led Oakland with 14 special teams tackles (14) in 2016, one year after leading Baltimore with nine special teams stops (2015).

Trawick entered the NFL as a rookie free agent with the Ravens in 2013. He played the final two years of his college career at Troy, where he earned All-Sun Belt honors as a senior safety.

93 ERIK WALDEN – OUTSIDE LINEBACKER

Previous Team: Indianapolis Colts
6-2 • 250 • Middle Tennessee State • 10th NFL Season

Eric Walden was signed by the Titans on the eve of training camp to give the Titans leadership, experience and depth at outside linebacker.

He spent the nine previous seasons with four NFL franchises, including the last four seasons with the Indianapolis Colts. In 129 career games prior to his arrival in Tennessee, he recorded 86 starts and totaled 32 career sacks, seven forced fumbles and 45 tackles for loss.

In 2016 with the Colts, he posted a career-high 11.0 sacks, which ranked eighth in the NFL and tied for the ninth most in a season in Colts



history. He added 46 tackles, three forced fumbles and nine tackles for loss.

Walden was drafted in the sixth round of the 2008 NFL Draft by the Dallas Cowboys. He went on to play for the Kansas City Chiefs (2008), Miami Dolphins (2008-10) and Green Bay Packers (2010-12) before going to the Colts.

A native of Dublin, Ga., Walden was a two-time All-Sun Belt selection as a defensive end at Middle Tennessee State and finished his career with 22.5 sacks to become the school's all-time leader.

14 ERIC WEEMS – WIDE RECEIVER/RETURNER

Previous Team: Atlanta Falcons
5-9 • 195 • Bethune-Cookman • 10th NFL Season

Eric Weems was signed as an unrestricted free agent in the 2016 off-season. The wide receiver/kick returner has been in the NFL since 2007, when he entered the NFL as a rookie free agent with the Atlanta Falcons.

Prior to joining the Titans, Weems spent two multi-year stints with the Falcons (2007–2011 and 2014–2016) in addition to two seasons with the Chicago Bears (2012–2013). His career totals with the Falcons and Bears included 121 punt returns for a 10.8-yard average, which ranks fifth among active players; 165 kickoff returns for a 24.3-yard average; and 38 receptions for 353 yards. He added 102 career special teams tackles, leading his teams in the category four times.

In 2016, Weems appeared in all 16 games for the NFC Champion Falcons. He averaged 11.4 yards on 24 punt returns and 23.0 yards on 17 kickoff returns, and he led the Falcons with 15 special teams tackles.

Weems earned a Pro Bowl selection in 2010, when he established career highs in punt return average (12.8) and kickoff return average (27.5).

A native of Ormond Beach, Fla., Weems attended Bethune-Cookman University.

96 SYLVESTER WILLIAMS – NOSE TACKLE

Previous Team: Denver Broncos
6-2 • 313 • North Carolina • 5th NFL Season

Sylvester Williams was signed by the Titans early in the 2017 unrestricted free agency signing period. He spent his first four NFL seasons with the Denver Broncos.

Williams was a first-round selection (28th overall) by the Broncos in the 2013 NFL Draft. During his four years in Denver, he played in 60 games, including 48 starts, and totaled 93 tackles, 5.5 sacks and 17 tackles for loss.

He was a starter in a defense that finished in the NFL's top four overall rankings (yards allowed) in each season from 2014–2016, including the top ranked defense in 2015. The 2014 Broncos defense ranked second in the NFL against the run, as they set a franchise record for fewest rushing yards allowed in a season.

Williams also brings extensive playoff experience, playing seven post-season contests during his four-year career, including a Super Bowl victory (50) and a Super Bowl defeat (XLVII).

A native of Jefferson City, Mo., Williams played the final two years of his college career at the University of North Carolina, starting every game. He earned All-America honors as a senior and led all ACC defensive tackles in sacks with six. He started his college career at Coffeyville Community College.

TRADES BY JON ROBINSON

Since being hired as Titans general manager in January 2016, **Jon Robinson** has engineered the following trades:

2017 TRADES

Trade Date/Teams	Compensation	Overall	Player Selected	Note
1. April 28, 2017 (Draft Day Trade)				
Tennessee Receives:	Draft Choice: Round 3, 2017	#72	WR Taywan Taylor	Pick originally from Carolina
	Draft Choice: Round 6, 2017	#200	T Adam Bisnowaty	Pick traded to N.Y. Giants; originally from Indianapolis
New England Receives:	Draft Choice: Round 3, 2017	#83	DE Derek Rivers	
	Draft Choice: Round 4, 2017	#124	LB Jalen Reeves-Maybin	Pick traded to Detroit
2. April 29, 2017 (Draft Day Trade)				
Tennessee Receives:	Draft Choice: Round 5, 2017	#155	LB Jayon Brown	
Philadelphia Receives:	Draft Choice: Round 5, 2017	#164	G Isaac Asiata	Pick traded to Miami
	Draft Choice: Round 6, 2017	#214	DT Elijah Qualls	Pick originally from Atlanta
3. April 29, 2017 (Draft Day Trade)				
Tennessee Receives:	Draft Choice: Round 6, 2017	#207	DB Brandon Wilson	Pick traded to Cincinnati
	Draft Choice: Round 7, 2017	#241	RB Khalfani Muhammad	
N.Y. Giants Receive:	Draft Choice: Round 6, 2017	#200	T Adam Bisnowaty	Pick originally from Indianapolis through New England
4. April 29, 2017 (Draft Day Trade)				
Tennessee Receives:	Draft Choice: Round 6, 2017	#217	OL Corey Levin	Compensatory pick
	Draft Choice: Round 7, 2017	#227	OLB Josh Carraway	
Cincinnati Receives:	Draft Choice: Round 6, 2017	#207	DB Brandon Wilson	Pick originally from N.Y. Giants
5. Sept. 1, 2017				
Tennessee Receives:	Player: DE David King			
Kansas City Receives:	Draft Choice: Round 7, 2018			Conditional Draft Choice

2016 TRADES

Trade Date/Teams	Compensation	Overall	Player Selected	Note
1. March 9, 2016 — The DeMarco Murray Trade				
Tennessee Receives:	Player: RB DeMarco Murray			
	Draft Choice: Round 4, 2016	#113	LB Nick Kwiatkoski	Pick traded from Tennessee to Los Angeles to Chicago
Philadelphia Receives:	Draft Choice: Round 4, 2016	#100	QB Connor Cook	Pick traded from Philadelphia to Cleveland to Oakland
2. April 14, 2016 — Titans Trade First Overall Pick				
Tennessee Receives:	Draft Choice: Round 1, 2016	#15	WR Corey Coleman	Pick traded from Tennessee to Cleveland
	Draft Choice: Round 2, 2016	#43	DL Austin Johnson	Pick originally from Philadelphia
	Draft Choice: Round 2, 2016	#45	RB Derrick Henry	
	Draft Choice: Round 3, 2016	#76	T Shon Coleman	Pick traded from Tennessee to Cleveland
	Draft Choice: Round 1, 2017	#5		
	Draft Choice: Round 3, 2017	#100		
Los Angeles Receives:	Draft Choice: Round 1, 2016	#1	QB Jared Goff	
	Draft Choice: Round 4, 2016	#113	LB Nick Kwiatkoski	Pick originally from Philadelphia; traded from Los Angeles to Chicago
	Draft Choice: Round 6, 2016	#177	TE Temarrick Hemingway	
3. April 28, 2016 (Draft Day Trade) — The Move Up to Get Conklin				
Tennessee Receives:	Draft Choice: Round 1, 2016	#8	T Jack Conklin	Pick originally from Miami through Philadelphia
	Draft Choice: Round 6, 2016	#176	RB Andy Janovich	Pick traded from Tennessee to Denver
Cleveland Receives:	Draft Choice: Round 1, 2016	#15	WR Corey Coleman	Pick originally from Los Angeles
	Draft Choice: Round 3, 2016	#76	T Shon Coleman	Pick originally from Los Angeles
	Draft Choice: Round 2, 2017	#52		
4. April 30, 2016 (Draft Day Trade) — Titans Get Pair of Corners on Day 3				
Tennessee Receives:	Draft Choice: Round 5, 2016	#157	CB LeShaun Sims	Pick originally from N.Y. Jets
	Draft Choice: Round 7, 2016	#253	CB Kalan Reed	
Denver Receives:	Draft Choice: Round 6, 2016	#176	RB Andy Janovich	Pick originally from Cleveland
	Draft Choice: Round 6, 2017	#203		
5. Aug. 16, 2016 — Green-Beckham for Kelly				
Tennessee Receives:	Player: G/T Dennis Kelly			
Philadelphia Receives:	Player: WR Dorial Green-Beckham			

GAME PREVIEW

TEAM NOTES

PLAYER NOTES

MEDIA

STATISTICS

ROSTERS

2017 TITANS DRAFT REVIEW

WR COREY DAVIS | 6-3, 209, Western Michigan
1st round, 5th overall

College: In four seasons at Western Michigan, Davis played and started 50 games. He registered 332 career receptions for 5,285 yards and 52 touchdowns, setting the Mid-American Conference record in each category and becoming the only player in FBS history with 300 catches, 5,000 yards and 50 touchdowns. His 5,285 career receiving yards were the most in FBS history, and he ended his career ranked second all-time in FBS history with 52 career receiving touchdowns (60 by Jarett Dillard). Davis' 332 career receptions ranked fourth all-time in FBS annals.



CB ADOREE' JACKSON | 5-10, 186, Southern California
1st round, 18th overall

College: In three seasons at Southern California, Jackson started in 37 games. He posted 139 tackles, 29 passes defensed, six interceptions including one for a touchdown, six stops for loss, three fumble recoveries and two forced fumbles on defense and notched 39 receptions for 628 yards with six touchdowns and 15 carries for 92 yards on offense. Jackson tied the NCAA records for most career touchdowns on kick returns (8) and all runbacks (9). He owns the USC career records for kickoff return yardage (2,141 yards) and kickoff returns (79) and his 27.1 career kick return average is second in USC annals. Jackson ranks fifth on USC's all-time punt return list (578 yards) and his four career punt return touchdowns is tied for the school record.

WR TAYWAN TAYLOR | 5-11, 203, Western Kentucky
3rd round, 72nd overall

College: In four seasons at Western Kentucky, Taylor appeared in 52 games with 33 starts. He established Hilltopper career records with 253 receptions, 4,234 receiving yards and 41 receiving touchdowns, and he also set the single-season records with 98 receptions, 1,730 yards and 17 touchdowns, the latter of which he hit in both his junior and senior seasons. He was a two-time semifinalist for the Fred Biletnikoff Award, given to the nation's top wide receiver.



The 2017 Titans draft class (L to R): (front row) Taywan Taylor, Adoree' Jackson, Corey Davis, Khalfani Muhammad; (back row) Corey Levin, Josh Carraway, Jayon Brown, Jonnu Smith, Brad Seaton

2017 TITANS DRAFT PICKS

Rd.	Pick	Player	Pos.	College
1a	5	Corey Davis	WR	Western Michigan
1b	18	Adoree' Jackson	CB	Southern California
3a	72	Taywan Taylor	WR	Western Kentucky
3b	100	Jonnu Smith	TE	Florida International
5	155	Jayon Brown	LB	UCLA
6	217	Corey Levin	G/C	Chattanooga
7a	227	Josh Carraway	OLB	TCU
7b	236	Brad Seaton	T	Villanova
7c	241	Khalfani Muhammad	RB	California

TE JONNU SMITH | 6-3, 248, Florida International
3rd round, 100th overall

College: In four seasons at Florida International, Smith appeared in 43 career games and tallied 178 receptions for 2,001 yards with 18 touchdowns. Smith finished his career as Florida International's all-time leader for tight ends in receptions and receiving yards. He ended his career ranking fourth on the school's career receptions list and fifth on the program's receiving yardage list. His 18 career receiving touchdowns rank third in school annals.

LB JAYON BROWN | 6-0, 226, UCLA
5th round, 155th overall

College: In four seasons at UCLA, Brown appeared in 49 games with 21 starts and totaled 220 tackles, three sacks, nine tackles for loss, three interceptions, 15 passes defensed, one forced fumble and four fumble recoveries. He started 21 games over his final two seasons and totaled nine games with double-digit tackles.

G/C COREY LEVIN | 6-4, 307, Chattanooga
6th round, 217th overall

College: In four seasons at Chattanooga, Levin appeared in 52 career games with 51 starts, 45 of which were consecutive. A three-year starter on the offensive line, Levin proved his versatility making starts at left guard and at both left and right tackle. Three of Chattanooga's top five rushing totals in school history came with Levin starting on the offensive line, and he is one of only five three-time All-Americans in school history.

OLB JOSH CARRAWAY | 6-3, 242, TCU
7th round, 227th overall

Currently on the Titans practice squad

College: During a four-year career at Texas Christian, Carraway played in 43 games and amassed 133 tackles, 19 sacks, 27.5 stops for loss, four fumble recoveries, three forced fumbles, an interception and two passes defensed. He was a two-time All-Big 12 first-team honoree and a 2016 Academic All-Big 12 recipient.

T BRAD SEATON | 6-8, 311, Villanova
7th round, 236th overall

Currently not on roster

College: In four seasons at Villanova, Seaton appeared in 33 games and made 30 starts at left tackle. He was named second-team All-Colonial Athletic Association as a senior.

RB KHALFANI MUHAMMAD | 5-7, 174, California
7th round, 241st overall

Currently on the Titans practice squad

College: Muhammad played in 45 games with 13 starts during his four seasons at California and ranks second on the school's all-time list in kick returns (87) and kick return yards (1931) while his 4,575 career all-purpose yards are third (one more than fourth-place Marshawn Lynch's 4,574 yards). He also rushed for 2,073 career yards on 359 carries while racking up 14 total touchdowns.

HEAD COACH MIKE MULARKEY

[Click For Complete Online Bio](#)

Mike Mularkey was named head coach of the Titans on Jan. 16, 2016. He served as the interim head coach for the final nine games of the 2015 season.

In his first full season as head coach, Mularkey helped the team to a 9-7 record, tripling the club's win total from the previous season. The six-win improvement tied for the most in franchise history (1967 and 1974), and Mularkey tied Sid Gillman (1974) for the highest win increase in franchise history among those in their first full season as head coach. Mularkey became the seventh Titans/Oilers head coach to reach nine wins in his first season.

The 2016 Titans defeated six teams with winning records in 2016—Detroit, Miami, Green Bay, Denver, Kansas City and Houston—to tie for the most such victories in the NFL, along with the Dallas Cowboys. Five of those wins were against playoff teams (all but Denver), which tied the Packers' total for the most in the league.

Under Mularkey's watch, five Titans players were voted to the Pro Bowl in 2016: tight end Delanie Walker, left tackle Taylor Lewan, running back DeMarco Murray, defensive tackle Jurrell Casey and outside linebacker Brian Orakpo. It was the team's most Pro Bowl selections since 2008.

Mularkey's offense in 2016 showed considerable improvement. Among many statistical increases, the Titans improved from the 30th-ranked overall offense in 2015 to 11th in 2016. They were third in the NFL in rushing in Mularkey's first full season at the helm, averaging 136.7 yards on the ground per game, and they also ranked third on third down (46.1 percent) in 2016. They were the NFL's most efficient team in the red zone (72.0 touchdown percent) and finished seventh in the league in sacks allowed (28).

Including 2017, Mularkey has 23 years of NFL coaching experience, with five seasons as a head coach and eight as an offensive coordinator, with prior coaching stops in Jacksonville, Atlanta, Miami, Buffalo, Pittsburgh and Tampa Bay. In five of the eight seasons he was a coordinator Mularkey's team went to the playoffs. He joined the Titans in 2014 as tight ends coach and was elevated to assistant head coach prior to the start of the 2015 season.

As a former NFL tight end, Mularkey played a total of 114 games in nine seasons with the Minnesota Vikings and Pittsburgh Steelers. His experience as a player has molded his style as a position coach. Including his rookie preseason with the 49ers, Mularkey spent his career playing for three of the NFL's legendary coaches in Bill Walsh, Bud Grant and Chuck Noll. As an assistant coach Mularkey has served on the staffs of Sam Wyche, Bill Cowher, Nick Saban, Cam Cameron, Mike Smith and Ken Whisenhunt.

Mularkey joined the Titans after one season (2012) with the Jacksonville Jaguars as the franchise's fourth head coach, and four seasons (2008-11) with the Atlanta Falcons as offensive coordinator. Over the four-year time span with the Falcons, the team advanced to the postseason three times, ranked ninth in the NFL in total yards (354.8 per game), seventh in points (24.5), eighth in rushing yards (125.7), third in fewest turnovers (84), fourth in fewest sacks allowed (93), and sixth in third down conversions (44.2).



In three of the four years with the Falcons, Mularkey's offense produced a 3,000-yard passer, a 1,000-yard receiver and a 1,000-yard rusher in the same season. His guidance saw the rise of quarterback Matt Ryan, wide receiver Roddy White, running back Michael Turner; and the continued growth of tight end Tony Gonzalez, who totaled 233 receptions and 19 touchdowns in their three years together. In 2010, Sporting News named Mularkey "Coordinator of the Year."

Prior to his time with the Falcons, Mularkey spent two seasons (2006-07) with the Miami Dolphins as the offensive coordinator in 2006, and tight ends coach in 2007. He joined the Dolphins after serving as head coach for the Buffalo Bills for two seasons (2004-05). In his first season with the team, the Bills finished 9-7, marking their only winning season over the last decade.

Eight seasons (1996-2003) with the Pittsburgh Steelers preceded Mularkey's time with the Bills. Mularkey served as the tight ends coach in his first five seasons. He molded Mark Bruener into an outstanding run-blocking tight end, while Jerome Bettis eclipsed the 1,000-yard rushing mark for five straight years. His final three seasons were spent as offensive coordinator, during which time he directed two top-five offenses (3rd, 2001 and 5th, 2002) and earned Assistant Coach of the Year in 2001 from the Pro Football Writers of America.

Mularkey entered the coaching ranks in 1993, overseeing the offensive line at Concordia College. He transitioned into the NFL in 1994, where he began as a quality control coach for the Tampa Bay Buccaneers before being promoted to tight ends coach the following season (1995).

Selected in the ninth round by the San Francisco 49ers in 1983, Mularkey was waived following his first training camp. He was signed by the Vikings, where he played for six seasons, before finishing his career with three years at Pittsburgh. He totaled 102 receptions and 1,222 career yards.

A graduate of Northeast High School in Ft. Lauderdale, Fla., Mularkey played quarterback and earned a scholarship to the University of Florida. He was a three-year letterman at tight end for the Gators from 1979-82. He and his wife, Betsy, have two sons -- Patrick and Shane.

TENNESSEE TITANS 2017 COACHING STAFF

Mike Mularkey	Head Coach
Dick LeBeau	Asst. Head Coach/ Defensive Coordinator
Terry Robiskie	Offensive Coordinator
Craig Auckerman	Asst. Special Teams
Brandon Blaney	Defensive Asst.
Sylvester Croom	Running Backs
Nick Eason	Defensive Line
Russ Grimm	Offensive Line
Steve Hoffman	Special Teams
Frisman Jackson	Wide Receivers
Steve Jackson	Asst. Secondary
Tom Kanavy	Asst. Strength & Conditioning
Jason Michael	Quarterbacks
Taylor Porter	Strength & Conditioning Asst.
Arthur Smith	Tight Ends
Lou Spanos	Linebackers
Luke Steckel	Asst. Wide Receivers
Mike Sullivan	Asst. Offensive Line
Deshea Townsend	Secondary
Steve Watterson	Asst. Head Coach/ Strength & Conditioning
Keith Willis	Asst. Defensive Line



GAME PREVIEW

TEAM NOTES

PLAYER NOTES

MEDIA

STATISTICS

ROSTERS

MIKE MULARKEY AT A GLANCE

- **Regular season record:** 33-50 (.398)
- **Record as Titans head coach:** 17-18 (.486)
- **Postseason record:** 0-0
- **Overall record:** 33-50 (.398)
- **Regular season home record:** 20-21
- **Regular season road record:** 13-29
- **Year as Titans head coach:** 2
- **Year as NFL head coach:** 5
- **vs. Colts:** 2-4 (1-3 with Titans)
- **At home vs. Colts:** 1-2 (1-1 with Titans)
- **On the road vs. Colts:** 1-2 (0-2 with Titans)
- **vs. Chuck Pagano:** 2-4 (1-3 with Titans)

Mike Mularkey's Career Coaching Ledger:

Years	Team	Position
2016-2017	Tennessee Titans	Head Coach
2015	Tennessee Titans	Interim Head Coach
2015	Tennessee Titans	Asst. Head Coach/Tight Ends
2014	Tennessee Titans	Tight Ends
2012	Jacksonville Jaguars	Head Coach
2008-2011	Atlanta Falcons	Offensive Coordinator
2007	Miami Dolphins	Tight Ends
2006	Miami Dolphins	Offensive Coordinator
2004-2005	Buffalo Bills	Head Coach
2001-2003	Pittsburgh Steelers	Offensive Coordinator
1996-2000	Pittsburgh Steelers	Tight Ends
1995	Tampa Bay Buccaneers	Tight Ends
1994	Tampa Bay Buccaneers	Quality Control
1993	Concordia College	Offensive Line

Mike Mularkey's Career Playing Ledger:

Years	Team	Position
1989-1991	Pittsburgh Steelers	Tight End
1983-1988	Minnesota Vikings	Tight End
1979-1982	University of Florida	Tight End

TITANS/OILERS HEAD COACH HISTORY

COACH	YEARS	WON	LOST	TIED	PCT.
Lou Rymkus	1960-61	12	7	1	.625
Wally Lemm	1961, 1966-70	38	40	4	.487
Frank "Pop" Ivy	1962-63	17	12	0	.586
Sammy Baugh	1964	4	10	0	.285
Hugh "Bones" Taylor	1965	4	10	0	.285
Ed Hughes	1971	4	9	1	.321
Bill Peterson	1972-73	1	18	0	.052
Sid Gillman	1973-74	8	15	0	.347
O.A. "Bum" Phillips	1975-80	59	38	0	.608
Ed Biles	1981-83	8	23	0	.258
Chuck Studley	1983	2	8	0	.200
Hugh Campbell	1984-85	8	22	0	.266
Jerry Glanville	1985-89	35	35	0	.500
Jack Pardee	1990-94	44	35	0	.556
Jeff Fisher	1994-2010	147	126	0	.538
Mike Munchak	2011-13	22	26	0	.458
Ken Whisenhunt	2014-15	3	20	0	.130
Mike Mularkey	2015-17	17	18	0	.486

Records include postseason



FIRST-YEAR TITANS/OILERS COACHES

Mike Mularkey concluded his first regular season as head coach with a 9-7 record. He became the seventh coach in team history to get to nine wins in his first season

Regular-season records of franchise head coaches in their first full seasons:

Coach	Season	Won	Lost	Tied
Lou Rymkus	1960	10	4	0
Wally Lemm	1961 - a	9	0	0
Frank "Pop" Ivy	1962	11	3	0
Sammy Baugh	1964	4	10	0
Hugh "Bones" Taylor	1965	4	10	0
Ed Hughes	1971	4	9	1
Bill Peterson	1972	1	13	0
Sid Gillman	1974 - b	7	7	0
O.A. "Bum" Phillips	1975	10	4	0
Ed Biles	1981	7	9	0
Chuck Studley	1983 - c	2	10	0
Hugh Campbell	1984	3	13	0
Jerry Glanville	1986 - d	5	11	0
Jack Pardee	1990	9	7	0
Jeff Fisher	1995 - e	7	9	0
Mike Munchak	2011	9	7	0
Ken Whisenhunt	2014	2	14	0
Mike Mularkey	2016 - f	9	7	0

Notes:

- a - Lemm coached only the final nine games of 1961
- b - Gillman was named head coach for the final nine games of 1973
- c - Studley coached only the final 10 games of 1983
- d - Glanville was named head coach for the final two games of 1985
- e - Fisher was named head coach for the final six games of 1994
- f - Mularkey was named head coach for the final nine games of 2015.

TITANS ASSISTANT COACHES

DICK LEBEAU ASSISTANT HEAD COACH/DEFENSIVE COORDINATOR



Click For Complete Online Bio

- The 2017 campaign marks LeBeau's 59th year in the NFL as a player or coach. He joined the Titans in 2015 and was given the title assistant head coach/defensive coordinator in 2016.
- LeBeau's 2016 Titans defense ranked second in the NFL against the run and tied for sixth in the league with 40 total sacks.
- In 2015, his first year with the Titans, the defense improved in nearly every defensive category, including total defense (12th from 27th), rush defense (18th from 31st) and pass defense (7th from 15th).
- He was inducted into the Pro Football Hall of Fame in 2010 for his 14-year playing career as a cornerback for the Detroit Lions.
- He joined the Titans after 11 years as the defensive coordinator for the Pittsburgh Steelers. It was his second stint with Pittsburgh, after spending time there as an assistant coach from 1992-96, including defensive coordinator from 1995-96. In his 13 seasons as the Steelers defensive coordinator, the team finished among the top-five in total defense 10 times and was number one overall five times. Also in those 13 seasons, Pittsburgh won four AFC Championships, two Super Bowls and advanced to the playoffs on nine occasions.
- LeBeau is considered the architect of the "zone blitz" scheme.
- LeBeau spent 18 total seasons with the Cincinnati Bengals (1980-91 and 1997-2002). He initially joined the Bengals as a defensive backs coach and then defensive coordinator. He rejoined the team in 1997 as assistant head coach/defensive coordinator and was elevated to head coach for three seasons (2000-02).
- He also spent one season as the assistant head coach for the Buffalo Bills in 2003, and the Bills defense ranked second in the NFL for total yards allowed.
- LeBeau started his coaching career as the special teams coach for the Philadelphia Eagles from 1973-75. He went on to Green Bay, where he was the defensive backs coach for four years (1976-79).

TITANS ASSISTANT COACHES

TERRY ROBISKIE OFFENSIVE COORDINATOR

[Click For Complete Online Bio](#)


- Robiskie was hired as offensive coordinator in January 2016 after gaining 34 previous years of coaching experience in the NFL, including six seasons as an offensive coordinator.
- In his first year with the Titans, the offense jumped to the 11th overall ranking from 30th the previous year. The Titans were third in the league in rushing offense, first in touchdown efficiency in the red zone and third in third-down conversion rate in 2016.
- Robiskie joined the Titans after spending eight seasons as wide receivers coach with the Falcons.
- Under Robiskie's guidance in 2015, Falcons receiver Julio Jones set a franchise record for receiving yards in a season (1,871). Robiskie also helped develop receiver Roddy White, who became Atlanta's franchise leader in receptions, receiving yards and touchdowns.
- He served as the receivers coach with the Miami Dolphins prior to joining the Falcons. Mike Mularkey was on the same 2007 Dolphins staff as tight ends coach.
- From 2001-06, he was with the Cleveland Browns as receivers coach (2001-03, 2005-06), offensive coordinator (2004) and interim head coach (five games in 2004)
- Robiskie previously served as the receivers coach and passing game coordinator for the Redskins, and he also spent time as Washington's interim head coach for the final three games in 2000.
- He coached 12 seasons with the Oakland Raiders in a variety of roles.
- A native of Edgard, La., Robiskie lettered four years as a running back at LSU. He went on to play three seasons with the Oakland Raiders (1977-79) before spending the next two seasons with the Dolphins.



SYLVESTER CROOM RUNNING BACKS

[Click For Complete Online Bio](#)


- Croom was hired by the Titans as running backs coach in 2013 after spending the 2012 season with the Jacksonville Jaguars. The 2016 season was his 24th season of his NFL coaching career.
- Prior to his time in Jacksonville, he spent three seasons (2009-11) with the St. Louis Rams and guided Steven Jackson to 3,802 rushing yards and two Pro Bowl selections during their three years together.
- Croom was the head coach at Mississippi State from 2004-2008 becoming the first African-American head football coach in SEC history. The high point of his tenure with the Bulldogs was the 2007 season, as the Bulldogs posted an 8-5 record and a Liberty Bowl victory.
- He was the offensive coordinator for the Detroit Lions from 1997-2000. While guiding the Lions offense, Barry Sanders posted 2,053 rushing yards in 1997.
- He also had stints as the running back coach at Green Bay (2001-03), San Diego (1992-96), Indianapolis (1991) and Tampa Bay (1987-90).
- A native of Tuscaloosa, Ala., Croom was an offensive lineman at the University of Alabama and played one season for the New Orleans Saints.



CRAIG AUKERMAN ASSISTANT SPECIAL TEAMS

[Click For Complete Online Bio](#)

- Aukerman joined the Titans in January 2017. He arrived with 17 years of coaching experience, including 10 seasons on the college level and seven years in the NFL.
- Before joining Tennessee, he spent four seasons (2013-16) with the San Diego Chargers working with their special teams, first as an assistant special teams coach (2013-15) and then as the special teams coordinator (2016).
- He also spent time in the NFL on the coaching staffs with the Jacksonville Jaguars (2011-12) and Denver Broncos (2010).
- In the college ranks, he coached at Findlay (2000), Miami (Ohio); 2001-02, 2005-08), Western Kentucky (2003-04), and Kent State (2009).
- Aukerman was a two-time NAIA All-America at the University of Findlay (Ohio), where he played defensive back and wide receiver from 1995-98.



NICK EASON DEFENSIVE LINE

[Click For Complete Online Bio](#)

- Eason enters his fourth season with the Titans in 2016 and his second as defensive line coach. He was promoted after spending the 2014 and 2015 campaigns as the assistant defensive line coach.
- In 2013, he was an intern coach and assisted the defensive staff for the Cleveland Browns.
- Eason had a 10-year NFL career as a defensive lineman for the Browns, Pittsburgh Steelers and Arizona Cardinals. He played in 117 games during his career and registered seven sacks.
- He finished his NFL career playing two seasons (2011-12) for the Cardinals. He appeared in 32 games for the Cardinals and registered two sacks. He also played four seasons (2007-10) with the Pittsburgh Steelers and played in 55 games, including two Super Bowls - winning Super Bowl XLIII and losing Super Bowl XLV.
- Eason originally was a fourth-round selection by the Denver Broncos in the 2003 NFL Draft. He played college football at Clemson and appeared in 47 games with 35 starts for the Tigers, recording 15 sacks and 30 tackles for loss.



BRANDON BLANEY DEFENSIVE ASSISTANT

[Click For Complete Online Bio](#)

- Blaney was hired by the Titans early in the 2016 offseason after spending the last two years as the offensive line coach at Iowa State and two seasons (2011-12) as a defensive assistant with the Jacksonville Jaguars.
- In total, he gained 17 years of college coaching experience and two years of NFL experience before he arrived in Tennessee.
- Blaney had stops at Kansas (2002-09), Ohio State (2001), Oklahoma (1999-2000) and Youngstown State (1995-98). He was a part of two national title winning staffs at Youngstown State (1997) and Oklahoma (2000).
- Blaney is a graduate of Youngstown State.



RUSS GRIMM OFFENSIVE LINE

[Click For Complete Online Bio](#)

- Grimm was hired by the Titans as offensive line coach in January 2016. He arrived with 21 years of experience as an NFL coach and is a member of the Pro Football Hall of Fame for his 11-year playing career as a guard for the Washington Redskins.
- He previously spent six seasons (2007-12) as the assistant head coach/offensive line coach for the Arizona Cardinals.
- As a player and a coach, Grimm earned trips to six Super Bowls, including four wins.
- Prior to his time in Arizona, Grimm spent seven years with the Steelers as the offensive line coach, including three seasons when Mike Mularkey was the team's offensive coordinator. He added the title of assistant head coach in his final three years there, becoming the first and only coach to hold that title on a Bill Cowher staff.
- Grimm started his coaching career with the Redskins as the tight ends coach in 1992. He spent five seasons in that role before moving to offensive line coach for four seasons (1997-2000).
- Grimm was an 11-year starter at guard for the Redskins and earned four trips to the Super Bowl, four Pro Bowl selections (1983-86) and was selected to the NFL's All-Decade team. In 2010, he was inducted into the Pro Football Hall of Fame.
- The Scottsdale, Pa., native was an All-American center at Pitt.



GAME PREVIEW

TEAM NOTES

PLAYER NOTES

MEDIA

STATISTICS

ROSTERS

TITANS ASSISTANT COACHES

STEVE HOFFMAN SPECIAL TEAMS COORDINATOR

[Click For Complete Online Bio](#)

- Hoffman was hired by the Titans as assistant special teams coach in 2013 and promoted to special teams coach four weeks into the 2016 campaign. He has 26 years of NFL coaching experience, including stops at Oakland (2012), Kansas City (2009-2011), Miami (2007-08), Atlanta (2006) and Dallas (1989-04).
- In 2012, with Hoffman serving as the special teams coach for the Oakland Raiders, kicker Sebastian Janikowski posted the best field goal percentage of his career (91.2%, 31/34) and was a perfect 25/25 for kicks inside of 50 yards.
- The three previous years (2009-11), Hoffman was the special teams coach for the Kansas City Chiefs.
- Hoffman entered the NFL as a kicking coach for the Dallas Cowboys in 1989, a position he would hold for 16 seasons while contributing to three Super Bowl titles. He also doubled as a quality control assistant for the offensive and defensive staffs during his tenure with the Cowboys.
- He spent two seasons as an assistant special teams coach for the Miami Dolphins and a season in the same role for the Atlanta Falcons.
- Hoffman started in the coaching ranks with the University of Miami as the Kicking Coach from 1985-88.
- He played quarterback, running back, wide receiver and handled kicking and punting duties during his collegiate career at Dickinson College.



FRISMAN JACKSON WIDE RECEIVERS

[Click For Complete Online Bio](#)

- Jackson joined the Titans in January 2017. He arrived with nine years of coaching experience in college.
- He spent two seasons at Temple (2015-16) coaching wide receivers and in 2016 was also the team's passing game coordinator.
- He spent two seasons (2013-14) coaching the wide receivers at North Carolina State and also had stops as the wide receivers coach at Northern Illinois (2012), Akron (2010-11) and Western Illinois (2008-09).
- As a player, Jackson played four seasons (2002-05) in the NFL as a wide receiver for the Cleveland Browns. He totaled 34 games played, 40 receptions, 490 yards and one touchdown during his NFL career.
- He entered the NFL as an undrafted college free agent after finishing his college career at Western Illinois (2000-01). He started his college career at Northern Illinois as a quarterback.



STEVE JACKSON ASSISTANT SECONDARY

[Click For Complete Online Bio](#)

- Jackson was hired by the Titans as assistant secondary coach during the 2016 offseason after obtaining 13 previous years of NFL coaching experience.
- In joining the Titans coaching staff, Jackson returned to the organization that drafted him out of Purdue in the third round of the 1991 NFL Draft. The Houston native went on to play his entire nine-year career (127 games) for the team. During his time as a player with the Titans/Oilers, Jackson tallied 14 interceptions and nine sacks.
- Jackson's most recent job in the NFL was an assistant secondary coach with the Detroit Lions in 2013.
- Jackson spent nine seasons (2004-11) coaching for the Washington Redskins. For five of those seasons (2004-09), he was the passing game coordinator/safeties coach, and in his time there, he guided safety Sean Taylor to two Pro Bowls before his death. He spent his final two years in Washington (2010-11) as the safeties coach.
- He entered the NFL coaching ranks with the Buffalo Bills as the safeties/ third down coach for three seasons (2001-03).



TOM KANAVY ASSISTANT STRENGTH & CONDITIONING

[Click For Complete Online Bio](#)

- Tom Kanavy enters his 21st season in the NFL and his third as assistant strength and conditioning coach with the Titans in 2017. He joined the Titans in 2015.
- Kanavy's experience includes eight seasons (2006-2013) as the head of strength and conditioning for the Minnesota Vikings and 11 years (1995-2005) with the Philadelphia Eagles as assistant strength and conditioning coach. He also has experience working for the University of Miami (1993); his alma mater, Penn State (1993-95); and Temple (1996).



JASON MICHAEL QUARTERBACKS

[Click For Complete Online Bio](#)

- Michael joined the Titans after spending three seasons (2011-13) as the tight ends coach for the San Diego Chargers. He was the offensive coordinator from 2014-15 before moving to quarterbacks coach in 2016.
- While working with the tight ends in San Diego, he guided Antonio Gates to the fourth most receptions (190) among NFL tight ends over that time period, and second-year tight end Ladarius Green posted 22.1-yards per catch.
- Prior to joining the Chargers, he spent two seasons (2009-10) with the San Francisco 49ers as an offensive assistant and then quarterbacks coach.
- Michael entered the NFL ranks in 2005 as a quality control coach for the Oakland Raiders. In 2006, he became an offensive quality control coach for the New York Jets and was promoted to tight ends coach for the Jets in 2007.
- Michael began his coaching career in 2003, as a graduate assistant for the University of Tennessee, where he assisted with the secondary and special teams for two seasons. He later returned in Knoxville to coach the tight ends in 2008, in Phillip Fulmer's final season
- As a senior, Michael quarterbacked Western Kentucky to the 2002 NCAA I-AA championship with a 34-14 win over McNeese State and was named the school's Male Athlete of the Year in 2003.



TAYLOR PORTER STRENGTH & CONDITIONING ASSISTANT

[Click For Complete Online Bio](#)


- Taylor Porter enters his second season with the Titans in 2017. He spent time with three NFL teams prior to joining the Titans, including stints with the Houston Texans in 2013 and the Tampa Bay Buccaneers and Cleveland Browns in 2015.
- A native of Chicago Heights, Ill., he was a wide receiver at Wisconsin-Oshkosh (2005-2008).
- He spent time coaching in the college ranks with Louisville (2010-2013) and Nebraska (2013-2014).



ARTHUR SMITH TIGHT ENDS

[Click For Complete Online Bio](#)

- Smith finished his sixth season on the Titans staff in 2016. He was hired in 2011 as a defensive assistant/quality control coach, and from 2012-2013 he served as the offensive assistant/quality control coach. He was promoted from offensive assistant/ tight ends to tight ends coach seven games into the 2015 campaign.
- In 2010, he worked at Ole Miss as an administrative assistant/defensive intern and worked primarily with the linebackers.
- He spent two years (2007-2008) working for the Washington Redskins. He worked two years as defensive quality control coach after joining the organization as a college scouting assistant.
- The Memphis, Tenn., native graduated from North Carolina and played offensive line before joining the coaching staff for one season (2006) as a graduate assistant.



TITANS ASSISTANT COACHES

LOU SPANOS LINEBACKERS

[Click For Complete Online Bio](#)


- Spanos enters his fourth season with the Titans in 2017. He has 22 previous years of coaching experience, including 20 years in the NFL.
- From 2012-13, he was the defensive coordinator for UCLA.
- Prior to his time with the Bruins, he spent two seasons as the linebackers coach for the Washington Redskins.
- Spanos entered the NFL coaching ranks in 1995 with the Pittsburgh Steelers as a defensive assistant. He stayed in that role for 15 seasons, earned two World Championships in Super Bowls XL and XLIII, and coached in a third Super Bowl (XXX). During his time on the Steelers staff as a defensive assistant, he assisted with the linebackers and secondary.
- A native of Pittsburgh, Pa., Spanos was a four-year (1989-92) starter at center for Tulsa and spent one additional season as a student assistant working with the linebackers. The following season he joined the Steelers in the scouting department before being promoted to a defensive assistant after one season.



DESHEA TOWNSEND SECONDARY

[Click For Complete Online Bio](#)

- Townsend was hired by the Titans as secondary coach during the 2016 offseason after obtaining five previous years of NFL coaching experience and 13 years of NFL playing experience.
- He joined the Titans after three seasons as the cornerbacks coach for Mississippi State.
- He played the majority of his NFL career for the Pittsburgh Steelers, including six seasons (2004-09) with Dick LeBeau as the defensive coordinator. Townsend won two Super Bowls (XL and XLIII) as a player with the Steelers.
- As the cornerbacks coach at Mississippi State (2013-15), Townsend helped the 2014 Bulldogs defense lead the nation in passes defended (89) and passes broken up (73) to go along with 15 interceptions (15th nationally). In 2013, the Bulldogs ranked fifth in the SEC in passing defense.
- Townsend entered the coaching ranks in 2011 as the assistant defensive backs coach for the Arizona Cardinals.
- As a player in the NFL (Pittsburgh 1998-09; Indianapolis 2010), he played in 191 games (80 starts) and tallied 21 interceptions, 428 tackles, 15.5 sacks, three touchdowns, five fumble recoveries and four forced fumbles.
- The Batesville, Miss., native was a four-year starter at the University of Alabama and was a fourth-round selection by the Steelers in 1998.



LUKE STECKEL ASSISTANT WIDE RECEIVERS

[Click For Complete Online Bio](#)

- Steckel completed his fourth season with the Titans and his third campaign as an offensive assistant in 2016. He became the assistant wide receivers coach in 2017.
- He joined the Titans in 2013 after spending four seasons with the Cleveland Browns as the assistant to the head coach.
- He was a three-year letterman as a linebacker at Princeton (2004-06), where he helped lead the Tigers to an Ivy League Championship.
- He is the son of former Titans offensive coordinator Les Steckel and attended Brentwood (Tenn.) High School.



STEVE WATTERSON ASST. HEAD COACH/ STRENGTH & CONDITIONING

[Click For Complete Online Bio](#)

- Watterson, who joined the organization in 1986, completed his 31st season with the Titans in 2016. He has been instrumental in helping to develop and implement various strength and conditioning programs with the Titans and directs the club's successful offseason conditioning program.
- He is the longest tenured active coach with one team currently in the NFL.
- In 2010, he became the first NFL head strength and conditioning coach to earn his 'Art of Strength' Kettlebell Instructor Certification during the 'A.O.S.' seminar held at Punch Gym in Franklin, Tenn. He and his assistant, Jason Novak, became the first tandem of 'A.O.S.' certified instructors in professional sports.
- In 2008, he was elected to the Alliance for Natural Health's Scientific Advisory Board.
- In 2002, Watterson was awarded the President's Award from the Professional Football Strength and Coaches Society for his contributions to the field of strength and conditioning.
- In 1992, he was named Professional Strength and Conditioning Coach of the Year.
- The Newport, R.I., native began his NFL career with the Philadelphia Eagles (1984-85).



MIKE SULLIVAN ASSISTANT OFFENSIVE LINE

[Click For Complete Online Bio](#)

- Sullivan completed his 14th season coaching in the NFL in 2016, including seven years as an NFL offensive line coach and three campaigns with the Titans.
- He joined the Titans in 2014 after one season as offensive line coach for the Cleveland Browns in 2013.
- Sullivan spent four seasons (2009-12) as the offensive line coach for the San Diego Chargers. He had two other stints with the Browns: 2007-08 as offensive line coach and 2001-04 as assistant offensive line coach.
- He has three seasons of college experience, as offensive line coach for Western Michigan from 2005-06 and as a graduate assistant for the University of Miami (Fla.) in 2000. Sullivan began his coaching career in 1997, spending five seasons coaching in Europe
- A sixth-round selection of the Cowboys in 1991, he went on to play a total of 48 NFL games, all for the Tampa Bay Buccaneers from 1992-95.
- At the University of Miami (Fla.) from 1987-90, he was a member of two National Title teams for the Hurricanes and was later inducted into the University of Miami Sports Hall of Fame.



KEITH WILLIS ASSISTANT DEFENSIVE LINE

[Click For Complete Online Bio](#)

- Willis was hired by the Titans as assistant defensive line coach early in the 2016 offseason. He arrived with 21 years of coaching experience.
- He spent the previous three years (2013-15) as the defensive line coach for the Montreal Alouettes in the Canadian Football League. In 2015, he guided John Bowman to a league-leading 19 sacks, and Montreal finished second in the league in total sack with 55.
- Willis played 11 years as a defensive end in the NFL, spending time with the Pittsburgh Steelers (1982-91), Buffalo Bills (1992) and Washington Redskins (1993).
- The Northeastern University alumnus began his coaching career as defensive line coach at Slippery Rock College in 1995.



GAME PREVIEW

TEAM NOTES

PLAYER NOTES

MEDIA

STATISTICS

ROSTERS

FRANCHISE'S LARGEST WIN INCREASES

By going 9-7, the 2016 Titans improved by six wins over the 2015 squad that went 3-13. In doing so, the 2016 club matched the biggest one-year win increase in franchise history.

There were two previous seasons in franchise annals in which the team improved by six wins from the previous year: 1967 (three wins to nine wins) and 1974 (one win to seven wins).

Also, **Mike Mularkey** tied **Sid Gillman** for the best win increase in franchise history among those in their first full season as head coach. Gillman's 1974 Oilers increased by six wins over the 1973 club (1-13 to 7-7).

Largest win improvement from one season to the next, franchise history:

Season	Record	Previous Season	Win Improvement	Head Coach	New Head Coach? (First Full Season)
1. 2016	9-7-0	3-13-0	6	Mike Mularkey	Yes
1974	7-7-0	1-13-0	6	Sid Gillman	Yes
1967	9-4-1	3-11-0	6	Wally Lemm	No
4. 1999	13-3-0	8-8-0	5	Jeff Fisher	No
1995	7-9-0	2-14-0	5	Jeff Fisher	Yes
6. 2006	8-8-0	4-12-0	4	Jeff Fisher	No
2002	11-5-0	7-9-0	4	Jeff Fisher	No
1987	9-6-0	5-11-0	4	Jerry Glanville	No

WINNING CLOSE GAMES

The Titans have been one of the NFL's most successful teams in games decided by three points or less in the last two seasons.

Of all NFL games in 2016 decided by three or fewer points, or games that ended in a tie, the Titans were one of only three clubs to record at least four wins without suffering a loss. The Oakland Raiders were 5-0 in such games, while the Titans and Houston Texans were 4-0.

Best NFL winning percentages from 2016-17 in games decided by three points or less (excludes ties):

Team	Wins	Losses	Pct
1. Tennessee Titans	6	0	1.000
Pittsburgh Steelers	3	0	1.000
3. Oakland Raiders	7	1	0.875
4. Tampa Bay Buccaneers	4	1	0.800
5. Miami Dolphins	6	2	0.750
6. Seattle Seahawks	5	2	0.714
7. Detroit Lions	6	3	0.667
Arizona Cardinals	4	2	0.667
New England Patriots	2	1	0.667
Houston Texans	4	2	0.667

During the "Titans era" of the team's history, which began in 1999, the 2016 season marked only the fourth time the Titans had at least four wins of three points or less. The last time was 2006.

Titans' win-loss record in games decided by three points or less in the "Titans era" (1999-present):

Season	Record	Season	Record	Season	Record
2017	2-0	2010	0-3	2003	2-1
2016	4-0	2009	3-2	2002	2-2
2015	1-4	2008	2-1	2001	3-2
2014	1-3	2007	2-2	2000	4-3
2013	1-3	2006	4-3	1999	5-1
2012	3-0	2005	1-1		
2011	2-1	2004	1-2		

WINNING AT HOME

With their victory over the Bengals on Nov. 12, 2017, the Titans won their fourth consecutive home game of 2017 and their eighth win in their last nine contests at Nissan Stadium.

The Titans won their final four home games of 2016 against the Jacksonville Jaguars, Green Bay Packers, Denver Broncos and Houston Texans.

Since the weekend of that Jaguars victory (Oct. 27, 2016), the Titans own an NFL-best .889 winning percentage in home games.

Highest winning percentage in home games since Week 8 of 2016 (Oct. 27, 2016-present):

Team	Wins	Losses	Win Pct
1. Tennessee Titans	8	1	0.889
2. Philadelphia Eagles	8	2	0.800
3. Baltimore Ravens	7	2	0.778
Seattle Seahawks	7	2	0.778
5. Pittsburgh Steelers	6	2	0.750
6. New Orleans Saints	7	3	0.700
Dallas Cowboys	7	3	0.700
Oakland Raiders	7	3	0.700
9. (three tied)			0.667

A WINNING RESUME IN 2016

The Titans defeated six teams with winning records in 2016, including five clubs that went to the playoff fs.

Teams that finished above the .500 mark and lost to the Titans included the Detroit Lions (9-7), Miami Dolphins (10-6), Green Bay Packers (10-6), Denver Broncos (9-7), Kansas City Chiefs (12-4) and Houston Texans (9-7). The Broncos were the only one of those teams that did not qualify for the postseason.

The Titans tied the Packers for the most victories against eventual playoff teams, and they tied with the Cowboys for the most victories against teams that finished with a winning record.

Most wins against playoff teams in 2016:

Team	Wins	Opponents
1. Tennessee Titans	5	at Det, at Mia, GB, at KC, Hou
Green Bay Packers	5	Det, NYG, Hou, Sea, at Det
3. New England Patriots	4	Mia, Hou, at Pit, @ Mia
Philadelphia Eagles	4	Pit, Atl, NYG, Dal

Most wins versus above-.500 teams in 2016:

Team	Wins	Opponents
1. Tennessee Titans	6	at Det, at Mia, GB, Den, at KC, Hou
Dallas Cowboys	6	at Was, at GB, at Pit, Was, TB, Det
3. New England Patriots	5	Mia, Hou, at Pit, at Den, at Mia
Kansas City Chiefs	5	at Oak, at Den, at Atl, Oak, Den
Green Bay Packers	5	Det, NYG, Hou, Sea, at Det
Minnesota Vikings	5	at Ten, GB, NYG, Hou, Ari

TOP RUSHING OFFENSES, 2016-2017

Since the beginning of the 2016 season, the Titans rank third in the NFL in rushing offense.

In 2016, the Titans finished third in the NFL and second in the AFC in rushing offense. They totaled 2,187 rushing yards, or an average of 136.7 rushing yards per game. It was the 12th best average in franchise history.

Top rushing offenses (yards per game) from 2016-2017:

Team	Rushing Yards	Per Game
1. Buffalo Bills	3,807	146.4
2. Dallas Cowboys	3,800	146.2
3. Tennessee Titans	3,362	129.3
4. Philadelphia Eagles	3,259	125.3
5. Jacksonville Jaguars	3,237	124.5
6. New Orleans Saints	3,182	122.4
7. Houston Texans	3,144	120.9
8. Atlanta Falcons	2,976	119.0
9. Carolina Panthers	3,090	118.8
10. Chicago Bears	3,053	117.4

TITANS ON THIRD DOWN, 2016-2017

Since the start of the 2016 season, the Titans offense ranks near the top of the NFL in third-down percentage.

In 2016, the Titans offense converted 100 of their 217 attempts on third down. Their 46.1 percent conversion rate finished third in the NFL behind only the New Orleans Saints (48.6) and Green Bay Packers (46.7).

Highest conversion rate on third down from 2016-2017:

Team	Conversions	Attempts	Percent
1. New Orleans Saints	156	341	45.7
New England Patriots	164	359	45.7
3. Green Bay Packers	150	340	44.1
4. Dallas Cowboys	134	315	42.5
5. Tennessee Titans	147	348	42.2
6. Atlanta Falcons	118	281	42.0
7. Washington Redskins	137	327	41.9
8. Detroit Lions	136	329	41.3
9. Tampa Bay Buccaneers	139	338	41.1
10. Indianapolis Colts	142	346	41.0

Since 1970, there have been only two prior seasons to 2016 in which the Titans/Oilers converted 46 percent or more of their first downs: 1990 and 1991. Those were two of the "run and shoot" offenses led by **Warren Moon**.

Third downs were a major area of improvement of the Titans offense in 2016. The 2015 team was 31.8 percent on third down, ranking 29th.

Best third-down conversion percent by the Titans, 1970-present:

Season	Conversions	Attempts	Percent
1. 1990	94	180	52.2
2. 1991	97	195	49.7
3. 2016	100	217	46.1
4. 1993	94	211	44.5
5. 1980	92	211	43.6
6. 2002	94	216	43.5
7. 1995	99	228	43.4
8. 1978	100	232	43.1
9. 2000	97	228	42.5
10. 1992	72	170	42.4

TITANS FOURTH IN BIG PLAYS IN 2016

In 2016, the Titans offense was among the NFL's best units in producing "big plays," defined as running plays of at least 10 yards and passing plays of 20 or more yards. The Titans produced 59 such running plays and 53 such passing plays.

The 59 big running plays were fourth in the NFL, while the 53 big passes tied for 10th in the league.

The Titans averaged 7.0 big plays per contest, which tied for fourth in the NFL and trailed only the output of the Atlanta Falcons (7.5), Pittsburgh Steelers (7.2) and Washington Redskins (7.1).

Individually in 2016, **DeMarco Murray** was seventh in the NFL with 32 carries of at least 10 yards. **Marcus Mariota** tied for 11th place with 50 completions of 20-plus yards.

Most total runs of 10-plus yards and passes of 20-plus yards in 2016:

Team	10+ Yard Runs	20+ Yard Passes	Total	Per Game
1. Atlanta Falcons	51	69	120	7.5
2. Pittsburgh Steelers	51	64	115	7.2
3. Washington Redskins	44	70	114	7.1
4. Tennessee Titans	59	53	112	7.0
Buffalo Bills	77	35	112	7.0
6. Dallas Cowboys	72	39	111	6.9
7. New Orleans	37	71	108	6.8
8. Green Bay Packers	50	57	107	6.7
9. Miami Dolphins	56	46	102	6.4
10. Indianapolis Colts	38	63	101	6.3
Chicago Colts	52	49	101	6.3

2016 RED ZONE EFFICIENCY LEADERS

The Titans ranked first in the NFL in touchdown percentage inside the opponent's 20-yard line in 2016, reaching the end zone 72 percent of the time (36 of 50). They scored 15 rushing touchdowns and 21 passing touchdowns when scrimmaging from inside their opponents' 20-yard line.

The next closest team to the Titans was the San Francisco 49ers at 68.2 percent (30 of 44).

The Titans were led in the red zone by quarterback **Marcus Mariota**, whose 113.5 passer rating in the red zone tied for third in the NFL. He had 18 touchdowns without an interception in the red zone.

Highest touchdown percentage in the red zone in 2016:

Team	Red Zone Drives	Rushing TDs	Passing TDs	Total TDs	Touchdown Percent
1. Tennessee	50	15	21	36	72.0
2. San Francisco	44	15	15	30	68.2
3. Dallas	57	21	17	38	66.7
4. New Orleans	68	16	29	45	66.2
5. Indianapolis	53	13	22	35	66.0
6. Arizona	54	16	19	35	64.8
Buffalo	54	24	11	35	64.8
8. New England	60	16	22	38	63.3
9. Atlanta	63	16	23	39	61.9
10. Green Bay	66	9	31	40	60.6

TOP RUSHING DEFENSES, 2016-2017

Since the beginning of the 2016 season, the Titans rank second in the NFL in rushing defense.

In 2016, the Titans finished second in the NFL and first in the AFC in rushing defense. Their opponents totaled 1,413 rushing yards, or an average of 88.3 rushing yards per game. It was the sixth best average in franchise history.

Top rushing defenses (yards per game) from 2016-2017:

Team	Opponent Rushing Yards	Per Game
1. Carolina Panthers	2,271	87.3
2. Tennessee Titans	2,305	88.7
3. Philadelphia Eagles	2,362	90.8
4. Minnesota Vikings	2,488	95.7
5. Seattle Seahawks	2,396	95.8
6. Dallas Cowboys	2,493	95.9
7. Houston Texans	2,515	96.7
8. Arizona Cardinals	2,531	97.3
9. Green Bay Packers	2,572	98.9
10. Pittsburgh Steelers	2,576	99.1

TITANS DEFENSE SIXTH IN SACKS IN 2016

The Titans defense finished 2016 with 40 sacks in 2016, which ranked second in the AFC and tied for sixth place in the NFL. They recorded their highest sack total since the team had 40 sacks in 2010.

Outside linebacker **Brian Orakpo** led the squad with 10.5 sacks, followed by outside linebacker **Derrick Morgan** (9.0) and defensive tackle **Jurrell Casey** (5.0).

Most sacks in 2016:

Team	Sacks
1. Arizona Cardinals	48
2. Carolina Panthers	47
3. Denver Broncos	42
Seattle Seahawks	42
5. Minnesota Vikings	41
6. Tennessee Titans	40
Green Bay Packers	40
8. Buffalo Bills	39
9. Pittsburgh Steelers	38
Tampa Bay Buccaneers	38
Washington Redskins	38

TITANS/OILERS ALL-TIME RECORD

	W	L	T
Regular Season:	419	453	6
Home	241	196	2
Road	178	257	4
As Titans (1999-present)	152	146	0
As Oilers (1960-1998)	267	307	6
Postseason:	14	19	0
Home	6	5	0
Road	8	13	0
Super Bowl (XXXIV)	0	1	0

All-time playoff appearances by the Oilers/Titans: 1960, 1961, 1962, 1967, 1969, 1978, 1979, 1980, 1987, 1988, 1989, 1990, 1991, 1992, 1993, 1999, 2000, 2002, 2003, 2007, 2008

All-time division titles by the Oilers/Titans: 1960, 1961, 1962, 1967, 1991, 1993, 2000, 2002, 2008

NISSAN STADIUM

In 2015, the Titans and Nissan North America announced the formation of a 20-year, exclusive naming-rights partnership that rebranded Nashville's downtown stadium as Nissan Stadium.



Nissan Stadium hosts all Titans home football games, Tennessee State University football games, the Music City Bowl, the CMA Music Festival and numerous other events.

The procurement of naming rights to Nissan Stadium fit the automotive company's 'Fewer, Bigger, Better' marketing strategy, which has included ongoing sponsorships of NBC's 'The Voice,' the Heisman House college football program and a major advertising presence in this year's Super Bowl. Nissan is also now the official automotive partner of the Tennessee Titans.

Nissan's ever-growing footprint in Tennessee includes vehicle and powertrain manufacturing facilities in Smyrna and Decherd respectively, along with its North American headquarters in Franklin.

The Nissan Smyrna Plant began operations in 1983 and employs more than 8,400 people. In 2014, the Smyrna plant assembled more than 648,000 vehicles, making it the highest volume automotive assembly plant in North America. Nissan also has a major manufacturing presence in Canton, Miss., along with research and development groups in California, Arizona and Michigan. In total, the company employs more than 22,000 employees in the U.S.

One component of the Titans-Nissan partnership is assisting charitable organizations throughout Middle Tennessee in an array of community outreach programs. A centerpiece of this is the annual "Taste of Titans" charitable event, for which Nissan serves as presenting sponsor. During the course of a 20-year relationship, a total of more than \$1 million resulting from these annual events is anticipated to be distributed to local non-profit organizations.

Nissan Stadium is a city-owned venue that has housed the Titans since 1999. The naming rights agreement includes the opportunity for Nissan branding on the exterior of the stadium, as well as stadium signage and other unique displays inside the stadium. LP Building Products has held the naming rights to the stadium since 2006 and that exclusivity now shifts to Nissan.

Titans/Oilers all-time regular-season record by home venue:

Stadium	Seasons	W-L-T	Pct.
Jeppesen Stadium	1960-1964	25-11-0	.694
Rice Stadium	1965-1967	11-10-0	.524
Astrodome	1968-1996	113-103-2	.523
Liberty Bowl	1997	6-2-0	.750
Dudley Field (Vanderbilt Stadium)	1998	3-5-0	.375
Nissan Stadium	1999-2016	83-66-0	.557

NISSAN STADIUM RECORD WHEN ...

The Titans at Nissan Stadium (1999-present):

	Games	Record	Pct.
Regular Season	149	83-66	.557
Postseason	4	2-2	.500
Combined	153	85-68	.556

Record When ...	Reg. Season	Playoffs
September	17-14	
October	19-18	
November	19-16	
December	26-17	
January	2-1	2-2
Thursday	3-2	
Friday	0-1	
Saturday	1-1	2-1
Sunday	73-59	0-1
Monday	6-3	
Against own division	34-27	0-1
Against AFC	60-52	2-2
Against NFC	23-14	
Overtime games	5-6	1-0
In primetime	10-9	
Temperature 80+	5-5	
Temperature <40	7-9	1-0
Titans score 20 points	67-27	2-0
Titans score 30 points	29-5	1-0
Titans allow <20 points	56-11	1-1
Titans allow <10 points	12-0	
Titans net 300 yards	63-41	1-2
Opponents net <300 yards	43-9	1-2
Titans commit 0 turnovers	26-6	
Titans force 2 turnovers	59-19	

NISSAN STADIUM BAG POLICY

To provide a safer environment for the public and significantly expedite fan entry into Nissan Stadium, the Tennessee Titans enacted a league-wide NFL policy that limits the size and type of bags that may be brought into the stadium, regardless of the type of event.

This policy includes all Titans games, college football games, concerts and additional sporting events at Nissan Stadium.

The team strongly encourages fans to not bring any type of bags, but outlined what is permissible. Fans will be able to carry the following style and size bag, package, or container at stadium plaza areas, stadium gates, or when approaching queue lines of fans awaiting entry into the stadium:

- Bags that are clear plastic, vinyl or PVC and do not exceed 12" x 6" x 12." (Official Titans logo clear plastic tote bags are available online at www.TitansLockerRoom.com or at Titans Locker Room locations at Nissan Stadium.)
- One-gallon clear plastic freezer bag (Ziploc bag or similar)
- Small clutch bags, approximately the size of a hand, with or without a handle or strap, may be carried into the stadium along with one of the clear bag options
- An exception will be made for medically necessary items after proper inspection. Guests with medical items must enter through designated entry points at Gate 1, Gate 5 or Gate 7.

Prohibited items include, but are not limited to: purses larger than a clutch bag, coolers, briefcases, backpacks, fanny packs, cinch bags, luggage of any kind, seat cushions, computer bags and camera bags or any bag larger than the permissible size.

For additional information, including visuals of allowed and prohibited items, visit www.NFL.com/allclear.



TITANS QUARTERBACKS

No.	Name	Ht	Wt	Exp	College
16	Cassel, Matt	6-4	228	13	Southern California
8	Mariota, Marcus	6-4	222	3	Oregon
11	Tanney, Alex (IR)	6-4	220	2	Monmouth (Ill.)
3	Weeden, Brandon	6-3	230	6	Oklahoma State

#8 • QB MARCUS MARIOTA

[CLICK FOR COMPLETE BIO \(PDF\)](#)



Marcus Mariota (6-4, 222) is in his third NFL season. The Titans selected him with the No. 2 overall selection in the 2015 NFL Draft, and since that time, he arguably has had the best beginning to a career of any quarterback in team annals.

From 2015–2016, Mariota passed for 6,244 yards and 45 touchdowns, while throwing only 19 interceptions. His 93.8 passer rating during that time ranks sixth in NFL history for a player's first two NFL campaigns, trailing only **Kurt Warner** (107.9), **Dan Marino** (104.5), **Nick Foles** (101.0), **Russell Wilson** (100.6) and **Ben Roethlisberger** (98.3).

Mariota's 16 games with at least two touchdown passes in his first two NFL seasons tied for third all-time in the NFL, equaling **Peyton Manning** and **Russell Wilson** and trailing only **Dan Marino** (22) and **Derek Carr** (17).

Mariota won 11 games as a starting quarterback from 2015–2016. Among all quarterbacks in franchise history in their first two NFL seasons, only **Vince Young** (17) has had more wins as a starter.

In 2016, Mariota started 15 games. He was 276-of-451 passing for

3,426 yards, 26 touchdowns and nine interceptions. His 95.6 passer rating ranks third in franchise history for a single season, behind only **Warren Moon's** 96.8 in 1990, when he was the Associated Press Offensive Player of the Year, and **Steve McNair's** 100.4 in 2003, when he was the NFL's Co-MVP. Only two quarterbacks with the franchise have had more touchdown passes in a season than Mariota in 2016: **George Blanda** (36 in 1961 and 27 in 1962) and Moon (33 in 1990).

Consistently a dual-threat, Mariota added 349 rushing yards and two rushing touchdowns in his second season. In doing so, he became the seventh player in NFL history with at least 6,000 passing yards and 600 rushing yards (601) in his first two seasons, joining **Jeff Garcia**, **Cam Newton**, **Robert Griffin**, **Wilson**, **Andrew Luck** and **Blake Bortles**.

During his rookie season, Mariota started 12 games, missing four total contests due to injuries. He completed 230 of his 370 passes for 2,818 yards, 19 touchdowns—all franchise rookie records—while throwing only 10 interceptions. At the time, his 91.5 passer rating ranked third in franchise history.

Mariota also set a franchise rookie record by completing 62.2 percent of his passes. That was the fifth-highest percentage by a rookie quarterback in NFL history and the eighth-highest completion percentage in a season by any quarterback in Titans/Oilers history.

On the ground, Mariota accounted for 252 yards and a pair of touchdowns on 34 carries. He finished second in franchise history in rushing yards by a rookie quarterback, trailing only Young's 2006 total of 552 rushing yards. Mariota's total included an 87-yard touchdown run against Jacksonville (Dec. 6), which was the fifth-longest rushing play in franchise history.

Mariota joined Manning (1998) as the only rookie quarterbacks in NFL history to complete three touchdown passes in four different games, and he became the lone NFL rookie to ever record two games with four touchdown passes and no interceptions (Sept. 13 at Tampa Bay and Nov. 8 at New Orleans).

He entered the NFL following a historic career at the University of Oregon. He concluded his three seasons as the school's starting quarterback by winning the Heisman Trophy and leading his team to the College Football Playoff Championship Game.

Mariota broke nearly every major passing record at Oregon, totaling 10,796 career passing yards and 105 touchdown passes. The three-time

Mariota's 2017 Statistics:

Date/Opp	W-L	G/S	Att	Cmp	Passing										Rushing						
					Pct	Yds	Yd/Att	TD	TD%	Int	Int%	Lg	Sack	Lost	Rate	Att	Yds	Avg	Lg	TD	
9/10 vs. Oak	L	QB	41	25	61.0	256	6.24	0	0.0	0	0.0	24	1	1	78.9	3	26	8.7	15	1	
9/17 at Jax	W	QB	27	15	55.6	215	7.96	1	3.7	1	3.7	42	1	4	78.5	6	24	4.0	8	0	
9/24 vs. Sea	W	QB	32	20	62.5	225	7.03	2	6.3	0	0.0	55t	0	0	104.3	7	27	3.9	10	0	
10/1 at Hou	L	QB	10	6	60.0	96	9.60	0	0.0	2	20.0	28	0	0	52.5	4	39	9.8	34t	2	
10/8 at Mia	L														Inactive						
10/16 vs. Ind	W	QB	32	23	71.9	306	9.56	1	3.1	1	3.1	53t	1	1	99.2	2	0	0.0	1	0	
10/22 at Cle	W	QB	34	21	61.8	203	5.97	0	0.0	0	0.0	23	2	14	78.4	1	8	8.0	8	0	
11/5 vs. Bal	W	QB	28	19	67.9	218	7.79	2	7.1	1	3.6	29	3	32	100.0	3	6	2.0	7	0	
11/12 vs. Cin	W	QB	44	25	56.8	264	6.00	1	2.3	1	2.3	20	4	28	72.5	6	51	8.5	28	0	
11/16 at Pit	L	QB	33	22	66.7	306	9.27	1	3.0	4	12.1	75t	5	42	66.8	5	5	1.0	7t	1	
11/26 at Ind																					
12/3 vs. Hou																					
12/10 at Ari																					
12/17 at SF																					
12/24 vs. LAR																					
12/31 vs. Jax																					

Mariota's Career Regular Season Statistics:

Year	G	S	Att	Cmp	Passing										Rushing					
					Pct	Yds	Yd/Att	TD	TD%	Int	Int%	Lg	Sack	Lost	Rate	Att	Yds	Avg	Lg	TD
2015	12	12	370	230	62.2	2,818	7.6	19	5.1	10	2.7	61t	38	258	91.5	34	252	7.4	87t	2
2016	15	15	451	276	61.2	3,426	7.6	26	5.8	9	2.0	60	23	156	95.6	60	349	5.8	41	2
2017	9	9	281	176	62.6	2,089	7.4	8	2.8	10	3.6	75t	17	122	79.9	37	186	5.0	34t	4
Totals	36	36	1,102	682	61.9	8,333	7.6	53	4.8	29	2.6	75t	78	536	90.2	131	787	6.0	87t	8

Mariota's Single-Game Highs:

- Attempts** - 44 (twice, last vs. Cincinnati, 11/12/17)
- Completions** - 28 at New Orleans (11/8/15)
- Passing Yards** - 371 at New Orleans (11/8/15)
- Touchdown Passes** - 4 (Three times, last vs. Green Bay, 11/13/16)
- Long Completion** - 75t at Pittsburgh (11/16/17)
- Rushes** - 9 vs. Jacksonville (12/6/15)
- Rushing Yards** - 112 vs. Jacksonville (12/6/15)

- Long Rush** - 87t vs. Jacksonville (12/6/15)
- Rushing Touchdowns** - 2 at Houston (10/1/17)

All-Pac-12 selection started every game over his three seasons, earning a 36-5 record, and he completed at least one touchdown pass in every contest. He is one of four players in FBS history to pass for 10,000 yards and rush for 2,000 yards (2,237) in a career, joining **Dan LeFevour**, Griffin and **Colin Kaepernick**.

During his Heisman season in 2014, Mariota directed the Ducks to a Rose Bowl victory over Florida State. His totals for the year included 4,454 passing yards, 42 touchdown passes and only four interceptions. He also rushed for 770 yards and 15 touchdowns and even caught a touchdown pass. His 58 total touchdowns in a season (passing, rushing and receiving) shattered **Matt Barkley's** (2011) previous Pac-12 record of 41 touchdowns.

The 6-foot-4-inch, 222-pound signal caller became the fifth Heisman Trophy winner to be drafted by the Oilers/Titans, joining **Billy Cannon**, **Earl Campbell**, **Mike Rozier** and **Eddie George**. **Derrick Henry** became the sixth Heisman winner drafted by the club when he was selected in 2016.

At the 2015 NFL Scouting Combine, he finished among the top three quarterbacks in the 40-yard dash, vertical jump, broad jump, three-cone drill and 20-yard shuttle. His 4.52-second 40-yard dash gave him the fastest quarterback time at the Combine since Griffin's 4.41 in 2012.

Mariota is a native of Honolulu, Hawaii.

2017 Season Highlights:

- **Against Oakland (9/10)**, completed 25 of 41 passes for 256 yards (78.9 passer rating). His attempt total tied for the third-highest number of his career, and his completion total tied for the fourth-highest number of his career. He scored on a 10-yard rushing attempt in the first quarter (fifth career rushing touchdown) and totaled 26 yards on three carries in the game.
- **At Jacksonville (9/17)**, completed 15 of 27 passes for 215 yards with one touchdown and one interception (78.5 passer rating). He completed a 32-yard touchdown pass to rookie tight end Jonnu Smith in the fourth quarter. He also rushed six times for 24 yards.
- **Against Seattle (9/24)**, completed 20 of 32 passes for 225 yards with two touchdowns and no interceptions (104.3 passer rating). He completed a 55-yard touchdown pass to wide receiver Rishard Matthews and a 24-yard touchdown pass to Jonnu Smith. He also rushed seven times for 27 yards. It was his 11th career game with a passer rating of at least 100 and his 17th career game with at least two touchdown passes. His 55-yard touchdown pass to Rishard Matthews in the third quarter was his third-longest career pass. During the final three quarters, he was 17-of-22 for 192 yards with two touchdowns and no interceptions, amounting to a passer rating of 133.1.
- **At Houston (10/1)**, recorded his first career game with two or more rushing touchdowns. He reached the end zone twice in the second quarter, first on a 34-yard run. It was the third-longest rushing attempt of his career. On the next drive, he scored on a two-yard rushing attempt to become the first Titans quarterback to rush for two touchdowns in a game since Steve McNair at New England on Oct. 5, 2003. He totaled 39 rushing yards on four attempts against the Texans. The performance gave him seven career rushing touchdowns and a career high of three in 2017. He completed six of 10 passes for 96 yards with two interceptions.
- **At Miami (10/8)**, he was inactive with a hamstring injury.
- **Against Indianapolis (10/16)**, returned to the starting lineup and recorded his fourth career 300-yard passing game, completing 23 of 32 passes for 306 yards with one touchdown and one interception (99.2 passer rating). His passer rating for the game was 99.2. It was the seventh time in his career with a completion percentage of at least 70 percent, and the team's record in those games improved to 7-0. On the first play of the fourth quarter, facing a fourth-and-one at the Indianapolis 43-yard line, Mariota picked up the first down with one yard on a quarterback sneak. It was the first quarterback sneak of his three-year career. With his go-ahead, 53-yard touchdown pass to Taywan Taylor in the fourth quarter, he was credited with his fifth career fourth-quarter comeback and his fifth career game-winning drive.
- **At Cleveland (10/22)**, completed 21 of 34 passes for 203 yards (78.4 passer rating) in leading the Titans to an overtime win. For the second consecutive week, he was credited with a game-winning drive, giving him six in 33 career starts.
- **Against Baltimore (11/5)**, completed 19 of 28 passes for 218 yards with two touchdowns and one interception. His passer rating was 100.0, giving him his 12th career performance with a passer rating of at least 100.0. In the first quarter, Marcus Mariota attempted the 1,000th pass of his three-year career. On his first 1,000 attempts, he had 619 completions for 7,571 yards with 49 touchdowns and 23 interceptions. Since 1991, among all quarterbacks attempting their first 1,000 career passes, Mariota's 92.0 passer rating ranked eighth behind only Kurt Warner (105.3), Russell Wilson (99.8), Aaron Rodgers (96.8), Tony Romo (96.7), Nick Foles (94.1), Chad Pennington (93.7) and Colin Kaepernick (92.1). With a 16-yard touchdown



pass to wide receiver Rishard Matthews in the first quarter, he reached 50 career touchdown passes. He did so in his 34th career game, which ranks second in franchise history behind only George Blanda, who threw his 50th touchdown pass with the club in his 26th game. Mariota added an 11-yard touchdown pass to wide receiver Eric Decker in the fourth quarter.

➤ **Against Cincinnati (11/12)**, tied his career high with 44 pass attempts and registered 25 completions for 264 yards with one touchdown and one interception. He also finished the game with six rushing attempts for 51 yards, recording the third-highest rushing yardage total of his career. In the first quarter, he picked up 28 yards on an option run. Trailing 20-17 with 4:57 remaining in the fourth quarter, he led a 12-play, 73-yard, game-winning drive. During the game-winning series, he completed five of nine passes for 53 yards, including a seven-yard touchdown pass to DeMarco Murray. He was credited with his seventh career game-winning drive and his sixth fourth-quarter comeback in 35 career starts. His game-winning drive against the Bengals was his third in a four-game span.

➤ **At Pittsburgh (11/16)**, completed 22 of 33 passes for 306 yards, recording his fifth career 300-yard passing game and his second of 2017. In the first quarter, on third-and-goal, he scrambled seven yards to give him his eighth career rushing touchdown. In the second quarter, he passed Vince Young (8,098 passing yards) for fifth place in franchise history in career passing yards. On the first play of the third quarter, he hit Rishard Matthews for a 75-yard touchdown, marking the longest pass of his career (61-yard touchdown at New Orleans on Nov. 8, 2015).

MARIOTA AT AGE 24

On Oct. 30, 2017, **Marcus Mariota** celebrated his 24th birthday. The third-year signal caller found rare success as an NFL passer prior to age 24, completing 616 of 997 career attempts for 7,545 yards, 49 touchdowns and 23 interceptions.

Mariota's career passer rating as of his 24th birthday was 91.9. Since the 1970 AFL-NFL merger, only four quarterbacks attempted at least 300 passes before turning 24 and accumulated a higher passer rating than Mariota. The four were **Dak Prescott** (104.9), **Dan Marino** (102.7), **Ben Roethlisberger** (98.3) and **Daunte Culpepper** (98.0).

Highest passer rating before the age of 24 (1970–2017; minimum 300 attempts):

Player	Rating
1. Dak Prescott	104.9
2. Dan Marino	102.7
3. Ben Roethlisberger	98.3
4. Daunte Culpepper	98.0
5. Marcus Mariota	91.9
6. Robert Griffi	91.5
7. Matt Ryan	87.7
8. Teddy Bridgewater	87.0
9. Mike Glennon	86.4
10. Jameis Winston *	85.6

* Winston is still 23 years old

HIGHEST PASSER RATING IN YEARS 1-2

From 2015–2016, **Marcus Mariota** completed 506 of 821 passes for 6,244 yards, 45 touchdowns and 19 interceptions, compiling a passer rating of 93.8.

Mariota's 93.8 passer rating set a franchise record for a player's first two NFL seasons. Additionally, it ranks sixth in NFL history for a player's first two NFL campaigns (minimum 500 attempts), trailing only **Kurt Warner** (107.9), **Dan Marino** (104.5), **Nick Foles** (101.0), **Russell Wilson** (100.6) and **Ben Roethlisberger** (98.3).

The top all-time NFL passer ratings in a player's first two NFL seasons (through 2016; minimum 500 attempts):

Player	Seasons	Passer Rating
1. Kurt Warner	1998–1999	107.9
2. Dan Marino	1983–1984	104.5
3. Nick Foles	2012–2013	101.0
4. Russell Wilson	2012–2013	100.6
5. Ben Roethlisberger	2004–2005	98.3
6. Marcus Mariota	2015–2016	93.8

FRANCHISE PASSING YARDS LIST

On Nov. 16, 2017, **Marcus Mariota** passed **Vince Young** (8,098 passing yards) for fifth place in franchise history in career passing yards. Mariota now trails only **Warren Moon** (33,685), **Steve McNair** (27,141), **George Blanda** (19,149) and **Dan Pastorini** (16,864) on the team's all-time list.

Most passing yards, franchise history:

Player	Seasons	Passing Yards
1. Warren Moon	1984–1993	33,685
2. Steve McNair	1995–2005	27,141
3. George Blanda	1960–1966	19,149
4. Dan Pastorini	1971–1979	16,864
5. Marcus Mariota	2015–2017	8,333
6. Vince Young	2006–2010	8,098
7. Kerry Collins	2006–2010	6,804
8. Ken Stabler	1980–1981	5,190
9. Pete Beathard	1967–1969	5,128
10. Jake Locker	2011–2014	4,967



TWO-TD PASSING GAMES

On Sept. 24, 2017 against the Seahawks, Titans quarterback **Marcus Mariota** appeared in his 30th career NFL game. In his first 30 games, the former second-overall draft pick completed 566 of 921 passes for 6,940 yards, 48 touchdowns and 20 interceptions (93.0 passer rating)

Mariota completed two touchdown passes against Seattle, marking the 17th time in his first 30 games that he completed two or more touchdown passes in a game.

Since the 1970 NFL-AFL merger, only two quarterbacks—**Dan Marino** and **Kurt Warner**—had more two-touchdown passing performances in their first 30 games than Mariota. Mariota tied for third on the list with **Carson Palmer**, **Aaron Brooks** and **Derek Carr**.

Most two-touchdown passing performances in a player's first 30 career games since 1970:

Quarterback	Performances in First 30 Games with 2+ TD Passes
1. Dan Marino	24
2. Kurt Warner	21
3. Marcus Mariota	17
Derek Carr	17
Aaron Brooks	17
Carson Palmer	17
7. Russell Wilson	16
Matthew Stafford	16
Peyton Manning	16

100 PASSER RATING, TWO TOUCHDOWNS

At Chicago on Nov. 27, 2016, **Marcus Mariota** recorded his 10th career performance with at least two touchdown passes and a passer rating of at least 100. He became the fourth player in NFL history to record 10 such games in his first two NFL seasons, joining **Dan Marino** (14), **Russell Wilson** (12) and **Kurt Warner** (11).

In Titans/Oilers history, only four other quarterbacks have had 10 games in their entire careers with a 100 passer rating and two touchdown passes: **Steve McNair** (29), **Warren Moon** (26), **George Blanda** (17) and **Dan Pastorini** (10).

Most games in a quarterback's first two NFL seasons with at least two touchdown passes and a 100 passer rating (through 2016):

Quarterback	Seasons	Team	Games in First 2 Seasons w/ 100+ Passer Rating + 2 TD passes
1. Dan Marino	1983-1984	Miami	14
2. Russell Wilson	2012-2013	Seattle	12
3. Kurt Warner	1998-1999	St. Louis	11
4. Marcus Mariota	2015-2016	Tennessee	10
5. Daunte Culpepper	1999-2000	Minnesota	9
Jeff Garcia	1999-2000	San Francisco	9

CONSECUTIVE GAMES W/ TWO TD PASSES

Over an eight-game stretch in 2016, **Marcus Mariota** completed at least two touchdown passes. In doing so, he broke Pro Football Hall of Famer **Warren Moon's** franchise record for the most consecutive games with multiple touchdown passes. Moon set the record in 1987.

Mariota became the second NFL quarterback in his first or second year to record a streak of eight or more games in a season with two or more touchdown passes. The only previous player to accomplish the feat was **Dan Marino** (10) in 1984. Among all NFL players, Mariota's streak of games with multiple touchdown passes was the longest such streak since a nine-game run by **Tom Brady** to start the 2015 campaign.

Besides Mariota and Moon, only one other signal caller for the franchise, **Billy Volek** in 2004, had as many as five consecutive games with multiple touchdown passes with the team.

Most consecutive games with multiple touchdown passes, franchise history:

Player	Season	Games
1. Marcus Mariota	2016	8
2. Warren Moon	1987	6
3. Billy Volek	2004	5

FOUR-TD/ZERO-INT PASSING GAMES

On Nov. 20, 2016 against Green Bay, **Marcus Mariota** completed four touchdown passes without throwing an interception. It was his third such performance.

Already, Mariota's trio of four-touchdown/zero-interception passing performances leads all quarterbacks in franchise history. The previous record of two such games was shared by **George Blanda** and **Warren Moon**.

Most career games with four passing touchdowns and no interceptions, franchise history:

Quarterback	Seasons	Games
1. Marcus Mariota	2015–2016	3
2. George Blanda	1960–1966	2
Warren Moon	1984–1993	2
4. Chris Chandler	1995–1996	1
Steve McNair	1995–2005	1
Billy Volek	2000–2006	1

FOUR-TOUCHDOWN GAMES

On Nov. 13, 2016 against Green Bay, **Marcus Mariota** accounted for four total touchdowns passing and/or rushing for the sixth time in 22 career starts.

In NFL history, no player has recorded more four-touchdown performances in his first 22 NFL games. Former New York Giants quarterback **Charlie Conerly** ranks second with five four-touchdown performances in his first 22 games from 1948–1949.

Quarterbacks with the most four-touchdown performances (passing and rushing) in their first 22 NFL games:

Quarterback	Team	Seasons	Four-Touchdown Games
1. Marcus Mariota	Tennessee	2015–2016	6
2. Charlie Conerly	N.Y. Giants	1948–1949	5

Mariota's career four-touchdown performances:

Date	Opponent	Passing TDs	Rushing TDs
9/13/15	at Tampa Bay	4	0
11/8/15	at New Orleans	4	0
12/6/15	Jacksonville	3	1
10/9/16	at Miami	3	1
11/6/16	at San Diego	3	1
11/13/16	Green Bay	4	0

6,000/600 CLUB

In his first two NFL seasons, **Marcus Mariota** passed for 6,244 yards and rushed for an additional 601 yards. He became the seventh player in NFL history with at least 6,000 passing yards and 600 rushing yards in his first two seasons.

Jeff Garcia became the first quarterback to accomplish the feat in 2000. Since then, six more signal callers matched the feat: **Cam Newton**, **Robert Griffin**, **Russell Wilson**, **Andrew Luck**, **Blake Bortles** and Mariota.

Players in NFL history with 6,000 passing yards and 600 rushing yards in their first two NFL seasons (through 2016):

Player	Seasons	Team	Passing Yards	Rushing Yards
Marcus Mariota	2015–2016	Tennessee	6,244	601
Blake Bortles	2014–2015	Jacksonville	7,336	729
Andrew Luck	2012–2013	Indianapolis	8,196	632
Russell Wilson	2012–2013	Seattle	6,475	1,028
Robert Griffin	2012–2013	Washington	6,403	1,304
Cam Newton	2011–2012	Carolina	7,920	1,447
Jeff Garcia	1999–2000	San Francisco	6,822	645

RED ZONE PASSING

Since he entered the NFL in 2015, Titans quarterback **Marcus Mariota** has been one of the NFL's most efficient quarterback in the red zone. During that time, Mariota has completed 36 touchdown passes without throwing an interception inside the opponents' 20-yard line.

Highest red zone passer rating from 2015–2017 (from the opponents' 1-19 yard lines; minimum 100 attempts):

Player	Att	Cmp	Pct	Yds	TD	Int	Rate
1. Andrew Luck	102	67	65.7	412	31	1	109.2
2. Marcus Mariota	124	73	58.9	543	36	0	109.0
3. Drew Brees	220	150	68.2	863	57	5	105.4
4. Tom Brady	205	131	63.9	893	63	4	104.9
5. Matthew Stafford	202	121	59.9	778	52	3	101.4
6. Tyrod Taylor	123	72	58.5	471	26	2	99.6
7. Kirk Cousins	201	113	56.2	761	47	3	98.1
8. Carson Wentz	128	69	53.9	448	29	1	97.9
9. Carson Palmer	195	103	52.8	796	51	3	96.3
10. Sam Bradford	133	81	60.9	520	27	4	96.2

In 2016, **Marcus Mariota's** 113.5 passer rating in the red zone (from the opponents' 1-19 yard lines) tied for third in the NFL. He had 18 touchdowns without an interception in the red zone.

Highest red zone passer rating in 2016 (from the opponents' 1-19 yard lines):

Player	Team	Att	Cmp	Yds	TD	Int	Rate
1. Ryan Tannehill	Mia	44	30	224	11	0	119.7
2. Colin Kaepernick	SF	32	19	185	13	0	115.2
3. Andrew Luck	Ind	66	44	258	20	0	113.5
Marcus Mariota	Ten	54	34	251	18	0	113.5
5. Tom Brady	NE	62	43	288	20	1	112.1
6. Tyrod Taylor	Buf	50	30	240	11	0	111.7
7. Sam Bradford	Min	74	50	309	14	1	109.7
8. Matt Ryan	Atl	94	62	374	23	1	108.8
9. Aaron Rodgers	GB	105	64	382	31	0	107.6
10. Andy Dalton	Cin	67	37	267	13	0	104.3

As a rookie in 2015, Mariota's 116.1 passer rating in the red zone ranked third in the NFL behind **Blaine Gabbert's** 120.5 and **Matthew Stafford's** 118.0. Since at least 1991 (statistic not tracked prior to then), Mariota finished with the highest single-season passer rating by a Titans quarterback, topping the previous benchmark of 110.5 by **Ryan Fitzpatrick** in 2013 (25-41, 177 yards, eight touchdowns, zero interceptions).



THIRD-DOWN PASSING IN 2016

In 2016, **Marcus Mariota's** 105.9 passer rating on third down ranked sixth in the NFL.

Highest passer rating on third down in 2016 (minimum 50 attempts per 16 team games):

Player	Team	Att	Cmp	Pct	Yds	TD	Int	Rate
1. Tom Brady	NE	123	82	66.7	1,289	11	1	127.7
2. Aaron Rodgers	GB	153	101	66.0	1,391	16	5	116.2
3. Matt Ryan	Atl	125	89	71.2	965	7	0	112.3
4. Ben Roethlisberger	Pit	133	78	58.6	1,141	11	2	108.0
5. Drew Brees	NO	163	110	67.5	1,321	14	5	107.9
6. Marcus Mariota	Ten	142	87	61.3	1,218	11	3	105.9
7. Kirk Cousins	Was	154	94	61.0	1,309	9	4	97.0
8. Dak Prescott	Dal	126	82	65.1	979	6	3	94.6
9. Trevor Siemian	Den	132	76	57.6	993	9	4	91.5
10. Derek Carr	Oak	155	88	56.8	1,075	7	1	90.7

Since 1991, among all Titans/Oilers quarterbacks, only **Steve McNair** in his co-MVP season of 2003 recorded a better passer rating on third down than Mariota this season. McNair was 77-of-118 for 974 yards with 12 touchdowns, two interceptions and a league-best 117.7 passer rating that season.

Highest single-season passer rating on third down for the Titans/Oilers, 1991–2016 (minimum 50 attempts):

Player	Year	Att	Cmp	Pct	Yds	TD	Int	Rate
1. Steve McNair	2003	118	77	65.3	974	12	2	117.7
2. Marcus Mariota	2016	142	87	61.3	1,218	11	3	105.9
3. Vince Young	2010	52	31	59.6	366	5	1	105.1
4. Chris Chandler	1996	87	45	51.7	626	10	2	103.9
Chris Chandler	1995	95	59	62.1	721	9	3	103.9

TD-TO-INT RATIO IN FIRST TWO SEASONS

Marcus Mariota passed for 45 career touchdowns and 19 interceptions from 2015–2016, a ratio that ranks among the best all-time in a player's first two campaigns.

Mariota's average of 2.37 touchdown passes for every interception thrown ranks fourth in league history by quarterbacks who have thrown at least 40 touchdown passes in their first two NFL seasons. The only players ahead of Mariota are **Kurt Warner** (3.15), **Dan Marino** (2.96) and **Russell Wilson** (2.74).

Mariota is the first player in Titans/Oilers history with 40 touchdown passes in his first two NFL seasons. The previous record holder was **Warren Moon** with 27.

Highest touchdown-to-interception ratio in a player's first two NFL seasons, minimum 40 touchdown passes (through 2016):

Player	Seasons	Team	TD	INT	TD to INT Ratio
1. Kurt Warner	1998-1999	StL	41	13	3.15 to 1
2. Dan Marino	1983-1984	Mia	68	23	2.96 to 1
3. Russell Wilson	2012-2013	Sea	52	19	2.74 to 1
4. Marcus Mariota	2015-2016	Ten	45	19	2.37 to 1
5. Derek Carr	2014-2015	Oak	53	25	2.12 to 1
6. Jeff Garcia	1999-2000	SF	42	21	2.00 to 1
7. Andrew Luck	2012-2013	Ind	46	27	1.70 to 1
8. Andy Dalton	2011-2012	Cin	47	29	1.62 to 1
9. Mark Rypien	1988-1989	Was	40	26	1.54 to 1
10. Jameis Winston	2015-2016	TB	50	33	1.51 to 1

FRANCHISE SINGLE-GAME PASSER RATINGS

Against the Packers on Nov. 13, 2016, **Marcus Mariota** completed 19 of 26 passes for 295 yards with four touchdowns and no interceptions. His passer rating for the game was 149.8.

Among all games in franchise history, Mariota's passer rating against the Packers ranks second. The only one that tops it is a perfect 158.3 by **Chris Chandler** against the Cincinnati Bengals on Sept. 24, 1995.

Mariota already owns two of the franchise's three best single-game passer ratings and 25 percent of the team's 16 best performances. His 148.1 passer rating against the Jacksonville Jaguars on Oct. 27 is third on the list. Additionally, his 135.7 passer rating at the New Orleans Saints as a rookie (Nov. 8) is 12th, and his 132.6 passer rating against the Cleveland Browns on Oct. 16, 2016 is 16th on the list.

In his NFL debut at Tampa Bay on Sept. 13, 2015, Mariota had a perfect 158.3 passer rating. However, his 15 attempts fell short of the 20 attempts required to qualify in the NFL's official record books.

Top single-game passer ratings in franchise history (minimum 20 attempts):

Player	Date	Opp	Att	Cmp	Yds	TD	Int	Rate
1. Chris Chandler	09/24/95	Cin	26	23	352	4	0	158.3
2. Marcus Mariota	11/13/16	GB	26	19	295	4	0	149.8
3. Marcus Mariota	10/27/16	Jax	22	18	270	2	0	148.1
4. Steve McNair	10/12/03	Hou	27	18	421	3	0	146.8
5. Warren Moon	11/18/90	Cle	32	24	322	5	0	146.1
6. Warren Moon	11/26/90	Buf	22	16	300	2	0	145.1
7. Chris Chandler	11/26/95	Den	26	18	280	3	0	143.1
8. Warren Moon	10/01/89	Mia	23	19	254	2	0	141.7
9. Warren Moon	11/15/87	Pit	22	16	239	2	0	138.3
10. Chris Chandler	09/08/96	Jac	22	14	226	3	0	137.5
11. Steve McNair	12/26/99	Jac	33	23	291	5	0	136.5
12. Marcus Mariota	11/08/15	NO	39	28	371	4	0	135.7
13. Warren Moon	11/14/93	Cin	31	23	225	4	0	133.7
14. Steve McNair	10/18/98	Cin	21	16	277	1	0	133.5
15. George Blanda	11/19/61	NYT	32	20	418	7	1	132.8
16. Marcus Mariota	10/16/16	Cle	24	17	284	3	1	132.6

TD PASSES BEFORE AGE 23

Marcus Mariota celebrated his 23rd birthday on Oct. 30, 2016. Prior to that, his NFL totals included 33 touchdown passes—19 as a rookie and 14 through the first eight games of 2016.

In NFL history, only four quarterbacks have completed more touchdown passes before their 23rd birthday than Mariota: New England's **Drew Bledsoe**, Minnesota's **Fran Tarkenton**, Tampa Bay's **Josh Freeman** and Tampa Bay's **Jameis Winston**.

Most touchdown passes in NFL history before a player's 23rd birthday (through 2016):

Player	Seasons	Team	TD Passes
1. Jameis Winston	2015–2016	Tampa Bay	50
2. Drew Bledsoe	1993–1994	New England	40
Fran Tarkenton	1961–1962	Minnesota	40
4. Josh Freeman	2009–2010	Tampa Bay	35
5. Marcus Mariota	2015–2016	Tennessee	33
6. Dan Marino	1983–1984	Miami	27
7. Peyton Manning	1998–1998	Indianapolis	26
8. Cam Newton	2011–2011	Carolina	21
9. Teddy Bridgewater	2014–2015	Minnesota	20
Robert Griffi	2012–2012	Washington	20
Bernie Kosar	1985–1986	Cleveland	20

MARIOTA ON THE ROAD

Marcus Mariota's passer rating in road games in his first two NFL seasons ranked near the top of the NFL. He recorded a 92.0 road passer rating in 2016 after having a 105.3 road passer rating as a rookie.

Highest passer rating in road games from 2015-16 (minimum 134 attempts):

Player	Games	Att	Cmp	Yds	TD	Int	Rate
1. Tom Brady	15	543	350	4,231	34	3	106.8
2. Dak Prescott	8	211	139	1,691	12	3	103.4
3. Josh McCown	5	145	105	1,191	4	2	100.1
Matt Ryan	16	585	386	4,599	28	8	100.1
5. Andy Dalton	14	497	320	3,851	23	6	98.4
6. Marcus Mariota	14	419	260	3,146	23	6	97.4
7. Aaron Rodgers	16	571	357	3,944	32	7	96.5
8. Derek Carr	15	539	327	3,738	29	5	95.6
9. Kirk Cousins	16	597	399	4,535	26	13	94.9
10. Brian Hoyer	8	283	169	1,977	15	3	94.2

Marcus Mariota's 105.3 passer rating on the road in 2015 ranked fourth in the NFL behind Josh McCown's 110.4, Russell Wilson's 107.7 and Andy Dalton's 107.2.

Highest passer rating in road games in 2015 (minimum 100 attempts):

Player	Team	Att	Cmp	Yds	TD	Int	Rate
1. Josh McCown	Cle	132	99	1,132	4	0	110.4
2. Russell Wilson	Sea	235	166	1,878	17	6	107.7
3. Andy Dalton	Cin	195	126	1,661	13	3	107.2
4. Marcus Mariota	Ten	171	108	1,374	10	1	105.3
5. Carson Palmer	Ari	280	179	2,405	18	5	105.1

Mariota's 105.3 passer rating on the road in 2015 was the best in franchise annals. Previously, Chris Chandler posted the top passer rating on the road with a 102.2 rating in 1995.

Highest single-season passer rating in road games in franchise history (minimum 100 attempts):

Player	Year	Att	Cmp	Yds	TD	Int	Rate
1. Marcus Mariota	2015	171	108	1,374	10	1	105.3
2. Chris Chandler	1995	177	119	1,314	12	4	102.2
3. Warren Moon	1992	167	114	1,245	10	4	100.0
4. Chris Chandler	1996	130	78	945	10	4	95.2
5. Steve McNair	2003	216	133	1,671	12	5	94.5



MARCUS MARIOTA'S STARTING RECORD WHEN ...

Record When Mariota	2015	2016	2017	Career
Starts at quarterback	3-9	8-7	6-3	17-19
Starts vs. division opponents	1-2	1-4	2-1	4-7
Passes for 300 or more yards	1-1	0-1	1-1	2-3
Completes 1 or more TD passes	3-4	6-5	5-1	14-10
Completes 2 or more TD passes	3-3	6-4	2-0	11-7
Completes 3 or more TD passes	3-1	3-1	0-0	6-2
Starts and passes for no INTs	2-3	5-3	2-1	9-7
Completes 70.0% of his passes	2-0	4-0	1-0	7-0
Has a passer rating of 80.0+	3-3	6-4	3-0	12-7
Has a passer rating of 90.0+	3-1	6-2	3-0	12-3
Has a passer rating of 100.0+	3-0	6-1	2-0	11-1
Sacked 0 times	1-0	3-1	1-1	5-2
Rushes for 1 or more TDs	1-1	1-1	0-3	2-5
Rushes for 2 or more TDs	0-0	0-0	0-1	0-1
Rushes and Passes for 1 TD	1-0	1-1	0-1	2-2

SINGLE-GAME ROOKIE PASSING YARDS

On Nov. 8, 2015, Marcus Mariota broke his own franchise rookie record with 371 passing yards at the New Orleans Saints.

Mariota initially set the record on Sept. 27 against Indianapolis with 367 passing yards. He broke Zach Mettenberger's record of 345 passing yards at the Philadelphia Eagles on Nov. 23, 2014.

As a rookie in 2014, Mettenberger broke Jacky Lee's longstanding record of 331 yards at the Boston Patriots on Nov. 25, 1960.

Most single-game passing yards by a rookie, franchise history:

Player	Date/Opponent	Passing Yards
1. Marcus Mariota	11/8/15 at New Orleans	371
2. Marcus Mariota	9/27/15 vs. Indianapolis	367
3. Zach Mettenberger	11/23/14 at Philadelphia	345
4. Jacky Lee	11/25/60 at Boston	331
5. Zach Mettenberger	10/26/14 vs. Houston	299
6. Jake Locker	12/11/11 vs. New Orleans	282
7. Jacky Lee	11/20/60 vs. Denver	281
8. Marcus Mariota	12/13/15 at N.Y. Jets	274
9. Marcus Mariota	12/6/15 vs. Jacksonville	268
10. Brent Pease	10/4/87 at Denver	260
Dan Pastorini	11/7/71 at New England	260

ROOKIE ACCURACY

In 2015, Titans quarterback Marcus Mariota posted one of the highest completion percentages in NFL history among rookie quarterbacks. His completion percentage of 62.2 was the fifth best all-time among rookies.

Mariota's completion percentage would shattered the franchise's rookie record. Until Mariota, Vince Young's completion percentage of 51.5 in 2006 was the best among rookie qualifiers in team annals.

Highest completion percentage among rookie quarterbacks in NFL history (through 2015; minimum 14 passes per team game, or 224 attempts per 16 games):

Quarterback	Year	Team	Comp	Att	Pct
1. Ben Roethlisberger	2004	Pittsburgh	196	295	66.4
2. Robert Griffin II	2012	Washington	258	393	65.7
3. Teddy Bridgewater	2014	Minnesota	259	402	64.4
4. Russell Wilson	2012	Seattle	252	393	64.1
5. Marcus Mariota	2015	Tennessee	227	364	62.2
6. Matt Ryan	2008	Atlanta	265	434	61.1
7. Carson Palmer	2004	Cincinnati	263	432	60.9
8. Nick Foles	2012	Philadelphia	161	265	60.8
9. Joe Flacco	2008	Baltimore	257	428	60.1
10. Sam Bradford	2010	St. Louis	354	590	60.0



2015 PASSING AVERAGE LEADERS

Marcus Mariota's 7.62 average yards per passing attempt in 2015 ranked 10th in the NFL among all NFL quarterbacks.

NFL leaders in yards per passing attempt in 2015:

Player	Team	Att	Yds	Yds/Att
1. Carson Palmer	Ari	537	4,671	8.70
2. Andy Dalton	Cin	386	3,250	8.42
3. Ben Roethlisberger	Pit	469	3,938	8.40
4. Russell Wilson	Sea	483	4,024	8.33
5. Tyrod Taylor	Buf	380	3,035	7.99
6. Drew Brees	NO	627	4,870	7.77
7. Cam Newton	Car	495	3,837	7.75
8. Kirk Cousins	Was	543	4,166	7.67
9. Tom Brady	NE	624	4,770	7.64
10. Marcus Mariota	Ten	370	2,818	7.62

ROOKIE QBs WITH 3 TD PASSES 4 TIMES

Marcus Mariota completed three or more touchdown passes on four different occasions during his rookie season. He joined Peyton Manning (four in 1998) as the only rookies to accomplish the feat.

Most games as a rookie with three or more touchdown passes, NFL history (through 2015):

Player	Season	Games with 3+ TD Passes
Marcus Mariota	2015	4
Peyton Manning	1998	4

Marcus Mariota's three-touchdown games:

Date	Opponent	TD Passes
Sept. 13, 2015	at Tampa Bay	4
Nov. 8, 2015	at New Orleans	4
Nov. 29, 2015	Oakland	3
Dec. 6, 2015	Jacksonville	3

TITANS TIDBITS: MARCUS MARIOTA

- In 2016, Mariota launched his Motiv8 Foundation, which serves the communities of Middle Tennessee, Eugene and Honolulu. The Foundation was a major sponsor in the inaugural Polynesian Bowl. The game featured the top players in the nation including 15 of the top 16 Polynesian players in the ESPN 300. The non-profit also participated with First Hawaii Bank's bobble head charity fundraiser that netted the Motiv8 Foundation \$115,000 for local programs in Hawaii. The Foundation held its inaugural golf tournament at Oahu Country Club raising money for local programs and sold out in just four days. The Foundation also held its inaugural golf tournament in Oregon at the Springfield Golf Club with all monies raised going to programs in Oregon.
- He is the oldest son of Toa and Alana Mariota. His younger brother, Matthew, is a tight end at Oregon.
- Mariota credits much of his athletic success to playing soccer in his youth. By the time he was eight years old, he was wearing a soccer jersey with the number 8, and he has kept the jersey number ever since then.
- During his time in Eugene, Ore., Mariota became a fixture at the Boys and Girls Club of Emerald Valley, spending time on a weekly basis with kids at the center. For his efforts in the community, he was awarded with the inaugural Play It Forward Award at the 63rd Annual Oregon Sports Awards in June 2015.

2015 FIRST-DOWN PERCENTAGE LEADERS

Marcus Mariota attempted 370 passes as a rookie in 2015, and 142 of his attempts resulted in Titans first downs. His first-down rate of 38.4 percent ranked fourth in the NFL behind only Carson Palmer (43.0), Cam Newton (39.4) and Russell Wilson (38.7).

Highest percentage of passes resulting in first downs in 2015 (minimum 224 attempts):

Player	Team	Att	Cmp	1st	1st%
1. Carson Palmer	Ari	537	342	231	43.0
2. Cam Newton	Car	495	296	195	39.4
3. Russell Wilson	Sea	483	329	187	38.7
4. Marcus Mariota	Ten	370	230	142	38.4
5. Andy Dalton	Cin	386	255	147	38.1
6. Matthew Stafford	Det	592	398	223	37.7
7. Jameis Winston	TB	535	312	201	37.6
8. Kirk Cousins	Was	543	379	204	37.6
9. Matt Ryan	Atl	614	407	229	37.3
10. Ben Roethlisberger	Pit	469	319	174	37.1

Since 1991, the highest percentage of passes for first downs recorded by a Titans quarterback is 41.0, set by Steve McNair in his 2003 MVP season. Mariota's 38.4 first-down percentage ranks second for the franchise in that time period.

Highest percentage of passes resulting in first downs for the Titans/Oilers, 1991-2015 (minimum 224 attempts):

Player	Team	Att	Cmp	1st	1st%
1. Steve McNair	2003	400	250	164	41.0
2. Marcus Mariota	2015	370	230	142	38.4
3. Warren Moon	1992	346	224	132	38.2
4. Cody Carlson	1992	227	149	85	37.4
5. Vince Young	2007	382	238	141	36.9
6. Steve McNair	2001	431	264	159	36.9
7. Steve McNair	2002	492	301	178	36.2
8. Steve McNair	2000	396	248	141	35.6
9. Warren Moon	1991	655	404	231	35.3
10. Vince Young	2009	259	152	91	35.1

RUSH TO THE RECORD BOOKS

On Dec. 6 against Jacksonville, **Marcus Mariota** rushed for an 87-yard touchdown against Jacksonville and finished the game with 112 rushing yards on nine attempts.

The 87-yard run was the longest run in franchise history by a quarterback and the fifth-longest run overall for the team, behind three rushes by running back **Chris Johnson** (94, 91 and 89 yards) and one rush by running back **Sid Blanks** (91).

Steve McNair previously recorded the longest run in franchise history by a quarterback with a 71-yard attempt in 1998 (Nov. 8 at Tampa Bay).

Longest rushing attempts in franchise history:

Player	Date	Opp	Rush
1. Chris Johnson	12/17/12	New York Jets	94t
2. Chris Johnson	9/20/09	Houston	91t
Sid Blanks	12/13/64	New York Jets	91t
4. Chris Johnson	11/1/09	Jacksonville	89t
5. Marcus Mariota (QB)	12/6/15	Jacksonville	87t
5. Chris Johnson	11/29/09	Arizona	85t
6. Chris Johnson	10/21/12	at Buffalo	83t
7. Earl Campbell	11/20/78	Miami	81t
8. Chris Johnson	11/4/12	Chicago	80t
LenDale White	10/19/08	at Kansas City	80t
Larry Moriarty	9/11/83	at L.A. Raiders	80

From 1960–2016, only two quarterbacks have recorded a run longer than Mariota's 87-yarder. Oakland's **Terrelle Pryor** set the NFL quarterback record with 93-yard touchdown run for the Oakland Raiders in 2013 (Oct. 27 against Pittsburgh), and most recently San Francisco's **Colin Kaepernick** had a 90-yard touchdown run in 2014 at the San Diego Chargers (Dec. 20).

Longest rushing attempts since 1960 history among NFL quarterbacks (through 2016):

Player	Date	Date/Opp	Rush
1. Terrelle Pryor	Oak	10/27/13 vs. Pit	93
2. Colin Kaepernick	SF	12/20/14 at SD	90
3. Marcus Mariota	Ten	11/6/15 vs. Jax	87

Mariota's 112 rushing yards against the Jaguars set a new single-game record among Titans/Oilers quarterbacks, topping the record of 95 yards held by **Steve McNair** (Nov. 8, 1998 at Tampa Bay).

Most single-game rushing yards by a quarterback in franchise history:

Player	Date	Opp	Rush Yds
1. Marcus Mariota	12/6/15	Jacksonville	112
2. Steve McNair	11/8/98	at Tampa Bay	95
3. Steve McNair	12/21/97	Pittsburgh	90
4. Vince Young	12/10/06	at Houston	86
5. Steve McNair	12/13/98	at Jacksonville	81



SINGLE-SEASON ROOKIE RECORDS

In 2015, **Marcus Mariota** broke virtually every rookie passing record for the franchise, completing 230 of 370 passes for 2,818 yards, 19 touchdowns and 10 interceptions.

Most passing attempts in a season by a rookie, franchise history:

Rookie QB	Season	Pass Attempts
1. Marcus Mariota	2015	370
2. Vince Young	2006	357
3. Dan Pastorini	1971	270
4. Zach Mettenberger	2014	179
5. Brent Pease*	1987	113
6. Steve McNair	1995	80
7. Jacky Lee	1960	77

Most completions in a season by a rookie, franchise history:

Rookie QB	Season	Completions
1. Marcus Mariota	2015	230
2. Vince Young	2006	184
3. Dan Pastorini	1971	127
4. Zach Mettenberger	2014	107
5. Brent Pease*	1987	56
6. Jacky Lee	1960	41
Steve McNair	1995	41

Most passing yards in a season by a rookie, franchise history:

Rookie QB	Season	Passing Yards
1. Marcus Mariota	2015	2,818
2. Vince Young	2006	2,199
3. Dan Pastorini	1971	1,702
4. Zach Mettenberger	2014	1,412
5. Jacky Lee	1960	842
6. Brent Pease*	1987	728
7. Steve McNair	1995	569

Most passing touchdowns in a season by a rookie, franchise history:

Rookie QB	Season	Passing TDs
1. Marcus Mariota	2015	19
2. Vince Young	2006	12
3. Zach Mettenberger	2014	8
4. Dan Pastorini	1971	7
5. Jacky Lee	1960	5
6. Steve McNair	1995	3
Brent Pease*	1987	3

Highest passer rating in a season by a rookie, franchise history (minimum 100 attempts):

Rookie QB	Season	Passer Rating
1. Marcus Mariota	2015	91.5
2. Zach Mettenberger	2014	83.4
3. Vince Young	2006	66.7
4. Brent Pease*	1987	60.6
5. Dan Pastorini	1971	43.8


Highest completion percentage in a season by a rookie, franchise history (minimum 100 attempts):

Rookie QB	Season	Passer Rating
1. Marcus Mariota	2015	62.2
2. Zach Mettenberger	2014	59.8
3. Vince Young	2006	51.5
4. Brent Pease*	1987	49.6
5. Dan Pastorini	1971	47.0

* Replacement player during strike

#16 • QB MATT CASSEL

[CLICK FOR COMPLETE BIO \(PDF\)](#)



Quarterback **Matt Cassel** (6-4, 228) is in his 13th NFL season and his second campaign with the Titans. He was signed during the 2016 offseason to give the team an experienced, veteran leader to back up starting quarterback **Marcus Mariota**.

In his first season with the Titans, Cassel appeared in four total games, including a win as the starter in the season finale versus Houston (Jan. 1). He completed 30 of 51 passes for 284 yards, two touchdowns and two interceptions during the year.

Cassel spent 11 previous seasons with the New England Patriots, Kansas City Chiefs, Minnesota Vikings, Buffalo Bills and Dallas Cowboys. His career totals prior to arriving in Tennessee included 17,003 passing yards, 101 touchdown passes, 77 interceptions and a passer rating of 79.3.

In 2015, Cassel played for the Buffalo Bills and the Dallas Cowboys. With the Cowboys, he started seven games and completed 119 of 204 passes for 1,276 yards, five touchdowns and seven interceptions.

Cassel began his NFL career in 2005 as a seventh-round draft pick of the Patriots. He spent four seasons there, including 2008, when he went 10-5 as a starter after **Tom Brady** suffered a season-ending knee injury in the opener. He passed for 3,693 yards and 21 touchdowns.

In 2009, he was traded to Kansas City, where he would spend the next four seasons. In 2010, he was named to the Pro Bowl after setting career highs with 27 touchdown passes and a 93.0 passer rating as the starting quarterback for the Chiefs. He helped guide the Chiefs to the AFC West title.

Cassel went to Minnesota in 2013 and started a total of nine contests with the Vikings over two years. The Vikings traded him to Buffalo in March 2015, and then the Bills dealt him to the Cowboys in September.

A native of Northridge, Calif., Cassel played in 25 career games at Southern Cal as a backup to Heisman Trophy winners **Carson Palmer** and **Matt Leinart**. While he was there, the Trojans won back-to-back national titles in 2003 and 2004.

2017 Highlights:

- **At Houston (10/1)**, played the entire second half in place of Marcus Mariota, who exited the game with a hamstring injury. He completed four of 10 passes for 21 yards with two interceptions.
- **At Miami (10/8)**, started for Marcus Mariota (hamstring) and completed 21 of 32 passes for 141 yards. He completed an 11-yard touchdown pass to tight end Phillip Supernaw.

Cassel's Career Regular Season Passing Statistics:

Year	Team	G/S	Att	Cmp	Pct	Yds	TD	Int	Lg	Sack	Rate
2005	NE	2/0	24	13	54.2	183	2	1	36	1	89.4
2006	NE	6/0	8	5	62.5	32	0	0	10	3	70.8
2007	NE	6/0	7	4	57.1	38	0	1	21	0	32.7
2008	NE	16/15	516	327	63.4	3,693	21	11	76t	47	89.4
2009	KC	15/15	493	271	55.0	2,924	16	16	61	42	69.9
2010	KC	15/15	450	262	58.2	3,116	27	7	75t	26	93.0
2011	KC	9/9	269	160	59.5	1,713	10	9	52t	22	76.6
2012	KC	9/8	277	161	58.1	1,796	6	12	46	19	66.7
2013	Min	9/6	254	153	60.2	1,807	11	9	79t	16	81.6
2014	Min	3/3	71	41	57.7	425	3	4	28	6	65.8
2015	Buf/Dal	9/8	204	119	58.3	1,276	5	7	51	14	70.6
2016	Ten	4/1	51	30	58.8	284	2	2	50	5	71.0
2017	Ten	2/1	42	25	59.5	162	1	2	17	8	55.9
Totals		105/81	2,666	1,571	58.9	17,449	104	81	79t	209	78.8

Cassel's Regular Season Single-Game Highs:

- Attempts** - 53 at Denver (11/14/10)
- Completions** - 33 at Denver (11/14/10)
- Passing Yards** - 469 at Denver (11/14/10)
- Touchdown Passes** - 4 (Four times, last at Indianapolis 10/9/11)
- Long Completion** - 79t at Baltimore (12/8/13)
- Passer Rating** - 144.0 vs. Jacksonville (10/24/10)

MORE TITANS QUARTERBACKS

3 - QB BRANDON WEEDEN (6-3, 230, 6th Year, Oklahoma State)

- **Brandon Weeden** (6-3, 230) was signed as a free agent on Oct. 3, 2017.
- The former first-round pick arrived in Tennessee with 34 games of NFL experience, including 25 starts. After being selected by the Browns with the 22nd overall pick in the 2012 NFL Draft, he started 20 games for the Browns from 2012–2013. He then spent time with the Dallas Cowboys (2014–2015) and Houston Texans (2015–2016).
- During his career prior to signing with the Titans, he completed 559 of 965 passes for 6,452 yards with 31 touchdowns and 30 interceptions (76.0 passer rating).
- In 2016, he was with the Houston Texans but did not play in a game.
- The Oklahoma City, Okla., native started 26 games at Oklahoma State and left as the school record holder in nearly every passing category.
- An accomplished baseball player, Weeden was a second-round selection by the New York Yankees in the 2002 MLB Draft.




RUNNING BACKS & FULLBACKS

No.	Name	Ht	Wt	Exp	College
32	Fluellen, David	5-11	224	1	Toledo
45	Fowler, Jalston (FB)	5-11	254	3	Alabama
22	Henry, Derrick	6-3	247	2	Alabama
29	Murray, DeMarco	6-1	220	7	Oklahoma

#45 • FB JALSTON FOWLER

[CLICK FOR COMPLETE BIO \(PDF\)](#)



Fullback **Jalston "Nudie" Fowler** is in his third NFL season. He was selected by the Titans in the fourth round of the 2015 NFL Draft.

In 2016, Fowler appeared in all 16 games for the second consecutive season and totaled seven starts. While tallying one carry for three yards and one reception for 14 yards, his lead blocking helped the Titans finish third in the NFL in rushing offense (136.7 yards per game) and helped **DeMarco Murray** (1,287 yards) finish third in the NFL in individual rushing. He was a Pro Bowl alternate.

As a rookie, Fowler played in all 16 games. He rushed seven times for 13 yards and a touchdown and added five receptions for 44 yards and a score. He also played an integral role on special teams, contributing five tackles and a forced fumble.

The 5-foot-11-inch, 254-pound rookie served as a fullback, running back, H-back, tight end and on special teams during his time with the Crimson Tide. He played in 53 career games from 2010–2014 and was a member of national championship teams in 2011 and 2012.

Fowler's career totals at Alabama included 113 carries for 738 yards and five touchdowns. He also caught 19 passes for 150 yards with seven touchdown receptions.

In 2014, he played in 14 games and set a career high with five starts. He rushed for 69 yards on 12 attempts and caught 11 passes for 119 yards and a pair of scores.

A native of Mobile, Ala., Fowler is called "Nudie" by family, friends and teammates. His father gave the nickname to him as a baby.

2017 Highlights:

- **At Jacksonville (9/17)**, scored on a three-yard rushing attempt in the fourth quarter, giving him his second career rushing touchdown.
- **Against Seattle (9/24)**, helped the Titans total 195 rushing yards and threw a key block on DeMarco Murray's 75-yard touchdown run.
- **Against Cincinnati (11/12)**, rushed once for one yard and helped the

Titans total 180 rushing yards.

Fowler's Career Regular Season Statistics:

Year	GP	GS	Att	Yds	Avg	Lg	TD	Rec	Yds	Avg	Lg	TD
2015	16	0	7	13	1.9	3	1	5	44	8.8	19	1
2016	16	7	1	3	3.0	3	0	1	14	14.0	14	0
2017	10	1	2	4	2.0	3t	1	0	0	-	-	0
Totals	42	7	10	20	2.0	3t	2	6	58	9.7	19	1

Fowler's Single-Game Highs:

- Rushing Attempts** - 4 vs. Indianapolis (9/27/15)
- Rushing Yards** - 9 vs. Indianapolis (9/27/15)
- Long Rush** - 3 (Four times, last at Jacksonville, 9/17/17)
- Rushing Touchdown** - 1 (Two times, last at Jacksonville, 9/17/17)
- Receptions** - 1 (Six times, last vs. Oakland 9/25/16)
- Receiving Yards** - 19 at Cleveland (9/20/15)
- Long Reception** - 19 at Cleveland (9/20/15)
- Receiving Touchdown** - 1 vs. Oakland (11/29/15)

#22 · RB DERRICK HENRY

[CLICK FOR COMPLETE BIO \(PDF\)](#)

Running back **Derrick Henry** (6-3, 247) is in his second NFL season. He was selected by the Titans with the 45th overall pick in the second round of the 2016 NFL Draft.

As a rookie, Henry played in 15 games with one start, sharing time in the backfield with **DeMarco Murray**. He carried the ball 110 times for 490 yards and five touchdowns and added 137 yards on 13 receptions. Henry became the third rookie for the franchise in the "Titans era" to score at least five touchdowns in a season, joining **Vince Young** (seven rushing touchdowns in 2006) and **Chris Johnson** (nine rushing and one receiving in 2008).

The Heisman Trophy winner played three seasons (2013–2015) at the University of Alabama, where he set numerous school and SEC records while leading his team to a National Championship in 2015.

Henry played in 39 games and totaled 602 carries for 3,591 yards and 42 rushing touchdowns and added 285 yards on 17 career receptions with three receiving scores. During Alabama's victory over Clemson in the 2016 College Football Playoff National Championship, he broke **Shaun Alexander's** record for most career rushing yards in Alabama history.

In his final collegiate season, Henry rushed for an Alabama and South-eastern Conference record 2,219 yards, which led the nation and ranked fifth in FBS history. He recorded 100-yard rushing games 10 times and had four 200-yard games during the season. His 28 rushing touchdowns were a national best and an SEC record, snapping **Tim Tebow** and **Tre Mason's** old mark of 23. In addition to the Heisman, he also won the Doak Walker Award, Walter Camp Award and Maxwell Award, among a multitude of other honors.

Henry is a native of Yulee, Fla.



2017 Highlights:

- **Against Oakland (9/10)**, rushed for 25 yards on six carries.
- **At Jacksonville (9/17)**, set a career high and led the Titans with 92 rushing yards on a team-high 14 carries. He accumulated all but five of his rushing yards in the second half. In the third quarter, he rumbled 17 yards for his first touchdown of the season and his sixth career rushing touchdown.
- **Against Seattle (9/24)**, recorded a 25-yard rushing attempt in the third quarter, giving him his longest career run. His previous long was a 22-yarder at Miami on Oct. 9, 2016. He totaled 13 carries for 54 yards in the contest.
- **At Houston (10/1)**, rushed for seven yards on six attempts.
- **At Miami (10/8)**, rushed for nine yards on four attempts.
- **Against Indianapolis (10/16)**, led the team with a career-high 131 rushing yards on 19 carries, topping the 100-yard mark for the first time in his two-year career. His 19 carries also set a career high. Ahead 29-22 late in the fourth quarter, he took a handoff on third-and-five and raced 72 yards for a touchdown. The run was the longest of Henry's career and the team's 12th-longest run in the "Titans era" (1999-present).
- **At Cleveland (10/22)**, rushed for 13 yards and added 11 receiving yards.
- **Against Baltimore (11/5)**, reached the end zone on a one-yard run in the second quarter. He totaled a team-high 26 yards on eight carries and added two receptions for 10 yards, including a clutch six-yard catch to convert a third down during a scoring drive in the fourth quarter.
- **Against Cincinnati (11/12)**, led the Titans with 52 rushing yards on 11 carries, including a 23-yard run in the second quarter.
- **At Pittsburgh (11/16)**, led the team with 32 rushing yards on seven attempts.

Henry's Career Regular Season Statistics:

Year	GP	GS	Att	Yds	Avg	Lg	TD	Rec	Yds	Avg	Lg	TD
2016	15	1	110	490	4.5	22	5	13	137	10.5	29	0
2017	10	0	101	441	4.4	72t	3	6	45	7.5	14	0
Totals	25	2	211	931	4.4	72t	8	19	182	9.6	29	0

Henry's Regular Season Single-Game Highs:

- Rushing Attempts** - 19 vs. Indianapolis (10/16/17)
- Rushing Yards** - 131 vs. Indianapolis (10/16/17)
- Long Rush** - 72t vs. Indianapolis (10/16/17)
- Rushing Touchdowns** - 2 at Kansas City (12/18/16)
- Receptions** - 4 vs. Jacksonville (10/27/16)
- Receiving Yards** - 41 vs. Minnesota (9/11/16)
- Long Reception** - 29 vs. Minnesota (9/11/16)
- Receiving Touchdowns** - None

#29 · RB DEMARCO MURRAY

[CLICK FOR COMPLETE BIO \(PDF\)](#)

Running back **DeMarco Murray** (6-1, 220) is in his seventh NFL season and his second campaign with the Titans. He was acquired in a trade with the Philadelphia Eagles on March 9, 2016.

From the start of the 2014 season through the conclusion of 2016, Murray's 3,834 rushing yards (878 carries) were more than any other NFL player.

In his first year in Tennessee, Murray started all 16 contests for the second time in his career. He led the team with 293 carries for 1,287 yards and nine touchdowns. He paced the AFC in rushing, and the only NFL players with more rushing yards than Murray were **Ezekiel Elliott** of the Dallas Cowboys (1,631) and **Jordan Howard** (1,313) of the Chicago Bears. Murray's total was the highest by a member of the Titans since 2010 (1,364 by **Chris Johnson**). He was rewarded with his third career invitation to the Pro Bowl.

Murray also played a key role in the passing game in 2016. His 53 receptions ranked third on the team, and he totaled 377 yards and a career-high three touchdowns as a pass catcher.

A former third-round draft choice of Dallas in 2011, Murray spent his first four seasons with the Cowboys before joining the Philadelphia Eagles for the 2015 campaign. He totaled 5,228 rushing yards in 68 career games prior to his arrival in Tennessee.

In his only season with the Eagles, Murray played in 15 games and totaled 702 rushing yards and six touchdowns.

During his four years in Dallas, he rushed for 4,526 yards in 53 games in the regular season. He was named to the Pro Bowl following the 2013 and 2014 campaigns.

In 2014, Murray earned NFL Offensive Player of the Year honors after



leading the league and setting Cowboys franchise records with 1,845 rushing yards and 2,261 scrimmage yards. His 1,845 yards were 484 more than the next closest rusher, Pittsburgh's **Le'Veon Bell**.

Additionally, he set several other franchise records, besting marks set by **Emmitt Smith** or **Tony Dorsett**, including highest rushing total in a game (253 vs. St. Louis in 2011), most 100-yard games in a season (12 in 2014) and most consecutive 100-yard games (8 in 2014).

A native of Las Vegas, Nev., Murray finished his University of Oklahoma career as the school's career all-purpose yardage leader (6,718) and also set the Sooners records for career touchdowns (65) and career receiving yards by a running back (1,571).

2017 Highlights:

- **Against Oakland (9/10)**, led the team with 44 rushing yards on 12 carries and added two receptions for 16 yards. He picked up 21 yards on a carry in the third quarter.
- **At Jacksonville (9/17)**, recorded nine carries for 25 yards and one reception for three yards.
- **Against Seattle (9/24)**, finished with 14 carries for 115 yards and a touchdown. It was his 27th career 100-yard rushing game (including one playoff game) and his sixth with the Titans. His 75-yard touchdown run in the third quarter tied for his second-longest career run behind only a 91-yarder as a member of the Dallas Cowboys against the St. Louis Rams on Oct. 23, 2011. He also had a 75-yard touchdown run with the Titans against the Green Bay Packers on Nov. 13, 2016. His 75-yard run against the Seahawks was the longest rushing attempt against the Seahawks since Sept. 20, 2009.
- **At Houston (10/1)**, rushed for 31 yards on seven attempts and added four yards on two receptions.
- **At Miami (10/8)**, led the team with 58 yards on 14 carries and added four receptions for 11 yards. In the first quarter he had had his streak snapped of 325 consecutive rushing attempts without losing a fumble (last lost a fumble on Sept. 11, 2016).
- **Against Indianapolis (10/16)**, totaled 12 carries for 40 yards and a touchdown. He scored on a three-yard run in the fourth quarter to give the Titans a lead. He also caught four passes for a season high of 47 receiving yards, his highest total since he had 52 receiving yards at Kansas City on Dec. 18, 2016. He totaled 87 scrimmage yards.
- **At Cleveland (10/22)**, led the team with 59 yards on 18 carries and added three receptions for 17 yards. On his second reception of the game, he became only the sixth active NFL player with at least 6,000 rushing yards and 2,000 receiving yards, joining Frank Gore, Matt Forte, LeSean McCoy, Marshawn Lynch and Jamaal Charles.
- **Against Baltimore (11/5)**, totaled 19 yards on nine carries and added two receptions for 22 yards, including a 17-yard catch during a touchdown drive in the fourth quarter.
- **Against Cincinnati (11/12)**, rushed for 42 yards and two touchdowns on 14 carries and added four receptions for 30 yards and a touchdown. In the first quarter, he registered a two-yard touchdown run, and in the second quarter, he scored on a one-yard run. He recorded his fifth career game with at least two rushing touchdowns and his second with the Titans. With



less than a minute remaining in the fourth quarter, he caught the game-winning, seven-yard touchdown pass from Marcus Mariota. His three total touchdowns matched his career high (Nov. 28, 2013 against Oakland). His effort against the Bengals marked the first time in his career he recorded at least two rushing touchdowns and at least one receiving touchdown. He became only the fifth player in Titans/Oilers history to accomplish the feat, joining Billy Cannon (Dec. 10, 1961 and Sept. 23, 1962), George Amundson (Sept. 15, 1974), Chris Johnson (Sept. 20, 2009 and Dec. 13, 2009) and Dave Smith (Sept. 9, 1961). For the second time in his career, Murray scored a game-winning touchdown inside the final two minutes of the fourth quarter or in overtime (Dec. 22, 2013 against Washington).

➤ **At Pittsburgh (11/16)**, rushed for 10 yards on eight carries and added five receptions for 37 yards.

Murray's Career Regular Season Rushing and Receiving Statistics (2011-14 with Dallas; 2015 with Philadelphia):

Year	GP	GS	Att	Yds	Avg	Lg	TD	Rec	Yds	Avg	Lg	TD
2011	13	7	164	897	5.5	91t	2	26	183	7.0	18	0
2012	10	10	161	663	4.1	48	4	35	251	7.2	22	0
2013	14	14	217	1,121	5.2	43	9	53	350	6.6	22	1
2014	16	16	392	1,845	4.7	51	13	57	416	7.3	34	0
2015	15	8	193	702	3.6	54t	6	44	322	7.3	44	1
2016	16	16	293	1,287	4.4	75t	9	53	377	7.1	35	3
2017	10	10	117	443	3.8	75t	4	28	192	6.9	18	1
Totals	94	81	1,537	6,958	4.5	91t	47	296	2,091	7.1	44	6

Murray's Regular Season Single-Game Highs:

- Rushing Attempts** - 32 at Chicago (12/4/14)
- Rushing Yards** - 253 vs. St. Louis (10/23/11)
- Long Rush** - 91t vs. St. Louis (10/23/11)
- Rushing Touchdowns** - 3 vs. Oakland (11/28/13)
- Receptions** - 9 at Chicago (12/4/14)
- Receiving Yards** - 80 vs. Washington (10/27/14)
- Long Reception** - 44 at Dallas (11/8/15)
- Receiving Touchdowns** - 2 vs. Minnesota (9/11/16)

2014-2017 RUSHING LEADERS

Since the start of the 2014 season, no NFL player has rushed for more total yards than **DeMarco Murray**.

Most total rushing yards from 2014-2017:

Player	Att	Yds	Avg	Lg	TD
1. DeMarco Murray	995	4,277	4.30	75t	32
2. LeSean McCoy	919	4,190	4.56	75t	25
3. Le'Veon Bell	896	4,071	4.54	81	23
4. Lamar Miller	840	3,648	4.34	97t	23
5. Frank Gore	922	3,607	3.91	52t	16
6. Mark Ingram	752	3,582	4.76	75t	29
7. Jonathan Stewart	773	3,082	3.99	69t	19
8. Matt Forte	759	2,990	3.94	32	19
9. LeGarrette Blount	711	2,972	4.18	68	31
10. Devonta Freeman	673	2,898	4.31	75t	28

2016 RUSHING LEADERS

In 2016, **DeMarco Murray** led the AFC and placed third in the NFL in rushing yards. He gained 1,287 yards on 293 carries and rushed for nine touchdowns.

Most rushing yards in 2016:

Player	Team	Att	Yds	Avg	Lg	TD
1. Ezekiel Elliott	Dal	322	1,631	5.07	60t	15
2. Jordan Howard	Chi	252	1,313	5.21	69	6
3. DeMarco Murray	Ten	293	1,287	4.39	75t	9
4. Jay Ajayi	Mia	260	1,272	4.89	62t	8
5. Le'Veon Bell	Pit	261	1,268	4.86	44	7
6. LeSean McCoy	Buf	234	1,267	5.41	75t	13
7. David Johnson	Ari	293	1,239	4.23	58t	16
8. LeGarrette Blount	NE	299	1,161	3.88	44	18
9. Devonta Freeman	Atl	227	1,079	4.75	75t	11
10. Lamar Miller	Hou	268	1073	4.00	45	5

SCRIMMAGE YARDS LEADERS SINCE 2011

DeMarco Murray is one of four NFL players and three running backs with 9,000 scrimmage yards since his rookie season of 2011. The three players with more scrimmage yards than him since he entered the NFL are Buffalo running back **LeSean McCoy**, New York Jets running back **Matt Forte** and Pittsburgh wide receiver **Antonio Brown**.

Most yards from scrimmage, 2011–2017:

Player	Rushing Yards	Receiving Yards	Scrimmage Yards
1. LeSean McCoy	7,946	2,295	10,241
2. Matt Forte	6,420	3,106	9,526
3. Antonio Brown	119	9,236	9,355
4. DeMarco Murray	6,958	2,091	9,049
5. Frank Gore	7,160	1,296	8,456
6. Julio Jones	94	8,325	8,419
7. Demaryius Thomas	5	8,054	8,059
8. A.J. Green	93	7,878	7,971
9. Calvin Johnson	11	7,428	7,439
10. Marshawn Lynch	6,164	1,225	7,389

2016 SCRIMMAGE YARDS LEADERS

DeMarco Murray ranked second in the AFC and fourth in the NFL in scrimmage yards in 2016. He had 1,287 rushing yards and 377 receiving yards for a total of 1,664 scrimmage yards.

Murray's 1,664 scrimmage yards ranked eighth in franchise history for a single season.

Most scrimmage yards in 2016:

Player	Team	Rush Yards	Rec Yards	Scrimmage Yards
1. David Johnson	Ari	1,239	879	2,118
2. Ezekiel Elliott	Dal	1,631	363	1,994
3. Le'Veon Bell	Pit	1,268	616	1,884
4. DeMarco Murray	Ten	1,287	377	1,664
5. LeSean McCoy	Buf	1,267	356	1,623
6. Jordan Howard	Chi	1,313	298	1,611
7. Devonta Freeman	Atl	1,079	462	1,541
8. T.Y. Hilton	Ind	0	1,448	1,448
9. Jay Ajayi	Mia	1,272	151	1,423
10. Melvin Gordon	SD	997	419	1,416

CONSECUTIVE GAMES WITH RUSHING TD

Titans running back **DeMarco Murray** scored on a 75-yard run against the Green Bay Packers on Nov. 13, 2016. The score gave him five consecutive games with a touchdown run.

Murray became the second player in franchise history to rush for at least one touchdown in five consecutive games. He matched **Earl Campbell's** franchise record, set in 1979.

Most consecutive games with a rushing touchdown, franchise history:

Player	Season	Consec. Games with a Rushing TD
1. DeMarco Murray	2016	5
Earl Campbell	1979	5
3. LenDale White	2008	4
Eddie George	2000	4
Gary Brown	1993	4
Alonzo Highsmith	1989	4
Earl Campbell	1981	4

Additionally, Murray became only the second player in franchise history to score a touchdown of any variety in six consecutive games. Wide receiver **Bill Groman** holds the franchise record with eight consecutive games in 1961 with a touchdown.

MURRAY'S CAREER 100-YARD RUSHING GAMES

DeMarco Murray's career 100-yard rushing games:

Date	Opp	W/L	Att	Yds	Avg	Lg	TD
10/23/2011	St. Louis	W	25	253	10.1	91t	1
12/4/2014	at Chicago	W	32	179	5.6	40	1
9/22/2013	St. Louis	W	26	175	6.7	41	1
9/14/2014	at Tennessee	W	29	167	5.8	22	1
9/28/2014	New Orleans	W	24	149	6.2	28t	2
12/9/2013	at Chicago	L	18	146	8.1	21	0
10/27/2014	Washington	L	19	141	7.4	51	0
11/6/2011	Seattle	W	22	139	6.3	32	0
10/5/2014	Houston	W	31	136	4.4	17	0
11/13/2011	Buffalo	W	20	135	6.8	25	1
12/15/2013	Green Bay	L	18	134	7.4	41	1
9/5/2012	at New York Giants	W	20	131	6.6	48	0
10/19/2014	New York Giants	W	28	128	4.6	21	1
11/13/2016	Green Bay	W	17	123	7.2	75t	1
10/27/2016	Jacksonville	W	21	123	5.9	22	1
1/11/2015 *	at Green Bay	L	25	123	4.9	30	1
10/9/2016	at Miami	W	27	121	4.5	14	0
11/23/2014	at New York Giants	W	24	121	5.0	18	0
9/7/2014	San Francisco	L	22	118	5.4	15	1
9/24/2017	Seattle	W	14	115	8.2	75t	1
10/12/2014	at Seattle	W	28	115	4.1	25	1
9/25/2016	Oakland	L	16	114	7.1	36	1
10/19/2015	New York Giants	W	21	112	5.3	21	1
10/23/2016	Indianapolis	L	25	107	4.3	14	1
9/21/2014	at St. Louis	W	24	100	4.2	44	1
11/9/2014	at Jacksonville	W	19	100	5.3	23	0
12/28/2014	at Washington	W	20	100	5.0	32	1

* Playoff game

Most consecutive games with a touchdown, franchise history:

Player	Season	Consec. Games with a TD
1. Bill Groman	1961	8
2. DeMarco Murray	2016	6
3. Kenny Britt	2010	5
Chris Sanders	1995	5
Earl Campbell	1979	5
Hoyle Granger	1967	5

MURRAY JOINS GEORGE AND JOHNSON

In his first year with the Titans, **DeMarco Murray** rushed for 1,287 yards and nine touchdowns on 293 carries and added 377 yards and three touchdowns on 53 receptions.

Murray became the third player in franchise history to total at least 1,200 rushing yards, 50 receptions and 12 touchdowns in a season, joining **Eddie George** (2000) and **Chris Johnson** (2009).

In 2016, the only other NFL players to accomplish the feat were Buffalo's **LeSean McCoy** (1,267 rushing yards, 50 receptions and 14 touchdowns) and Arizona's **David Johnson** (1,239 rushing yards, 80 receptions and 20 touchdowns).

Players in Titans/Oilers history with 1,200 rushing yards, 50 receptions and 12 total touchdowns in a season:

Player	Season	Rushing Yards	Receptions	Total Touchdowns
Chris Johnson	2009	2,006	50	16
Eddie George	2000	1,509	50	16
DeMarco Murray	2016	1,287	53	12

2016 FIRST DOWN LEADERS

DeMarco Murray ranked second in the AFC and fourth in the NFL in total first downs in 2016. He rushed for 64 first downs and added 20 first downs as a receiver. The only players with more than Murray's 84 total first downs were Arizona's **David Johnson** (114), Dallas' **Ezekiel Elliott** (102) and Pittsburgh's **Le'Veon Bell** (100).

Most total first downs in 2016:

Player	Team	Rushing	Receiving	Total First Downs
1. David Johnson	Ari	72	42	114
2. Ezekiel Elliott	Dal	91	11	102
3. Le'Veon Bell	Pit	69	31	100
4. DeMarco Murray	Ten	64	20	84
5. Devonta Freeman	Atl	61	22	83
6. Melvin Gordon	SD	61	21	82
Jordan Howard	Chi	70	12	82
8. Mike Evans	TB	0	81	81
9. LeSean McCoy	Buf	55	18	73
10. Jay Ajayi	Mia	60	8	68
LeGarrette Blount	NE	67	1	68

2016 TOTAL TOUCHDOWN LEADERS

DeMarco Murray tied for third in the AFC and tied for sixth in the NFL with 12 total touchdowns scored in 2016. He reached the end zone nine times on running plays and three times as a receiver.

Most touchdowns in 2016:

Player	Team	Total	Rush	Rec	Ret
1. David Johnson	Ari	20	16	4	0
2. LeGarrette Blount	NE	18	18	0	0
3. Ezekiel Elliott	Dal	16	15	1	0
4. LeSean McCoy	Buf	14	13	1	0
5. Jordy Nelson	GB	14	0	14	0
6. Devonta Freeman	Atl	13	11	2	0
7. DeMarco Murray	Ten	12	9	3	0
Davante Adams	GB	12	0	12	0
Antonio Brown	Pit	12	0	12	0
Mike Evans	TB	12	0	12	0
Melvin Gordon	SD	12	10	2	0
Tyreek Hill	KC	12	3	6	3
Lataivus Murray	Oak	12	12	0	0



SUCCESS IN FIRST EIGHT GAMES

Through the first half of the 2016 campaign, **DeMarco Murray** ranked second in the NFL with 756 rushing yards, and his eight total touchdowns (six rushing, two receiving) tied for third in the league.

Murray became the sixth player in NFL history with at least 750 rushing yards and eight touchdowns in his first eight games with a team. The others on the list are **Doug Martin** (Tampa Bay, 2012), **Adrian Peterson** (Minnesota, 2007), **Eric Dickerson** (Los Angeles, 1983), **Billy Sims** (Detroit, 1980) and **Beattie Feathers** (Chicago, 1934).

Out of the six players in the group, Murray was the first to accomplish the feat having played for another team first. The others did so in their first NFL seasons.

Players with 750 rushing yards and eight total touchdowns in their first eight games with a team, NFL history (through 2016):

Player	Team	Season	Rushing Yards	Total TDs
DeMarco Murray	Tennessee	2016	756	8
Doug Martin	Tampa Bay	2012	794	8
Adrian Peterson	Minnesota	2007	1,036	9
Eric Dickerson	Los Angeles	1983	995	14
Billy Sims	Detroit	1980	859	10
Beattie Feathers	Chicago	1934	835	8

RUSHING, PASSING, RECEIVING TOUCHDOWNS

Titans running back **DeMarco Murray** completed his first career touchdown pass on Nov. 13, 2016 against Green Bay on his first career attempt.

Having already rushed for multiple touchdowns and caught multiple touchdown passes, Murray became one of only six players with at least one touchdown rushing, passing and receiving in a single season. The most recent Titans player to accomplish the feat prior to Murray was **Marcus Mariota** in 2015.

Before Mariota, the Titans/Oilers players with a rushing, passing and receiving touchdown in a season were running backs **Dave Smith** (1960), **Billy Cannon** (1962), **Sid Blanks** (1964) and **Ronnie Coleman** (1977).

Players in Titans/Oilers history with a rushing touchdown, passing touchdown and receiving touchdown in the same season:

Player (Position)	Season	Rush TD	Pass TD	Rec TD
DeMarco Murray (RB)	2016	9	1	3
Marcus Mariota (QB)	2015	2	19	1
Ronnie Coleman (RB)	1977	5	1	1
Sid Blanks (RB)	1964	6	1	6
Billy Cannon (RB)	1962	7	1	6
Dave Smith (RB)	1960	5	1	2


MOST 100-YARD RUSHING GAMES IN A SEASON

In 2014, **DeMarco Murray** totaled 12 games with at least 100 rushing yards, becoming only the seventh player since 1960 to accomplish the feat. It included an NFL record of eight consecutive 100-yard rushing games to begin the season, which broke **Jim Brown's** previous record (six).

Most 100-yard rushing games in a season, 1960–2015:

Player	Team	Season	Games
1. Barry Sanders	Detroit	1997	14
2. DeMarco Murray	Dallas	2014	12
Chris Johnson	Tennessee	2009	12
Jamal Lewis	Baltimore	2003	12
Jamal Anderson	Atlanta	1998	12
Barry Foster	Pittsburgh	1992	12
Eric Dickerson	LA Rams	1984	12





TITANS TIGHT ENDS

No.	Name	Ht	Wt	Exp	College
81	Smith, Jonnu	6-3	248	R	Florida International
89	Supernaw, Phillip	6-5	255	4	Ouachita Baptist
82	Walker, Delanie	6-2	248	12	Central Missouri

2014 NFL LEADERS

As a member of the Dallas Cowboys in 2014, **DeMarco Murray** finished first in the NFL in rushing yards (1,845), scrimmage yards (2,261) and rushing touchdowns (13, tied).

Most rushing yards, 2014:

Player	Team	Rushing Yards
1. DeMarco Murray	Dallas	1,845
2. Le'Veon Bell	Pittsburgh	1,361
3. LeSean McCoy	Philadelphia	1,319
4. Marshawn Lynch	Seattle	1,306
5. Justin Forsett	Baltimore	1,266

Most scrimmage yards, 2014:

Player	Team	Scrimmage Yards
1. DeMarco Murray	Dallas	2,261
2. Le'Veon Bell	Pittsburgh	2,215
3. Matt Forte	Chicago	1,846
4. Antonio Brown	Pittsburgh	1,711
5. Marshawn Lynch	Seattle	1,673

Most rushing touchdowns, 2014:

Player	Team	Rushing Touchdowns
1. DeMarco Murray	Dallas	13
Marshawn Lynch	Seattle	13

MORE TITANS RUNNING BACKS

32 - RB DAVID FLUELLEN (5-11, 224, 1st Year, Toledo)

- David Fluellen spent Weeks 10-14 of the 2016 season on the 53-man roster and the rest of the campaign on the practice squad. He was inactive for the three games he spent on the active roster (11/20, 11/27 and 12/11).
- The 5-foot-11 inch, 224-pounder was originally signed by the Philadelphia Eagles as a rookie free agent in 2014. Before spending the 2015 season on the Titans' practice squad, Fluellen also spent time with the Indianapolis Colts.
- A native of Lockport, N.Y., Fluellen finished his collegiate career fourth on Toledo's all-time rushing list with 3,336 yards.

2017 Highlights:

- In four preseason games (one start), his totals included 33 carries for a team-high 161 yards and one touchdown. He finished third in the NFL in rushing yards during the preseason behind only Carolina's Cameron Artis-Payne (180 rushing yards) and Pittsburgh's Terrell Watson (173).
- **Against Oakland (9/10)**, made his NFL regular season debut on special teams.
- **At Jacksonville (9/17)**, recorded his first NFL carries, rushing for 18 yards on three attempts in the fourth quarter.

#81 • TE JONNU SMITH

[CLICK FOR COMPLETE BIO \(PDF\)](#)

Tight end **Jonnu Smith** (6-3, 248) is in his rookie season. He was selected by the Titans in the third round (100th overall) of the 2017 NFL Draft.

Smith concluded his four-year career at Florida International University's all-time leader among tight ends in receptions and receiving yards, totaling 178 receptions for 2,001 yards and 18 touchdowns. On the school's all-time receiving list, regardless of position, Smith finished fourth in receptions, fifth in receiving yards and third in receiving touchdowns.

Smith finished his career registering at least one reception in every game he played. The 43-game streak was the second-longest streak of its kind in school annals.

During his senior campaign, he started 11 games and earned second-team All-Conference USA honors. He registered 42 receptions for 506 yards and four touchdowns.

As a sophomore (2014), led all college tight ends with 61 receptions, 710 receiving yards and eight touchdown catches.

Smith is a native of Philadelphia, Pa.



2017 Highlights:

- **Against Oakland (9/10)**, started in his NFL regular season debut.
- **At Jacksonville (9/17)**, recorded his first career touchdown, taking a screen pass from Marcus Mariota and going 32 yards to the end zone in the fourth quarter. Earlier in the contest, he recorded his first NFL reception for a two-yard loss.
- **Against Seattle (9/24)**, recorded his second touchdown in as many weeks. Marcus Mariota found him for a 24-yard touchdown connection in the third quarter, giving him two touchdowns in his first three career catches.
- **At Miami (10/8)**, recorded a team-high five receptions for 21 yards.
- **Against Indianapolis (10/16)**, caught one pass for 10 yards.
- **At Cleveland (10/22)**, posted two receptions for 22 yards.
- **Against Cincinnati (11/12)**, totaled 20 yards on two receptions.

Smith's 2017/Career Statistics:

Year	GP	GS	Rec	Yds	Avg	Lg	TD
2017	10	8	13	127	9.8	32t	2



GAME PREVIEW

TEAM NOTES

PLAYER NOTES

MEDIA

STATISTICS

ROSTERS

Smith's College Statistics:

Year	Team	GP	GS	Rec	Yds	Avg	Lg	TD
2013	Florida Int'l	12	12	39	388	9.9	38t	2
2014	Florida Int'l	12	12	61	710	11.6	75t	8
2015	Florida Int'l	8	8	36	397	11.0	65t	4
2016	Florida Int'l	11	11	42	506	12.0	40	4
Career		43	43	178	2,001	11.2	75t	18

Smith's NFL Regular Season Single-Game Highs:

- Receptions** - 5 at Miami (10/8/17)
- Receiving Yards** - 30 at Jacksonville (9/17/17)
- Long Reception** - 32t at Jacksonville (9/17/17)
- Touchdowns** - 1 (twice, last vs. Seattle, 9/24/17)

#89 • TE PHILLIP SUPERNAW


[CLICK FOR COMPLETE BIO \(PDF\)](#)

Tight end **Phillip Supernaw** (6-5, 255) is in his third season with the Titans. He entered the NFL as a rookie free agent with the Houston Texans in 2012.

In 2016, Supernaw played in 15 games with two starts and collected career-highs with four receptions and 62 receiving yards.

In 2015, his first season in Tennessee, Supernaw played in all 16 games for the first time in his career. He became a core member of the special teams unit and ranked second on the Titans with 14 special teams tackles.

The Katy, Texas, native and Ouachita Baptist product and spent parts of his first two seasons with the Texans before splitting time with the Baltimore Ravens and Kansas City Chiefs during the 2014 campaign.



2017 Highlights:

- **Against Seattle (9/24)**, caught one pass for three yards.
- **At Miami (10/8)**, scored his first career touchdown in the third quarter on an 11-yard pass from Matt Cassel. He tied his career high with two receptions in the game and had 16 total receiving yards. He added two special teams tackles.

Supernaw's Career Regular Season Statistics:

Year	Team	GP	GS	Rec	Yds	Avg	Lg	TD
2012	Hou	0	0		Practice Squad			
2013	Hou	1	0	0	0	-	-	0
2014	Bal/KC	8	1	3	30	10.0	29	0
2015	Ten	16	1	3	32	10.7	16	0
2016	Ten	15	2	4	62	15.5	30	0
2017	Ten	9	2	3	19	6.3	11t	1
Totals		49	6	13	143	11.0	30	1

Supernaw's Regular Season Single-Game Highs:

- Receptions** - 2 (Three times, last at Miami, 10/8/17)
- Receiving Yards** - 30 vs. Jacksonville (10/27/16)
- Receiving Touchdowns** - 1 at Miami (10/8/17)
- Long Reception** - 30 vs. Jacksonville (10/27/16)

#82 • TE DELANIE WALKER

[CLICK FOR COMPLETE BIO \(PDF\)](#)

Tight end **Delanie Walker** (6-0, 248) is in his 12th NFL season and his fifth campaign with the Titans. He was signed as an unrestricted free agent on March 14, 2013 after spending the first seven years of his career with the San Francisco 49ers.

In Walker's time with the Titans, he has put his name among the top players in franchise history at his position. From 2013–2016, he totaled 282 receptions for 3,349 yards and 23 touchdowns. All three numbers put him second in club history behind only **Frank Wycheck** (482 receptions for 4,958 yards and 27 touchdowns).

Walker posted at least 60 receptions in each of his first four seasons in Tennessee. Prior to his arrival, Wycheck was the only Titans/Oilers tight end to reach the plateau in a campaign. Walker also recorded the top three single-season receiving yardage totals in franchise history among tight ends from 2014–2016.



In 2016, Walker tied for the team lead with 65 catches for 800 yards and a career-high seven touchdowns, and he was named to his second consecutive Pro Bowl. He ranked sixth in receiving yards among NFL tight ends, and he was second in the AFC behind only Kansas City's **Travis Kelce**. Also among tight ends, his reception total tied for eighth in the NFL, and his touchdown total tied for third.

In 2015, Walker set new team records among tight ends with 94 receptions and 1,088 receiving yards. He broke his own receiving yardage record (890 in 2014) and Wycheck's reception record (70 in 1998 and 2000) for franchise tight ends. On the team's all-time single-season receptions list, regardless of position, Walker tied wide receiver **Kendall Wright** (94 receptions in 2013) for the fifth-highest total. Walker's 94 receptions tied **Jason Witten** (94 catches in 2009 and 2010) for the 10th-highest total in NFL history by a tight end.

In 2014, Walker's team-leading 890 receiving yards set a then-career high and set a new standard among Titans/Oilers tight ends, eclipsing Wycheck's 768 receiving yards in 1998. Walker's 63 receptions in 2014 at the time also led the team, set a career high, and tied for fourth in team annals.

Appearing in 15 games with 11 starts in 2013, he totaled 60 receptions for 571 yards and six touchdowns. He set then-career highs in all three categories. Also, he became the only tight end in franchise history other than Wycheck to reach 60 receptions in a single season. Wycheck accomplished the feat five times from 1997 through 2001, including 70 receptions in both 1998 and 2000 to establish the record for Titans/Oilers tight ends. Walker's six touchdown receptions tied for fourth place in franchise history among tight ends and were the most since Wycheck's six in 1996.

Prior to his arrival in Tennessee, the former sixth-round pick appeared in 99 career regular-season games with the 49ers (40 starts) and totaled 123 receptions for 1,465 yards (11.9 avg.) and eight touchdowns. A regular contributor on special teams, Walker posted 61 special teams tackles as well as 31 kickoff returns for 528 yards during his time in San Francisco.

In 2012, Walker played an integral role in the 49ers' second consecutive playoff season, as he teamed with Vernon Davis to form one of the NFL's top tight-end duos. He saw action in all 16 regular-season games (four starts) and set a career high with 344 yards and three touchdowns (matched career high) on 21 receptions. His average of 16.4 yards per catch was the highest among all NFL tight ends with 20 or more catches.

During the 2012 playoffs, he appeared in all three games and started in Super Bowl XLVII. In the Super Bowl, he recorded three receptions for 48 yards.

Walker was a sixth-round pick in the 2006 NFL Draft. As a rookie, he appeared in only seven games with one start. Then, in 2007, he played in all 16 contests and set a career high with 10 starts. It began a string of six seasons (2007-12) during which he missed a total of four games. In 2010, he set his career high with 29 receptions.

A native of Pomona, Calif., Walker spent two seasons (2002-03) at Mt. San Antonio (Calif.) Community College before joining the University of Central Missouri Mules for his final two collegiate campaigns (2004-05). As a wide receiver at Central Missouri, he caught 113 passes for 1,347 yards in 20 games. The 49ers selected him with the 175th overall pick in the 2006 NFL Draft.

2017 Highlights:

- **Against Oakland (9/10)**, led the Titans with seven receptions and 76 receiving yards. Both totals were the best of Walker's career in a Week 1 performance.

- **At Jacksonville (9/17)**, from Jacksonville's one-yard line in the third quarter, he took a handoff from quarterback Marcus Mariota and scored his first career rushing touchdown. He also paced the club as a receiver with four catches for 61 yards.
- **Against Seattle (9/24)**, posted 31 yards on three receptions.
- **At Houston (10/1)**, tied for the team lead with three receptions and led the team with 51 receiving yards. On a 21-yard reception in the second quarter, he reached the 5,000-yard career receiving mark. He became the eighth active NFL tight end to accomplish the feat, joining Jason Witten, Antonio Gates, Greg Olsen, Vernon Davis, Jimmy Graham, Rob Gronkowski and Benjamin Watson. He also became the 10th player in franchise history to reach 300 receptions with the team and the first since Nate Washington in 2014. Only one other tight end—Frank Wycheck (482)—reached 300 catches with the organization.
- **At Miami (10/8)**, caught three passes for 25 yards.
- **Against Indianapolis (10/16)**, totaled four receptions for 17 yards.
- **At Cleveland (10/22)**, led the team with seven receptions and 63 receiving yards. With his first reception of the game, he moved into sole possession of ninth place on the team's all-time receptions list, passing former Titans wide receiver Nate Washington (307).
- **Against Baltimore (11/5)**, led the team with five receptions and 71 receiving yards. He provided a crucial 25-yard catch during the team's touchdown drive in the fourth quarter.
- **Against Cincinnati (11/12)**, led the team with six catches and 63 receiving yards. He totaled two receptions for 28 yards during the game-winning drive in the fourth quarter. On his fourth catch of the day, he recorded his 323rd reception as a member of the Titans, passing former Oilers wide receiver Curtis Duncan (322) for eighth place on the franchise's all-time receptions list.
- **At Pittsburgh (11/16)**, led the team with six receptions and had a season-high 92 receiving yards. In the third quarter, he caught a 42-yard pass from Marcus Mariota to record his longest reception of the season.

Walker's Career Regular Season Statistics:

Year	Team	GP	GS	Rec	Yds	Avg	Lg	TD
2006	SF	7	1	2	30	15.0	29	0
2007	SF	16	10	21	174	8.3	26	1
2008	SF	15	2	10	155	15.5	53	1
2009	SF	16	8	21	233	11.1	39	0
2010	SF	14	8	29	331	11.4	38	0
2011	SF	15	7	19	198	10.4	29t	3
2012	SF	16	4	21	344	16.4	45	3
2013	Ten	15	11	60	571	9.5	33	6
2014	Ten	15	14	63	890	14.1	68	4
2015	Ten	15	10	94	1,088	11.6	61t	6
2016	Ten	15	10	65	800	12.3	47	7
2017	Ten	10	8	49	550	11.2	42	0
Totals		169	92	454	5,364	11.8	68	31

Walker's Regular Season Single-Game Highs:

- Receptions** - 10 (Twice, last vs. Dallas 9/14/14)
- Receiving Yards** - 155 at Philadelphia (11/23/14)
- Long Reception** - 68 at Philadelphia (11/23/14)
- Touchdowns** - 2 (Twice, last at New England 12/20/15)

FRANCHISE RECEIVING LIST

Among all players in franchise history, tight end **Delanie Walker** ranks ninth in career receptions. He passed **Nate Washington** (307 receptions) for ninth place on Oct. 22, 2017.

Most career receptions in franchise history:

Player (Position)	Seasons	Rec	Yds	Avg	Lg	TD
1. Ernest Givins (WR)	1986-1994	542	7,935	14.6	83t	46
2. Haywood Jeffires (WR)	1987-1995	515	6,119	11.9	87t	27
3. Frank Wycheck (TE)	1995-2003	482	4,958	10.3	42	27
4. Drew Hill (WR)	1985-1991	480	7,477	15.6	81t	47
5. Derrick Mason (WR)	1997-2004	453	6,114	13.5	71t	37
6. Charley Hennigan (WR)	1960-1966	410	6,823	16.6	80	51
7. Ken Burrough (WR)	1971-1981	408	6,906	16.9	85t	47
8. Delanie Walker (TE)	2013-2017	331	3,899	11.8	68	23
9. Curtis Duncan (WR)	1987-1993	322	3,935	12.2	72	20
10. Nate Washington (WR)	2009-2014	307	4,591	15.0	80t	28

CAREER CATCHES BY FRANCHISE TIGHT ENDS

On Nov. 13, 2016, **Delanie Walker** moved into second place on the team's all-time receptions list among tight ends.

Walker, who was signed as an unrestricted free agent in 2013, trails only former tight end **Frank Wycheck** (482) on the club's tight ends list.

Most career receptions by a tight end in franchise history:

Player	Seasons	Rec	Yds	Avg	Lg	TD
1. Frank Wycheck	1995-2003	482	4,958	10.3	42	27
2. Delanie Walker	2013-2017	331	3,899	11.8	68	23
3. Bo Scaife	2005-2010	251	2,383	9.5	44	12
4. Alvin Reed	1967-1972	199	2,818	14.2	60	11
5. Erron Kinney	2000-2005	178	1,750	9.8	31	10
6. Willard Dewveall	1961-1964	141	2,080	14.8	98t	19
7. Mike Barber	1976-1981	140	1,886	13.5	79t	13
8. Jared Cook	2009-2012	131	1,717	13.1	80t	8
9. Bob McLeod	1961-1966	126	1,926	15.3	55	19
10. Jamie Williams	1984-1988	121	1,420	11.7	33	8

CAREER REC. YARDS BY ACTIVE TIGHT ENDS

At Houston on Oct. 1, 2017, **Delanie Walker** became the eighth active NFL tight end to reach 5,000 career receiving yards. He joined **Jason Witten**, **Antonio Gates**, **Greg Olsen**, **Vernon Davis**, **Jimmy Graham**, **Rob Gronkowski** and **Benjamin Watson**.

Most career receiving yards among active NFL tight ends:

Tight End	Receptions	Yards
1. Jason Witten	1,132	12,273
2. Antonio Gates	913	11,339
3. Greg Olsen	625	7,393
4. Vernon Davis	538	6,951
5. Rob Gronkowski	446	6,714
6. Jimmy Graham	538	6,635
7. Delanie Walker	454	5,364
8. Benjamin Watson	473	5,257
9. Brent Celek	393	4,968
10. Martellus Bennett	433	4,573

50-CATCH SEASONS, FRANCHISE HISTORY

Delanie Walker is on the verge of reaching his fifth consecutive campaign with at least 50 catches. If he reaches the mark, he will be only the sixth player in franchise history to record 50 receptions in at least five different seasons. Only four previous Oilers/Titans have done so in five consecutive seasons.

Walker joined the Titans as a free agent in 2013. Since then, he has posted season totals of 60 (2013), 63 (2014), 94 (2015) and 65 (2016) receptions.

Most consecutive seasons with 50 or more receptions, franchise history:

Player (Pos)	Years	Consecutive Seasons
1. Ernest Givins (WR)	1986-1993	8
2. Frank Wycheck (TE)	1996-2001	6
Haywood Jeffires (WR)	1990-1995	6
4. Derrick Mason (WR)	2000-2004	5
5. Delanie Walker (TE)	2013-2016	4 *
Charlie Hennigan (WR)	1961-1964	4

Most total seasons with 50 or more receptions, franchise history:

Player (Pos)	Years	Total Seasons
1. Ernest Givins (WR)	1986-1993	8
2. Frank Wycheck (TE)	1996-2001	6
Haywood Jeffires (WR)	1990-1995	6
Drew Hill (WR)	1985-1986; 1988-1991	6
5. Derrick Mason (WR)	2000-2004	5
6. Delanie Walker (TE)	2013-2016	4 *
Charlie Hennigan (WR)	1961-1964	4

* Walker has 49 receptions in 2017.

TIGHT END RECEIVING YARDS, 2014-17

Delanie Walker ranks among the NFL's top receiving tight ends since the beginning of the 2014 season. In that time period, **Rob Gronkowski** and **Travis Kelce** are the only tight ends with more receiving yards than Walker.

Most receiving yards among tight ends, 2014–2017:

Tight End	Receptions	Rec Yards
1. Travis Kelce	283	3,600
2. Rob Gronkowski	220	3,459
3. Delanie Walker	271	3,328
4. Greg Olsen	244	3,213
5. Zach Ertz	256	2,907
6. Jimmy Graham	237	2,772
7. Jason Witten	253	2,474
8. Martellus Bennett	228	2,342
9. Jordan Reed	230	2,314
10. Coby Fleener	176	2,183

RECEPTIONS OF 25+ YARDS, 2014-17

Since the start of the 2014 campaign, **Delanie Walker** ranks third in the NFL among tight ends in receptions of 25 yards or longer. Only New England's **Rob Gronkowski** and Kansas City's **Travis Kelce** have more.

Tight ends with the most receptions of 25 yards or longer, 2014–2017:

Tight End	Total Receptions	Receptions of 25+ Yards
1. Rob Gronkowski	220	44
2. Travis Kelce	283	27
3. Delanie Walker	271	26
4. Coby Fleener	176	21
Greg Olsen	244	21
6. Jared Cook	162	19
Jimmy Graham	237	19
8. Vernon Davis	141	18
9. Martellus Bennett	228	17
10. Jordan Reed	230	16

SECOND FASTEST TO 300 RECEPTIONS

On Oct. 1, 2017 at Houston, **Delanie Walker** became the 10th player in franchise history to record at least 300 receptions with the club. Walker reached the milestone in his 64th game with the team. Of the 10 members of the franchise's 300-catch club, he was the second-fastest to the mark and the fastest in half a century. Former Oilers receiver **Charlie Hennigan**, who played from 1960–1966, needed only 56 games to get to 300 receptions.

Games needed to reach 300 receptions with the Titans/Oilers:

Player	Seasons with Club	Games to Reach 300 Receptions
1. Charlie Hennigan	1960–1966	56
2. Delanie Walker	2013–2017	64
3. Haywood Jeffire	1987–1995	70
4. Drew Hill	1985–1991	72
5. Ernest Givins	1986–1994	74
6. Frank Wycheck	1995–2003	82
7. Nate Washington	2009–2014	92
8. Curtis Duncan	1987–1993	96
Derrick Mason	1997–2004	96
10. Ken Burrough	1971–1981	104

RECEIVING YARDS BY TIGHT ENDS IN 2016

In 2016, **Delanie Walker** ranked sixth in receiving yards among all tight ends. He was second in the AFC behind only Kansas City's **Travis Kelce**.

Also among tight ends in 2016, Walker tied for eighth in receptions (65) and tied for third in touchdown receptions (seven).

Most receiving yards among NFL tight ends in 2016:

Tight End	Team	Receptions	Yards
1. Travis Kelce	KC	85	1,125
2. Greg Olsen	Car	80	1,073
3. Jimmy Graham	Sea	65	923
4. Kyle Rudolph	Min	83	840
5. Zach Ertz	Phi	78	816
6. Delanie Walker	Ten	65	800
7. Dennis Pitta	Bal	86	729
8. Eric Ebron	Det	61	711
9. Martellus Bennett	NE	55	701
10. Jordan Reed	Was	66	686

SEASON REC YARDS BY FRANCHISE TIGHT ENDS

With 1,088 receiving yards in 2015, **Delanie Walker** broke his own single-season franchise record for receiving yards by a tight end, topping his 2014 total of 890 yards.

Prior to 2014, **Frank Wycheck** held the mark with 768 receiving yards in 1998.

After accumulating 800 receiving yards in 2016, Walker now owns the top three single-season receiving yardage totals in franchise history among tight ends.

Most single-season receiving yards by Titans/Oilers tight ends:

Player	Season	Rec	Yards	Avg	Lg	TD
1. Delanie Walker	2015	94	1,088	11.6	61t	6
2. Delanie Walker	2014	63	890	14.1	68	4
3. Delanie Walker	2016	65	800	12.3	47	7
4. Frank Wycheck	1998	70	768	11.0	38	2
5. Jared Cook	2011	49	759	15.5	80t	3
6. Willard Dewveall	1963	58	752	13.0	35	7
7. Frank Wycheck	1997	63	748	11.9	42	4
8. Alvin Reed	1968	46	747	16.2	60	5
9. Mike Barber	1980	59	712	12.1	79t	5
10. Frank Wycheck	2001	60	672	11.2	30	4

RECEPTIONS IN A SEASON, TEAM HISTORY

Delanie Walker's 94 receptions in 2015 tied wide receiver **Kendall Wright** (94 receptions in 2013) for the fifth-highest total in franchise history. The only players with more were **Charlie Hennigan** (101 in 1964), **Haywood Jeffires** (100 in 1991) and **Derrick Mason** (96 in 2004 and 95 in 2003).

Most single-season receptions by a Titans/Oilers player:

Player	Season	Rec	Yards	Avg	Lg	TD
1. Charlie Hennigan	1964	101	1,546	15.3	53	8
2. Haywood Jeffire	1991	100	1,181	11.8	44	7
3. Derrick Mason	2004	96	1,168	12.2	37t	7
4. Derrick Mason	2003	95	1,303	13.7	50t	8
5. Delanie Walker	2015	94	1,088	11.6	61t	6
Kendall Wright	2013	94	1,079	11.5	45	2
7. Drew Hill	1991	90	1,109	12.3	61t	4
Haywood Jeffire	1992	90	913	10.1	47	9
9. Tim Smith	1983	83	1,176	14.2	47t	6
10. Curtis Duncan	1992	82	954	11.6	72	1
Charley Hennigan	1961	82	1,746	21.3	80	12

GAME PREVIEW

TEAM NOTES

PLAYER NOTES

MEDIA

STATISTICS

ROSTERS

SEASON RECEPTIONS, FRANCHISE TIGHT ENDS

At the New York Jets on Dec. 13, 2015, **Delanie Walker** set a new standard for franchise tight ends. On his 71st reception of the season, he broke **Frank Wycheck's** franchise record for the most receptions in a season by a tight end. Walker eventually finished the season with 94 receptions.

Walker owns four of the top nine seasons in team annals in terms of receptions by a tight end.

Most single-season receptions by Titans/Oilers tight ends:

Player	Season	Rec	Yards	Avg	Lg	TD
1. Delanie Walker	2015	94	1,088	11.6	61t	6
2. Frank Wycheck	1998	70	768	11.0	38	2
Frank Wycheck	2000	70	636	9.1	26	4
4. Frank Wycheck	1999	69	641	9.3	35	2
5. Delanie Walker	2016	65	800	12.3	47	7
6. Delanie Walker	2014	63	890	14.1	68	4
Frank Wycheck	1997	63	748	11.9	42	4
8. Frank Wycheck	2001	60	672	11.2	30	4
Delanie Walker	2013	60	571	9.5	33	6
10. Mike Barber	1980	59	712	12.1	79t	5

SEASON RECEPTIONS BY NFL TIGHT ENDS

In 2015, Titans tight end **Delanie Walker** set a new standard for franchise tight ends, accumulating 94 receptions.

Additionally, Walker became the ninth tight end in NFL history to reach 90 catches in a season. Previously, eight tight ends in history produced 16 total 90-catch seasons. **Tony Gonzalez** (five), **Jason Witten** (four) and **Todd Christensen** (two) all have multiple 90-reception campaigns. **Dallas Clark**, **Jimmy Graham**, **Ben Coates**, **Martellus Bennett** and **Rob Gronkowski** are the others to reach the mark.

Walker's 94 catches in a season put him in a tie for the 10th-most in NFL history, equaling Witten's 2009 and 2010 numbers.

Most single-season receptions by a tight end in NFL history:

Player	Year/Team	Rec	Yds	Avg	Lg	TD
1. Jason Witten	2012 Dal	110	1,039	9.4	36	3
2. Tony Gonzalez	2004 KC	102	1,258	12.3	32	7
3. Dallas Clark	2009 Ind	100	1,106	11.1	80t	10
4. Tony Gonzalez	2007 KC	99	1,172	11.8	31	5
Jimmy Graham	2011 NO	99	1,310	13.2	59	11
6. Ben Coates	1994 NE	96	1,174	12.2	62t	7
Tony Gonzalez	2008 KC	96	1,058	11.0	35	10
Jason Witten	2007 Dal	96	1,145	11.9	53	7
9. Todd Christensen	1986 LA Raiders	95	1,153	12.1	35	8
10. Delanie Walker	2015 Ten	94	1,088	11.6	61t	6
Jason Witten	2009 Dal	94	1,030	11.0	69	2
Jason Witten	2010 Dal	94	1,002	10.7	33	9
13. Tony Gonzalez	2000 KC	93	1,203	12.9	39	9
Tony Gonzalez	2012 Atl	93	930	10.0	25	8
15. Todd Christensen	1983 LA Raiders	92	1,247	13.6	45	12
16. Martellus Bennett	2014 Chi	90	916	10.2	37	6
Rob Gronkowski	2011 NE	90	1,327	14.7	52t	17

RECEPTIONS BY NFL TIGHT ENDS IN 2015

In 2015, **Delanie Walker** ranked first in receptions among all NFL tight ends.

Most receptions among NFL tight ends in 2015:

Tight End	Team	Receptions
1. Delanie Walker	Ten	94
2. Jordan Reed	Was	87
3. Gary Barnidge	Cle	79
4. Greg Olsen	Car	77
Jason Witten	Dal	77
6. Zach Ertz	Phi	75
7. Benjamin Watson	NO	74
8. Rob Gronkowski	NE	72
Travis Kelce	KC	72
10. Heath Miller	Pit	60

TWO-YEAR YARDAGE TOTALS

Delanie Walker's receiving yardage total from 2014–2015 was the highest two-year total in franchise history by a tight end. Walker topped **Frank Wycheck's** stretch from 1997–1998, when he accumulated 1,516 receiving yards.

Most receiving yards in a two-year span by Titans/Oilers tight ends:

Tight End	Seasons	Two-Year Rec Yards Total
1. Delanie Walker	2014-15	1,978
2. Delanie Walker	2015-16	1,888
3. Frank Wycheck	1997-98	1,516
4. Delanie Walker	2013-14	1,461
5. Alvin Reed	1968-69	1,411
6. Frank Wycheck	1998-99	1,409
7. Willard Dewveall	1962-63	1,328
8. Frank Wycheck	2000-01	1,308
9. Willard Dewveall	1963-64	1,304
10. Jared Cook	2011-12	1,282

TD RECEPTIONS BY FRANCHISE TIGHT ENDS

In 2016, **Delanie Walker** set his career high with seven touchdown receptions in a season, topping his previous high total of six touchdowns in 2013, which he later matched in 2015.

Walker's seven touchdown receptions in 2016 are the most by a Titans/Oilers tight end since Pro Football Hall of Famer **Dave Casper's** eight touchdown catches in 1981. Walker tied **Willard Dewveall** (seven in 1963) for the third-highest total in franchise history among tight ends.

Most single-season touchdown receptions by a tight end in franchise history (1960–present):

Tight End	Year	Touchdown Receptions
1. Dave Casper	1981	8
Willie Frazier	1965	8
3. Delanie Walker	2016	7
Willard Dewveall	1963	7
5. Delanie Walker	2015	6
Delanie Walker	2013	6
Frank Wycheck	1996	6
Dave Casper	1982	6
Bob McLeod	1962	6
10. Mike Barber	1980	5
Rich Caster	1978	5
Alvin Reed	1968	5
Bob McLeod	1963	5
Willard Dewveall	1962	5

50-YARD RECEPTIONS, 2013-2015

No tight end in the NFL has as many receptions of 50-plus yards as **Delanie Walker** over the last three seasons. His four 50-yard catches are more than **Rob Gronkowski**, **Vernon Davis** and **Jordan Cameron**, who each have three in that timespan.

In 2015, Walker posted a 57-yard touchdown reception at New England (Dec. 20) and a 61-yard touchdown at New Orleans (Nov. 8). His other 50-yard receptions in the last three seasons include a 61-yard touchdown against Dallas on Sept. 14, 2014 and a 68-yard reception at Philadelphia on Nov. 23, 2014.

Tight ends with the most 50-yard receptions from 2013–2015:

Tight End	Team(s)	Receptions of 50 Yards or More
1. Delanie Walker	Tennessee	4
2. Rob Gronkowski	New England	3
Vernon Davis	San Francisco/Denver	3
Jordan Cameron	Cleveland/Miami	3
5. Jimmy Graham	New Orleans/Seattle	2
Coby Fleener	Indianapolis Colts	2



WALKER'S CAREER 100-YARD RECEIVING GAMES

Delanie Walker's career 100-yard games:

Date	Opp	No.	Yds.	Avg.	Lg	TD
11/23/14	at Philadelphia	5	155	31.0	68	0
9/14/14	Dallas	10	142	14.2	61t	1
11/13/16	Green Bay	9	124	13.8	41	1
11/19/15	at Jacksonville	8	109	13.6	29	0

RECEIVING YARDS BY TIGHT ENDS IN 2014

Titans tight end **Delanie Walker** ranked fourth among all NFL tight ends in 2014 in receiving yards. His receiving average (14.1) was the second-highest among all qualifying tight ends, trailing only **Coby Fleener** (15.2).

Most receiving yards among NFL tight ends in 2014:

Player	Team	Rec	Yards	Avg	Lg	TD
1. Rob Gronkowski	NE	82	1,124	13.7	46t	12
2. Greg Olsen	Car	84	1,008	12.0	38	6
3. Martellus Bennett	Chi	90	916	10.2	37	6
4. Delanie Walker	Ten	63	890	14.1	68	4
5. Jimmy Graham	NO	85	889	10.5	29	10
6. Travis Kelce	KC	67	862	12.9	34	5
7. Antonio Gates	SD	69	821	11.9	34	12
8. Coby Fleener	Ind	51	774	15.2	73t	8
9. Heath Miller	Pit	66	761	11.5	49	3
10. Jason Witten	Dal	64	703	11.0	34	5

REC YARDS IN A GAME, TITANS TIGHT ENDS

At Philadelphia on Nov. 23, 2014, **Delanie Walker** caught five passes for 155 yards. His yardage total set a new single-game career high, and the total also qualified as the second-highest in franchise history by a tight end. The only tight end with more receiving yards in a game for the franchise was **Jared Cook**, who had 169 yards against Jacksonville on Dec. 24, 2011.

Earlier in the 2014 season, Walker posted 142 receiving yards against the Dallas Cowboys (Sept. 14), a total that ranks fourth in team annals.

Most receiving yards in a game by a tight end, franchise history:

Player	Date	Opp	Rec	Yds	Avg	TD
1. Jared Cook	12/24/11	Jax	8	169	21.1	1
2. Delanie Walker	11/23/14	Phi	5	155	31.0	0
3. Dave Casper	11/30/80	Cle	7	150	21.4	1
4. Delanie Walker	09/14/14	Dal	10	142	14.2	1
5. Dave Casper	12/20/81	Pit	6	139	23.2	3
6. Willard Dewveall	11/25/62	SD	3	139	46.3	2
7. Willard Dewveall	12/22/63	Oak	7	137	19.6	2
8. Alvin Reed	10/27/68	Buf	4	132	33.0	2
9. Delanie Walker	11/13/16	GB	9	124	13.8	1
10. Alvin Reed	09/29/68	Oak	8	122	15.3	0



TITANS WIDE RECEIVERS

No.	Name	Ht	Wt	Exp	College
84	Davis, Corey	6-3	209	R	Western Michigan
87	Decker, Eric	6-3	214	8	Minnesota
83	Douglas, Harry (IR)	6-0	183	10	Louisville
15	Jennings, Darius	5-10	180	1	Virginia
18	Matthews, Rishard	6-0	217	6	Nevada
19	Sharpe, Tajaé (IR)	6-2	194	2	Massachusetts
13	Taylor, Taywan	5-11	203	R	Western Kentucky
14	Weems, Eric	5-9	195	10	Bethune-Cookman

#84 • WR COREY DAVIS

[CLICK FOR COMPLETE BIO \(PDF\)](#)



The Titans selected wide receiver **Corey Davis** with the fifth overall pick in the first round of the 2017 NFL Draft.

In four seasons at Western Michigan (2013–2016), Davis played and started 50 games. He registered 332 career receptions for 5,285 yards and 52 touchdowns, setting the Mid-American Conference record in each category and becoming the only player in FBS history with 300 catches, 5,000 yards and 50 touchdowns. His 5,285 career receiving yards were the most in FBS history, and he ended his career ranked second all-time in FBS history with 52 career receiving touchdowns (60 by Jarett Dillard). Davis' 332 career receptions ranked fourth all-time in FBS annals.

As a senior, he set career highs with 97 receptions, 1,500 receiving yards and 19 touchdowns, ranking eighth, seventh and first (tied) in the FBS, respectively. He helped the Broncos win the MAC and go undefeated until suffering their first loss in the Cotton Bowl. Davis' record-setting, All-American campaign included five games of 100-plus yards and six games of two or more receiving touchdowns.

Davis is a native of Wheaton, Ill.

2017 Highlights:

➤ **Against Oakland (9/10)**, made his NFL debut in the first quarter. His first career catch was a 23-yard grab on third-and-eight to the Oakland 10-yard line, setting up a Titans touchdown on the next snap. He finished the game with six receptions for 69 yards. In the team's "Titans era" (1999–2017), his reception total ranked second among all rookies in Week 1 games. Only Tajaé Sharpe had more, with seven catches on Sept. 11, 2016. Only Sharpe (76 yards) and Kenny Britt (85 yards on Sept. 10, 2009) had more receiving yards than Davis in a rookie Week 1 debut.



- **At Jacksonville (9/17)**, recorded his first career start and caught one pass for four yards.
- **Against Seattle (9/24), at Houston (10/1), at Miami (10/8), against Indianapolis (10/16) and at Cleveland (10/22)**, he was inactive with a hamstring injury.
- **Against Baltimore (11/5)**, returned to action and started after missing the previous five contests with a hamstring injury. He recorded a pair of receptions for 28 yards, including an acrobatic 23-yard grab along the sideline to help set up a touchdown in the first quarter.
- **Against Cincinnati (11/12)**, posted 48 yards on four receptions.
- **At Pittsburgh (11/16)**, caught three passes for 27 yards.

Davis' 2017/Career Statistics:

Year	Team	GP	GS	Rec	Yds	Avg	Lg	TD
2017	Ten	5	4	16	176	11.0	23	0

Davis' College Statistics:

Year	Team	GP	GS	Rec	Yds	Avg	Lg	TD
2013	Western Mich	11	11	67	941	14.0	75t	6
2014	Western Mich	12	12	78	1,408	18.1	75t	15
2015	Western Mich	13	13	90	1,436	16.0	80t	12
2016	Western Mich	14	14	97	1,500	15.5	70t	19
Career		50	50	332	5,285	15.9	80t	52

Davis' NFL Regular Season Single-Game Highs:

- Receptions** - 6 vs. Oakland (9/10/17)
- Receiving Yards** - 69 vs. Oakland (9/10/17)
- Long Reception** - 23 (Twice, last vs. Baltimore, 11/5/17)
- Receiving Touchdowns** - (none)

#87 • WR ERIC DECKER

[CLICK FOR COMPLETE BIO \(PDF\)](#)



Eric Decker (6-3, 214) is in his eighth NFL season and his first campaign with the Titans. He was signed as an unrestricted free agent on June 19, 2017.

Decker spent the first four seasons of his career as a member of the Denver Broncos and the next three years with the New York Jets, building a résumé that includes three 1,000-yard receiving seasons and three double-digit touchdown campaigns. He arrived in Tennessee with 385 career catches for 5,253 yards and 52 touchdowns.

As a member of the Jets in 2016, Decker was limited to three games as he dealt with a shoulder injury. He caught nine passes for 194 yards and a pair of touchdowns.

From 2012–2016, despite missing most of the latter campaign, Decker's 43 receiving touchdowns tied for fifth in the NFL with 43 receiving touchdowns. Of that total, his 33 red zone touchdowns were second in the NFL behind only Brandon Marshall (35).

From 2012–2015, there were only three NFL players with at least 70



receptions, 900 receiving yards and five touchdowns in every season. The short list included Decker, **Calvin Johnson** and **Demaryius Thomas**.

The Cold Spring, Minn., native was originally selected by the Denver Broncos in the third round (87th overall) of the 2010 NFL Draft following his time at the University of Minnesota, where he was a two-sport athlete in football and baseball. On the gridiron, he totaled 227 receptions for 3,119 yards (13.7 avg.) with 24 touchdowns.

2017 Highlights:

- **Against Oakland (9/10)**, started in his Titans debut and caught three passes for 10 yards.
- **At Jacksonville (9/17)**, totaled three receptions for 32 yards. In the fourth quarter, he fielded an onside kick and raced 22 yards on the return to help set up a Titans touchdown. It was his first kickoff return since 2011 as a member of the Denver Broncos.
- **Against Seattle (9/24)**, recorded four catches for 49 yards, including a 17-yard reception on third-and-15 in the first quarter that helped continue a scoring drive.
- **At Houston (10/1)**, caught two passes for 13 yards.
- **At Miami (10/8)**, participated in his 100th career game in the regular season and caught four passes for 34 yards. On his third reception of the game, a seven-yard grab, he reached 400 career receptions. He became the 30th active NFL player to hit the mark.
- **Against Indianapolis (10/16)**, led the team and set season highs with seven receptions and 88 receiving yards. Five of his seven catches resulted in first downs.
- **Against Baltimore (11/5)**, scored his first touchdown in a Titans uniform, hauling in an 11-yard touchdown pass from Marcus Mariota in the fourth quarter that proved to be the difference in a 23-20 victory. He totaled three receptions for 21 yards in the contest.
- **Against Cincinnati (11/12)**, caught two passes for 19 yards. On the game-winning possession in the fourth quarter, he caught a 10-yard pass for a first down and drew a key defensive holding penalty on third down to keep the drive alive.
- **At Pittsburgh (11/16)**, posted 37 yards on three receptions.

Decker's Career Regular Season Statistics:

Year	Team	GP	GS	Rec	Yds	Avg	Lg	TD
2010	Den	14	0	6	106	17.7	38	1
2011	Den	16	13	44	612	13.9	56t	8
2012	Den	16	15	85	1,064	12.5	55	13
2013	Den	16	16	87	1,288	14.8	61	11
2014	NYJ	15	15	74	962	13.0	74t	5
2015	NYJ	15	13	80	1,027	12.8	35	12
2016	NYJ	3	3	9	194	21.6	35	2
2017	Ten	10	4	31	303	9.8	27	1
Totals		105	79	416	5,556	13.4	74t	53

Decker's Regular Season Single-Game Highs:

- Receptions** - 10 (Twice, last at Miami 12/28/14)
- Receiving Yards** - 221 at Miami (12/28/14)
- Long Reception** - 74t at Miami (12/28/14)
- Receiving Touchdowns** - 4 at Kansas City (12/1/13)

TOUCHDOWN RECEPTIONS, 2012-PRESENT

Since the start of the 2012 season, **Eric Decker's** third NFL campaign, only eight NFL players have recorded more receiving touchdowns than him. Decker trails only **Dez Bryant**, **Antonio Brown**, **Brandon Marshall**, **Jordy Nelson**, **Demaryius Thomas**, **A.J. Green**, **Jimmy Graham** and **Rob Gronkowski**.

Most touchdown receptions, 2012–present:

Player	TD Receptions
1. Dez Bryant	56
2. Antonio Brown	54
3. Jimmy Graham	49
Demaryius Thomas	49
5. A.J. Green	48
Brandon Marshall	48
Jordy Nelson	48
8. Rob Gronkowski	46
9. Eric Decker	44
10. Odell Beckham Jr.	38

#83 • WR HARRY DOUGLAS

[CLICK FOR COMPLETE BIO \(PDF\)](#)

Harry Douglas (6-0, 183) is in his 10th NFL season and his third campaign with the Titans. The wide receiver was signed as an unrestricted free agent on March 12, 2015.

Douglas was placed on injured reserve on Sept. 3, 2017 after suffering a knee injury during the pre-season.

As a veteran leader in the wide receiver corps, Douglas appeared in 11 games with two starts in 2016. He caught 15 passes for 210 yards.

Douglas appeared in 14 games with 12 starts in his first season in Tennessee. He tied for second on the team with 36 receptions and ranked third on the squad with 411 receiving yards. He posted two touchdown receptions for the third consecutive year.

Douglas spent the first seven seasons (2008–2014) of his career as a member of the Atlanta Falcons after being selected in the third round of the 2008 NFL Draft. During his time in Atlanta, he amassed 258 receptions for 3,130 yards with eight touchdowns as a key member of a passing attack that also featured wide receivers **Julio Jones** and **Roddy White**.

In 2014, Douglas appeared in 12 games (six starts) and notched 51 catches for 556 yards and a pair of touchdowns.

Douglas enjoyed his greatest statistical success in 2013 while starting in place of an injured Jones. In 16 games, he posted career highs with 85 receptions for 1,067 yards and two touchdowns.

A native of Jonesboro, Ga., Douglas graduated from the University of Louisville. At the time of his departure, he ranked second in team annals with 2,924 receiving yards, while his 173 receptions ranked fifth on the school's all-time record list.

2017 Highlights:

- Placed on injured reserve (knee) on Sept. 3, 2017.

Douglas' Career Regular Season Statistics:

Year	Team	GP	GS	Rec	Yds	Avg	Lg	TD
2008	Atl	16	0	23	320	13.9	69	1
2009	Atl	0	0	Injured Reserve				
2010	Atl	16	4	22	294	13.4	46	1
2011	Atl	16	4	39	498	12.8	49	1
2012	Atl	15	1	38	395	10.4	37	1
2013	Atl	16	11	85	1,067	12.6	80t	2
2014	Atl	12	6	51	556	10.9	41	2
2015	Ten	14	12	36	411	11.4	51	2
2016	Ten	11	2	15	210	14.0	35	0
2017	Ten	0	0	Injured Reserve				
Totals		116	40	309	3,751	12.1	80t	10

Douglas' Regular Season Single-Game Highs:

- Receptions** - 12 at Arizona (10/27/13)
- Receiving Yards** - 149 vs. Tampa Bay (10/20/13)
- Long Reception** - 80t at Tampa Bay (11/17/13)
- Receiving Touchdowns** - 1 (10 times, last vs. Oakland, 11/29/15)



#18 • WR RISHARD MATTHEWS

[CLICK FOR COMPLETE BIO \(PDF\)](#)

Wide receiver **Rishard Matthews** (6-0, 217) is in his sixth NFL season and his second campaign with the Titans. He was signed by the Titans as an unrestricted free agent on March 11, 2016.

Matthews' arrival provided significant dividends to the Titans offense in 2016. He set career highs with 65 receptions, 945 receiving yards and nine touchdowns. He tied **Delanie Walker** for the team lead in receptions and led the club in the other two categories.

Matthews' nine touchdowns in 2016 more than doubled his previous career total of eight touchdowns in his first four NFL seasons, all of which he spent in Miami. His 2016 total tied for sixth in the NFL and tied for second in the AFC. In franchise history, Matthews' nine touchdown catches tied for ninth all-time.

Matthews spent his first four NFL campaigns with the Miami Dolphins after being drafted by the team in the seventh round of the 2012 NFL Draft. With the Dolphins, he totaled 107 receptions for 1,396 yards and eight touchdowns in 49 games (17 starts).

In 2015, Matthews established career highs with 43 catches, 662 receiving yards and four touchdown receptions despite playing in just 11 games. His career-best campaign was cut short due to a rib injury. Through the first 11 weeks of the NFL season, his 15.4-yard receiving average ranked seventh in the league.

A native of Santa Ana, Calif., Matthews was a two-year starter at the University of Nevada, where he totaled 147 receptions for 2,243 yards and 13 touchdowns. He also returned 48 punts for 551 yards and two scores.

2017 Highlights:



- **Against Oakland (9/10)**, ranked second on the team with 71 yards on five receptions, including a 24-yard catch in the second quarter.
- **At Jacksonville (9/17)**, totaled three receptions for 43 yards.
- **Against Seattle (9/24)**, led the Titans with six receptions and 87 receiving yards. In the third quarter, he turned a screen pass from Marcus Mariota into a 55-yard touchdown reception. The catch was the second-longest of his career, behind only a 60-yard reception at Houston on Oct. 2, 2016.
- **At Houston (10/1)**, tied for the team lead with three receptions for 49 yards, including a 28-yard catch to the two-yard line to help set up a touchdown in the second quarter.
- **At Miami (10/8)**, totaled three receptions for 34 yards.
- **Against Indianapolis (10/16)**, caught four passes for 69 yards, including a 27-yard grab in the third quarter and a crucial 16-yard catch in the fourth quarter on third-and-12 to help set up a go-ahead touchdown.
- **At Cleveland (10/22)**, totaled three receptions for 40 yards, including an eight-yard pass in overtime on third-and-three to help set up the game-winning field goal.
- **Against Baltimore (11/5)**, totaled 70 yards and a touchdown on four receptions. On the first offensive play of the game, he caught a 29-yard pass from Marcus Mariota to mark the 200th catch of his career. He recorded his second touchdown reception of the season on a 16-yard pass from Mariota in the first quarter.
- **Against Cincinnati (11/12)**, registered five receptions for 50 yards, including a 20-yarder that helped set up a touchdown in the first quarter.
- **At Pittsburgh (11/16)**, led the offense with 113 receiving yards on five catches. He reached the 100-yard mark for the first time in 2017 and the seventh time in his career. On the first play of the third quarter, he turned a pass from Marcus Mariota into a 75-yard touchdown to record the longest reception of his career (60 yards at Houston, 10/2/16).

Matthews' Career Regular Season Statistics:

Year	Team	GP	GS	Rec	Yds	Avg	Lg	TD
2012	Mia	8	1	11	151	13.7	30	0
2013	Mia	16	5	41	448	10.9	29	2
2014	Mia	14	0	12	135	11.3	23	2
2015	Mia	11	11	43	662	15.4	53t	4
2016	Ten	16	10	65	945	14.5	60	9
2017	Ten	10	9	41	626	15.3	75t	3
Career		75	35	213	2,967	13.9	75t	20

Matthews' Regular Season Single-Game Highs:

- Receptions** - 11 at Tampa Bay (11/11/13)
- Receiving Yards** - 122 at Indianapolis (11/20/16)
- Long Reception** - 70t at Pittsburgh (11/16/17)
- Touchdowns** - 2 (Three times, last at San Diego, 11/6/16)





2016 TD RECEPTION LEADERS

In 2016, wide receiver **Rishard Matthews** recorded nine touchdown receptions to more than double his previous career total of eight touchdowns in his first four NFL seasons, all of which he spent in Miami.

Matthews tied for sixth in the NFL and tied for second in the AFC in touchdown receptions in 2016.

In franchise history, Matthews' nine touchdown catches tied for ninth all-time.

Most touchdown receptions in 2016:

Player	Team	TD Receptions
1. Jordy Nelson	GB	14
2. Davante Adams	GB	12
Antonio Brown	Pit	12
Mike Evans	TB	12
5. Odell Beckham Jr.	NYG	10
6. Rishard Matthews	Ten	9
Kenny Stills	Mia	9
Michael Thomas	NO	9
9. (seven tied)		8

#13 • WR TAYWAN TAYLOR

[CLICK FOR COMPLETE BIO \(PDF\)](#)

The Titans selected wide receiver **Taywan Taylor** (first name pronounced TAY-wahn) in the third round (72nd overall) of the 2017 NFL Draft.

At Western Kentucky, Taylor broke every major single-season and career receiving record and accounted for 34 touchdown receptions over his final two campaigns. His career totals included 253 receptions for 4,234 yards and 41 touchdowns in four seasons.

In 2016, Taylor produced the best single season of any receiver in Hill-topper history, setting team records with 98 catches (ranked fifth in the nation), 1,730 receiving yards (third) and 17 touchdowns (tied for third).

Taylor is a native of Louisville, Ky.



2017 Highlights:

- **Against Oakland (9/10)**, made his NFL regular season debut and caught two passes for 14 yards.
- **At Jacksonville (9/17)**, recorded a 42-yard reception in the third quarter to put the Titans deep in Jaguars territory. The catch was the longest offensive play of the season for the Titans through two games. He also had two rushing attempts for 16 yards, including a 17-yard run for a first down in the second quarter.
- **Against Seattle (9/24)**, posted two receptions for 16 yards.
- **At Houston (10/1)**, registered one rushing attempt for six yards.
- **At Miami (10/8)**, recorded his first career start and tallied one rushing attempt for five yards.
- **Against Indianapolis (10/16)**, scored his first career touchdown on a 53-yard pass from Marcus Mariota that gave the Titans the lead in the fourth

quarter. He totaled two receptions for 61 yards.

- **At Cleveland (10/22)**, totaled 45 yards on three receptions, including a 23-yard grab.
- **Against Cincinnati (11/12)**, registered two receptions for 34 yards and one rushing attempt for four yards.

Taylor's 2017/Career Statistics:

Year	Team	GP	GS	Rec	Yds	Avg	Lg	TD
2017	Ten	10	3	13	208	16.0	53t	1

Taylor's College Statistics:

Year	Team	GP	GS	Rec	Yds	Avg	Lg	TD
2013	Western Ky	11	7	24	270	11.3	45	0
2014	Western Ky	13	7	45	767	17.0	75t	7
2015	Western Ky	14	5	86	1,467	17.1	78t	17
2016	Western Ky	14	14	98	1,730	17.7	80t	17
Career		52	33	253	4,234	16.7	80t	41

Taylor's NFL Regular Season Single-Game Highs:

- Receptions** - 3 at Cleveland (10/22/17)
- Receiving Yards** - 61 vs. Indianapolis (10/16/17)
- Long Reception** - 53t vs. Indianapolis (10/16/17)
- Touchdowns** - 1 vs. Indianapolis (10/16/17)

MORE TITANS WIDE RECEIVERS

15 - WR DARIUS JENNINGS (5-10, 180, 1st Year, Virginia)

- Wide receiver **Darius Jennings** (5-10, 180) was promoted from the team's practice squad to the 53-man roster on Sept. 23, 2017. He was first signed to the roster during the 2017 offseason.
- Jennings arrived in Tennessee with four NFL games of NFL experience, including one start. He originally signed as a rookie free agent with the Cleveland Browns in 2015 and as a rookie totaled 14 receptions for 117 yards and seven kickoff returns for 158 return yards. He also has spent time on the practice squads of the Browns, Chicago Bears and New York Jets.
- In 2016, he spent time with the Cleveland Browns, Chicago Bears and New York Jets practice squads.
- The Baltimore, Md., native appeared in 49 games with 28 starts during his four-year career at the University of Virginia. At the completion of his career, he ranked No. 1 all-time in Virginia history with 1,839 career kick return yards, No. 5 with 133 career receptions, No. 9 in program history with 1,667 career receiving yards and No. 11 with 3,719 career all-purpose yards.

19 - WR TAJAÉ SHARPE (6-2, 194, 2nd Year, Massachusetts)

- Wide receiver **Tajaé Sharpe** (6-2, 194) is in his second NFL season. He was selected by the Titans in the fifth round (140th overall) of the 2016 NFL Draft.
- Sharpe's 2017 campaign came to an end before the regular season began. He was placed on injured reserve on Sept. 2 after suffering a foot injury in the preseason finale.
- As a rookie, Sharpe played in all 16 games with 10 starts, the highest number of starts by a Titans rookie wide receiver since Chris Sanders started 11 games in 1995. He totaled 41 receptions for 522 yards and a pair of touchdowns during his first season. In franchise history, only eight other rookies had more receptions, and Sharpe ranked seventh among the NFL's 2016 rookie class in receptions and receiving yards.
- In four seasons at the University of Massachusetts (2012-15), the Piscataway, N.J., native appeared in 47 career games with 43 starts and finished as the school's all-time leader with 277 receptions and 3,486 receiving yards. He caught at least one pass in every game he played. The two-time All-MAC first-team performer ended his collegiate career ranked third in Minuteman history with 16 touchdowns and sixth with 3,497 all-purpose yards.

14 - WR/KR/PR ERIC WEEMS (5-9, 195, 10th Year, Bethune-Cookman)

- Wide receiver **Eric Weems** (5-9, 195) is in his 10th NFL season and his first campaign with the Titans. He was signed as an unrestricted free agent on March 11, 2017.
- He entered the NFL in 2007 as a rookie free agent with the Atlanta Falcons. He enjoyed two stints with the Falcons (2007–2011 and 2014–2016), separated by two years with the Chicago Bears (2012–2013).
- His career totals with the Falcons and Bears included 121 punt returns for a 10.8-yard average, which ranked fifth among active players through 2016; 165 kickoff returns for a 24.3-yard average; and 38 receptions for 353 yards. He added 102 career special teams tackles, leading his teams in the category four times.
- In 2016, Weems appeared in all 16 games for the NFC Champion Fal-

cons. He averaged 11.4 yards on 24 punt returns and 23.0 yards on 17 kickoff returns, and he led the Falcons with 15 special teams tackles.

- Weems earned a Pro Bowl selection in 2010, when he established career highs in punt return average (12.8) and kickoff return average (27.5).
- A native of Ormond Beach, Fla., Weems attended Bethune-Cookman University.
- Read more on Weems later in this release among the team's specialists.



OFFENSIVE LINEMEN

TACKLES					
No.	Name	Ht	Wt	Exp	College
78	Conklin, Jack	6-6	308	2	Michigan State
71	Kelly, Dennis	6-8	321	6	Purdue
77	Lewan, Taylor	6-7	309	4	Michigan

GUARDS					
No.	Name	Ht	Wt	Exp	College
64	Kline, Josh	6-3	300	5	Kent State
61	Levin, Corey	6-4	307	R	Chattanooga
67	Spain, Quinton	6-4	330	3	West Virginia

CENTERS					
No.	Name	Ht	Wt	Exp	College
60	Jones, Ben	6-3	308	6	Georgia
62	Schwenke, Brian	6-3	310	5	California

#78 • T JACK CONKLIN

[CLICK FOR COMPLETE BIO \(PDF\)](#)

Jack Conklin is in his second NFL season. The 6-foot-6, 308-pound tackle was selected by the Titans with the eighth pick in the first round of the NFL Draft.

As a rookie, Conklin started all 16 games at right tackle, becoming the team's first player to start all 16 games at left or right tackle as a rookie since **Michael Roos** in 2005. He was a key cog in a line that helped the Titans finish 11th overall in offense, third in rushing and tied for seventh in fewest sacks allowed.

Conklin was named an alternate for the Pro Bowl and was named first team Associated Press All-Pro. He became the first Titans player to receive first-team All-Pro honors since running back **Chris Johnson** in 2009 and the first Titans rookie to receive the honor since defensive end **Jevon Kearse** in 1999. Conklin joined Dallas guard **Zack Martin** (2014) as the only rookie offensive linemen since the AFL-NFL merger to be named first-team AP All-Pro.



Conklin became the first draft pick by new general manager **Jon Robinson**. The Titans, who initially had the first pick in the draft but traded with the Los Angeles Rams back to the 15th spot, made a deal with the Cleveland Browns to jump up to the eighth spot to select Conklin. The Titans gave up a third-round pick and a second-rounder in 2017 in the trade and also got back a sixth-rounder.

The Michigan State product was a walk-on for the Spartans but went on to become the first Michigan State offensive lineman to be selected in the first round since 1989 (**Tony Mandarich**) and also the highest drafted Spartan since wide receiver **Charles Rogers** (No. 2) in 2003.

A native of Plainwell, Mich., Conklin was a three-year starter at left tackle for the Spartans. He started 38 of his 39 career games (35 at left tackle, three at right tackle) and recorded more than 235 career knock-downs. Three of his career starts at left tackle came in bowl games (2014 Rose, 2015 Cotton, 2016 College Football Playoff Semifinal at Cotton Bowl).


In his final season on campus, Conklin was named second-team All-American by The Associated Press and was on numerous All-Big Ten teams.

Conklin's Career Regular Season Games Played/Games Started:

Year	GP	GS	Starts by Pos
2016	16	16	RT-16
2017	10	10	RT-10
Totals	26	26	RT-26

#60 • C BEN JONES

[CLICK FOR COMPLETE BIO \(PDF\)](#)



Center **Ben Jones** (6-3, 308) is in his sixth NFL season and his second campaign with the Titans. He was signed as an unrestricted free agent on March 10, 2016.

In his first year in Tennessee, Jones played a key role in an offensive turnaround. He started all 16 games at center, registering a start in every contest for the third consecutive season, dating back to his third year in Houston (2014). The veteran was a key cog in a line that helped the Titans finish 11th overall in offense, third in rushing and tied for seventh in fewest sacks allowed.

Jones was originally selected by the Houston Texans in the fourth round (99th overall) of the 2012 NFL Draft. Over the following four seasons, he started contests at center and both guard spots. He was a starter on two playoff teams in Houston (2012 and 2015).

In 2015, Jones started every game at center, extending his streak of consecutive regular season games played to 64, which was the second-longest active streak among NFL centers at the conclusion of the season.

A native of Centreville, Ala., Jones attended the University of Georgia, where his 49 total starts ranked third in school annals. He was a two-time All-SEC selection by the league's coaches and was named to Georgia's Team of the Decade. As a senior (2011), the team captain earned All-SEC first-team honors.

Jones' Career Regular Season Games Played/Games Started:

Year	Team	GP	GS	Starts by Pos
2012	Hou	16	10	RG-10
2013	Hou	16	1	RG-1
2014	Hou	16	16	LG-16
2015	Hou	16	16	C-16
2016	Ten	16	16	C-16
2017	Ten	10	10	C-10
NFL Totals		90	69	C-42, LG-16, RG-11

CURRENT IRONMEN AT CENTER

Among NFL offensive linemen presently listed as centers, **Ben Jones** ranks second in the NFL in consecutive games started. He trails only Dallas' **Travis Frederick**.

The streaks listed below are for consecutive games started by players who currently reside at center, even if some games were started at a position other than center.

Longest active consecutive starting streaks among current centers*:

Player	Current Team	Consecutive Games Started
1. Travis Frederick	Dallas	74
2. Ben Jones	Tennessee	58
Russell Bodine	Cincinnati	58
4. Jason Kelce	Philadelphia	51
5. Matt Paradis	Denver	42
6. Alex Mack	Atlanta	41

* Includes players who are currently listed as centers; streaks include games started at other positions

#71 • G/T DENNIS KELLY


[CLICK FOR COMPLETE BIO \(PDF\)](#)

Dennis Kelly (6-8, 321) is in his sixth NFL season and his second campaign with the Titans. He was acquired in a trade with the Philadelphia Eagles on Aug. 16, 2016. In exchange for Kelly, the Titans dealt wide receiver Dorial Green-Beckham to the Eagles.

In his first season with the Titans, Kelly played in all 16 games for the first time in his career with six starts as an extra tight end in "heavy" personnel packages. He helped the Titans rush for an average of 136.7 yards per game, which ranked third in the NFL.

Kelly entered the NFL as a fifth-round selection by the Eagles in the 2012 NFL Draft. In four seasons with the Eagles, he recorded 15 starts and 30 games played. He recorded nine starts with the Eagles at right tackle, four starts at right guard and two starts at left guard.

A native of Chicago Heights, Ill., Kelly was a team captain and a two-time offensive MVP at Purdue. He started his final three seasons at left tackle for the Boilermakers.



Kelly's Career Regular Season Games Played/Games Started:

Year	Team	GP	GS	Starts by Pos
2012	Phi	13	10	RG-3, RT-7
2013	Phi	0	0	
2014	Phi	3	3	LG-2, RG-1
2015	Phi	14	2	RT-2
2016	Ten	16	6	TE-6
2017	Ten	10	1	TE-1
NFL Totals		56	22	RG-4, RT-9, LG-2, TE-7

#64 • G JOSH KLINE


[CLICK FOR COMPLETE BIO \(PDF\)](#)

Guard **Josh Kline** (6-3, 300) is in his fifth NFL season and his second campaign with the Titans. He was acquired off waivers from the New England Patriots on Sept. 8, 2016.

Kline moved into Tennessee's starting lineup in Week 3 after **Chance Warmack** was placed on injured reserve with a finger injury. He never left the lineup for the remainder of the season, setting a career high in the process with 14 starts.

Kline spent the first three seasons of his NFL career in New England and won a Super Bowl as a member of their 2014 club. With the Patriots, he recorded 18 regular season starts and three postseason starts. He started games at both right (10) and left guard (11).

In 2015, he set career highs by playing in 14 games and recording 13



starts (seven at right guard and two at left guard). He also started twice at left guard in the 2015 playoffs.


Kline entered the NFL as an undrafted college free agent in 2013 following a four-year playing career at Kent State. He played right guard and right tackle during his stay there.

Kline's Career Regular Season Games Played/Games Started:

Year	Team	GP	GS	Starts by Pos
2013	NE	7	1	LG-1
2014	NE	12	4	LG-2, RG-2
2015	NE	14	13	LG-6, RG-7
2016	Ten	14	14	RG-14
2017	Ten	10	10	RG-10
NFL Totals		57	42	LG-9, RG-33

#77 • T TAYLOR LEWAN

[CLICK FOR COMPLETE BIO \(PDF\)](#)



Tackle **Taylor Lewan** (6-7, 309) is in his fourth NFL season. He was selected by the Titans with the 11th overall pick of the 2014 NFL Draft.

On Dec. 20, 2016, Lewan was named to his first career Pro Bowl, following a productive season in which he started all 16 games for the first time. The left tackle was the anchor a line that helped the Titans finish 11th overall in offense, third in rushing and tied for seventh in fewest sacks allowed.

In 2015, Lewan started the first 15 games of the season at left tackle before missing the finale with a concussion.

As a rookie in 2014, Lewan played in 11 games with six starts before suffering an ankle injury. He played as a reserve for the first five games and then started in six consecutive contests before the injury caused him to be inactive the final five weeks. For his efforts, Lewan was named to the Pro Football Writers of America All-Rookie Team.

In four seasons at Michigan, Lewan appeared in 50 games with 48 starts at left tackle. He started the final 41 games of his career and was named the Big Ten Conference Offensive Lineman of the Year in 2012 and 2013. As a senior in 2013, he started all 13 games at left tackle for the third consecutive season and was named second-team *Associated Press* All-American.

At the 2014 NFL Scouting Combine, he ran the 40-yard dash in 4.87 seconds, beating all other offensive linemen in his class and clocking the fourth-fastest time among offensive linemen in the last five years (2010-14). He also ranked among the top offensive linemen at the 2014 combine in the broad jump (first at nine feet, nine inches), vertical jump (tied for third at 30.5 inches) and three-cone drill (fourth at 7.39 seconds).



A native of Cave Creek, Ariz., Lewan became the first offensive tackle selected by the Titans/Oilers in the first round since tackle Brad Hopkins (13th overall) in 1993.

Lewan's Career Regular Season Games Played/Games Started:

Year	Team	GP	GS	Starts by Pos
2014	Ten	11	6	LT-6
2015	Ten	15	15	LT-15
2016	Ten	16	16	LT-16
2017	Ten	10	10	LT-10
NFL Totals		52	47	LT-47

#67 • G QUINTON SPAIN

[CLICK FOR COMPLETE BIO \(PDF\)](#)

Guard **Quinton Spain** (6-4, 330) is in his third NFL season. He was signed by the Titans as an undrafted free agent on May 11, 2015.

Spain appeared in 14 games with 13 starts at left guard during his second campaign. His physical style helped the Titans average 136.7 rushing yards per game, which ranked third in the NFL. Spain also helped the Titans tie for seventh in the NFL in fewest sacks allowed.

After winning a roster spot as a rookie, Spain appeared in seven games, including starts in each of the final six games at left guard.

Spain played in 50 career games with 38 starts at West Virginia and was a two-time All-Big 12 team honoree. As a senior (2014), he started 12 games at left guard and was named All-Big 12 first team by ESPN.com, All-Big 12 second team by Associated Press and All-Big 12 honorable mention by the coaches.

Spain is a native of Petersburg, Va.



Spain's Career Regular Season Games Played/Games Started:

Year	Team	GP	GS	Starts by Pos
2015	Ten	7	6	LG-6
2016	Ten	14	13	LG-13
2017	Ten	8	8	LG-8
NFL Totals		29	27	LG-27

MORE TITANS OFFENSIVE LINEMEN

61 - G/C COREY LEVIN (6-4, 307, Rookie, Chattanooga)

- **Corey Levin** was selected by the Titans in the sixth round (217th overall) of the 2017 NFL Draft.
- The 6-foot-4 inch, 307-pounder appeared in 52 career games with 51 starts at Chattanooga, 45 of which were consecutive.
- A native of Dacula, Ga., he developed versatility over his four-year collegiate career, making starts at left guard, and both left and right tackle.

62 - C/G BRIAN SCHWENKE

- **Brian Schwenke** (6-3, 310) is in his fifth NFL season. He was drafted by the Titans in the fourth round (107th overall) of the 2013 NFL Draft.
- He played four seasons with the Titans (2013–2016) before signing with the Indianapolis Colts as an unrestricted free agent in 2017. Upon his release by the Colts, he was re-signed by the Titans on Sept. 4, 2017.
- In 2016, he played in all 16 games for the Titans with three starts at left guard (10/27 vs. Jacksonville, 11/6 at San Diego and 11/13 vs. Green Bay).
- Schwenke started the first five games of 2015 at center before suffering a season-ending leg injury on Oct. 18.
- In 2014, he started the first 11 games at center before being placed on injured reserve (Nov. 25) with a knee injury.
- As a rookie in 2013, Schwenke started nine of the team's final 10 games at center.
- In four seasons with the California Golden Bears (2009-12), the Oceanside, Calif., native played in 48 of 50 possible games and started games at three different positions—16 starts at left guard, 12 at center and eight at right guard. As a senior, he played center for the first time and was named first-team All-Pac-12 by the league's coaches.
- Schwenke is a native of Oceanside, Calif.



DEFENSIVE LINEMEN

No.	Name	Ht	Wt	Exp	College
99	Casey, Jurrell	6-1	305	7	Southern California
94	Johnson, Austin	6-4	314	2	Penn State
90	Jones, DaQuan	6-4	322	4	Penn State
95	King, David	6-4	281	2	Oklahoma
97	Klug, Karl	6-3	278	7	Iowa
96	Williams, Sylvester	6-2	313	5	North Carolina

#99 • DT JURRELL CASEY

[CLICK FOR COMPLETE BIO \(PDF\)](#)

Defensive lineman **Jurrell Casey** (6-1, 305) is in his seventh NFL season. He was selected by the Titans in the third round (77th overall) of the 2011 NFL Draft.

A three-time defensive captain, Casey was named to his second consecutive Pro Bowl at the conclusion of the 2016 season. He started 15 games during the year and set a career high with 29 quarterback pressures in addition to 51 tackles, five sacks, three tackles for loss and five passes defended. He became the first player for the team in the "Titans era" (1999–present) to register four consecutive seasons with at least five sacks.

In 2015, he started all 16 games for the second consecutive season and for the third time in his career. He led the team's defensive linemen with 86 tackles and tied **Brian Orakpo** for the team lead with seven sacks, the second-best total in Casey's career. Casey also set a then-career high and finished second on the team behind Orakpo with 28 quarterback pressures. He was named to the Pro Bowl for the first time in his career.

Casey was named one of five permanent team captains by his teammates for the first time in 2014. While remaining a key cog in the defense's switch from a 4-3 to a 3-4 scheme, he started all 16 games and led the team's defensive linemen (fourth on the team) with 86 tackles. His 27 quarterback pressures and 13 tackles for loss tied for the team lead and set new career highs. With five sacks, he ranked second on the squad.

In 2013, Casey was named *Associated Press* second-team All-Pro after putting together one of the best seasons by a defensive tackle in franchise history. His 10.5 sacks set a career high and made up the second-highest total by a franchise defensive tackle since sacks became an official statistic in 1982, finishing behind only **Ray Childress'** 13 sacks in 1992. In 2013, only **Jason Hatcher** of the Dallas Cowboys (11) finishe



with more sacks than Casey among defensive tackles.

Casey started 31 out of 32 games in his first two seasons, and in each campaign he led the team's defensive linemen in tackles. As a rookie, he notched 74 tackles and 2.5 sacks, and he followed with 80 tackles and three sacks in 2012.

A native of Long Beach, Calif., Casey played in 38 games (26 starts) on the defensive line (24 at right defensive tackle and two at nose tackle) at the University of Southern California. He recorded 138 tackles, nine sacks, 22 tackles for loss, three quarterback pressures, four fumble recoveries, three forced fumbles, an interception and three passes defended.

In his final season with the Trojans (2010), he started all 13 games for the second consecutive season and had 67 tackles, a team-best 11 tackles for loss, a team-leading 4.5 sacks, one interception, one fumble recovery and two passes defended. He was named first-team All-Pac 10.

2017 Highlights:

- **Against Oakland (9/10)**, registered a pair of tackles.
- **At Jacksonville (9/17)**, posted two tackles and a pair of quarterback pressures.
- **Against Seattle (9/24)**, registered five tackles and three quarterback pressures.
- **At Houston (10/1)**, totaled seven tackles, one sack and two quarterback pressures. In the second quarter, he recorded his first sack of 2017 (34th career), dropping Deshaun Watson for a three-yard loss.
- **At Miami (10/8)**, tallied five tackles, one sack and two quarterback pressures. He dropped Jay Cutler for a 14-yard loss in the fourth quarter to give him back-to-back games with a sack.
- **Against Indianapolis (10/16)**, participated in his 100th career game, becoming the first defensive lineman in the "Titans era" (1999–present) to reach 100 games with the club and the fifth defensive player to do so (Keith Bulluck, Michael Griffin, Donnie Nickey and cornerback Jason McCourty). He posted four tackles.
- **At Cleveland (10/22)**, tallied five tackles and three quarterback pressures.
- **Against Baltimore (11/5)**, registered five tackles, two quarterback pressures, one sack and one tackle for loss in his 100th career start. On the last play of the first quarter, he dropped Joe Flacco for a five-yard sack. He also reached the 500 career tackle mark during the contest.
- **Against Cincinnati (11/12)**, posted one tackle and one quarterback pressure.
- **At Pittsburgh (11/16)**, totaled three tackles, two tackles for loss and two quarterback pressures.

Casey's Career Regular Season Statistics:

Year	GP	GS	Tackle	Sack	TFL	QBP	Int	PD	FF	FR
2011	16	15	74	2.5	5	9	0	1	1	1
2012	16	16	80	3.0	6	3	0	0	2	0
2013	15	14	90	10.5	3	10	0	3	1	1
2014	16	16	86	5.0	13	27	0	1	0	0
2015	16	16	86	7.0	11	28	0	5	0	0
2016	15	15	51	5.0	3	29	0	5	0	0
2017	10	10	39	3.0	3	17	0	0	0	0
Totals	104	102	506	36.0	44	123	0	15	4	2



Casey's Regular Season Single-Game Highs:

- Tackles** - 10 (Twice, last vs. Arizona, 12/15/13)
- Sacks** - 2 (Seven times, last vs. Houston, 1/1/17)
- Tackles for Loss** - 3 (Twice, last at Tampa Bay, 9/13/15)
- Forced Fumble** - 1 (Four times, last at St. Louis, 11/3/13)
- Fumble Recovery** - 1 (Twice, last at Oakland, 11/24/13)
- Quarterback Pressures** - 6 vs. Jacksonville (10/27/16)
- Passes Defensed** - 3 vs. Atlanta (10/25/15)

FRANCHISE SACK LEADERS

Jurrell Casey ranks among the franchise's all-time leaders in career sacks. He passed Pro Football Hall of Fame defensive tackle Curley Culp (31*) in 2016 for 11th place in franchise annals.

Most career sacks, franchise history:

Player	Position	Seasons	Sacks*
1. Elvin Bethea	DE	1968–83	105.0
2. Ray Childress	DT	1985–95	75.5
3. Jesse Baker	DE	1979–87	66.0
4. William Fuller	DE	1986–93	59.0
5. Sean Jones	DE	1988–93	57.5
6. Jevon Kearse	DE	1999–03, 2008–09	52.0
7. Robert Brazile	LB	1975–84	48.0
8. Ted Washington	LB	1973–82	45.0
9. Derrick Morgan	OLB	2010–17	42.5
10. Kyle Vanden Bosch	DE	2005–09	38.5
11. Jurrell Casey	DT	2011–17	36.0

* Individual sacks became an official statistic in 1982. Sacks recorded prior to 1982 are unofficial.

2013 SACKS BY DEFENSIVE TACKLES

Titans defensive tackle Jurrell Casey recorded a career-high 10.5 sacks in 2013. The third-year defensive tackle tied for second in the NFL in sacks among defensive tackles behind only Jason Hatcher of the Dallas Cowboys, who had 11 sacks.

Most sacks among defensive tackles in 2013:

Player	Team	Sacks
1. Jason Hatcher	Dal	11.0
2. Jurrell Casey	Ten	10.5
Kyle Williams	Buf	10.5
4. Gerald McCoy	TB	9.0
5. Marcell Dareus	Buf	7.5
6. Geno Atkins	Cin	6.0
Nick Fairley	Det	6.0
Chris Jones	NE	6.0
9. Michael Brockers	StL	5.5
Clinton McDonald	Sea	5.5
Ndamukong Suh	Det	5.5

SACKS BY TITANS/OILERS DTS

Since individual sacks became an official NFL statistic in 1982, Jurrell Casey and Ray Childress are the only Titans/Oilers defensive tackles to produce double-digit sacks in a single season.

Most sacks in a season by Oilers/Titans defensive tackles, 1982–present:

Defensive Tackle	Season	Sacks
1. Ray Childress	1992	13.0
2. Jurrell Casey	2013	10.5
3. Ray Childress	1993	9.0
4. Albert Haynesworth	2008	8.5
Ray Childress	1989	8.5
Ray Childress	1988	8.5
Ray Childress	1990	8.0
8. Jurrell Casey	2015	7.0
Karl Klug	2011	7.0
Gary Walker	1997	7.0
Ray Childress	1991	7.0

Note: In 1992, Lee Williams recorded 11 total sacks while playing both defensive end and defensive tackle for the Oilers. He is excluded from this list.

#94 • DL AUSTIN JOHNSON

[CLICK FOR COMPLETE BIO \(PDF\)](#)

Defensive lineman **Austin Johnson** (6-4, 314) is in his second NFL season. He was selected by the Titans with the 43rd overall pick in the second round of the 2016 NFL Draft.

In his rookie campaign, Johnson played in 10 total games and totaled 15 tackles, 0.5 sacks, one tackle for loss, one quarterback pressure and one pass defended.

In three seasons at Penn State, Johnson appeared in 38 games and recorded 28 starts, including starts in all 26 games as a sophomore and junior. He totaled 154 tackles, 8.5 sacks, 24 tackles for loss, eight passes defended, one forced fumble and four fumble recoveries, including a 71-yard fumble return for a touchdown.

As a junior in 2015, Johnson started all 13 games and was named Associated Press first-team All-Big Ten honors. He ranked second on the team with 15 tackles for loss and 6.5 sacks. His 78 tackles ranked second among FBS defensive linemen and third on the team. It was the highest tackle total by a Penn State defensive lineman since Jimmy Kennedy's 87 in 2002.

Johnson is a native of Galloway, N.J.

2017 Highlights:


- **Against Oakland (9/10)**, posted two tackles.
- **At Jacksonville (9/17)**, tallied two tackles.
- **At Houston (10/1)**, tied his career high with four tackles.
- **Against Indianapolis (10/16)**, registered two tackles.
- **Against Baltimore (11/5)**, posted a pair of tackles.
- **Against Cincinnati (11/12)**, recorded one tackle.
- **At Pittsburgh (11/16)**, tallied one tackle.

Johnson's Career Regular Season Statistics:

Year	GP	GS	Tackle	Sack	TFL	QBP	Int	PD	FF	FR
2016	10	0	15	0.5	1	1	0	1	0	0
2017	10	0	15	0.0	0	0	0	0	0	0
Totals	20	0	30	0.5	1	1	0	1	0	0

Johnson's Regular Season Single-Game Highs:

Tackles - 4 (Twice, last at Houston, 10/1/17)
Sacks - 0.5 at Indianapolis (11/20/16)



coaches and second-team All-Conference by the media. He was named Penn State's Outstanding Senior Player and the recipient of the team's Reid-Robinson Award.

Jones is a native of Johnson City, N.Y.

2017 Highlights:

- **Against Oakland (9/10)**, registered four tackles.
- **At Jacksonville (9/17)**, posted one tackle.
- **At Houston (10/1)**, tallied two tackles and a quarterback pressure.
- **At Miami (10/8)**, registered six tackles.
- **Against Indianapolis (10/16)**, tallied three tackles.
- **At Cleveland (10/22)**, posted six tackles and two quarterback pressures.
- **Against Baltimore (11/5)**, totaled three tackles.
- **At Pittsburgh (11/16)**, registered two tackles and two quarterback pressures.

Jones' Career Regular Season Statistics:

Year	Team	GP	GS	Tackle	Sack	TFL	QBP	Int	PD	FF	FR
2014	Ten	7	1	13	1.0	2	3	0	0	1	0
2015	Ten	16	16	67	0.0	2	15	0	0	0	1
2016	Ten	16	16	29	1.5	1	8	0	0	0	1
2017	Ten	10	10	28	0.0	0	5	0	0	0	0
Totals		49	43	137	2.5	5	31	0	0	1	2

Jones' Regular Season Single-Game Highs:

Tackles - 7 (Twice, last at San Diego, 11/6/16)
Sacks - 1 (Twice, last vs. Green Bay, 11/13/16)
Quarterback Pressures - 2 (Nine times, last at Pittsburgh, 11/16/17)
Forced Fumble - 1 vs. Indianapolis (12/28/14)
Fumble Recovery - 1 (Twice, last vs. Houston, 1/1/17)

#90 • DL DAQUAN JONES

[CLICK FOR COMPLETE BIO \(PDF\)](#)

Defensive lineman **DaQuan Jones** (6-4, 322) is in his fourth NFL season. He was selected by the Titans in the fourth round (112th overall) of the 2014 NFL Draft.

Jones was one of two Titans who started every game from 2015–2016, holding down a spot at defensive end for consecutive seasons. Outside linebacker **Brian Orakpo** was the other member of the team to start every game in that time period.


In 2016, Jones recorded 29 tackles, a career-high 1.5 sacks, one tackle for loss, eight quarterback pressures and a fumble recovery for a touchdown.

Jones was one of four members of the team to start all 16 games in 2015. He totaled 67 tackles, 15 quarterback pressures, two tackles for loss and a fumble recovery.

As a rookie, Jones appeared in seven games with one start. He registered 13 tackles, a sack, three quarterback pressures, two tackles for loss and a forced fumble.

A leader at Penn State during a time of turmoil, Jones started 23 of 46 college games, with all of his starting assignments coming during the last two seasons. Jones finished his career with 92 tackles, adding 4.5 sacks for minus 28 yards, 15.5 stops for losses totaling 55 yards, two fumble recoveries and a pass deflection.

As a senior in 2013, he started all 12 games at defensive tackle, finishing fifth on the team with a career-high 56 tackles (33 solos). His tackle total was the most for any interior defensive lineman in the Big Ten during the 2013 campaign. Jones was named first-team All-Big Ten by the league's



#97 • DL KARL KLUG

[CLICK FOR COMPLETE BIO \(PDF\)](#)

Karl Klug (6-3, 278) is in his seventh NFL season. He was selected by the Titans in the fifth round (142nd overall) of the 2011 NFL Draft and was re-signed as an unrestricted free agent in March 2015.


Klug's 2016 campaign was cut short due to injury. He was placed on injured reserve on Dec. 21 due to a left Achilles injury and missed the final two games of the season. They were the first two games of his career in which he did not play. His season totals included 25 tackles, 1.5 sacks, one tackle for loss, 18 quarterback pressures and a pass defended.

Through his first five seasons, Klug (pronounced KLOOG) never missed a game. In 2015, he set a career high with 19 quarterback pressures and recorded four sacks, which was the second-highest total of his career. He added 26 tackles, one pass defended and one forced fumble.

Prior to 2014, Klug saw time at defensive end and defensive tackle in the defense's previous 4-3 scheme.

As a rookie in 2011, Klug emerged as one of the top young pass-rushing defensive tackles in the NFL, compiling a team-high seven sacks. The total tied for sixth place in sacks among all NFL rookies, tied for fourth among all NFL defensive tackles, and led all rookie defensive tackles. Playing in all 16 games (one start), Klug also totaled 32 tackles, 10 quarterback pressures, two tackles for loss, four passes defended and two forced fumbles.


During a four-year career at Iowa, Klug appeared in 40 games with 26 consecutive starts to end his career. He tallied 140 tackles, 31 tackles for





#96 • NT SYLVESTER WILLIAMS

[CLICK FOR COMPLETE BIO \(PDF\)](#)



Nose tackle **Sylvester Williams** (6-2, 313) is in his fifth NFL season and his first campaign with the Titans. He was signed as an unrestricted free agent on March 14, 2017.

The veteran arrived in Tennessee after spending the first four years of his career with the Denver Broncos. During his time in Denver, he played in 60 games, including 48 starts, and totaled 93 tackles, 5.5 sacks and 17 tackles for loss.

Originally a first-round selection (28th overall) by the Broncos in the 2013 NFL Draft, Williams became a starter in a defense that finished in the NFL's top four overall rankings (yards allowed) in each season from 2014–2016, including the top ranked defense in 2015. The 2014 Broncos defense ranked second in the NFL against the run, as they set a franchise record for fewest rushing yards allowed in a season.

Williams also possesses extensive playoff experience. He participated in seven postseason contests (six starts) with the Broncos, including Super Bowl 50 and Super Bowl XLVII.

A native of Jefferson City, Mo., Williams played the final two years of his college career at the University of North Carolina. He began his college career at Coffeyville Community College.

2017 Highlights:

- **Against Oakland (9/10)**, started at nose tackle in his Titans regular season debut and notched a pair of tackles.
- **At Jacksonville (9/17)**, posted one tackle.
- **At Houston (10/1)**, registered three tackles.
- **At Cleveland (10/22)**, posted one tackle.
- **Against Baltimore (11/5)**, posted one tackle.
- **Against Cincinnati (11/12)**, registered one tackle for loss.
- **At Pittsburgh (11/16)**, totaled a pair of tackles.

Williams' Career Regular Season Statistics:

Year	Team	GP	GS	Tackle	Sack	TFL	QBP	Int	PD	FF	FR
2013	Den	13	4	19	2.0	5	-	0	0	0	1
2014	Den	16	13	21	0.0	0	-	0	1	0	0
2015	Den	15	15	25	2.5	0	-	0	0	0	0
2016	Den	16	16	29	1.0	0	-	0	1	0	0
2017	Ten	9	5	10	0.0	1	0	0	0	0	0
Totals		69	53	104	5.5	6	NA	0	2	0	1

Williams' Regular Season Single-Game Highs:

- Tackles** - 5 (Three times, last at Oakland, 11/6/16)
- Sacks** - 1 (Five times, last at Tampa Bay, 10/2/16)
- Fumble Recovery** - 1 at Oakland (12/29/13)

loss, 9.5 sacks, eight quarterback pressures, eight passes defended, four forced fumbles and a fumble recovery.

As a senior in 2010, the Caledonia, Minn., native led the Hawkeyes with 13 tackles for loss and 5.5 sacks. He totaled 57 tackles en route to earning second-team All-Big Ten honors from the league's coaches and media. His honors also included the Roy J. Carver Most Valuable Player Award on defense, the Iron Hawk Award and the Hayden Fry "Extra Heart-beat" Award.

2017 Highlights:

- **Against Oakland (9/10)**, recorded three tackles.
- **At Jacksonville (9/17)**, posted one tackle.
- **At Houston (10/1)**, registered four tackles and one quarterback pressure.
- **Against Indianapolis (10/16)**, tallied three tackles.
- **At Cleveland (10/22)**, participated in his 100th career game and totaled three tackles.
- **Against Baltimore (11/5)**, registered a quarterback pressure and a pair of tackles, including a half sack. Late in the second quarter, he and outside linebacker Derrick Morgan combined to sack Joe Flacco for a four-yard loss on third down to force a punt.
- **At Pittsburgh (11/16)**, sacked Ben Roethlisberger for a seven-yard loss in the second quarter.

Klug's Career Regular Season Statistics:

Year	GP	GS	Tackle	Sack	TFL	QBP	Int	PD	FF	FR
2011	16	1	32	7.0	2	10	0	4	2	0
2012	16	1	12	3.5	1	5	0	1	0	0
2013	16	3	26	2.0	0	4	0	2	2	1
2014	16	0	31	2.0	5	5	0	0	0	0
2015	16	0	26	4.0	0	19	0	1	1	0
2016	14	3	25	1.5	1	18	0	1	0	0
2017	9	0	17	1.5	0	2	0	0	0	0
Totals	103	8	169	21.5	9	63	0	9	5	1

Klug's Regular Season Single-Game Highs:

- Tackles** - 5 (Twice, last at Houston, 10/2/16)
- Sacks** - 2 (Twice, last at Indianapolis 12/9/12)
- Tackles For Loss** - 2 at Washington (10/19/14)
- Forced Fumbles** - 2 vs. Baltimore (9/18/11)
- Fumble Recovery** - 1 vs. N.Y. Jets (9/29/13)

MORE TITANS DEFENSIVE LINEMEN

95 - DE DAVID KING (6-4, 281, 2nd Year, Oklahoma)

- **David King** was acquired by the Titans in a trade with the Kansas City Chiefs on Sept. 1, 2017.
- King was originally selected by the Philadelphia Eagles in the seventh round of the 2013 NFL Draft. He later joined the Cincinnati Bengals (2013–2014), Seattle Seahawks (2014–2015) and the Chiefs (2015–2017).
- Prior to joining the Titans, he played in 10 total NFL games and tallied four tackles, one tackle for loss, 1.5 sacks and two passes defended.
- In 2016, he spent time with the Chiefs on the practice squad and on the 53-man roster. He appeared in two games in a reserve role.
- In four years at Oklahoma, he saw action in 43 games, including 21 starts. He accumulated 75 tackles and 5.5 sacks.
- As a senior, he was named second-team All-Big 12 by the league's coaches.
- King is a native of Houston, Texas.

2017 Highlights:

- **At Jacksonville (9/17)**, made his Titans debut and registered a tackle.



TITANS LINEBACKERS

No.	Name	Ht	Wt	Exp	College
53	Bates, Daren	5-11	225	5	Auburn
55	Brown, Jayon	6-0	226	R	UCLA
92	Dodd, Kevin	6-5	277	2	Clemson
91	Morgan, Derrick	6-4	261	8	Georgia Tech
51	Ochi, Victor (IR)	6-1	242	1	Stony Brook
98	Orakpo, Brian	6-4	257	9	Texas
50	Palmer, Nate	6-2	248	5	Illinois State
93	Walden, Erik	6-2	250	10	Middle Tennessee St.
52	Wallace, Aaron (IR)	6-2	242	2	UCLA
54	Williamson, Avery	6-1	246	4	Kentucky
59	Woodyard, Wesley	6-0	233	10	Kentucky

#55 • LB JAYON BROWN

[CLICK FOR COMPLETE BIO \(PDF\)](#)



Linebacker **Jayon Brown** (6-0, 226) was selected by the Titans in the fifth round (155th overall) of the 2017 NFL Draft.

In four seasons at UCLA (2013-16), Brown appeared in 49 games with 21 starts and totaled 220 tackles, three sacks, nine tackles for loss, three interceptions, 15 passes defended, one forced fumble and four fumble recoveries. He started 21 games over his final two seasons and totaled nine games with double-digit tackles.

As a senior in 2016, he earned first-team All-Pac-12 honors after leading the Bruins with 119 tackles, which tied for 16th on the all-time school single-season list. He added 2.5 sacks, seven tackles for loss, three interceptions, 23 passes defended and two fumble recoveries.

Brown is a native of Long Beach, Calif.

2017 Highlights:

- **Against Oakland (9/10)**, made his NFL regular season debut and posted four tackles.
- **Against Seattle (9/24)**, posted five tackles.
- **At Houston (10/1)**, totaled five tackles and a quarterback pressure.
- **At Miami (10/8)**, recorded one tackle.
- **Against Indianapolis (10/16)**, posted four tackles and one quarterback pressure and tied for the team lead with two passes defended.
- **At Cleveland (10/22)**, registered five tackles.
- **Against Baltimore (11/5)**, set a season high through eight games with six tackles.
- **Against Cincinnati (11/12)**, tied his season high through nine games with six tackles.
- **At Pittsburgh (11/16)**, posted five tackles, including a tackle for loss.

Brown's 2017/Career Regular Season Statistics:

Year	GP	GS	Tackle	Sack	TFL	QBP	Int	PD	FF	FR
2017	10	0	44	0.0	1	2	0	3	0	0

Brown's College Defensive Statistics:

Year	Team	GP	GS	Tackle	Sack	TFL	Int	PD	FF	FR
2013	UCLA	13	0	6	0.0	0	0	0	1	1
2014	UCLA	12	0	2	0.0	0	0	0	0	0
2015	UCLA	12	9	93	0.5	2	0	6	0	1
2016	UCLA	12	12	119	2.5	7	3	9	0	2
Totals		49	21	220	3.0	9	3	15	1	4

Brown's NFL Regular Season Single-Game Highs:

- Tackles** - 6 (twice, last vs. Cincinnati, 11/12/17)
- Pass Defended** - 2 vs. Indianapolis (10/16/17)

#92 • OLB KEVIN DODD

[CLICK FOR COMPLETE BIO \(PDF\)](#)



Kevin Dodd is in his second NFL season. He was selected by the Titans with the 33rd overall draft choice in the second round of the 2016 NFL Draft.

The 6-foot-5-inch, 277-pounder transitioned to a 3-4 outside linebacker with the Titans after playing defensive end at Clemson.

In 2016, after appearing in nine games with one start, Dodd was placed on injured reserve on Dec. 6, ending his rookie campaign due to a foot injury. His totals for the season included nine tackles, one sack, four quarterback pressures and one tackle for loss.

With the Tigers, Dodd served as a reserve in his first three seasons before bursting on the scene as one of the country's top pass rushers during his redshirt junior campaign. His career totals included 107 tackles, 26.5 tackles for loss and 12 sacks over 39 career games.

In his final collegiate campaign, the Greenville, S.C., native started all 15 games and tallied 12 sacks, 23.5 stops for loss, 86 total tackles and 13 quarterback pressures. He ranked in the national top 10 in sacks, and only teammate Shaq Lawson ranked ahead of him nationally in tackles for loss. He was named honorable mention All-ACC by the media after starting all 15 games and registering 86 tackles, 23.5 for loss and 12 sacks.

In the National Championship Game against Alabama, he produced a career-high five tackles for loss and three sacks, both of which set Clemson single-game postseason records.

He is a native of Greenville, S.C.

Dodd's Career Regular Season Statistics:

Year	GP	GS	Tackle	Sack	TFL	QBP	Int	PD	FF	FR
2016	9	1	9	1.0	1	4	0	0	0	0
2017	3	0	1	0.0	0	0	0	0	0	0
Totals	12	1	10	1.0	1	4	0	0	0	0

Dodd's Regular Season Single-Game Highs:

- Tackles** - 6 at Detroit (9/18/16)
- Sacks** - 1 at Detroit (9/18/16)
- Quarterback Pressures** - 4 at Detroit (9/18/16)

#91 • OLB DERRICK MORGAN

[CLICK FOR COMPLETE BIO \(PDF\)](#)



Derrick Morgan (6-3, 261) is in his eighth NFL season. He was selected by the Titans with the 16th overall draft choice in the 2010 NFL Draft, and in March 2015, he was re-signed as an unrestricted free agent.

Through the 2016 campaign, Morgan ranked 10th in franchise history with 36.5 career sacks.

In 2016, Morgan started 15 games and set a career high with nine sacks, which ranked sixth among AFC linebackers. He also led the team and set a career high with 56 quarterback pressures, more than doubling his previous career high of 27 quarterback pressures in 2014.

Morgan's 2015 campaign came to an end when he was placed on injured reserve on Dec. 17 with a shoulder injury. Prior to the injury, he appeared in 10 games and registered 34 tackles, 4.5 sacks, 13 quarterback pressures, six tackles for loss, two passes defended and a forced fumble.

In 2014, Morgan produced at the time the biggest numbers of his career after switching from a 4-3 defensive end to a 3-4 outside linebacker. He started all 16 games for the second time in his career and led the squad with 6.5 sacks. His 27 quarterback pressures and 13 tackles for loss tied for the team lead and set new career highs. Also, his nine passes defended and two forced fumbles set career highs.

In 2013, Morgan played in 15 games with 14 starts at defensive end and ranked second on the team with six sacks, eight quarterback pressures and three tackles for loss (tied). His totals also included 54 tackles, one pass defended, one forced fumble and one fumble recovery.

In 2012, Morgan started all 16 games for the first time in his career and led the Titans with 6.5 sacks and 19 quarterback pressures. He also set a career high with 68 tackles and added five tackles for loss, five passes



defensed, a forced fumble and a fumble recovery.

Morgan played in 15 games in 2011 and led the Titans with 20 quarterback pressures. He added 47 tackles, 2.5 sacks, three tackles for loss and two passes defensed.

As a rookie, an ACL tear ended his season after only four games.

In three seasons at Georgia Tech, the Coatesville, Pa., native totaled 115 tackles, 19.5 sacks, 29.5 tackles for loss, five passes defensed, six fumble recoveries and two forced fumbles in 39 games. He started the final 27 consecutive games of his college career at left defensive end. Prior to entering the NFL after his junior season, he was named the ACC Defensive Player of the Year with an ACC-high 12.5 sacks.

2017 Highlights:

- **Against Oakland (9/10)**, totaled four tackles, one sack, a team-high two tackles for loss and a team-high five quarterback pressures. In the second quarter, he sacked Derek Carr for a seven-yard loss to help force a punt.
- **At Jacksonville (9/17)**, totaled four tackles, one sack and one pass defensed. He recorded his second consecutive game with a sack, dropping Blake Bortles for a five-yard loss on third down in the third quarter. The sack tied Morgan with former Titans defensive end Kyle Vanden Bosch (38.5) for ninth on the team's all-time sack list.
- **Against Seattle (9/24)**, registered three tackles and seven quarterback pressures.
- **At Houston (10/1)**, led the defense with five quarterback pressures and added two tackles and a sack. In the fourth quarter, he sacked Texans quarterback Tom Savage for an eight-yard loss. The play moved him ahead of former defensive end Kyle Vanden Bosch (38.5 career sacks) for ninth place on the team's all-time sack list.
- **At Miami (10/8)**, registered two tackles and three quarterback pressures.
- **Against Indianapolis (10/16)**, posted one tackle and one quarterback pressure.
- **At Cleveland (10/22)**, totaled three tackles, 1.5 sacks, five quarterback pressures and one tackle for loss. He took down quarterback Cody Kessler for a five-yard loss in the fourth quarter, and in overtime, he and Brian Orakpo split a 12-yard sack on third down to force a punt. The Titans kicked the game-winning field goal on the ensuing drive. He became the ninth player in franchise history to reach 40.0 career sacks. In the "Titans era" (1999–present), only Jevon Kearse (52.0) had previously accomplished the feat.
- **Against Baltimore (11/5)**, led the team with three quarterback pressures and added three tackles and a half sack. Late in the second quarter, he and defensive end Karl Klug combined to sack Joe Flacco for a four-yard loss on third down to force a punt.
- **Against Cincinnati (11/12)**, played his 100th career NFL game. In the second quarter, he recovered a fumble after the ball was stripped from quarterback Andy Dalton by outside linebacker Brian Orakpo. It led to a touchdown on the ensuing Titans possession. On Cincinnati's next drive, Morgan recovered another fumble by Dalton. He became the first Titans player to record two opponent fumble recoveries since linebacker Colin McCarthy at the Buffalo Bills on Dec. 4, 2011.
- **At Pittsburgh (11/16)**, totaled four tackles, one tackle for loss, one sack and four quarterback pressures. In the second quarter, he sacked Ben Roethlisberger for a six-yard loss.

Morgan's Career Regular Season Statistics:

Year	GP	GS	Tackle	Sack	TFL	QBP	Int	PD	FF	FR
2010	4	0	10	1.5	0	1	0	1	0	0
2011	15	10	47	2.5	3	20	0	2	0	0
2012	16	16	68	6.5	5	19	0	5	1	1
2013	15	14	54	6.0	3	8	0	1	1	1
2014	16	16	82	6.5	13	27	0	9	2	0
2015	10	9	34	4.5	6	13	0	2	1	0
2016	15	15	50	9.0	4	56	0	1	0	0
2017	10	10	27	6.0	6	37	0	1	0	2
Totals	101	90	370	42.5	40	181	0	22	5	4

Morgan's Regular Season Single-Game Highs:

- Tackles** - 13 at Philadelphia (11/23/14)
- Sacks** - 2 (Four times, last at Miami, 10/9/16)
- Quarterback Pressures** - 9 (Twice, last at Indianapolis, 11/20/16)
- Fumble Recovery** - 2 vs. Cincinnati (11/12/17)
- Forced Fumble** - 1 (Four times, last at Jacksonville, 12/18/14)
- Tackles For Loss** - 3 (Twice, last vs. Indianapolis, 12/28/14)

FRANCHISE SACK LEADERS

Derrick Morgan ranks among the franchise's all-time leaders in career sacks. He moved ahead of Kyle Vanden Bosch (38.5) for ninth place on the all-time list at Houston on Oct. 1, 2017.

Most career sacks, franchise history:

Player	Position	Seasons	Sacks*
1. Elvin Bethea	DE	1968–83	105.0
2. Ray Childress	DT	1985–95	75.5
3. Jesse Baker	DE	1979–87	66.0
4. William Fuller	DE	1986–93	59.0
5. Sean Jones	DE	1988–93	57.5
6. Jevon Kearse	DE	1999–03, 2008–09	52.0
7. Robert Brazile	LB	1975–84	48.0
8. Ted Washington	LB	1973–82	45.0
9. Derrick Morgan	OLB	2010–17	42.5
10. Kyle Vanden Bosch	DE	2005–09	38.5
11. Jurrell Casey	DT	2011–17	36.0

* Individual sacks became an official statistic in 1982. Sacks recorded prior to 1982 are unofficial.

SACKS BY TITANS/OILERS LINEBACKERS

In 2016, outside linebackers Brian Orakpo and Derrick Morgan turned in two of the top sack totals in franchise history among linebackers. Orakpo's current sack total is the highest by a Titans/Oilers linebacker since sacks became an official statistic in 1982. Morgan was not far from Orakpo's pace and was second in team annals among linebackers.

Prior to the 2014 season, Morgan switched from a 4-3 defensive end to a 3-4 outside linebacker, and in his first season in the new position, he led the team with 6.5 sacks.

In 2015, Orakpo arrived in Tennessee and registered seven sacks.

Franchise linebackers with 5.0 sacks in a season since 1982:

Linebacker	Season	Sacks
1. Brian Orakpo	2016	10.5
2. Derrick Morgan	2016	9.0
3. Lamar Lathon	1994	8.5
4. Johnny Meads	1988	8.0
5. Brian Orakpo	2015	7.0
6. Derrick Morgan	2014	6.5
Robert Brazile	1982	6.5
8. Derrick Morgan	2017	6.0
Akeem Ayers	2012	6.0
Mike Barrow	1996	6.0
Eddie Robinson	1999	6.0
12. Zach Brown	2012	5.5
Greg Favors	2000	5.5

TITANS SACK LEADERS SINCE 2010

Since entering the NFL in 2010 as a first-round pick, **Derrick Morgan** leads the Titans in sacks. The next closest total is held by defensive lineman **Jurrell Casey**.

Morgan had at least 4.5 sacks in every season from 2012 through 2016.

Most sacks among Titans players, 2010–2017:

Player	Sacks
1. Derrick Morgan	42.5
2. Jurrell Casey	36.0
3. Karl Klug	21.5
4. Brian Orakpo	20.0
5. Jason Babin	12.5
6. Wesley Woodyard	11.5

2016'S TOP SACK TANDEM

Together, outside linebackers **Brian Orakpo** and **Derrick Morgan** combined for 19.5 sacks in 2016. Orakpo led the team with 10.5 sacks, while Morgan contributed nine sacks.

Among all defensive tandems in the NFL, Orakpo and Morgan had the seventh-best sack total.

Most combined sacks by two NFL teammates in 2016 (includes team's top two sack producers):

Team	Sacks by Top Two Players		Player 1	Player 2
	Two Players	Player 1		
1. Arizona	23.5	Markus Golden - 12.5	Chandler Jones - 11.0 (Calais Campbell - 8.0)	
2. Seattle	21.5	Cliff Avril - 11.5	Frank Clark - 10.0	
Denver	21.5	Von Miller - 13.5	Shane Ray - 8.0	
4. Minnesota	20.5	Danielle Hunter - 12.5	Everson Griffen - 8.0 (Brian Robison - 7.5)	
5. Washington	20.0	Ryan Kerrigan - 11	Trent Murphy - 9.0	
Atlanta	20.0	Vic Beasley - 15.5	Adrian Clayborn - 4.5	
7. Tennessee	19.5	Brian Orakpo - 10.5	Derrick Morgan - 9.0	
8. San Diego	18.5	Joey Bosa - 10.5	Melvin Ingram - 8.0	
Green Bay	18.5	Nick Perry - 11.0	Julius Peppers - 7.5	
Buffalo	18.5	Lorenzo Alexander - 12.5	Jerry Hughes - 6.0	

The total by Orakpo and Morgan was the best for any Titans duo since 2007, when defensive ends **Jason Babin** (12.5) and **Dave Ball** (7.0) combined for 19.5 sacks. Orakpo and Morgan tied for the third-most sacks by a pair of teammates in the "Titans era" of the team's history (1999–present).

Most combined sacks by the Titans' top two sack producers in a season, 1999–present:

Season	Sacks by Top Two Players		Player 1	Player 2
	Two Players	Player 1		
1. 1999	20.5	Jevon Kearse - 14.5	Eddie Robinson - 6.0	
2. 2007	20.0	Kyle Vanden Bosch - 12.0	Antwon Odom - 8.0	
3. 2016	19.5	Brian Orakpo - 10.5	Derrick Morgan - 9.0	
2010	19.5	Jason Babin - 12.5	Dave Ball - 7.0	
2000	19.5	Jevon Kearse - 11.5	Kenny Holmes - 8.0	
6. 2005	19.0	Kyle Vanden Bosch - 12.5	Travis LaBoy - 6.5	
7. 2002	18.0	Kevin Carter - 10.0	Carlos Hall - 8.0	

#98 • OLB BRIAN ORAKPO

[CLICK FOR COMPLETE BIO \(PDF\)](#)



Outside linebacker **Brian Orakpo** (6-4, 257) completed his eighth NFL season and his second campaign with the Titans in 2016. He was signed as an unrestricted free agent on March 13, 2015.

In his first two years in Tennessee, Orakpo was one of two Titans (**DaQuan Jones**) to start all 32 games, and he led the team over that period with a total of 17.5 sacks. His teammates voted him a defensive captain in both 2015 and 2016.

In 2016, he led the defense with 10.5 sacks, the second-highest total of his career. He ranked second on the team with a career-high 49 quarterback pressures and added 55 tackles, four tackles for loss, five passes defended and one forced fumble. At the conclusion of the year, he was named to his fourth career Pro Bowl (first with the Titans).

In 2015, Orakpo started all 16 games for the first time since 2011. His seven sacks tied for the team lead, and he led the squad with 37 quarterback pressures and 12 tackles for loss.

Orakpo spent the previous six years as a member of the Washington Redskins, who selected him in the first round (13th overall) of the 2009 NFL Draft. During his time in Washington, Orakpo was named to the Pro Bowl three times (2009, 2010 and 2013). His career totals in Washington included 40 sacks, 255 tackles, one interception, 17 passes defended, six forced fumbles and three fumble recoveries in 71 starts. He recorded eight multi-sack games.

As a rookie in 2009, he earned Pro Bowl honors and set a Redskins rookie record with 11 sacks, which also led all NFL rookies.

For each of his first three seasons in Washington, Orakpo led or tied for the team lead in sacks, but he missed most of the 2012 and 2014 seasons with pectoral injuries.

In 2013, he earned his third Pro Bowl selection, as he registered 10 sacks, 60 tackles, one interception return for touchdown, 18 quarterback hits, 16 tackles for loss and two fumble recoveries.

A native of Houston, Texas, Orakpo was drafted by the Redskins out of the University of Texas, where he finished his college career with 22 sacks. He was as a multiple award winner in college, including the Nagurski (nation's top defensive player), Lombardi (nation's top lineman) and the Hendricks (nation's top defensive end). He was a part of the Texas team that won the National Title at the conclusion of the 2005 season.

2017 Highlights:

- **Against Oakland (9/10)**, registered five tackles, one quarterback pressure, one forced fumble and one pass defended.
- **At Jacksonville (9/17)**, totaled four tackles, one sack, one forced fumble and four quarterback pressures. In the second quarter, he recorded a strip-sack against Jaguars quarterback Blake Bortles, and the fumble was recovered by linebacker Erik Walden. Orakpo was credited with his first sack of the season, and the forced fumble was the ninth of his career.
- **Against Seattle (9/24)**, recorded two tackles, one tackle for loss, a team-high 10 quarterback pressures and one pass defended.
- **At Houston (10/1)**, recorded five tackles and four quarterback pressures.
- **At Miami (10/8)**, registered three tackles, including one tackle for loss, and tied for the team lead with four quarterback pressures.



- **Against Indianapolis (10/16)**, posted two tackles and one quarterback pressure.
- **At Cleveland (10/22)**, totaled six tackles, a team-high seven quarterback pressures and one tackle for loss and a half sack. In overtime, he and Derrick Morgan split a 12-yard sack on third down to force a punt. The Titans kicked the game-winning field goal on the ensuing drive.
- **Against Baltimore (11/5)**, totaled five tackles, one tackle for loss and two quarterback pressures.
- **Against Cincinnati (11/12)**, totaled a pair of tackles, one sack, six quarterback pressures and one forced fumble. In the second quarter, he created a turnover with a strip-sack against quarterback Andy Dalton. The fumble was recovered by outside linebacker Derrick Morgan. On the play, Orakpo joined 16 other active players in reaching 60 career sacks. He tied his career high with his third forced fumble of the season (2011).
- **At Pittsburgh (11/16)**, led the team with five quarterback pressures and added three tackles, including a tackle for loss.

Orakpo's Career Regular Season Statistics:

Year	Team	GP	GS	Tackle	Sack	TFL	QBP	Int	PD	FF	FR
2009	Was	16	16	61	11.0	13	20	0	1	1	0
2010	Was	15	15	78	8.5	9	47	0	2	1	0
2011	Was	16	16	66	9.0	7	35	0	5	3	1
2012	Was	2	2	8	1.0	1	3	0	3	1	0
2013	Was	15	15	70	10.0	15	42	1	5	0	2
2014	Was	7	7	28	0.5	1	9	0	1	0	0
2015	Ten	16	16	64	7.0	12	37	0	5	1	0
2016	Ten	16	16	55	10.5	4	49	0	5	1	0
2017	Ten	10	10	38	2.5	7	44	0	2	3	0
Totals		113	113	468	60.0	69	286	1	29	11	3

Orakpo's Regular Season Single-Game Highs:

- Tackles** - 8 (Four times, last at Miami, 10/9/16)
- Sacks** - 4 at Oakland (12/13/09)
- Interceptions** - 1 vs. Chicago (10/20/13)
- Forced Fumble** - 1 (11 times, last vs. Cincinnati, 11/12/17)
- Fumble Recovery** - 1 (Three times, last at Atlanta, 12/15/13)
- Passes Defensed** - 3 at New Orleans (9/9/12)

SACKS BY AFC LINEBACKERS IN 2016

In 2016, Titans outside linebacker **Brian Orakpo** tied for 13th in the NFL with 10.5 sacks, and he was ninth among all linebackers. In the AFC, Orakpo's sack total ranked sixth overall and fourth among linebackers.

Sack leaders in 2016 among AFC linebackers:

Player	Team	Sacks
1. Von Miller	Den	13.5
2. Lorenzo Alexander	Buf	12.5
3. Erik Walden	Ind	11.0
4. Brian Orakpo	Ten	10.5
5. Dee Ford	KC	10.0
6. Derrick Morgan	Ten	9.0
7. Melvin Ingram	SD	8.0
Shane Ray	Den	8.0
Terrell Suggs	Bal	8.0
10. Whitney Mercilus	Hou	7.5

SACKS BY AFC LINEBACKERS IN 2015

Titans outside linebacker **Brian Orakpo** tied for sixth in the AFC among linebackers with seven sacks in 2015.

Sack leaders in 2015 among AFC linebackers:

Player	Team	Sacks
1. Whitney Mercilus	Hou	12.0
2. Von Miller	Den	11.0
3. Melvin Ingram	SD	10.5
4. Justin Houston	KC	7.5
DeMarcus Ware	Den	7.5
6. Brian Orakpo	Ten	7.0
Robert Mathis	Ind	7.0
8. Tamba Hali	KC	6.5
9. Jerry Attaochu	SD	6.0
Elvis Dumervil	Bal	6.0

#93 · OLB ERIK WALDEN

[CLICK FOR COMPLETE BIO \(PDF\)](#)



Outside linebacker **Erik Walden** (6-2, 250) is in his 10th NFL season and his first campaign with the Titans. He was signed as an unrestricted free agent on July 28, 2017.

Prior to arriving in Tennessee, Walden spent nine previous seasons with a total of four NFL franchises, including the last four seasons with the Indianapolis Colts. His career totals before joining the Titans included 86 starts, 32 career sacks, two interceptions and seven forced fumbles in 129 career games.

In 2016 with the Colts, he posted a career-high 11.0 sacks, which ranked eighth in the NFL and tied for the ninth most in a season in Colts history. He added 46 tackles, three forced fumbles and nine tackles for loss.

Walden was drafted in the sixth round of the 2008 NFL Draft by the Dallas Cowboys. He went on to play for the Kansas City Chiefs(2008), Miami Dolphins (2008-10) and Green Bay Packers (2010-12) before going to the Colts.

A native of Dublin, Ga., Walden was a two-time All-Sun Belt selection as a defensive end at Middle Tennessee State and finished his career with 22.5 sacks to become the school's all-time leader.

2017 Highlights:

- **Against Oakland (9/10)**, made his regular season Titans debut and tallied three tackles and two quarterback pressures.
- **At Jacksonville (9/17)**, recovered a fumble by Jaguars quarterback Blake Bortles in the second quarter for his third career fumble recovery. He added one tackle in the game.
- **Against Seattle (9/24)**, totaled four tackles, one sack and two quarterback pressures. In the second quarter, he recorded his first sack in a Titans uniform, dropping Russell Wilson for a nine-yard loss.
- **At Houston (10/1)**, notched three tackles.
- **At Miami (10/8)**, registered three tackles and tied for the team lead with four quarterback pressures.
- **Against Indianapolis (10/16)**, registered two tackles and two quarterback pressures.
- **At Cleveland (10/22)**, posted one quarterback pressure.
- **Against Baltimore (11/5)**, registered a pair of tackles.
- **Against Cincinnati (11/12)**, tallied three tackles and three quarterback pressures.
- **At Pittsburgh (11/16)**, totaled three tackles, one tackle for loss, one sack and one quarterback pressure. In the third quarter, he sacked Ben Roethlisberger for a three-yard loss.

Walden's Career Regular Season Statistics:

Year	Team	GP	GS	Tackle	Sack	TFL	QBP	Int	PD	FF	FR
2008	KC/Mia	15	0	0	0.0	-	-	0	0	0	0
2009	Mia	11	0	0	0.0	-	-	0	0	0	0
2010	Mia/GB	11	2	31	3.0	-	-	0	1	0	0
2011	GB	16	15	86	3.0	-	-	0	2	1	1
2012	GB	15	9	71	3.0	-	-	2	4	0	0
2013	Ind	15	15	58	3.0	-	-	0	3	1	1
2014	Ind	15	14	57	6.0	-	-	0	0	1	0
2015	Ind	15	15	57	3.0	-	-	0	0	1	0
2016	Ind	16	16	46	11.0	-	-	0	0	3	0
2017	Ten	10	0	24	2.0	1	15	0	0	0	1
Totals		139	86	430	34.0	NA	NA	2	10	7	3

Walden's Regular Season Single-Game Highs:

- Tackles** - 16 vs. Chicago (1/2/11)
- Sacks** - 3 vs. Chicago (1/2/11)
- Interceptions** - 1 (Twice, last vs. Tennessee 12/23/12)
- Forced Fumble** - 2 vs. San Diego (9/25/16)
- Fumble Recovery** - 1 (Three times, last at Jacksonville 9/17/17)
- Passes Defensed** - 2 at Indianapolis (10/7/12)

#54 • ILB AVERY WILLIAMSON

[CLICK FOR COMPLETE BIO \(PDF\)](#)

Linebacker **Avery Williamson** (6-1, 246) is in his fourth NFL season in 2016. He was selected by the Titans in the fifth round (151st overall) of the 2014 NFL Draft.

During his first three campaigns, Williamson accumulated a team-high 393 tackles, increasing his total from 107 tackles as a rookie, to 137 tackles in 2015, and finally to 149 stops in 2016. The next closest three-year tackle total to his during that time was 332 (**Wesley Woodyard**).

In 2016, Williamson started all 16 games for the first time in his career, and his 149 tackles were the most by a member of the Titans since **Stephen Tulloch's** 169 stops in 2010. In addition, he posted two sacks, six tackles for loss, nine quarterback pressures, one interception and one forced fumble.

Williamson started 15 games in 2015 and led the team in tackles for the first time. He became the first defender in the "Titans era" (1999–present) to begin his career with two consecutive 100-tackle seasons. His 2015 statistics also included 3.5 sacks, 13 quarterback pressures and an interception.

In 2014, Williamson had one of the most productive seasons of any Titans defensive rookie in recent memory. Even though he did not record his first start until Week 5, he produced 107 tackles to rank third on the team in 2014 and record the highest tackle total by a rookie in the "Titans era" (1999–present). He added three sacks, eight quarterback pressures, eight tackles for loss, four passes defended, two fumble recoveries and seven stops on special teams.


During a four-year career at Kentucky, Williamson played in 49 games with 21 starts. He finished his career with 296 total tackles, including double-digit tackles in 12 career contests. After primarily serving on special teams in his first two years, he went over the 100-tackle mark as a junior and senior.

As a senior in 2013, he was a team captain and led the squad in tackles for the second consecutive season. His 102 tackles tied for fourth place in the SEC, and he was named All-SEC second team by Associated Press.

The Milan, Tenn., native grew up as a Titans fan.

2017 Highlights:

- **Against Oakland (9/10)**, tied for the team lead with 10 tackles. He reached 400 career tackles in the contest.
- **At Jacksonville (9/17)**, finished second on the team with nine tackles and batted a Blake Bortles pass that was then intercepted by teammate Curtis Riley.
- **Against Seattle (9/24)**, tallied eight tackles in his 50th career game.
- **At Houston (10/1)**, posted eight tackles and a quarterback pressure.
- **At Miami (10/8)**, led the team with 10 tackles.
- **Against Indianapolis (10/16)**, tallied six tackles and a forced fumble. In the third quarter, he and Wesley Woodyard combined to force a turnover. On a reception by tight end Jack Doyle, he stripped the ball to record his



second career forced fumble (first of 2017), and Woodyard recovered for the Titans.

- **At Cleveland (10/22)**, led the team with 15 tackles, including a tackle for loss.
- **Against Baltimore (11/5)**, registered seven tackles and one quarterback pressure.
- **Against Cincinnati (11/12)**, posted one tackle.
- **At Pittsburgh (11/16)**, recorded four tackles.

Williamson's Career Regular Season Statistics:

Year	GP	GS	Tackle	Sack	TFL	QBP	Int	PD	FF	FR
2014	16	12	107	3.0	8	8	0	4	0	2
2015	15	15	137	3.5	9	13	1	1	0	0
2016	16	16	149	2.0	6	9	1	1	1	0
2017	10	10	78	0.0	1	2	0	1	1	0
Totals	57	53	471	8.5	24	32	2	7	2	2

Williamson's Regular Season Single-Game Highs:

- Tackles** - 16 vs. Carolina (11/15/15)
- Sacks** - 2 vs. Pittsburgh (11/17/14)
- Tackle For Loss** - 3 (Twice, last at Jacksonville, 11/19/15)
- Quarterback Pressures** - 3 vs. Pittsburgh (11/17/14)
- Interceptions** - 1 (Twice, last vs. Oakland, 9/25/16)
- Forced Fumble** - 1 (Twice, last vs. Indianapolis, 10/16/17)
- Fumble Recovery** - 1 (Twice, last at Washington, 10/19/14)
- Passes Defensed** - 2 vs. Cleveland (10/5/14)

CONSECUTIVE SEASONS LEADING TEAM

In 2016, **Avery Williamson** led the Titans with a career-high 149 tackles, marking the second consecutive season he led the team in total stops.

Williamson recorded his third consecutive 100-tackle season to begin his career. Previously in the "Titans era" (1999–present), no other player began his career with two consecutive 100-tackle seasons.

Titans tackle leaders in 2016 (by total tackles):

Player	Pos	Total	Solo	Assist
1. Avery Williamson	ILB	149	76	73
2. Wesley Woodyard	ILB	88	52	36
3. Sean Spence	LB	77	41	36
4. Jason McCourty	CB	64	56	8
5. Kevin Byard	S	63	42	21

Titans tackle leaders in 2015 (by total tackles):

Player	Pos	Total	Solo	Assist
1. Avery Williamson	ILB	137	79	58
2. Wesley Woodyard	ILB	110	70	40
3. Michael Griffi	S	101	67	34
4. Zach Brown	ILB	98	65	33
5. Jurrell Casey	DT	86	48	38

TACKLES BY TITANS ROOKIES SINCE 1999

Titans rookie inside linebacker **Avery Williamson** began the 2014 season as a reserve. In Week 5 against Cleveland, he recorded his first career start and started every contest for the rest of the year.

Williamson finished the 2014 campaign with 107 tackles—more than any other rookie for the team since 1999. In the franchise's 16 years as the Titans, the previous defensive rookie with the most tackles was cornerback **Alterraun Verner** with 103 stops in 2010.

Most tackles by a Titans rookie, 1999–2016:

Player	Position	Season	Total	Solo	Assist
1. Avery Williamson	LB	2014	107	55	52
2. Alterraun Verner	CB	2010	103	76	27
3. Zach Brown	LB	2012	93	70	23
4. Akeem Ayers	LB	2011	88	66	22
5. Jevon Kearse	DE	1999	85	59	26
6. Colin McCarthy	LB	2011	76	61	15
7. Jurrell Casey	DT	2011	74	41	33
8. Carlos Hall	DE	2002	70	43	27
9. Tank Williams	S	2002	69	55	14
10. Kevin Byard	S	2016	63	42	21

Note: Tackle statistics for the Titans are compiled from coaches' film study after each game. They sometimes differ from the "press box statistics" tallied at each game.

WILLIAMSON AND THE 2014 ROOKIE CLASS

Avery Williamson played in all 16 games as a rookie, including starts in each of the final 12 games of the season. His statistics included 107 tackles, three sacks and two fumble recoveries.

Among rookies, Williamson's tackle tally ranked fourth in the NFL, according to tackle statistics published by NFL teams, which sometimes differ from "press box statistics." Williamson ranked behind only Baltimore's **C.J. Mosley** (129 tackles), San Francisco's **Chris Borland** (128) and Buffalo's **Preston Brown** (108).

Among rookie inside linebackers, Williamson and Mosley tied for the sack lead, and Williamson led the group in defensive fumble recoveries.

Most tackles among ALL ROOKIES in 2014 (using team-published tackle statistics):

Player	Team	Position	Total Tackles
1. C.J. Mosley	Baltimore	ILB	129
2. Chris Borland	San Francisco	ILB	128
3. Preston Brown	Buffalo	OLB	108
4. Avery Williamson	Tennessee	ILB	107
5. E.J. Gaines	St. Louis	CB	105
6. Anthony Hitchens	Dallas	OLB	100
7. Telvin Smith	Jacksonville	OLB	99
8. Christian Jones	Chicago	ILB	98
9. Ha Ha Clinton-Dix	Green Bay	FS	95
10. Khalil Mack	Oakland	OLB	84

Most sacks by rookie INSIDE LINEBACKERS in 2014:

Player	Team	Sacks
1. C.J. Mosley	Baltimore	3
2. Avery Williamson	Tennessee	3
3. Christian Jones	Chicago	2
4. Chris Kirksey	Cleveland	2

Most defensive fumble recoveries by rookie INSIDE LINEBACKERS in 2014:

Player	Team	Fumble Recoveries
1. Avery Williamson	Tennessee	2
2. Chris Borland	San Francisco	1
Christian Jones	Chicago	1
C.J. Mosley	Baltimore	1

#59 • ILB WESLEY WOODYARD

[CLICK FOR COMPLETE BIO \(PDF\)](#)

Linebacker **Wesley Woodyard** (6-0, 233) is in his 10th NFL season and his fourth campaign with the Titans. He was signed as an unrestricted free agent on March 14, 2014.

Woodyard, who played in all 48 games during his first three seasons with the club, was named a team captain by his teammates in 2016 for the third time as a member of the Titans and for the ninth time in his career.

Woodyard started 10 times in 2016 and registered 88 tackles, two sacks, seven tackles for loss, eight quarterback pressures, one interception and six passes defended.

In 2015, he recorded 12 starts, finished second on the team with 110 tackles and ranked third on the squad with five sacks. He added nine quarterback pressures, seven tackles for loss, three passes defended, a forced fumble, a fumble recovery and six special teams tackles.

In 2014, Woodyard's totals in his first season with the Titans included 16 starts and a career-high 134 tackles, which led the team.

Woodyard joined the Titans after spending the first six years of his career with the Denver Broncos. He appeared in 87 regular-season games with 40 starts. For his Broncos career, he totaled 396 tackles, eight sacks, five interceptions, six forced fumbles and one fumble recover .

As the middle linebacker from 2012-13, Woodyard started 24 total games and registered 197 tackles, seven sacks, four interceptions and three forced fumbles.

In 2012, Woodyard led the Broncos with a career-high 114 tackles. He ranked second on the squad in both 2013 (83) and 2011 (87).



Also in 2012, he was the only NFL player to record at least 100 tackles, five sacks and three interceptions. He was only the 12th NFL player to accomplish the feat over a 30-year span.

The LaGrange, Ga., native entered the NFL as an undrafted free agent out of the University of Kentucky. He earned first-team All-SEC honors during each of his final two seasons with the Wildcats

2017 Highlights:

- **Against Oakland (9/10)**, tied for the team lead with 10 tackles, including a sack. In the second quarter, he recorded the team's first sack of the season, taking down Derek Carr for a five-yard loss.
- **At Jacksonville (9/17)**, led the team and tied his career high with 15 tackles, including a tackle for loss.
- **Against Seattle (9/24)**, led the team with 13 tackles and two tackles for loss. He also tallied three quarterback pressures.
- **At Houston (10/1)**, led the team with 12 tackles and added one tackle for loss and one quarterback pressure.
- **At Miami (10/8)**, totaled nine tackles, one tackle for loss and a team-high two passes defended.
- **Against Indianapolis (10/16)**, registered a team-high 11 tackles with a sack, two quarterback pressures, one tackle for loss and one fumble recovery. In the third quarter, on a reception by tight end Jack Doyle, Avery Williamson stripped the ball, and Woodyard was there to record his third career fumble recovery. He added another crucial play late in the game to preserve the victory. On fourth-and-one with less than three minutes remaining and the Titans ahead 29-22, he was credited with a sack on quarterback Jacoby Brissett by forcing him out of bounds at the Indianapolis 13-yard line, short of the first-down marker.
- **At Cleveland (10/22)**, tallied 12 tackles.
- **Against Baltimore (11/5)**, credited with a career-high total of 20 tackles (13 solo, seven assists). He became the first defender in the "Titans era" (1999–present) to record 20 total stops in a game. Previously, former linebackers Brad Kassell (Jan. 2, 2005 vs. Detroit) and Keith Bulluck (Sept. 28, 2003 at Pittsburgh) shared the distinction of having the most tackles in a single game during the Titans era with 19 each. Woodyard also was credited with one quarterback pressure, one pass defended and a team-high three tackles for loss. In the fourth quarter, he stopped running back Javorius Allen for no gain on fourth-and-one.
- **Against Cincinnati (11/12)**, led the defense with nine tackles and added a pass defended. He also registered two tackles on special teams.
- **At Pittsburgh (11/16)**, totaled three tackles and one quarterback pressure.

Woodyard's Career Regular Season Statistics:

Year	Team	GP	GS	Tackle	Sack	TFL	QBP	Int	PD	FF	FR
2008	Den	16	6	54	0.0	NA	NA	0	1	1	0
2009	Den	16	0	35	0.0	NA	NA	1	2	1	0
2010	Den	11	3	23	1.0	NA	NA	0	0	0	0
2011	Den	15	7	87	0.0	NA	NA	0	2	2	0
2012	Den	15	14	114	5.5	NA	NA	3	6	1	1
2013	Den	14	10	83	1.5	NA	NA	1	4	1	0
2014	Ten	16	16	134	2.5	8	9	2	4	0	0
2015	Ten	16	12	110	5.0	7	9	0	3	1	1
2016	Ten	16	10	88	2.0	7	8	1	6	0	0
2017	Ten	10	10	114	2.0	10	9	0	4	0	1
Totals		145	88	842	19.5	NA	NA	8	32	7	3



Woodyard's Regular Season Single-Game Highs:

- Tackles** - 20 vs. Baltimore (11/5/17)
- Sacks** - 1.5 vs. Cleveland (12/23/12)
- Interceptions** - 1 (Eight times, last at Chicago, 11/27/16)
- Forced Fumble** - 1 (Seven times, last at Cleveland, 9/20/15)
- Fumble Recovery** - 1 (Three times, last vs. Indianapolis, 10/16/17)
- Passes Defensed** - 3 at Chicago (11/27/16)

20 TACKLES IN A GAME

Against the Baltimore Ravens on Nov. 5, 2017, **Wesley Woodyard** was credited with 20 tackles, as determined by the defensive coaching staff's film review*. He had 13 solo stops and seven assists

In the "Titans era" (since 1999), Woodyard became the team's first player to record 20 tackles in a game. Previously, former linebackers **Brad Kassell** (Jan. 2, 2005 vs. Detroit) and **Keith Bulluck** (Sept. 28, 2003 at Pittsburgh) shared the distinction of having the most tackles in a single game during the Titans era with 19 each.

Prior to Woodyard's performance in 2017, the last Titans player to have as many as 16 tackles in a game was Avery Williamson against the Carolina Panthers on Nov. 15, 2015. At the time, Williamson was only the ninth player to record 16 tackles in a game, and he was the first to accomplish the feat since **Michael Griffin** had 18 total stops at San Diego on Sept. 16, 2012.

Most total tackles in a game by a Titans defender, 1999–present (all totals from coaches' film review):

Player	Date	Opponent	Total Tackles*
1. Wesley Woodyard	Nov. 5, 2017	Baltimore	20
2. Brad Kassell	Jan. 2, 2005	Detroit	19
Keith Bulluck	Sept. 28, 2003	at Pittsburgh	19
4. Michael Griffi	Sept. 16, 2012	at San Diego	18
Jordan Babineaux	Oct. 23, 2011	Houston	18
6. Stephen Tulloch	Dec. 5, 2010	Jacksonville	17
Peter Sirmon	Dec. 7, 2003	Indianapolis	17
8. Avery Williamson	Nov. 15, 2015	Carolina	16
Keith Bulluck	Oct. 5, 2003	at New England	16
Keith Bulluck	Oct. 27, 2002	at Cincinnati	16

* Tackle statistics compiled by coaches often differ from press box tallies from the same game.

2014 TITANS TACKLE LEADERS

Linebacker **Wesley Woodyard** finished first among Titans defenders with a career-high 134 tackles in 2014, his first season in Tennessee.

Titans tackle leaders in 2014 (by total tackles):

Player	Pos	Total	Solo	Assist
1. Wesley Woodyard	ILB	134	66	68
2. Michael Griffi	S	115	83	32
3. Avery Williamson	ILB	107	55	52
4. Jurrell Casey	DT	86	58	28
5. Jason McCourty	CB	85	77	8
6. Derrick Morgan	OLB	82	52	30
7. George Wilson	S	65	49	16
8. Bledi Wreh-Wilson	S	57	47	10
9. Sammie Hill	NT	47	30	17
10. Ropati Pitoitua	DE	45	21	24

MORE TITANS LINEBACKERS

53 - LB DAREN BATES (5-11, 225, 5th Year, Auburn)


- **Daren Bates** was signed by the Titans as an unrestricted free agent in the 2017 offseason.
- The 5-foot-11 inch, 225-pounder appeared in all 16 games with one start for the Oakland Raiders during the 2016 season. Bates played primarily on special teams.
- Bates was originally signed by the St. Louis Rams as an undrafted free agent following the 2013 NFL Draft.
- The Memphis, Tenn. native appeared in 49 games at linebacker and safety over four seasons at Auburn.

50 - ILB/OLB NATE PALMER (6-2, 248, 5th Year, Illinois State)

- **Nate Palmer** was claimed off waivers by the Titans from the Green Bay Packers on April 11, 2016.
- In 2016, Palmer appeared in 14 games and led the team with 12 special teams tackles. On defense he tallied two tackles and one tackle for loss.
- Palmer spent his first three NFL seasons with the Green Bay Packers. He appeared in 24 games with 12 starts from 2013-15, while missing the entirety of his second season with an injury. He played both inside and outside linebacker during his time with the Packers.
- In 2015, he played in a career-best 16 games with 10 starts for Green Bay and registered career highs with 80 tackles, a sack, two quarterback pressures and three passes defensed.
- The Chicago, Ill., native was originally selected by the Green Bay Packers in the sixth round (193rd overall) of the 2013 NFL Draft.

2017 Highlights:

- **At Houston (10/1)**, made his first appearance of the season and recorded two tackles.



TITANS CORNERBACKS

No.	Name	Ht	Wt	Exp	College
25	Jackson, Adoree'	5-11	185	R	Southern California
23	McCain, Brice	5-9	190	9	Utah
24	Reed, Kalan	5-11	192	1	Southern Miss
26	Ryan, Logan	5-11	195	5	Rutgers
36	Sims, LeShaun	6-0	203	2	Southern Utah
33	Smith, Tye	6-0	195	2	Towson

#25 • CB ADOREE' JACKSON

[CLICK FOR COMPLETE BIO \(PDF\)](#)



Cornerback **Adoree' Jackson** (5-11, 185) was selected by the Titans with the 18th overall pick in the first round of the 2017 NF Draft.

In three seasons at Southern California, Jackson appeared in 39 games with 36 starts. Although he was a starter at cornerback, he was a three-way threat, contributing as a returner and on offense. He scored 15 total touchdowns during his career in four different ways: via reception (6), interception (1), punt return (4) and kickoff return (4).

Jackson's career defensive totals with the Trojans included 139 tackles, 29 passes defensed, six interceptions, six stops for loss, three fumble recoveries and two forced fumbles.

As a return specialist, Jackson notched 79 kickoff returns for 2,141 yards with four touchdowns and 46 punt returns for 578 yards with four touchdowns. He tied two NCAA records with his eight career touchdowns on kick/punt returns and nine touchdowns on all runbacks. He also set Southern California career records for kickoff returns and kickoff return yards.

As a junior in 2016, Jackson was awarded the Jim Thorpe Award as the nation's top defensive back. Additionally, he was a consensus All-American, the 2016 Pac-12 Defensive Player of the Year, a team captain and the team MVP (the first Trojan to repeat as team MVP since 2004-05), and he earned first-team All-Pac-12 honors at two different positions (defensive back and return specialist). He started all 13 games at cornerback and led the team with five interceptions, 11 passes defensed and two fumble recoveries. He scored twice on kickoff returns, twice on punt returns and once on offense.

A native of East St. Louis, Ill., Jackson also made his name as a world-class track athlete. He was a long jumper and sprinter on USC's track team in 2015 and 2016, winning the Pac-12 outdoor long jump title both years (and placing second in the Pac-12 100 meters in 2016) and earning All-American status both years after twice placing fifth in the NCAA long jump. He also placed 10th in the long jump in the U.S. Olympic Trials.

2017 Highlights:

- **Against Oakland (9/10)**, started in his NFL regular season debut and posted five tackles and a team-high two passes defended. He also returned a kickoff 35 yards and a punt five yards.
- **At Jacksonville (9/17)**, registered six tackles, one tackle for loss and one pass defended. In the third quarter, he returned a punt 46 yards to help set up a Titans touchdown two plays later. It was the longest punt return for the Titans since Dexter McCCluster's 48-yard return against the Houston Texans on Oct. 26, 2014. He totaled two punt returns for 55 yards.
- **Against Seattle (9/24)**, posted five tackles and two passes defended on defense and returned five punts for 51 yards (10.2 avg.), including a 22-yard punt. He added two kickoff returns for 27 yards.
- **At Houston (10/1)**, registered three tackles and one pass defended and added 71 yards on three kickoff returns. In the fourth quarter, he returned a kickoff 48 yards, which was the team's longest kickoff return since Leon Washington recorded a 52-yarder against the Indianapolis Colts on Dec. 28, 2014.
- **At Houston (10/1)**, registered three tackles and one pass defended and added 71 yards on three kickoff returns. In the fourth quarter, he returned a kickoff 48 yards, which was the team's longest kickoff return since Leon Washington recorded a 52-yarder against the Indianapolis Colts on Dec. 28, 2014.
- **At Miami (10/8)**, posted two tackles, one pass defended and one forced fumble. In the second quarter, he recorded his first career forced fumble on a rushing attempt by Jay Ajayi. The ball was recovered by safety Kevin Byard. Jackson added a 21-yard kickoff return and two punt returns for 14 yards.
- **Against Indianapolis (10/16)**, recorded two tackles and one pass defended and added two kickoff returns for 46 yards. He returned the opening kickoff 40 yards.
- **At Cleveland (10/22)**, posted five tackles and totaled 20 yards on three punt returns.
- **Against Baltimore (11/5)**, led the defense with four passes defended and added five tackles, including a tackle for loss. In the first quarter, he played his first career offensive snap. He lined up in the backfield and took a handoff for 20 yards. He also returned two punts for 22 yards and one kickoff for four yards.
- **Against Cincinnati (11/12)**, totaled five tackles, including a team-high two tackles for loss, and tied for the team high with two passes defended. He gained 20 yards on a rushing attempt in the second quarter a week after recording a 20-yard run against Baltimore. He added two more carries, including a 13-yard rush in the third quarter. With 30 rushing yards on three attempts, 17 yards on three punt returns and 71 yards on three kickoff returns, he totaled a season high (through nine games) of 118 all-purpose yards. It was the most all-purpose yards by a non-offensive Titans player since defensive back/returner Chris Carr had 144 yards (all on kickoff and punt returns) at the Detroit Lions on Nov. 27, 2008.
- **At Pittsburgh (11/16)**, tied for the team lead and set a career high with nine tackles. He added two passes defended and a forced fumble (recovered by Pittsburgh). He also returned five kickoffs for 103 yards, setting highs in both categories for his rookie season, and returned one punt for 10 yards. He recorded at least one rushing attempt for the third consecutive week, picking up five yards on his only carry against the Steelers.

Jackson's 2017/Career Defensive Statistics:

Year	Team	GP	GS	Tackle	Sack	TFL	Int	PD	FF	FR
2017	Ten	10	10	47	0.0	4	0	16	2	0

Jackson's 2017/Career Punt/Kickoff Return Statistics:

Year	Team	PR	Yds	Avg	Lg	TD	KR	Yds	Avg	Lg	TD
2017	Ten	20	197	9.9	46	0	18	378	21.0	48	0

Jackson's College Defensive Statistics:

Year	Team	GP	GS	Tackle	Sack	TFL	Int	PD	FF	FR
2014	USC	13	10	49	0.0	4	0	10	1	1
2015	USC	13	13	35	0.0	0	1	8	1	0
2016	USC	13	13	55	0.0	2	5	11	0	2
Totals		39	36	139	0.0	6	6	29	2	3

Jackson's College Punt/Kickoff Return Statistics:

Year	Team	PR	Yds	Avg	Lg	TD	KR	Yds	Avg	Lg	TD
2014	USC	2	12	6.0	10	0	23	684	29.7	100t	2
2015	USC	24	251	10.5	45t	2	30	690	23.0	40	0
2016	USC	20	315	15.8	77t	2	26	767	29.5	100t	2
Totals		46	578	12.6	77t	4	79	2,141	27.1	100t	4

Jackson's College Offensive Statistics:

Year	Team	Rec	Yds	Avg	Lg	TD	Rush	Yds	Avg	Lg	TD
2014	USC	10	138	13.8	71t	3	1	5	5.0	5	0
2015	USC	27	414	15.3	83t	2	7	36	5.1	27	0
2016	USC	2	76	38.0	52t	1	7	51	7.3	17	0
Totals		39	628	16.1	83t	6	15	92	6.1	27	0

Jackson's NFL Regular Season Single-Game Highs:

- Tackles** - 9 at Pittsburgh (11/16/17)
- Pass Defended** - 4 vs. Baltimore (11/5/17)
- Punt returns** - 5 vs. Seattle (9/24/17)
- Punt return yards** - 55 at Jacksonville (9/17/17)
- Long punt return** - 46 at Jacksonville (9/17/17)
- Kickoff returns** - 5 at Pittsburgh (11/16/17)
- Kickoff return yards** - 103 at Pittsburgh (11/16/17)
- Long kickoff return** - 48 at Houston (10/1/17)

#23 • CB BRICE MCCAIN

[CLICK FOR COMPLETE BIO \(PDF\)](#)



Cornerback **Brice McCain** (5-9, 190) is in his ninth NFL season and his second campaign with the Titans. He was signed by the Titans as an unrestricted free agent on March 2, 2016.

In 2016, McCain played in all 16 games for the fourth time in his career and registered 10 starts at cornerback. He set a career high with 44 tackles and added two interceptions, 12 passes defended and one tackle for loss.

McCain was originally selected by the Houston Texans in the sixth round (188th overall) of the 2009 NFL Draft. He spent his first five NFL campaigns as a member of the Houston Texans and then played with the Pittsburgh Steelers in 2014 and Miami Dolphins in 2015. His career totals in his first seven seasons included 168 tackles, nine interceptions, 49 passes defended, a fumble recovery and 19 special teams stops in 100 games (30 starts).

McCain has been a part of three division-winning teams in his career. His Texans teams won the AFC South in 2011 and 2012, and he helped the Steelers win the AFC North in 2014.

In 2015, McCain saw action in 14 games in his only season in Miami and set a career high with 11 starts. He tallied 39 tackles, one interception and 10 passes defended.

In 2014, playing under defensive coordinator Dick LeBeau, McCain played in 14 games for the Steelers and registered a career-best three interceptions.

A native of Terrell, Texas, McCain played four seasons at the University of Utah, registering 49 games played and 39 starts. He earned All-Mountain West Conference honors as a defensive back in 2007 and 2008 and as a kick returner in 2006.

2017 Highlights:

- **Against Oakland (9/10)**, registered two tackles.
- **At Houston (10/1)**, recorded one tackle.
- **Against Cincinnati (11/12)**, registered a pass defended in his 125th career game.
- **At Pittsburgh (11/16)**, posted one tackle.

McCain's Career Regular Season Statistics:

Year	Team	GP	GS	Tackle	Sack	TFL	QBP	Int	PD	FF	FR
2009	Hou	16	1	11	0.0	NA	NA	1	3	0	0
2010	Hou	12	3	22	0.0	NA	NA	0	2	0	0
2011	Hou	16	0	25	0.0	NA	NA	2	13	0	0
2012	Hou	12	2	19	0.5	NA	NA	1	8	0	0
2013	Hou	16	4	28	0.0	NA	NA	1	7	0	0
2014	Pit	14	9	24	0.0	NA	NA	3	6	0	1
2015	Mia	14	11	39	0.0	NA	NA	1	10	0	0
2016	Ten	16	10	44	0.0	1	0	2	12	0	0
2017	Ten	10	0	6	0.0	0	0	0	2	0	0
Totals		126	40	218	0.5	NA	NA	11	63	0	1

McCain's Regular Season Single-Game Highs:

- Tackles** - 8 at Kansas City (12/5/10)
- Interceptions** - 1 (11 times, last at Indianapolis, 11/20/16)
- Pass Defended** - 4 (Twice, last vs. Philadelphia, 9/28/14)
- Forced Fumbles** - 1 (Twice, last vs. San Diego 1/2/11)
- Forced Recoveries** - 1 at Arizona (9/21/14)

#26 • CB LOGAN RYAN

[CLICK FOR COMPLETE BIO \(PDF\)](#)

Cornerback **Logan Ryan** (5-11, 195) is in his fifth NFL season and his first campaign with the Titans. He was signed by the Titans as an unrestricted free agent on March 11, 2017.

Ryan spent his first four NFL seasons in New England, where he was a contributor to two Super Bowl titles. He played in 64 games with the Patriots, including 40 starts, and totaled 13 interceptions, 41 passes defended, 251 tackles, two sacks and three forced fumbles. His 13 interceptions from 2013–2016 ranked seventh among NFL corners.

In 2016, Ryan led the Patriots in tackles (92), also adding two interceptions, 11 passes defended and one sack as part of a defense that was ranked first in points allowed and eighth in yards allowed.

In 2013, he played all 16 regular season games with seven starts as a rookie. He led all NFL rookies and tied for the AFC lead with a career-high five interceptions

A native of Voorhees, N.J., Ryan was a third-round pick by the Patriots in the 2013 NFL Draft following a four-year career at Rutgers. As a cornerback for the Scarlet Knights, he started 27 games and earned All-Big East honors as a junior and senior.



2017 Highlights:

- **Against Oakland (9/10)**, made his regular season debut with the Titans notched four tackles and a forced fumble.
- **At Jacksonville (9/17)**, posted eight tackles.
- **Against Seattle (9/24)**, posted eight tackles and led the team with three passes defended.
- **At Houston (10/1)**, notched six tackles.
- **At Miami (10/8)**, recorded two tackles, including one tackle for loss.
- **Against Indianapolis (10/16)**, tied for the team lead with two passes defended and added three tackles and one tackle for loss.
- **At Cleveland (10/22)**, recorded two tackles.
- **Against Baltimore (11/5)**, posted seven tackles and three passes defended. He initially broke up a deep pass from Joe Flacco to receiver Breshad Perriman that was then intercepted by Kevin Byard.
- **Against Cincinnati (11/12)**, totaled five tackles and one pass defended.
- **At Pittsburgh (11/16)**, registered seven tackles and two passes defended.

Ryan's Career Regular Season Statistics:

Year	Team	GP	GS	Tackle	Sack	TFL	QBP	Int	PD	FF	FR
2013	NE	16	7	41	1.5	-	-	5	10	1	0
2014	NE	16	6	36	0.0	-	-	2	6	1	0
2015	NE	16	14	82	0.0	-	-	4	14	0	0
2016	NE	16	13	92	1.0	-	-	2	11	1	0
2017	Ten	10	10	52	0.0	2	0	0	11	1	0
Totals		74	50	303	2.5	NA	NA	13	52	4	0

Ryan's Regular Season Single-Game Highs:

- Tackles** - 17 vs. Buffalo (10/2/16)
- Interceptions** - 2 at Baltimore (12/22/13)
- Interception Long** - 79t at N.Y. Jets (10/20/13)
- Sacks** - 1.5 vs. Miami (10/27/13)
- Passes Defended** - 4 at Denver (11/29/15)
- Forced Fumble** - 1 (Four times, last vs. Oakland, 9/10/17)



INTERCEPTIONS BY CORNERBACKS SINCE '13

Since **Logan Ryan** was drafted by the New England Patriots in 2013, he ranks among the top cornerbacks in the NFL in interceptions. His 13 interceptions in that period of time put him in the top 10 at his position.

Most interceptions by NFL cornerbacks, 2013–present:

Cornerback	Interceptions
1. Richard Sherman	20
2. Brent Grimes	19
3. Marcus Peters	17
4. Trumaine Johnson	16
5. Aqib Talib	15
6. Stephon Gilmore	14
Dominique Rodgers-Cromartie	14
8. Logan Ryan	13
Casey Hayward	13
10. Patrick Peterson	12

#36 • CB LESHAWN SIMS

[CLICK FOR COMPLETE BIO \(PDF\)](#)

Cornerback **LeShaun Sims** (6-0, 203) is in his second NFL season. He was selected by the Titans in the fifth round (157th overall) of the 2016 NFL Draft.


The Titans traded up in the fifth round of the draft to secure Sims, dealing sixth-round choices in 2016 and 2017 to the Denver Broncos and getting a fifth-rounder (Reed) and a seventh-round pick in return.

As a rookie, Sims appeared in 13 games, including starts in the final two weeks of the season. He totaled 18 tackles, one tackle for loss, one interception and six passes defended. He added six stops and two fumble recoveries on special teams.

In four seasons at Southern Utah, he appeared in 47 total games with 46 starts, including starts in every game during his final three seasons. His career totals included 220 tackles, eight interceptions, 27 passes defended, one forced fumble, five fumble recoveries and four tackles for loss.

In 2015, Sims was a first-team All-Big Sky performer, finishing the campaign with a pair of interceptions and 54 tackles. He helped the Thunderbirds win the conference title.

He is a native of Las Vegas, Nev.



2017 Highlights:

- **Against Oakland (9/10)**, he was inactive due to a groin injury.
- **At Jacksonville (9/17)**, posted two tackles and a forced fumble.
- **Against Seattle (9/24)**, registered two tackles and tied his career high with two passes defended.
- **At Houston (10/1)**, notched four tackles.
- **At Miami (10/8)**, started in the nickel defense and recorded two tackles.
- **Against Indianapolis (10/16)**, started in the nickel defense and posted one tackle for loss. He added two stops on special teams.
- **At Cleveland (10/22)**, registered three tackles.
- **Against Baltimore (11/5)**, posted one tackle.
- **Against Cincinnati (11/12)**, started and registered two tackles.
- **At Pittsburgh (11/16)**, started and totaled a pair of tackles and one pass defended.

Sims' Career Regular Season Statistics:

Year	GP	GS	Tackle	Sack	TFL	QBP	Int	PD	FF	FR
2016	13	2	18	0.0	1	0	1	6	0	0
2017	9	5	19	0.0	1	0	0	3	1	0
Totals	22	7	37	0.0	2	0	1	9	1	0

Sims' Regular Season Single-Game Highs:

- Tackles** - 4 (Four times, last at Houston, 10/1/17)
- Interceptions** - 1 at Kansas City (12/18/16)
- Passes Defended** - 2 (three times, last vs. Seattle, 9/24/17)

MORE TITANS CORNERBACKS

24 - CB KALAN REED (5-11, 192, 1st Year, Southern Mississippi)

- **Kalan Reed** (5-11, 192) was drafted by the Titans in the seventh round (253rd overall) of the 2016 NFL Draft.
- He spent the first 12 weeks of his rookie season on the practice squad before being promoted to the 53-man roster on Nov. 28. He appeared in the final four games of the campaign and recorded one tackle on defense and one tackle on special teams.
- Reed was the final player picked in the 2016 NFL Draft, earning him the "Mr. Irrelevant" title.
- In four seasons at Southern Mississippi (2012-15), he played in 48 games with 39 starts and registered 152 career tackles, eight interceptions (three returned for touchdowns), 35 passes defended and 8.5 tackles for loss.
- Although he spent most of his formative years in Birmingham, Ala., Reed lived in Nashville from the time he was two-years old until he was six.

33 - CB TYE SMITH (6-0, 195, 2nd Year, Towson)

- **Tye Smith** was signed by the Titans as a free agent during the 2017 offseason.
- The 6-foot, 195-pounder spent the 2016 season as a member of the Seattle Seahawks and Washington Redskins practice squads.
- The Raleigh, N.C., native was originally selected by the Seattle Seahawks in the fifth round (170th overall) of the 2015 NFL Draft. He appeared in four games as a rookie for Seattle.
- He played four years at Towson, where he recorded five career interceptions and earned AP FCS All-America honors.

2017 Highlights:

- **Against Oakland (9/10)**, made his Titans debut and recorded a tackle.
- **At Miami (10/8)**, recorded his first career interception in the second quarter, picking off a tipped Jay Cutler pass to tight end Anthony Fasano. He added two special teams tackles.

first-team All-Conference USA.

As a senior in 2015, Byard appeared in 12 games with nine starts as a permanent team captain and was named first-team All-Conference USA for the second consecutive year. He ranked fourth on the team with 66 tackles and led the squad with four interceptions and six additional pass breakups.

The Lithonia, Ga., native set a career high in college with six interceptions as a junior and forced to fumbles the same season.

2017 Highlights:

- **Against Oakland (9/10)**, recorded nine tackles and added a quarterback pressure.
- **At Jacksonville (9/17)**, posted nine tackles and added a pass defended.
- **Against Seattle (9/24)**, registered one tackle, one quarterback pressure and one pass defended.
- **At Houston (10/1)**, tied his career high with 10 tackles, led the team with two passes defended and recorded an interception. Late in the second quarter, he picked off a Deshaun Watson pass at Tennessee's two-yard line to end a Houston threat and notch his first career interception.
- **At Miami (10/8)**, totaled four tackles, a team-high two tackles for loss and his first career fumble recovery, recording his second consecutive game with a takeaway. In the second quarter, he recovered a fumble by Jay Ajayi that was forced by Adoree' Jackson, and he returned the ball six yards to help set up a field goal on the ensuing drive.
- **Against Indianapolis (10/16)**, posted three tackles.
- **At Cleveland (10/22)**, registered two tackles, including one tackle for loss, and tied a single-game franchise record with three interceptions. He became the ninth player in team history to record three interceptions in a game. He was named AFC Defensive Player of the Week for his performance. In the final minute of the second quarter, he picked off a pass by DeShone Kizer at the Tennessee seven-yard line to end a threat. On the Browns' first drive of the second half, he victimized Kizer again. Then, in the fourth quarter, he intercepted a Cody Kessler pass. He totaled 60 yards on his interception returns with a long return of 28 yards. Byard became the first NFL player in 2017 to record three interceptions in a game and the first NFL player to do so since Philadelphia Eagles safety Kurt Coleman at Washington on Oct. 16, 2011. He became the first Titans player to record three interceptions in a game since linebacker Keith Bulluck accomplished the feat at New Orleans on Monday night, Sept. 24, 2007, and he also became the first Titans defender to notch at least two interceptions in a game since cornerback Jason McCourty recorded a pair of interceptions in the 2014 season opener at Kansas City (Sept. 7). His three interceptions gave him five total takeaways (four interceptions and one fumble recovery) in a four-week span.
- **Against Baltimore (11/5)**, totaled two interceptions, three passes defended and six tackles. In the first quarter, he picked off a Joe Flacco pass and returned the ball 33 yards to set up a touchdown on the ensuing drive. In the third quarter, he intercepted another pass by Flacco to give him two interceptions in the game and five over a two-game span. His effort gave him seven total takeaways in 2017, including six interceptions and one fumble recovery. He became the first Titans player to record six interceptions in a season since safety Michael Griffin in 2008. He also became the first player in franchise history to record five interceptions in a two-game span and the first NFL player to accomplish the feat since Washington Redskins



TITANS SAFETIES

No.	Name	Ht	Wt	Exp	College
31	Byard, Kevin	5-11	212	2	Middle Tennessee St.
37	Cyprien, Johnathan	6-0	223	5	Florida International
35	Riley, Curtis	6-0	190	3	Fresno State
21	Searcy, Da'Norris	5-11	207	7	North Carolina
41	Trawick, Brynden	6-2	225	5	Troy


#31 • S KEVIN BYARD

[CLICK FOR COMPLETE BIO \(PDF\)](#)

Safety **Kevin Byard** (5-11, 212) is in his second NFL season. He was selected by the Titans in the third round (64th overall) of the 2016 NFL Draft.

As a rookie in 2016, Byard played in every game, starting the final seven contests at free safety. His 63 tackles were the most by a Titans rookie safety since **Tank Williams'** 69 tackles in 2002. Byard added one sack, three quarterback pressures, five tackles for loss (third on the team) and four passes defended. He also ranked second on the squad with 10 special teams tackles.

During a four-year career at Middle Tennessee State University, he appeared in 49 games and notched 46 starts at safety while becoming one of the most prolific defenders in school history. He set school records with 19 career interceptions, 377 interception return yards and four interception returns for touchdowns, and he finished sixth in MTSU history with 312 career tackles. In total, he had a hand in 25 turnovers (19 interceptions, five forced fumbles and one fumble recovery) during his career and added 17 career passes defended and five tackles for loss. He was twice named



cornerback DeAngelo Hall in 2010. Byard became only the fifth player since the 1970 AFL-NFL merger with five interceptions over two games (Byard, Hall, Mike Haynes in 1976, Willie Buchanon in 1978 and Albert Lewis in 1985).

- **Against Cincinnati (11/12)**, posted five tackles, including a tackle for loss, and tied for the team lead with two passes defended.
- **At Pittsburgh (11/16)**, led the defense with three passes defended (tied career high) and added one tackle.

Byard's Career Regular Season Statistics:

Year	GP	GS	Tackle	Sack	TFL	QBP	Int	PD	FF	FR
2016	16	7	63	1.0	5	3	0	4	0	0
2017	10	10	50	0.0	4	2	6	15	0	1
Totals	26	17	113	1.0	9	5	6	19	0	1

Byard's Regular Season Single-Game Highs:

- Tackles** - 10 (Twice, last at Houston, 10/1/17)
- Sacks** - 1 vs. Green Bay (11/13/16)
- Tackles For Loss** - 2 (Twice, last at Miami, 10/8/17)
- Interceptions** - 3 at Cleveland (10/22/17)
- Passes Defended** - 3 (Twice, vs. Baltimore, 11/5/17)

2017 NFL INTERCEPTION LEADERS

Titans second-year safety **Kevin Byard** is among the NFL leaders in interceptions this season. He currently ranks first in the league with six interceptions.

Most interceptions in 2017:

Player	Team	Interceptions
1. Kevin Byard	Ten	6
2. Micah Hyde	Buf	5
3. Tre Boston	LAC	4
A.J. Bouye	Jax	4
Dariusz Slay	Det	4
Eric Weddle	Bal	4
4. (22 players tied)		3

INTERCEPTIONS IN A GAME, TEAM HISTORY

With three interceptions at Cleveland on Oct. 22, 2017, safety **Kevin Byard** tied a franchise record and became the ninth player in franchise history to record three interceptions in a regular season game.

Byard became the first NFL player in 2017 to record three interceptions in a game and the first NFL player to do so since Philadelphia Eagles safety **Kurt Coleman** at Washington on Oct. 16, 2011. He was the first Titans player to record three interceptions in a game since linebacker **Keith Bulluck** accomplished the feat at New Orleans on Monday night, Sept. 24, 2007.

Most interceptions in a game, franchise history:

Player (Pos)	Date	Opp	Int	Yds	Avg	TD
1. Kevin Byard (S)	10/22/17	Cle	3	60	20.0	0
Keith Bulluck (LB)	9/24/07	NO	3	51	17.0	0
Samari Rolle (CB)	12/26/99	Jac	3	66	22.0	0
Marcus Robertson (S)	11/21/93	Cle	3	69	23.0	0
Willie Alexander (CB)	11/14/71	Oak	3	40	13.3	0
Ken Houston (S)	10/24/71	Pit	3	28	9.3	0
Miller Farr (CB)	10/15/67	NYJ	3	128	42.7	1
W.K. Hicks (CB)	10/31/65	Buf	3	50	16.7	0
Jim Norton (S)	12/2/62	Den	3	22	7.3	0



FIVE INTERCEPTIONS IN TWO GAMES

On Oct. 22, 2017 at Cleveland, Titans safety **Kevin Byard** registered three interceptions. The following game, on Nov. 5, 2017 against Baltimore, Byard tallied two interceptions to become the first player in franchise history to record five interceptions in a two-game span.

Prior to Byard, the last NFL player to accomplish the feat was Washington Redskins cornerback **DeAngelo Hall** in 2010. On Oct. 24, 2010, Hall intercepted four passes at Chicago, and seven days later at Detroit, Hall picked off another pass.

Byard became only the fifth player since the 1970 AFL-NFL merger with five interceptions over two games. In addition to Byard and Hall, the others were Patriots cornerback **Mike Haynes** in 1976, Packers cornerback **Willie Buchanon** in 1978 and Chiefs cornerback **Albert Lewis** in 1985.

Most interceptions in a two-game span, 1970–2017:

Player	Team	Season	Interceptions in Two Games
1. Kevin Byard	Ten	2017	5
DeAngelo Hall	Was	2010	5
Albert Lewis	KC	1985	5
Willie Buchanon	GB	1978	5
Mike Haynes	NE	1976	5

#37 • S JOHNATHAN CYPRIEN

[CLICK FOR COMPLETE BIO \(PDF\)](#)



Safety **Johnathan Cyprien** (6-0, 223) is in his fifth NFL season and his first campaign with the Titans. He was signed by the Titans as an unrestricted free agent on March 10, 2017.

Cyprien spent the first four years of his career as a starter in the Jacksonville Jaguars secondary. In 60 games with the Jaguars—all starts—he totaled 442 tackles, and in three of his four years with the club, he finished as one of the team's top two tacklers, including 2014, when he led the team with 111 tackles. His Jaguars totals also included two sacks, two interceptions, four forced fumbles, two fumble recoveries and 15 passes defended.

In 2016, Cyprien was a part of the NFL's sixth-ranked overall defense and its fifth-ranked pass defense. He started all 16 games for the first time in his career and posted a career-high 126 tackles, which ranked second on the team and led all NFL safeties.

A native of North Miami Beach, Fla., Cyprien was selected by the Jaguars in the second round of the 2013 NFL Draft following his career at Florida International University. He was a four-year starter for the Golden Panthers and set school records for career tackles (365) and forced fumbles (6).

2017 Highlights:

- **Against Oakland (9/10)**, started in his regular season Titans debut and posted eight tackles before leaving the game with a hamstring injury.
- **At Jacksonville (9/17), against Seattle (9/24), at Houston (10/1), at Miami (10/8), against Indianapolis (10/16) and at Cleveland (10/22)**, he was inactive due to a hamstring injury.
- **Against Baltimore (11/5)**, returned to the starting lineup after sitting out the previous six games with a hamstring injury. He totaled two tackles and one quarterback pressure.
- **Against Cincinnati (11/12)**, tallied four tackles.
- **At Pittsburgh (11/16)**, tied for the team lead with nine tackles.

Cyprien's Career Regular Season Statistics:

Year	Team	GP	GS	Tackle	Sack	TFL	QBP	Int	PD	FF	FR
2013	Jax	15	15	98	1.0	-	-	1	6	2	0
2014	Jax	15	15	111	0.0	-	-	0	3	0	0
2015	Jax	14	14	107	0.0	-	-	1	2	1	1
2016	Jax	16	16	126	1.0	-	-	0	4	1	1
2017	Ten	4	4	23	0.0	0	1	0	0	0	0
Totals		64	64	465	2.0	NA	NA	2	15	4	2

Cyprien's Regular Season Single-Game Highs:

- Tackles** - 17 at Houston (12/18/16)
- Interceptions** - 1 (Twice, last vs. Indianapolis 12/13/15)
- Sacks** - 1 (Twice, last at Buffalo 11/27/16)
- Forced Fumble** - 1 (Four times, last vs. Minnesota 12/11/16)
- Fumble Recovery** - 1 (Twice, last at San Diego 9/18/16)
- Passes Defended** - 3 at Indianapolis (12/29/13)

TACKLES BY SAFETIES IN 2016

In his final season in Jacksonville, **Johnathan Cyprien** logged a career-high 126 total tackles. The figure was the highest in the NFL among safeties according to press box tackle tallies (does not take into account coaches' tackle figures)

Most total tackles by NFL safeties in 2016 (press box totals):

Cornerback	Team	Total Tackles
1. Johnathan Cyprien	Jacksonville	126
2. Landon Collins	New York Giants	125
3. Antoine Bethea	San Francisco	110
4. Keanu Neal	Atlanta	105

#21 • S DA'NORRIS SEARCY

[CLICK FOR COMPLETE BIO \(PDF\)](#)

Safety **Da'Norris Searcy** (5-11, 207) is in his seventh NFL season and his third season with the Titans. He was signed as an unrestricted free agent on March 12, 2015.

In 2016, Searcy logged a career-high 14 starts at strong safety. His season totals included 51 tackles, two tackles for loss, one interception, one fumble recovery and a career-high eight passes defended.

During his first season in Tennessee, he appeared in 15 games with 13 starts. He totaled 54 tackles, a half sack, one quarterback pressure, one interception and four passes defended.

Searcy arrived in Tennessee after spending four years with the Buffalo Bills, who selected him in the fourth round (100th overall) of the 2011 NFL Draft. His career totals in Buffalo included 23 starts and 62 total games played, and he amassed 195 tackles, four sacks, five interceptions, two touchdowns (one interception return/one fumble return), 13 passes defended, 10 tackles for loss, three forced fumbles, three fumble recoveries and 18 special teams stops.

He became a full-time starter in his final two seasons in Buffalo, totaling 3.5 sacks and 69 tackles in 2013 and a career-high three interceptions and 58 stops the following year.

At the University of North Carolina, the Decatur, Ga., native notched 23 starts in 48 games as a two-year starter at strong safety and the team's leading return man. He finished his Tar Heel career with 106 tackles, two sacks and five interceptions, and he returned 35 punts for 440 yards and 20 kickoffs for 484 yards.

2017 Highlights:

- **Against Oakland (9/10)**, registered three tackles.
- **At Jacksonville (9/17)**, started at safety for Johnathan Cyprien (hamstring) and posted four tackles and an interception. Early in the third quarter, he recorded his eighth career interception, picking off a Blake Bortles pass and returning the ball eight yards to Jacksonville's 39-yard line.
- **At Houston (10/1)**, started and registered one tackle.
- **At Miami (10/8)**, started and posted six tackles and one pass defended.
- **Against Indianapolis (10/16)**, started and posted three tackles.



- **At Cleveland (10/22)**, started and totaled five tackles, including one tackle for loss.
- **Against Baltimore (11/5)**, posted one tackle.
- **Against Cincinnati (11/12)**, appeared in his 100th NFL game.

Searcy's Career Regular Season Statistics:

Year	Team	GP	GS	Tackle	Sack	TFL	QBP	Int	PD	FF	FR
2011	Buf	16	3	29	0.0	0	0	1	1	0	0
2012	Buf	15	0	35	0.0	4	0	0	1	2	0
2013	Buf	16	7	69	3.5	5	3	1	7	0	1
2014	Buf	15	13	58	0.5	1	2	3	5	1	1
2015	Ten	15	13	54	0.5	0	1	1	4	0	0
2016	Ten	14	14	51	0.0	2	0	1	8	0	1
2017	Ten	10	6	23	0.0	1	0	1	2	0	0
Totals		101	56	319	4.5	13	6	8	28	3	3

Searcy's Regular Season Single-Game Highs:

- Tackles** - 16 vs. Cincinnati (10/13/13)
- Interceptions** - 2 vs. Cleveland (11/30/14)
- Sacks** - 1 (Three times, last vs. Miami, 12/22/13)
- Forced Fumble** - 1 (Three times, last at Miami, 11/13/14)
- Fumble Recovery** - 1 (Three times, last at Jacksonville, 12/24/16)
- Passes Defensed** - 4 vs. Baltimore (9/29/13)

MORE TITANS SAFETIES

35 - DB CURTIS RILEY (6-0, 190, 3rd Year, Fresno State)

- **Curtis Riley** was originally signed by the Titans as an undrafted free agent on May 11, 2015.
- In 2016, Riley spent the first two weeks on the practice squad, played in four contests and was inactive on 10 occasions.
- An ankle injury he suffered during his rookie training camp caused him to spend the entire 2015 season on injured reserve.
- In two seasons at Fresno State, Riley played in 26 games with 19 starts, totaling 106 tackles, 10 tackles for loss, one interception, 16 passes defended, two forced fumbles, one fumble recovery, two quarterback hurries and one sack.
- Prior to his time at Fresno State, Riley spent time at Mars Hill College (2010) and Fullerton College (2012).
- Riley is a native of Orlando, Fla.

2017 Highlights:

- **At Jacksonville (9/17)**, recorded his first career interception, picking off a Blake Bortles pass that was first batted by linebacker Avery Williamson. He added three tackles in the contest.
- **At Houston (10/1)**, posted a career-high five tackles and a quarterback pressure.

41 - S BRYNDEN TRAWICK (6-2, 225, 5th Year, Troy)

- **Brynden Trawick** was signed as an unrestricted free agent during the 2017 offseason.
- He arrived in Tennessee with 53 games of NFL experience with the Baltimore Ravens (2013–2015) and Oakland Raiders (2016), primarily as a special teams standout. In addition to his 35 career special teams tackles, his totals for his first four seasons included 19 stops and one interception as a safety.
- The 6-foot-2 inch, 225-pounder appeared in 15 regular season games and one postseason game during the 2016 season with the Oakland Raiders. Trawick led the team with 14 special teams tackles.
- Trawick was originally signed by the Baltimore Ravens as an undrafted free agent following the 2013 NFL Draft.
- The Marietta, Ga., native played the final two years of his college career at Troy, where he earned All-Sun Belt honors as a senior safety.

2017 Highlights:

- **Against Oakland (9/10)**, recorded a special teams tackle in his first regular season game with the Titans.



TITANS SPECIALISTS

KICKERS

No.	Name	Ht	Wt	Exp	College
4	Succop, Ryan	6-2	218	9	South Carolina

PUNTERS

No.	Name	Ht	Wt	Exp	College
6	Kern, Brett	6-2	214	10	Toledo

RETURNERS


No.	Name	Ht	Wt	Exp	College
25	Jackson, Adoree'	5-11	185	R	Southern California
14	Weems, Eric	5-9	195	10	Bethune-Cookman

LONG SNAPPERS

No.	Name	Ht	Wt	Exp	College
48	Brinkley, Beau	6-4	260	6	Missouri
49	DiSalvo, Ryan (IR)	6-4	240	1	San Jose State

#6 • P BRETT KERN

[CLICK FOR COMPLETE BIO \(PDF\)](#)



Punter **Brett Kern** (6-2, 214) is in his 10th NFL season and his eighth full campaign with the Titans in 2016. He was claimed off waivers by the Titans during the 2009 season.

During his time in Tennessee, Kern has placed his name at the top of most of the franchise's leaderboards at his position. At the end of the 2016 campaign, he ranked as the team's all-time career (39.9). He punted 612 times in a Titans uniform from 2009–2016, second all-time for the franchise behind **Craig Hentrich's** 861 punts. Kern owns the top five net punting seasons in franchise history and seven of the team's top 10 net punting seasons.

In 2016, Kern punted 77 times for a 44.2-yard gross average and a 38.6-yard net average. He placed 41.6 percent of his punts inside the opponent's 20-yard line (32 of 77), which ranked second in his career (42.2 in 2009).

In 2015, Kern continued his annual assault on the team's all-time punting records and accomplished a first-of-its-kind NFL feat, becoming the first punter in league history to record 80 or more punts, a net average of 40 yards, and one or zero touchbacks in a single season. His season totals included 88 punts (tied for fifth place in franchise history), a 47.4-yard gross average (second in franchise history), a 40.3 net average (third in franchise history), a career-high 34 punts inside the 20 (third in franchise history) and only one touchback (career low).

In 2014, Kern launched a career-high 88 total punts for a gross average of 46.8 yards and a net average of 40.8 yards, which broke his own single-season team record (40.4-yard net average in 2012).

Kern produced one of the best punting seasons in team history in 2012. He set franchise records with a gross punting average of 47.6 yards and a net punting average of 40.4 yards (he broke the mark in 2014).

Kern's 2011 statistics included 86 punts for a gross average of 43.6 yards. His net average of 39.4 yards set a then-career high and then-franchise record, narrowly beating out **Craig Hentrich's** previous franchise record of 39.2 net yards per punt in 1998.

Kern was claimed by the Titans off waivers from the Denver Broncos on Oct. 27, 2009. He spent the entire 2008 season and the first six games of 2009 campaign in Denver, totaling 73 punts and a 46.5-yard average in 22 games with the Broncos.

In 2008, Kern ranked fifth in the league with a 46.7-yard punting average that marked the third-best season total by a Bronco in club history. At the time, his punting average was the best in NFL history by a rookie. He

was named to the All-Rookie team by Pro Football Weekly/PFWA and The Sporting News.

The Grand Island, N.Y., native was originally signed by the Broncos as a rookie free agent on April 28, 2008, following four seasons at the University of Toledo.

2017 Highlights:

- **Against Oakland (9/10)**, averaged 47.0 gross yards (40.8 net) on four punts with two punts placed inside the 20.
- **At Jacksonville (9/17)**, averaged 41.7 gross yards (40.3 net) on three punts.
- **Against Seattle (9/24)**, punted six times for an average of 56.8 yards per punt, which set a new career high for the 10th-year veteran and ranked fourth in franchise history (minimum four punts). His previous high was a 56.0-yard average against the Oakland Raiders on Nov. 23, 2008, when he was a member of the Denver Broncos. Kern's net average against the Seahawks was 48.2 yards, which ranked eighth in franchise history. He placed two of his punts inside the 20.
- **At Houston (10/1)**, for the second consecutive week, had a net punting average that ranked in the top 10 in franchise history for a single game performance (minimum four punts). He punted five times for a gross average of 49.2 yards and a net average of 48.4 yards with one punt placed inside the 20. The net average ranked eighth in franchise history.
- **At Miami (10/8)**, punted 10 times for 549 yards for an average of 54.9 yards per attempt, the sixth-highest single-game gross average in franchise history. His net punting average of 50.2 set a career high and set the franchise's single-game record, topping Greg Montgomery's previous mark of a 49.8-yard net average against the San Diego Chargers on Sept. 19, 1993 (statistic tracked since 1976). It gave him three of the franchise's top 10 single-game net averages in a three-week span. Kern became the first NFL player to punt at least 10 times and finish a game with a net punting average of at least 50 yards. His 10 punts tied his career high and marked the 14th time in franchise history a player had 10 or more punts in a game. He placed four punts inside the 20, including one that pinned Miami on its three-yard line. In the third quarter, with the line of scrimmage at the Tennessee one-yard line, he unleashed a 71-yard punt, his longest since a 71-yarder at Houston on Oct. 2, 2016.
- **Against Indianapolis (10/16)**, played in his 150th career game and recorded one punt for 44 yards, which he placed inside the 20-yard line.
- **At Cleveland (10/22)**, punted four times for a 52.0-yard gross average and a 43.8-yard net average with two punts placed inside the 20. He participated in his 129th consecutive game with the Titans, and in doing so, he moved past Eddie George (128) for eighth place on the team's all-time record list for most consecutive games played with the club.
- **Against Baltimore (11/5)**, punted five times for a 51.2-yard gross average and a 46.8-yard net average with three punts placed inside the 20. His 56-yard punt in the second quarter pinned the Ravens on their own six-yard line.
- **Against Cincinnati (11/12)**, averaged 56.5 yards on six attempts (42.2 net average) with two touchbacks and one punt placed inside the 20. His average was the second-highest of his career (56.8 vs. Seattle on Sept. 24, 2017) and ranked fifth in franchise history (minimum four punts). In the fourth quarter, he booted a 74-yard punt that went into the end zone. It was his second-longest career punt behind only a 79-yarder against the Indianapolis Colts on Dec. 28, 2014. The 74-yarder was also the longest punt of the 2017 NFL season through 10 weeks.
- **At Pittsburgh (11/16)**, averaged 47.3 yards on three attempts (39.7 net average).



Kern's Career Regular Season Statistics:

Year	Team	GP	No	Blk	Yds	Avg	Lg	TB	In20	Net
2008	Den	16	46	0	2,150	46.7	64	4	13	37.8
2009	Den/Ten	16	64	0	2,910	45.5	67	10	27	38.5
2010	Ten	16	77	0	3,302	42.9	68	4	24	39.1
2011	Ten	16	86	0	3,747	43.6	64	7	31	39.4
2012	Ten	16	81	2	3,855	47.6	71	5	30	40.4
2013	Ten	16	78	1	3,386	43.4	63	2	32	39.7
2014	Ten	16	88	1	4,118	46.8	79	7	28	40.8
2015	Ten	16	88	0	4,175	47.4	61	1	34	40.3
2016	Ten	16	77	0	3,402	44.2	71	4	32	38.6
2017	Ten	10	47	0	2,438	51.9	74	5	16	45.6
Totals		154	732	4	33,483	45.7	79	49	267	39.9

Kern's Regular Season Single-Game Highs:

- Punts** - 10 (Twice, last at Miami, 10/8/17)
- Gross Avg.** - 56.8 vs. Seattle (9/24/17)
- Net Avg.** - 50.2 at Miami (10/8/17)
- Long Punt** - 79 vs. Indianapolis (12/28/14)
- In20** - 7 vs. Houston (12/27/15)

2017 NFL PUNTING LEADERS

Titans punter **Brett Kern** ranks at the top of the 2017 NFL leaderboard in gross punting average and net punting average.

Highest gross punting average in 2017:

Player	Team	Gross Average
1. Brett Kern	Ten	51.9
2. Marquette King	Oak	50.0
3. Shane Lechler	Hou	49.5
4. Drew Kaser	LAC	48.9
Britton Colquitt	Cle	48.9
6. Patrick O'Donnell	Chi	48.0
7. Kevin Huber	Cin	47.7
8. Lachlan Edwards	NYJ	47.4
9. Thomas Morstead	NO	47.3
10. Michael Palardy	Car	47.2

Highest net punting average in 2017:

Player	Team	Net Average
1. Brett Kern	Ten	45.6
2. Marquette King	Oak	44.5
3. Johnny Hekker	LAR	43.9
4. Bradley Pinion	SF	43.4
5. Michael Palardy	Car	43.3
6. Rigoberto Sanchez	Ind	43.2
7. Justin Vogel	GB	42.5
8. Lachlan Edwards	NYJ	42.2
Jeff Locke	Det	42.2
10. Shane Lechler	Hou	42.1



NET AVERAGE IN A SEASON, TEAM HISTORY

Titans punter **Brett Kern** owns the top five net punting seasons in franchise history and seven of the team's top 10 net punting seasons.

In 2014, he broke the franchise record for net punting average for the third time, posting a mark of 40.76 yards. He originally set the club mark in 2011 with a 39.37-yard net average, eclipsing **Craig Hentrich's** 1998 net average of 39.22 yards. Then, in 2012, he produced a 40.36-yard net average, and in 2015, he averaged 40.34 net yards per attempt.

Highest single-season net punting average, franchise history:

Player	Year	Net Average
1. Brett Kern	2014	40.76
2. Brett Kern	2012	40.36
3. Brett Kern	2015	40.34
4. Brett Kern	2013	39.70
5. Brett Kern	2011	39.37
6. Craig Hentrich	1998	39.22
7. Greg Montgomery	1993	39.13
8. Brett Kern	2010	39.06
9. Brett Kern	2016	38.64
10. Craig Hentrich	1999	38.10

SINGLE-SEASON GROSS AVG., TEAM HISTORY

In 2012, **Brett Kern** set a new franchise record with a gross punting average of 47.59 yards. He topped **Craig Hentrich's** previous record of 47.22 yards, set in 1998.

Highest single-season gross punting average, franchise history:

Player	Year	Gross Average
1. Brett Kern	2012	47.59
2. Brett Kern	2015	47.44
2. Craig Hentrich	1998	47.22
3. Greg Montgomery	1992	46.92
4. Brett Kern	2014	46.80
5. Greg Montgomery	1993	45.59
6. Reggie Roby	1996	44.37

SINGLE-GAME NET AVERAGE, TEAM HISTORY

On Oct. 8, 2017 at Miami, **Brett Kern** punted 10 times for 549 yards with no blocks and no touchbacks, averaging 54.9 yards per attempt. The Dolphins returned seven of the punts for 47 total yards. Kern's net punting average of 50.2 set a career high and set the franchise's single-game record, topping **Greg Montgomery's** previous mark of a 49.8-yard net average against the San Diego Chargers on Sept. 19, 1993 (statistic tracked since 1976).

In doing so, Kern became the first NFL player to punt at least 10 times and finish a game with a net punting average of at least 50 yards.

In a three-week span, Kern recorded the highest single-game net average in team history, the 10th-highest single-game net average (48.2 against Seattle on Sept. 24) and the ninth-highest single-game net average (48.4 at Houston on Oct. 1).

Highest single-game net punting average, since 1976 (min. 4 punts):

Player	Date	Opp	Punt	Gross Avg	TB	In20	Net Avg
1. Brett Kern	10/8/17	Mia	10	54.9	0	4	50.2
2. Greg Montgomery	9/19/93	SD	5	57.6	1	0	49.8
3. Greg Montgomery	12/27/92	Buf	5	59.2	1	2	49.4
4. Brett Kern	11/25/12	Jax	4	50.3	0	1	49.0
5. Brett Kern	11/9/14	Bal	8	51.8	0	0	48.8
6. Brett Kern	10/26/14	Hou	6	51.7	0	2	48.7
7. Brett Kern	9/16/12	SD	7	51.6	1	3	48.6
8. Craig Hentrich	11/4/01	Jac	4	57.5	0	2	48.5
9. Brett Kern	10/1/17	Hou	5	49.2	0	1	48.4
10. Brett Kern	9/24/17	Sea	6	56.8	1	2	48.2

FRANCHISE CAREER PUNTING LEADERS

Brett Kern is the all-time career leader in Titans/Oilers history in both gross punting average and net punting average. He ranks second in team annals in career punts, behind only **Craig Hentrich** (861).

Highest career gross punting average, franchise history (minimum 250 punts):

Player	Years	Gross Avg.
1. Brett Kern	2009-2017	45.7
2. Greg Montgomery	1988-1993	43.6
3. Craig Hentrich	1998-2009	42.9
4. Jim Norton	1960-1968	42.1
5. Cliff Parsley	1977-1982	39.8
6. Dan Pastorini	1971-1979	39.7

Highest career net punting average, franchise history (since 1976, minimum 250 punts):

Player	Years	Net Avg.
1. Brett Kern	2009-2017	40.3
2. Craig Hentrich	1998-2009	37.2
3. Greg Montgomery	1988-1993	36.6
4. Cliff Parsley	1977-1982	32.3

Most career punts, franchise history:

Player	Years	Punts
1. Craig Hentrich	1998-2009	861
2. Brett Kern	2009-2017	659
3. Jim Norton	1960-1968	522

SINGLE-GAME GROSS AVERAGE, TEAM HISTORY

In 2017, **Brett Kern** has recorded three of the franchise's top seven single-game gross punting averages (minimum four punts). His average against the Seattle Seahawks on Sept. 24 was 56.8 yards, good for the fourth-highest mark in franchise history. Two weeks later visiting the Miami Dolphins, his gross average was 54.9 yards, which ranks seventh (sixth at the time). On Nov. 12 against the Cincinnati Bengals, he posted a 56.5-yard average, ranking fifth in team annals.

Highest single-game gross punting average, since 1976 (min. 4 punts):

Player	Date	Opp	Punts	Gross Avg
1. Greg Montgomery	12/27/92	Buffalo	5	59.2
2. Greg Montgomery	09/19/93	San Diego	5	57.6
3. Craig Hentrich	11/04/01	Jacksonville	4	57.5
4. Brett Kern	09/24/17	Seattle	6	56.8
5. Brett Kern	11/12/17	Cincinnati	6	56.5
6. Craig Hentrich	11/15/98	Pittsburgh	4	55.3
7. Brett Kern	10/08/17	Miami	10	54.9
8. Brett Kern	12/28/14	Indianapolis	7	54.7
9. Brett Kern	12/20/15	New England	5	54.4
10. Brett Kern	01/03/10	Seattle	4	53.5

#4 • K RYAN SUCCOP

[CLICK FOR COMPLETE BIO \(PDF\)](#)



Kicker **Ryan Succop** (6-2, 218) is in his ninth NFL season and his fourth campaign with the Titans. He was signed by the Titans as a free agent on Sept. 1, 2014.

In 2016, Succop made 22 of his 24 field goal attempts, with his only misses coming from 51 and 58 yards. His 91.7 percent rate was the best single-season performance of his career and the third-best percentage in franchise history (92.3 by **Rob Bironas** in 2010 and 92.3 by **Al Del Greco** in 1998). Succop's percentage ranked third in the NFL in 2016 behind only **Justin Tucker** (97.4) and **Matt Bryant** (91.9).

Succop finished 2016 with a franchise-record streak of 36 successful field goals from inside 50 yards, dating back to 2014. Del Greco previously held the team record with 24 consecutive made field goals from inside 50 yards.

During his second season in Tennessee, Succop connected on 14 of his 16 field goal attempts and 29 of his 31 extra point attempts to total 71 points. His 87.5 percent success rate on field goals set a personal best and ranked as the sixth-highest figure in franchise history.

In 2014, he set a then-career high by making 86.4 percent of his field goal attempts. He was 19-of-22 and also connected on all 27 of his extra point attempts.

Succop's previous five seasons were spent with the Kansas City Chiefs, who chose him with the last pick of the 2009 NFL Draft (256th overall).

In his career with the Chiefs, he posted four 100-point seasons and made 81.0 percent (119-147) of his field goal attempts. Over his final three years there (2011-13), 52 percent of his kickoffs resulted in touchbacks, a number that ranked 11th in the NFL during that span.

In 2013, he tallied career highs for points (118) and touchbacks (47). He also posted the second-best percentage of his career for field goals made inside of 50 yards, connecting on 87.5 percent (21-24) of those attempts. During his Chiefs career, he produced five game-winning kicks.

A native of Hickory, N.C., Succop played in 50 games for the University of South Carolina Gamecocks, hitting 49 of 69 field goals (71.0%) and converting 104 of 106 PATs. His 251 points made up the second-highest total in school history.

2017 Highlights:

➤ **Against Oakland (9/10)**, made three of four field goal attempts, connecting from 23, 26 and 52 yards and missing from 52 yards. With his 52-yard miss, he had a streak of 19 successful field goals of any distance snapped. The 19-kick streak tied for the fifth-longest streak in franchise history, only one off the club record of 20 (accomplished three times by Rob Bironas and once by Al Del Greco).

➤ **At Jacksonville (9/17)**, made a 40-yard field goal in the first quarter, a 41-yard field goal in the second quarter and a 26-yard field goal in the third quarter. He recorded two consecutive games with at least three field goals for the first time since he was a member of the Kansas City Chiefs in



2013 (three field goals against Cleveland on Oct. 27 and three at Buffalo on Nov. 3).

➤ **Against Seattle (9/24)**, made all four of his field goal attempts from 24, 37, 47 and 35 yards. His 10 field goals in the first three games made up the highest number of field goals he has made in the first three games of a season during his nine years in the NFL. It also ranked as the most by any player in franchise history in the first three weeks of a season, topping Al Del Greco's previous benchmark of eight field goals in the first three weeks of 1996. He also set a career high with seven touchbacks on kickoffs (seven attempts), the most by a Titans/Oilers player in a single game from 1991–2017.

➤ Named AFC Special Teams Player of the Month for September.

➤ **At Houston (10/1)**, made both extra point attempts.

➤ **At Miami (10/8)**, made a 45-yard field goal in the second quarter.

➤ **Against Indianapolis (10/16)**, with a 48-yard field goal in the first quarter, he set a new NFL record by making his 47th consecutive field goal from inside 50 yards. He added four more field goals in the game to extend the streak to 51 consecutive field goals from inside 50 yards. He began the streak on Dec. 14, 2014. The previous NFL record of 46 straight field goals from inside 50 yards was set by Atlanta Falcons kicker Matt Bryant from 2013–2015. Succop was named AFC Special Teams Player of the Week and joined Rob Bironas (2007) as the only kickers in team history to win Special Teams Player of the Week and Month in the same season. Against the Colts, he made all five of his field goal attempts (48, 32, 40, 48 and 23 yards) to tie for the second-highest total of his career, and he became only the fourth player in franchise history to make at least five field goals in a game. He joined Rob Bironas (NFL record of eight field goals in a game on Oct. 21, 2007), Al Del Greco (five on Dec. 3, 2000) and Roy Gerela (five on Sept. 28, 1969). With five field goals and three extra points, he totaled 18 points in the contest. Only five players in franchise history (Billy Cannon, Rob Bironas, George Blanda, Earl Campbell and Lorenzo White) previously scored more than 18 points in a game (several scored 18 points). With his first field goal of the game, he passed Charlie Hennigan (306 points) for 10th place on the franchise's all-time scoring list.

➤ **At Cleveland (10/22)**, made four of five field goals (43, 23, 46 and 47 yards), with his only miss coming from 53 yards. With his 47-yard field goal in overtime, he registered his seventh career game-winning field goal and his second as a member of the Titans. He became the first player to score all of his team's points in an overtime win since Denver Broncos kicker Jason Elam on Sept. 17, 2006, when Elam scored all nine of Denver's points in a 9-6 overtime win against the Kansas City Chiefs. Before missing from 53 yards in the fourth quarter, he extended his streak to 16 consecutive made field goals from all distances. The streak ranked eighth in franchise history. With 12 points, he passed former Oilers kicker Skip Butler (332 career points) for ninth place on the franchise's all-time scoring list.

➤ **Against Baltimore (11/5)**, made his only field goal attempt (48 yards) and two of his three extra point attempts.

➤ **Against Cincinnati (11/12)**, with a missed 48-yard field goal in the second quarter, his NFL-record streak of successful field goals from inside 50 yards came to an end at 56. The streak, which began in 2014, broke the previous NFL record of 46, set by Atlanta Falcons kicker Matt Bryant from 2013–2015. Later in the second quarter, Succop made a 44-yard field goal.

➤ **At Pittsburgh (11/16)**, made a 44-yard field goal and had a 48-yarder blocked.

Succop's Career Regular Season Statistics:

Year	Team	GP	FGM	FGA	Pct	Lg	XPM	XPA	Pts
2009	KC	16	25	29	86.2	53	29	29	104
2010	KC	16	20	26	76.9	53	42	42	102
2011	KC	16	24	30	80.0	54	20	20	92
2012	KC	16	28	34	82.4	52	17	17	101
2013	KC	16	22	28	78.6	51	52	52	118
2014	Ten	16	19	22	86.4	51	27	27	84
2015	Ten	16	14	16	87.5	51	29	31	71
2016	Ten	16	22	24	91.7	53	39	41	105
2017	Ten	10	23	27	85.2	52	21	22	90
Totals		138	197	236	83.5	54	276	281	867

Succop's Regular Season Single-Game Highs:

Field Goals Made - 6 at New Orleans (9/23/12)

Field Goal Attempts - 6 at New Orleans (9/23/12)

Longest Field Goal - 54 vs. Minnesota (10/2/11)

PATs Made - 6 (Four times, last vs. Jacksonville, 12/6/15)

PATs Attempted - 6 (Four times, last vs. Jacksonville, 12/6/15)

Points - 19 at New Orleans (9/23/12)

Consecutive Field Goals Made - 22 (10/2/11–12/24/11)

2017 SCORING LEADERS

Ryan Succop ranks among the NFL's top scorers in 2017. He is fifth in the NFL and third in the AFC.

Most points scored in 2017:

Player	Team	XPM	XPA	FGM	FGA	Pts
1. Greg Zuerlein	LAR	31	31	28	29	115
2. Stephen Gostkowski	NE	28	29	26	29	106
3. Wil Lutz	NO	30	33	22	26	96
4. Chris Boswell	Pit	19	20	24	27	91
5. Ryan Succop	Ten	21	22	23	27	90
6. Kai Forbath	Min	20	24	23	26	89
Matt Prater	Det	26	26	21	24	89
8. Graham Gano	Car	21	22	20	21	81
9. Harrison Butker	KC	13	13	22	23	79
Justin Tucker	Bal	19	19	20	23	79

CONSECUTIVE FGs INSIDE 50 YARDS

On Oct. 16, 2017, **Ryan Succop** set the NFL record for most consecutive field goals made from inside 50 yards. With a 48-yarder in the first quarter against the Colts, he made his 47th such kick. He broke the record of Atlanta Falcons kicker **Matt Bryant**, who made 46 consecutive field goals from inside 50 yards from 2013–2015.

Succop's streak ended at 56 with a missed 48-yard attempt against the Cincinnati Bengals on Nov. 12, 2017. The streak, which began on Dec. 14, 2014, spanned 43 games and nearly three calendar years.

In 2016, he broke **Al Del Greco's** franchise record of 24 consecutive made field goals from inside 50 yards, set from 1995–1996.

Most consecutive field goals made from inside 50 yards, NFL history:

Kicker	Team	Seasons	Consec. FGs from Inside 50 Yards
1. Ryan Succop	Tennessee Titans	2014–2017	56
2. Matt Bryant	Atlanta Falcons	2013–2015	46
3. Mike Vanderjagt	Indianapolis Colts	2002–2004	41

Most consecutive field goals made from inside 50 yards, franchise history:

Kicker	Season(s)	Consecutive Field Goals Inside 50 Yards
1. Ryan Succop	2014-17	56
2. Al Del Greco	1995-96	24
3. Al Del Greco	1998-99	20
Rob Bironas	2007-08	19
5. Rob Bironas	2010-11	18

CONSECUTIVE FIELD GOALS

Ryan Succop began 2017 by extending his streak to 19 consecutive successful field goals, including every attempt over the final 10 games of 2016. The streak came to an end on Sept. 10.

The streak was the second-longest of his career, behind only a 22-kick streak in 2011 as a member of the Kansas City Chiefs. It also qualifies as tied for the fifth-longest streak of its kind in franchise history.

From the final three games of the 2014 campaign through the first eight games of 2015, **Succop** made 15 consecutive field goals to record what is now the eighth-longest streak in franchise history.

Longest streaks of field goal attempts without a miss, franchise history:

Kicker	Season(s)	Consecutive Field Goals
1. Rob Bironas	2011–2012	20
Rob Bironas	2010	20
Rob Bironas	2007–2008	20
Al Del Greco	1998–1999	20
5. Ryan Succop	2016–2017	19
Rob Bironas	2007	19
7. Al Del Greco	1995–1996	18
8. Ryan Succop	2017	16
9. Ryan Succop	2014–2015	15
Rob Bironas	2011	14
Al Del Greco	1999–2000	14

RYAN SUCCOP'S CAREER GAME-WINNING FIELD GOALS

A game-winning field goal is defined as one that was the final score of the game and gave the kicker's team the lead at any time in the fourth quarter or overtime.

Date	Team	Opponent	Distance	Quarter
12/18/16	Tennessee	at Kansas City	53 yards	4th Quarter
10/22/17	Tennessee	at Cleveland	47 yards	Overtime
9/23/12	Kansas City	at New Orleans	31 yards	Overtime
10/31/11	Kansas City	vs. San Diego	30 yards	Overtime
9/19/10	Kansas City	at Cleveland	23 yards	4th Quarter
10/31/10	Kansas City	vs. Buffalo	35 yards	Overtime
11/22/09	Kansas City	vs. Pittsburgh	22 yards	Overtime

SINGLE-SEASON FIELD GOAL PERCENT

Ryan Succop owns three of the top 10 single-season field goal percentages in franchise history. He recorded a career-best 91.7 percent rate on field goals in 2016, which finished third in team annals behind only Rob Bironas' 92.3 percent in 2010 and Al Del Greco's 92.3 percent in 1998.

In 2015, Succop made 87.5 percent of his attempts, which ranks seventh in team annals, and his 86.4 percent success rate in 2014 ranks 10th.

Highest field goal percentage in a season, franchise history:

Player	Season	Made	Att	Pct
1. Rob Bironas	2010	24	26	92.3
Al Del Greco	1998	36	39	92.3
3. Ryan Succop	2016	22	24	91.7
4. Rob Bironas	2011	29	32	90.6
5. Rob Bironas	2007	35	39	89.7
6. Rob Bironas	2008	29	33	87.9
7. Ryan Succop	2015	14	16	87.5
8. Gary Anderson	2003	27	31	87.1
Al Del Greco	1995	27	31	87.1
10. Ryan Succop	2014	19	22	86.4

Succop's percentage ranked third in the NFL in 2016 behind only Justin Tucker (97.4) and Matt Bryant (91.9).

Highest field goal percentage in 2016:

Player	Team	Made	Att	Pct
1. Justin Tucker	Bal	38	39	97.4
2. Matt Bryant	Atl	34	37	91.9
3. Ryan Succop	Ten	22	24	91.7
4. Steven Hauschka	Sea	33	37	89.2
5. Cairo Santos	KC	31	35	88.6
6. Nick Folk	NYJ	27	31	87.1
Adam Vinatieri	Ind	27	31	87.1
8. Mason Crosby	GB	26	30	86.7
9. Greg Zuerlein	LA	19	22	86.4
10. Matt Prater	Det	31	36	86.1



2016 TOUCHBACK PERCENTAGE

In 2016, Ryan Succop recorded touchbacks on 58 of his 79 kickoffs. His 73.4 percent touchback rate set a new career high and set a new franchise record, topping his 66.2 percent mark from 2015 (43 of 65) that previously qualified as both.

Among all NFL kickers in 2016, Succop was fourth in touchback percentage.

Highest percentage of touchbacks on kickoffs in 2016:

Kicker	Team	Kickoffs	Touchbacks	Percent
1. Jason Myers	Jax	72	60	83.3
2. Josh Lambo	SD	89	67	75.3
3. Graham Gano	Car	85	63	74.1
4. Ryan Succop	Ten	79	58	73.4
5. Dustin Hopkins	Was	90	65	72.2
6. Sam Martin	Det	75	52	69.3
7. Roberto Aguayo	TB	76	52	68.4
8. Brandon McManus	Den	75	50	66.7
9. Justin Tucker	Bal	79	52	65.8
10. Chandler Catanzaro	Ari	81	52	64.2

#14 • WR/KR/PR ERIC WEEMS

Wide receiver/returner Eric Weems (5-9, 195) is in his 10th NFL season and his first campaign with the Titans. He was signed by the Titans as an unrestricted free agent on March 11, 2017.

Weems entered the NFL in 2007 as a rookie free agent with the Atlanta Falcons. He spent the majority of the next nine years with the Falcons, serving there for two multi-year stints (2007–2011 and 2014–2016). He also spent two seasons with the Chicago Bears (2012–2013). His career totals with the Falcons and Bears included 121 punt returns for a 10.8-yard average, which ranked fifth among active players through 2016; 165 kickoff returns for a 24.3-yard average; and 38 receptions for 353 yards.

Not only valuable as a returner and a reserve receiver, Weems has consistently displayed his value on coverage units during his career. Through 2016, he registered 102 career special teams tackles, leading his teams in the category four times.

In 2016, Weems appeared in all 16 games for the NFC Champion Falcons. He averaged 11.4 yards on 24 punt returns and 23.0 yards on 17 kickoff returns, and he led the Falcons with 15 special teams tackles.

Weems earned a Pro Bowl selection in 2010, when he established career highs in punt return average (12.8) and kickoff return average (27.5). He scored touchdowns in both the punt return and kickoff return games during the regular season and followed with a kickoff return touchdown in the playoffs.


A native of Ormond Beach, Fla., Weems attended Bethune-Cookman University, where he averaged 100.7 all-purpose yards per game during his four-year stay.

2017 Highlights:

- **At Cleveland (10/22)**, caught one pass for five yards
- **Against Cincinnati (11/12)**, led the team with three special teams tackles.

Weems' Career Regular Season Receiving Statistics:

Year	Team	GP	GS	Rec	Yds	Avg	Lg	TD
2007	Atl	1	0	0	0	-	-	0
2008	Atl	6	0	1	4	4.0	4	0
2009	Atl	16	0	6	50	8.3	30t	2
2010	Atl	16	4	6	61	10.2	18	0
2011	Atl	16	2	11	90	8.2	18	0
2012	Chi	16	1	2	27	13.5	18	0
2013	Chi	16	0	1	8	8.0	8	0
2014	Atl	16	0	10	102	10.2	40	2
2015	Atl	16	0	1	11	11.0	11	0
2016	Atl	16	0	0	0	-	-	0
2017	Ten	10	0	1	5	5.0	5	0
Totals		145	7	39	358	9.2	40	4



Weems' Career Regular Season Return Statistics:

Year	PR	FC	Yds	Avg	Lg	TD	KR	Yds	Avg	Lg	TD
2007	0	0	0	-	-	0	0	0	-	-	0
2008	0	0	0	-	-	0	1	19	19.0	19	0
2009	27	14	270	10.0	28	0	48	1,214	25.3	62	0
2010	18	19	230	12.8	55t	1	40	1,100	27.5	102t	1
2011	32	19	315	9.8	42	0	24	563	23.5	37	0
2012	1	1	0	0.0	0	0	13	231	17.8	27	0
2013	0	1	0	-	-	0	5	57	11.4	19	0
2014	0	0	0	-	-	0	2	34	17.0	17	0
2015	19	16	221	11.6	41	0	15	403	26.9	50	0
2016	24	21	273	11.4	73	0	17	391	23.0	42	0
2017	2	0	15	7.5	13	0	2	18	9.0	18	0
Totals	123	91	1,324	10.8	73	1	167	4,030	24.1	102t	1

Weems' Regular Season Single-Game Highs:

- Receptions** - 4 (Twice, last vs. Tampa Bay 9/18/14)
- Receiving Yards** - 69 vs. Tampa Bay (9/18/14)
- Long Reception** - 40 vs. Tampa Bay (9/18/14)
- Punt Returns** - 5 vs. Buffalo (12/27/09)
- Punt Return Yards** - 76 at San Francisco (11/8/15)
- Punt Return Long** - 73 at Oakland (9/18/16)
- Punt Return Touchdown** - 1 vs. Carolina (1/2/11)
- Kickoff Returns** - 6 (Twice, last vs. Cincinnati 10/24/10)
- Kickoff Return Yards** - 168 vs. Cincinnati (10/24/10)
- Kickoff Return Long** - 102t at Tampa Bay (12/5/10)
- Kickoff Touchdown** - 1 at Tampa Bay (12/5/10)

ACTIVE COMBINED KR/PR YARDS LEADERS

Among active NFL players, **Eric Weems** is in the NFL's top five in total yards on career kickoff returns and punt returns.

Most career combined punt return yards and kickoff return yards, active NFL players:

Player	Punt Return Yards	Kickoff Return Yards	Total
1. Darren Sproles	2,792	8,350	11,142
2. Ted Ginn Jr.	2,600	6,898	9,498
3. Brandon Tate	1,832	5,679	7,511
4. Eric Weems	1,324	4,030	5,354
5. Danny Amendola	1,633	3,575	5,208

MORE TITANS SPECIALISTS

48 - LS BEAU BRINKLEY (6-4, 260, 6th Year, Missouri)

- Long snapper **Beau Brinkley** is in his sixth NFL season. He was signed as an undrafted free agent in 2012 and re-signed to a multi-year contract in 2015.
- In 2016, Brinkley played in all 16 games for the fifth consecutive season. He helped Ryan Succop make 22 of his 24 field goal attempts, with the only misses coming from 51 and 58 yards. Succop's 91.7 percent rate ranked third in the NFL in 2016 behind only Justin Tucker (97.4) and Matt Bryant (91.9).
- In 2015, he played in all 16 games. He helped Brett Kern become the first punter in league history to record 80 or more punts, a net average of 40 yards, and one or zero touchbacks in a single season. He also served as the long snapper for kicker Ryan Succop, who went 14-of-16 and whose 87.5 percent success rate on field goals was the sixth-best in franchise history.
- In 2014, he played in all 16 games for the third consecutive year and tied for third on the team with a career-high 10 special teams tackles. He helped Brett Kern set a new team record for single-season net punting average.
- In 2013, Brinkley saw action in all 16 games and posted six special teams stops.
- In 2012, his consistency helped Brett Kern set the franchise records for both gross and net punting average in 2012.
- The Kearney, Mo., native spent four seasons as Missouri's long snapper after joining the team as a preferred walk-on. Appeared in 50 career games during his time at Missouri.

TITANS TIDBITS

LB DAREN BATES

➤ For the My Cause, My Cleats campaign in 2016, Bates wore specially designed cleats featuring the words "American Heart Association." Bates was raising awareness for the organization's life-saving mission. His mother, Weslyn Bates, was a heart transplant recipient and lived some wonderful years following her surgery. She sadly passed away in 2015 at the age of 56.

LS BEAU BRINKLEY

- Brinkley's father, Mike, was an All-American defensive end and long snapper at Missouri Valley College. Beau learned to long snap when he was just seven years old.
- Brinkley raced four-wheelers in the Extreme Dirt Track Racing Series while growing up in Missouri. He traveled the country competing in both motor cross and flat track competitions and won a flat track regional title in 2005.
- In June 2015, Brinkley participated in the Nashville Sports Council Golf Tournament at Gaylord Springs Golf Course. On the par-3 eighth hole, he sunk a hole-in-one to win a barrel of Jack Daniel's whiskey.

LB JAYON BROWN

- He went to the same California high school, Long Beach Poly, as new Titans teammate Jurrell Casey. Brown's older brother, Juwan, was Jurrell's teammate there.
- Former Long Beach Poly and New England Patriots star Willie McGinest is a close friend of the Brown family.
- He has two older brothers who played college football. Jason played linebacker at Idaho, while Juwan was a defensive lineman at Southern Oregon.

S KEVIN BYARD

- Byard credits his mother, Artina Stanley, for much of his success. Following a divorce when Byard was in ninth grade, his mother moved with the children from Philadelphia to Atlanta. Although it was a financial struggle, Stanley worked long hours to make sure her children received what they needed. Byard claims he and his older brother "had to grow up really fast" as they helped their mother with taking care of the younger kids in the family.
- The Titans had an inside track in their scouting of Byard. Titans general manager Jon Robinson received glowing reports on Byard from his friend and MTSU defensive coordinator Steve Ellis. When Robinson was a linebackers coach at Nicholls State, Ellis was one of his pupils, and the two remained close through the years. Additionally, Patrick Callaway, a newly-hired scouting assistant for the Titans, was Byard's high school teammate.
- Byard says his football role models are Ed Reed, Brian Dawkins and Troy Polamalu.
- Byard has three brothers and three sisters and is the second oldest of the group.

OLB JOSH CARRAWAY

- Carraway is interested in raising more awareness for heart disease. His mother, Valerie Taylor, passed away from the disease when Josh was just seven years old.
- Carraway's father, Glenn, was on the first basketball team at UT San Antonio and he played pro ball briefly in Mexico. Josh grew up playing basketball and is a huge fan of Dallas Mavericks legend Dirk Nowitzki.

DT JURRELL CASEY

- Casey was voted the 2016 Tennessee Titans Walter Payton Man of the Year, which recognizes players for excellence on and off the field. Casey is a fixture at Tennessee Titans community events and also serves as the spokesperson for United Way of Metropolitan Nashville. In 2016, Casey and his wife, Ryann, established The Casey Fund, a non-profit dedicated to raising money for established re-entry programs, inner-city youth programs, mentoring and halfway houses. Then, prior to Thanksgiving, the Caseys hosted a food giveaway for 200 underprivileged families in the Nashville area. Casey also hosts a free youth football skills camp for linemen in his hometown of Long Beach, Calif.
- More information about The Casey Fund is available online at thejurrellcasey.com/the-casey-fund.
- Casey has a strong partnership with Project Return Tennessee.
- Family members and friends call him "Tut-Tut," a nickname he earned from his aunt as a small child because she said he walked like a turtle.

TITANS TIDBITS: THE BEST OF TITANS OFF-THE-FIELD HIGHLIGHTS

- Casey has nine brothers and sisters.
- When he was in high school, his older brother, Jurray, was convicted of first-degree murder. Despite the turmoil it caused, Jurrell credits his brother for helping him re-focus on becoming a better football player and student.
- Casey calls his mother, Collette Burns, a cafeteria worker in the Long Beach Unified School District, "the inspiration in my life" for how hard she worked to provide for Jurrell and his siblings.

QB MATT CASSEL

- Cassel's mother, Barbara, is an Emmy-winning set decorator in Hollywood. His late father, Greg, was a script writer.
- His wife, Lauren, was a captain of the Southern Cal volleyball team that won the 2002 national title.
- He played in the 1994 Little League World Series on the Northridge, Calif., team. He went on to play a season of baseball at Southern Cal and was selected in the 36th round of the 2004 Major League Baseball Draft by the Oakland Athletics.
- Cassel's older brother, Jack, pitched for the Houston Astros, Cleveland Indians and San Diego Padres. His younger brother, Justin, was a pitcher in the Chicago White Sox organization.

T JACK CONKLIN

- After not receiving a single Division I scholarship offer, Conklin began his time at Michigan State as a preferred walk-on in 2012. He impressed enough in his redshirt season to earn a scholarship in the spring of 2013.
- At Plainwell (Mich.) High School, Conklin's head coach was his father, Darren Conklin, who once was a walk-on at Michigan under Wolverines head coach Bo Schembechler.
- His mother, Jennifer Jackson, was an All-American swimmer at the University of Michigan.
- Conklin's grandfather, Ron Jackson, was a professional baseball player. He played first base for the Chicago White Sox and Boston Red Sox.
- He hopes to one day own his own farm.

S JOHNATHAN CYPRIEN

- In 2015, Cyprien started the CypSquad ARY Foundation which benefits different programs for at-risk youth in the South Florida area.

WR COREY DAVIS

- Davis and his six siblings survived a tough economic upbringing in Wheaton, Ill. While he has always maintained a loving relationship with his parents, Olasheni Timson and Michelle Davis, he made the decision as a high school junior to move into the home of Robin and Dan Graham, who became his legal guardians. Dan, Corey Davis' youth football coach, was an offensive lineman for the Tampa Bay Buccaneers. His son, Ryan Graham, played youth and high school football with Davis and currently plays quarterback at Northern Illinois.
- His brother, Titus, played football at Central Michigan and was signed by the Chargers as a rookie free agent in 2015. Titus also spent time with the Jets and Bills before signing with the Bears during the 2017 offseason.
- One of Davis' favorite quotes is "Never die easy" by Walter Payton, who used the saying as the title to his autobiography.

WR ERIC DECKER

- Decker and his wife, Jessie, are co-founders of the Decker's Dogs Foundation. Decker's Dogs aims to rescue, care for and train service dogs for military veterans returning home with disabilities. For more information on the foundation, please visit ejdeckerfoundation.com.
- Eric and Jessie have teamed up with STOMP Out Bullying to educate students, teachers and parents about the dangers of bullying.
- Decker played outfield for the Minnesota Golden Gophers' baseball team and was drafted twice in the Major League Baseball Draft—by the Milwaukee Brewers in 2008 (38th round) and the Minnesota Twins in 2009 (27th round).

OLB KEVIN DODD

- Dodd says that his grandmother Mamae Charles served as an inspiration in his life and her guidance in the early years helped him reach his football dreams. She passed away when he was in sixth grade and to this day he plays to honor her life.

WR HARRY DOUGLAS

- Douglas' brother, Toney, is an eight-year NBA veteran. Toney was originally drafted by the L.A. Lakers as the 29th overall pick in the 2009 NBA Draft and has played for New York, Houston, Miami, Golden State, Sacramento, New Orleans and Memphis. Harry tries to attend as many of Toney's games as possible.
- In his spare time, he enjoys date nights with his wife, Kierra; bowling; traveling; discovering new restaurants; watching movies; playing cards; and keeping his niece, nephew and godchildren.

RB DAVID FLUELLEN

- Fluellen's favorite personal moment in sports growing up was his first touchdown when he was eight years old. He strip-sacked the quarterback, picked up the fumble and ran it in.

FB JALSTON FOWLER

- Fowler lists his mother, Dana, as the person that inspires him the most. When his brother, Joe, was accidentally shot and killed at a friend's house in 2007, she stayed strong and kept the family together.
- Fowler's nickname is "Nudie." His father gave it to him as a baby because he was always running around the house naked. Fowler has nicknamed his son, Jalston Jr., "Toodie."

RB DERRICK HENRY

- In high school, Henry broke the 51-year-old national high school rushing record with 12,124 yards after compiling 4,261 rushing yards as a senior.
- Henry says his grandmother Gladys Henry has served as a key inspirational piece during his career. He has a portrait tattoo of her on his chest.
- Henry has been growing out his hair since he was in elementary school.

CB ADOREE' JACKSON

- Jackson was a long jumper and sprinter on USC's track team in the springs of 2015 and 2016, winning the Pac-12 outdoor long jump title both years (and placing second in the Pac-12 100 meters in 2016) and earning All-American status both years after twice placing fifth in the NCAA long jump. He also placed 10th in the long jump in the U.S. Olympic Trials.
- Jackson lists his parents as the people that inspire him the most. "They've always steered me in the right direction. All of their experiences and guidance helped get me where I'm at." Adoree's mother, Vianca, is an amazing inspiration having survived breast cancer.
- Jackson is a Reese's Peanut Butter Cups enthusiast. He names creator Harry Burnett Reese as a historical person he would have loved to meet. "He's a genius. That's by far and away my favorite candy. I eat that like it ain't nothing."

WR DARIUS JENNINGS

- Jennings helps out with "Next One Up," an organization helping inner city high school athletes in his hometown of Baltimore, Md.
- He worked as a camp counselor at his alma mater The Gilman (Md.) School, helping middle school children with classwork and activities.

DL AUSTIN JOHNSON

- When Johnson was drafted by the Titans, he became a teammate once again of DaQuan Jones, a former Penn State defensive lineman who was drafted by the Titans in 2014. The two remained close, and Jones was among Johnson's family and friends surrounding him on draft night.
- Johnson was a broadcast journalism major at Penn State.
- The son of Austin and Tammy Johnson, he has two older sisters, Brandi and Erika, and one younger sister, Kennedy. Kennedy is a forward on the Michigan State women's basketball team.

C BEN JONES

- Jones switched from jersey #61 to #60 prior to his senior season at Georgia, to honor his father, Steve, a former collegiate star, who was killed in a helicopter crash when he was 10 years old.
- Jones' pregame ritual consists of walking barefoot on the field "to get a feel for the turf." The routine began before one game with his brother in high school and after enjoying success that night, it has continued ever since.
- When he was 10 years old, Jones suffered a blow to the head with a baseball bat. The impact caused a blood clot to develop on his brain and fractured his skull. The injury kept him out of all athletic activity for a year,

TITANS TIDBITS: THE BEST OF TITANS OFF-THE-FIELD HIGHLIGHTS

proving to be a challenging time for an active and athletic boy. Although it was a tough period in his life, Ben says this time turned him into the man he is today. As soon as he was cleared for activities, Jones threw himself into being the best athlete he could be.

- During the 2017 offseason, Jones and his wife, Alex, hosted the Ben Jones Celebrity Clay Shoot to benefit The Ronald McDonald House in Nashville. The event raised \$85,000. Ben and Alex have a passion for helping children and have seen first-hand the blessings provided by the Ronald McDonald House to friends and family with sick children.
- Jones' brother, Clay, played baseball for the University of Alabama and then was drafted by the Detroit Tigers.

DL DaQUAN JONES

- Jones majored in Criminology at Penn State and spent a portion of his 2013 summer as an intern observing the Spring Township Police Department near State College.
- Jones entered the Penn State program after being rated the second-best offensive lineman in the nation.
- He lists his father, Steve, as the most inspirational person in his life. Steve raised DaQuan as a single father and one of his father's greatest traits is that he works extremely hard in everything he does. Steve works as an executive chef at Cornell University.
- Jones is in the process of launching his own non-profit organization called "Create Your Legacy."

G/T DENNIS KELLY

- Kelly's brother, Tim, played football at Eastern Illinois and is currently an offensive quality control coach for the Houston Texans.
- Kelly's favorite football player growing up was former Titans great Jevon Kearse.
- Kelly claims that the biggest influence on his life and career has been his entire family. "We're a Southside [Chicago] Irish family, so we share a really tight bond and they've inspired me to get to where I am today."
- Kelly went back to school during the 2014 offseason to earn his degree in organizational leadership from Purdue.
- He is an avid professional wrestling fan that does not let the opportunity pass him by whenever a live WWE show is in town. He lists the Undertaker as the one person in the world he would like to have dinner with.

P BRETT KERN

- Kern's father, Cal, is a former professional soccer goalie.
- Kern is an avid golfer that sports a +1 handicap. He picked the game up late in his high school years and caddied for three summers at Inverness Golf Club while in college. The course is located in Toledo, Ohio, and has hosted PGA and NCAA Championships. In 2011, Kern competed in The Vinny, a local golf fundraising tournament hosted by singers Vince Gill and Amy Grant, and finished fourth in the event.

G JOSH KLINE

- Kline was a standout wrestler in high school, winning the state title as a senior and finishing with a 45-1 record that year.

DL KARL KLUG

- Klug has an identical twin brother, Kevin, who played linebacker at Minnesota State University, Mankato. As high school teammates, Kevin played fullback, opening holes for Karl, the team's running back. Kevin now owns and operates Klug Fitness, a mobile fitness business in Nashville. He also has toured with Lady Antebellum and Sam Hunt as a personal trainer. Karl and Kevin have an older sister, Kelsey.
- Klug's small hometown of Caledonia calls itself the "Wild Turkey Capital of Minnesota" and "The Heart of Quilt Country."
- Klug arrived on Iowa's campus as an undersized defender who weighed only 207 pounds at the time.

G/C COREY LEVIN

- Levin is the first member of his immediate family to graduate from college.
- A multi-sport athlete in high school, Levin also competed in baseball as a pitcher and third baseman.

T TAYLOR LEWAN

- Lewan chose to wear jersey number 77 at Michigan and then at the

pro level because of the legacy of Wolverine tackles who have donned the number, including Jake Long and Jon Jansen.

- His father, Dave, was a defensive lineman at the University of Minnesota.
- Lewan has a mustache tattooed on his right index finger and a stick figure tattooed on the outside edge of his right hand that he calls his "right-hand man."
- One of Lewan's close friends is Carolina Panthers defensive end Craig Roh. The two played together as high school seniors and then went to Michigan at the same time.
- At the 2014 NFL Scouting Combine, Lewan ran the 40-yard dash in 4.87 seconds, beating all other offensive linemen in his class and clocking the fourth-fastest time among offensive linemen from 2010-14. He also ranked among the top offensive linemen at the 2014 combine in the broad jump (first at nine feet, nine inches), vertical jump (tied for third at 30.5 inches) and three-cone drill (fourth at 7.39 seconds).

QB MARCUS MARIOTA

- In 2016, Mariota launched his Motiv8 Foundation, which serves the communities of Middle Tennessee, Eugene and Honolulu. The Foundation was a major sponsor in the inaugural Polynesian Bowl. The game featured the top players in the nation including 15 of the top 16 Polynesian players in the ESPN 300. The non-profit also participated with First Hawaii Bank's bobble head charity fundraiser that netted the Motiv8 Foundation \$115,000 for local programs in Hawaii. The Foundation held its inaugural golf tournament at Oahu Country Club raising money for local programs and sold out in just four days. The Foundation also held its inaugural golf tournament in Oregon at the Springfield Golf Club with all monies raised going to programs in Oregon.
- He is the oldest son of Toa and Alana Mariota. His younger brother, Matthew, is a tight end at Oregon.
- Mariota credits much of his athletic success to playing soccer in his youth. By the time he was eight years old, he was wearing a soccer jersey with the number 8, and he has kept the jersey number ever since then.
- During his time in Eugene, Ore., Mariota became a fixture at the Boys and Girls Club of Emerald Valley, spending time on a weekly basis with kids at the center. For his efforts in the community, he was awarded with the inaugural Play It Forward Award at the 63rd Annual Oregon Sports Awards in June 2015.

WR RISHARD MATTHEWS

- Matthews' father, Andre, is a retired U.S. Marine Corps master sergeant.
- In October 2015, Matthews' half-brother Christopher Ruiz was killed while serving as a retired Marine working as a private defense contractor in Afghanistan. Ruiz served in the Marines for 10 years, and served overseas in Operation Iraqi Freedom. He was in Afghanistan training locals to fight for their country, when he was killed. Ruiz was one of six U.S. Airmen and five other civilian contractors killed in the crash of an Air Force C-130 as it tried to put down at the Jalalabad Airfield on Oct. 2.
- Matthews wears a bracelet with the words "Forever by my side." It has his fallen brother's name on it, along with the Marines logo. He wears the bracelet every day.

CB BRICE McCAIN

- In 2014, McCain played with the Pittsburgh Steelers and worked with current Titans defensive coordinator Dick LeBeau. McCain kept his notes from playing in LeBeau's defense and referenced them when making the transition to Tennessee.

OLB DERRICK MORGAN

- Morgan is a 2016 graduate of the University of Miami's Executive MBA for Artists and Athletes program.
- Morgan helped deliver his daughter at home in April 2015.
- Morgan credits his mother, Pamela Sweigart, as his primary role model in life. He also says that she should be credited with his football success, since, even as a single parent, she managed to take him to every practice and every game during his youth.

RB DeMARCO MURRAY

- Murray led his high school basketball team to a 2005 state title. He was considered a top-30 basketball recruit in the state as well.
- He started the DeMarco Murray Foundation with the mission to provide families with seriously and chronically ill children with daily encour-

TITANS TIDBITS: THE BEST OF TITANS OFF-THE-FIELD HIGHLIGHTS

agement and life changing experiences. More information is available at DeMarcoMurray.com.

- Murray hosted his first youth football camp in Middle Tennessee in June 2016, welcoming 150 players to the two-day event at D1 Sports Training in Franklin.

OLB BRIAN ORAKPO

- Orakpo annually hosts The Brian Orakpo Leukemia Golf Classic to raise money for the National Capital Area Chapter of the Leukemia and Lymphoma Society.

- Orakpo is a good friend with former Titans safety Michael Griffin. The two played together for three seasons at the University of Texas and Griffin was an integral part in helping recruit Orakpo to Nashville.

LB NATE PALMER

- Palmer was the high school basketball teammate of current N.Y. Knicks point guard Derrick Rose for two seasons.

- Palmer names his father, Nathan Sr., as the biggest influence on him as he never made excuses and successfully started his own trucking business in Chicago.

- During college, Palmer held summer jobs at the Boys and Girls Club in Champaign and later as a busboy and food expeditor at the Bloomington (Ill.) Country Club.

CB KALAN REED

- The Titans selected Reed with the 253rd pick in the draft making him "Mr. Irrelevant," an unofficial title bestowed upon the last person selected in the NFL Draft.

- Reed lived in Nashville from the time he was two-years old until he was six. He started playing football in Antioch, Tenn., with the Flatrock Vols pee-wee team and played during halftime of a Titans game when he was five-years old.

- Reed's cousin, Maurice Kelly, played safety with the Seattle Seahawks and is currently the VP of Player Development for the organization. Reed's mother, Keyaschei, once worked in the Memphis Grizzlies ticket office.

DB CURTIS RILEY

- While out of college in 2011, Riley worked at Family Dollar in Orlando to help his mother pay the bills.

CB LOGAN RYAN

- While taking wedding photos in the St. Lucian town of Soufriere, Logan and his wife, Ashley, came across a bunch of stray dogs. One dog in particular followed them through the streets and impacted the couple. When the newlyweds flew back home, they were determined to help in any way possible. The couple donated money to @helpaws, a St. Lucian-based dog rescue, and encouraged all friends and family that instead giving wedding gifts to make donations. The company later reached out and based on a picture the couple posted on social media, they found the particular dog, named her Logan, and part of the donation paid for her spay.

- During the 2017 offseason, Ryan and N.Y. Giants cornerback Eli Apple hosted their first #ThursdayNightLights Football Camp on June 29. The free event for ages 8-18 was funded by the two Eastern High School grads. The night was filled with football, celebrity guests, music, and took place on the high school field where both players put in countless hours to get to where they are today.

- In June 2017, Ryan surprised his big brother, Jordan, by paying off his student loans for his 29th birthday. Logan cut a check for \$82,000 to the American Education Services to cover Jordan's loans from earning his engineering degree from Drexel University. "My man got accepted to college, graduated with honors, and now works as an engineer. He did everything the right way and still lived with a ridiculous amount of student loan debt. The system is broke and makes no sense. I'm fortunate and blessed to be able to take care of that for him."

- When Ryan decided to leave Rutgers and enter the NFL Draft after his redshirt junior season in 2012, he made a promise to his parents that after his rookie year, he would return to school and earn his degree. Ryan kept his promise and graduated in the spring of 2014 with a degree in labor relations and a minor in psychology. "I committed to Rutgers, not only as a football player, but as a student, so I was going to make sure I finished that end too. It's a big accomplishment in my life. I held my word to my parents and stuck with it and I'm fortunate. It took a lot of work, but I was able to go

back and finish and walk in graduation."

C BRIAN SCHWENKE

- Schwenke was an avid surfer during the time he spent living in Hawaii as a result of his father's job in the Navy.

- His father, Brian Sr., was a SERE (Survival, Evasion, Resistance and Escape) trainer in the Navy from 1990-2002.

- Schwenke enjoyed swimming with whale sharks on his honeymoon in Cabo in 2014. He also has enjoyed traveling to Europe, including visits to Ireland, Amsterdam, Brussels, Prague, Vienna and Budapest.

- He owns three dogs: an English bulldog named Vinny, a Dogo Argentino named Nala, and a golden doodle named Calli.

S DA'NORRIS SEARCY

- Searcy wore No. 21 at North Carolina because his grandmother was born in 1921.

- Searcy has tattoos of a cross and angel wings to represent his grandmother and great grandmother.

- He spent time last year learning how to disc jockey and is interested in pursuing being a DJ.

WR TAJAÉ SHARPE

- Sharpe's grandmother, Cozy Little, is a breast cancer survivor having beat the disease in 2013.

- Sharpe was so excited to get into football mode that he brought his own football to the first day of the Titans rookie minicamp. He says he usually goes to sleep with it and carries one around as much as he can, just because.

- Sharpe's family members nicknamed him "Show," which is short for "Showtime."

CB LeSHAUN SIMS

- He was commonly referred to as "Swis" in college because for his first college game the name on the back of his jersey was upside down. The nickname stuck.

- Prior to Sims, no prior student-athlete from Andre Agassi Prep in Las Vegas, Nev., had ever earned an athletic scholarship. When he was a high school freshman, the Stars played eight-man football in the public charter school's first year with a football team. They moved to 11-man football during his sophomore year, and by his senior season, the team won a league title.

- Sims is a movie buff who lists "Training Day" among his all-time favorites.

TE JONNU SMITH

- Smith credits his mother, Karen, for his successes. Jonnu's father passed away as a result of a tow truck accident when he was four years old and his mother raised all six children by herself. "My mother is my rock. It was tough, but we always got what we needed—not necessarily what we wanted all the time—but what we needed. She was so strong all the time."

- Smith endured a lot of challenges as a youngster in Philadelphia and after his brother was arrested and one of his friends was killed on the streets, a decision needed to be made. His family didn't have the financial means to just uproot, so for his own safety Jonnu moved in with his mother's sister and brother-in-law, Darla and Mike Kirkland, in Ocala, Fla. He started playing high school football and even though he was far from a touted recruit, he earned a scholarship to Florida International where his play took off.

- Smith's best friend Willie "Quasim" Jefferson tragically died from a gun shot in October 2016. Jonnu gave his son the middle name Quasim in honor of him.

G/T QUINTON SPAIN

- Spain has hosted a Football Skills Camp the last two years in his hometown of Petersburg, Va. During his camp on July 1, 2017, Petersburg Mayor Sam Parham gave Spain a proclamation and officially declared it Quinton Spain Day.

K RYAN SUCCOP

- Succop was given the title "Mr. Irrelevant" after being selected with the final pick (256th overall) of the 2009 NFL Draft.

- Succop caddied for his friend, Wesley Bryan, at the 2016 Nashville Golf Open, a Web.com event at Nashville Golf & Athletic Club. Succop and Bryan went to school together at the University of South Carolina.

TITANS TIDBITS: THE BEST OF TITANS OFF-THE-FIELD HIGHLIGHTS

- Succop registered 104 career goals and was a four-time all-conference and two-time all-state soccer selection at Hickory (N.C.) High School.
- Succop handled both the kicking and punting duties during his sophomore and junior seasons at South Carolina.

TE PHILLIP SUPERNAW

- Supernaw was actually born in Nashville, but moved to the Houston area at an early age and attended high school in Katy, Texas.
- A member at Vanderbilt Legends Club in Franklin, Tenn., the golf enthusiast plays whenever he can during the offseason and is a 2.0 handicap

QB ALEX TANNEY

- Tanney started at shooting guard as a freshman and sophomore at Monmouth (Ill.). He stopped playing the sport collegiately to concentrate more on his football career.
- Tanney was a long distance runner at high school and ran a 4:20 mile.
- Tanney posted a Trick Shot Quarterback video on YouTube that went viral in 2011 when he was at Monmouth. The video has been viewed more than four million times and features Tanney making incredible throws in a variety of off-the-field situations.
- Tanney's two older brothers are in the sports industry. Matt is the Athletics Director at Western Illinois University and Mitch is the Director of Analytics for the Denver Broncos.

WR TAYWAN TAYLOR

- Taylor's football life has taken him south on Interstate 65. A native of Louisville, which is approximately a three-hour drive from Nashville, he attended Western Kentucky University in Bowling Green, Ky., a one-hour commute from Nashville on the same highway.
- He played the role of Daddy Warbucks in an elementary school production of "Annie."
- Taylor lists his football role model as Randy Moss.

S BRYNDEN TRAWICK

- Trawick's father, George, was the head basketball coach at DeVry University in the early 1990s. He coached in the highest-scoring men's basketball game in NCAA history, regardless of division classification. On Jan. 12, 1992, Troy State University defeated DeVry 258-141 in a game that is considered to have established several unbreakable records.

TE DELANIE WALKER

- Walker was named the Tennessee Titans Community Man of the Year in 2013 and 2015, due in large part to his tireless work with Mothers Against Drunk Driving. He teamed with MADD to help raise awareness of the dangers of drinking and driving after losing his aunt and uncle in a horrific accident near New Orleans after Super Bowl XLVII. The morning after San Francisco's loss to Baltimore at the Superdome, an alleged drunk driver killed Alice and Bryan Young only hours after Walker hugged Alice and Bryan at the team's postgame party. In addition to his work with MADD, Walker is an ambassador with the Tennessee Governor's Highway Safety Office's "Booze It and Lose It" campaign.
- In April 2017, Walker took part in an eight-day overseas trip to the Middle East to visit U.S. servicemen and women as part of a United Service Organization tour. The group was on their USO tour, and visiting an Army base in Kuwait, when Syrian president Bashar al-Assad launched a chemical attack against civilians in his country on April 4. The NFL players traveled to another region in the Middle East the following day, unsure if their scheduled visit with Marines and Air Force airmen would be allowed to proceed. The group was eventually cleared for the visit, but before they could leave one base, military police boarded their bus and forced the players to delete any pictures and videos taken at the base from their cameras and cell phones.
- During the 2016 offseason, Walker spearheaded a benefit dinner and auction for his foundation called "Carving It Up with Delanie Walker." He also launched "Delanie Walker's Imagination Station" at Fall-Hamilton Elementary School in collaboration with Scholastic Book Fairs to provide a new fully-furnished reading room for students.
- Over the years, Walker has owned quite a selection of cars, ranging from classics to newer models. After his playing days are over, he envisions owning a car restoration shop.
- Having grown up in a tough neighborhood, Walker knows first-hand how difficult it is to overcome obstacles in order to achieve one's goals. During his time in San Francisco, he visited delinquent youths across the Bay Area, making it a point to share his story and give positive reinforcement to those who can relate to him. "It's very important that people know about what I've

been through. You can grow up in the worst neighborhood and still make it to the NFL. That's why I want kids, especially in the Bay Area, to understand that you can overcome those situations, because I did."

- On Feb. 14, 2015, Walker was inducted into the Central Missouri Athletic Hall of Fame.

OLB AARON WALLACE

- Wallace is one-quarter Chinese on his mother's side of the family. One of his "bucket list" items is to walk on the Great Wall of China.
- His father, Aaron Wallace Sr., was a three-time All-Southwest Conference selection at linebacker for Texas A&M (1986-89) and was selected in the second round of the 1990 NFL Draft by the Oakland Raiders. Aaron Sr. went on to play eight seasons in the NFL, collecting 21 sacks in 102 career games.
- His mother, Sandra Broussard, is on the board of a foundation in San Diego called the Berry Good Food Foundation, which promotes nutritional education and organic food.
- He aspires to be a strength and conditioning coach following his playing career.

QB BRANDON WEEDEN

- Weeden was a star pitcher in high school and was the first player chosen by the New York Yankees (second round, 71st overall) in the 2002 MLB Draft. He was traded to the Los Angeles Dodgers after the 2003 season and then selected in the Rule 5 Draft by the Kansas City Royals. He played his last season of professional baseball in 2006 with the Class-A High Desert Mavericks of the California League.

WR ERIC WEEMS

- After competing in Super Bowl LI as a member of the Atlanta Falcons, Weems presented his alma mater, Seabreeze (Fla.) High School, with a golden football to commemorate his participation.

NT SYLVESTER WILLIAMS

- After high school, Williams, who only played one season of football in high school, worked the night shift at Modine Manufacturing Company in Jefferson City, Mo., making radiator parts for large trucks before enrolling in college.

LB AVERY WILLIAMSON

- Williamson grew up in the West Tennessee town of Milan, which is approximately a two-hour drive from Nashville. He lists Eddie George, Steve McNair and Jevon Kearse as his favorite Titans as a child.
- One of Williamson's "bucket list" items is to see the pyramids in Egypt.
- In 2013, he was chosen to represent the Kentucky football program on a one-week educational/service trip in Ethiopia.

LB WESLEY WOODYARD

- Woodyard has been a captain in his first three seasons with the Titans. He joined Hall of Fame running back Floyd Little as the only players in Broncos franchise history to serve as a captain in each of their first five years with the club. In 2004, Woodyard also became the first-ever Kentucky freshman to serve as a team captain.
- Woodyard is the co-founder of The 16Ways Foundation which recognizes an emotional need for at-risk youth. The Foundation works on a national level to develop and implement workshops, seminars, camps, and other activities. These events are designed to build self-esteem, promote responsibility for one's own actions and overcoming obstacles, and demonstrate the importance of academics, knowledge of career options, professional development, community involvement, and mental and physical fitness among youth of all socio-economic backgrounds. The Foundation's primary focus is to work with at-risk youth between the ages of 8 and 18 and a secondary focus on adults in employment transition.
- During the 2016 and 2017 offseasons, Woodyard's 16Ways Foundation hosted a youth football and cheer camp, as well as a charity golf outing in Lexington, Ky.
- Woodyard was a three-time nominee for the Walter Payton NFL Man of the Year while with the Broncos in 2010-11 and 2013.

THIS WEEK'S MEDIA CALENDAR

21 Tuesday	22 Wednesday	23 Thursday	24 Friday	25 Saturday	26 Sunday	27 Monday
<p>No Access Players' day off</p>	<p>Practice 1:25-3:25 p.m.</p> <p>Mike Mularkey and Marcus Mariota available; locker room open following practice (45 mins.)</p> <p>Conference Calls 11:25 a.m. - Chuck Pagano with Tennessee media</p>	<p>Practice 11:45 a.m.-1:30 p.m.</p> <p>Coordinators available; locker room open following practice (45 mins.)</p>	<p>Practice 10:40-11:55 a.m.</p> <p>Mike Mularkey available; locker room open following practice (45 mins.)</p>	<p>No Access Travel Day</p>	<p>Titans at Colts Noon CT Lucas Oil Stadium</p>	<p>Open Locker Room & Press Conference Time TBA</p> <p>Mike Mularkey available in the Saint Thomas Sports Park Auditorium</p>

TITANS TV RATINGS

2017 regular season Titans television ratings in the Nashville market:

Date/Opponent	Day/Time	Network	Rating/Share	Rank
9/10 vs Oak	Sun. noon	CBS	21.9/41	1
9/17 at Jax	Sun. noon	CBS	18.1/36	2
9/24 vs Sea	Sun. 3:05 p.m.	FOX	22.6/38	1
10/1 at Hou	Sun. noon	CBS	18.2/34	1
10/8 at Mia	Sun. noon	CBS	16.5/28	1
10/16 vs Ind	Mon. 7:30 p.m.	ESPN/WKRN	22.2/35*	1*
10/22 at Cle	Sun. noon	CBS	18.9/35	1
11/5 vs Bal	Sun. noon	CBS	18.6/34	1
11/12 vs Cin	Sun. noon	FOX	17.1/31	2
11/16 at Pit	Thur. 7:25 p.m.	NBC/NFLN	TBA	TBA
11/26 at Ind	Sun. noon	CBS	-	-
12/3 vs Hou	Sun. noon	CBS	-	-
12/10 at Ari	Sun. 3:05 p.m.	CBS	-	-
12/17 at SF	Sun. 3:25 p.m.	CBS	-	-
12/24 vs LAR	Sun. noon	FOX	-	-
12/31 vs Jax	Sun. noon	CBS	-	-
2017 Season Average			19.4/35	

* Oct. 16 Rating is combined ESPN and WKRN; Rank measured vs. previous week's (Mon-Sun) programming

Previous yearly Titans television ratings in the Nashville market:

Previous Seasons	Average Rating/Share
2016 Regular Season Average	22.0/38
2015 Regular Season Average	21.3/37
2014 Regular Season Average	20.7/36
2013 Regular Season Average	25.0/41
2012 Regular Season Average	23.5/39
2011 Regular Season Average	27.7/46
2010 Regular Season Average	30.2/50
2009 Regular Season Average	30.9/50
2008 Regular Season Average	32.4/55
2007 Regular Season Average	28.6/49
2006 Regular Season Average	23.0/42
2005 Regular Season Average	21.8/42
2004 Regular Season Average	26.5/48
2003 Regular Season Average	33.4/57
2002 Regular Season Average	26.8/49
2001 Regular Season Average	24.5/42
2000 Regular Season Average	29.1/50
1999 Regular Season Average	19.8/35

MEDIA CONTACT INFORMATION

Titans Practice Facility/Training Camp Site:

Saint Thomas Sports Park
460 Great Circle Road
Nashville, TN 37228

Nissan Stadium:

One Titans Way
Nashville, TN 37213

Media-Only Website/Credential Application:

<http://media.titansonline.com> (username and password available through Titans media relations)

Phone:

- (615) 565-4000 (main)
- (615) 565-4100 (media relations)
- (615) 565-4450 (Nissan Stadium press box - home PR)
- (615) 565-4190 (fan training camp hotline)
- (615) 565-4140 (community relations hotline)
- (615) 565-4105 (media relations fax)
- (615) 565-4200 (ticket office)

Titans Communications:

- Senior Director of Communications -
Robbie Bohren, (615) 565-4101
rbohren@titans.nfl.co
- Senior Director of Digital Media -
Gary Glenn, (615) 565-4058
gglenn@titans.nfl.co
- Senior Writer/Editor -
Jim Wyatt, (615) 565-4183
jwyatt@titans.nfl.co
- Assistant Director of Media Relations -
Dwight Spradlin, (615) 565-4102
dspradlin@titans.nfl.co
- Media Relations Manager -
Jared Puffer, (615) 565-4107
jpuffer@titans.nfl.co
- Social Media Manager -
Nate Bain, (615) 565-4106
nbain@titans.nfl.com
- Media Relations Assistant -
Kim Smith, (615) 565-4103
ksmith@titans.nfl.co
- Media Relations Seasonal Assistant -
Lindsey Brown, (615) 565-4123
lbrown@titans.nfl.co

TITANS ON THE AIR

Programs listed for the Nashville market. Outside of Nashville, check local listings for Titans Radio and "Titans All Access" stations and times.

MONDAYS

TV
"Titans on 2 with Mike Mularkey" | 6:30-7 p.m. | WKRN News 2

Radio
"Monday Night Titans" | 6-7 p.m. | 104.5 The Zone

TUESDAYS

Radio
"The Mike Mularkey Show" | 6-7 p.m. | Titans Radio/104.5 The Zone

WEDNESDAYS

TV
"Titans Blitz" with Eddie George | 6:30-7 p.m. | WSMV Channel 4

THURSDAYS

Radio
"Titans Tonight with Keith Bulluck" | 6-7 p.m. | Titans Radio/104.5 The Zone

FRIDAYS

TV
"Titans All Access" | 9-9:30 p.m. | CW 58

SATURDAYS

TV
"Titans All Access" | 11:30 a.m.-12 p.m. | WZTV Fox 17
"Titans All Access" | 2:30-3 p.m. | MyTV 30
"Titans on 2 Final Countdown" | 6:30-7 p.m. | WKRN News 2

SUNDAYS

Radio (Noon Kickoff)
"Countdown to Kickoff" | 10-11 a.m. | 104.5 The Zone
"Titans Countdown" | 11 a.m.-12 p.m. | Titans Radio/104.5 The Zone
"Titans Postgame Show" | 3-5 p.m. | 104.5 The Zone

TV
"Titans All Access" | 10:30-11 a.m. | WZTV Fox 17

TITANS ALL ACCESS

The Titans' 30-minute, official magazine-style TV show returns for its 15th season in 2017. **Mike Keith** and **Amie Wells** co-host the show, joined by new Titans general manager **Jon Robinson**.

Titans All Access features a variety of long-form stories every week. The show always reviews and previews Titans games, but also shares on- and off-field stories about the players, coaches and their families. Other Titans All Access staples include one-on-one chats with players and exclusive insight from Robinson, plus Titans news from www.titansonline.com senior writer/editor **Jim Wyatt**.

Titans All Access is shown locally on Nashville's FOX 17 Saturdays at 11:30 a.m. and Sundays at 10:30 a.m. It also airs in Nashville on CW 58 Fridays at 9 p.m. and on MyTV 30 Saturdays right after SEC Football (approximately 2:30 p.m. CT).

Titans All Access has also been picked up again by affiliates in Memphis, Knoxville, Chattanooga, Jackson, Tri-Cities, Huntsville, Ala., and Paducah, Ky. Check local listings for dates and times.

Titans All Access Affiliates:

Nashville
WZTV Fox 17
MyTV 30
CW 58

Huntsville
WHNT CBS 19
WHNT2

Memphis
WREG CBS 3

Chattanooga
WDEF CBS 12

Jackson, Tenn.
E+ TV6

**Paducah/
Cape Girardeau**
KBSI FOX 23

Knoxville
WVLT CBS 8
MyVLT 2

Tri-Cities
Fox 39



TITANS RADIO AFFILIATES

Titans Radio brings football to fans across the Mid-South in one of the NFL's largest radio networks, including Nashville flagship 104.5 The Zone.

Play-by-play announcer **Mike Keith** connection with pro football across the Mid-South dates back to 1996, a year before the Oilers arrived in Tennessee, and he became the "Voice of the Titans" in 1999. Former Titans assistant coach and NFL head coach **Dave McGinnis** begins his first season as the Titans Radio's color analyst, while Titans Radio gameday host **Rhett Bryan's** involvement with the broadcast dates back to 1997. **Jonathan Hutton** has served as Titans Radio sideline reporter since 2014.

TITANS RADIO AFFILIATES:

Flagship
Nashville WGFY FM 104.5

Tennessee

Camden	WRJB	FM	95.9
	WFWL	AM	1220
Centerville	WNKX	FM	96.7
Chattanooga	WGOW	FM	102.3
		AM	1150
Clarksville	WKFN	AM	540
		FM	104.1
Cleveland	WCLE	FM	104.1
Columbia	WMCP	AM	1280
Cookeville	WKXD	FM	106.9
Dickson	WDKN	AM	1260
Fayetteville	WYTM	FM	105.5
Franklin	WAKM	AM	950
Jackson	WZDQ	FM	102.3
Knoxville	WOKI	FM	98.7
Lawrenceburg	WTNX	FM	106.7
Lebanon	WANT	FM	98.9
Lebanon	WCOR	AM	1490

Lewisburg	WJJM	FM	94.3
Manchester	WMSR	FM	107.9
		AM	1230
McMinnville	WAKI	AM	1230
Memphis	WMFS	FM	92.9
		AM	680
Memphis	WMC	AM	790
Morristown	WCRK	FM	105.7
Nashville	WGFX	FM	104.5
Tri-Cities	WXSM	AM	640
Union City	WQAK	FM	105.7
Waverly	WQMV	FM	93.5
		AM	1060
Winchester	WCDT	AM	1340

Alabama

Birmingham	WJQX	FM	100.5
Florence	WQLT	FM	107.3
Huntsville	WUMP	AM	730
		FM	103.9
Huntsville	WVNN	AM	770
		FM	92.5
Scottsboro	WWIC	AM	1050

Kentucky

Benton	WCBL	AM	1290
Bowling Green	WPTQ	FM	105.3
Cadiz	WKDZ	FM	106.5
Elizabethtown	WIEL	FM	106.1
		AM	1400
Henderson	WSON	AM	860
		FM	96.5
Madisonville	WWKY	FM	97.7
Owensboro	WVJS	FM	92.9
		AM	1420
Paducah	WPAD	FM	99.5
		AM	1560

Hawaii

Honolulu	KIKI	AM	990
----------	------	----	-----

Missouri

Poplar Bluff	KLID	AM	1320
--------------	------	----	------

TITANS ONLINE COVERAGE

Titans Online offers comprehensive written and video content on the Titans. Senior writer and editor **Jim Wyatt** enters his third season covering the Titans for the team's website. The Nashville native began covering the Titans as a writer for *The Tennessean* in 1999 and became the full-time beat writer in 2001. He has been named Tennessee Sportswriter of the Year six times by the National Sportscasters and Sportswriters Association and twice has been named as one of the top beat writers in the country by the Associated Press Sports Editors.

Additionally, Titans Online and its accompanying mobile app deliver daily videos to keep fans up to date on the team. Wyatt, the "Voice of the Titans" **Mike Keith** and broadcast coordinator **Amie Wells** provide daily coverage from Saint Thomas Sports Park and Nissan Stadium.

Fans can follow the Titans throughout the season on the club's social media platforms, including **Facebook** (@titans), **Twitter** (@Titans), **Instagram** (@Titans) and **Snapchat** (nfl itans).

TITANS ON SOCIAL MEDIA

Team Website www.TitansOnline.com
 Mobile Website m.titansonline.com
 Facebook @Titans
 Instagram @Titans
 Snapchat nfltitans
 Twitter @Titans
 YouTube /titans

Follow individual Titans players at their personal accounts:

PLAYER	twitter	Instagram
LB Daren Bates	@DB_5trey	@weslynn_son56
LS Beau Brinkley	@Brinkley86	@brinkley486
LB Jayon Brown	@JayonBrown12	@jayonbrown12
S Kevin Byard	@KB20_Era	@kevinbyard20
OLB Josh Carraway	@JoshuaCarraway	@joshua_carraway
DT Jurrell Casey	@Jurrellc	@tattedmonster99
T Jack Conklin	@jack_conklin78	@jack_conklin78
S Johnathan Cyprien	@cyp	@cyp
WR Corey Davis	@c_davis_81	@coreydavis84
WR Eric Decker	@EricDecker87	@edeck87
OLB Kevin Dodd	@kdodd98	@kdodd_98
WR Harry Douglas	@HDouglas83	@hdouglas83
RB David Fluellen	@DavidFluellenJr	@davidfluellenj
FB Jalston Fowler	@jalstonfowler	
RB Derrick Henry	@KingHenry_2	@last_king_2
CB Adoree' Jackson	@AdoreeKnows	@adoreeknows
WR Darius Jennings	@DariusJennings	@dariusjennings
DL Austin Johnson	@AJohn15	@austinj40
S Denzel Johnson	@DenzelJohnson30	
C/G Ben Jones		@jones60ben
DL DaQuan Jones	@RiDQulous_98	@dqj_90
T/G Dennis Kelly	@DennisKelly67	@denniskelly67
P Brett Kern	@brettkern6	@brettkern6
G Josh Kline	@joshkline64	@jkline64
DL Karl Klug		@karl.klug
G/C Corey Levin	@CoreyLevin62	@coreylevin62
T Taylor Lewan	@TaylorLewan77	@taylorlewan
WR Rishard Matthews	@_RMatthews	@rishardmatthews
CB Brice McCain	@McCain21	@kain21
OLB Derrick Morgan	@dmorg91	@dmorg91

PLAYER	twitter	Instagram
RB Khalfani Muhammad	@KhalfaniM	@khalfani_muhammad
RB DeMarco Murray	@DeMarcoMurray	@demarcomurray
OLB Victor Ochi		@udo.ochi
OLB Brian Orakpo	@rak98	@orakpo98
LB Nate Palmer	@natep4	@natep4
CB Kalan Reed	@kalan_reed11	@k.reed24
DB Curtis Riley	@curtis35riley	@curtis35riley
CB Logan Ryan	@RealLoganRyan	@realloganryan
C Brian Schwenke	@BrianSchwenke	@bschwenke62
S Da'Norris Searcy	@DSearcy_21	@dsearcy_21
TE Tim Semisch	@TDSemisch82	
WR Tajaé Sharpe	@Show19ine	@show19ine
CB LeShaun Sims	@LeShaunSims	
TE Jonnu Smith	@Easymoney_81	@jonnusmith87
CB Tye Smith	@TyeSmithCB	@tyesmith
G Quinton Spain	@quinton_spain	@mr.undrafted
K Ryan Succop	@ryansuccop	@ryansuccop06
TE Phillip Supernaw	@PSupernaw11	@phillipsupernaw
QB Alex Tanney	@AlexTanney	
WR Taywan Taylor	@SilentGrind2	@silentgrind2
S Brynden Trawick	@YoungTrawick_	@bt_riseabove
OLB Erik Walden	@E_Ninety3	@erikwalden_9tre
TE Delanie Walker	@delaniewalker82	@delaniewalker82
OLB Aaron Wallace		@aaronwallace52
QB Brandon Weeden	@bweeden3	@bweeden3
WR/KR Eric Weems	@ericweems	
NT Sylvester Williams	@Sylwi92	
LB Avery Williamson	@AWilliamson54	@awilliamson54
NT Antwaun Woods	@AntwaunWoods_	@antwaunwoods
LB Wesley Woodyard	@WoodDro52	@wooddro52



GAME PREVIEW

TEAM NOTES

PLAYER NOTES

MEDIA

STATISTICS

ROSTERS

GAMEDAY MEDIA INFORMATION

MEDIA RELATIONS CONTACTS

Titans Media Relations (Press Box Seats 1-7): (615) 565-4450
 Robbie Bohren, Senior Director of Media Relations
 Dwight Spradlin, Assistant Director of Media Relations
 Jared Puffer, Media Relations Manager (Field Contact)
 Kim Smith, Media Relations Assistant
 Lindsey Brown, Media Relations Seasonal Assistant (Media Will Call)
 Visiting Team Media Relations (Press Box Seats 29-32): (615) 565-4452

DIRECTIONS TO NISSAN STADIUM

FROM AIRPORT TO NISSAN STADIUM (APPROXIMATELY 15 MINUTES): Take I-40 West toward Nashville/Memphis to I-24 West (before downtown). Exit at James Robertson Parkway (Exit 48). Turn left at first light (Interstate Drive). Turn right on Woodland Street. Nissan Stadium will be on the left. Follow signs to parking lot ("M" lot on northwest corner/river side of stadium).

NISSAN STADIUM MEDIA WILL CALL/MEDIA ENTRANCE

The media will call window and media entrance are located in the northwest corner of Nissan Stadium near Gate 6. The media will call window opens three hours prior to kickoff.

FIELD MEDIA VESTS

All members of the media with field access during the game must wear a media vest. Still and video photographers will be issued tan vests, while team-affiliated video photographers (coaches' shows, etc.) will be issued green vests. All vests must be obtained prior to each game at the vest check-in table in the field level concourse. All vests must be returned at the conclusion of the game to Titans personnel or a designated vest receptacle.

NISSAN STADIUM PRESS BOX INTERNET ACCESS

Wireless internet access is available free of charge in the Nissan Stadium press box. The login information will be available upon arrival in the press box. A limited number of ethernet lines and pool phone lines also are available. Accessing the wireless network works the same in the Nissan Stadium press box as it does in most areas with free connectivity. Titans staff may be able to assist in a limited manner, but you should first contact your company's I.T. department with any questions.

FROM NISSAN STADIUM PRESS BOX TO LOCKER ROOMS

Take the press box elevator (Level 3) to field level (Level 1). The Titans interview room is immediately on the right, and the Titans locker room (blue line) is straight ahead. Turn left and continue straight along the concourse to reach the visiting team's locker room and interview room (white line).

POSTGAME POLICIES

Reporters with press box credentials will be allowed on the field during pre-game activities but not during the game itself. Press box credentials do NOT provide access to the field at the two-minute warning in the fourth quarter. Media will be allowed to gather in the Titans interview room to watch the end of the game or remain in the press box to make the short walk down to the field level at the conclusion of the game. All media members will have field access once all of the players and coaches have exited the field. Interviews with Titans players are not permitted on the field following the game. The press conference will begin approximately 10 minutes following the conclusion of the game and will be held in the interview room across from the Titans locker room. Key players also will be brought to the interview room. The press conference audio will be played live over the press box speakers.

POSTGAME QUOTES

Quotes from each team's head coach and key players will be transcribed and distributed throughout the Nissan Stadium press box following the game. The quotes also will be available at www.TitansOnline.com.

POOL REPORTS

Pool reporters are assigned by the Pro Football Writers of America. They are the only reporters allowed in the officials' locker room. Requests for pool reports must be made in advance. Pool reports will be recorded, transcribed and then distributed in the press box.

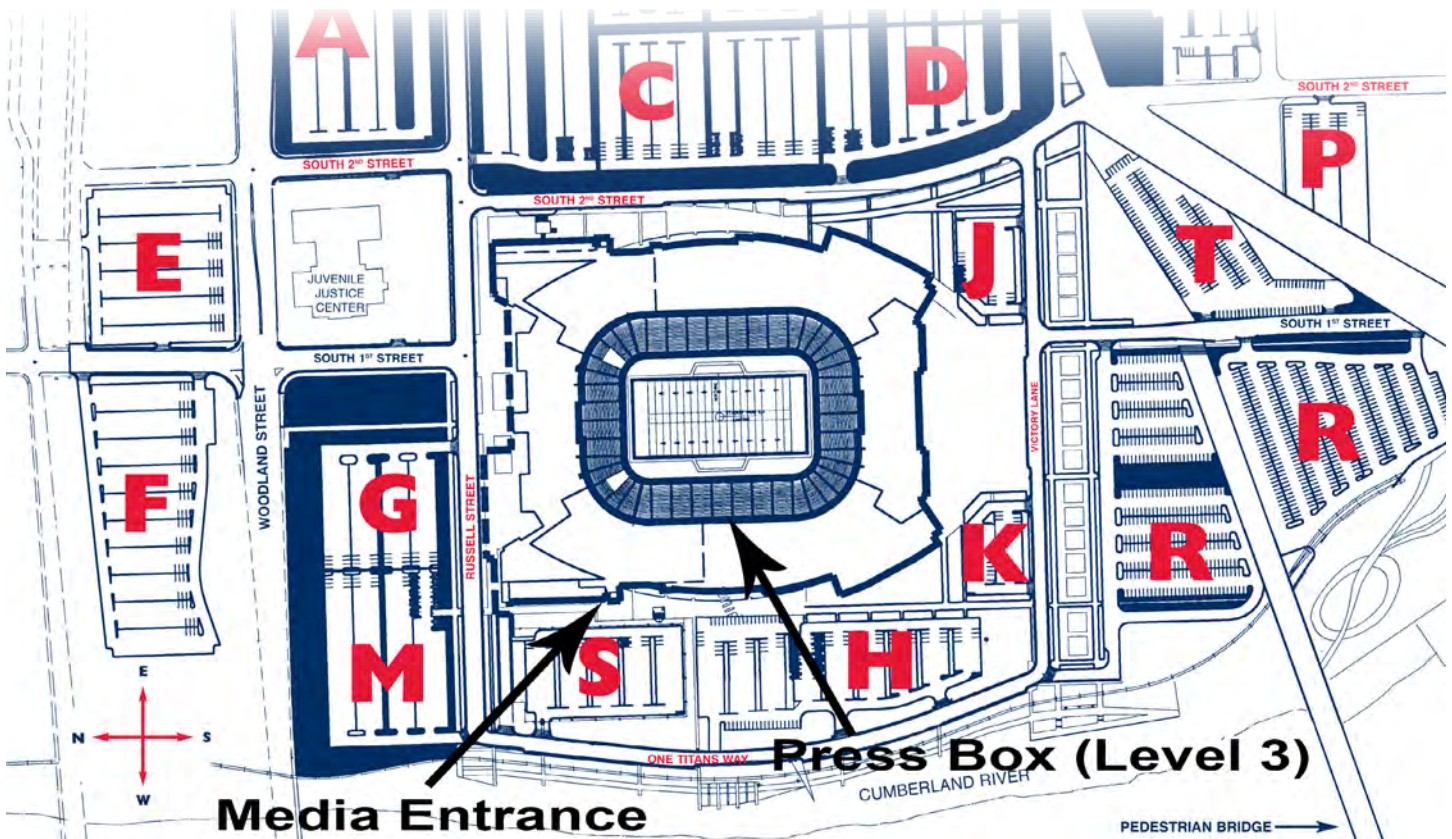
EXITING NISSAN STADIUM

FROM NISSAN STADIUM PRESS BOX TO STADIUM EXIT: Cross the press box catwalk to the third floor lobby. Take the stairs or elevator one floor down to Level 2. Exit through the doors and walk right to get to the "M" lot.

FROM NISSAN STADIUM TO AIRPORT (APPROXIMATELY 15 MINUTES): Take I-24 East toward Chattanooga to I-40 East toward Knoxville. The airport is at Exit 216A.

NISSAN STADIUM PARKING AND MEDIA ENTRANCE

The media will call window and media entrance are located in the northwest corner of Nissan Stadium near Gate 6. The media will call window opens three hours prior to kickoff.



2017 NFL DIVISIONAL STANDINGS

AFC East Team	W	L	T	Pct
New England Patriots	8	2	0	.800
Buffalo Bills	5	5	0	.500
Miami Dolphins	4	6	0	.400
New York Jets	4	6	0	.400

AFC North Team	W	L	T	Pct
Pittsburgh Steelers	8	2	0	.800
Baltimore Ravens	5	5	0	.500
Cincinnati Bengals	4	6	0	.400
Cleveland Browns	0	10	0	.000

AFC South Team	W	L	T	Pct
Jacksonville Jaguars	7	3	0	.700
Tennessee Titans	6	4	0	.600
Houston Texans	4	6	0	.400
Indianapolis Colts	3	7	0	.300

AFC West Team	W	L	T	Pct
Kansas City Chiefs	6	4	0	.600
Los Angeles Chargers	4	6	0	.400
Oakland Raiders	4	6	0	.400
Denver Broncos	3	7	0	.300

NFC East Team	W	L	T	Pct
Philadelphia Eagles	9	1	0	.900
Dallas Cowboys	5	5	0	.500
Washington Redskins	4	6	0	.400
New York Giants	2	8	0	.200

NFC North Team	W	L	T	Pct
Minnesota Vikings	8	2	0	.800
Detroit Lions	6	4	0	.600
Green Bay Packers	5	5	0	.500
Chicago Bears	3	7	0	.300

NFC South Team	W	L	T	Pct
New Orleans Saints	8	2	0	.800
Carolina Panthers	7	3	0	.700
Atlanta Falcons	5	4	0	.556
Tampa Bay Buccaneers	4	6	0	.400

NFC West Team	W	L	T	Pct
Los Angeles Rams	7	3	0	.700
Seattle Seahawks	6	3	0	.667
Arizona Cardinals	4	6	0	.400
San Francisco 49ers	1	9	0	.100

TITANS OFFENSIVE AND DEFENSIVE RANKINGS BY THE WEEK AND BY THE SEASON

Offensive rankings in 2017 by the week based on yardage, followed by yearly rankings since 1999:

2017 Season		NFL Offense			AFC Offense		
Week	Opp.	Tot	Rush	Pass	Tot	Rush	Pass
1	Oak	11	10	9T	5	7	2T
2	at Jax	6	6	16T	4	5	7
3	Sea	5	2	17	3	2	6
4	at Hou	14	6	22	4	5	8
5	at Mia	24	9	28	10	6	12
6	Ind	17	6	25	7	4	10
7	at Cle	18	8T	26	8	4	11
8	Bye	18	9T	26	8	5T	11
9	Bal	20	10	27	9	4	12
10	Cin	18	7	27T	7	3	12T
11	at Pit	20	12	21	8	5	9
12	at Ind						
13	Hou						
14	at Ari						
15	at SF						
16	LAR						
17	Jax						

Final regular season team rankings:							
Titans in 2016	11	3	25	5	2	11	
Titans in 2015	30	25	25T	16	10	14	
Titans in 2014	29	26	22	14	14	11	
Titans in 2013	22	14	21	11	7	11	
Titans in 2012	26	21	22	12	10	11	
Titans in 2011	17	31	12	8	16	5	
Titans in 2010	27	17	25	15	10	13	
Titans in 2009	12	2	23	6	2	10	
Titans in 2008	21	7	27	10	3	12	
Titans in 2007	21	5	27	10	3	14	
Titans in 2006	27	5	30	12	3	15	
Titans in 2005	17	23	9	10	12	5	
Titans in 2004	11	14	10	6	10	5	
Titans in 2003	8	26	5	4	14	3	
Titans in 2002	17	11	20	9	7	11	
Titans in 2001	8	12	8T	5	8	4	
Titans in 2000	14	7	16	8	6	8	
Titans in 1999	13	13	13T	6	9	5T	

Defensive rankings in 2017 by the week based on yardage, followed by yearly rankings since 1999:

2017 Season		NFL Defense			AFC Defense		
Week	Opp.	Tot	Rush	Pass	Tot	Rush	Pass
1	Oak	18	18	16	9	8	9
2	at Jax	22	17	19	11	8	12
3	Sea	27	15	26	13	6	13
4	at Hou	29	21	28	14	8	14
5	at Mia	21	18	23	10	8	13
6	Ind	17	16	19	10	6	10
7	at Cle	16	10	19	9	5	10
8	Bye	16	10	19	8	6	9
9	Bal	17	10	19	8	6	9
10	Cin	17	6	19	8	3	10
11	at Pit	14	5	21	7	2	10
12	at Ind						
13	Hou						
14	at Ari						
15	at SF						
16	LAR						
17	Jax						

Final regular season team rankings:							
Titans in 2016	20	2	30	11	1	16	
Titans in 2015	12	18	7	8	12	3	
Titans in 2014	27	31	15	16	15	9	
Titans in 2013	14	20	11	8	8	6	
Titans in 2012	27	24	26	15	11	14	
Titans in 2011	18T	24	14	11	11	10	
Titans in 2010	26	20	29	13	10	14	
Titans in 2009	28	11T	31	14	5T	16	
Titans in 2008	7	6	9	3	3	4	
Titans in 2007	5	5	10	4	3	9	
Titans in 2006	32	30	27	16	15	15	
Titans in 2005	19	22	17	10	11	7	
Titans in 2004	27	18	26	13	11	12	
Titans in 2003	12	1	30	9	1	15	
Titans in 2002	10	2	25	5	2	13	
Titans in 2001	25	5	31	15	3	16	
Titans in 2000	1	3	1	1	2	1	
Titans in 1999	17	10	25	12	6	15	

GAME PREVIEW

TEAM NOTES

PLAYER NOTES

MEDIA

STATISTICS

ROSTERS

2017 TENNESSEE TITANS REGULAR SEASON STATISTICS

Won 6, Lost 4

Date	W-L	Score	OT	Opponent	Attendance
09/10	L	16-26		Oakland	69,089
09/17	W	37-16		at Jacksonville	61,709
09/24	W	33-27		Seattle	69,127
10/01	L	14-57		at Houston	71,804
10/08	L	10-16		at Miami	65,135
10/16	W	36-22		Indianapolis	63,888
10/22	W	12-9	OT	at Cleveland	59,061
11/05	W	23-20		Baltimore	67,322
11/12	W	24-20		Cincinnati	67,432
11/16	L	17-40		at Pittsburgh	60,703
11/26				at Indianapolis	
12/03				Houston	
12/10				at Arizona	
12/17				at San Francisco	
12/24				L.A. Rams	
12/31				Jacksonville	

Statistic	Tenn.	Opp.
Total First Downs	185	212
Rushing	59	46
Passing	101	151
Penalty	25	15
3rd Down: Made/Att	47/131	42/126
3rd Down Pct.	35.9	33.3
4th Down: Made/Att	2/4	8/13
4th Down Pct.	50.0	61.5
Possession Avg.	30:34	29:26
Total Net Yards	3274	3304
Avg. Per Game	327.4	330.4
Total Plays	624	653
Avg. Per Play	5.2	5.1
Net Yards Rushing	1175	892
Avg. Per Game	117.5	89.2
Total Rushes	275	251
Net Yards Passing	2099	2412
Avg. Per Game	209.9	241.2
Sacked/Yards Lost	25/152	17/109
Gross Yards	2251	2521
Att./Completions	324/201	385/236
Completion Pct.	62.0	61.3
Had Intercepted	12	9
Punts/Average	47/51.9	48/49.9
Net Punting Avg.	47/45.6	48/44.6
Penalties/Yards	60/568	76/605
Fumbles/Ball Lost	5/5	14/5
Touchdowns	22	28
Rushing	13	4
Passing	9	21
Returns	0	3

Score By Periods	Q1	Q2	Q3	Q4	OT	PTS
Team	43	54	64	58	3	222
Opponents	56	58	33	106	0	253

Scoring	TD	Rush	Rec	Ret	K-PAT	FG	S	PTS
Succop	0	0	0	0	21/22	23/27	0	90
Murray	5	4	1	0			0	30
Mariota	4	4	0	0			0	24
Henry	3	3	0	0			0	18
Matthews	3	0	3	0			0	18
J. Smith	2	0	2	0			0	12
Decker	1	0	1	0			0	6
Fowler	1	1	0	0			0	6
Supernaw	1	0	1	0			0	6
Taylor	1	0	1	0			0	6
Walker	1	1	0	0			0	6
Team	22	13	9	0	21/22	23/27	0	222
Opponents	28	4	21	3	22/26	21/21	0	253

2-Pt Conv: TM 0-0, OPP 0-2

Sacks: Morgan 6, Casey 3, Orakpo 2.5, Walden 2, Woodyard 2, Klug 1.5, TM 17, OPP 25 **FUM/Lost**: Cassel 2/2, Davis 1/1, Murray 1/1, Walker 1/1

Passing	Att	Cmp	Yds	Cmp%	Yds/Att	TD	TD%	Int	Int%	Long	Sack/Lost	Rating
Mariota	281	176	2089	62.6	7.43	8	2.8	10	3.6	75t	17/122	79.9
Cassel	42	25	162	59.5	3.86	1	2.4	2	4.8	17	8/30	55.9
Decker	1	0	0	0.0	0.00	0	0.0	0	0.0	---	0/0	39.6
Team	324	201	2251	62.0	6.95	9	2.8	12	3.7	75t	25/152	76.6
Opponents	385	236	2521	61.3	6.55	21	5.5	9	2.3	70t	17/109	88.9

Rushing	No.	Yds	Avg	Long	TD
Murray	117	443	3.8	75t	4
Henry	101	441	4.4	72t	3
Mariota	37	186	5.0	34t	4
Jackson	5	55	11.0	20	0
Taylor	6	30	5.0	17	0
Fluellen	4	21	5.3	10	0
Fowler	2	4	2.0	3t	1
Walker	2	-2	-1.0	1t	1
Matthews	1	-3	-3.0	-3	0
Team	275	1175	4.3	75t	13
Opponents	251	892	3.6	22	4

Receiving	No.	Yds	Avg	Long	TD
Walker	49	550	11.2	42	0
Matthews	41	626	15.3	75t	3
Decker	31	303	9.8	27	1
Murray	28	192	6.9	18	1
Davis	16	176	11.0	23	0
Taylor	13	208	16.0	53t	1
J. Smith	13	127	9.8	32t	2
Henry	6	45	7.5	14	0
Supernaw	3	19	6.3	11t	1
Weems	1	5	5.0	5	0
Team	201	2251	11.2	75t	9
Opponents	236	2521	10.7	70t	21

Interceptions	No.	Yds	Avg	Long	TD
Byard	6	100	16.7	33	0
T. Smith	1	14	14.0	14	0
Searcy	1	8	8.0	8	0
Riley	1	2	2.0	2	0
Team	9	124	13.8	33	0
Opponents	8	115	14.4	26t	2

Punting	No.	Yds	Avg	Net	TB	In	Lg	B
Kern	47	2438	51.9	45.6	5	16	74	0
Team	47	2438	51.9	45.6	5	16	74	0
Opponents	48	2394	49.9	44.6	2	14	64	0

Punt Returns	Ret	FC	Yds	Avg	Long	TD
Jackson	20	6	197	9.9	46	0
Weems	2	0	15	7.5	13	0
Team	22	6	212	9.6	46	0
Opponents	26	5	196	7.5	23	0

Kickoff Returns	No.	Yds	Avg	Long	TD
Jackson	18	378	21.0	48	0
Weems	2	18	9.0	18	0
Decker	1	22	22.0	22	0
Team	21	418	19.9	48	0
Opponents	17	471	27.7	60	0

Field Goals	1-19	20-29	30-39	40-49	50+
Succop	0/0	6/6	3/3	13/15	1/3
Team	0/0	6/6	3/3	13/15	1/3
Opponents	0/0	4/4	4/4	7/7	6/6

Succop: (23G,26G,52G,52N) (40G,41G,26G) (24G,37G, 47G,35G) () (45G) (48G,32G,40G,48G,23G) (43G,23G,46G,53N,47G) (48G) (48N,44G) (48B,44G)
 OPP: (20G,52G,52G,43G) (43G) () (50G,40G,33G) (41G) (36G,25G,52G) (31G,47G,54G) (30G,49G) () (41G,28G, 50G,26G)

2017 TENNESSEE TITANS REGULAR SEASON DEFENSIVE STATISTICS

PLAYER	TACKLES			SACKS		QB		INTERCEPTIONS					FUMBLES		
	Tot	Solo	Asst	Sk	Yds	QB	TFL	No	Yds	Lg	TD	PD	FF	FR	Yds
Woodyard, Wesley	114	69	45	2.0	5.0	9	10	0	0	0	0	4	0	1	0
Williamson, Avery	78	42	36	0.0	0.0	2	1	0	0	0	0	1	1	0	0
Ryan, Logan	52	39	13	0.0	0.0	0	2	0	0	0	0	11	1	0	0
Byard, Kevin	50	36	14	0.0	0.0	2	4	6	100	33	0	15	0	1	6
Jackson, Adoree'	47	41	6	0.0	0.0	0	4	0	0	0	0	16	2	0	0
Brown, Jayon	44	28	16	0.0	0.0	2	1	0	0	0	0	3	0	0	0
Casey, Jurrell	39	33	6	3.0	22.0	17	3	0	0	0	0	0	0	0	0
Orakpo, Brian	38	25	13	2.5	23.0	44	7	0	0	0	0	2	3	0	0
Jones, DaQuan	28	18	10	0.0	0.0	5	0	0	0	0	0	0	0	0	0
Morgan, Derrick	27	18	9	6.0	39.0	37	6	0	0	0	0	1	0	2	0
Walden, Erik	24	15	9	2.0	12.0	15	1	0	0	0	0	0	0	1	0
Searcy, Da'Norris	23	18	5	0.0	0.0	0	1	1	8	8	0	2	0	0	0
Cyprien, Johnathan	23	17	6	0.0	0.0	1	0	0	0	0	0	0	0	0	0
Sims, LeShaun	19	17	2	0.0	0.0	0	1	0	0	0	0	3	1	0	0
Klug, Karl	17	10	7	1.5	8.0	2	0	0	0	0	0	0	0	0	0
Johnson, Austin	15	8	7	0.0	0.0	0	0	0	0	0	0	0	0	0	0
Riley, Curtis	13	8	5	0.0	0.0	1	0	1	2	2	0	1	0	0	0
Williams, Sylvester	11	6	5	0.0	0.0	0	1	0	0	0	0	0	0	0	0
McCain, Brice	6	5	1	0.0	0.0	0	0	0	0	0	0	2	0	0	0
Palmer, Nate	3	1	2	0.0	0.0	0	0	0	0	0	0	0	0	0	0
King, David	2	2	0	0.0	0.0	0	0	0	0	0	0	0	0	0	0
Dodd, Kevin	1	1	0	0.0	0.0	0	0	0	0	0	0	0	0	0	0
Smith, Tye	1	1	0	0.0	0.0	0	0	1	14	14	0	1	0	0	0
Bates, Daren	0	0	0	0.0	0.0	0	0	0	0	0	0	0	0	0	0
Carraway, Josh	0	0	0	0.0	0.0	0	0	0	0	0	0	0	0	0	0
Reed, Kalan	0	0	0	0.0	0.0	0	0	0	0	0	0	0	0	0	0
Trawick, Brynden	0	0	0	0.0	0.0	0	0	0	0	0	0	0	0	0	0
Wallace, Aaron	0	0	0	0.0	0.0	1	0	0	0	0	0	0	0	0	0
Total	675	458	217	17.0	109.0	138	42	9	124	33	0	62	8	5	6

TITANS REGULAR SEASON SPECIAL TEAMS STATISTICS

PLAYER	TACKLES			FUMBLES		BLOCKS		
	Tot	Solo	Asst	FF	FR	PAT	FG	PUNT
Bates, Daren	10	7	3	0	0	0	0	0
Trawick, Brynden	9	5	4	0	0	0	0	0
Sims, LeShaun	7	6	1	0	0	0	0	0
Weems, Eric	7	4	3	0	0	0	0	0
Supernaw, Phillip	6	3	3	0	0	0	0	0
Fluellen, David	5	2	3	0	0	0	0	0
Smith, Tye	3	3	0	0	0	0	0	0
Taylor, Taywan	3	3	0	0	0	0	0	0
McCain, Brice	3	2	1	0	0	0	0	0
Palmer, Nate	3	2	1	0	0	0	0	0
Wallace, Aaron	2	2	0	0	0	0	0	0
Woodyard, Wesley	2	2	0	0	0	0	0	0
Riley, Curtis	2	1	1	0	0	0	0	0
Succop, Ryan	2	1	1	0	0	0	0	0
Brinkley, Beau	1	1	0	0	0	0	0	0
Brown, Jayon	1	0	1	0	0	0	0	0
TEAM TOTALS:	66	44	22	0	0	0	0	0

MISCELLANEOUS STATISTICS

PLAYER	TACKLES			FUMBLES	
	Tot	Solo	Asst	FF	FR
Taylor, Taywan	3	3	0	0	0
Walker, Delanie	3	3	0	0	0
Mariota, Marcus	2	2	0	0	0
Cassel, Matt	1	1	0	0	0
Conklin, Jack	1	1	0	0	0
Matthews, Rishard	1	1	0	0	0
Murray, DeMarco	1	1	0	0	0
TEAM TOTALS:	12	12	0	0	0

Legend:

- Tot Total Tackles
- Solo Unassisted Tackles
- Asst Assisted Tackles
- Sk Quarterback Sacks
- Yds Yards Lost on Sack
- QBPs Quarterback Pressure
- TFL Tackle for Loss
- Int Interceptions
- Yds Interception Return Yards
- TD Interceptions Return Touchdowns
- PD Passes Defensed
- FF Forced Fumble
- FR Fumble Recoveries
- Yds Yards on Fumble Returns

2017 INDIANAPOLIS COLTS STATISTICS



WON 3, LOST 7

09/10 L 9-46	at L.A. Rams	60,128
09/17 L 13-16	OT Arizona	63,137
09/24 W 31-28	Cleveland	63,351
10/01 L 18-46	at Seattle	68,872
10/08 W 26-23	OT San Francisco	65,612
10/16 L 22-36	at Tennessee	63,888
10/22 L 0-27	Jacksonville	63,104
10/29 L 23-24	at Cincinnati	57,901
11/05 W 20-14	at Houston	71,709
11/12 L 17-20	Pittsburgh	66,146
11/26	Tennessee	
12/03	at Jacksonville	
12/10	at Buffalo	
12/14	Denver	
12/23	at Baltimore	
12/31	Houston	

* RUSHING		No.	Yds	Avg	Long	TD
Gore		144	509	3.5	21	2
Mack		59	219	3.7	35	2
Brissett		38	154	4.1	25	3
Turbin		23	53	2.3	7	1
Jones		5	14	2.8	5	0
Ferguson		1	5	5.0	5	0
Rogers		1	3	3.0	3	0
Tolzien		2	2	1.0	3	0
TEAM		273	959	3.5	35	8
OPPONENTS		277	1113	4.0	72t	10

* RECEIVING		No.	Yds	Avg	Long	TD
Doyle		52	450	8.7	21	2
Hilton		36	725	20.1	80t	3
Moncrief		20	338	16.9	60t	2
Gore		18	152	8.4	26	0
Aiken		14	131	9.4	21	0
Mack		12	129	10.8	34	1
Rogers		11	151	13.7	61t	1
B. Williams		9	102	11.3	32	0
Turbin		9	56	6.2	16	0
Bray		3	39	13.0	22	0
Daniels		3	26	8.7	13	0
Hazel		1	1	1.0	1	0
TEAM		188	2300	12.2	80t	9
OPPONENTS		209	2874	13.8	67	15

	Ind.	Opp.
TOTAL FIRST DOWNS	167	208
Rushing	54	55
Passing	97	131
Penalty	16	22
3rd Down: Made/Att	55/144	57/136
3rd Down Pct.	38.2	41.9
4th Down: Made/Att	0/6	4/7
4th Down Pct.	0.0	57.1
POSSESSION AVG.	29:46	30:14
TOTAL NET YARDS	3008	3858
Avg. Per Game	300.8	385.8
Total Plays	624	644
Avg. Per Play	4.8	6.0
NET YARDS RUSHING	959	1113
Avg. Per Game	95.9	111.3
Total Rushes	273	277
NET YARDS PASSING	2049	2745
Avg. Per Game	204.9	274.5
Sacked/Yards Lost	39/251	19/129
Gross Yards	2300	2874
Att./Completions	312/188	348/209
Completion Pct.	60.3	60.1
Had Intercepted	7	8
PUNTS/AVERAGE	58/44.8	45/47.6
NET PUNTING AVG.	58/43.2	45/44.0
PENALTIES/YARDS	67/583	68/603
FUMBLES/BALL LOST	16/5	16/6
TOUCHDOWNS	18	31
Rushing	8	10
Passing	9	15
Returns	1	6

* INTERCEPTIONS		No.	Yds	Avg	Long	TD
Hooker		3	73	24.3	32	0
Melvin		2	28	14.0	21	0
Simon		1	26	26.0	26t	1
Desir		1	0	0.0	0	0
Farley		1	0	0.0	0	0
TEAM		8	127	15.9	32	1
OPPONENTS		7	156	22.3	39t	4

* PUNTING		No.	Yds	Avg	Net	TB	In	Lg	B
Sanchez		57	2600	45.6	43.2	1	20	61	1
TEAM		58	2600	44.8	43.2	1	20	61	1
OPPONENTS		45	2141	47.6	44.0	3	21	61	0

* PUNT RETURNS		Ret	FC	Yds	Avg	Long	TD
Bray		17	8	90	5.3	20	0
Rogers		4	1	17	4.3	17	0
Hogan		0	0	-8	---	-8	0
TEAM		21	9	99	4.7	20	0
OPPONENTS		14	19	76	5.4	29	0

* KICKOFF RETURNS		No.	Yds	Avg	Long	TD
Bray		18	430	23.9	60	0
Mack		2	35	17.5	24	0
TEAM		20	465	23.3	60	0
OPPONENTS		15	277	18.5	40	0

* SCORE BY PERIODS		Q1	Q2	Q3	Q4	OT	PTS	* FIELD GOALS					
								1-19	20-29	30-39	40-49	50+	
TEAM		35	73	40	28	3	179	Vinatieri	0/0	7/7	4/5	3/3	4/4
OPPONENTS		39	70	58	110	3	280	TEAM	0/0	7/7	4/5	3/3	4/4

* SCORING		TD	Ru	Pa	Rt	K-PAT	FG	S	PTS	OPPONENTS												
Vinatieri		0	0	0	0	15/17	18/19	0	69	Vinatieri: (20G,38N)(46G,29G)(33G)(40G)(52G,23G)												
Brissett		3	3	0	0			0	18	38G,51G)(36G,25G,52G)() (29G,33G,29G)(22G,53G)												
Hilton		3	0	3	0			0	18	(48G)												
Mack		3	2	1	0			0	18	OPP: (50G,35G,44G)(27G,40G,42N,30G)() (44G,37N)												
Doyle		2	0	2	0			0	12	(28G,43G,40G)(48G,32G,40G,48G,23G)(42G,33G)(29G,												
Gore		2	2	0	0			0	12	34B)(39N)(41G,37N,33G)												
Moncrief		2	0	2	0			0	12													
Rogers		1	0	1	0			0	6													
Simon		1	0	0	1			0	6													
Turbin		1	1	0	0			0	6													
Hairston		0	0	0	0			1	2													
TEAM		18	8	9	1	15/17	18/19	1	179													
OPPONENTS		31	10	15	6	28/29	20/25	1	280													

2-Pt Conv: TM 0-1, OPP 2-2

SACKS: Sheard 4.5, Simon 3, Anderson 2, Hairston 2, Ridgeway 2, Basham 1, Bostic 1, Hankins 1, Hunt 1, Woods 1, George 0.5, TM 19, OPP 39

FUM/LOST: Brissett 6/2, Doyle 2/2, Gore 2/0, Bond 1/0, Bray 1/0, Hilton 1/1, Hogan 1/0, Mack 1/0, Tolzien 1/0

* PASSING		Att	Cmp	Yds	Cmp%	Yds/Att	TD	TD%	Int	Int%	Long	Sack/Lost	Rating
Brissett		294	179	2172	60.9	7.39	9	3.1	5	1.7	80t	35/ 222	86.7
Tolzien		18	9	128	50.0	7.11	0	0.0	2	11.1	32	4/ 29	33.8
TEAM		312	188	2300	60.3	7.37	9	2.9	7	2.2	80t	39/ 251	83.3
OPPONENTS		348	209	2874	60.1	8.26	15	4.3	8	2.3	67	19/ 129	91.3

GAME PREVIEW

TEAM NOTES

PLAYER NOTES

MEDIA

STATISTICS

ROSTERS

REGULAR SEASON: THE LAST TIME THE TENNESSEE TITANS ...

GAMES WON

WON BY SCORING IN THE LAST TWO MINUTES OF REGULATION

By Titans—DeMarco Murray 7-yard pass from Marcus Mariota with 0:36 remaining, vs. Cincinnati, 11/12/17 (W)

By Opponents—Jack Doyle 7-yard pass from Andrew Luck and Robert Mathis 14-yard fumble return, vs. Indianapolis, 10/23/16 (L)

WON OVERTIME GAME

By Titans—Tennessee 12, at Cleveland 9, 10/22/17 (W)

By Opponents—vs. Arizona 37, Tennessee 34, 12/15/13 (L)

WON BY 20 OR MORE POINTS

By Titans—Tennessee 37, at Jacksonville 16, 9/17/17 (W)

By Opponents—at Pittsburgh 40, Tennessee 17, 11/16/17 (L)

WON BY SHUTOUT

By Titans—Tennessee 31, vs. Dallas 0, 12/25/00 (W)

By Opponents—at Houston 20, Tennessee 0, 11/28/10 (L)

TEAM SCORING

SCORED 50 POINTS

By Titans—*Never in Titans era (since 1999)*

By Oilers—Houston 58, vs. Cleveland 14, 12/9/90 (W)

By Opponents—at Houston 57, Tennessee 14, 10/1/17 (L)

SCORED 40 POINTS

By Titans—Tennessee 47, vs. Green Bay 25, 11/13/16 (W)

By Opponents—at Pittsburgh 40, Tennessee 17, 11/16/17 (L)

SCORED 20 POINTS IN A QUARTER

By Titans—21 points in fourth quarter, vs. Indianapolis, 10/16/17 (W)

By Opponents—20 points in fourth quarter, at Houston, 10/1/17 (L)

SCORED 30 POINTS IN A HALF

By Titans—31 points in second half, at Jacksonville, 9/17/17 (W)

By Opponents—30 points in first half, at Houston, 10/1/17 (L)

SCORED TOUCHDOWNS ON OFFENSE, DEFENSE AND SPECIAL TEAMS

By Titans—One rushing, two interception returns, two punt returns, vs. Jacksonville, 12/30/12 (W)

By Opponents—Four passing, one interception return, two punt returns, at Oakland, 9/29/02 (L)

SCORED A TOUCHDOWN ON FIRST OFFENSIVE POSSESSION

By Titans—DeMarco Murray 2-yard run, vs. Cincinnati, 11/12/17 (W)

By Opponents—Antonio Brown 41-yard reception, at Pittsburgh, 11/16/17 (L)

TEAM YARDAGE TOTALS

500 TOTAL NET YARDS

By Titans—vs. Arizona (532 yards), 11/29/09 (W)

By Opponents—at Denver (551 yards), 12/8/13 (L)

400 TOTAL NET YARDS

By Titans—vs. Cincinnati (416 yards), 11/12/17 (W)

By Opponents—at Houston (445 yards), 10/1/17 (L)

TEAM DEFENSE

HELD OPPONENT WITHOUT A TOUCHDOWN

By Titans—Tennessee 12, at Cleveland 9, 10/22/17 (W)

By Opponents—Tennessee 12, at Cleveland 9, 10/22/17 (W)

HELD OPPONENT TO 200 OR FEWER NET YARDS OF OFFENSE

By Titans—at Miami (178 net yards), 10/8/17 (L)

By Opponents—at Miami (188 net yards), 10/8/17 (L)

HELD OPPONENT TO 50 OR FEWER YARDS RUSHING

By Titans—vs. Houston (46 yards), 1/1/17 (W)

By Opponents—vs. Houston (30 yards), 12/27/15 (L)

HELD OPPONENT TO 100 OR FEWER NET YARDS PASSING

By Titans—at Miami (78 net yards), 10/8/17 (L)

By Opponents—vs. Denver (73 net yards), 12/11/16 (W)

SEVEN OR MORE SACKS BY TEAM

By Titans—vs. Jacksonville (7 sacks), 12/30/12 (W)

By Opponents—at Houston (7 sacks), 11/1/15 (L)

SIX OR MORE SACKS BY TEAM

By Titans—vs. Cleveland (6 sacks), 10/16/16 (W)

By Opponents—at Miami (6 sacks), 10/8/17 (L)

FIVE OR MORE SACKS BY TEAM

By Titans—vs. Green Bay (5 sacks), 11/13/16 (W)

By Opponents—at Pittsburgh (5 sacks), 11/16/17 (L)

FORCED FIVE OR MORE OPPONENT TURNOVERS

By Titans—vs. N.Y. Jets (4 interceptions, 1 fumble), 12/17/12 (W)

By Opponents—at Houston (4 interceptions, 1 fumble), 10/1/17 (L)

FORCED FOUR OR MORE OPPONENT TURNOVERS

By Titans—vs. Houston (2 interceptions, 2 fumbles), 12/29/13 (W)

By Opponents—at Pittsburgh (4 interceptions),

11/16/17 (L)

SPECIAL TEAMS

KICKOFF RETURNED FOR TOUCHDOWN

By Titans—Darius Reynaud (105 yards) vs. Detroit, 9/23/12 (W)

By Opponents—Josh Huff (107 yards) at Philadelphia, 11/23/14 (L)

OPENING KICKOFF RETURNED FOR TOUCHDOWN

By Titans—Derrick Mason (101 yards) at Cincinnati, 11/18/01 (W)

By Opponents—Josh Huff (107 yards) at Philadelphia, 11/23/14 (L)

PUNT RETURNED FOR TOUCHDOWN

By Titans—Darius Reynaud (twice—69 yards and 81 yards) vs. Jacksonville, 12/30/12 (W)

By Opponents—Jakeem Grant (74 yards) at Miami, 10/9/16 (W)

FIELD GOAL BLOCKED

By Titans—Brian Orakpo at New Orleans (Kai Forbath), 11/8/15 (W)

By Opponents—T.J. Watt at Pittsburgh (Ryan Succop), 11/16/17 (L)

FIELD GOAL BLOCKED, RETURNED FOR TD

By Titans—Donald Mitchell (69 yards) at Detroit (Jason Hanson's FG blocked by Henry Ford), 10/21/01 (W)

By Opponents—Rob Morris (68 yards) at Indianapolis (Gary Anderson's FG blocked by Montae Reagor), 12/5/04 (L)

PUNT BLOCKED

By Titans—Tim Shaw vs. Pittsburgh (Drew Butler), 10/11/12 (W)

By Opponents—Tank Carder vs. Cleveland (Brett Kern), 10/5/14 (L)

PUNT BLOCKED AND RETURNED FOR TD

By Titans—Jason McCourty vs. Indianapolis (Pat McAfee's punt blocked by Patrick Bailey and recovered in end zone by McCourty), 10/30/11 (W)

By Opponents—Mike Harris (19 yards) vs. Jacksonville (Brett Kern's punt blocked by Mike Harris), 12/30/12 (W)

FIVE FIELD GOALS

By Titans—Ryan Succop (5) vs. Indianapolis, 10/16/17 (W)

By Opponents—Josh Brown (5) vs. New York Giants, 12/7/14 (L)

FOUR FIELD GOALS

By Titans—Ryan Succop at Cleveland, 10/22/17 (W)

By Opponents—Chris Boswell, at Pittsburgh, 11/16/17 (L)

THREE FIELD GOALS

By Titans—Ryan Succop (4) at Cleveland, 10/22/17 (W)

By Opponents—Chris Boswell (4), at Pittsburgh, 11/16/17 (L)

GAME PREVIEW

TEAM NOTES

PLAYER NOTES

MEDIA

STATISTICS

ROSTERS

REGULAR SEASON: THE LAST TIME THE TENNESSEE TITANS ...

SUCCESSFUL ONSIDE KICK

By Titans—Rob Bironas kicks and Daimion Stafford recovers, vs. Arizona, 12/15/13 (L)
By Opponents—Connor Barth kicks and Adrian Amos recovers, at Chicaco, 11/27/16 (W)

MISSED PAT

By Titans—Ryan Succop vs. Baltimore, 11/5/17 (W)
By Opponents—Randy Bullock, vs. Cincinnati, 11/12/17 (W)

TWO-POINT CONVERSIONS

TWO-POINT CONVERSION MADE

By Titans—Dexter McCluster (pass from Marcus Mariota) at N.Y. Jets, 12/13/15 (L)
By Opponents—Blake Bortles run vs. Jacksonville, 10/27/16 (W)

TWO-POINT CONVERSION FAILED

By Titans—at Kansas City (pass failed), 12/18/16 (W)
By Opponents—vs. Seattle (pass failed), 9/24/17 (W)

INDIVIDUAL OFFENSIVE PERFORMANCES

INDIVIDUAL WITH 200 SCRIMMAGE YARDS

By Titans—Kenny Britt (225 yards) vs. Philadelphia, 10/24/10 (W)
By Opponents—Melvin Gordon (261 yards) at San Diego, 11/6/16 (L)

RUSHING TOUCHDOWN AND RECEIVING TOUCHDOWN

By Titans—DeMarco Murray (two rushing, one receiving) vs. Cincinnati, 11/12/17 (W)
By Opponents—Lamar Miller, at Houston, 10/1/17 (L)

RUSHING TOUCHDOWN AND PASSING TOUCHDOWN

By Titans—Marcus Mariota at Pittsburgh, 11/16/17 (L)
By Opponents—Deshaun Watson, at Houston, 10/1/17 (L)

INDIVIDUAL RUSHING

200 YARDS RUSHING

By Titans—Chris Johnson (228 yards) vs. Jacksonville, 11/1/09 (W)
By Opponents—Le'Veon Bell (204 yards) vs. Pittsburgh, 11/17/14 (L)

150 YARDS RUSHING

By Titans—Chris Johnson (150 yards) at St. Louis, 11/3/13 (W)
By Opponents—Melvin Gordon (196 yards) at San Diego, 11/6/16 (L)

100 YARDS RUSHING

By Titans—Derrick Henry (131 yards) vs. Indianapolis, 10/16/17 (W)
By Opponents—Melvin Gordon (196 yards) at

San Diego, 11/6/16 (L)

CONSECUTIVE 100-YARD RUSHING GAMES

By Titans—DeMarco Murray vs. Indianapolis (107 yards), 10/23/16 (L), vs. Jacksonville (123 yards), 10/27/16 (W)

30 OR MORE CARRIES

By Titans—Chris Johnson (32 att) at New York Giants, 9/26/10 (W)
By Opponents—Melvin Gordon (32 carries) at San Diego, 11/6/16 (L)

RUSHING PLAY OF 80 OR MORE YARDS

By Titans—Marcus Mariota (87 yards) vs. Jacksonville, 12/6/15 (W)
By Opponents—Donald Brown, (80 yards) at Indianapolis, 12/18/11 (L)

RUSHING PLAY OF 50 OR MORE YARDS

By Titans—Derrick Henry (72 yards) vs. Indianapolis, 10/16/17 (W)
By Opponents—Tyreek Hill (68 yards) at Kansas City, 12/18/16 (W)

THREE TOUCHDOWNS RUSHING

By Titans—LenDale White at Kansas City, 10/19/08 (W)
By Opponents—Corey Dillon (4) at Cincinnati, 12/4/97 (L)

TWO TOUCHDOWNS RUSHING

By Titans—DeMarco Murray vs. Cincinnati, 11/12/17 (W)
By Opponents—Frank Gore vs. Indianapolis, 9/27/15 (L)

INDIVIDUAL PASSING

400 YARDS PASSING

By Titans—Ryan Fitzpatrick (402 yards) vs. Arizona, 12/15/13 (L)
By Opponents—Tony Romo (406 yards) at Dallas, 10/10/10 (W)

300 YARDS PASSING

By Titans—Marcus Mariota (306 yards) at Pittsburgh, 11/16/17 (L)
By Opponents—Russell Wilson (373 yards) vs. Seattle, 9/24/17 (W)

CONSECUTIVE 300-YARD PASSING GAMES

By Titans—Matt Hasselbeck vs. Baltimore (358 yards), 9/18/11 (W), vs. Denver (311 yards), 9/25/11 (W)

FIVE TOUCHDOWN PASSES

By Titans—Steve McNair vs. Jacksonville, 12/26/99 (W)
By Opponents—Blake Bortles vs. Jacksonville, 12/6/15 (W)

FOUR TOUCHDOWN PASSES

By Titans—Marcus Mariota vs. Green Bay, 11/13/16 (W)
By Opponents—Ben Roethlisberger at Pittsburgh, 11/16/17 (L)

50 OR MORE PASS ATTEMPTS

By Titans—Zach Mettenberger (51 att) vs.

Houston, 12/27/15 (L)

By Opponents—Joe Flacco (52 att) vs. Baltimore, 11/5/17 (W)

40 OR MORE PASS ATTEMPTS

By Titans—Marcus Mariota (44 att) vs. Cincinnati, 11/12/17 (W)
By Opponents—Ben Roethlisberger (45 att) at Pittsburgh, 11/16/17 (L)

30 OR MORE COMPLETIONS

By Titans—Ryan Fitzpatrick (36 comp) vs. Arizona, 12/15/13 (L)
By Opponents—Ben Roethlisberger (30 comp) at Pittsburgh, 11/16/17 (L)

NO SACKS ALLOWED

By Titans—vs. Seattle, 9/24/17 (W)
By Opponents—at Chicago, 11/27/16 (W)

COMPLETION OF 80 OR MORE YARDS

By Titans—Zach Mettenberger (80 yards) vs. Pittsburgh, 11/17/14, (L)
By Opponents—Andrew Luck (80 yards), vs. Indianapolis, 12/28/14 (L)

COMPLETION OF 50 OR MORE YARDS

By Titans—Marcus Mariota (75 yards) at Pittsburgh, 11/16/17 (L)
By Opponents—Andy Dalton (70 yards) vs. Cincinnati, 11/12/17 (W)

INDIVIDUAL RECEIVING

200 YARDS RECEIVING

By Titans—Kenny Britt (225 yards) vs. Philadelphia, 10/24/10 (W)
By Opponents—DeAndre Hopkins (238 yards) at Houston, 11/30/14 (L)

150 YARDS RECEIVING

By Titans—Delanie Walker (155 yards) at Philadelphia, 11/23/14 (L)
By Opponents—Davante Adams (156 yards) vs. Green Bay, 11/13/16 (W)

100 YARDS RECEIVING

By Titans—Rishard Matthews (113 yards) at Pittsburgh, 11/16/17 (L)
By Opponents—Antonio Brown (144 yards) at Pittsburgh, 11/16/17 (L)

CONSECUTIVE 100-YARD RECEIVING GAMES

By Titans—Nate Washington vs. San Diego (131 yards), 9/22/13 (W), vs. New York Jets (105 yards), 9/29/13 (W)

10 OR MORE RECEPTIONS

By Titans—Delanie Walker (14 rec.) vs. Dallas, 9/14/14 (L)
By Opponents—Antonio Brown (10 rec.) at Pittsburgh, 11/16/17 (L)

RECEPTION OF 80 OR MORE YARDS

By Titans—Nate Washington (80 yards) vs. Pittsburgh, 11/17/14, (L)
By Opponents—Reggie Wayne (80 yards), vs. Indianapolis, 12/28/14 (L)

REGULAR SEASON: THE LAST TIME THE TENNESSEE TITANS ...

RECEPTION OF 50 OR MORE YARDS

By Titans—Rishard Matthews (75 yards) at Pittsburgh, 11/16/17 (L)

By Opponents—A.J. Green (70 yards) vs. Cincinnati, 11/12/17 (W)

THREE TOUCHDOWN RECEPTIONS

By Titans—Kenny Britt vs. Philadelphia, 10/24/10 (W)

By Opponents—Antonio Brown at Pittsburgh, 11/16/17 (L)

TWO TOUCHDOWN RECEPTIONS

By Titans—Rishard Matthews at San Diego, 11/6/16 (L)

By Opponents—Antonio Brown (3) at Pittsburgh, 11/16/17 (L)

COMBINED OFFENSIVE PERFORMANCES BY TEAMMATES

100-YARD RUSHER AND 100-YARD RECEIVER IN A GAME

By Titans—DeMarco Murray (123 rush) and Delanie Walker (124 rec.) vs. Green Bay, 11/13/16 (W)

By Opponents—Chris Ivory (101 ru.) and Brandon Marshall (125 rec.) at New York Jets, 12/13/15 (L)

100-YARD RUSHER, 100-YARD RECEIVER AND 300-YARD PASSER IN A GAME

By Titans—Chris Johnson (154 ru.), Kenny Britt (128 rec.) and Vince Young (387 pass.) vs. Arizona, 11/29/09 (W)

By Opponents—Michael Turner (100 ru.), Rod-

dy White (147 rec.) and Matt Ryan (315 pass.) at Atlanta, 11/20/11 (L)

300-YARD PASSER AND 100-YARD RECEIVER IN A GAME

By Titans—Marcus Mariota (306 pass.) and Rishard Matthews (113 rec.) at Pittsburgh, 11/16/17 (L)

By Opponents—Russell Wilson (373 pass.), Doug Baldwin (105 rec.) vs. Seattle, 9/24/17 (W)

100-YARD RUSHER AND 300-YARD PASSER IN A GAME

By Titans—Marcus Mariota (306 pass.) and Derrick Henry (131 ru.) vs. Indianapolis, 10/16/17 (W)

By Opponents—LeSean McCoy (130 ru.) and Mark Sanchez (307 pass.) at Philadelphia, 11/23/14 (L)

TWO 100-YARD RUSHERS IN A GAME

By Titans—Chris Johnson (125 yards) and LenDale White (106 yards) at Detroit, 11/27/08 (W)

By Opponents—Arian Foster (115 yards) and Ben Tate (104 yards) vs. Houston, 10/23/11 (L)

TWO 100-YARD RECEIVERS IN A GAME

By Titans—Justin Hunter (109 yards) and Kendall Wright (103 yards) at Oakland, 11/24/13 (W)

By Opponents—Emmanuel Sanders (100 yards) and Demaryius Thomas (126 yards) vs. Denver, 12/11/16 (W)

INDIVIDUAL DEFENSE

INTERCEPTION RETURNED FOR TOUCHDOWN

By Titans—Coty Sensabaugh (26 yards) at Tampa Bay, 9/13/15 (W)

By Opponents—John Simon (26 yards) vs. Indianapolis, 10/16/17 (W)

FUMBLE RETURNED FOR TOUCHDOWN

By Titans—DaQuan Jones (0 yards) vs. Houston, 1/1/17 (W)

By Opponents—Reshad Jones (38 yards) at Miami, 10/8/17 (L)

SAFETY SCORED

By Titans—Jets quarterback Geno Smith penalized for intentional grounding in the end zone, vs. N.Y. Jets, 12/14/14 (L)

By Opponents—DeMarco Murray tackled in end zone at Detroit, 9/18/16 (W)

THREE INTERCEPTIONS

By Titans—Kevin Byard (3) at Cleveland, 10/22/17 (W)

By Opponents—Glover Quin (3) at Houston, 11/28/10 (L)

TWO INTERCEPTIONS

By Titans—Kevin Byard (2) vs. Baltimore, 11/5/17 (W)

By Opponents—Andre Hal at Houston, 10/1/17 (L)

THREE SACKS

By Titans—Jason Jones (3.5) vs. Pittsburgh, 12/21/08 (W)

By Opponents—Muhammad Wilkerson at N.Y. Jets, 12/13/15 (L)

POSTSEASON: THE LAST TIME THE TENNESSEE TITANS ...

GAMES WON (PLAYOFFS)

WON BY SCORING IN THE LAST TWO MINUTES OF REGULATION

By Titans—Gary Anderson 46-yard field goal with 0:29 remaining, at Baltimore, 1/3/04 (W)

By Opponents—Matt Stover 43-yard field goal with 0:53 remaining, vs. Baltimore, 1/10/09 (L)

WON OVERTIME GAME

By Titans—Tennessee 34, vs. Pittsburgh 31, 1/11/03 (W)

By Opponents—at Buffalo 41, Houston 38, 1/3/93 (L)

WON BY 20 OR MORE POINTS

By Titans/Oilers—Never Happened

By Opponents—at Cincinnati 41, Houston 14, 1/6/91 (L)

WON BY SHUTOUT

By Titans/Oilers—Never Happened

By Opponents—Never Happened

TEAM SCORING (PLAYOFFS)

SCORED 50 POINTS

By Titans/Oilers—Never Happened

By Opponents—at Oakland 56, Houston 7, 12/21/69 (L)

SCORED 40 POINTS

By Titans/Oilers—Never Happened

By Opponents—at Oakland 41, Tennessee 24, 1/19/03 (L)

SCORED 20 POINTS IN A QUARTER

By Titans—Never in Titans era (since 1999)

By Oilers—21 points in second quarter, at Buffalo, 1/3/93 (L)

By Opponents—21 points in fourth quarter, vs. Kansas City, 1/16/94 (L)

SCORED 30 POINTS IN A HALF

By Titans/Oilers—Never Happened

By Opponents—35 points in second half, at Buffalo, 1/3/93 (L)

SCORED TOUCHDOWNS ON OFFENSE, DEFENSE AND SPECIAL TEAMS

By Titans/Oilers—Never Happened

By Opponents—Never Happened

SCORED A TOUCHDOWN ON FIRST OFFENSIVE POSSESSION

By Titans—Chris Brown 6-yard run, at Baltimore, 1/3/04 (W)

By Opponents—Bethel Johnson 41-yard pass from Tom Brady, at New England, 1/10/04 (L)

TEAM YARDAGE TOTALS (PLAYOFFS)

500 TOTAL NET YARDS

By Titans/Oilers—Never Happened

By Opponents—Never Happened

400 TOTAL NET YARDS

By Titans—vs. Pittsburgh (430 yards), 1/11/03 (W)

By Opponents—vs. St. Louis (436 yards), 1/30/00 (L)

POSTSEASON: THE LAST TIME THE TENNESSEE TITANS ...

TEAM DEFENSE (PLAYOFFS)

HELD OPPONENT WITHOUT A TOUCHDOWN

- By Titans**—Never in Titans era (since 1999)
- By Oilers**—Houston 10, at San Diego 3, 12/24/61 (W)
- By Opponents**—at San Diego 17, Tennessee 6, 1/6/08 (L)

HELD OPPONENT TO 200 OR FEWER NET YARDS OF OFFENSE

- By Titans**—vs. Baltimore (134 net yards), 1/7/01 (L)
- By Opponents**—vs. Buffalo (194 net yards), 1/8/00 (W)

HELD OPPONENT TO 50 OR FEWER YARDS RUSHING

- By Titans**—vs. Baltimore (50 yards), 1/10/09 (L)
- By Opponents**—vs. Kansas City (39 yards), 1/16/94 (L)

HELD OPPONENT TO 100 OR FEWER NET YARDS PASSING

- By Titans**—vs. Buffalo (97 net yards), 1/8/00 (W)
- By Opponents**—vs. Buffalo (55 net yards), 1/8/00 (W)

SEVEN OR MORE SACKS BY TEAM

- By Titans/Oilers**—Never Happened
- By Opponents**—vs. Kansas City (9 sacks), 1/16/94 (L)

SPECIAL TEAMS (PLAYOFFS)

KICKOFF RETURNED FOR TOUCHDOWN

- By Titans**—Derrick Mason (80 yards) at Jacksonville, 1/23/00 (W)
- By Opponents**—Never Happened

RETURNED OPENING KICKOFF FOR TOUCHDOWN

- By Titans/Oilers**—Never Happened
- By Opponents**—Never Happened

PUNT RETURNED FOR TOUCHDOWN

- By Titans/Oilers**—Never Happened
- By Opponents**—Never Happened

FIELD GOAL BLOCKED

- By Titans/Oilers**—Never Happened
- By Opponents**—Richard Seymour at New England (Gary Anderson), 1/10/04 (L)

FIELD GOAL BLOCKED, RETURNED FOR TD

- By Titans/Oilers**—Never Happened
- By Opponents**—Anthony Mitchell (90 yards) vs. Baltimore (Al Del Greco's FG blocked by Keith Washington), 1/7/01 (L)

PUNT BLOCKED

- By Titans**—Chris Coleman vs. Baltimore (Kyle Richardson, twice), 1/7/01 (L)
- By Opponents**—Jerry Olsavsky vs. Pittsburgh (Greg Montgomery), 12/31/89 (L)

PUNT BLOCKED AND RETURNED FOR TD

- By Titans/Oilers**—Never Happened
- By Opponents**—Never Happened

FIVE FIELD GOALS

- By Titans/Oilers**—Never Happened
- By Opponents**—Never Happened

FOUR FIELD GOALS

- By Titans**—Al Del Greco at Indianapolis, 1/16/00 (W)
- By Opponents**—Gary Anderson (OT) vs. Pittsburgh, 12/31/89 (L)

THREE FIELD GOALS

- By Titans**—Al Del Greco (4) at Indianapolis, 1/16/00 (W)
- By Opponents**—Jeff Reed vs. Pittsburgh, 1/11/03 (W)

MISSED PAT

- By Titans/Oilers**—Never Happened
- By Opponents**—David Treadwell (Wide Left) at Denver, 1/4/92 (L)

TWO-POINT CONVERSIONS (PLAYOFFS)

TWO-POINT CONVERSION MADE

- By Titans/Oilers**—Never Happened
- By Opponents**—Plaxico Burress (pass from Hines Ward) vs. Pittsburgh, 1/11/03 (W)

TWO-POINT CONVERSION FAILED

- By Titans**—vs. St. Louis (pass incomplete), 1/30/00 (L)
- By Opponents**—vs. Buffalo (pass incomplete), 1/8/00 (W)

INDIVIDUAL OFFENSIVE PERFORMANCES (PLAYOFFS)

INDIVIDUAL WITH 200 SCRIMMAGE YARDS

- By Titans/Oilers**—Never Happened
- By Opponents**—Never Happened

RUSHING TOUCHDOWN AND RECEIVING TOUCHDOWN

- By Titans**—Never in Titans era (since 1999)
- By Oilers**—Allen Pinkett at Cleveland, 12/24/88 (W)
- By Opponents**—Abner Haynes vs. Dallas Texans, 12/23/62 (L)

RUSHING TOUCHDOWN AND PASSING TOUCHDOWN

- By Titans**—Steve McNair at Oakland, 1/19/03 (L)
- By Opponents**—Rich Gannon at Oakland, 1/19/03 (L)

INDIVIDUAL RUSHING (PLAYOFFS)

200 YARDS RUSHING

- By Titans/Oilers**—Never Happened
- By Opponents**—Never Happened

150 YARDS RUSHING

- By Titans**—Eddie George (162 yards) at Indianapolis, 1/16/00 (W)
- By Opponents**—Paul Lowe (165 yards) vs. Los Angeles Chargers, 1/1/61 (W)

100 YARDS RUSHING

- By Titans**—Eddie George (162 yards) at Indianapolis, 1/16/00 (W)
- By Opponents**—Fred Taylor (110 yards) at Jacksonville, 1/23/00 (W)

CONSECUTIVE 100-YARD RUSHING GAMES

- By Titans**—Eddie George vs. Buffalo (106 yards), 1/8/00 (W), at Indianapolis (162 yards), 1/16/00 (W)

30 OR MORE CARRIES

- By Titans/Oilers**—Never Happened
- By Opponents**—Never Happened

RUSHING PLAY OF 80 OR MORE YARDS

- By Titans/Oilers**—Never Happened
- By Opponents**—Never Happened

RUSHING PLAY OF 50 OR MORE YARDS

- By Titans**—Steve McNair (51 yards) at Jacksonville, 1/23/00 (W)
- By Opponents**—Never Happened

THREE TOUCHDOWNS RUSHING

- By Titans/Oilers**—Never Happened
- By Opponents**—Never Happened

TWO TOUCHDOWNS RUSHING

- By Titans**—Steve McNair at Oakland, 1/19/03 (L)
- By Opponents**—Antwain Smith vs. Buffalo, 1/8/00 (W)

INDIVIDUAL PASSING (PLAYOFFS)

400 YARDS PASSING

- By Titans/Oilers**—Never Happened
- By Opponents**—Kurt Warner (414 yards) vs. St. Louis, 1/30/00 (L)

300 YARDS PASSING

- By Titans**—Steve McNair (338 yards) vs. Pittsburgh, 1/11/03 (W)
- By Opponents**—Kurt Warner (414 yards) vs. St. Louis, 1/30/00 (L)

CONSECUTIVE 300-YARD PASSING GAMES

- Playoffs:
- By Titans/Oilers**—Never Happened

POSTSEASON: THE LAST TIME THE TENNESSEE TITANS ...

FIVE TOUCHDOWN PASSES

By Titans/Oilers—Never Happened
By Opponents—Daryle Lamonica (6) at Oakland, 12/21/69 (L)

FOUR TOUCHDOWN PASSES

By Titans—Never in Titans era (since 1999)
By Oilers—Warren Moon at Buffalo, 1/3/93 (L)
By Opponents—Frank Reich at Buffalo, 1/3/93 (L)

50 OR MORE PASS ATTEMPTS

By Titans—Never in Titans era (since 1999)
By Oilers—Warren Moon (50 att) at Buffalo, 1/3/93 (L)
By Opponents—Never Happened

40 OR MORE PASS ATTEMPTS

By Titans—Kerry Collins (42 att) vs. Baltimore, 1/10/09 (L)
By Opponents—Tom Brady (41 att) at New England, 1/10/04 (L)

30 OR MORE COMPLETIONS

By Titans—Never in Titans era (since 1999)
By Oilers—Warren Moon (32 comp) vs. Kansas City, 1/16/94 (L)

NO SACKS ALLOWED

By Titans—at Baltimore, 1/3/04 (W)
By Opponents—vs. Baltimore, 1/10/09 (L)

COMPLETION OF 80 OR MORE YARDS

By Titans/Oilers—Never Happened
By Opponents—Never Happened

COMPLETION OF 50 OR MORE YARDS

By Titans/Oilers—Never Happened
By Opponents—Trent Dilfer (56 yards) vs. Baltimore, 1/7/01 (L)

INDIVIDUAL RECEIVING (PLAYOFFS)

200 YARDS RECEIVING

By Titans/Oilers—Never Happened
By Opponents—Never Happened

150 YARDS RECEIVING

By Titans/Oilers—Never Happened
By Opponents—Isaac Bruce (162 yards) vs. St. Louis, 1/30/00 (L)

100 YARDS RECEIVING

By Titans—Justin Gage (135 yards) vs. Baltimore, 1/10/09 (L)
By Opponents—Chris Chambers (121 yards) and Vincent Jackson (114) at San Diego, 1/6/08 (L)

CONSECUTIVE 100-YARD RECEIVING GAMES

By Titans—Never in Titans era (since 1999)
By Oilers—Ernest Givins at Denver (111 yards), 1/4/92 (L), at Buffalo (117 yards), 1/3/93 (L)

10 OR MORE RECEPTIONS

By Titans—Justin Gage (11 rec.) vs. Baltimore, 1/10/09 (L)
By Opponents—Never Happened

RECEPTION OF 80 OR MORE YARDS

By Titans/Oilers—Never Happened
By Opponents—Never Happened

RECEPTION OF 50 OR MORE YARDS

By Titans/Oilers—Never Happened
By Opponents—Shannon Sharpe (56 yards) vs. Baltimore, 1/7/01 (L)

THREE TOUCHDOWN RECEPTIONS

By Titans/Oilers—Never Happened
By Opponents—Andre Reed at Buffalo, 1/3/93 (L)

TWO TOUCHDOWN RECEPTIONS

By Titans—Never in Titans era (since 1999)
By Oilers—Haywood Jeffires at Buffalo, 1/3/93 (L)
By Opponents—Hines Ward vs. Pittsburgh, 1/11/03 (W)

COMBINED OFFENSIVE PERFORMANCES BY TEAMMATES (PLAYOFFS)

100-YARD RUSHER AND 100-YARD RECEIVER IN A GAME

By Titans/Oilers—Never Happened
By Opponents—Never Happened

100-YARD RUSHER, 100-YARD RECEIVER AND 300-YARD PASSER IN A GAME

By Titans/Oilers—Never Happened
By Opponents—Never Happened

300-YARD PASSER AND 100-YARD RECEIVER IN A GAME

By Titans—Steve McNair (338 pass.) and Frank Wycheck (123 rec.) vs. Pittsburgh, 1/11/03 (W)
By Opponents—Never Happened

100-YARD RUSHER AND 300-YARD PASSER IN A GAME

By Titans/Oilers—Never Happened
By Opponents—Never Happened

TWO 100-YARD RUSHERS IN A GAME

By Titans/Oilers—Never Happened
By Opponents—Hewritt Dixon (144 yards) and Pete Banaszak (116 yards) at Oakland, 12/31/67 (L)

TWO 100-YARD RECEIVERS IN A GAME

By Titans—Never in Titans era (since 1999)
By Oilers—Mike Barber (112 yards) and Ken Burrough (103 yards) at Miami, 12/24/78 (W)
By Opponents—Chris Chambers (121 yards) and Vincent Jackson (114 yards) at San Diego, 1/6/08 (L)

INDIVIDUAL DEFENSE (PLAYOFFS)

INTERCEPTION RETURNED FOR TOUCHDOWN

By Titans—Never in Titans era (since 1999)
By Oilers—Bubba McDowell (58 yards) at Buffalo, 1/3/93 (L)
By Opponents—Will Demps (56 yards) at Baltimore, 1/3/04 (W)

FUMBLE RETURNED FOR TOUCHDOWN

By Titans/Oilers—Never Happened
By Opponents—Never Happened

SAFETY SCORED

By Titans—Josh Evans and Jason Fisk (sacked Mark Brunell), at Jacksonville, 1/23/00 (W)
By Opponents—Dan Pastorini ran out of the End Zone, at Miami, 12/24/78 (W)

THREE INTERCEPTIONS

By Titans—Never in Titans era (since 1999)
By Oilers—Vernon Perry (4*) at San Diego, 12/29/79 (W)
By Opponents—Never Happened

TWO INTERCEPTIONS

By Titans—Never in Titans era (since 1999)
By Oilers—Bubba McDowell vs. N.Y. Jets, 12/29/91 (W)
By Opponents—Johnny Robinson vs. Dallas Texans, 12/23/62 (L)

THREE SACKS

By Titans—Never in Titans era (since 1999)
By Oilers—Andy Dorris vs. Denver, 12/23/79 (W)
By Opponents—Willie McGinest at New England, 1/10/04 (L)

GAME PREVIEW

TEAM NOTES

PLAYER NOTES

MEDIA

STATISTICS

ROSTERS

LAST TIME IN A SEASON THE TITANS ...

TEAM OFFENSE

- Ranked 1st in Overall Offense — 1990
- Ranked 1st in Rushing Offense — 1967 (AFL)
- Ranked 1st in Passing Offense — 1992

TEAM DEFENSE

- Ranked 1st in Overall Defense — 2000
- Ranked 1st in Rushing Defense — 2003
- Ranked 1st in Passing Defense — 2000

GAMES WON

- 10 Wins — 2008 (13-3)
- 11 Wins — 2008 (13-3)
- 12 Wins — 2008 (13-3)
- 13 Wins — 2008 (13-3)

ADVANCED IN PLAYOFFS

- Wild Card Round — 2008 (Divisional Round)
- Divisional Round — 2008
- Conference Championship — 2002
- Super Bowl — 1999

RUSHING

- 1,000 Yards — DeMarco Murray (1,266), 2016
- 1,500 Yards — Chris Johnson (2,006), 2009
- 2,000 Yards — Chris Johnson (2,006), 2009
- 300 Attempts — Chris Johnson (316), 2010
- 400 Attempts — Eddie George (403), 2000
- 10 Touchdowns — Chris Johnson (11), 2010
- 15 Touchdowns — Lendale White (15), 2008

PASSING

- 3,000 Yards — Marcus Mariota (3,426), 2016
- 3,500 Yards — Matt Hasselbeck (3,571), 2011
- 4,000 Yards — Warren Moon (4,690), 1991
- 400 Attempts — Marcus Mariota (451), 2016
- 500 Attempts — Matt Hasselbeck (518), 2011
- 600 Attempts — Warren Moon (655), 1991
- 20 Touchdowns — Marcus Mariota (26), 2016
- 30 Touchdowns — Warren Moon (33), 1990
- 90.0 Passer Rating — Marcus Mariota (95.6), 2016
- 100.0 Passer Rating — Steve McNair (100.4), 2003

RECEIVING

- 80 Receptions — Delanie Walker (94), 2015
- 90 Receptions — Delanie Walker (94), 2015
- 100 Receptions — Haywood Jeffires (100), 199
- 1,000 Yards — Delanie Walker (1,088), 2015
- 1,500 Yards — Charlie Hennigan (1,546), 1964
- 10 Touchdowns — Drew Bennett (11), 2004
- 15 Touchdowns — Bill Groman (17), 1961

SCORING

- 100 Points — Ryan Succop (105), 2016
- 110 Points — Rob Bironas (116), 2013
- 120 Points — Rob Bironas (121), 2011
- 130 Points — Rob Bironas (133), 2007
- 30 Field Goals — Rob Bironas (35), 2007
- 35 Field Goals — Rob Bironas (35), 2007
- 10 Touchdowns — DeMarco Murray (12), 2016
- 15 Touchdowns — Chris Johnson (16), 2009

DEFENSE

- 7 Interceptions — Michael Griffin (7), 200
- 8 Interceptions — Richard Johnson (8), 1990
- 9 Interceptions — Mike Reinfeldt (12), 1979
- 10 Interceptions — Mike Reinfeldt (12), 1979
- 10 Sacks — Brian Orakpo (10.5), 2016
- 12 Sacks — Jason Babin (12.5), 2010
- 14 Sacks — Jevon Kearse (14.5), 1999
- 150 Tackles — Stephen Tulloch (169) & Michael Griffin (153), 201
- 175 Tackles — Keith Bulluck (180), 2002
- 200 Tackles — Gregg Bingham (212), 1980

TITANS RECORDS AT A GLANCE

Team record holders in major statistical categories

SCORING

- Points (Game) — 30 by Billy Cannon (5 TDs) at N.Y. Titans, 12/10/61
- Points (Season) — 136 by Al Del Greco, 1998
- Points (Career) — 1,060 by Al Del Greco, 1991-00
- Touchdowns (Game) — 5 by Billy Cannon at N.Y. Titans, 12/10/61
- Touchdowns (Season) — 19 by Earl Campbell, 1979
- Touchdowns (Career) — 74 by Eddie George, 1996-03
- Field Goals (Game) — 8 by Rob Bironas at Hou., 10/21/07
- Field Goals (Season) — 36 by Al Del Greco, 1998
- Field Goals (Career) — 246 by Al Del Greco, 1991-00

RUSHING

- Rushing Yards (Game) — 228 by Chris Johnson vs. Jax, 11/1/09
- Rushing Yards (Season) — 2,006 by Chris Johnson, 2009
- Rushing Yards (Career) — 10,009 by Eddie George, 1996-03
- Rushing Touchdowns (Game) — 4 by Earl Campbell vs. Mia., 11/20/78; Lorenzo White vs. Cle., 12/9/90
- Rushing Touchdowns (Season) — 19 by Earl Campbell, 1979
- Rushing Touchdowns (Career) — 73 by Earl Campbell, 1978-84

PASSING

- Passing Yards (Game) — 527 by Warren Moon at K.C., 12/16/90
- Passing Yards (Season) — 4,690 by Warren Moon, 1991
- Passing Yards (Career) — 33,685 by Warren Moon, 1984-93
- Passing Touchdowns (Game) — 7 by George Blanda vs. N.Y. Titans, 11/19/61
- Passing Touchdowns (Season) — 36 by George Blanda, 1961
- Passing Touchdowns (Career) — 196 by Warren Moon, 1984-93
- Passer Rating (Game) — 158.3 by Chris Chandler at Cin., 9/24/95
- Passer Rating (Season) — 100.4 by Steve McNair, 2003
- Passer Rating (Career) — 83.3 by Steve McNair, 1995-05

RECEIVING

- Receptions (Game) — 13 (three times, last by Drew Bennett at Oak., (12/19/04)
- Receptions (Season) — 101 by Charlie Hennigan, 1964
- Receptions (Career) — 542 by Ernest Givins, 1986-94
- Receiving Yards (Game) — 272 by Charlie Hennigan at Bos., 10/13/61
- Receiving Yards (Season) — 1,746 by Charlie Hennigan, 1961
- Receiving Yards (Career) — 7,935 by Ernest Givins, 1986-94
- Receiving Touchdowns (Game) — 3 (17 times, last by Kenny Britt vs. Phi., 10/24/10)
- Receiving Touchdowns (Season) — 17 by Bill Groman, 1961
- Receiving Touchdowns (Career) — 51 by Charlie Hennigan, 1960-66

PUNTING

- Punts (Game) — 11 (twice by Rich Camarillo, last at Pit., 12/3/95)
- Punts (Season) — 96 by Rich Camarillo, 1994
- Punts (Career) — 861 by Craig Hentrich, 1998-09

PUNT RETURNS

- Punt Return Yards (Game) — 160 by Darius Reynaud vs. Jax., 12/30/12
- Punt Return Average (Season) — 15.4 by Billy Johnson, 1977
- Punt Return Average (Career) — 13.2 by Billy Johnson, 1974-80

KICKOFF RETURNS

- Kickoff Return Yards (Game) — 240 by Bobby Jancik at Oak., 12/22/63
- Kickoff Return Average (Season) — 31.3 by Ken Hull, 1960
- Kickoff Return Average (Career) — 26.5 by Bobby Jancik, 1962-67

INTERCEPTIONS

- Interceptions (Game) — 3 (eight times, last by Keith Bulluck at N.O., 9/24/07)
- Interceptions (Season) — 12 by Freddy Glick, 1963; by Mike Reinfeldt, 1979
- Interceptions (Career) — 45 by Jim Norton, 1960-68

SACKS

- Sacks (Game) — 4 (five times, last by William Fuller vs. Pit., 1/28/93)
- Sacks (Season) — 17 by Elvin Bethea, 1973
- Sacks (Career) — 105 by Elvin Bethea, 1968-83

TENNESSEE TITANS 2017 TRANSACTIONS

January 2	Signed G KARIM BARTON , OLB KOURTNEI BROWN , TE JEROME CUNNINGHAM , RB DAVID FLUELLEN , WR JONATHAN KRAUSE , T TYLER MARZ and WR K.J. MAYE to future contracts	July 28	Waived LB JOHNNY RAGIN III ; waived G SEBASTIAN TRETOLA with a non-football injury; waived CB JOHN GREEN from injured reserve; signed free agents G JAKE SIMONICH and OLB ERIK WALDEN
January 4	Signed LB RESHARD CLIETT and TE TIM SEMISCH to future contracts; organization and wide receivers coach BOB BRATKOWSKI and assistant wide receivers coach JASON TUCKER agree to part ways	July 29	Placed WR TAJAÉ SHARPE on reserve/physically unable to perform
January 5	Signed DB TYE SMITH to a future contract	July 30	Signed first-round choice WR COREY DAVIS
January 16	Hired CRAIG AUKERMAN as assistant special teams coach and FRISMAN JACKSON as wide receivers coach	August 6	Waived injured OLB VICTOR OCHI ; signed free agent RB BRANDON RADCLIFF
January 24	Signed DE CAUSHAUD LYONS to a future contract	August 14	Waived K/P JORDAN GAY
February 15	Elevated LUKE STECKEL to assistant wide receivers coach	August 15	Signed free agent LS RYAN DiSALVO
March 8	Terminated vested veteran NT AL WOODS	August 17	Waived injured OLB KOURTNEI BROWN ; signed free agent CB DARRIUS SIMS
March 10	Signed unrestricted free agents QB MATT CASSEL , S JOHNATHAN CYPRIEN and DE KARL KLUG	August 21	Moved WR TAJAÉ SHARPE from Physically Unable to Perform list to active roster; waived DE MEHDI ABDESMAD
March 11	Signed unrestricted free agents LB DAREN BATES , CB LOGAN RYAN and S BRYNDEN TRAWICK	August 24	Waived OLB KOURTNEI BROWN from reserve/injured with an injury settlement
March 13	Signed unrestricted free agents TE PHILLIP SUPERNAW and WR ERIC WEEMS	August 30	Waived injured CB JEREMY BOYKINS and WR MEKALE McKAY
March 14	Signed unrestricted free agent NT SYLVESTER WILLIAMS	September 2	Placed WR TAJAÉ SHARPE and QB ALEX TANNEY on injured reserve; terminated vested veterans CB DEMONTRE HURST , LB JUSTIN STAPLES and WR ERIC WEEMS ; waived CB MANNY ABAD , TE JACE AMARO , DE ANGELO BLACKSON , NT DeANGELO BROWN , TE JEROME CUNNINGHAM , QB TYLER FERGUSON , WR DARIUS JENNINGS , S DENZEL JOHNSON , WR JONATHAN KRAUSE , WR KeVONN MABON , T TYLER MARZ , G JOSUE MATIAS , WR TRE McBRIDE , T STEVEN MOORE , RB KHALFANI MUHAMMAD , WR GIO PASCASCIO , T JONAH PIRSIG , RB BRANDON RADCLIFF , DE CAMERON ROBBINS , T BRAD SEATON , TE TIM SEMISCH , G JAKE SIMONICH , CB DARRIUS SIMS , CB D'JOUN SMITH , C MARK SPELMAN and NT ANTWAUN WOODS ; waived injured FB JOE BACCI , LS RYAN DiSALVO and RB AKEEM JUDD
March 16	Signed unrestricted free agent LB NATE PALMER	September 3	Placed WR HARRY DOUGLAS on injured reserve; signed free agent WR ERIC WEEMS ; signed TE JEROME CUNNINGHAM , QB TYLER FERGUSON , WR DARIUS JENNINGS , S DENZEL JOHNSON , T TYLER MARZ , T STEVEN MOORE , RB KHALFANI MUHAMMAD and NT ANTWAUN WOODS to the practice squad
March 23	Signed unrestricted free agent G/C TIM LELITO	September 4	Terminated vested veteran G/C TIM LELITO ; signed free agent C/G BRIAN SCHWENKE ; signed WR ZACH PASCAL to the practice squad; waived WR MEKALE McKAY from reserve/injured with an injury settlement
March 31	Waived S JOSH AUBREY from reserve/retired list	September 5	Signed CB KENNETH DURDEN to the practice squad; waived CB JEREMY BOYKINS from reserve/injured with an injury settlement
April 3	Signed unrestricted free agent CB DEMONTRE HURST	September 11	Released TE JEROME CUNNINGHAM from the practice squad; signed TE TIM SEMISCH to the practice squad; waived FB JOE BACCI and DE JIMMY STATEN from reserve/injured with injury settlements
April 17	Terminated vested veteran CB JASON McCOURTY ; terminated vested veteran WR ANDRE JOHNSON from the reserve/retired list	September 12	Released T STEVEN MOORE from the practice squad; signed OL CODY WICHMANN to the practice squad
April 25	Placed CB BENNETT OKOTCHA on the reserve/retired list	September 20	Placed OLB AARON WALLACE on injured reserve; signed WR ZACH PASCAL to the active roster from the practice squad; practice squad T TYLER MARZ signed to the Los Angeles Chargers active roster; signed T BRAD SEATON and OLB TONY WASHINGTON JR. from the practice squad
April 27	Drafted WR COREY DAVIS (first round, fifth overall) and CB ADOREE' JACKSON (first round, 18th overall)	September 23	Waived WR ZACH PASCAL ; signed WR DARIUS JENNINGS to the active roster from the practice squad
April 28	Traded a 2017 third-round selection (83rd overall) and a 2017 fourth-round selection (124th overall) to the New England Patriots for a Patriots' 2017 third-round selection (72nd overall) and a Patriots' 2017 sixth-round selection (200th overall); drafted WR TAYWAN TAYLOR (third round, 72nd overall) and TE JONNU SMITH (third round, 100th overall)	September 26	Signed WR ZACH PASCAL to the practice squad
April 29	Traded a 2017 fifth-round selection (164th overall) and a 2017 sixth-round selection (214th overall) to the Philadelphia Eagles for a Eagles' 2017 fifth-round selection (155th overall); drafted LB JAYON BROWN (fifth round, 155th overall); traded a 2017 sixth-round selection (200th overall) to the New York Giants for a Giants' 2017 sixth-round selection (207th overall) and a Giants' 2017 seventh-round selection (241st overall); traded a 2017 sixth-round selection (207th overall) to the Cincinnati Bengals for a Bengals' 2017 sixth-round selection (217th overall) and a Bengals' 2017 seventh-round selection (227th overall); drafted G/C COREY LEVIN (sixth round, 217th overall), OLB JOSH CARRAWAY (seventh round, 227th overall), T BRAD SEATON (seventh round, 236th overall) and RB KHALFANI MUHAMMAD (seventh round, 241st overall)	October 3	Waived OLB JOSH CARRAWAY ; released CB KENNETH DURDEN from the practice squad
May 12	Signed the following undrafted free agents: CB JEREMY BOYKINS , NT DeANGELO BROWN , WR Bra'LON CHERRY , QB TYLER FERGUSON , CB JOHN GREEN , NT RODERICK HENDERSON , LB DENZEL JOHNSON , RB AKEEM JUDD , WR KeVONN MABON , T STEVEN MOORE , WR GIOVANNI PASCASCIO and T JONAH PIRSIG ; signed sixth-round choice G/C COREY LEVIN , seventh-round choice OLB JOSH CARRAWAY , seventh-round choice T BRAD SEATON and RB KHALFANI MUHAMMAD	October 4	Signed free agent QB BRANDON WEEDEN ; signed WR C.J. BOARD to the practice squad
May 15	Waived LB RESHARD CLIETT and NT RODERICK HENDERSON ; signed free agents K/P JORDAN GAY , CB TREVON HARTFIELD , LB JOHNNY RAGIN III , DE CAMERON ROBBINS and DE JIMMY STATEN	October 5	Released OLB TONY WASHINGTON JR. from the practice squad; signed OLB JOSH CARRAWAY to the practice squad
May 17	Signed third-round choice TE JONNU SMITH	October 10	Waived RB AKEEM JUDD from reserve/injured
May 19	Waived WR K.J. MAYE ; signed free agents FB JOE BACCI and WR DARIUS JENNINGS	October 23	Waived LS RYAN DiSALVO from reserve/injured
May 23	Signed first-round choice CB ADOREE' JACKSON	October 24	Released QB TYLER FERGUSON from the practice squad; signed DE JULIUS WARMSLEY to the practice squad
May 24	Signed fifth-round choice LB JAYON BROWN	November 9	Released T BRAD SEATON from the practice squad; signed T TYLER MARZ to the practice squad
June 5	Waived G KARIM BARTON ; signed free agent C MARK SPELMAN ; signed third-round choice WR TAYWAN TAYLOR		
June 6	Waived injured CB JOHN GREEN ; signed free agent WR MEKALE McKAY		
June 13	Waived CB TREVON HARTFIELD and DE CAUSHAUD LYONS ; signed free agents CB MANNY ABAD and OLB VICTOR OCHI		
June 19	Waived WR Bra'LON CHERRY ; signed free agent WR ERIC		

TENNESSEE TITANS UNOFFICIAL DEPTH CHART

OFFENSE

WR	18	Rishard Matthews	<u>13</u>	<u>Taywan Taylor</u>	14	Eric Weems
TE	82	Delanie Walker	89	Phillip Supernaw	<u>81</u>	<u>Jonnu Smith</u>
LT	77	Taylor Lewan	71	Dennis Kelly		
LG	67	Quinton Spain	<u>61</u>	<u>Corey Levin</u>		
C	60	Ben Jones	62	Brian Schwenke		
RG	64	Josh Kline	<u>61</u>	<u>Corey Levin</u>		
RT	78	Jack Conklin	71	Dennis Kelly		
WR	<u>84</u>	<u>Corey Davis</u>	87	Eric Decker	15	Darius Jennings
QB	8	Marcus Mariota	16	Matt Cassel	3	Brandon Weeden
FB	45	Jalston Fowler				
RB	29	DeMarco Murray	22	Derrick Henry	32	David Fluellen

DEFENSE

DE	90	DaQuan Jones	95	David King		
NT	96	Sylvester Williams	94	Austin Johnson		
DT	99	Jurrell Casey	97	Karl Klug		
OLB	91	Derrick Morgan	92	Kevin Dodd		
ILB	59	Wesley Woodyard	<u>55</u>	<u>Jayon Brown</u>		
ILB	54	Avery Williamson	50	Nate Palmer	53	Daren Bates
OLB	98	Brian Orakpo	93	Erik Walden		
CB	<u>25</u>	<u>Adoree' Jackson</u>	36	LeShaun Sims	24	Kalan Reed
SS	37	Johnathan Cyprien	21	Da'Norris Searcy		
FS	31	Kevin Byard	35	Curtis Riley	41	Brynden Trawick
CB	26	Logan Ryan	23	Brice McCain	33	Tye Smith

SPECIAL TEAMS

K	4	Ryan Succop	6	Brett Kern		
KO	4	Ryan Succop	6	Brett Kern		
P	6	Brett Kern	4	Ryan Succop		
H	6	Brett Kern	16	Matt Cassel		
PR	<u>25</u>	<u>Adoree' Jackson</u>	14	Eric Weems		
KOR	<u>25</u>	<u>Adoree' Jackson</u>	14	Eric Weems		
LS	48	Beau Brinkley	60	Ben Jones	<u>81</u>	<u>Jonnu Smith</u>

As of Nov. 19, 2017
Rookies are underlined

TITANS PRONUNCIATION GUIDE

Kevin BYARD (BY-urd); **Johnathan CYPRIEN** (SIP-ree-en); **DAQUAN Jones** (Day-QUAN); **Karl KLUG** (KLOOG); **Corey LEVIN** (LEH-vin); **Taylor LEWAN** (leh-WAHN); **Marcus MARIOTA** (MAR-ee-OH-tah); **KALAN Reed** (KAY-lin); **JONNU Smith** (JAH-new); **Ryan SUCCOP** (SUCK-up); **Brynden TRAWICK** (TRAH-wick)



CLICK FOR AUDIO PRONUNCIATION GUIDE

TENNESSEE TITANS ROSTER BY EXPERIENCE

<u>13TH YEAR</u>		<u>6TH YEAR</u>		<u>3RD YEAR</u>		<u>ROOKIE DRAFT PICKS</u>	
Matt Cassel	QB	Beau Brinkley	LS	Jalston Fowler	FB	Jayon Brown	LB
		Ben Jones	C	Marcus Mariota	QB	Corey Davis	WR
<u>12TH YEAR</u>		Dennis Kelly	G/T	Curtis Riley	DB	Adoree' Jackson	CB
Delanie Walker	TE	Brandon Weeden	QB	Quinton Spain	G	Corey Levin	G/C
		Rishard Matthews	WR			Jonnu Smith	TE
						Taywan Taylor	WR
<u>10TH YEAR</u>		<u>5TH YEAR</u>		<u>2ND YEAR</u>		<u>ROOKIE FREE AGENTS</u>	
Harry Douglas (IR)	WR	Daren Bates	LB	Kevin Byard	S	None	
Brett Kern	P	Johnathan Cyprien	S	Jack Conklin	T		
Erik Walden	OLB	Josh Kline	G	Kevin Dodd	OLB		
Eric Weems	WR/KR	Nate Palmer	LB	Derrick Henry	RB		
Wesley Woodyard	LB	Nate Palmer	LB	Austin Johnson	DL	As of Nov. 19, 2017	
		Logan Ryan	CB	David King	DE		
		Brian Schwenke	C/G	Victor Ochi (IR)	OLB		
<u>9TH YEAR</u>		Brynden Trawick	S	Tajae Sharpe (IR)	WR		
Brice McCain	CB	Sylvester Williams	NT	LeShaun Sims	CB		
Brian Orakpo	OLB			Tye Smith	CB		
Ryan Succop	K	<u>4TH YEAR</u>		Alex Tanney (IR)	QB		
		DaQuan Jones	DL	Aaron Wallace (IR)	OLB		
		Taylor Lewan	T				
<u>8TH YEAR</u>		Phillip Supernaw	TE	<u>1ST YEAR</u>			
Eric Decker	WR	Avery Williamson	LB	David Fluellen	RB		
Derrick Morgan	OLB			Darius Jennings	WR		
				Kalan Reed	CB		
<u>7TH YEAR</u>							
Jurrell Casey	DT						
Karl Klug	DL						
DeMarco Murray	RB						
Da'Norris Searcy	S						

TENNESSEE TITANS ROSTER BY DRAFT ROUND

<u>ROUND 1</u>			<u>ROUND 5</u>			<u>UNDRAFTED</u>		
Player	Pos.	Year	Player	Pos.	Year	Player	Pos.	Year
Corey Davis	WR	2017	Jayon Brown	LB	2017	Victor Ochi (IR)	OLB	2016 (Bal)
Adoree' Jackson	CB	2017	Tajae Sharpe (IR)	WR	2016	Darius Jennings	WR	2015 (Cle)
Jack Conklin	T	2016	LeShaun Sims	CB	2016	Curtis Riley	DB	2015
Marcus Mariota	QB	2015	Tye Smith	CB	2015 (Sea)	Quinton Spain	G	2015
Taylor Lewan	T	2014	Avery Williamson	LB	2014	David Fluellen	RB	2014 (Phi)
Sylvester Williams	NT	2013 (Den)	Dennis Kelly	G/T	2012 (Phi)	Daren Bates	LB	2013 (StL)
Brandon Weeden	QB	2012 (Cle)	Karl Klug	DE	2011	Josh Kline	G	2013 (NE)
Derrick Morgan	OLB	2010	<u>ROUND 6</u>			Brynden Trawick	S	2013 (Bal)
Brian Orakpo	OLB	2009 (Was)	Player	Pos.	Year	Beau Brinkley	LS	2012
<u>ROUND 2</u>			Corey Levin	G/C	2017	Phillip Supernaw	TE	2012 (Hou)
Player	Pos.	Year	Nate Palmer	LB	2013 (GB)	Alex Tanney (IR)	QB	2012 (KC)
Kevin Dodd	OLB	2016	Brice McCain	CB	2009 (Hou)	Brett Kern	P	2008 (Den)
Derrick Henry	RB	2016	Erik Walden	OLB	2008 (Dal)	Wesley Woodyard	LB	2008 (Den)
Austin Johnson	DL	2016	Delanie Walker	TE	2006 (SF)	Eric Weems	WR/KR	2007 (Atl)
Johnathan Cyprien	S	2013 (Jax)	<u>ROUND 7</u>					
<u>ROUND 3</u>			Player	Pos.	Year			
Player	Pos.	Year	Kalan Reed	CB	2016			
Jonnu Smith	TE	2017	Aaron Wallace (IR)	OLB	2016			
Taywan Taylor	WR	2017	David King	DE	2013 (Phi)			
Kevin Byard	S	2016	Rishard Matthews	WR	2012 (Mia)			
Logan Ryan	CB	2013 (NE)	Ryan Succop	K	2009 (KC)			
Jurrell Casey	DT	2011	Matt Cassel	QB	2005 (NE)			
DeMarco Murray	RB	2011 (Dal)						
Eric Decker	WR	2010 (Den)						
Harry Douglas (IR)	WR	2008 (Atl)						
<u>ROUND 4</u>								
Player	Pos.	Year						
Jalston Fowler	FB	2015						
DaQuan Jones	DL	2014						
Brian Schwenke	C/G	2013						
Ben Jones	C	2012 (Hou)						
Da'Norris Searcy	S	2011 (Buf)						

As of Nov. 19, 2017

HOW THE TENNESSEE TITANS WERE BUILT

YEAR	DRAFTEES (21)	FREE AGENTS (26)	TRADES/WAIVERS (6)
2017	WR Corey Davis (1a) CB Adoree' Jackson (1b) WR Taywan Taylor (3a) TE Jonnu Smith (3b) LB Jayon Brown (5) G/C Corey Levin (6)	CB Tye Smith (FA) LB Daren Bates (UFA-OAK) S Johnathan Cyprien (UFA-JAX) S Brynden Trawick (UFA-OAK) CB Logan Ryan (UFA-NE) WR Eric Weems (UFA-ATL) NT Sylvester Williams (UFA-DEN) WR Eric Decker (FA) OLB Erik Walden (FA) C/G Brian Schwenke (FA) WR Darius Jennings (FA) QB Brandon Weeden (FA)	DE David King (T-KC)
2016	T Jack Conklin (1) OLB Kevin Dodd (2a) DL Austin Johnson (2b) RB Derrick Henry (2c) S Kevin Byard (3) CB LeShaun Sims (5b) CB Kalan Reed (7b)	CB Brice McCain (FA) C Ben Jones (UFA-HOU) QB Matt Cassel (UFA-DAL) WR Rishard Matthews (UFA-MIA)	RB DeMarco Murray (T-PHI) LB Nate Palmer (W-GB) G/T Dennis Kelly (T-PHI) G Josh Kline (W-NE)
2015	QB Marcus Mariota (1) FB Jalston Fowler (4b)	S Da'Norris Searcy (UFA-BUF) OLB Brian Orakpo (UFA-WAS) G Quinton Spain (FA) TE Phillip Supernaw (FA) DB Curtis Riley (FA) RB David Fluellen (FA)	
2014	T Taylor Lewan (1) DL DaQuan Jones (4a) LB Avery Williamson (5)	LB Wesley Woodyard (UFA-DEN) K Ryan Succop (FA)	
2013		TE Delanie Walker (UFA-SF)	
2012		LS Beau Brinkley (FA)	
2011	DT Jurrell Casey (3) DL Karl Klug (5)		
2010	OLB Derrick Morgan (1)		
2009			P Brett Kern (W-DEN)

As of Nov. 19, 2017

TENNESSEE TITANS POSITIONAL ROSTER - OFFENSE

QUARTERBACKS (3)

16	Cassel, Matt	QB	6-4	228	5/17/82	13	Southern California	Northridge, Calif.	UFA (DAL)-'16
8	Mariota, Marcus	QB	6-4	222	10/30/93	3	Oregon	Honolulu, Hawaii	D1-'15
3	Weeden, Brandon	QB	6-3	230	10/14/83	6	Oklahoma State	Oklahoma City, Okla.	FA-'17

RUNNING BACKS/FULLBACKS (4)

32	Fluellen, David	RB	5-11	224	1/28/92	1	Toledo	Lockport, N.Y.	FA-'15
45	Fowler, Jalston	FB	5-11	254	7/26/90	3	Alabama	Mobile, Ala.	D4b-'15
22	Henry, Derrick	RB	6-3	247	1/4/94	2	Alabama	Yulee, Fla.	D2c-'16
29	Murray, DeMarco	RB	6-1	220	2/12/88	7	Oklahoma	Las Vegas, Nev.	T (PHI)-'16

WIDE RECEIVERS (6)

84	Davis, Corey	WR	6-3	209	1/11/95	R	Western Michigan	Wheaton, Ill.	D1a-'17
87	Decker, Eric	WR	6-3	214	3/15/87	8	Minnesota	Cold Spring, Minn.	FA-'17
15	Jennings, Darius	WR	5-10	180	6/28/92	1	Virginia	Baltimore, Md.	FA-'17
18	Matthews, Rishard	WR	6-0	217	10/12/89	6	Nevada	Santa Ana, Calif.	UFA (MIA)-'16
13	Taylor, Taywan	WR	5-11	203	3/2/95	R	Western Kentucky	Louisville, Ky.	D3a-'17
14	Weems, Eric	WR	5-9	195	7/4/85	10	Bethune-Cookman	Ormond Beach, Fla.	UFA (ATL)-'17

TIGHT ENDS (3)

81	Smith, Jonnu	TE	6-3	248	8/22/95	R	Florida International	Ocala, Fla.	D3b-'17
89	Supernaw, Phillip	TE	6-5	255	1/30/90	4	Ouachita Baptist	Katy, Texas	FA-'15
82	Walker, Delanie	TE	6-2	248	8/12/84	12	Central Missouri	Pomona, Calif.	UFA (SF)-'13

CENTERS (2)

60	Jones, Ben	C	6-3	308	7/2/89	6	Georgia	Brent, Ala.	UFA (HOU)-'16
62	Schwenke, Brian	C/G	6-3	318	3/22/91	5	California	Oceanside, Calif.	D4-'13

GUARDS (3)

64	Kline, Josh	G	6-3	300	12/29/89	5	Kent State	Mason, Ohio	W (NE)-'16
61	Levin, Corey	G/C	6-4	307	8/12/94	R	Chattanooga	Dacula, Ga.	D6-'17
67	Spain, Quinton	G	6-4	330	8/7/91	3	West Virginia	Petersburg, Va.	FA-'15

TACKLES (3)

78	Conklin, Jack	T	6-6	308	8/17/94	2	Michigan State	Plainwell, Mich.	D1-'16
71	Kelly, Dennis	G/T	6-8	321	1/16/90	6	Purdue	Chicago Heights, Ill.	T (PHI)-'16
77	Lewan, Taylor	T	6-7	309	7/22/91	4	Michigan	Cave Creek, Ariz.	D1-'14

LONG SNAPPER (1)

48	Brinkley, Beau	LS	6-4	260	1/25/90	6	Missouri	Kearney, Mo.	FA-'12
----	----------------	----	-----	-----	---------	---	----------	--------------	--------

PLACEKICKERS (1)

4	Succop, Ryan	K	6-2	218	9/19/86	9	South Carolina	Hickory, N.C.	FA-'14
---	--------------	---	-----	-----	---------	---	----------------	---------------	--------

As of Nov. 19, 2017

TENNESSEE TITANS POSITIONAL ROSTER - DEFENSE

DEFENSIVE LINEMEN (6)

99	Casey, Jurrell	DT	6-1	305	12/5/89	7	Southern California	Long Beach, Calif.	D3-'11
94	Johnson, Austin	DL	6-4	314	5/8/94	2	Penn State	Galloway, N.J.	D2b-'16
90	Jones, DaQuan	DL	6-4	322	12/27/91	4	Penn State	Johnson City, N.Y.	D4a-'14
95	King, David	DE	6-4	281	12/27/89	2	Oklahoma	Houston, Texas	T (KC)-'17
97	Klug, Karl	DL	6-3	278	3/31/88	7	Iowa	Caledonia, Minn.	D5-'11
96	Williams, Sylvester	NT	6-2	313	11/21/88	5	North Carolina	Jefferson City, Mo.	UFA (DEN)-'17

LINEBACKERS (10)

53	Bates, Daren	LB	5-11	225	11/27/90	5	Auburn	Olive Branch, Miss.	UFA (OAK)-'17
55	Brown, Jayon	LB	6-0	226	2/26/95	R	UCLA	Long Beach, Calif.	D5-'17
92	Dodd, Kevin	OLB	6-5	277	7/14/92	2	Clemson	Greenville, S.C.	D2a-'16
91	Morgan, Derrick	OLB	6-4	261	1/6/89	8	Georgia Tech	Coatesville, Pa.	D1-'10
98	Orakpo, Brian	OLB	6-4	257	7/31/86	9	Texas	Houston, Texas	UFA (WAS)-'15
50	Palmer, Nate	LB	6-2	248	9/23/89	5	Illinois State	Chicago, Ill.	W (GB)-'16
93	Walden, Erik	OLB	6-2	250	8/21/85	10	Middle Tennessee State	Dublin, Ga.	FA-'17
54	Williamson, Avery	LB	6-1	246	3/9/92	4	Kentucky	Milan, Tenn.	D5-'14
59	Woodyard, Wesley	LB	6-0	233	7/21/86	10	Kentucky	LaGrange, Ga.	UFA (DEN)-'14

CORNERBACKS (6)

25	Jackson, Adoree'	CB	5-11	185	9/18/95	R	Southern California	East St. Louis, Ill.	D1b-'17
23	McCain, Brice	CB	5-9	190	12/10/86	9	Utah	Terrell, Texas	FA-'16
24	Reed, Kalan	CB	5-11	192	12/29/93	1	Southern Mississippi	Birmingham, Ala.	D7b-'16
26	Ryan, Logan	CB	5-11	195	2/9/91	5	Rutgers	Voorhees, N.J.	UFA (NE)-'17
36	Sims, LeShaun	CB	6-0	203	9/18/93	2	Southern Utah	Las Vegas, Nev.	D5b-'16
33	Smith, Tye	CB	6-0	195	5/3/93	2	Towson	Raleigh, N.C.	FA-'17

SAFETIES (5)

31	Byard, Kevin	S	5-11	212	8/17/93	2	Middle Tennessee State	Lithonia, Ga.	D3-'16
37	Cyprien, Johnathan	S	6-0	223	7/29/90	5	Florida International	North Miami Beach, Fla.	UFA (JAX)-'17
35	Riley, Curtis	DB	6-0	190	7/18/92	3	Fresno State	Orlando, Fla.	FA-'15
21	Searcy, Da'Norris	S	5-11	207	11/16/88	7	North Carolina	Decatur, Ga.	UFA (BUF)-'15
41	Trawick, Brynden	S	6-2	225	10/23/89	5	Troy	Marietta, Ga.	UFA (OAK)-'17

PUNTERS (1)

6	Kern, Brett	P	6-2	214	2/17/86	10	Toledo	Grand Island, N.Y.	W (DEN)-'09
---	-------------	---	-----	-----	---------	----	--------	--------------------	-------------

As of Nov. 19, 2017

GAME PREVIEW

TEAM NOTES

PLAYER NOTES

MEDIA

STATISTICS

ROSTERS

TENNESSEE TITANS ALPHABETICAL ROSTER

NO.	NAME	POS.	HT.	WT.	BIRTHDATE	EXP.	COLLEGE	HOMETOWN	ACQUIRED
53	Bates, Daren	LB	5-11	225	11/27/90	5	Auburn	Olive Branch, Miss.	UFA (OAK)-17
48	Brinkley, Beau	LS	6-4	260	1/25/90	6	Missouri	Kearney, Mo.	FA-'12
55	Brown, Jayon	LB	6-0	226	2/26/95	R	UCLA	Long Beach, Calif.	D5-'17
31	Byard, Kevin	S	5-11	212	8/17/93	2	Middle Tennessee State	Lithonia, Ga.	D3-'16
99	Casey, Jurrell	DT	6-1	305	12/5/89	7	Southern California	Long Beach, Calif.	D3-'11
16	Cassel, Matt	QB	6-4	228	5/17/82	13	Southern California	Northridge, Calif.	UFA (DAL)-16
78	Conklin, Jack	T	6-6	308	8/17/94	2	Michigan State	Plainwell, Mich.	D1-'16
37	Cyprien, Johnathan	S	6-0	223	7/29/90	5	Florida International	North Miami Beach, Fla.	UFA (JAX)-17
84	Davis, Corey	WR	6-3	209	1/11/95	R	Western Michigan	Wheaton, Ill.	D1a-'17
87	Decker, Eric	WR	6-3	214	3/15/87	8	Minnesota	Cold Spring, Minn.	FA-'17
92	Dodd, Kevin	OLB	6-5	277	7/14/92	2	Clemson	Greenville, S.C.	D2a-'16
32	Fluellen, David	RB	5-11	224	1/28/92	1	Toledo	Lockport, N.Y.	FA-'15
45	Fowler, Jalston	FB	5-11	254	7/26/90	3	Alabama	Mobile, Ala.	D4b-'15
22	Henry, Derrick	RB	6-3	247	1/4/94	2	Alabama	Yulee, Fla.	D2c-'16
25	Jackson, Adoree'	CB	5-11	185	9/18/95	R	Southern California	East St. Louis, Ill.	D1b-'17
15	Jennings, Darius	WR	5-10	180	6/28/92	1	Virginia	Baltimore, Md.	FA-'17
94	Johnson, Austin	DL	6-4	314	5/8/94	2	Penn State	Galloway, N.J.	D2b-'16
60	Jones, Ben	C	6-3	308	7/2/89	6	Georgia	Brent, Ala.	UFA (HOU)-16
90	Jones, DaQuan	DL	6-4	322	12/27/91	4	Penn State	Johnson City, N.Y.	D4a-'14
71	Kelly, Dennis	G/T	6-8	321	1/16/90	6	Purdue	Chicago Heights, Ill.	T (PHI)-16
6	Kern, Brett	P	6-2	214	2/17/86	10	Toledo	Grand Island, N.Y.	W (DEN)-09
95	King, David	DE	6-4	281	12/27/89	2	Oklahoma	Houston, Texas	T (KC)-17
64	Kline, Josh	G	6-3	300	12/29/89	5	Kent State	Mason, Ohio	W (NE)-16
97	Klug, Karl	DL	6-3	278	3/31/88	7	Iowa	Caledonia, Minn.	D5-'11
61	Levin, Corey	G/C	6-4	307	8/12/94	R	Chattanooga	Dacula, Ga.	D6-'17
77	Lewan, Taylor	T	6-7	309	7/22/91	4	Michigan	Cave Creek, Ariz.	D1-'14
8	Mariota, Marcus	QB	6-4	222	10/30/93	3	Oregon	Honolulu, Hawaii	D1-'15
18	Mathews, Rishard	WR	6-0	217	10/12/89	6	Nevada	Santa Ana, Calif.	UFA (MIA)-16
23	McCain, Brice	CB	5-9	190	12/10/86	9	Utah	Terrell, Texas	FA-'16
91	Morgan, Derrick	OLB	6-4	261	1/6/89	8	Georgia Tech	Coatesville, Pa.	D1-'10
29	Murray, DeMarco	RB	6-1	220	2/12/88	7	Oklahoma	Las Vegas, Nev.	T (PHI)-16
98	Orakpo, Brian	OLB	6-4	257	7/31/86	9	Texas	Houston, Texas	UFA (WAS)-15
50	Palmer, Nate	LB	6-2	248	9/23/89	5	Illinois State	Chicago, Ill.	W (GB)-16
24	Reed, Kalan	CB	5-11	192	12/29/93	1	Southern Mississippi	Birmingham, Ala.	D7b-'16
35	Riley, Curtis	DB	6-0	190	7/18/92	3	Fresno State	Orlando, Fla.	FA-'15
26	Ryan, Logan	CB	5-11	195	2/9/91	5	Rutgers	Voorhees, N.J.	UFA (NE)-17
62	Schwenke, Brian	C/G	6-3	318	3/22/91	5	California	Oceanside, Calif.	D4-'13
21	Searcy, Da'Norris	S	5-11	207	11/16/88	7	North Carolina	Decatur, Ga.	UFA (BUF)-15
36	Sims, LeShaun	CB	6-0	203	9/18/93	2	Southern Utah	Las Vegas, Nev.	D5b-'16
81	Smith, Jonnu	TE	6-3	248	8/22/95	R	Florida International	Ocala, Fla.	D3b-'17
33	Smith, Tye	CB	6-0	195	5/3/93	2	Towson	Raleigh, N.C.	FA-'17
67	Spain, Quinton	G	6-4	330	8/7/91	3	West Virginia	Petersburg, Va.	FA-'15
4	Succop, Ryan	K	6-2	218	9/19/86	9	South Carolina	Hickory, N.C.	FA-'14
89	Supernaw, Phillip	TE	6-5	255	1/30/90	4	Ouachita Baptist	Katy, Texas	FA-'15
13	Taylor, Taywan	WR	5-11	203	3/2/95	R	Western Kentucky	Louisville, Ky.	D3a-'17
41	Trawick, Brynden	S	6-2	225	10/23/89	5	Troy	Marietta, Ga.	UFA (OAK)-17
93	Walden, Erik	OLB	6-2	250	8/21/85	10	Middle Tennessee State	Dublin, Ga.	FA-'17
82	Walker, Delanie	TE	6-2	248	8/12/84	12	Central Missouri	Pomona, Calif.	UFA (SF)-13
3	Weeden, Brandon	QB	6-3	230	10/14/83	6	Oklahoma State	Oklahoma City, Okla.	FA-'17
14	Weems, Eric	WR	5-9	195	7/4/85	10	Bethune-Cookman	Ormond Beach, Fla.	UFA (ATL)-17
96	Williams, Sylvester	NT	6-2	313	11/21/88	5	North Carolina	Jefferson City, Mo.	UFA (DEN)-17
54	Williamson, Avery	LB	6-1	246	3/9/92	4	Kentucky	Milan, Tenn.	D5-'14
59	Woodyard, Wesley	LB	6-0	233	7/21/86	10	Kentucky	LaGrange, Ga.	UFA (DEN)-14

PRACTICE SQUAD (10):

10	Board, C.J.	WR	6-0	178	12/12/93	R	Chattanooga	Clarksville, Tenn.	FA-'17
44	Carraway, Josh	OLB	6-3	242	4/13/94	R	Texas Christian	Flower Mound, Texas	D7a-'17
30	Johnson, Denzel	S	6-0	198	9/16/94	R	Texas Christian	Columbia, S.C.	FA-'17
69	Marz, Tyler	T	6-7	316	9/9/92	1	Wisconsin	Springfield, Minn	FA-'16
28	Muhammad, Khalfani	RB	5-7	174	9/26/94	R	California	Inglewood, Calif.	D7c-'17
17	Pascal, Zach	WR	6-2	219	12/18/94	R	Old Dominion	Upper Marlboro, Md.	FA-'17
85	Semisich, Tim	TE	6-8	275	9/18/91	1	Northern Illinois	Omaha, Neb.	FA-'17
72	Warnsley, Julius	DE	6-2	297	5/16/90	2	Tulane	Baton Rouge, La.	FA-'17
68	Wichmann, Cody	OL	6-5	325	3/2/92	3	Fresno State	Mariposa, Calif.	FA-'17
75	Woods, Antwaun	NT	6-1	318	1/3/93	1	Southern California	Los Angeles, Calif.	FA-'16

RESERVE/INJURED (5):

83	Douglas, Harry *	WR	6-0	183	9/16/84	10	Louisville	Jonesboro, Ga.	FA-'15
51	Ochi, Victor	OLB	6-1	242	10/2/93	1	Stony Brook	Harlem, N.Y.	FA-'17
19	Sharpe, Tajaé	WR	6-2	194	12/23/94	2	Massachusetts	Piscataway, N.J.	D5a-'16
11	Tanney, Alex	QB	6-4	220	11/11/87	2	Monmouth (Ill.)	Lexington, Ill.	FA-'15
52	Wallace, Aaron *	OLB	6-2	242	7/8/93	2	UCLA	San Diego, Calif.	D7a-'16

Active Roster Count: 53

As of Nov. 19, 2017

* Eligible to Return From Reserve/Injured

HEAD COACH: MIKE MULARKEY

ASSISTANT COACHES: DICK LeBEAU (assistant head coach/defensive coordinator), TERRY ROBISKIE (offensive coordinator), CRAIG AUKERMAN (assistant special teams), BRANDON BLANEY (defensive assistant), SYLVESTER CROOM (running backs), NICK EASON (defensive line), RUSS GRIMM (offensive line), STEVE HOFFMAN (special teams), FRISMAN JACKSON (wide receivers), STEVE JACKSON (assistant secondary), TOM KANAVY (assistant strength and conditioning coach), JASON MICHAEL (quarterbacks), TAYLOR PORTER (strength and conditioning assistant), ARTHUR SMITH (tight ends), LOU SPANOS (linebackers), LUKE STECKEL (assistant wide receivers), MIKE SULLIVAN (assistant offensive line), DESHEA TOWNSEND (secondary), STEVE WATTERSON (assistant head coach/strength and conditioning), KEITH WILLIS (assistant defensive line)

GAME PREVIEW

TEAM NOTES

PLAYER NOTES

MEDIA

STATISTICS

ROSTERS

TENNESSEE TITANS NUMERICAL ROSTER

NO.	NAME	POS.	HT.	WT.	AGE	EXP.	COLLEGE	HOMETOWN	ACQUIRED
3	Brandon Weeden	QB	6-3	230	34	6	Oklahoma State	Oklahoma City, Okla.	FA-'17
4	Ryan Succop	K	6-2	218	31	9	South Carolina	Hickory, N.C.	FA-'14
6	Brett Kern	P	6-2	214	31	10	Toledo	Grand Island, N.Y.	W (DEN)-'09
8	Marcus Mariota	QB	6-4	222	24	3	Oregon	Honolulu, Hawaii	D1-'15
13	Taywan Taylor	WR	5-11	203	22	R	Western Kentucky	Louisville, Ky.	D3a-'17
14	Eric Weems	WR	5-9	195	32	10	Bethune-Cookman	Ormond Beach, Fla.	UFA (ATL)-'17
15	Darius Jennings	WR	5-10	180	25	1	Virginia	Baltimore, Md.	FA-'17
16	Matt Cassel	QB	6-4	228	35	13	Southern California	Northridge, Calif.	UFA (DAL)-'16
18	Rishard Matthews	WR	6-0	217	28	6	Nevada	Santa Ana, Calif.	UFA (MIA)-'16
21	Da'Norris Searcy	S	5-11	207	29	7	North Carolina	Decatur, Ga.	UFA (BUF)-'15
22	Derrick Henry	RB	6-3	247	23	2	Alabama	Yulee, Fla.	D2c-'16
23	Brice McCain	CB	5-9	190	30	9	Utah	Terrell, Texas	FA-'16
24	Kalan Reed	CB	5-11	192	23	1	Southern Mississippi	Birmingham, Ala.	D7b-'16
25	Adoree' Jackson	CB	5-10	186	22	R	Southern California	East St. Louis, Ill.	D1b-'17
26	Logan Ryan	CB	5-11	195	26	5	Rutgers	Voorhees, N.J.	UFA (NE)-'17
29	DeMarco Murray	RB	6-1	220	29	7	Oklahoma	Las Vegas, Nev.	T (PHI)-'16
31	Kevin Byard	S	5-11	212	24	2	Middle Tennessee State	Lithonia, Ga.	D3-'16
32	David Fluellen	RB	5-11	224	25	1	Toledo	Lockport, N.Y.	FA-'15
33	Tye Smith	CB	6-0	195	24	2	Towson	Raleigh, N.C.	FA-'17
35	Curtis Riley	DB	6-0	190	25	3	Fresno State	Orlando, Fla.	FA-'15
36	LeShaun Sims	CB	6-0	203	24	2	Southern Utah	Las Vegas, Nev.	D5b-'16
37	Johnathan Cyprien	S	6-0	223	27	5	Florida International	North Miami Beach, Fla.	UFA (JAX)-'17
41	Brynden Trawick	S	6-2	225	28	5	Troy	Marietta, Ga.	UFA (OAK)-'17
45	Jalston Fowler	FB	5-11	254	27	3	Alabama	Mobile, Ala.	D4b-'15
48	Beau Brinkley	LS	6-4	260	27	6	Missouri	Kearney, Mo.	FA-'12
50	Nate Palmer	LB	6-2	248	28	5	Illinois State	Chicago, Ill.	W (GB)-'16
53	Daren Bates	LB	5-11	225	26	5	Auburn	Olive Branch, Miss.	UFA (OAK)-'17
54	Avery Williamson	LB	6-1	246	25	4	Kentucky	Milan, Tenn.	D5-'14
55	Jayon Brown	LB	6-0	226	22	R	UCLA	Long Beach, Calif.	D5-'17
59	Wesley Woodyard	LB	6-0	233	31	10	Kentucky	LaGrange, Ga.	UFA (DEN)-'14
60	Ben Jones	C	6-3	308	28	6	Georgia	Brent, Ala.	UFA (HOU)-'16
61	Corey Levin	G/C	6-4	307	23	R	Chattanooga	Dacula, Ga.	D6-'17
62	Brian Schwenke	C/G	6-3	318	26	5	California	Oceanside, Calif.	D4-'13
64	Josh Kline	G	6-3	300	27	5	Kent State	Mason, Ohio	W (NE)-'16
67	Quinton Spain	G	6-4	330	26	3	West Virginia	Petersburg, Va.	FA-'15
71	Dennis Kelly	G/T	6-8	321	27	6	Purdue	Chicago Heights, Ill.	T (PHI)-'16
77	Taylor Lewan	T	6-7	309	26	4	Michigan	Cave Creek, Ariz.	D1-'14
78	Jack Conklin	T	6-6	308	23	2	Michigan State	Plainwell, Mich.	D1-'16
81	Jonnu Smith	TE	6-3	248	22	R	Florida International	Ocala, Fla.	D3b-'17
82	Delanie Walker	TE	6-2	248	33	12	Central Missouri	Pomona, Calif.	UFA (SF)-'13
84	Corey Davis	WR	6-3	209	22	R	Western Michigan	Wheaton, Ill.	D1a-'17
87	Eric Decker	WR	6-3	214	30	8	Minnesota	Cold Spring, Minn.	FA-'17
89	Phillip Supernaw	TE	6-5	255	27	4	Ouachita Baptist	Katy, Texas	FA-'15
90	DaQuan Jones	DL	6-4	322	25	4	Penn State	Johnson City, N.Y.	D4a-'14
91	Derrick Morgan	OLB	6-4	261	28	8	Georgia Tech	Coatesville, Pa.	D1-'10
92	Kevin Dodd	OLB	6-5	277	25	2	Clemson	Greenville, S.C.	D2a-'16
93	Erik Walden	OLB	6-2	250	32	10	Middle Tennessee State	Dublin, Ga.	FA-'17
94	Austin Johnson	DL	6-4	314	23	2	Penn State	Galloway, N.J.	D2b-'16
95	David King	DE	6-4	281	27	2	Oklahoma	Houston, Texas	T (KC)-'17
96	Sylvester Williams	NT	6-2	313	28	5	North Carolina	Jefferson City, Mo.	UFA (DEN)-'17
97	Karl Klug	DL	6-3	278	29	7	Iowa	Caledonia, Minn.	D5-'11
98	Brian Orakpo	OLB	6-4	257	31	9	Texas	Houston, Texas	UFA (WAS)-'15
99	Jurrell Casey	DT	6-1	305	27	7	Southern California	Long Beach, Calif.	D3-'11

PRACTICE SQUAD (10):

10	C.J. Board	WR	6-0	178	23	R	Chattanooga	Clarksville, Tenn.	FA-'17
17	Zach Pascal	WR	6-2	219	22	R	Old Dominion	Upper Marlboro, Md.	FA-'17
28	Khalifani Muhammad	RB	5-7	174	23	R	California	Inglewood, Calif.	D7c-'17
30	Denzel Johnson	S	6-0	198	23	R	Texas Christian	Columbia, S.C.	FA-'17
44	Josh Carraway	OLB	6-3	242	23	R	Texas Christian	Flower Mound, Texas	D7a-'17
68	Cody Wichmann	OL	6-5	325	25	3	Fresno State	Mariposa, Calif.	FA-'17
69	Tyler Marz	T	6-7	316	25	1	Wisconsin	Springfield, Minn	FA-'16
72	Julius Warmesley	DE	6-2	297	27	2	Tulane	Baton Rouge, La.	FA-'17
75	Antwaun Woods	NT	6-1	318	24	1	Southern California	Los Angeles, Calif.	FA-'16
85	Tim Semisch	TE	6-8	275	26	1	Northern Illinois	Omaha, Neb.	FA-'17

RESERVE/INJURED (5):

11	Alex Tanney	QB	6-4	220	30	2	Monmouth (Ill.)	Lexington, Ill.	FA-'15
19	Tajae Sharpe	WR	6-2	194	22	2	Massachusetts	Piscataway, N.J.	D5a-'16
51	Victor Ochi	OLB	6-1	242	24	1	Stony Brook	Harlem, N.Y.	FA-'17
52	Aaron Wallace *	OLB	6-2	242	24	2	UCLA	San Diego, Calif.	D7a-'16
83	Harry Douglas *	WR	6-0	183	33	10	Louisville	Jonesboro, Ga.	FA-'15

Active Roster Count: 53 As of Nov. 19, 2017 * Eligible to Return From Reserve/Injured

HEAD COACH: MIKE MULARKEY

ASSISTANT COACHES: DICK LeBEAU (assistant head coach/defensive coordinator), TERRY ROBISKIE (offensive coordinator), CRAIG AUKERMAN (assistant special teams), BRANDON BLANEY (defensive assistant), SYLVESTER GROOM (running backs), NICK EASON (defensive line), RUSS GRIMM (offensive line), STEVE HOFFMAN (special teams), FRISMAN JACKSON (wide receivers), STEVE JACKSON (assistant secondary), TOM KANAVY (assistant strength and conditioning coach), JASON MICHAEL (quarterbacks), TAYLOR PORTER (strength and conditioning assistant), ARTHUR SMITH (tight ends), LOU SPANOS (linebackers), LUKE STECKEL (assistant wide receivers), MIKE SULLIVAN (assistant offensive line), DESHEA TOWNSEND (secondary), STEVE WATTERSON (assistant head coach/strength and conditioning), KEITH WILLIS (assistant defensive line)

HOW ACQUIRED KEY: FA (free agent), UFA (unrestricted free agent), RFA (restricted free agent), D (draft pick), W (waivers), T (trade)



MIKE MULARKEY
TRANSCRIPT

TITANS HEAD COACH MIKE MULARKEY PRESS CONFERENCE TRANSCRIPT
November 16, 2017

(opening statement)

It was a disappointing loss. We made too many critical mistakes against a good football team, a really good football team. Obviously, it caught up to us there in the second half. I feel like we had a slow start, responded and then kept coming back. We had opportunities to make it more of a game, and we just failed to do so. The dam kind of broke in the second half because of all of the mistakes.

(on how critical tight end Delanie Walker's perceived drop in the end zone was)

Well, that's big. It's hard to get that open. It's hard to get plays like that. It takes a little bit of momentum away from you. That was a big play because that was where we were still going back and forth with them at that point.

(on if quarterback Marcus Mariota was 'trying to do too much' on his interceptions)

No. The first one sailed on him. There's no doubt on that. He could have used some help on the other ones, especially from some young guys. Some lessons learned from some young players.

(on if they have to 'fight back to the ball')

Yes, in this league you always have to coming back towards the ball. Defenders are always closing.

(on how hard is it going to be to watch tape for some of the young guys on the team)

I hope not hard. I hope it's something we can learn from. There's no better tape to teach from. I can tell you that. I think they already knew the answer once the play was over, but now you have to sit live and get to have a discussion about it.

(on the defense coming up with a number of big stops in the first half)

Absolutely. Yes, they did. Those were huge stops to keep them to field goals. They were huge stops for us.

(on what adjustments the Steelers made in the second half)

Yes, they made more plays. They made a lot of plays. I mean I don't know how you defend playing Antonio Brown. I don't know how you defend that. It's a great play.

(on if the team schemed for wide receiver Antonio Brown, if it was him making plays or if it was a combination of both)

A little bit. Well, he (Antonio Brown) made a lot of plays. He's a good player. He was contested first touchdown with two guys there, and he comes up. He's a good player. I thought the scheme trying to stop him, obviously, hopefully would work, but I mean, when good players perform like that, it's hard.

(on how confident he felt on the first play of the second half)

Good. That's something we put that play in at the half, actually we talked about it right before the half, and we came and put it in. We saw the coverage, and they hit it and thought this is good, this gets us right back in. We knew we had to score on the opening drive to keep this thing close and keep us in it and give us a chance to win. So as soon as we hit that everybody felt like we got a chance for this game to win.

(on if the spot of the ball was correct at the end of the second quarter)

No. The spot was not correct. The spot cost us a field goal. It cost momentum. It cost a lot of things.

(on if he argued the spot of the ball or challenged the play)

No, I didn't argue with them. They agreed it was the wrong spot. I'll be in trouble for that, but you know what, that's the way it is. Say it like it is. Quit hiding things. It was the wrong spot, and it made a difference. We lost three points because of it.

(on if the team's margin for error is smaller since they have been winning by resiliency)

I thought, again, we showed some of that resiliency again tonight. You can't turn the ball over against anybody, especially when you're playing a good football team like Pittsburgh. You're really giving yourself no chance to win.

(on what his message to the team is)

They saw what I saw. You saw. They know we can't make some of those mistakes. We can't miss opportunities that we had. Against good teams, it's going to cost you. You're going to get beat bad. But I think it's one game, and there's a lot to learn from this, especially for some of our younger players that hopefully take it a little personal and come back to work and get back to work on Monday.

(on if playing in a nationally televised night game 'got to' the players)

I didn't feel that. I feel like we were right into it.

(on if the spotlight 'got to' the younger players that struggled)

No, I just think that's the nature of playing in these games, in any NFL game. They're all big games to young players.

(on if they suffered from the Steelers 'turning it up' in the second half like the Titans had previously done against Jacksonville)

They did. They did it a little differently. They did it by throwing the ball more. We ran the ball more effectively. They just made more plays in the second half. I mean really made some plays. Ben threw some great balls. But that's the same result regardless of how you got to it, yes.

(on if the intent on the last drive of their first half was to 'bleed' the Steelers last time on the third-down play)

Yes, we were trying to use their timeouts. And again, trying to get us the ball back, but we were trying to bleed the timeouts for them.

(on the team's injuries)

Kevin Byard had a shoulder that he came in and got checked out. He returned. Other than that, just some bumps and bruises. We really came out of it pretty clean.

(on if he attributes wide receiver Corey Davis' struggles to not playing enough or to just learning the game)

I just think he needs some experience. Most rookies have off-seasons and training camps and preseason games, and all those to give them some experience. His is live fire. Live fire, Thursday Night Football for your third game.

(on how Corey Levin can get better on the fly since he missed time in the preseason and regular season)

Learn from it and next time, come back to the ball cleaner.

(on how he deals with the loss for the next 10 days before the team plays again)

Just like we always do. Once we cover it, it's going to be over, and we're moving on. There's nothing you can do about this. Once we go through the film with them tomorrow, this one's done.

TITANS HEAD COACH MIKE MULARKEY PRESS CONFERENCE TRANSCRIPT
November 17, 2017

(opening statement)

Injury update, still Kevin Byard with the shoulder. He should be OK, the extra days obviously will help to get better. We'll have an idea on Monday when we come back in here for practice. Brian Orakpo had a leg whip last night so he's – he returned, but we'll see how he is on Monday. Looks to be OK. Other than that, we're pretty healthy.

(on if the injury suffered by outside linebacker Brian Orakpo was to his leg)

Yeah. Again, he returned but he should be fine.

(on safety Kevin Byard missing snaps yesterday due to injury and how impressive his level of play has been)

It's pretty impressive for a young player like that and to play those snaps at a high level. For him to come out of the game, you know he had to have something be bothering him. He's about as tough as they come, too.

(on if quarterback Marcus Mariota came out of last night's game healthy)

Yeah. He's got some bumps and bruises as just about everybody does after an NFL game, but yeah. He should be fine.

(on what stood out to him about last night's game after watching tape)

Boy, we had our chances. I thought coming out in the second half, especially with the score on the first play, put us right back into it. Again, they responded with a touchdown which good teams do. I thought we had a chance, we went right back down the field, had a chance to respond and answer their score and we failed to do that. I think it was 23-17 with five minutes to go in the third quarter. We had kind of come back and felt good about going back and forth against them. I just felt like, we felt like we had a chance in that environment. Kept coming back – especially after a slow start, both sides really didn't start off the way we wanted to. Being down 10-0, I've been on a lot of teams that that would have been enough to say, 'That's it.' Our guys didn't do that. They came back and made it a game all the way through until about five minutes to go in that third quarter.

(on how critical it was when defensive tackle Jurrell Casey incurred a third down penalty that extended a Steelers touchdown scoring drive and when Delanie Walker dropped what could have been a touchdown)

Anytime you're talking points like that, it's pretty critical. You talk about two of our leaders on our team, guys you'd bet your house on those things. Delanie (Walker), I trust him to make that catch, and he does too. The ball did not bounce our way, again, on a lot of things last night. Especially on defense where we had a number of chances, a fumble, a screen that bounced off of (Le'Veon) Bell's shoulder that (Wesley) Woodyard was standing right there to catch. There was just a lot of things we didn't capitalize on.

(on how much he can chalk up last night's loss to being a 'tough night' compared to legitimate errors)

I think the score wasn't as indicative of the way the game was played, the way it was played out. It was a closer game than that score said.

(on how the team can try to fix 'bad bounces' during games going forward)

Well, we've been fortunate, we have had that in some of our wins and it just didn't seem to be the case last night. Some of that we are in control of, the turnovers. We obviously (can) do something about that. Can't turn the ball over four times to anybody in this league and expect to win. I think there's a 100 percent ratio that you're going to lose if you do. But, we've got to fix that, we've got to clean that up. Probably the most penalties we've had in weeks, that was disappointing too.

(on if he can evaluate last night's mistakes as individual or team errors)

It's always a team thing. We're always – again, team including the staff, everybody that's involved with the games. Yeah, it just was uncharacteristic of us after cleaning up a lot of things leading up to that game.

(on if he feels like pressuring Steelers quarterback Ben Roethlisberger was effective)

No, I think it was. We had three sacks on him, they had given up 11 in the first nine games. So, I'd say it was pretty – and again, we made him move around the pocket, get out of the pocket, you saw him scrambling a lot of times. I thought the pressure was good.

(on how you correct when offensive players like Delanie Walker or wide receiver Rishard Matthews drop passes)

You keep throwing it. I've seen them catch a lot more than they've dropped. I can't remember the last time Delanie (Walker) has done that or Rishard (Matthews). Not while I've been around them. We've got to keep dialing them up, if they can get that open. They'll make the plays.

(on if he looks at the interceptions thrown by Marcus Mariota last night on film and feels that the picks were on plays Titans players could have made)

I would say yeah, with the exception of the first one where I think that ball sailed. I thought Rishard (Matthews) ran a good route and the ball just sailed on him. They just happened to be standing right behind him.

(on if Marcus Mariota's first interception was due to a grip issue)

Ball just took off on him.

(on what wide receiver Corey Davis could have done differently on the interception thrown by Marcus Mariota that was intended for him)

Come back to the ball. Any route that's breaking in or breaking out, we say, 'Be friendly.' Come back to the ball. Really what the DB did is what we need Corey (Davis) to do, that kind of angle, there's an angle that you can't defend it. Again, that's just a tough lesson that we all had to watch and he's got to learn from, and I think he will.

(on the challenge of Corey Davis learning in-season and how he's seen Davis' progression going)

Again, I just told this to Robbie (Bohren), this is really his, legitimately, his third game. I don't know if he's got a month of practices in him in the NFL, maybe a little more than that. The number of reps he's getting is nothing but good for him. I don't think we're overloading him by any means. I think he has shown signs of doing some good things based on making some mistakes earlier, he's not making them again. There's nothing better than doing it and he's getting a lot of reps to do that.

(on Corey Davis getting 17 targets in the last two games and what that says about him as a player)

Yeah, that is. That's a trust factor that Marcus (Mariota) believes you're going to make a play, and needs to continue to do that.

(on what specifically he sees Corey Davis correcting about his own game)

Route running, just – not everything about receivers is route running. Catching the ball, blocking in the run game, who to block, where to line up, rules, the rules we have, some things in the passing game.

(on how Corey Davis handles constrictive criticism)

I don't see anything – I don't see him flustered by it. Again, we talk him through it. I'm not one of these guys that's going to berate him on the sideline. These guys know before I have to say a word what they did wrong, but they've just got to learn from it. I don't see him flustered by it, put his head down, do anything different. He gets ready to go, he looks me right in the eye the next series, he's ready to go.

(on if Marcus Mariota was having pre-snap communication trouble last night)

No, it was loud, but no. There were a couple of checks we had to get into that when they moved we had to get back out of them. It wasn't a big issue, no.

(on if Marcus Mariota is struggling with rhythm on touchdown passes more this year than he was last year)

Other than the ones we're dropping? No, we're in the red zone more this year than we were last year, the high red. Earlier in the year, we had failed to get down in the tighter red where more of his throws were coming that he threw last year. We just weren't down there as much as we were a year ago and I think that has a lot to do with why his production's off from a year ago.

(on how he would grade Marcus Mariota's performance last night after watching the tape)

Probably, when you turn the ball over four times, whether it's you throwing it or not throwing it, things he could've done a lot better. Yeah, there's some things he could've done better.

(on if he's getting the same run-after-catch consistently as last year)

Yeah, that's something I'd have to look back exactly. I couldn't tell you right of the bat that the production, that's not one thing we study.

(on why Marcus Mariota has more interceptions this year than he did last season)

A variety of reasons, and not solely all his responsibility. I think whether it's been pressure, had more pressure, more blitz, more making him move, more guys needing to make plays, more guys being where that ball, like last night. That's the thing about zone coverage, that's how Kevin Byard makes these interceptions, they just happen to be in the right place in the right time and that's kind of what happened with some of his interceptions.

(on if Marcus Mariota is progressing in his third year like he had hoped)

Yeah, we're asking him to do a lot, a lot more than I've been around. We trust him to do that. I know he's thrown more. I'm glad he's our quarterback. I know this, we still have a chance to win every game with him no matter what the score is, where it is in the game. Nobody every talks about how accurate he is in some of the throws he does make, all you guys keep asking me are about the throws he doesn't. There's a lot of good throws that he makes every Sunday, very tight window throws.

(on how the coaching staff judges what is too much or too little for Marcus Mariota)

We ask him. We ask him what he can handle. If there's anything he doesn't like, it doesn't go in.

(on the biggest challenge that the team faces)

I think that was good for our team last night, to be in that environment against a team that's a perennial playoff team. To know that we can play with them and we can beat them in their place if we don't turn the ball over four times and make the plays that are there when they're there.

(on if the running back snaps favoring DeMarco Murray was due to the happenstance of the game)

Pretty much. I'd say yes, that was probably the case.

(on the reason for the nine sacks allowed in the past two weeks)

Protection's got to be better. Our O-line's got to protect better, our backs got to protect better and our receivers certainly can help. To me, that's some of your best protection there, the precision in your routes. It's a group thing, it's not just one particular guy or group, it's everybody. Our O-line definitely needs to be better, especially inside, more firm with our protections.

(on how he would grade guard Quinton Spain's play in his first game back)

I don't think he played at the level we need him to play at.

(on if Quinton Spain's decline in play is due to his toe injury)

I don't think it was the toe, I think he's playing against a very good defender, very good.

(on why the O-line's play has dropped off in the past few weeks)

I don't know. We just finished four straight weeks of top-10 defenses, that may have something to do with it. They're pretty good with who they're facing, especially last night, pretty good front. Last week too, pretty stout front. And the blitz packages that they present.

(on the reason for the blocked field goal)

I think from snap, to hold, to kick took too long.

(on if there are similarities between last night's game and the San Diego, where the team went on a run, game last year)

I didn't compare the two, not until you just said that. I like the end result if we could do that. I looked at it as a good experience for our guys to know that we can play in a game of that magnitude. That was a playoff-type of game, the environment was like that, the team was like that. I think that's going to help us down the road, whether it's going to help us kick into this next week, I think our guys in this room will respond from it.

(on if last night's game can be a wakeup call for the team, as the San Diego game was for the team last year)

I hope so. If I remember right, last year we had two turnovers for touchdowns - that cost us that game. I'm hoping, I say this room, yes they'll respond because of it.

(on if the running backs were hitting the holes correctly last night)

We had some mistakes in the run game as well, not blocking the right people. I didn't see the game, obviously, from that angle. There are holes. I'm never going to tell, I've never done it, and I'm sure most of those people making those comments haven't either, to tell our backs how to run, especially DeMarco Murray's got 7,000 yards of hitting holes the way he does. I know if we block it better, we should've had bigger runs. We had opportunities for much bigger runs than we had last night, if we block it better.

(on if the running backs not hitting holes is on the offensive line)

I'd say that. And our tight ends, yeah.

(on if he plans on keep the same offensive line moving forward)

Yep.

(on if he heard any buzz about the sky cam)

No, I did not.

(on how much the team benefits from a long week)

I'm a big recovery guy, I think it's good for our players. That's a grueling week on them, Thursday night games, no matter what anybody says. It's very difficult, especially the week before when your offense runs 91 snaps then they've got to play four days later. I think this time off will be good for them. Coaches will have tomorrow off, we'll be back in on Sunday. Give us more time to prepare for Indy and hopefully cut down on some of the nights we have, the late nights we have during the week.

(on his message to the team and them still being able to accomplish what they want to)

We talked about that. That's in this room and in this room only.

(on if the team see's the opportunity they have for the rest of the season)

Yeah, that last one was over with at 1:30 a.m.

**TITANS HEAD COACH MIKE MULARKEY PRESS CONFERENCE TRANSCRIPT
November 20, 2017**

(on the challenges the team faces regrouping after this weekend)

This is not looking back, not looking forward, not looking at what any other people have done, we're looking at what we have to do, and we have to win a division game on the road, and that's all we're focused on. Nothing else will be talked about other than that all week.

(on the team's success at home this season)

Next question.

(on getting success at home to carry over on the road)

Next question.

(on the league confirming that the refs placed the ball at the wrong spot after the Steelers fumble in the first half)

They said that during the game, that they had made a mistake with the spot.

(on what he believes the consequence for poor officiating should be)

You just want to see people held accountable as coaches and players are every Sunday. What happened after the fact? I know they're graded just like we are, and want to know what happens when you make a mistake like that. That could've been the difference in the game, giving them a field goal at the time. I just want everybody held accountable.

(on if the refs penalty of not getting playoff games isn't akin to winning or losing a game)

I've got to be very careful, unfortunately that's the way it is, that's the situation. Can't talk about it like I'd like to.

(on how the Colts look now compared to how they looked in Week 6)

There's a couple changes personnel wise, not a whole lot different. Not a whole lot different than the past. They're still playing at a high level, they've lost a couple of close games since we played them. Just a couple of personnel changes.

(on if quarterback Marcus Mariota having more on his plate this year has hurt him)

I don't think so. If anything it's more in the run game than anything. It's been getting us in a better play, or checking to the same play on the other side. It's nothing more, he's probably got more of that than anything in the passing game.

(on him saying in the past that Marcus Mariota has a lot on his plate)

More in the run game.

(on if the next step is to give Marcus Mariota more in the pass game)

No, I think right now it's plenty. Every week we go through the game plan before the call sheet together and we always go through anything he's uncomfortable with or does not want to call, us to call, we take it out, we scratch it off the call sheet. What he's comfortable with and confident with is what's on the call sheet and what we go with.

(on how often Marcus Mariota is flipping it from run to pass, or vice versa)

Not as much as you think. A few a game.

(on how the team is doing health wise)

Pretty good, I think we are pretty good, pretty healthy. For this time of the year, I think we're doing pretty well.

(on if Marcus Mariota has been impacted by the team's ability to run the ball)

No, I don't think so. That hasn't been the case. We're still attempting to run it, if you look, we didn't have very many snaps this last game, it was still pretty balanced. No, I don't think it's impacted him at all.

(on if they have done anything differently up front schematically to make the run game more effective)

Well, I can say this: we left a lot of yards on the field. I hate going back to this last game, I would really prefer to move on to the Colts, but we left some things on the field. Our guys know it and we've got to do a better job, especially up front.

(on how he prepares players who haven't made the playoffs or won a division title before to do so)

I think they're experiencing some pretty big games as we've gone along here. I think we've got a good locker room that surrounds them with a bunch of guys that have been. I think they understand the magnitudes of the games, where we're at right now with our record and our schedule. I think they know, and you can talk to them all you want, they've got to come in here every day ready to work and the veterans have a big part in playing that role and getting ready for these games.

(on if the offensive line has played up to his expectations)

Well, I think we could run the ball better. We've played a lot of good defenses, I don't want to take that away from them. We have played some stout guys, all the way to this last one. I'd like to, obviously, be better, especially when you're not up to where you were a year ago, you've always got to say that.

(on why they offensive line hasn't played up to the level that they did last year)

Yeah, defenses we're playing, fronts, lot more bodies up there.

(on the key to limiting explosive wide receivers like T.Y. Hilton)

Cover them.

(on wide receiver Harry Douglas)

Harry (Douglas) practiced today. Harry is coming off the injured reserve list, so it was good to have him practice. He looked good.

(on the options with Harry Douglas moving forward)

You have three weeks. He could be activated for this game. You give him a chance to get him acclimated back in, see where he's at physically. He's been working, he's been really diligent about the way he's come back from his injuries.

(on if there is room for Harry Douglas on the 53-man roster if the other receivers are healthy)

Obviously, we'd have to find a spot somewhere. We've got a number of spots that we have some special teams strictly come into play. Again, that will be a discussion as we move along.

(on if he's seen 'fresh legs' out of Harry Douglas)

I do, yeah, I do. He's got a lot of energy. Harry (Douglas) has already got a lot of energy. Coming back, it was good to see teammates welcome him back and have him out there throwing the ball around.

(on if there is a timetable for outside linebacker Aaron Wallace's return off of IR)

Not yet, no. In discussion.

(on what Harry Douglas has meant to the team when recovering from injury)

He's a great leader. He's great in the locker room, great in that receiver's room. He's like a coach in that receiver's room, coach on the field, they trust him, he's been great on the sideline during games. He's got a lot of experience behind him in a lot of different roles. He does things the right way, he's a guy to follow.

(on if he's seen 'the fire' in the players' eyes)

I'll say yes to that, absolutely.

(on if there has been anything specific that has shown the fire in the players' eyes)

No, I can just tell you that they understand that and what we have to do.



GAME-BY-GAME STATISTICS

2017 TENNESSEE TITANS GAME-BY-GAME OFFENSE

	9/10 OAK	9/17 at JAX	9/24 SEA	10/1 at HOU	10/8 at MIA	10/16 IND	10/22 at CLE	11/5 BAL	11/12 CIN	11/16 at PIT	12/3 at IND	12/3 HOU	12/10 at ARI	12/17 at SF	12/24 LAR	12/31 JAX	2017 Totals
Points	16	37	33	14	10	36	12	23	24	17							222
1st Qtr	7	3	0	0	0	6	3	10	7	7							43
2nd Qtr	3	3	9	14	3	3	3	6	10	0							54
3rd Qtr	3	17	21	0	7	6	0	0	0	10							64
4th Qtr	3	14	3	0	0	21	3	7	7	0							58
Overtime	0	0	0	0	0	0	3	0	0	0							3
TDs (Ru-P-Ret)	1-0-0	3-1-0	1-2-0	2-0-0	0-1-0	2-1-0	0-0-0	1-2-0	2-1-0	1-1-0							13-9-0
PATs (M/A)	1-1	4-4	3-3	2-2	1-1	3-3	0-0	2-3	3-3	2-2							21-22
2PT Convs (M/A)	0-0	0-0	0-0	0-0	0-0	0-0	0-0	0-0	0-0	0-0							0-0
FGs (M/A)	3-4	3-3	4-4	0-0	1-1	5-5	4-5	1-1	1-2	1-2							23-27
Safeties	0	0	0	0	0	0	0	0	0	0							0
First Downs	21	21	21	9	14	25	16	14	27	17							185
Rushing	5	12	5	3	3	7	5	3	11	5							59
Passing	15	9	10	6	9	15	8	10	10	9							101
Penalty	1	0	6	0	2	3	3	1	6	3							25
3rd Down Conv (M/A)	7-14	6-13	4-14	2-8	2-13	6-13	5-17	3-11	7-15	5-13							47-131
3rd Down Conv Pct	50.00%	46.15%	28.57%	25.00%	15.38%	46.15%	29.41%	27.27%	46.67%	38.46%							35.88%
4th Down Conv (M/A)	0-0	0-0	0-0	0-0	0-0	1-1	0-1	0-0	0-0	1-2							2-4
4th Down Conv Pct	0.00%	0.00%	0.00%	0.00%	0.00%	100.00%	0.00%	0.00%	0.00%	50.00%							50.00%
Red Zone Conv (M/A)	1-3	3-4	0-3	1-1	1-1	1-3	0-2	3-3	3-3	1-2							14-25
Red Zone Conv Pct	33.33%	75.00%	0.00%	100.00%	100.00%	33.33%	0.00%	100.00%	100.00%	50.00%							56.00%
Goal to Go Conv (M/A)	1-2	2-3	0-0	1-1	1-1	1-2	0-2	1-1	2-2	1-1							10-15
Goal to Go Conv Pct	50.00%	66.67%	0.00%	100.00%	100.00%	50.00%	0.00%	100.00%	100.00%	100.00%							66.67%
Total Net Yards	350	390	420	195	188	473	269	257	416	316							3274
Total Off. Plays	63	64	67	41	58	67	68	52	84	60							624
Avg. Gain Per Play	5.6	6.1	6.3	4.8	3.2	7.1	4.0	4.9	5.0	5.3							5.2
Net Yards Rushing	95	179	195	86	69	168	80	71	180	52							1175
Total Rushing Plays	21	36	35	19	20	34	32	21	36	21							275
Avg. Gain Per Rush	4.5	5.0	5.6	4.5	3.5	4.9	2.5	3.4	5.0	2.5							4.3
Net Yards Passing	255	211	225	109	119	305	189	186	236	264							2099
Times Sacked	1	1	0	2	6	1	2	3	4	5							25
Yards Lost on Sacks	1	4	0	8	22	1	14	32	28	42							152
Gross Yards Passing	256	215	225	117	141	306	203	218	264	306							2251
Pass Attempts	41	27	32	20	32	32	34	28	44	34							324
Pass Completions	25	15	20	10	21	23	21	19	25	22							201
Completion Pct	60.98%	55.56%	62.50%	50.00%	65.63%	71.88%	61.76%	67.86%	56.82%	64.71%							62.04%
Avg. Gain Per Pass	6.1	7.5	7	5.0	3.1	9.2	5.3	6.0	4.9	6.8							6.0
Interceptions	0	1	0	4	0	1	0	1	1	4							12
Fumbles / Fum. Lost	0-0	0-0	0-0	1-1	2-2	0-0	1-1	0-0	1-1	0-0							5-5
Penalties	5	7	5	6	11	4	5	3	5	9							60
Penalty Yards	49	70	45	88	77	45	35	39	55	65							568
Punts	4	3	6	5	10	1	4	5	6	3							47
Gross Punting Average	47	41.7	56.8	49.2	54.9	44.0	52.0	51.2	56.5	47.3							51.9
Touchbacks	1	0	1	0	0	0	1	0	2	0							5
Inside20	2	0	2	1	4	1	2	3	1	0							16
Punts Blocked	0	0	0	0	0	0	0	0	0	0							0
Net Punting Average	40.80	40.3	48.2	48.4	50.2	44.0	43.8	46.8	42.2	39.7							45.6
Punt Returns	1	2	5	1	2	2	3	2	3	1							22
Punt Return Yards	5	55	51	3	14	15	20	22	17	10							212
Punt Return Avg.	5.0	27.5	10.2	3.0	7.0	7.5	6.7	11.0	5.7	10.0							9.6
Fair Catches	0	2	0	0	1	0	0	1	2	0							6
Kickoff Returns	1	2	2	3	2	2	0	1	3	5							21
Kickoff Return Yards	35	22	27	71	39	46	0	4	71	103							418
Kickoff Return Avg.	35.0	11.0	13.5	23.7	19.5	23.0	0.0	4.0	23.7	20.6							19.9
Time of Possession	28:21	30:46	32:41	20:19	30:15	35:53	35:23	27:38	40:09	28:20							30:34
Turnover Ratio	0	+2	0	-4	0	0	+2	+1	0	-4							-3

2017 TENNESSEE TITANS GAME-BY-GAME INDIVIDUAL LEADERS

Date	Opp	PASSING YDS.	RUSHING YDS.	RUSHING ATT.	RECEPTIONS	RECEIVING YDS.	TACKLES *	SACKS	INTERCEPTIONS
09/10/17	Oak	M. Mariota (256)	D. Murray (44)	D. Murray (12)	D. Walker (7)	D. Walker (76)	K. Byard (8)	D. Morgan & W. Woodyard (1)	None
09/17/17	@ Jax	M. Mariota (215)	D. Henry (92)	D. Henry (14)	D. Walker (4)	D. Walker (61)	W. Woodyard (15)	D. Morgan & B. Orakpo (1)	D. Searcy & C. Riley (1)
09/24/17	Sea	M. Mariota (225)	D. Murray (115)	D. Murray (13)	R. Matthews (6)	R. Matthews (87)	W. Woodyard (13)	E. Walden (1)	None
10/01/17	@ Hou	M. Mariota (96)	M. Mariota (39)	D. Murray (7)	D. Walker & R. Matthews (3)	D. Walker (51)	W. Woodyard (14)	J. Casey & D. Morgan (1)	K. Byard (1)
10/08/17	@ Mia	M. Cassel (141)	D. Murray (58)	D. Murray (14)	J. Smith (5)	E. Decker & R. Matthews (34)	A. Williamson (10)	J. Casey (1)	T. Smith (1)
10/16/17	Ind	M. Mariota (306)	D. Henry (131)	D. Henry (19)	E. Decker (9)	E. Decker (88)	W. Woodyard (8)	W. Woodyard (1)	None
10/22/17	@ Cle	M. Mariota (203)	D. Murray (59)	D. Murray (18)	D. Walker (7)	D. Walker (63)	A. Williamson (15)	D. Morgan (1.5)	K. Byard (3)
11/05/17	Bal	M. Mariota (218)	D. Henry (26)	D. Murray (9)	D. Walker (5)	D. Walker (71)	W. Woodyard (20)	J. Casey (1)	K. Byard (2)
11/12/17	Cin	M. Mariota (264)	D. Henry (52)	D. Murray (14)	D. Walker (6)	D. Walker (63)	W. Woodyard (9)	B. Orakpo (1)	None
11/16/17	@ Pit	M. Mariota (306)	D. Henry (32)	D. Murray (8)	D. Walker (6)	R. Matthews (113)	J. Cyprien & A. Jackson (9)	D. Morgan, E. Walen & K. Klug (1)	None

* Titans tackles from coaches' tally

2017 OPPONENTS GAME-BY-GAME INDIVIDUAL LEADERS

Date	Opp	PASSING YDS.	RUSHING YDS.	RUSHING ATT.	RECEPTIONS	RECEIVING YDS.	TACKLES *	SACKS	INTERCEPTIONS
09/10/17	Oak	D. Carr (262)	M. Lynch (76)	M. Lynch (18)	M. Crabtree (6)	M. Crabtree (83)	K. Joseph (6)	M. Edwards & J. Ellis (0.5)	None
09/17/17	@ Jax	B. Bortles (223)	L. Fournette (40)	L. Fournette (14)	M. Lee (7)	A. Hurns (7)	T. Smith (8)	M. Jack (1)	None
09/24/17	Sea	R. Wilson (373)	C. Carson (34)	C. Carson (11)	D. Baldwin (10)	D. Baldwin (105)	B. Wagner (11)	None.	None
10/01/17	@ Hou	D. Watson (283)	L. Miller (75)	L. Miller (19)	D. Hopkins (10)	D. Hopkins (107)	D. Cole (5)	D. Cole & J. Clowney (1)	A. Hal (2)
10/08/17	@ Mia	J. Cutler (92)	J. Ajayi (77)	J. Ajayi (25)	J. Landry (5)	J. Landry (44)	K. Alonso, R. Jones & L. Timmons (7)	A. Branch (2)	None
10/16/17	Ind	J. Brissett (212)	F. Gore (49)	F. Gore (10)	J. Doyle (11)	D. Moncrief (67)	J. Simon (11)	J. Simon (1)	J. Simon (1)
10/22/17	@ Cle	C. Kessler (121)	I. Crowell (35)	I. Crowell (17)	D. Johnson (6)	D. Johnson (45)	C. Kirksey (17)	J. Collins & M. Garrett (1)	None
11/05/17	Bal	J. Flacco (261)	A. Collins (43)	A. Collins (13)	J. Maclin (8)	J. Maclin (98)	C. Mosley (8)	T. Suggs (1)	E. Weddle (1)
11/12/17	Cin	A. Dalton (265)	J. Mixon (37)	J. Mixon (9)	B. LaFell (6)	A. Green (115)	N. Vigil (8)	G. Atkins, C. Smith, W. Jackson & C. Lawson (1)	D. Dennard (1)
11/16/17	@ Pit	B. Roethlisberger (299)	L. Bell (46)	L. Bell (12)	A. Brown (10)	A. Brown (144)	R. Shazier (10)	C. Heyward (2)	R. Golen, S. Davis, M. Hilton & C. Sensabaugh (1)

* Opponents tackles from press box stats

2017 TENNESSEE TITANS INDIVIDUAL GAME-BY-GAME PASSING STATISTICS

MATT CASSEL

Date	Opp	W-L	GP / GS	PASSING													
				Att	Cmp	Pct	Yds	Yd/Att	TD	TD%	Int	Int%	Lg	Sk	Yds	Rat	
09/10/17	Oak	L	DNP	0	0	-	0	-	0	-	0	-	0	0	0	0	-
09/17/17	@ Jax	W	DNP	0	0	-	0	-	0	-	0	-	0	0	0	0	-
09/24/17	Sea	W	DNP	0	0	-	0	-	0	-	0	-	0	0	0	0	-
10/01/17	@ Hou	L	p	10	4	40.0	21	2.1	0	0.0	2	20.0	10	2	8	8.3	
10/08/17	@ Mia	L	S	32	21	65.6	141	4.4	1	3.1	0	0.0	17	6	22	85.5	
10/16/17	Ind	W	DNP	0	0	-	0	-	0	-	0	-	0	0	0	0	-
10/22/17	@ Cle	W	DNP	0	0	-	0	-	0	-	0	-	0	0	0	0	-
11/05/17	Bal	W	DNP	0	0	-	0	-	0	-	0	-	0	0	0	0	-
11/12/17	Cin	W	DNP	0	0	-	0	-	0	-	0	-	0	0	0	0	-
11/16/17	@ Pit	L	DNP	0	0	-	0	-	0	-	0	-	0	0	0	0	-
Totals		6-4	2 / 1	42	25	59.5	162	3.9	1	2.4	2	4.8	17	8	30	55.9	

MARCUS MARIOTA

Date	Opp	W-L	GP / GS	PASSING												
				Att	Cmp	Pct	Yds	Yd/Att	TD	TD%	Int	Int%	Lg	Sk	Yds	Rat
09/10/17	Oak	L	S	41	25	61.0	256	6.2	0	0.0	0	0.0	24	1	1	78.9
09/17/17	@ Jax	W	S	27	15	55.6	215	8.0	1	3.7	1	3.7	42	1	4	78.5
09/24/17	Sea	W	S	32	20	62.5	225	7.0	2	6.3	0	0.0	55t	0	0	104.3
10/01/17	@ Hou	L	S	10	6	60.0	96	9.6	0	0.0	2	20.0	28	0	0	52.5
10/08/17	@ Mia	L	IA	0	0	-	0	-	0	-	0	-	0	0	0	-
10/16/17	Ind	W	S	32	23	71.9	306	9.6	1	3.1	1	3.1	53t	1	1	99.2
10/22/17	@ Cle	W	S	34	21	61.8	203	6.0	0	0.0	0	0.0	23	2	14	78.4
11/05/17	Bal	W	S	28	19	67.9	218	7.8	2	7.1	1	3.6	29	3	32	100.0
11/12/17	Cin	W	S	44	25	56.8	264	6.0	1	2.3	1	2.3	20	4	28	72.5
11/16/17	@ Pit	L	S	33	22	66.7	306	9.3	1	3.0	4	12.1	75t	5	42	66.8
Totals		6-4	9 / 9	281	176	62.6	2089	7.4	8	2.8	10	3.6	75t	17	122	79.9

BRANDON WEEDEN

Date	Opp	W-L	GP / GS	PASSING													
				Att	Cmp	Pct	Yds	Yd/Att	TD	TD%	Int	Int%	Lg	Sk	Yds	Rat	
09/10/17	Oak			Not on Roster													
09/17/17	@ Jax			Not on Roster													
09/24/17	Sea			Not on Roster													
10/01/17	@ Hou			Not on Roster													
10/08/17	@ Mia	L	DNP	0	0	-	0	-	0	-	0	-	0	0	0	0	-
10/16/17	Ind	W	DNP	0	0	-	0	-	0	-	0	-	0	0	0	0	-
10/22/17	@ Cle	W	DNP	0	0	-	0	-	0	-	0	-	0	0	0	0	-
11/05/17	0 Bal	W	IA	0	0	-	0	-	0	-	0	-	0	0	0	0	-
11/12/17	0 Cin	W	IA	0	0	-	0	-	0	-	0	-	0	0	0	0	-
11/16/17	@ Pit	L	IA	0	0	-	0	-	0	-	0	-	0	0	0	0	-
Totals	0 0	4-2	0 / 0	0	0	-	0	-	0	-	0	-	0	0	0	0	-

Other passers: Eric Decker (1 for 0 yards at PIT, 11/16/2017)

2017 TENNESSEE TITANS INDIVIDUAL GAME-BY-GAME RUSHING STATISTICS

DAVID FLUELLEN (RB)							JALSTON FOWLER (FB)								
Date	Opp	GP / GS	RUSHING					Date	Opp	GP / GS	RUSHING				
			Att	Yds	Avg	Lg	TD				Att	Yds	Avg	Lg	TD
09/10/17	Oak	p	0	0	-	0	0	09/10/17	Oak	p	0	0	-	0	0
09/17/17	@ Jax	p	3	18	6.0	10	0	09/17/17	@ Jax	p	1	3	3.0	3t	1
09/24/17	Sea	p	0	0	-	0	0	09/24/17	Sea	S	0	0	-	0	0
10/01/17	@ Hou	p	1	3	3.0	3	0	10/01/17	@ Hou	p	0	0	-	0	0
10/08/17	@ Mia	p	0	0	-	0	0	10/08/17	@ Mia	p	0	0	-	0	0
10/16/17	Ind	p	0	0	-	0	0	10/16/17	Ind	p	0	0	-	0	0
10/22/17	@ Cle	p	0	0	-	0	0	10/22/17	@ Cle	p	0	0	-	0	0
11/05/17	Bal	p	0	0	-	0	0	11/05/17	Bal	p	0	0	-	0	0
11/12/17	Cin	p	0	0	-	0	0	11/12/17	Cin	p	1	1	1.0	1	0
11/16/17	@ Pit	p	0	0	-	0	0	11/16/17	@ Pit	p	0	0	-	0	0
2017 Totals:		10 / 0	4	21	5.3	10	0	2017 Totals:		10 / 1	2	4	2.0	3t	1

DERRICK HENRY (RB)							MARCUS MARIOTA (QB)								
Date	Opp	GP / GS	RUSHING					Date	Opp	GP / GS	RUSHING				
			Att	Yds	Avg	Lg	TD				Att	Yds	Avg	Lg	TD
09/10/17	Oak	p	6	25	4.2	8	0	09/10/17	Oak	S	3	26	8.7	15	1
09/17/17	@ Jax	p	14	92	6.6	17t	1	09/17/17	@ Jax	S	6	24	4.0	8	0
09/24/17	Sea	p	13	54	4.2	25	0	09/24/17	Sea	S	7	27	3.9	10	0
10/01/17	@ Hou	p	6	7	1.2	3	0	10/01/17	@ Hou	S	4	39	9.8	34t	2
10/08/17	@ Mia	p	4	9	2.3	11	0	10/08/17	@ Mia	IA	0	0	-	0	0
10/16/17	Ind	p	19	131	6.9	72t	1	10/16/17	Ind	S	2	0	0.0	1	0
10/22/17	@ Cle	p	13	13	1.0	9	0	10/22/17	@ Cle	S	1	8	8.0	8	0
11/05/17	Bal	p	8	26	3.3	10	1	11/05/17	Bal	S	3	6	2.0	7	0
11/12/17	Cin	p	11	52	4.7	23	0	11/12/17	Cin	S	6	51	8.5	28	0
11/16/17	@ Pit	p	7	32	4.6	16	0	11/16/17	@ Pit	S	5	5	1.0	7t	1
2017 Totals:		10 / 0	101	441	4.4	72t	3	2017 Totals:		9 / 9	37	186	5.0	34t	4

DEMARCO MURRAY (RB)							
Date	Opp	GP / GS	RUSHING				TD
			Att	Yds	Avg	Lg	
09/10/17	Oak	S	12	44	3.7	21	0
09/17/17	@ Jax	S	9	25	2.8	7	0
09/24/17	Sea	S	14	115	8.2	75t	1
10/01/17	@ Hou	S	7	31	4.4	9	0
10/08/17	@ Mia	S	14	58	4.1	13	0
10/16/17	Ind	S	12	40	3.3	7	1
10/22/17	@ Cle	S	18	59	3.3	16	0
11/05/17	Bal	S	9	19	2.1	7	0
11/12/17	Cin	S	14	42	3.0	9	2
11/16/17	@ Pit	S	8	10	1.3	5	0
2017 Totals:		10 / 10	117	443	3.8	75t	4

Other rushers: Delanie Walker (1 for 1 yard TD at JAX, 9/17, 1 for -3 yards vs. IND, 10/16, Taywan Taylor (2 for 16 yards at JAX, 9/17, 1 for -1 yard vs SEA, 9/24, 1 for 6 yards at HOU, 10/1, 1 for 5 yards at MIA, 10/8, 1 for 4 yards vs CIN, 11/12), Rishard Matthews (1 for -3 yards at MIA, 10/8), Adoree' Jackson (1 for 20 yards vs BAL, 11/5, 3 for 30 yards vs CIN, 11/12, 1 for 5 yards at PIT, 11/16)

2017 TENNESSEE TITANS INDIVIDUAL GAME-BY-GAME RECEIVING STATISTICS

COREY DAVIS (WR)								ERIC DECKER (WR)									
Date	Opp	GP / GS	RECEIVING					TD	Date	Opp	GP / GS	RECEIVING					TD
			No	Yds	Avg	Lg	TD					No	Yds	Avg	Lg	TD	
09/10/17	Oak	p	6	69	11.5	23	0	09/10/17	Oak	S	3	10	3.3	8	0		
09/17/17	@ Jax	S	1	4	4.0	4	0	09/17/17	@ Jax	p	3	32	10.7	17	0		
09/24/17	Sea	IA	0	0	-	0	0	09/24/17	Sea	p	4	49	12.3	16	0		
10/01/17	@ Hou	IA	0	0	-	0	0	10/01/17	@ Hou	S	2	13	6.5	7	0		
10/08/17	@ Mia	IA	0	0	-	0	0	10/08/17	@ Mia	p	4	34	8.5	14	0		
10/16/17	Ind	IA	0	0	-	0	0	10/16/17	Ind	S	7	88	12.6	27	0		
10/22/17	@ Cle	IA	0	0	-	0	0	10/22/17	@ Cle	S	0	0	-	0	0		
11/05/17	Bal	S	2	28	14.0	23	0	11/05/17	Bal	p	3	21	7.0	11t	1		
11/12/17	Cin	S	4	48	12.0	19	0	11/12/17	Cin	p	2	19	9.5	10	0		
11/16/17	@ Pit	S	3	27	9.0	15	0	11/16/17	@ Pit	p	3	37	12.3	24	0		
2017 Totals:		5 / 4	16	176	11.0	23	0	2017 Totals:		10 / 4	31	303	9.8	27	1		

DAVID FLUELLEN (RB)								JALSTON FOWLER (FB)									
Date	Opp	GP / GS	RECEIVING					TD	Date	Opp	GP / GS	RECEIVING					TD
			No	Yds	Avg	Lg	TD					No	Yds	Avg	Lg	TD	
09/10/17	Oak	p	0	0	-	0	0	09/10/17	Oak	p	0	0	-	0	0		
09/17/17	@ Jax	p	0	0	-	0	0	09/17/17	@ Jax	p	0	0	-	0	0		
09/24/17	Sea	p	0	0	-	0	0	09/24/17	Sea	S	0	0	-	0	0		
10/01/17	@ Hou	p	0	0	-	0	0	10/01/17	@ Hou	p	0	0	-	0	0		
10/08/17	@ Mia	p	0	0	-	0	0	10/08/17	@ Mia	p	0	0	-	0	0		
10/16/17	Ind	p	0	0	-	0	0	10/16/17	Ind	p	0	0	-	0	0		
10/22/17	@ Cle	p	0	0	-	0	0	10/22/17	@ Cle	p	0	0	-	0	0		
11/05/17	Bal	p	0	0	-	0	0	11/05/17	Bal	p	0	0	-	0	0		
11/12/17	Cin	p	0	0	-	0	0	11/12/17	Cin	p	0	0	-	0	0		
11/16/17	@ Pit	p	0	0	-	0	0	11/16/17	@ Pit	p	0	0	-	0	0		
2017 Totals:		10 / 0	0	0	-	0	0	2017 Totals:		10 / 1	0	0	-	0	0		

DERRICK HENRY (RB)								RISHARD MATTHEWS (WR)									
Date	Opp	GP / GS	RECEIVING					TD	Date	Opp	GP / GS	RECEIVING					TD
			No	Yds	Avg	Lg	TD					No	Yds	Avg	Lg	TD	
09/10/17	Oak	p	0	0	-	0	0	09/10/17	Oak	S	5	71	14.2	24	0		
09/17/17	@ Jax	p	0	0	-	0	0	09/17/17	@ Jax	S	3	43	14.3	20	0		
09/24/17	Sea	p	1	10	10.0	10	0	09/24/17	Sea	S	6	87	14.5	55t	1		
10/01/17	@ Hou	p	0	0	-	0	0	10/01/17	@ Hou	p	3	49	16.3	28	0		
10/08/17	@ Mia	p	0	0	-	0	0	10/08/17	@ Mia	S	3	34	11.3	17	0		
10/16/17	Ind	p	1	14	14.0	14	0	10/16/17	Ind	S	4	69	17.3	27	0		
10/22/17	@ Cle	p	2	11	5.5	8	0	10/22/17	@ Cle	S	3	40	13.3	18	0		
11/05/17	Bal	p	2	10	5.0	6	0	11/05/17	Bal	S	4	70	17.5	29	1		
11/12/17	Cin	p	0	0	-	0	0	11/12/17	Cin	S	5	50	10.0	20	0		
11/16/17	@ Pit	p	0	0	-	0	0	11/16/17	@ Pit	S	5	113	22.6	75t	1		
2017 Totals:		10 / 0	6	45	7.5	14	0	2017 Totals:		10 / 9	41	626	15.3	75t	3		

DEMARCO MURRAY (RB)								JONNU SMITH (TE)									
Date	Opp	GP / GS	RECEIVING					TD	Date	Opp	GP / GS	RECEIVING					TD
			No	Yds	Avg	Lg	TD					No	Yds	Avg	Lg	TD	
09/10/17	Oak	S	2	16	8.0	12	0	09/10/17	Oak	S	0	0	-	0	0		
09/17/17	@ Jax	S	1	3	3.0	3	0	09/17/17	@ Jax	S	2	30	15.0	32t	1		
09/24/17	Sea	S	1	5	5.0	5	0	09/24/17	Sea	S	1	24	24.0	24t	1		
10/01/17	@ Hou	S	2	4	2.0	4	0	10/01/17	@ Hou	S	0	0	-	0	0		
10/08/17	@ Mia	S	4	11	2.8	7	0	10/08/17	@ Mia	S	5	21	4.2	9	0		
10/16/17	Ind	S	4	47	11.8	18	0	10/16/17	Ind	p	1	10	10.0	10	0		
10/22/17	@ Cle	S	3	17	5.7	9	0	10/22/17	@ Cle	S	2	22	11.0	14	0		
11/05/17	Bal	S	2	22	11.0	17	0	11/05/17	Bal	S	0	0	-	0	0		
11/12/17	Cin	S	4	30	7.5	9	1	11/12/17	Cin	S	2	20	10.0	12	0		
11/16/17	@ Pit	S	5	37	7.4	13	0	11/16/17	@ Pit	p	0	0	-	0	0		
2017 Totals:		10 / 10	28	192	6.9	18	1	2017 Totals:		10 / 8	13	127	9.8	32t	2		

PHILLIP SUPERNAW (TE)								TAYWAN TAYLOR (WR)									
Date	Opp	GP / GS	RECEIVING					TD	Date	Opp	GP / GS	RECEIVING					TD
			No	Yds	Avg	Lg	TD					No	Yds	Avg	Lg	TD	
09/10/17	Oak	p	0	0	-	0	0	09/10/17	Oak	p	2	14	7.0	10	0		
09/17/17	@ Jax	S	0	0	-	0	0	09/17/17	@ Jax	p	1	42	42.0	42	0		
09/24/17	Sea	p	1	3	3.0	3	0	09/24/17	Sea	p	2	16	8.0	11	0		
10/01/17	@ Hou	p	0	0	-	0	0	10/01/17	@ Hou	p	0	0	-	0	0		
10/08/17	@ Mia	p	2	16	8.0	11t	1	10/08/17	@ Mia	S	0	0	-	0	0		
10/16/17	Ind	p	0	0	-	0	0	10/16/17	Ind	S	2	61	30.5	53t	1		
10/22/17	@ Cle	p	0	0	-	0	0	10/22/17	@ Cle	p	3	45	15.0	23	0		
11/05/17	Bal	S	0	0	-	0	0	11/05/17	Bal	p	1	-4	-4.0	-4	0		
11/12/17	Cin	p	0	0	-	0	0	11/12/17	Cin	p	2	34	17.0	20	0		
11/16/17	@ Pit	p	0	0	-	0	0	11/16/17	@ Pit	S	0	0	-	0	0		
2017 Totals:		10 / 2	3	19	6.3	11t	1	2017 Totals:		10 / 3	13	208	16.0	53t	1		

DELANIE WALKER (TE)								ERIC WEEMS (WR)									
Date	Opp	GP / GS	RECEIVING					TD	Date	Opp	GP / GS	RECEIVING					TD
			No	Yds	Avg	Lg	TD					No	Yds	Avg	Lg	TD	
09/10/17	Oak	S	7	76	10.9	23	0	09/10/17	Oak	p	0	0	-	0	0		
09/17/17	@ Jax	p	4	61	15.3	19	0	09/17/17	@ Jax	p	0	0	-	0	0		
09/24/17	Sea	S	4	31	7.8	11	0	09/24/17	Sea	p	0	0	-	0	0		
10/01/17	@ Hou	S	3	51	17.0	21	0	10/01/17	@ Hou	p	0	0	-	0	0		
10/08/17	@ Mia	S	3	25	8.3	12	0	10/08/17	@ Mia	p	0	0	-	0	0		
10/16/17	Ind	S	4	17	4.3	10	0	10/16/17	Ind	p	0	0	-	0	0		
10/22/17	@ Cle	S	7	63	9.0	16	0	10/22/17	@ Cle	p	1	5	5.0	5	0		
11/05/17	Bal	p	5	71	14.2	25	0	11/05/17	Bal	p	0	0	-	0	0		
11/12/17	Cin	S	6	63	10.5	20	0	11/12/17	Cin	p	0	0	-	0	0		
11/16/17	@ Pit	S	6	92	15.3	42	0	11/16/17	@ Pit	p	0	0	-	0	0		
2017 Totals:		10 / 8	49	550	11.224	42	0	2017 Totals:		10 / 0	1	5	5.0	5	0		

Other receivers:

2017 TENNESSEE TITANS INDIVIDUAL GAME-BY-GAME PUNTING

BRETT KERN

Date	Opp	GP / GS	PUNTING										
			No.	Yds	Avg	Ret	Yds	R Avg	TB	In	Lg	Blk	Net
09/10/17	Oak	p	4	188	47.0	2	5	2.5	1	2	53	0	40.8
09/17/17	@ Jax	p	3	125	41.7	1	4	4.0	0	0	42	0	40.3
09/24/17	Sea	p	6	341	56.8	3	32	10.7	1	2	66	0	48.2
10/01/17	@ Hou	p	5	246	49.2	2	4	2.0	0	1	54	0	48.4
10/08/17	@ Mia	p	10	549	54.9	7	47	6.7	0	4	71	0	50.2
10/16/17	Ind	p	1	44	44.0	0	0	-	0	1	44	0	44.0
10/22/17	@ Cle	p	4	208	52.0	3	13	4.3	1	2	58	0	43.8
11/05/17	Bal	p	5	256	51.2	2	22	11.0	0	3	56	0	46.8
11/12/17	Cin	p	6	339	56.5	4	46	11.5	2	1	74	0	42.2
11/16/17	@ Pit	p	3	142	47.3	2	23	11.5	0	0	54	0	39.7
2017 Totals:		10 / 0	47	2,438	51.9	26	196	7.5	5	16	74	0	45.6

Other punters: (none)

2017 INDIVIDUAL GAME-BY-GAME PUNT AND KICKOFF RETURNS

ADOREE' JACKSON													
Date	Opp	GP / GS	PUNT RETURNS						KICKOFF RETURNS				
			No	FC	Yds	Avg	Lg	TD	No	Yds	Avg	Lg	TD
09/10/17	Oak	S	1	0	5	5.0	5	0	1	35	35.0	35	0
09/17/17	@ Jax	S	2	2	55	27.5	46	0	0	0	-	0	0
09/24/17	Sea	S	5	0	51	10.2	22	0	2	27	13.5	25	0
10/01/17	@ Hou	S	1	0	3	3.0	3	0	3	71	23.7	48	0
10/08/17	@ Mia	S	2	1	14	7.0	12	0	1	21	21.0	21	0
10/16/17	Ind	S	0	0	0	-	0	0	2	46	23.0	40	0
10/22/17	@ Cle	S	3	0	20	6.7	12	0	0	0	-	0	0
11/05/17	Bal	S	2	1	22	11.0	13	0	1	4	4.0	4	0
11/12/17	Cin	S	3	2	17	5.7	9	0	3	71	23.7	32	0
11/16/17	@ Pit	S	1	0	10	10.0	10	0	5	103	20.6	36	0
2017 Totals:		10 / 10	20	6	197	9.9	46	0	18	378	21.0	48	0

ERIC WEEMS													
Date	Opp	GP / GS	PUNT RETURNS						KICKOFF RETURNS				
			No	FC	Yds	Avg	Lg	TD	No	Yds	Avg	Lg	TD
09/10/17	Oak	p	0	0	0	-	0	0	0	0	-	0	0
09/17/17	@ Jax	p	0	0	0	-	0	0	1	0	0.0	0	0
09/24/17	Sea	p	0	0	0	-	0	0	0	0	-	0	0
10/01/17	@ Hou	p	0	0	0	-	0	0	0	0	-	0	0
10/08/17	@ Mia	p	0	0	0	-	0	0	1	18	18.0	18	0
10/16/17	Ind	p	2	0	15	7.5	13	0	0	0	-	0	0
10/22/17	@ Cle	p	0	0	0	-	0	0	0	0	-	0	0
11/05/17	Bal	p	0	0	0	-	0	0	0	0	-	0	0
11/12/17	Cin	p	0	0	0	-	0	0	0	0	-	0	0
11/16/17	@ Pit	p	0	0	0	-	0	0	0	0	-	0	0
2017 Totals:		10 / 0	2	0	15	7.5	13	0	2	18	9.0	18	0

Other Punt Returners:

Other Kickoff Returners: Eric Decker (1 for 22 yards at JAX, 9/17)

2017 TENNESSEE TITANS INDIVIDUAL GAME-BY-GAME DEFENSIVE STATISTICS

SYLVESTER WILLIAMS (NT)

Date	Opp	GP / GS	TACKLES . . .							INTERCEPTIONS . . .					FUMBLES . . .			SpT	
			Tot	Solo	Asst	Sk	Yds	QBP	TFL	No	Yds	Lg	TD	PD	FF	FR	Yds		
09/10/17	Oak	S	2	1	1	0.0	0.0	0	0	0	0	0	0	0	0	0	0	0	0
09/17/17	@ Jax	S	1	0	1	0.0	0.0	0	0	0	0	0	0	0	0	0	0	0	0
09/24/17	Sea	p	0	0	0	0.0	0.0	0	0	0	0	0	0	0	0	0	0	0	0
10/01/17	@ Hou	S	3	2	1	0.0	0.0	0	0	0	0	0	0	0	0	0	0	0	0
10/08/17	@ Mia	p	0	0	0	0.0	0.0	0	0	0	0	0	0	0	0	0	0	0	0
10/16/17	Ind	IA	0	0	0	0.0	0.0	0	0	0	0	0	0	0	0	0	0	0	0
10/22/17	@ Cle	S	1	0	1	0.0	0.0	0	0	0	0	0	0	0	0	0	0	0	0
11/05/17	Bal	S	1	0	1	0.0	0.0	0	0	0	0	0	0	0	0	0	0	0	0
11/12/17	Cin	p	1	1	0	0.0	0.0	0	1	0	0	0	0	0	0	0	0	0	0
11/16/17	@ Pit	p	2	2	0	0.0	0.0	0	0	0	0	0	0	0	0	0	0	0	0
2017 Totals:		9 / 5	11	6	5	0.0	0.0	0	1	0	0	0	0	0	0	0	0	0	0

AVERY WILLIAMSON (LB)

Date	Opp	GP / GS	TACKLES . . .							INTERCEPTIONS . . .					FUMBLES . . .			SpT	
			Tot	Solo	Asst	Sk	Yds	QBP	TFL	No	Yds	Lg	TD	PD	FF	FR	Yds		
09/10/17	Oak	S	10	5	5	0.0	0.0	0	0	0	0	0	0	0	0	0	0	0	0
09/17/17	@ Jax	S	9	4	5	0.0	0.0	0	0	0	0	0	0	0	1	0	0	0	0
09/24/17	Sea	S	8	6	2	0.0	0.0	0	0	0	0	0	0	0	0	0	0	0	0
10/01/17	@ Hou	S	8	4	4	0.0	0.0	1	0	0	0	0	0	0	0	0	0	0	0
10/08/17	@ Mia	S	10	7	3	0.0	0.0	0	0	0	0	0	0	0	0	0	0	0	0
10/16/17	Ind	S	6	4	2	0.0	0.0	0	0	0	0	0	0	0	1	0	0	0	0
10/22/17	@ Cle	S	15	9	6	0.0	0.0	0	1	0	0	0	0	0	0	0	0	0	0
11/05/17	Bal	S	7	1	6	0.0	0.0	1	0	0	0	0	0	0	0	0	0	0	0
11/12/17	Cin	S	1	0	1	0.0	0.0	0	0	0	0	0	0	0	0	0	0	0	0
11/16/17	@ Pit	S	4	2	2	0.0	0.0	0	0	0	0	0	0	0	0	0	0	0	0
2017 Totals:		10 / 10	78	42	36	0.0	0.0	2	1	0	0	0	0	1	1	0	0	0	0

WESLEY WOODYARD (LB)

Date	Opp	GP / GS	TACKLES . . .							INTERCEPTIONS . . .					FUMBLES . . .			SpT	
			Tot	Solo	Asst	Sk	Yds	QBP	TFL	No	Yds	Lg	TD	PD	FF	FR	Yds		
09/10/17	Oak	S	10	5	5	1.0	5.0	1	1	0	0	0	0	0	0	0	0	0	0
09/17/17	@ Jax	S	15	9	6	0.0	0.0	0	1	0	0	0	0	0	0	0	0	0	0
09/24/17	Sea	S	13	9	4	0.0	0.0	3	2	0	0	0	0	0	0	0	0	0	0
10/01/17	@ Hou	S	12	4	8	0.0	0.0	1	1	0	0	0	0	0	0	0	0	0	0
10/08/17	@ Mia	S	9	5	4	0.0	0.0	0	1	0	0	0	0	0	2	0	0	0	0
10/16/17	Ind	S	11	7	4	1.0	0.0	2	1	0	0	0	0	0	0	1	0	0	0
10/22/17	@ Cle	S	12	10	2	0.0	0.0	0	0	0	0	0	0	0	0	0	0	0	0
11/05/17	Bal	S	20	13	7	0.0	0.0	1	3	0	0	0	0	0	1	0	0	0	0
11/12/17	Cin	S	9	5	4	0.0	0.0	0	0	0	0	0	0	0	1	0	0	0	2
11/16/17	@ Pit	S	3	2	1	0.0	0.0	1	0	0	0	0	0	0	0	0	0	0	0
2017 Totals:		10 / 10	114	69	45	2.0	5.0	9	10	0	0	0	0	4	0	1	0	0	2

2017 TENNESSEE TITANS GAME-BY-GAME FIELD GOALS AND SCORING BY QUARTER

Date	Opp	TITANS						OPPONENTS							
		1ST	2ND	3RD	4TH	OT	TOTAL	TITANS FIELD GOALS	1ST	2ND	3RD	4TH	OT	TOTAL	OPPONENTS FG
09/10/17	Oak	7	3	3	3	0	16	R. Succop (23) (26) (52) 52WR	7	6	3	10	0	26	G. Tavecchio (20) (52) (52) (43)
09/17/17	@ Jax	3	3	17	14	0	37	R. Succop (40) (41) (26)	3	0	0	13	0	16	J. Myers (43)
09/24/17	Sea	0	9	21	3	0	33	R. Succop (24) (37) (47) (35)	0	7	7	13	0	27	None
10/01/17	@ Hou	0	14	0	0	0	14	None	14	16	7	20	0	57	K. Fairbairn (50) (40) (33)
10/08/17	@ Mia	0	3	7	0	0	16	R. Succop (45)	10	0	0	6	0	16	C. Parkey (41)
10/16/17	Ind	6	3	6	21	0	36	R. Succop (48) (32) (40) (48) (23)	3	10	6	3	0	22	J. Vinatieri (36) (25) (52)
10/22/17	@ Cle	3	3	0	3	3	12	R. Succop (43) (23) (46) 53WL (47)	0	3	3	3	0	9	Z. Gonzalez (31) (47) (54)
11/05/17	Bal	10	6	0	7	0	23	R. Succop (48)	3	3	0	14	0	20	J. Tucker (30) (49)
11/12/17	Cin	7	10	0	7	0	24	R. Succop 48WR (44)	6	7	0	7	0	20	None
11/16/17	@ Pit	7	0	10	0	0	17	R. Succop 48B (44)	10	6	7	17	0	40	C. Boswell (41) (28) (50) (26)
11/26/17	@ Ind														
12/03/17	Hou														
12/10/17	@ Ari														
12/17/17	@ SF														
12/24/17	LAR														
12/31/17	Jax														
2017 Totals:		43	54	64	58	3	228		56	58	33	106	0	253	

2017 TENNESSEE TITANS GAME-BY-GAME SCORING

Game 1: Titans vs. Raiders, Sept. 10, 2017

Team	Qtr	Time	Play Description (Drive Plays-Yards, Time)	Raiders	Titans
Raiders	1	12:49	A.Cooper 8 yd. pass from D.Carr (G.Tavecchio kick) (4-50, 2:11)	7	0
Titans	1	6:58	M.Mariota 10 yd. run (R.Succop kick) (12-75, 5:51)	7	7
Raiders	2	14:55	G.Tavecchio 20 yd. Field Goal (15-73, 7:03)	10	7
Titans	2	0:43	R.Succop 23 yd. Field Goal (15-93, 6:20)	10	10
Raiders	2	0:00	G.Tavecchio 52 yd. Field Goal (5-41, 0:43)	13	10
Raiders	3	4:31	G.Tavecchio 52 yd. Field Goal (8-29, 4:11)	16	10
Titans	3	0:00	R.Succop 26 yd. Field Goal (9-67, 4:31)	16	13
Raiders	4	11:58	S.Roberts 19 yd. pass from D.Carr (G.Tavecchio kick) (7-70, 3:02)	23	13
Titans	4	4:49	R.Succop 52 yd. Field Goal (8-46, 1:55)	23	16
Raiders	4	1:09	G. Tavecchio 43 yd. Field Goal (9-34, 3:40)	26	16

Game 2: Titans at Jaguars, Sept. 17, 2017

Team	Qtr	Time	Play Description (Drive Plays-Yards, Time)	Titans	Jaguars
Jaguars	1	7:24	J.Myers 43 yd. Field Goal (12-51, 6:01)	0	3
Titans	1	2:16	R.Succop 40 yd. Field Goal (11-53, 5:08)	3	3
Titans	2	0:00	R.Succop 41 yd. Field Goal (10-38, 2:13)	6	3
Titans	3	9:24	R.Succop 26 yd. Field Goal (10-31, 4:40)	9	3
Titans	3	6:36	D.Henry 17 yd. run (R.Succop kick) (2-34, 0:46)	16	3
Titans	3	2:49	D.Walker 1 yd. run (R.Succop kick) (3-49, 1:34)	23	3
Titans	4	9:57	J.Smith 32 yd. pass from M.Mariota (R.Succop kick) (8-86, 5:19)	30	3
Jaguars	4	7:12	L.Fournette 1 yd. run (pass failed) (6-75, 2:45)	30	9
Titans	4	4:14	J.Fowler 3 yd. run (R.Succop kick) (6-25, 2:58)	37	9
Jaguars	4	2:11	A.Hurns 7 yd. pass from B.Bortles (J.Myers kick) (6-77, 2:03)	37	16

Game 3: Titans vs. Seahawks, Sept. 24, 2017

Team	Qtr	Time	Play Description (Drive Plays-Yards, Time)	Seahawks	Titans
Titans	2	13:23	R.Succop 24 yd. Field Goal (11-61, 5:20)	0	3
Titans	2	5:51	R.Succop 37 yd. Field Goal (12-49, 6:30)	0	6
Seahawks	2	1:15	D.Baldwin 4 yd. pass from R.Wilson (B.Walsh kick) (5-86, 0:49)	7	6
Titans	2	0:00	R.Succop 47 yd. Field Goal (8-47, 1:15)	7	9
Seahawks	3	10:09	C.Carson 10 yd. pass from R.Wilson (B.Walsh kick) (9-75, 4:51)	14	9
Titans	3	7:34	R.Matthews 55 yd. pass from M.Mariota (R.Succop kick) (4-75, 2:35)	14	16
Titans	3	3:50	J.Smith 24 yd. pass from M.Mariota (R.Succop kick) (5-54, 2:40)	14	23
Titans	3	1:34	D.Murray 75 yd. run (R.Succop kick) (1-75, 0:15)	14	30
Seahawks	4	13:59	L.Willson 27 yd. pass from R.Wilson (pass failed) (8-75, 2:35)	20	30
Titans	4	10:00	R.Succop 35 yd. Field Goal (8-58, 3:59)	20	33
Seahawks	4	1:50	P.Richardson 8 yd. pass from R.Wilson (B.Walsh kick) (12-72, 3:19)	27	33

Game 4: Titans at Texans, Oct. 1, 2017

Team	Qtr	Time	Play Description (Drive Plays-Yards, Time)	Titans	Texans
Texans	1	12:13	L.Miller 2 yd. run (K.Fairbairn kick) (4-43, 1:48)	0	7
Texans	1	5:09	D.Hopkins 8 yd. pass from D.Watson (K.Fairbairn kick) (11-76, 5:07)	0	14
Texans	2	14:54	W.Fuller V 16 yd. pass from D.Watson (K.Fairbairn kick) (9-76, 3:47)	0	21
Titans	2	11:44	M.Mariota 34 yd. run (R.Succop kick) (5-75, 3:10)	7	21
Texans	2	6:01	K.Fairbairn 50 yd. Field Goal (12-43, 5:43)	7	24
Titans	2	1:50	M.Mariota 2 yd. run (R.Succop kick) (7-75, 4:11)	14	24
Texans	2	1:19	D.Watson 1 yd. run (kick failed, wl) (2-58, 0:31)	14	30
Texans	3	6:51	W.Fuller V 10 yd. pass from D.Watson (K.Fairbairn kick) (14-75, 8:09)	14	37
Texans	4	11:19	L.Miller 8 yd. pass from D.Watson (K.Fairbairn kick) (9-73, 5:27)	14	44
Texans	4	8:39	K.Fairbairn 40 yd. Field Goal (5-20, 2:16)	14	47
Texans	4	8:31	D.Cole 25 yd. interception return (K.Fairbairn kick)	14	54
Texans	4	3:34	K.Fairbairn 33 yd. Field Goal (4-0, 2:16)	14	57

Game 5: Titans at Dolphins, Oct. 8, 2017

Team	Qtr	Time	Play Description (Drive Plays-Yards, Time)	Titans	Dolphins
Dolphins	1	0:53	C.Parkey 41 yd. Field Goal (7-19, 3:09)	0	3
Dolphins	1	0:06	R.Jones 38 yd. fumble return (C.Parkey kick)	0	10
Titans	2	9:37	R.Succop 45 yd. Field Goal (4--3, 2:15)	3	10
Titans	3	7:17	P.Superman 11 yd. pass from M.Cassel (R.Succop kick) (9-69, 4:42)	10	10
Dolphins	4	10:33	J.Landry 6 yd. pass from J.Cutler (kick failed, wr) (10-58, 4:56)	10	16

Game 6: Titans vs. Colts, Oct. 16, 2017

Team	Qtr	Time	Play Description (Drive Plays-Yards, Time)	Colts	Titans
Titans	1	11:15	R.Succop 48 yd. Field Goal (8-30, 3:45)	0	3
Colts	1	6:45	A.Vinatieri 36 yd. Field Goal (9-52, 4:30)	3	3
Titans	1	0:47	R.Succop 32 yd. Field Goal (10-61, 5:58)	3	6
Colts	2	10:54	J.Doyle 8 yd. pass from J.Brissett (A.Vinatieri kick) (9-73, 4:53)	10	6
Titans	2	4:10	R.Succop 40 yd. Field Goal (12-72, 6:44)	10	9
Colts	2	0:14	A.Vinatieri 25 yd. Field Goal (12-69, 3:56)	13	9
Colts	3	13:50	J.Simon 26 yd. interception return (kick failed, hlu)	19	9
Titans	3	9:43	R.Succop 48 yd. Field Goal (8-45, 4:07)	19	12
Titans	3	4:35	R.Succop 23 yd. Field Goal (5-26, 2:03)	19	15
Titans	4	10:01	D.Murray 3 yd. run (R.Succop kick) (15-87, 8:24)	19	22
Colts	4	7:27	A.Vinatieri 52 yd. Field Goal (6-6, 2:34)	22	22
Titans	4	5:29	T.Taylor 53 yd. pass from M.Mariota (R.Succop kick) (4-75, 1:58)	22	29
Titans	4	0:47	D.Henry 72 yd. run (R.Succop kick) (5-87, 1:32)	22	36

Game 7: Titans at Browns Oct. 22, 2017

Team	Qtr	Time	Play Description (Drive Plays-Yards, Time)	Titans	Browns
Titans	1	8:38	R.Succop 43 yd. Field Goal (11-45, 6:22)	3	0
Browns	2	8:31	Z.Gonzalez 31 yd. Field Goal (7-27, 3:40)	3	3
Titans	2	1:37	R.Succop 23 yd. Field Goal (14-70, 6:54)	6	3
Browns	3	4:25	Z.Gonzalez 47 yd. Field Goal (10-70, 5:07)	6	6
Titans	4	14:50	R.Succop 46 yd. Field Goal (9-47, 4:35)	9	6
Browns	4	0:47	Z.Gonzalez 54 yd. Field Goal (10-31, 3:30)	9	9
Titans	5	1:55	R.Succop 47 yd. Field Goal (7-20, 4:02)	12	9

2017 TENNESSEE TITANS GAME-BY-GAME SCORING

Game 8: Titans vs. Ravens, Nov. 5, 2017

Team	Qtr	Time	Play Description (Drive Plays-Yards, Time)	Ravens	Titans
Titans	1	10:58	R.Succop 48 yd. Field Goal (7-45, 4:02)	0	3
Ravens	1	5:59	J.Tucker 30 yd. Field Goal (12-63, 4:59)	3	3
Titans	1	1:04	R.Matthews 16 yd. pass from M.Mariota (R.Succop kick) (3-46, 1:21)	3	10
Ravens	2	9:56	J.Tucker 49 yd. Field Goal (13-44, 6:08)	6	10
Titans	2	2:24	D.Henry 1 yd. run (kick failed, wr) (7-26, 3:10)	6	16
Ravens	4	8:56	J.Allen 3 yd. pass from J.Flacco (J.Tucker kick) (6-42, 2:55)	13	16
Titans	4	3:58	E.Decker 11 yd. pass from M.Mariota (R.Succop kick) (9-75, 4:58)	13	23
Ravens	4	0:46	M.Wallace 1 yd. pass from J.Flacco (J.Tucker kick) (16-75, 3:12)	20	23

Game 9: Titans vs. Bengals Nov. 12, 2017

Team	Qtr	Time	Play Description (Drive Plays-Yards, Time)	Bengals	Titans
Titans	1	7:56	D.Murray 2 yd. run (R.Succop kick) (10-84, 5:25)	0	7
Bengals	1	4:44	B.LaFell 37 yd. pass from A.Dalton (kick failed, wl) (8-75, 3:12)	6	7
Titans	2	5:08	D.Murray 1 yd. run (R.Succop kick) (5-27, 1:31)	6	14
Bengals	2	1:42	J.Mixon 3 yd. run (R.Bullock kick) (1-3, 0:04)	13	14
Titans	2	0:00	R.Succop 44 yd. Field Goal (10-53, 1:42)	13	17
Bengals	4	5:03	A.Green 70 yd. pass from A.Dalton (R.Bullock kick) (2-82, 0:41)	20	17
Titans	4	0:36	D.Murray 7 yd. pass from M.Mariota (R.Succop kick) (12-73, 4:27)	20	24

Game 10: Titans at Steelers, Nov. 16, 2017

Team	Qtr	Time	Play Description (Drive Plays-Yards, Time)	Titans	Steelers
Steelers	1	12:25	A.Brown 41 yd. pass from B.Roethlisberger (C.Boswell kick) (6-75, 2:35)	0	7
Steelers	1	9:41	C.Boswell 41 yd. Field Goal (5-1, 1:46)	0	10
Titans	1	3:05	M.Mariota 7 yd. run (R.Succop kick) (11-68, 6:36)	7	10
Steelers	2	1:37	C.Boswell 28 yd. Field Goal (7-10, 1:34)	7	13
Steelers	2	0:18	C.Boswell 50 yd. Field Goal (7-35, 0:53)	7	16
Titans	3	14:49	R.Matthews 75 yd. pass from M.Mariota (R.Succop kick) (1-75, 0:11)	14	16
Steelers	3	10:01	A.Brown 5 yd. pass from B.Roethlisberger (C.Boswell kick) (10-75, 4:48)	14	23
Titans	3	5:34	R.Succop 44 yd. Field Goal (8-49, 4:27)	17	23
Steelers	4	14:56	J.James 1 yd. pass from B.Roethlisberger (C.Boswell kick) (12-75, 5:38)	17	30
Steelers	4	12:12	A.Brown 10 yd. pass from B.Roethlisberger (C.Boswell kick) (3-51, 1:27)	17	37
Steelers	4	5:21	C.Boswell 26 yd. Field Goal (10-44, 6:18)	17	40

TITANS-RAIDERS: GAME SUMMARY



Titans 16, Raiders 26
 Week 1 • Sunday, Sept. 10, 2017 • 12 p.m. CT • Nissan Stadium



GAME RECAP

The Titans kicked off the 2017 NFL season with a Week 1 matchup at home against the Oakland Raiders and fell by a score of 26-16. The highly anticipated contest featured the return of Titans quarterback **Marcus Mariota** and Raiders quarterback **Derek Carr**, who each suffered almost identical season-ending injuries in Week 16 of the 2016 season.

The Raiders' offense came out strong as Carr connected with wide receiver **Amari Cooper** for an eight-yard touchdown on Oakland's opening drive. However, as Mariota and the Titans offense took the field for the first time, Tennessee responded right back with a 10-yard rushing touchdown by the third-year signalcaller to tie the game at seven.

Three field goals were kicked in the second quarter, two by Oakland and one by Tennessee. Oakland began the second quarter in possession of the ball and converted a 20-yard field goal. At the two minute warning, the Titans offense failed to capitalize in the red zone and settled for a 23-yard field goal. With two seconds remaining in the first half, Oakland K **Giorgio Tavecchio** nailed a 52-yarder to put the Raiders up 13-10 at the break.

In the third quarter, safety **Brynden Trawick** committed a roughing the kicker penalty, repeating fourth down and putting the Raiders in field goal range. Oakland capitalized on the Titans' mistake as Tavecchio converted his second 52-yarder of the day.

Oakland tacked on another touchdown in the fourth quarter on a 19-yard pass from Carr to wide receiver **Seth Roberts**. Oakland and Tennessee also kicked one field goal apiece, making the final score 26-16

SCORING

	1	2	3	4	Final
Oakland	7	6	3	10	26
Tennessee	7	3	3	3	16

TEAM	SCORING PLAY	TIME
Raiders	A.Cooper 8 yd. pass from D.Carr (G.Tavecchio kick)	1-12:49
Titans	M.Mariota 10 yd. run (R.Succop kick)	1-6:58
Raiders	G.Tavecchio 20 yd. Field Goal	2-14:55
Titans	R.Succop 23 yd. Field Goal	2-0:43
Raiders	G.Tavecchio 52 yd. Field Goal	2-0:00
Raiders	G.Tavecchio 52 yd. Field Goal	3-4:31
Titans	R.Succop 26 yd. Field Goal	3-0:00
Raiders	S.Roberts 19 yd. pass from D.Carr (G.Tavecchio kick)	4-11:58
Titans	R.Succop 52 yd. Field Goal	4-4:49
Raiders	G.Tavecchio 43 yd. Field Goal	4-1:09

Missed FGs: R. Succop 52WR

Attendance: 69,089

Time of Game: 2:59

Weather: Sunny, 72° F, wind 7mph

Referee: Jerome Boger



TEAM STATISTICS

	Raiders	Titans
TOTAL FIRST DOWNS	22	21
THIRD DOWN EFFICIENCY	5-12-42%	7-14-50%
FOURTH DOWN EFFICIENCY	1-1-100%	0-0-0%
TOTAL NET YARDS	359	350
Plays - Avg.	63-5.7	63-5.6
NET YARDS RUSHING	109	95
Rushes - Avg.	29-3.8	21-4.5
NET YARDS PASSING	250	255
Sacks - Yards Lost	2-12	1-1
PASS ATT-COMP-INT	32-22-0	41-25-0
PUNTS - Avg.	3-52.7	4-47.0
PUNT RETURNS - Yards	2-5	1-5
KICKOFFS RETURNS - Yards	1-41	1-35
INTERCEPTIONS - Yards	0-0	0-0
PENALTIES Number and Yards	5-49	5-49
FUMBLES - Lost	3-0	0-0
TOUCHDOWNS	2	1
EXTRA POINTS Made-Attempts	2-2	1-1
FIELD GOALS Made-Attempts	4-4	3-4
RED ZONE EFFICIENCY	2-3-67%	1-3-33%
GOAL TO GO EFFICIENCY	1-2-50%	1-2-50%
SAFETIES	0	0
GIVEAWAYS	0	0
TAKEAWAYS	0	0
TIME OF POSSESSION	31:39	28:21

RAIDERS STARTERS

OFFENSE		DEFENSE	
WR 15	M.Crabtree	DE 97	M.Edwards
LT 72	D.Penn	DT 94	E.Vanderdoes
LG 70	K.Osemele	NT 78	J.Ellis
C 61	R.Hudson	DE 52	K.Mack
RG 66	G.Jackson	SLB 51	B.Irvin
RT 73	M.Newhouse	MLB 55	M.Lee
TE 87	J.Cook	WLB 57	C.James
WR 89	A.Cooper	LCB 29	D.Amerson
QB 4	D.Carr	RCB 21	S.Smith
RB 24	M.Lynch	FS 27	R.Nelson
TE 86	L.Smith	SS 42	K.Joseph

TITANS STARTERS

OFFENSE		DEFENSE	
WR 18	R.Matthews	DE 90	D.Jones
TE 82	D.Walker	NT 96	S.Williams
LT 77	T.Lewan	DT 99	J.Casey
LG 67	Q.Spain	OLB 91	D.Morgan
C 60	B.Jones	ILB 59	W.Woodyard
RG 64	J.Kline	ILB 54	A.Williamson
RT 78	J.Conklin	OLB 98	B.Orakpo
WR 87	E.Decker	CB 25	A.Jackson
QB 8	M.Mariota	SS 37	J.Cyprien
TE 81	J.Smith	FS 31	K.Byard
RB 29	D.Murray	CB 26	L.Ryan

RAIDERS INDIVIDUAL STATISTICS

Rushing	Att	Yds	Avg	Lg	TD
M. Lynch	18	76	4.2	14	0
J. Richard	5	22	4.4	9	0
C. Patterson	1	5	5.0	5	0
D. Washington	3	4	1.3	4	0
D. Carr	2	2	1.0	3	0
Total	29	109	3.8	14	0

Passing	Att	Cmp	Yds	TD	Lg	IN	Rt
D. Carr	32	22	262	2	25	0	114.3
Total	32	22	262	2	25	0	114.3

Receiving	No	Yds	Avg	Lg	TD
M.Crabtree	6	83	13.8	25	0
A.Cooper	5	62	12.4	23	1
J.Cook	5	56	11.2	22	0
D.Washington	2	18	9.0	13	0
S.Roberts	1	19	19.0	19	1
M.Lynch	1	16	16.0	16	0
J.Richard	1	6	6.0	6	0
C.Patterson	1	2	2.0	2	0
Total	22	262	11.9	25	2

Interceptions	No	Yds	Avg	Lg	TD
Total	0	0	-	-	0

Leading Tacklers (Press Box Totals)

K. Joseph 9-6-3; R. Nelson 8-5-3; T. Adams 7-4-3.

Sacks: M. Edwards 0.5; J. Ellis 0.5. **FF:** None **FR:** None

TITANS INDIVIDUAL STATISTICS

Rushing	Att	Yds	Avg	Lg	TD
D.Murray	12	44	3.7	21	0
M. Mariota	3	26	8.7	15	1
D. Henry	6	25	4.2	8	0
Total	21	95	4.5	21	1

Passing	Att	Cmp	Yds	TD	Lg	IN	Rt
M. Mariota	41	25	256	0	24	0	78.9
Total	41	25	256	0	24	0	78.9

Receiving	No	Yds	Avg	Lg	TD
D.Walker	7	76	10.9	23	0
C.Davis	6	69	11.5	23	0
R.Matthews	5	71	14.2	24	0
E.Decker	3	10	3.3	8	0
D.Murray	2	16	8.0	12	0
T.Taylor	2	14	7.0	10	0
Total	25	256	10.2	24	0

Interceptions	No	Yds	Avg	Lg	TD
Total	0	0	0.0	0	0

Leading Tacklers (Coaching Totals)

A. Williamson 10-5-5; W. Woodyard 10-5-5; K. Byard 9-7-2.

Sacks: W. Woodyard 1; D. Morgan 1. **FF:** B. Orakpo 1; L. Ryan 1. **FR:** None

TITANS-JAGUARS: GAME SUMMARY



Titans 37, Jaguars 16
Week 2 • Sunday, Sept. 17, 2017 • 1 p.m. ET • EverBank Field



GAME RECAP

The Titans traveled to Jacksonville in Week 2 of the 2017 season to take on the Jaguars for the first contest of the year between the AFC South rivals. Tennessee scored a 31 points in the second half to secure a 37-16 road victory and even its record at 1-1.

Tennessee began the game with control of the ball but quickly went three-and-out on the opening drive. Jacksonville capitalized on its first possession, engineering a 51-yard scoring drive that culminated in a field goal to put the Jaguars up 3-0. The Titans offense returned to the field as QB **Marcus Mariota** completed back-to-back 10 and 16-yard passes to WR **Eric Decker**. An eight-yard third down conversion pass from Mariota to TE **Delanie Walker** helped edge the Titans closer to the end zone, but Tennessee was forced to settle for a 40-yard field goal by K **Ryan Succop**.

On second-and-16 in the second quarter, Jaguars QB **Blake Bortles** was strip-sacked by LB **Brian Orakpo**, and LB **Erik Walden** recovered the ball. However, less than two minutes later Mariota threw his lone interception of the day to Jaguars LB **Telvin Smith**. The Jacksonville offense took the field again only to see Bortles throw an interception to DB **Curtis Riley**. The Titans then battled back from a second-and-30 to convert a 41-yard field goal just before halftime.

On Jacksonville's second half opening drive, Bortles was picked off by safety **Da'Norris Searcy**, marking a turnover for Jacksonville on three straight possessions. In the third quarter, Succop converted a 26-yard field goal, running back **Derrick Henry** ran in a 17-yard touchdown and Walker recorded his first career rushing touchdown.

The fourth quarter saw rookie TE **Jonnu Smith** record his first career touchdown on a 32-yard screen pass from Mariota. RB **Leonard Fournette** added a one-yard touchdown for Jacksonville, and the Titans responded on the following possession with a three-yard touchdown by FB **Jalston Fowler**. Bortles connected with WR **Allen Hurns** for one final touchdown, but Tennessee ran out the clock and secured a 37-16 victory in Jacksonville.

SCORING

	1	2	3	4	Final
Tennessee	3	3	17	14	37
Jacksonville	3	0	0	13	16

TEAM	SCORING PLAY	TIME
Jaguars	J.Myers 43 yd. Field Goal	1-7:24
Titans	R.Succop 40 yd. Field Goal	1-2:16
Titans	R.Succop 41 yd. Field Goal	2-0:00
Titans	R.Succop 26 yd. Field Goal	3-9:24
Titans	D.Henry 17 yd. run (R.Succop kick)	3-6:36
Titans	D.Walker 1 yd. run (R.Succop kick)	3-2:49
Titans	J.Smith 32 yd. pass from M.Mariota (R.Succop kick)	4-9:57
Jaguars	L.Fournette 1 yd. run (pass failed)	4-7:12
Titans	J.Fowler 3 yd. run (R.Succop kick)	4-4:14
Jaguars	A.Hurns 7 yd. pass from B.Bortles (J.Myers kick)	4-2:11

Missed FGs: None
 Attendance: 61,709
 Time of Game: 3:02
 Weather: Sunny, 84° F, wind 10 mph
 Referee: Ed Hochuli



TEAM STATISTICS

	Titans	Jaguars
TOTAL FIRST DOWNS	21	20
THIRD DOWN EFFICIENCY	6-13-46%	6-13-46%
FOURTH DOWN EFFICIENCY	0-0-0%	0-0-0%
TOTAL NET YARDS	390	310
Plays - Avg.	64-6.1	61-5.1
NET YARDS RUSHING	179	99
Rushes - Avg.	36-5.0	25-4.0
NET YARDS PASSING	211	211
Sacks - Yards Lost	1-4	2-12
PASS ATT-COMP-INT	27-15-1	34-20-2
PUNTS - Avg.	3-41.7	5-49.2
PUNT RETURNS - Yards	2-55	1-4
KICKOFFS RETURNS - Yards	2-22	4-88
INTERCEPTIONS - Yards	2-10	1-2
PENALTIES Number and Yards	7-70	10-99
FUMBLES - Lost	0-0	2-1
TOUCHDOWNS	4	2
EXTRA POINTS Made-Attempts	4-4	1-2
FIELD GOALS Made-Attempts	3-3	1-1
RED ZONE EFFICIENCY	3-4-75%	2-2-100%
GOAL TO GO EFFICIENCY	2-3-67%	1-1-100%
SAFETIES	0	0
GIVEAWAYS	1	3
TAKEAWAYS	3	1
TIME OF POSSESSION	30:46	29:14

TITANS STARTERS

OFFENSE		DEFENSE	
WR 18	R.Matthews	DE 90	D.Jones
TE 89	P.Supermax	NT 96	S.Williams
LT 77	T.Lewan	DT 99	J.Casey
LG 67	Q.Spain	OLB 91	D.Morgan
C 60	B.Jones	ILB 59	W.Woodyard
RG 64	J.Kline	ILB 54	A.Williamson
RT 78	J.Conklin	OLB 98	B.Orakpo
WR 84	C.Davis	CB 25	A.Jackson
TE 81	J.Smith	SS 21	D.Searcy
QB 8	M.Mariota	FS 31	K.Byard
RB 29	D.Murray	CB 26	L.Ryan

JAGUARS STARTERS

OFFENSE		DEFENSE	
WR 11	M.Lee	DE 91	Y.Ngakoue
LT 74	C.Robinson	NT 95	A.Jones
LG 77	P.Omameh	DT 97	M.Jackson
C 65	B.Linder	DE 93	C.Campbell
RG 60	A.Cann	WLB 50	T.Smith
RT 78	J.Parnell	MLB 51	P.Posluszny
TE 89	M.Lewis	SLB 44	M.Jack
WR 88	A.Hurns	LCB 20	J.Ramsey
QB 5	B.Bortles	FS 39	T.Gipson
FB 40	T.Bohanon	SS 42	B.Church
RB 27	L.Fournette	RCB 21	A.Bouye

TITANS INDIVIDUAL STATISTICS

Rushing	Att	Yds	Avg	Lg	TD
D.Henry	14	92	6.6	17	1
D.Murray	9	25	2.8	7	0
M.Mariota	6	24	4.0	8	0
D.Fluellen	3	18	6.0	10	0
T.Taylor	2	16	8.0	17	0
J.Fowler	1	3	3.0	3	1
D.Walker	1	1	1.0	1	1
Total	36	179	5.0	17	3

Passing	Att	Cmp	Yds	TD	Lg	IN	Rt
M. Mariota	27	15	215	1	42	1	78.5
Total	27	15	215	1	42	1	78.5

Receiving	No	Yds	Avg	Lg	TD
D.Walker	4	61	15.3	19	0
R.Matthews	3	43	14.3	20	0
E.Decker	3	32	10.7	16	0
J.Smith	2	30	15.0	32	1
T.Taylor	1	42	42.0	42	0
C.Davis	1	4	4.0	4	0
D.Murray	1	3	3.0	3	0
Total	15	215	14.3	42	1

Interceptions	No	Yds	Avg	Lg	TD
D. Searcy	1	8	8.0	8	0
C. Riley	1	2	2.0	2	0
Total	2	10	5.0	8	0

Leading Tacklers (Coaching Totals)
 W. Woodyard 15-9-6; K. Byard 9-8-1; A. Williamson 9-4-5.

Sacks: D. Morgan 1; B. Orakpo 1. **FF:** B. Orakpo 1; L. Sims 1. **FR:** E, Walden 1.

JAGUARS INDIVIDUAL STATISTICS

Rushing	Att	Yds	Avg	Lg	TD
L.Fournette	14	40	2.9	7	1
B. Bortles	4	29	7.3	11	0
C. Ivory	6	17	2.8	6	0
C. Grant	1	13	13.0	13	0
Total	25	99	4.0	13	1

Passing	Att	Cmp	Yds	TD	Lg	IN	Rt
B. Bortles	34	20	223	1	29	2	63.7
Total	34	20	223	1	29	2	63.7

Receiving	No	Yds	Avg	Lg	TD
M.Lee	7	76	10.9	19	0
A.Hurns	6	82	13.7	20	1
C.Ivory	3	31	10.3	29	0
L.Fournette	2	21	10.5	11	0
K.Cole	2	13	6.5	11	0
Total	20	223	11.2	29	1

Interceptions	No	Yds	Avg	Lg	TD
T. Smith	1	2	2.0	2	0
Total	1	2	2.0	2	0

Leading Tacklers (Press Box Totals)
 T. Smith 8-6-2; A. Bouye 6-6-0; B. Church 6-6-0.

Sacks: M. Jack 1. **FF:** None **FR:** None

TITANS-SEAHAWKS: GAME SUMMARY



Titans 33, Seahawks 27
Week 3 • Sunday, Sept. 24, 2017 • 12 p.m. CT • Nissan Stadium



GAME RECAP

The Titans returned home in Week 3 of the 2017 season to host the Seattle Seahawks for the first time since 2005. Tennessee improved to 2-1 on the season with a 33-27 victory at home.

The first quarter saw eight straight punts from both teams, four from Tennessee and four from Seattle. LBs **Jayon Brown** and **Wesley Woodyard** made crucial third down stops that halted the Seattle offense.

QB **Marcus Mariota** completed a third down conversion pass on a 17-yard toss to WR **Eric Decker** to close out the first quarter. On the first play of the second quarter, Mariota ran the ball in for a touchdown but it was called back due to a holding penalty on Decker. Tennessee was forced to settle for a 24-yard field goal by **K Ryan Succop** to put the Titans on the board, 3-0.

The Tennessee defense took the field and forced Seattle's fifth consecutive three-and-out. After a late hit by Sherman on Mariota that caused an on-field scuffle the Titans offense lengthened the lead to 6-0 on a 37-yard field goal by Succo.

In the second quarter, CB **Adoree' Jackson** returned a punt 80 yards for a score, but the touchdown was nullified due to a penalty. Seahawks QB **Russell Wilson** hit WR **Doug Baldwin** for a four-yard touchdown, but Tennessee responded with another field goal to put the Titans back on top 9-7 heading into halftime.

In the third stanza, Mariota connected with both WR **Rishard Matthews** for a 55-yard score and TE **Jonnu Smith** for a 24-yard touchdown, increasing the Titans lead to 23-14. RB **DeMarco Murray** also ran in a 75-yard score, which tied for his second-longest career rush, to increase the margin to 30-14.

In the fourth quarter, Seattle added a pair of touchdowns by both TE **Luke Willson** and WR **Paul Richardson**, but failed to execute a two point conversion. Succop converted his fourth field goal of the day as Tennessee sealed a 33-27 home victory.

SCORING

	1	2	3	4	Final
Seattle	0	7	7	13	27
Tennessee	0	9	21	3	33

TEAM	SCORING PLAY	TIME
Titans	R.Succop 24 yd. Field Goal	2-13:23
Titans	R.Succop 37 yd. Field Goal	2-5:51
Seahawks	D.Baldwin 4 yd. pass from R.Wilson (B.Walsh kick)	2-1:15
Titans	R.Succop 47 yd. Field Goal	2-0:00
Seahawks	C.Carson 10 yd. pass from R.Wilson (B.Walsh kick)	3-10:09
Titans	R.Matthews 55 yd. pass from M.Mariota (R.Succop kick)	3-7:34
Titans	J.Smith 24 yd. pass from M.Mariota (R.Succop kick)	3-3:50
Titans	D.Murray 75 yd. run (R.Succop kick)	3-1:34
Seahawks	L.Willson 27 yd. pass from R.Wilson (pass failed)	4-13:59
Titans	R.Succop 35 yd. Field Goal	4-10:00
Seahawks	P.Richardson 8 yd. pass from R.Wilson (B.Walsh kick)	4-1:50

Missed FGs: None

Attendance: 69,127

Time of Game: 3:19

Weather: Sunny, 88° F, wind 4 mph

Referee: Ronald Torbert



TEAM STATISTICS

	Seahawks	Titans
TOTAL FIRST DOWNS	24	21
THIRD DOWN EFFICIENCY	4-14-29%	4-14-29%
FOURTH DOWN EFFICIENCY	1-2-50%	0-0-0%
TOTAL NET YARDS	433	420
Plays - Avg.	72-6.0	67-6.3
NET YARDS RUSHING	69	195
Rushes - Avg.	22-3.1	35-5.6
NET YARDS PASSING	364	225
Sacks - Yards Lost	1-9	0-0
PASS ATT-COMP-INT	49-29-0	32-20-0
PUNTS - Avg.	8-48.5	6-56.8
PUNT RETURNS - Yards	3-32	5-51
KICKOFFS RETURNS - Yards	0-0	2-27
INTERCEPTIONS - Yards	0-0	0-0
PENALTIES Number and Yards	11-98	5-45
FUMBLES - Lost	3-0	0-0
TOUCHDOWNS	4	3
EXTRA POINTS Made-Attempts	3-4	3-3
FIELD GOALS Made-Attempts	0-0	4-4
RED ZONE EFFICIENCY	3-4-75%	0-3-0%
GOAL TO GO EFFICIENCY	2-2-100%	0-0-0%
SAFETIES	0	0
GIVEAWAYS	0	0
TAKEAWAYS	0	0
TIME OF POSSESSION	27:19	32:41

SEAHAWKS STARTERS

OFFENSE		DEFENSE	
WR 89	D.Baldwin	LDE 72	M.Bennett
LT 70	R.Odhiambo	LDT 90	J.Reed
LG 78	L.Joeckel	RDT 91	S.Richardson
C 68	J.Britt	RDE 56	C.Avril
RG 75	O.Aboushi	OLB 57	M.Wilhoite
RT 76	G.Ifedi	MLB 54	B.Wagner
TE 88	J.Graham	OLB 50	K.Wright
WR 10	P.Richardson	LCB 25	R.Sherman
QB 3	R.Wilson	RCB 20	J.Lane
WR 16	T.Lockett	SS 31	K.Chancellor
RB 32	C.Carson	FS 29	E.Thomas

TITANS STARTERS

OFFENSE		DEFENSE	
WR 18	R.Matthews	DE 90	D.Jones
TE 82	D.Walker	DT 99	J.Casey
LT 77	T.Lewan	OLB 91	D.Morgan
LG 67	Q.Spain	ILB 59	W.Woodyard
C 60	B.Jones	ILB 54	A.Williamson
RG 64	J.Kline	OLB 98	B.Orakpo
RT 78	J.Conklin	CB 25	A.Jackson
TE 81	J.Smith	SS 21	D.Searcy
QB 8	M.Mariota	FS 31	K.Byard
FB 45	J.Fowler	CB 26	L.Ryan
RB 29	D.Murray	CB 36	L.Sims

SEAHAWKS INDIVIDUAL STATISTICS

Rushing	Att	Yds	Avg	Lg	TD
C.Carson	11	34	3.1	7	0
R.Wilson	7	26	3.7	11	0
C.Prosise	4	9	2.3	6	0
Total	22	69	3.1	11	0

Passing	Att	Cmp	Yds	TD	Lg	IN	Rt
R. Wilson	49	29	373	4	46	0	110.3
Total	49	29	373	4	46	0	110.3

Receiving	No	Yds	Avg	Lg	TD
D.Baldwin	10	105	10.5	36	1
J.Graham	7	72	10.3	26	0
C.Prosise	3	65	21.7	46	0
L.Willson	3	53	17.7	27	1
P.Richardson	2	30	15.0	22	1
T.Lockett	2	30	15.0	16	0
C.Carson	2	18	9.0	10	1
Total	29	373	12.9	46	4

Interceptions	No	Yds	Avg	Lg	TD
None					
Total	0	0	-	-	0

Leading Tacklers (Press Box Totals)
 B. Wagner 11-8-3; K. Wright 8-5-3; K. Chancellor 7-7-0.

Sacks: None **FF:** None **FR:** None

TITANS INDIVIDUAL STATISTICS

Rushing	Att	Yds	Avg	Lg	TD
D.Murray	14	115	8.2	75	1
D.Henry	13	54	4.2	25	0
M.Mariota	7	27	3.9	10	0
T.Taylor	1	-1	-1.0	-1	0
Total	35	195	5.6	75	1

Passing	Att	Cmp	Yds	TD	Lg	IN	Rt
M. Mariota	32	20	225	2	55	0	104.3
Total	32	20	225	2	55	0	104.3

Receiving	No	Yds	Avg	Lg	TD
R.Matthews	6	87	14.5	55	1
E.Decker	4	49	12.3	17	0
D.Walker	4	31	7.8	11	0
T.Taylor	2	16	8.0	11	0
J.Smith	1	24	24.0	24	1
D.Henry	1	10	10.0	10	0
D.Murray	1	5	5.0	5	0
P.Superdaw	1	3	3.0	3	0
Total	20	225	11.3	55	2

Interceptions	No	Yds	Avg	Lg	TD
None					
Total	0	0	-	-	0

Leading Tacklers (Coaching Totals)
 W. Woodyard 13-9-4; A. Williamson 8-6-2; L. Ryan 8-5-3

Sacks: E. Walden 1 **FF:** None **FR:** None

TITANS-TEXANS: GAME SUMMARY



Titans 14, Texans 57
 Week 4 • Sunday, Oct. 1, 2017 • 12 p.m. CT • NRG Stadium



GAME RECAP

In Week 4 of the 2017 season, the Titans traveled to Houston to face the defending AFC South champions and fell to the Texans by a score of 57-14.

QB Marcus Mariota threw an interception to S Andre Hal on the Titans opening drive and the Texans capitalized by scoring on a two-yard rush by rookie QB Deshaun Watson. On the following Houston possession, the Texans raised the lead to 14-0 on an eight-yard pass from Watson to wide receiver DeAndre Hopkins. The Texans added a third touchdown on the first play of the second quarter, a 16-yard score from Watson to WR Will Fuller V to increase the lead to 21-0. Mariota put the Titans on the board in the second stanza with a 34-yard rushing touchdown, cutting Houston's lead to 21-7.

DT Jurrell Casey manufactured a third-down sack on Watson but Houston K Ka'imi Fairburn was able to convert a 50-yard field goal to put Houston up 24-7. The Titans cut the lead to 10 points on a Mariota two-yard touchdown run. After rookie CB Adoree' Jackson was called for defensive pass interference, Houston took over at the Tennessee one-yard line as Watson ran in his second rushing touchdown of the day. Fairburn missed the extra point as Houston extended its lead to 30-14.

After Mariota threw his second pick to Hal, S Kevin Byard returned the favor by intercepting Watson in the red zone to halt Houston's drive and end the first half. Houston opened the second half with an eight-minute, 14-play scoring drive, which culminated in Fuller's second score as Houston went up 37-14. In the third quarter, QB Matt Cassel took over as Mariota exited the game with a hamstring injury.

Texans RB Lamar Miller added an eight-yard receiving touchdown in the fourth as Houston extended the lead to 44-14. Cassel turned the ball over on three straight possessions, first on an interception to Texans S Marcus Gilchrist, then on a pick six to LB Dylan Cole and finally he fumbled the ball while being sacked. Houston converted another field goal in the fourth and finished the game with a 57-14 victo

SCORING

	1	2	3	4	Final
Tennessee	0	14	0	0	14
Houston	14	16	7	20	57

TEAM	SCORING PLAY	TIME
Titans	L.Miller 2 yd. run (K.Fairbairn kick) 1-12:13	
Texans	D.Hopkins 8 yd. pass from D.Watson (K.Fairbairn kick)	1-5:09
Texans	W.Fuller V 16 yd. pass from D.Watson (K.Fairbairn kick)	2-14:54
Titans	M.Mariota 34 yd. run (R.Succop kick)	2-11:44
Texans	K.Fairbairn 50 yd. Field Goal	2-6:01
Titans	M.Mariota 2 yd. run (R.Succop kick)	2-1:50
Texans	D.Watson 1 yd. run (kick failed, wl)	2-1:19
Texans	W.Fuller V 10 yd. pass from D.Watson (K.Fairbairn kick)	3-6:51
Texans	L.Miller 8 yd. pass from D.Watson (K.Fairbairn kick)	4-11:19
Texans	K.Fairbairn 40 yd. Field Goal	4-8:39
Texans	D.Cole 25 yd. interception return (K.Fairbairn kick)	4-8:31
Texans	K.Fairbairn 33 yd. Field Goal	4-3:34

Missed FGs: None
 Attendance: 71,804

Time of Game: 2:56
 Weather: Sunny, 87° F, wind 3 mph

Referee: Jeff Triplette



TEAM STATISTICS

	Titans	Texans
TOTAL FIRST DOWNS	9	33
THIRD DOWN EFFICIENCY	2-8-25%	6-12-50%
FOURTH DOWN EFFICIENCY	0-0-0%	1-1-100%
TOTAL NET YARDS	195	445
Plays - Avg.	41-4.8	78-5.7
NET YARDS RUSHING	86	173
Rushes - Avg.	19-4.5	42-4.1
NET YARDS PASSING	109	272
Sacks - Yards Lost	2-8	2-11
PASS ATT-COMP-INT	20-10-4	34-25-1
PUNTS - Avg.	5-49.2	2-61.0
PUNT RETURNS - Yards	1-3	3-4
KICKOFFS RETURNS - Yards	3-71	1-42
INTERCEPTIONS - Yards	1-7	4-45
PENALTIES Number and Yards	6-88	3-20
FUMBLES - Lost	1-1	0-0
TOUCHDOWNS	2	7
EXTRA POINTS Made-Attempts	2-2	6-7
FIELD GOALS Made-Attempts	0-0	3-3
RED ZONE EFFICIENCY	1-1-100%	6-9-67%
GOAL TO GO EFFICIENCY	1-1-100%	5-5-100%
SAFETIES	0	0
GIVEAWAYS	5	1
TAKEAWAYS	1	5
TIME OF POSSESSION	20:19	39:41

TITANS STARTERS

OFFENSE		DEFENSE	
TE 81	J.Smith	DE 90	D.Jones
TE 82	D.Walker	NT 96	S.Williams
LT 77	T.Lewan	DT 99	J.Casey
LG 67	Q.Spain	OLB 91	D.Morgan
C 60	B.Jones	ILB 59	W.Woodyard
RG 64	J.Kline	ILB 54	A.Williamson
RT 78	J.Conklin	OLB 98	B.Orakpo
WR 87	E.Decker	CB 25	A.Jackson
QB 8	M.Mariota	SS 21	D.Searcy
TE 71	D.Kelly	FS 31	K.Byard
RB 29	D.Murray	CB 26	L.Ryan

TEXANS STARTERS

OFFENSE		DEFENSE	
WR 10	D.Hopkins	RDE 93	J.Heath
LT 74	C.Clark	NT 98	D.Reader
LG 71	X.Su'a-Filo	LDE 99	J.Watt
C 66	N.Martin	SAM 59	W.Mercilus
RG 79	J.Allen	WILL 55	B.McKinney
RT 68	B.Giacomini	MIKE 41	Z.Cunningham
TE 84	R.Griffin	JACK 90	J.Clowney
WR 15	W.Fuller V	LCB 24	J.Joseph
QB 4	D.Watson	RCB 25	K.Jackson
WR 12	B.Ellington	FS 29	A.Hal
RB 26	L.Miller	SS 21	M.Gilchrist

TITANS INDIVIDUAL STATISTICS

Rushing	Att	Yds	Avg	Lg	TD
M.Mariota	4	39	9.8	34	2
D.Murray	7	31	4.4	9	0
D.Henry	6	7	1.2	3	0
T.Taylor	1	6	6.0	6	0
D.Fluellen	1	3	3.0	3	0
Total	19	86	4.5	34	2

Passing	Att	Cmp	Yds	TD	Lg	IN	Rt
M. Mariota	10	6	96	0	28	2	52.5
M. Cassel	10	4	21	0	10	2	8.3
Total	20	10	117	0	28	4	28.5

Receiving	No	Yds	Avg	Lg	TD
D.Walker	3	51	17.0	21	0
R.Matthews	3	49	16.3	28	0
E.Decker	2	13	6.5	7	0
D.Murray	2	4	2.0	4	0
Total	10	117	11.7	28	0

Interceptions	No	Yds	Avg	Lg	TD
K. Byard	1	7	7.0	7	0
Total	1	7	7.0	7	0

Leading Tacklers (Coaching Totals)

W. Woodyard 12-4-8; K. Byard 10-5-5; A. Williamson 8-4-4

Sacks: J. Casey 1; D. Morgan 1 FF: None FR: None

TEXANS INDIVIDUAL STATISTICS

Rushing	Att	Yds	Avg	Lg	TD
L.Miller	19	75	3.9	9	1
D.Foreman	13	45	3.5	16	0
D.Watson	4	24	6.0	10	1
B.Ellington	1	13	13.0	13	0
A.Blue	4	12	3.0	8	0
W.Fuller V	1	4	4.0	4	0
Total	42	173	4.1	16	2

Passing	Att	Cmp	Yds	TD	Lg	IN	Rt
D. Watson	34	25	283	4	35	1125.0	0
T. Savage	0	0	0	0	0	0	0.0
Total	34	25	283	4	35	1125.0	0

Receiving	No	Yds	Avg	Lg	TD
D.Hopkins	10	107	10.7	21	1
L.Miller	4	56	14.0	32	1
W.Fuller V	4	35	8.8	16	2
B.Ellington	3	44	14.7	35	0
S.Anderson	2	28	14.0	17	0
R.Griffin	2	13	6.5	7	0
Total	25	283	11.3	35	4

Interceptions	No	Yds	Avg	Lg	TD
A. Hal	2	3	1.5	3	0
D. Cole	1	25	25.0	25	1
M. Gilchrist	1	17	17.0	17	0
Total	4	45	11.3	25	1

Leading Tacklers (Press Box Totals)

D. Cole 5-3-2; A. Hal 4-1-3; M. Gilchrist 3-3-0

Sacks: D. Cole 1; J. Clowney 1 FF: J. Clowney 1 FR: B. Dunn 1

TITANS-DOLPHINS: GAME SUMMARY



Titans 10, Dolphins 16
Week 5 • Sunday, Oct. 8, 2017 • 1 p.m. ET • Hard Rock Stadium



GAME RECAP

In Week 5 of the 2017 season the Titans went on the road to face the Miami Dolphins and were defeated in Florida by a score of 16-10.

With QB **Marcus Mariota** battling a hamstring injury, QB **Matt Cassel** made his first start of the season. Cassel was 21-of-32 passing for 141 yards and one touchdown.

In the first quarter, RB **DeMarco Murray** fumbled the ball on second-and-13 to give possession back to Miami at the Tennessee 42-yard line. After a third down pass break up by CB **Adoree' Jackson** on what would have been a Dolphins touchdown, Miami was forced to settle for a 41-yard field goal by K **Cody Parkey** to get on the board first, 3-0.

On the following drive Cassel completed a 59-yard touchdown pass to TE **Delanie Walker**, however the score was nullified due to an offensive pass interference call on TE **Jonnu Smith**. Two snaps later, Cassel was sacked by Dolphins LB **Kiko Alonso** and fumbled the ball. Dolphins S **Reshad Jones** scooped up the ball and returned it for a 38-yard touchdown and put Miami ahead 10-0 late in the first quarter.

In the second quarter, Jackson forced Dolphins RB **Jay Ajayi** to fumble the ball. It was recovered by S **Kevin Byard** to set up a 45-yard field goal by K **Ryan Succop** and put Tennessee on the board, 10-3.

The third stanza saw WR **Rishard Matthews** make a 17-yard, third down catch to keep the chains moving. WR **Eric Decker** caught two back-to-back seven-yard passes, followed by a nine-yard rush by Murray. TE **Phillip Supernaw** registered his first career touchdown, an 11-yard reception, and Succop converted the extra point attempt as the Titans tied the game 10-10.

In the fourth quarter, Dolphins WR **Jarvis Landry** tacked on a six-yard touchdown but the extra point attempt failed. Tennessee couldn't manufacture a comeback and eventually fell to the Dolphins by a final score of 16-10.

SCORING

	1	2	3	4	Final
Tennessee	0	3	7	0	10
Miami	10	0	0	6	16

TEAM	SCORING PLAY	TIME
Dolphins	C.Parkey 41 yd. Field Goal	1-0:53
Dolphins	R.Jones 38 yd. fumble return	1-0:06
Titans	R.Succop 45 yd. Field Goal	2-9:37
Titans	P.Superaw 11 yd. pass from M.Cassel (R.Succop kick)	3-7:17
Dolphins	J.Landry 6 yd. pass from J.Cutler (kick failed, wr)	4-10:33

Missed FGs: None

Attendance: 65,135

Time of Game: 3:13

Weather: Sunny, 89° F, wind ESE 9 mph

Referee: Bill Vinovich



TEAM STATISTICS

	Titans	Dolphins
TOTAL FIRST DOWNS	14	12
THIRD DOWN EFFICIENCY	2-13-15%	5-15-33%
FOURTH DOWN EFFICIENCY	0-0-0%	0-0-0%
TOTAL NET YARDS	188	178
Plays - Avg.	58-3.2	59-3.0
NET YARDS RUSHING	69	100
Rushes - Avg.	20-3.5	31-3.2
NET YARDS PASSING	119	78
Sacks - Yards Lost	6-22	1-14
PASS ATT-COMP-INT	32-21-0	27-12-1
PUNTS - Avg.	10-54.9	9-51.0
PUNT RETURNS - Yards	2-14	7-47
KICKOFF RETURNS - Yards	2-39	2-44
Interceptions - Yards	1-14	0-0
PENALTIES Number and Yards	11-77	5-23
FUMBLES - Lost	2-2	1-1
TOUCHDOWNS	1	2
EXTRA POINTS Made-Attempts	1-1	1-2
FIELD GOALS Made-Attempts	1-1	1-1
RED ZONE EFFICIENCY	1-1-100%	1-1-100%
GOAL TO GO EFFICIENCY	1-1-100%	1-1-100%
SAFETIES	0	0
GIVEAWAYS	2	2
TAKEAWAYS	2	2
TIME OF POSSESSION	30:15	29:45

TITANS STARTERS

OFFENSE		DEFENSE	
WR 18	R.Matthews	DE 90	D.Jones
TE 82	D.Walker	DT 99	J.Casey
LT 77	T.Lewan	OLB 91	D.Morgan
LG 67	Q.Spain	ILB 59	W.Woodyard
C 60	B.Jones	ILB 54	A.Williamson
RG 64	J.Kline	OLB 98	B.Orakpo
RT 78	J.Conklin	CB 25	A.Jackson
WR 13	T.Taylor	CB 36	L.Sims
QB 16	M.Cassel	SS 21	D.Searcy
TE 81	J.Smith	FS 31	K.Byard
RB 29	D.Murray	CB 26	L.Ryan

DOLPHINS STARTERS

OFFENSE		DEFENSE	
WR 10	K.Stills	DE 50	A.Branch
LT 67	L.Tunsil	DT 93	N.Suh
LG 65	A.Steen	DT 56	D.Godchaux
C 51	M.Pouncey	DE 91	C.Wake
RG 74	J.Bushrod	LB 47	K.Alonso
RT 70	J.James	LB 58	R.Mauluga
TE 80	A.Fasano	LB 94	L.Timmons
QB 6	J.Cutler	CB 30	C.Tankersley
RB 23	J.Ajayi	CB 25	X.Howard
WR 14	J.Landry	S 20	R.Jones
WR 11	D.Parker	S 29	N.Allen

TITANS INDIVIDUAL STATISTICS

Rushing	Att	Yds	Avg	Lg	TD
D.Murray	14	58	4.1	13	0
D.Henry	4	9	2.3	11	0
T.Taylor	1	5	5.0	5	0
R.Matthews	1	-3	-3.0	-3	0
Total	20	69	3.5	13	0

Passing	Att	Cmp	Yds	TD	Lg	IN	Rt
M. Cassel	32	21	141	1	17	0	85.5
Total	32	21	141	1	17	0	85.5

Receiving	No	Yds	Avg	Lg	TD
J.Smith	5	21	4.2	9	0
E.Decker	4	34	8.5	14	0
D.Murray	4	11	2.8	7	0
R.Matthews	3	34	11.3	17	0
D.Walker	3	25	8.3	12	0
P.Superaw	2	16	8.0	11	1
Total	21	141	6.7	17	1

Interceptions	No	Yds	Avg	Lg	TD
T. Smith	1	14	14.0	14	0
Total	1	14	14.0	14	0

Leading Tacklers (Coaching Totals)

A. Williamson 10-7-3; W. Woodyard 9-5-4; D. Jones 6-6-0; D. Searcy 6-6-0

Sacks: J. Casey 1 FF: A. Jackson 1 FR: K. Byard 1

DOLPHINS INDIVIDUAL STATISTICS

Rushing	Att	Yds	Avg	Lg	TD
J.Ajayi	25	77	3.1	11	0
D.Williams	3	15	5.0	9	0
J.Cutler	2	8	4.0	9	0
K.Drake	1	0	0.0	0	0
Total	31	100	3.2	11	0

Passing	Att	Cmp	Yds	TD	Lg	IN	Rt
J. Cutler	26	12	92	1	17	1	52.1
M. Gray	1	0	0	0	0	0	39.6
Total	27	12	92	1	17	1	50.2

Receiving	No	Yds	Avg	Lg	TD
J.Landry	5	44	8.8	17	1
J.Ajayi	2	2	1.0	2	0
J.Thomas	1	15	15.0	15	0
D.Williams	1	13	13.0	13	0
K.Stills	1	13	13.0	13	0
D.Parker	1	6	6.0	6	0
J.Grant	1	-1	-1.0	-1	0
Total	12	92	7.7	17	1

Interceptions	No	Yds	Avg	Lg	TD
Total	0	0	-	-	0

Leading Tacklers (Press Box Totals)

K. Alonso 7-6-1; R. Jones 7-6-1; L. Timmons 7-6-1

Sacks: A. Branch 2; K. Alonso 1; C. Harris 1; N. Suh 1; R. Jones 0.5; C. Wake 0.5 FF: K. Alonso 1; D. Godchaux 1 FR: R. Jones 2

TITANS-COLTS: GAME SUMMARY

Titans 36, Colts 22
Week 6 • Monday, Oct. 16, 2017 • 7:30 p.m. CT • Nissan Stadium



GAME RECAP

In Week 6 of the 2017 season, the Titans returned to Monday Night Football for the first time since 2014 as Tennessee hosted the AFC rival Indianapolis Colts. Tennessee snapped an 11-game losing streak against Indianapolis with a 36-22 victory. QB **Marcus Mariota** returned to game action after missing the previous contest with a hamstring injury.

The Titans got on the board 3:45 into the game as K **Ryan Succop** converted a 48-yard field goal on Tennessee's opening drive and in the process set an NFL record for most consecutive field goals made under 50 yards. Indianapolis responded as Colts K **Adam Vinatieri** kicked a 36-yard field goal on the following possession to tie the game, 3-3. Tennessee found its way into the red zone again in the first quarter, but was forced to settle for another field goal as Succop extended the Titans lead, 6-3.

On the first drive of the second quarter, Indianapolis took a 10-6 lead as Colts QB **Jacoby Brissett** tossed an eight-yard touchdown pass to Colts TE **Jack Doyle**. Succop converted his third field goal of the day as the Titans narrowed the score, 10-9. The Colts answered back with Vinatieri's second field goal of the day to increase Indianapolis' lead 13-9 to end the first half.

In the third quarter, Mariota threw an interception on the Titans first possession and Colts SLB **John Simon** returned it 26 yards for a touchdown. The extra point attempt failed as Indianapolis went up 19-9. Succop converted a pair of field goals from 48 yards and 23 yards as the Titans edged closer with a score of 19-15.

Tennessee scored its first touchdown of the day in the fourth quarter on a three-yard rushing score by RB **DeMarco Murray** to give the Titans a 22-19 lead. After a big third-down stop by LB **Jayon Brown**, Indianapolis was held to a 52-yard field goal to tie the game at 22-22.

After two back-to-back first down receptions by WR **Eric Decker**, Mariota hit WR **Taywan Taylor** for a 53-yard touchdown as Tennessee took the lead back, 29-22. RB **Derrick Henry** added a 72-yard insurance touchdown run as the Titans defeated the Colts by a score of 36-22.

SCORING

	1	2	3	4	Final
Indianapolis	3	10	6	3	22
Tennessee	6	3	6	21	36

TEAM	SCORING PLAY	TIME
Titans	R.Succop 48 yd. Field Goal	1-11:15
Colts	A.Vinatieri 36 yd. Field Goal	1-6:45
Titans	R.Succop 32 yd. Field Goal	1-0:47
Colts	J.Doyle 8 yd. pass from J.Brissett (A.Vinatieri kick)	2-10:54
Titans	R.Succop 40 yd. Field Goal	2-4:10
Colts	A.Vinatieri 25 yd. Field Goal	2-0:14
Colts	J.Simon 26 yd. interception return (kick failed, hlu)	3-13:50
Titans	R.Succop 48 yd. Field Goal	3-9:43
Titans	R.Succop 23 yd. Field Goal	3-4:35
Titans	D.Murray 3 yd. run (R.Succop kick)	4-10:01
Colts	A.Vinatieri 52 yd. Field Goal	4-7:27
Titans	T.Taylor 53 yd. pass from M.Mariota (R.Succop kick)	4-5:29
Titans	D.Henry 72 yd. run (R.Succop kick)	4-0:47


Missed FGs: None

Attendance: 63,888

Time of Game: 3:12

Weather: Clear, 57° F, wind NE 7 mph

Referee: Walt Anderson



TEAM STATISTICS

	Colts	Titans
TOTAL FIRST DOWNS	18	25
THIRD DOWN EFFICIENCY	2-9-22%	6-13-46%
FOURTH DOWN EFFICIENCY	0-1-0%	1-1-100%
TOTAL NET YARDS	297	473
Plays - Avg.	57-5.2	67-7.1
NET YARDS RUSHING	85	168
Rushes - Avg.	19-4.5	34-4.9
NET YARDS PASSING	212	305
Sacks - Yards Lost	1-0	1-1
PASS ATT-COMP-INT	37-21-0	32-23-1
PUNTS - Avg.	3-53.3	1-44.0
PUNT RETURNS - Yards	0-0	2-15
KICKOFF RETURNS - Yards	5-157	2-46
Interceptions - Yards	1-26	0-0
PENALTIES Number and Yards	5-51	4-45
FUMBLES - Lost	1-1	0-0
TOUCHDOWNS	2	3
EXTRA POINTS Made-Attempts	1-2	3-3
FIELD GOALS Made-Attempts	3-3	5-5
RED ZONE EFFICIENCY	1-4-25%	1-3-33%
GOAL TO GO EFFICIENCY	1-2-50%	1-2-50%
SAFETIES	0	0
GIVEAWAYS	1	1
TAKEAWAYS	1	1
TIME OF POSSESSION	24:07	35:53

COLTS STARTERS

OFFENSE		DEFENSE	
WR 13	T.Hilton	DE 96	H.Anderson
LT 74	A.Castonzo	NT 99	A.Woods
LG 67	J.Vujnovich	DT 95	J.Hankins
C 78	R.Kelly	SLB 51	J.Simon
RG 62	L.Clark	MIKE 44	A.Morrison
RT 73	J.Haeg	WILL 57	J.Bostic
TE 84	J.Doyle	RUSH93	J.Sheard
WR 10	D.Moncrief	LCB 30	R.Melvin
QB 7	J.Brissett	SS 41	M.Farley
RB 23	F.Gore	FS 29	M.Hooker
WR 17	K.Aiken	RCB 21	V.Davis

TITANS STARTERS

OFFENSE		DEFENSE	
WR 18	R.Matthews	DE 90	D.Jones
TE 82	D.Walker	DT 99	J.Casey
LT 77	T.Lewan	OLB 91	D.Morgan
LG 67	Q.Spain	ILB 59	W.Woodyard
C 60	B.Jones	ILB 54	A.Williamson
RG 64	J.Kiine	OLB 98	B.Orakpo
RT 78	J.Conklin	CB 25	A.Jackson
WR 87	E.Decker	SS 21	D.Searcy
QB 8	M.Mariota	CB 36	L.Sims
WR 13	T.Taylor	FS 31	K.Byard
RB 29	D.Murray	CB 26	L.Ryan

COLTS INDIVIDUAL STATISTICS

Rushing	Att	Yds	Avg	Lg	TD
F. Gore	10	49	4.9	12	0
M. Mack	2	18	9.0	22	0
J. Brissett	4	15	3.0	7	0
R. Turbin	3	3	1.0	5	0
Total	19	85	4.3	22	0

Passing	Att	Cmp	Yds	TD	Lg	IN	Rt
J. Brissett	37	21	212	1	23	0	82.3
Total	37	21	212	1	23	0	82.3

Receiving	No	Yds	Avg	Lg	TD
J.Doyle	7	50	7.1	11	1
D.Moncrief	5	67	13.4	23	0
R.Turbin	4	37	9.3	16	0
K.Aiken	2	21	10.5	14	0
F.Gore	2	18	9.0	11	0
T.Hilton	1	19	19.0	19	0
Total	21	212	10.1	23	1

Interceptions	No	Yds	Avg	Lg	TD
J. Simon	1	26	26.0	26	1
Total	1	26	26.0	26	1

Leading Tacklers (Press Box Totals)

J. Simon 11-6-5; M. Farley 7-4-3; A. Morrison 7-4-3

Sacks: J. Simon 1 **FF:** None **FR:** None

TITANS INDIVIDUAL STATISTICS

Rushing	Att	Yds	Avg	Lg	TD
D. Henry	19	131	6.9	72	1
D. Murray	12	40	3.3	7	1
M. Mariota	2	0	0.0	1	0
D. Walker	1	-3	-3.0	-3	0
Total	34	168	4.9	72	2

Passing	Att	Cmp	Yds	TD	Lg	IN	Rt
M. Mariota	32	23	306	1	53	1	99.2
Total	32	23	306	1	53	1	99.2

Receiving	No	Yds	Avg	Lg	TD
E.Decker	7	88	12.6	27	0
R.Matthews	4	69	17.3	27	0
D.Murray	4	47	11.8	18	0
D.Walker	4	17	4.3	10	0
T.Taylor	2	61	30.5	53	1
D.Henry	1	14	14.0	14	0
J.Smith	1	10	10.0	10	0
Total	23	306	13.3	53	1

Interceptions	No	Yds	Avg	Lg	TD
Total	0	0	-	-	0

Leading Tacklers (Coaching Totals)

W. Woodyard 11-7-4; A. Williamson 6-4-2; K. Byard 6-3-3

Sacks: W. Woodyard 1 **FF:** A. Williamson 1 **FR:** W. Woodyard 1

TITANS-BROWNS: GAME SUMMARY



Titans 12, Browns 9
 Week 7 • Sunday, Oct. 22, 2017 • 1:00 p.m. ET • FirstEnergy Stadium



GAME RECAP

In Week 7 of the 2017 season, Tennessee traveled to Cleveland to take on the Browns and won in overtime by a score of 12-9.

On the Titans opening drive, the first snap was an 18-yard completion from QB Marcus Mariota to WR Rishard Matthews. Tennessee moved the ball efficiently, but was forced to settle for a 43-yard field goal by K Ryan Succop to take an early 3-0 lead. The Titans defense forced Cleveland to go three-and-out on its first two possessions.

In the second quarter, Mariota threw a 12-yard pass to TE Delanie Walker who caught the ball and was initially ruled down by contact. Cleveland challenged the call and the ruling on the field was reversed as Walker was charged with a fumble, recovered by Cleveland. The Browns took possession at the Tennessee 40-yard line but the Titans defense was able to hold the Browns to a 31-yard field goal to tie the game, 3-3.

On Tennessee's second scoring drive, Mariota scrambled for eight yards on a third-and-seven and RB DeMarco Murray carried for 16 yards for back-to-back first downs. The Titans were held to another field goal as Tennessee took a 6-3 lead. With 30 seconds remaining in the first half and Cleveland driving the ball down the field, S Kevin Byard intercepted Browns QB DeShone Kizer to give Tennessee possession and preserve a lead heading into halftime.

During the Browns' third quarter opening drive, Byard picked off Kizer again for his second interception of the day. However, Tennessee was unable to capitalize on the turnover as an unsuccessful fourth-and-goal attempt left the score unchanged. Kizer was benched in the third quarter in favor of Browns QB Cody Kessler, who led Cleveland on a scoring drive that culminated in a 47-yard field goal to tie the game, 6-6.

Tennessee responded with a fourth-quarter, 46-yard field goal to retake a 9-6 lead. Byard recorded an interception hat trick as he picked off Kessler for 23 yards, marking the first time a Titan tallied three picks in one game since 2007. With 51 seconds left in regulation, Kessler led the Browns on a field goal scoring drive to tie the game at 9-9 and send the contest into overtime. After three consecutive three-and-outs, two by Cleveland and one by Tennessee, Mariota was able to engineer a seven-play, 20-yard scoring drive as Succop nailed his fourth field goal of the day to seal a 12-9 Titans victory.

SCORING

	1	2	3	4	OT	Final
Tennessee	3	3	0	3	3	12
Cleveland	0	3	3	3	0	9

TEAM	SCORING PLAY	TIME
Titans	R.Succop 43 yd. Field Goal	1-8:38
Browns	Z.Gonzalez 31 yd. Field Goal	2-8:31
Titans	R.Succop 23 yd. Field Goal	2-1:37
Browns	Z.Gonzalez 47 yd. Field Goal	3-4:25
Titans	R.Succop 46 yd. Field Goal	4-14:50
Browns	Z.Gonzalez 54 yd. Field Goal	4-0:47
Titans	R.Succop 47 yd. Field Goal	5-1:55

Missed FGs: R. Succop 53WL

Attendance: 59,061

Time of Game: 3:14

Weather: Sunny, 74° F, wind S 12 mph

Referee: Terry McAulay



TEAM STATISTICS

	Titans	Browns
TOTAL FIRST DOWNS	16	19
THIRD DOWN EFFICIENCY	5-17-29%	3-13-23%
FOURTH DOWN EFFICIENCY	0-1-0%	1-2-50%
TOTAL NET YARDS	269	284
Plays - Avg.	68-4.0	67-4.2
NET YARDS RUSHING	80	66
Rushes - Avg.	32-2.5	26-2.5
NET YARDS PASSING	189	218
Sacks - Yards Lost	2-14	2-17
PASS ATT-COMP-INT	34-21-0	39-22-3
PUNTS - Avg.	4-52.0	4-44.5
PUNT RETURNS - Yards	3-20	3-13
KICKOFF RETURNS - Yards	0-0	1-30
Interceptions - Yards	3-60	0-0
PENALTIES Number and Yards	5-35	12-81
FUMBLES - Lost	1-1	0-0
TOUCHDOWNS	0	0
EXTRA POINTS Made-Attempts	0-0	0-0
FIELD GOALS Made-Attempts	4-5	3-3
RED ZONE EFFICIENCY	0-2-0%	0-1-0%
GOAL TO GO EFFICIENCY	0-2-0%	0-0-0%
SAFETIES	0	0
GIVEAWAYS	1	3
TAKEAWAYS	3	1
TIME OF POSSESSION	35:23	32:42

TITANS STARTERS

OFFENSE		DEFENSE	
WR 18	R.Matthews	DE 90	D.Jones
TE 82	D.Walker	NT 96	S.Williams
LT 77	T.Lewan	DT 99	J.Casey
LG 67	Q.Spain	OLB 91	D.Morgan
C 60	B.Jones	ILB 59	W.Woodyard
RG 64	J.Kline	ILB 54	A.Williamson
RT 78	J.Conklin	OLB 98	B.Orakpo
WR 87	E.Decker	CB 25	A.Jackson
QB 8	M.Mariota	SS 21	D.Searcy
TE 81	J.Smith	FS 31	K.Byard
RB 29	D.Murray	CB 26	L.Ryan

BROWNS STARTERS

OFFENSE		DEFENSE	
WR 18	K.Britt	DE 95	M.Garrett
LT 73	J.Thomas	DT 93	T.Coley
LG 75	J.Bitonio	DT 55	D.Shelton
C 64	J.Tretter	DE 90	E.Ogbah
RG 70	K.Zeitler	WILL 58	C.Kirksey
RT 72	S.Coleman	MIKE 53	J.Schobert
TE 86	R.Telfer	SAM 51	J.Collins
WR 80	R.Louis	CB 20	B.Boddy-Calhoun
QB 7	D.Kizer	CB 21	J.Taylor
RB 34	I.Crowell	S 24	I.Campbell
FB 40	D.Vitale	S 26	D.Kindred

TITANS INDIVIDUAL STATISTICS

Rushing	Att	Yds	Avg	Lg	TD
D.Murray	18	59	3.3	16	0
D.Henry	13	13	1.0	9	0
M.Mariota	1	8	8.0	8	0
Total	32	80	2.5	16	0

Passing	Att	Cmp	Yds	TD	Lg	IN	Rt
M. Mariota	34	21	203	0	23	0	78.4
Total	34	21	203	0	23	0	78.4

Receiving	No	Yds	Avg	Lg	TD
D.Walker	7	63	9.0	16	0
T.Taylor	3	45	15.0	23	0
R.Matthews	3	40	13.3	18	0
D.Murray	3	17	5.7	9	0
J.Smith	2	22	11.0	14	0
D.Henry	2	11	5.5	8	0
E.Weems	1	5	5.0	5	0
Total	21	203	9.7	23	0

Interceptions	No	Yds	Avg	Lg	TD
K. Byard	3	60	20.0	28	0
Total	3	60	20.0	28	0

Leading Tacklers (Coaching Totals)
 A. Williamson 15-9-6; W. Woodyard 12-10-2; D. Jones 6-5-1

Sacks: D. Morgan 1.5; B. Orakpo 0.5 **FF:** None
FR: None

BROWNS INDIVIDUAL STATISTICS

Rushing	Att	Yds	Avg	Lg	TD
I. Crowell	17	35	2.1	7	0
D. Johnson	7	26	3.7	10	0
B. Treggs	1	6	6.0	6	0
C. Kessler	1	-1	-1.0	-1	0
Total	26	66	2.5	10	0

Passing	Att	Cmp	Yds	TD	Lg	IN	Rt
D. Kizer	20	12	114	0	19	2	36.2
C. Kessler	19	10	121	0	31	1	50.5
Total	39	22	235	0	31	3	42.1

Receiving	No	Yds	Avg	Lg	TD
D.Johnson	6	45	7.5	14	0
I.Crowell	4	36	9.0	15	0
R.Louis	3	21	7.0	12	0
D.Njoku	2	58	29.0	31	0
S.DeValve	2	27	13.5	17	0
K.Britt	2	7	3.5	5	0
B.Treggs	1	19	19.0	19	0
R.Higgins	1	11	11.0	11	0
D.Vitale	1	11	11.0	11	0
Total	22	235	10.7	31	0

Interceptions **No** **Yds** **Avg** **Lg** **TD**
Total **0** **0** **-** **-** **0**

Leading Tacklers (Press Box Totals)
 C. Kirksey 17-8-9; J. Schobert 9-5-4; D. Kindred 7-6-1

Sacks: J. Collins 1; M. Garrett 1 **FF:** C. Kirksey 1
FR: None

TITANS-RAVENS: GAME SUMMARY



Titans 23, Ravens 20

Week 9 • Sunday, Nov. 5, 2017 • 12:00 p.m. CT • Nissan Stadium



GAME RECAP

In Week 9 of the 2017 season, the Titans hosted the Baltimore Ravens and won against the AFC North opponent by a score of 23-20. Coming off of a Week 8 bye, Tennessee's aim going forward was to improve on scoring in the first half of contests. On the Titans' opening drive, the first offensive play was a 29-yard completion from QB **Marcus Mariota** to WR **Rishard Matthews**. Tennessee's third play of the game saw CB **Adoree' Jackson** enter on offense and take a carry for a 20-yard gain, but ultimately the Titans settled for a 48-yard field goal by K **Ryan Succop** to take an early 3-0 lead.

On Baltimore's opening drive, the Titans' defense forced the Ravens to go three-and-out. However, on fourth down Baltimore dialed up a trick play as Ravens P **Sam Koch** faked a punt and threw a 16-yard pass to Ravens WR **Chris Moore** for a first down. The Tennessee defense, led by DT **Jurrell Casey's** back-to-back tackles for loss, held Baltimore to a 30-yard field goal to tie the game, 3-3. Also in the first quarter, S **Kevin Byard** picked off Ravens QB **Joe Flacco** for his first interception of the day. Mariota hit Matthews for a 16-yard touchdown reception on the ensuing drive as the Titans took a 10-3 lead.

Ravens K **Justin Tucker** tacked on another field goal in the second quarter to cut Tennessee's lead to 10-6. On a Ravens punt in the second stanza, Baltimore was called for an illegal formation penalty. The Titans opted to replay the punt, and Koch botched the punt to give Tennessee possession at the Baltimore 26-yard line. The Titans capitalized as RB **Derrick Henry** rushed for a one-yard touchdown. However, Succop missed the extra point as Tennessee took a 16-6 lead to close out the first half.

Byard intercepted Flacco again in the third quarter to notch his second pick of the day and fifth in two games.

On the first play of the fourth quarter with Tennessee still up 16-6, Baltimore went for it on fourth down. LB **Wesley Woodyard** made the stop, halting Ravens RB **Javorius Allen** to give the Titans possession at their own 17-yard line. However, Tennessee turned the ball back over as Mariota was quickly intercepted by Ravens S **Eric Weddle**. Baltimore capitalized on the turnover as Flacco completed a three-yard touchdown pass to Allen, cutting the Titans lead to 16-10. Tennessee responded on the following drive as Mariota led the Titans on a 75-yard touchdown drive culminating in an 11-yard touchdown reception by WR **Eric Decker**. Decker's score extended the fourth quarter lead to 23-13. Mirroring the Titans, Flacco led the Ravens on a 75-yard touchdown drive that was capped off by a one-yard touchdown pass to Ravens WR **Mike Wallace**. Ultimately, the Ravens couldn't engineer a comeback as Tennessee won the contest by a final score of 23-20.

SCORING

	1	2	3	4	OT	Final
Baltimore	3	3	0	14	0	20
Tennessee	10	6	0	7	0	23

TEAM SCORING PLAY

TEAM	SCORING PLAY	TIME
Titans	R.Succop 48 yd. Field Goal	1-10:58
Ravens	J.Tucker 30 yd. Field Goal	1-5:59
Titans	R.Matthews 16 yd. pass from M.Mariota (R.Succop kick)	1-1:04
Ravens	J.Tucker 49 yd. Field Goal	2-9:56
Titans	D.Henry 1 yd. run (kick failed, wr)	2-2:24
Ravens	J.Allen 3 yd. pass from J.Flacco (J.Tucker kick)	4-8:56
Titans	E.Decker 11 yd. pass from M.Mariota (R.Succop kick)	4-3:58
Ravens	M.Wallace 1 yd. pass from J.Flacco (J.Tucker kick)	4-0:46

Missed FGs: None

Attendance: 67,322

Time of Game: 3:07

Weather: Cloudy, 75° F, wind WSW 10 mph

Referee: John Hussey



TEAM STATISTICS

	Ravens	Titans
TOTAL FIRST DOWNS	24	14
THIRD DOWN EFFICIENCY	6-16-38%	3-11-27%
FOURTH DOWN EFFICIENCY	3-4-75%	0-0-0%
TOTAL NET YARDS	341	257
Plays - Avg.	77-4.4	52-4.9
NET YARDS RUSHING	73	71
Rushes - Avg.	22-3.3	21-3.4
NET YARDS PASSING	268	186
Sacks - Yards Lost	2-9	3-32
PASS ATT-COMP-INT	53-35-2	28-19-1
PUNTS - Avg.	4-45.0	5-51.2
PUNT RETURNS - Yards	2-22	2-22
KICKOFF RETURNS - Yards	1-22	1-4
Interceptions - Yards	1-22	2-33
PENALTIES Number and Yards	6-39	3-39
FUMBLES - Lost	1-0	0-0
TOUCHDOWNS	2	3
EXTRA POINTS Made-Attempts	2-2	2-3
FIELD GOALS Made-Attempts	2-2	1-1
RED ZONE EFFICIENCY	2-4-50%	3-3-100%
GOAL TO GO EFFICIENCY	1-1-100%	1-1-100%
SAFETIES	0	0
GIVEAWAYS	2	1
TAKEAWAYS	1	2
TIME OF POSSESSION	32:22	27:38

RAVENS STARTERS

OFFENSE		DEFENSE	
TE 87	M.Williams	DT 98	B.Williams
WR 17	M.Wallace	NT 97	M.Pierce
WR 18	J.Maclin	DE 94	C.Davis
LT 79	R.Stanley	RUSH55	T.Suggs
LG 74	J.Hurst	MLB 57	C.Mosley
C 66	R.Jensen	WLB 48	P.Onwuasor
RG 68	M.Skura	SLB 99	M.Judon
RT 77	A.Howard	LCB 24	B.Carr
TE 82	B.Watson	SS 23	T.Jefferso
QB 5	J.Flacco	FS 32	E.Weddle
RB 34	A.Collins	RCB 22	J.Smith

TITANS STARTERS

OFFENSE		DEFENSE	
WR 18	R.Matthews	DE 90	D.Jones
TE 89	P.Supernaw	NT 96	S.Williams
LT 77	T.Lewan	DT 99	J.Casey
LG 62	B.Schwenke	OLB 91	D.Morgan
C 60	B.Jones	ILB 59	W.Woodyard
RG 64	J.Kline	ILB 54	A.Williamson
RT 78	J.Conklin	OLB 98	B.Orakpo
WR 84	C.Davis	CB 25	A.Jackson
QB 8	M.Mariota	SS 37	J.Cyprien
TE 81	J.Smith	FS 31	K.Byard
RB 29	D.Murray	CB 26	L.Ryan

RAVENS INDIVIDUAL STATISTICS

Rushing	Att	Yds	Avg	Lg	TD
A. Collins	13	43	3.3	14	0
J. Allen	7	21	3.0	7	0
J. Flacco	1	7	7.0	7	0
B. Rainey	1	2	2.0	2	0
Total	22	73	3.3	14	0

Passing	Att	Cmp	Yds	TD	Lg	IN	Rt
J. Flacco	52	34	261	2	19	2	74.3
S. Koch	1	1	16	0	16	0	118.8
Total	53	35	277	2	19	2	75.7

Receiving	No	Yds	Avg	Lg	TD
J.Maclin	8	98	12.3	19	0
J.Allen	7	44	6.3	10	1
B.Watson	7	41	5.9	16	0
M.Wallace	4	19	4.8	8	1
M.Williams	3	29	9.7	17	0
B.Perriman	3	28	9.3	14	0
C.Moore	1	16	16.0	16	0
A.Collins	1	3	3.0	3	0
B.Rainey	1	-1	-1.0	-1	0
Total	35	277	7.9	19	2

Interceptions	No	Yds	Avg	Lg	TD
E. Weddle	1	22	22.0	22	0
Total	1	22	22.0	22	0

Leading Tacklers (Press Box Totals)

C. Mosley 8-6-2; P. Onwuasor 6-2-4; M. Judon 5-4-1

Sacks: M. Judon 1; T. Suggs 1; C. Mosley 0.5; C. Davis 0.5 FF: None FR: None

TITANS INDIVIDUAL STATISTICS

Rushing	Att	Yds	Avg	Lg	TD
D. Henry	8	26	3.3	10	1
A. Jackson	1	20	20.0	20	0
D. Murray	9	19	2.1	7	0
M. Mariota	3	6	2.0	7	0
Total	21	71	3.4	20	1

Passing	Att	Cmp	Yds	TD	Lg	IN	Rt
M. Mariota	28	19	218	2	29	1	1100.0
Total	28	19	218	2	29	1	1100.0

Receiving	No	Yds	Avg	Lg	TD
D.Walker	5	71	14.2	25	0
R.Matthews	4	70	17.5	29	1
E.Decker	3	21	7.0	11	1
C.Davis	2	28	14.0	23	0
D.Murray	2	22	11.0	17	0
D.Henry	2	10	5.0	6	0
T.Taylor	1	-4	-4.0	-4	0
Total	19	218	11.5	29	2

Interceptions	No	Yds	Avg	Lg	TD
K. Byard	2	33	16.5	33	0
Total	2	33	16.5	33	0

Leading Tacklers (Coaching Totals)

W. Woodyard 20-13-7; L. Ryan 7-5-2; A. Williamson 7-1-6

Sacks: J. Casey 1; K. Klug 0.5; D. Morgan 0.5 FF: None FR: None

TITANS-BENGALS: GAME SUMMARY



Titans 24, Bengals 20

Week 10 • Sunday, Nov. 12, 2017 • 12:00 p.m. CT • Nissan Stadium



GAME RECAP

In Week 10 of the 2017 season, the Titans had their second consecutive home game as they hosted the Cincinnati Bengals and won by a score of 24-20. After forcing the Bengals to go three-and-out on Cincinnati's opening drive, Tennessee took control of the scoreboard early with a 10-play, 84-yard scoring drive. RB **DeMarco Murray** rushed in his first touchdown of the day, a two-yarder to put the Titans up 7-0 early.

On the following drive, Cincinnati responded as Bengals QB **Andy Dalton** led his team on an eight-play, 75-yard scoring drive that resulted in Dalton passing a 37-yard touchdown to Bengals WR **Brandon LaFell**. However, Bengals K **Randy Bullock** missed the extra point attempt as Tennessee maintained a 7-6 lead.

In the second quarter, the Titans drove their way down the field into Bengals territory. Tennessee was forced to try for a field goal, but K **Ryan Succop** missed the 48-yard attempt as his NFL record consecutive field goals made inside the 50 came to an end at 56. On the Bengals following possession, OLB **Brian Orakpo** strip-sacked Dalton and OLB **Derrick Morgan** recovered the ball to give possession back to the Titans at the Cincinnati 27-yard line. The Titans capitalized by handing the ball off to Murray for his second rushing touchdown of the day, a one-yard score and a 14-6 lead.

With the Bengals driving in the second quarter, Dalton fumbled at the Tennessee 10-yard line and Morgan recovered his second fumble of the day. However, on the next play QB **Marcus Mariota** threw a 20-yard interception to Bengals CB **Darqueze Dennard**. Cincinnati capitalized on the turnover, as Bengals RB **Joe Mixon** scored on a four-yard touchdown rush to even the score at 14-14.

With five seconds remaining on the clock in the first half, Mariota completed a nine-yard pass to WR **Eric Decker** who immediately called a time out as the Titans entered field goal range. With two seconds remaining, the Titans were able to bring the field goal unit on and convert a 44-yard attempt to close out the first half on top, 17-13.

In the fourth quarter, Tennessee lost the lead it had maintained so far through the second half, as Dalton completed a 70-yard touchdown pass to Bengals WR **A.J. Green**

for a 20-17 lead. Needing to respond quickly, Mariota led the Titans on a 12 play, 73-yard drive that resulted in a seven-yard pass to Murray on third-and-seven. Tennessee converted the extra point attempt and sealed a 24-20 home victory.

SCORING

	1	2	3	4	Final
Cincinnati	6	7	0	7	20
Tennessee	7	10	0	7	24

TEAM	SCORING PLAY	TIME
Titans	D.Murray 2 yd. run (R.Succop kick)	1-7:56
Bengals	B.LaFell 37 yd. pass from A.Dalton (kick failed, wl)	1-4:44
Titans	D.Murray 1 yd. run (R.Succop kick)	2-5:08
Bengals	J.Mixon 3 yd. run (R.Bullock kick)	2-1:42
Titans	R.Succop 44 yd. Field Goal	2-0:00
Bengals	A.Green 70 yd. pass from A.Dalton (R.Bullock kick)	4-5:03
Titans	D.Murray 7 yd. pass from M.Mariota (R.Succop kick)	4-0:36

Missed FGs: Succop, 48WR

Attendance: 67,432

Time of Game: 3:17

Weather: Cloudy, 53° F, wind SSW 4 mph

Referee: Jeff Triplette



TEAM STATISTICS

	Bengals	Titans
TOTAL FIRST DOWNS	15	27
THIRD DOWN EFFICIENCY	1-10-10%	7-15-47%
FOURTH DOWN EFFICIENCY	1-1-100%	0-0-0%
TOTAL NET YARDS	308	416
Plays - Avg.	50-6.2	84-5.0
NET YARDS RUSHING	53	180
Rushes - Avg.	14-3.8	36-5.0
NET YARDS PASSING	255	236
Sacks - Yards Lost	1-10	4-28
PASS ATT-COMP-INT	35-20-0	44-25-1
PUNTS - Avg.	7-50.1	6-56.5
PUNT RETURNS - Yards	4-46	3-17
KICKOFF RETURNS - Yards	1-26	3-71
Interceptions - Yards	1-20	0-0
PENALTIES Number and Yards	12-84	5-55
FUMBLES - Lost	2-2	1-1
TOUCHDOWNS	3	3
EXTRA POINTS Made-Attempts	2-3	3-3
FIELD GOALS Made-Attempts	0-0	1-2
RED ZONE EFFICIENCY	1-2-50%	3-3-100%
GOAL TO GO EFFICIENCY	1-2-50%	2-2-100%
SAFETIES	0	0
GIVEAWAYS	2	2
TAKEAWAYS	2	2
TIME OF POSSESSION	19:51	40:09

BENGALS STARTERS

OFFENSE			DEFENSE		
WR 18	A.Green	LDE 96	C.Dunlap		
LOT 70	C.Ogbuehi	NT 99	A.Billings		
LG 65	C.Boling	DT 97	G.Atkins		
C 61	R.Bodine	RDE 90	M.Johnson		
RG 66	T.Hopkins	SLB 59	N.Vigil		
ROT 71	A.Smith	MLB 55	V.Burfic		
TE 81	T.Kroft	WLB 57	V.Rey		
WR 80	J.Malone	LCB 27	D.Kirkpatrick		
WR 11	B.LaFell	RCB 24	A.Jones		
QB 14	A.Dalton	SS 42	C.Fejedelem		
HB 28	J.Mixon	FS 43	G.Iloka		

TITANS STARTERS

OFFENSE			DEFENSE		
WR 18	R.Matthews	DE 90	D.Jones		
TE 82	D.Walker	DT 99	J.Casey		
LT 77	T.Lewan	OLB 91	D.Morgan		
LG 62	B.Schwenke	ILB 59	W.Woodyard		
C 60	B.Jones	ILB 54	A.Williamson		
RG 64	J.Kline	OLB 98	B.Orakpo		
RT 78	J.Conklin	CB 25	A.Jackson		
WR 84	C.Davis	SS 37	J.Cyprien		
QB 8	M.Mariota	FS 31	K.Byard		
TE 81	J.Smith	CB 26	L.Ryan		
RB 29	D.Murray	CB 36	L.Sims		

BENGALS INDIVIDUAL STATISTICS

Rushing	Att	Yds	Avg	Lg	TD
J. Mixon	9	37	4.1	13	1
G. Bernard	2	10	5.0	8	0
A. Erickson	2	6	3.0	7	0
A. Dalton	1	0	0.0	0	0
Total	14	53	3.8	13	1

Passing	Att	Cmp	Yds	TD	Lg	IN	Rt
A. Dalton	35	20	265	2	70	0	100.3
Total	35	20	265	2	70	0	100.3

Receiving	No	Yds	Avg	Lg	TD
B.LaFell	6	95	15.8	37	1
A.Green	5	115	23.0	70	1
G.Bernard	5	38	7.6	15	0
J.Malone	1	6	6.0	6	0
T.Kroft	1	4	4.0	4	0
A.Erickson	1	4	4.0	4	0
J.Mixon	1	3	3.0	3	0
Total	20	265	13.3	70	2

Interceptions	No	Yds	Avg	Lg	TD
D. Dennard	1	20	20.0	20	0
Total	1	20	20.0	20	0

Leading Tacklers (Press Box Totals)

N. Vigil 8-3-5; J. Shaw 7-7-0; G. Iloka 7-3-4

Sacks: G. Atkins 1; C. Smith 1; W. Jackson 1; C. Lawson 1 **FF:** D. Kirkpatrick 1 **FR:** None

TITANS INDIVIDUAL STATISTICS

Rushing	Att	Yds	Avg	Lg	TD
D. Henry	11	52	4.7	23	0
M. Mariota	6	51	8.5	28	0
D. Murray	14	42	3.0	9	2
A. Jackson	3	30	10.0	20	0
T. Taylor	1	4	4.0	4	0
J. Fowler	1	1	1.0	1	0
Total	36	180	5.0	28	2

Passing	Att	Cmp	Yds	TD	Lg	IN	Rt
M. Mariota	44	25	264	1	20	1	72.5
Total	44	25	264	1	20	1	72.5

Receiving	No	Yds	Avg	Lg	TD
D.Walker	6	63	10.5	20	0
R.Matthews	5	50	10.0	20	0
C.Davis	4	48	12.0	19	0
D.Murray	4	30	7.5	9	1
T.Taylor	2	34	17.0	20	0
J.Smith	2	20	10.0	12	0
E.Decker	2	19	9.5	10	0
Total	25	264	10.6	20	1

Interceptions	No	Yds	Avg	Lg	TD
Total	0	0	-	-	0

Leading Tacklers (Coaching Totals)

W. Woodyard 9-5-4; J. Brown 6-4-2; L. Ryan 5-4-1; K. Byard 5-3-2

Sacks: B. Orakpo 1 **FF:** B. Orakpo 1 **FR:** D. Morgan 2

TITANS-STEELERS: GAME SUMMARY



Titans 17, Steelers 40

Week 11 • Thursday, Nov. 16, 2017 • 8:25 p.m. ET • Heinz Field



GAME RECAP

In Week 11 of the 2017 season, the Titans traveled to Pittsburgh to face the Steelers in a primetime Thursday Night Football showdown and lost by a score of 40-17.

The Pittsburgh offense took a quick 7-0 lead as Steelers QB Ben Roethlisberger led his team on a 75-yard scoring drive capped off by a 41-yard touchdown pass to Steelers WR Antonio Brown. Tennessee took the field for its first offensive possession, but on the third play of the drive QB Marcus Mariota threw a 26-yard interception to Steelers CB Mike Hilton. Pittsburgh capitalized on the Titans turnover and tacked on a 41-yard field goal to increase their lead, 10-0. The Tennessee offense took the field again, and with the help of third down conversion receptions by WRs Rishard Matthews and Corey Davis, Mariota was able to find the endzone as he rushed in a seven-yard touchdown to cut Pittsburgh's lead to 10-7.

In the second quarter, Tennessee drove down the field into Pittsburgh territory but was forced to settle for a field goal attempt. However, K Ryan Succop's kick was blocked by Steelers LB T.J. Watt. As Mariota threw his second interception, Pittsburgh was able to tack on two more field goals in the second quarter on back-to-back possessions to end the first half up, 16-7.

On the first play of the third quarter, Mariota hit Matthews for a 75-yard touchdown to cut Pittsburgh's lead to 16-14. The Steelers responded as Roethlisberger connected with Brown for the second time on a five-yard touchdown pass to get ahead, 23-14. On the Titans' following possession, TE Delanie Walker helped get Tennessee in Pittsburgh territory with a 42-yard reception on second-and-five. Succop converted a 44-yard field goal as the Titans inched closer to Pittsburgh, 23-17.

On the first play of the fourth quarter, Roethlisberger capped a 12-play, 75-yard scoring drive with a one-yard touchdown pass to Steelers TE Jesse James. After a Titans punt, the Pittsburgh offense took the field again and Roethlisberger quickly connected with Brown for the third time in the contest, for a 10-yard touchdown reception as the Steelers increased the lead to 37-17. On the following Tennessee possession, Mariota

threw his third interception of the day as Steelers S Robert Golden picked the ball. The opportunistic Steelers capitalized on another Titans mistake and added another field goal to go up, 40-17. Tennessee was unable to engineer a comeback and fell to the Steelers in Pittsburgh by a final score of 40-17.

SCORING

	1	2	3	4	Final
Tennessee	7	0	10	0	17
Pittsburgh	10	6	7	17	40

TEAM	SCORING PLAY	TIME
Steelers	A.Brown 41 yd. pass from B.Roethlisberger (C.Boswell kick)	1-12:25
Steelers	C.Boswell 41 yd. Field Goal	1-9:41
Titans	M.Mariota 7 yd. run (R.Succop kick)	1-3:05
Steelers	C.Boswell 28 yd. Field Goal	2-1:37
Steelers	C.Boswell 50 yd. Field Goal	2-0:18
Titans	R.Matthews 75 yd. pass from M.Mariota (R.Succop kick)	3-14:49
Steelers	A.Brown 5 yd. pass from B.Roethlisberger (C.Boswell kick)	3-10:01
Titans	R.Succop 44 yd. Field Goal	3-5:34
Steelers	J.James 1 yd. pass from B.Roethlisberger (C.Boswell kick)	4-14:56
Steelers	A.Brown 10 yd. pass from B.Roethlisberger (C.Boswell kick)	4-12:12
Steelers	C.Boswell 26 yd. Field Goal	4-5:21

Missed FGs: Succop, 48B

Attendance: 60,703

Time of Game: 3:17

Weather: Cloudy, 40° F, wind W 11-17 mph

Referee: Ronald Torbert



TEAM STATISTICS

	Titans	Steelers
TOTAL FIRST DOWNS	17	25
THIRD DOWN EFFICIENCY	5-13-38%	4-12-33%
FOURTH DOWN EFFICIENCY	1-2-50%	0-1-0%
TOTAL NET YARDS	316	349
Plays - Avg.	60-5.3	69-5.1
NET YARDS RUSHING	52	65
Rushes - Avg.	21-2.5	21-3.1
NET YARDS PASSING	264	284
Sacks - Yards Lost	5-42	3-15
PASS ATT-COMP-INT	34-22-4	45-30-0
PUNTS - Avg.	3-47.3	3-50.7
PUNT RETURNS - Yards	1-10	2-23
KICKOFF RETURNS - Yards	5-103	1-21
INTERCEPTIONS - Yards	0-0	4-98
PENALTIES Number and Yards	9-65	7-61
FUMBLES - Lost	0-0	1-0
TOUCHDOWNS	2	4
EXTRA POINTS Made-Attempts	2-2	4-4
FIELD GOALS Made-Attempts	1-2	4-4
RED ZONE EFFICIENCY	1-2-50%	3-7-43%
GOAL TO GO EFFICIENCY	1-1-100%	2-3-67%
SAFETIES	0	0
GIVEAWAYS	4	0
TAKEAWAYS	0	4
TIME OF POSSESSION	28:20	31:40

TITANS STARTERS

OFFENSE		DEFENSE	
WR 18	R.Matthews	DE 90	D.Jones
TE 82	D.Walker	DT 99	J.Casey
LT 77	T.Lewan	OLB 91	D.Morgan
LG 67	Q.Spain	ILB 59	W.Woodyard
C 60	B.Jones	ILB 54	A.Williamson
RG 64	J.Kline	OLB 98	B.Orakpo
RT 78	J.Conklin	CB 25	A.Jackson
WR 84	C.Davis	SS 37	J.Cyprien
QB 8	M.Mariota	FS 31	K.Byard
WR 13	T.Taylor	CB 26	L.Ryan
RB 29	D.Murray	CB 36	L.Sims

STEELERS STARTERS

OFFENSE		DEFENSE	
WR 84	A.Brown	LDE 97	C.Heyward
LT 78	A.Villanueva	DB 31	M.Hilton
LG 73	R.Foster	RDE 91	S.Tuitt
C 53	M.Pouncey	LOLB 48	B.Dupree
RG 66	D.DeCastro	LILB 50	R.Shazier
RT 77	M.Gilbert	RILB 98	V.Williams
TE 81	J.James	ROLB 90	T.Watt
RB 26	L.Bell	LCB 24	C.Sensabaugh
WR 17	E.Rogers	FS 20	R.Golden
QB 7	B.Roethlisberger	SS 28	S.Davis
WR 19	J.Smith-Schuster	RCB 25	A.Burns

TITANS INDIVIDUAL STATISTICS

Rushing	Att	Yds	Avg	Lg	TD
D.Henry	7	32	4.6	16	0
D.Murray	8	10	1.3	5	0
M.Mariota	5	5	1.0	7	1
A.Jackson	1	5	5.0	5	0
Total	21	52	2.5	16	1

Passing	Att	Cmp	Yds	TD	Lg	IN	Rt
M. Mariota	33	22	306	1	75	4	66.8
E. Decker	1	0	0	0	0	0	39.6
Total	34	22	306	1	75	4	63.7

Receiving	No	Yds	Avg	Lg	TD
D.Walker	6	92	15.3	42	0
R.Matthews	5	113	22.6	75	1
D.Murray	5	37	7.4	13	0
E.Decker	3	37	12.3	24	0
C.Davis	3	27	9.0	15	0
Total	22	306	13.9	75	1

Interceptions	No	Yds	Avg	Lg	TD
Total	0	0	-	-	0

Leading Tacklers (Coaching Totals)
A. Jackson 9-8-1; J. Cyprien 9-5-4; L. Ryan 7-5-2

Sacks: K. Klug 1; D. Morgan 1; E. Walden 1 **FF:** A. Jackson 1 **FR:** None

STEELERS INDIVIDUAL STATISTICS

Rushing	Att	Yds	Avg	Lg	TD
L.Bell	12	46	3.8	7	0
J.Conner	5	12	2.4	5	0
B.Roethlisberger	1	10	10.0	10	0
L.Jones	3	-3	-1.0	-1	0
Total	21	65	3.1	10	0

Passing	Att	Cmp	Yds	TD	Lg	IN	Rt
B. Roethlisberger	45	30	299	4	41	0	0115.0
Total	45	30	299	4	41	0	0115.0

Receiving	No	Yds	Avg	Lg	TD
A.Brown	10	144	14.4	41	3
L.Bell	9	57	6.3	14	0
J.James	5	21	4.2	11	1
J.Smith-Schuster	4	47	11.8	18	0
M.Bryant	2	30	15.0	20	0
Total	30	299	10.0	41	4

Interceptions	No	Yds	Avg	Lg	TD
S. Davis	1	41	41.0	41	0
C. Sensabaugh	1	32	32.0	32	0
M. Hilton	1	26	26.0	26	0
R. Golden	1	-1	-1.0	-1	0
Total	4	98	24.5	41	0

Leading Tacklers (Press Box Totals)
R. Shazier 10-5-5; A. Burns 8-8-0; V. Williams 7-6-1

Sacks: C. Heyward 2; S. Tuitt 1; L. Walton 1; V. Williams 1 **FF:** None **FR:** None



MISCELLANEOUS STATISTICS

TENNESSEE TITANS RECORD WHEN ...

	2017		2016		2015		2014		2013		2012		2011		2010		2009		2008		10-YR. TOTAL		
	W	L	W	L	W	L	W	L	W	L	W	L	W	L	W	L	W	L	W	L	W	L	Pct.
Overall Record	6	4	9	7	3	13	2	14	7	9	6	10	9	7	6	10	8	8	13	3	69	85	0.448
Home	4	1	5	3	1	7	1	7	3	5	4	4	5	3	3	5	5	3	7	1	38	39	0.494
Away	2	3	4	4	2	6	1	7	4	4	2	6	4	4	3	5	3	5	6	2	31	46	0.403
By Month																							
September	2	1	1	2	1	2	1	3	3	1	1	3	2	1	2	1	0	3	4	0	17	17	0.500
October	2	2	3	2	0	3	1	3	0	3	2	2	2	2	3	2	0	3	3	0	16	22	0.421
November	2	1	2	2	1	4	0	4	2	2	1	2	2	2	0	3	5	0	4	1	19	21	0.475
December	0	0	2	1	1	3	0	4	2	3	2	3	2	2	1	3	2	2	2	2	14	23	0.378
January	0	0	1	0	0	1	0	0	0	0	0	0	1	0	0	1	1	0	0	0	3	2	0.600
vs. AFC	5	4	6	6	1	11	2	10	6	6	5	7	7	5	3	9	4	8	9	3	48	69	0.410
South	2	1	2	4	1	5	1	5	2	4	1	5	3	3	2	4	2	4	4	2	20	37	0.351
East	0	1	1	0	0	4	0	1	1	0	3	1	1	0	0	1	2	2	0	1	8	11	0.421
West	0	1	2	2	0	1	1	0	2	2	0	1	1	0	1	3	0	1	1	0	8	11	0.421
North	3	1	1	0	0	1	0	4	1	0	1	0	2	2	0	1	0	1	4	0	12	10	0.545
vs. NFC	1	0	3	1	2	2	0	4	1	3	1	3	2	2	3	1	4	0	4	0	21	16	0.568
South	0	0	0	0	2	2	0	0	0	0	0	0	2	2	0	0	0	0	0	0	4	4	0.500
East	0	0	0	0	0	0	0	4	0	0	0	0	0	0	3	1	0	0	0	0	3	5	0.375
North	0	0	3	1	0	0	0	0	0	0	1	3	0	0	0	0	0	0	4	0	8	4	0.667
West	1	0	0	0	0	0	0	0	1	3	0	0	0	0	0	0	4	0	0	0	6	3	0.667
Playing Conditions																							
On grass	6	3	8	5	2	9	2	11	6	7	5	8	8	5	4	9	7	5	10	2	58	64	0.475
On synthetic grass	0	1	1	2	1	4	0	3	1	2	1	2	1	2	2	1	1	3	3	1	11	21	0.344
Outdoors	6	3	8	5	2	11	2	14	6	7	6	7	8	5	5	9	8	7	12	2	63	70	0.474
Indoors	0	1	1	2	1	2	0	0	1	2	0	3	1	2	1	1	0	1	1	1	6	15	0.286
Day	5	3	8	7	3	12	2	12	7	8	4	10	9	7	5	9	7	5	12	3	62	76	0.449
Night	1	1	1	0	0	1	0	2	0	1	2	0	0	0	1	1	1	3	1	0	7	9	0.438
Temp. 85 or higher	1	1	1	1	0	0	0	0	0	0	0	1	0	1	0	1	0	0	1	0	3	5	0.375
Temp. 32 or lower	0	0	1	0	0	0	0	1	0	1	0	1	0	0	0	1	0	0	2	0	3	4	0.429
In white jerseys	1	2	3	6	1	6	2	13	5	3	2	6	5	3	3	5	3	6	4	2	29	52	0.358
In navy jerseys	4	0	4	1	2	6	0	1	0	2	-	-	-	-	-	-	-	-	0	1	10	11	0.476
In light blue jerseys	1	2	2	0	0	1	0	0	2	4	4	4	4	4	3	5	5	2	9	0	30	22	0.577
Following a win	4	2	3	5	0	3	0	2	2	4	1	4	4	4	2	4	5	2	10	3	31	33	0.484
Following a loss	2	1	6	1	2	10	1	12	4	5	5	5	5	2	3	6	3	5	2	0	33	47	0.413
Win coin toss	1	2	6	5	2	5	2	10	4	3	3	7	6	5	4	5	5	4	5	2	38	48	0.442
Lose coin toss	5	2	3	2	1	8	0	4	3	6	3	3	3	2	2	5	3	4	8	1	31	37	0.456
Titans score on 1st drive	4	1	3	2	1	3	0	2	4	4	3	5	3	1	4	1	3	3	6	0	31	22	0.585
Opp. scores on 1st drive	3	3	2	6	1	6	1	6	3	4	5	4	1	4	0	4	3	3	3	2	22	42	0.344
Titans score first	5	0	6	3	2	5	0	5	3	4	4	4	5	2	4	2	4	2	9	1	42	28	0.600
Opponent scores first	1	4	3	4	1	8	2	9	4	5	2	6	4	5	2	8	4	6	4	2	27	57	0.321
Lead after 1 quarter	4	0	6	1	2	2	0	5	2	4	2	0	6	1	5	1	6	1	7	1	40	16	0.714
Tied after 1 quarter	2	1	1	0	0	3	1	1	1	1	2	2	1	0	1	4	1	1	3	0	13	13	0.500
Trail after 1 quarter	0	3	2	6	1	8	1	8	4	4	2	8	2	6	0	5	1	6	3	2	16	56	0.222
Lead at half	5	0	7	1	2	2	2	5	2	4	6	2	7	2	4	1	5	0	9	0	49	17	0.742
Tied at half	0	0	0	0	0	1	0	1	2	1	0	0	2	0	1	3	2	2	2	0	9	8	0.529
Trail at half	1	4	2	6	1	10	0	8	3	4	0	8	0	5	1	6	1	6	2	3	11	60	0.155

	2017		2016		2015		2014		2013		2012		2011		2010		2009		2008		10-YR. TOTAL		
	W	L	W	L	W	L	W	L	W	L	W	L	W	L	W	L	W	L	W	L	W	L	Pct.
Lead after 3 quarters	4	0	7	0	2	3	2	3	4	0	5	1	7	2	5	1	4	0	11	0	51	10	0.836
Tied after 3 quarters	1	1	0	0	0	0	0	0	1	1	0	0	0	0	0	2	4	2	1	0	7	6	0.538
Trail after 3 quarters	1	3	2	7	1	10	0	11	2	8	1	9	2	5	1	7	0	6	1	3	11	69	0.138
Outcome 7 points or less	4	1	6	3	2	6	1	4	6	5	4	3	5	4	1	4	5	3	4	1	38	34	0.528
Outcome 3 points or less	2	0	4	0	1	4	1	3	1	3	3	0	2	1	0	3	4	2	2	1	20	17	0.541
In Overtime	1	0	0	0	1	0	0	0	0	2	1	1	0	0	0	1	1	1	1	0	5	5	0.500
Score 20 or more points	5	0	6	3	3	3	1	4	5	5	5	2	8	0	6	4	7	1	10	0	56	22	0.718
Allow 20 or fewer points	4	1	5	1	1	4	2	2	6	1	3	1	8	1	5	4	6	1	12	1	52	17	0.754
Outgain opponent	3	1	5	3	3	4	1	3	5	4	3	4	5	2	4	1	5	3	8	0	42	25	0.627
Even yardage	0	0	0	0	0	0	0	0	1	0	0	0	0	0	0	0	0	0	0	0	1	0	0.000
Out-rush opponent	5	0	8	4	3	4	1	2	6	2	4	2	5	0	5	4	7	6	8	0	52	24	0.684
Out-pass opponent	1	2	2	3	2	5	1	6	3	5	1	4	5	3	1	4	5	1	7	1	28	34	0.452
+ Turnover Margin	3	0	5	2	2	1	2	1	5	1	4	1	5	0	5	1	5	1	8	1	44	9	0.830
Even turnover margin	3	2	2	1	0	5	0	3	2	1	1	3	3	4	1	2	0	1	4	1	16	23	0.410
- Turnover margin	0	2	2	4	1	7	0	10	0	7	1	6	1	3	0	7	3	6	1	1	9	53	0.145
Titans 300+ yards	4	2	7	6	3	3	1	9	6	5	3	6	9	4	5	4	8	4	9	0	55	43	0.561
Titans -300 yards	2	2	2	1	0	10	1	5	1	4	3	4	0	3	1	6	0	4	4	3	14	42	0.250
Titans 30+ rushes	5	0	5	1	2	1	1	1	5	2	3	0	4	0	4	0	7	3	11	0	47	8	0.855
Titans -30 rushes	1	4	4	6	1	12	1	13	2	7	3	10	5	7	2	10	1	5	2	3	22	77	0.222
Time of poss. 30:00 +	5	1	7	4	3	6	1	4	6	4	2	2	6	1	2	1	5	1	8	0	45	24	0.652
Time of poss. - 30:00	1	3	2	3	0	7	1	10	1	5	4	8	3	6	4	9	3	7	5	3	24	61	0.282
Have 100-yard rusher	2	0	3	2	1	0	0	0	2	0	3	2	4	0	5	3	8	4	4	0	32	11	0.744
(D. Henry)	1	0	0	0	-	-	-	-	-	-	-	-	-	-	-	-	-	-	-	-	1	0	1.000
(C. Johnson)	-	-	-	-	-	-	-	-	2	0	3	2	4	0	5	3	8	4	4	0	26	9	0.743
(M. Mariota)	0	0	0	0	1	0	-	-	-	-	-	-	-	-	-	-	-	-	-	-	1	0	1.000
(D. Murray)	1	0	3	2	-	-	-	-	-	-	-	-	-	-	-	-	-	-	-	-	4	2	0.667
(L. White)	-	-	-	-	-	-	-	-	-	-	-	-	-	-	-	-	0	0	2	0	2	0	1.000
Have 100-yard receiver	0	1	4	1	2	2	0	4	4	2	1	1	3	4	2	2	2	1	3	0	21	18	0.538
(K. Britt)	-	-	-	-	-	-	-	-	0	0	0	1	1	1	2	0	1	1	-	-	4	3	0.571
(J. Cook)	-	-	-	-	-	-	-	-	-	-	0	0	1	1	0	0	0	0	-	-	1	1	0.500
(J. Gage)	-	-	-	-	-	-	-	-	-	-	-	-	-	-	0	0	0	0	2	0	2	0	1.000
(D. Green-Beckham)	-	-	-	-	1	1	-	-	-	-	-	-	-	-	-	-	-	-	-	-	1	1	0.500
(J. Hunter)	-	-	-	-	0	0	0	0	1	1	-	-	-	-	-	-	-	-	-	-	1	1	0.500
(C. Johnson)	-	-	-	-	-	-	-	-	0	0	0	0	0	0	0	0	1	0	0	0	1	0	1.000
(R. Matthews)	0	1	2	1	-	-	-	-	-	-	-	-	-	-	-	-	-	-	-	-	2	2	0.500
(B. Scaife)	-	-	-	-	-	-	-	-	-	-	-	-	-	-	0	0	0	0	1	0	1	0	1.000
(D. Walker)	0	0	1	0	0	1	0	2	0	0	-	-	-	-	-	-	-	-	-	-	1	3	0.250
(N. Washington)	-	-	-	-	-	-	0	1	3	0	1	0	0	2	0	2	0	0	-	-	4	5	0.444
(D. Williams)	-	-	-	-	-	-	-	-	0	0	0	0	1	0	0	0	-	-	-	-	1	0	1.000
(K. Wright)	-	-	1	0	1	0	0	1	1	1	0	0	-	-	-	-	-	-	-	-	3	2	0.600
Have 300-yard passer	1	1	0	1	1	1	0	1	1	2	1	1	3	0	0	1	1	0	0	0	8	8	0.500
(K. Collins)	-	-	-	-	-	-	-	-	-	-	-	-	-	-	0	1	0	0	0	0	0	1	0.000
(R. Fitzpatrick)	-	-	-	-	-	-	-	-	1	1	-	-	-	-	-	-	-	-	-	-	1	1	0.500
(M. Hasselbeck)	-	-	-	-	-	-	-	-	0	0	0	0	3	0	-	-	-	-	-	-	3	0	1.000
(J. Locker)	-	-	-	-	-	-	0	0	0	1	1	1	0	0	-	-	-	-	-	-	1	2	0.333
(M. Mariota)	1	1	0	1	1	1	-	-	-	-	-	-	-	-	-	-	-	-	-	-	2	3	0.400
(Z. Mettenberger)	-	-	-	-	0	0	0	1	-	-	-	-	-	-	-	-	-	-	-	-	0	1	0.000
(V. Young)	-	-	-	-	-	-	-	-	-	-	-	-	-	-	0	0	1	0	0	0	1	0	1.000
Oppon. 100-yard rusher	0	0	0	1	0	3	0	7	1	1	1	2	2	4	1	2	1	1	1	1	7	22	0.241
Oppon. 100-yard receiver	2	2	5	4	2	5	1	6	0	3	3	5	0	3	2	6	1	5	2	1	18	40	0.310
Oppon. 300-yard passer	1	0	5	2	2	1	1	3	0	1	1	1	1	2	3	5	2	5	2	0	18	20	0.474

2017 TENNESSEE TITANS SUPERLATIVES

TITANS

LONGEST RUN FROM SCRIMMAGE:	75t	by DeMarco Murray vs. Seattle, 9/24
LONGEST PASS COMPLETION:	75t	by Marcus Mariota to Rishard Matthews at Pittsburgh, 11/16
LONGEST PUNT RETURN:	46	by Adoree' Jackson at Jacksonville, 9/17
LONGEST KICKOFF RETURN:	48	by Adoree' Jackson at Houston, 10/1
LONGEST INTERCEPTION RETURN:	33	by Kevin Byard vs. Baltimore, 11/5
LONGEST PUNT:	74	by Brett Kern vs. Cincinnati, 11/12
LONGEST FIELD GOAL:	52	by Ryan Succop vs. Oakland, 9/10
MOST RUSHING ATTEMPTS:	19	by Derrick Henry vs. Indianapolis, 10/16
MOST YARDS RUSHING:	131	by Derrick Henry vs. Indianapolis, 10/16
MOST PASSES ATTEMPTED:	44	by Marcus Mariota vs. Cincinnati, 11/12
MOST YARDS PASSING:	306	Twice, last by Marcus Mariota at Pittsburgh, 11/16
MOST PASSES CAUGHT:	7	Three times, last by Delanie Walker at Cleveland, 10/22
MOST YARDS ON RECEPTIONS:	113	by Rishard Matthews at Pittsburgh, 11/16
MOST TOUCHDOWN PASSES:	2	Twice, last by Marcus Mariota vs. Baltimore, 11/5
MOST INTERCEPTIONS THROWN:	4	by Marcus Mariota at Pittsburgh, 11/16
MOST RUSHING TOUCHDOWNS:	2	Twice, last by DeMarco Murray vs. Cincinnati, 11/12
MOST TOUCHDOWN RECEPTIONS:	1	Nine times, last by Rishard Matthews at Pittsburgh, 11/16

OPPONENTS

LONGEST RUN FROM SCRIMMAGE:	22	by Marlon Mack vs. Indianapolis, 10/16
LONGEST PASS COMPLETION:	70t	by Andy Dalton to A.J. Green vs. Cincinnati, 11/12
LONGEST PUNT RETURN:	23	by Adam Jones vs. Cincinnati, 11/12
LONGEST KICKOFF RETURN:	60	by Quan Bray vs. Indianapolis, 10/16
LONGEST INTERCEPTION RETURN:	41	by Sean Davis at Pittsburgh, 11/16
LONGEST PUNT:	64	by Jon Ryan vs. Seattle, 9/24
LONGEST FIELD GOAL:	54	by Zane Gonzalez at Cleveland, 10/22
MOST RUSHING ATTEMPTS:	25	by Jay Ajayi at Miami, 10/8
MOST YARDS RUSHING:	77	by Jay Ajayi at Miami, 10/8
MOST PASSES ATTEMPTED:	52	by Joe Flacco vs. Baltimore, 11/5
MOST YARDS PASSING:	373	by Russell Wilson vs. Seattle, 9/24
MOST PASSES CAUGHT:	10	Three times, last by Antonio Brown at Pittsburgh, 11/16
MOST YARDS ON RECEPTIONS:	144	by Antonio Brown at Pittsburgh, 11/16
MOST TOUCHDOWN PASSES:	4	Three times, last by Ben Roethlisberger at Pittsburgh, 11/16
MOST INTERCEPTIONS THROWN:	2	Three times, last by Joe Flacco vs. Baltimore, 11/5
MOST RUSHING TOUCHDOWNS:	1	Four times, last by Joe Mixon vs. Cincinnati, 11/12
MOST TOUCHDOWN RECEPTIONS:	3	by Antonio Brown at Pittsburgh, 11/16

TITANS HIGHS AND LOWS

	<u>HIGH</u>		<u>LOW</u>	
POINTS:	37	at Jacksonville, 9/17	10	at Miami, 10/8
FIRST DOWNS:	27	vs. Cincinnati, 11/12	9	at Houston, 10/1
NET RUSHING YARDS:	195	vs. Seattle, 9/24	52	at Pittsburgh, 11/16
NET PASSING YARDS:	305	vs. Indianapolis, 10/16	109	at Houston, 10/1
TOTAL OFFENSE:	473	vs. Indianapolis, 10/16	188	at Miami, 10/8
TOTAL PLAYS:	84	vs. Cincinnati, 11/12	41	at Houston, 10/1
RUSHING ATTEMPTS:	36	Twice, last vs. Cincinnati, 11/12	19	at Houston, 10/1
PASSING ATTEMPTS:	44	vs. Cincinnati, 11/12	20	at Houston, 10/1
PASSES COMPLETED:	25	Twice, last vs. Cincinnati, 11/12	10	at Houston, 10/1
PASSES HAD INT.:	4	Twice, last at Pittsburgh, 11/16	0	Four times, last at Cleveland, 10/22
FUMBLES LOST:	2	at Miami, 10/8	0	Six times, last at Pittsburgh, 11/16
NUMBER OF PENALTIES:	11	at Miami, 10/8	3	vs. Baltimore, 11/5
YARDS PENALIZED:	88	at Houston, 10/1	35	at Cleveland, 10/22
TIME OF POSSESSION:	40:09	vs. Cincinnati, 11/12	20:19	at Houston, 10/1

OPPONENTS HIGHS AND LOWS

	<u>HIGH</u>		<u>LOW</u>	
POINTS:	57	at Houston, 10/1	9	at Cleveland, 10/22
FIRST DOWNS:	33	at Houston, 10/1	12	at Miami, 10/8
NET RUSHING YARDS:	173	at Houston, 10/1	53	vs. Cincinnati, 11/12
NET PASSING YARDS:	364	vs. Seattle, 9/24	78	at Miami, 10/8
TOTAL OFFENSE:	445	at Houston, 10/1	178	at Miami, 10/8
TOTAL PLAYS:	78	at Houston, 10/1	50	vs. Cincinnati, 11/12
RUSHING ATTEMPTS:	42	at Houston, 10/1	14	vs. Cincinnati, 11/12
PASSING ATTEMPTS:	53	vs. Baltimore, 11/5	27	at Miami, 10/8
PASSES COMPLETED:	35	vs. Baltimore, 11/5	12	at Miami, 10/8
PASSES HAD INT.:	3	at Cleveland, 10/22	0	Five times, last at Pittsburgh, 11/16
FUMBLES LOST:	2	vs. Cincinnati, 11/12	0	Six times, last at Pittsburgh, 11/16
NUMBER OF PENALTIES:	12	Twice, last vs. Cincinnati, 11/12	3	at Houston, 10/1
YARDS PENALIZED:	99	at Jacksonville, 9/17	20	at Houston, 10/1
TIME OF POSSESSION:	39:41	at Houston, 10/1	19:51	vs. Cincinnati, 11/12

BIG PLAYS (30 OR MORE YARDS FROM SCRIMMAGE)

TITANS BIG PLAYS

1. 42 -yard pass from Marcus Mariota to Taywan Taylor at Jacksonville, 9/17
2. 32 -yard touchdown pass from Marcus Mariota to Jonnu Smith at Jacksonville, 9/17
3. 55 -yard touchdown pass from Marcus Mariota to Rishard Matthews vs. Seattle, 9/24
4. 75 -yard touchdown run by DeMarco Murray vs. Seattle, 9/24
5. 34 -yard touchdown run by Marcus Mariota at Houston, 10/1
6. 53 -yard touchdown pass from Marcus Mariota to Taywan Taylor vs. Indianapolis, 10/16
7. 72 -yard touchdown run by Derrick Henry vs. Indianapolis, 10/16
8. 75 -yard touchdown pass from Marcus Mariota to Rishard Matthews at Pittsburgh, 11/16
9. 42 -yard pass from Marcus Mariota to Delanie Walker at Pittsburgh, 11/16

OPPONENTS BIG PLAYS

1. 36 -yard pass from Russell Wilson to Doug Baldwin vs. Seattle, 9/24
2. 46 -yard pass from Russell Wilson to C.J. Prosise vs. Seattle, 9/24
3. 35 -yard pass from Deshaun Watson to Bruce Ellington at Houston, 10/1
4. 32 -yard pass from Deshaun Watson Lamar Miller at Houston, 10/1
5. 31 -yard pass from Cody Kessler to David Njoku at Cleveland, 10/22
6. 37 -yard touchdown pass from Andy Dalton to Brandon LaFell vs. Cincinnati, 11/12
7. 70 -yard touchdown pass from Andy Dalton to A.J. Green vs. Cincinnati, 11/12
8. 41 -yard touchdown pass from Ben Roethlisberger to Antonio Brown at Pittsburgh, 11/16

LONGEST 2017 SCORING DRIVES

Most Plays:	Titans	15	vs. Oakland, 9/10, 93 yards, 6:20, FG vs. Indianapolis, 10/16, 87 yards, 8:24, TD
	Opponent	16	vs. Baltimore, 11/5, 75 yards, 3:12, TD
Most Yards:	Titans	93	vs. Oakland, 9/10, 15 plays, 6:20, FG
	Opponent	86	vs. Seattle, 9/24, 5 plays, 0:49, TD
Most Time:	Titans	8:24	vs. Indianapolis, 10/16, 15 plays, 87 yards, TD
	Opponent	8:09	at Houston, 10/1, 14 plays, 75 yards, TD

TURNOVER ANALYSIS

PLUS-MINUS TURNOVER RATIO

	Takeaways	Turnovers	Ratio
1 st Half	9	9	0
1 st quarter	1	4	-3
2 nd quarter	8	5	+3
2 nd Half	5	8	-3
3 rd quarter	4	1	+3
4 th quarter	1	7	-6
Overtime	0	0	0
Totals	14	17	-3

GAME-BY-GAME TURNOVER RATIO

Date	Opponent	Takeaways	Turnovers	Ratio	Result
9/10	vs. Oakland	0	0	0	L
9/17	at Jacksonville	3	1	+2	W
9/24	vs. Seattle	0	0	0	W
10/1	at Houston	1	5	-4	L
10/8	at Miami	2	2	0	L
10/16	vs. Indianapolis	1	1	0	W
10/22	at Cleveland	3	1	+2	W
11/5	vs. Baltimore	2	1	+1	W
11/12	vs. Cincinnati	2	2	0	W
11/16	at Pittsburgh	0	4	-4	L

FUMBLES

Player	Fumbles	Lost
Matt Cassel	2	2
Corey Davis	1	1
DeMarco Murray	1	1
Delanie Walker	1	1
TOTALS	5	5
OPPONENTS	14	5

INACTIVE PLAYERS

Date	Opponent	Inactive Players
9/10	vs. Oakland	Carraway, Dodd, King, Levin, Palmer, Riley, Sims
9/17	at Jacksonville	Carraway, Cyprien, Dodd, Levin, Palmer, Reed, T. Smith
9/24	vs. Seattle	Carraway, Cyprien, Davis, Klug, Levin, Palmer, Reed
10/1	at Houston	Carraway, Cyprien, Davis, Dodd, King, Levin, Reed
10/8	at Miami	Cyprien, Davis, Dodd, Jennings, Levin, Mariota, Reed
10/16	vs. Indianapolis	Cyprien, Davis, Dodd, Jennings, Levin, Reed, Williams
10/22	at Cleveland	Cyprien, Davis, Dodd, Jennings, King, Levin, Reed
11/5	vs. Baltimore	Jennings, King, Palmer, Reed, Riley, Spain, Weeden
11/12	vs. Cincinnati	Jennings, King, Palmer, Reed, Riley, Spain, Weeden
11/16	at Pittsburgh	Dodd, Jennings, King, Levin, Reed, Riley, Weeden

DRIVE ENGINEERING TITANS

QB	Game	Drives Started	Drives Ended By . . .										Points Yield	Points/ Drive	Drive Eff.
			TD	FG	FGA	PNT	DWN	TRN	SAF	GM	HLF				
Mariota	9/10 OAK	9	1	3	4	4	0	0	0	0	0	0	16	1.8	44.4%
	9/17 at JAX	12	4	3	3	3	0	1	0	1	0	37	3.1	58.3%	
	9/24 SEA	14	3	4	4	6	0	0	0	1	0	33	2.4	50.0%	
	10/1 at HOU	7	2	0	0	2	0	2	0	0	1	14	2.0	28.6%	
	10/8 at MIA	-	-	-	-	-	-	-	-	-	-	-	-	-	
	10/16 IND	11	3	5	5	1	0	1	0	0	1	36	3.3	72.7%	
	10/22 at CLE	12	0	4	5	4	1	1	0	0	1	12	1.0	33.3%	
	11/5 BAL	12	3	1	1	5	0	1	0	1	1	23	1.9	33.3%	
	11/12 CIN	13	3	1	2	6	0	2	0	0	0	24	1.8	30.8%	
	11/16 at PIT	13	2	1	2	3	0	4	0	1	1	17	1.3	23.1%	
	11/26 at IND											-	-	-	
	12/3 HOU											-	-	-	
	12/10 at ARI											-	-	-	
	12/17 at SF											-	-	-	
	12/24 LAR											-	-	-	
	12/31 JAX											-	-	-	
MARIOTA TOTALS		103	21	22	26	34	1	12	0	4	5	212	2.1	41.7%	
Cassel	10/1 at HOU	7	0	0	0	3	0	3	0	1	0	0	0.0	0.0%	
	10/8 at MIA	15	1	1	1	10	0	2	0	1	0	10	0.7	13.3%	
CASSEL TOTALS		22	1	1	1	13	0	5	0	2	0	10	0.5	9.1%	
TEAM TOTALS		125	22	23	27	47	1	17	0	6	5	222	1.8	36.0%	

OPPONENTS

QB	Game	Drives Started	Drives Ended By . . .										Points Yield	Points/ Drive	Drive Eff.
			TD	FG	FGA	PNT	DWN	TRN	SAF	GM	HLF				
Carr	9/10 OAK	10	2	4	4	3	0	0	0	1	0	26	2.6	60.0%	
Bortles	9/17 at JAX	11	2	1	1	5	0	3	0	0	0	16	1.5	27.3%	
Wilson	9/24 SEA	13	4	0	0	8	1	0	0	0	0	27	2.1	30.8%	
Waston/Savage	10/1 at HOU	12	6	3	3	2	0	1	0	0	0	50	4.2	75.0%	
Cutler	10/8 at MIA	14	1	1	1	9	0	2	0	0	1	9	0.6	14.3%	
Brissett	10/16 IND	10	1	3	3	3	1	1	0	1	0	16	1.6	40.0%	
Kizer/Kessler	10/22 at CLE	12	0	3	3	4	1	3	0	0	1	9	0.8	25.0%	
Flacco	11/5 BAL	11	2	2	2	4	1	2	0	0	0	20	1.8	36.4%	
Dalton	11/12 CIN	13	3	0	0	7	0	2	0	1	0	20	1.5	23.1%	
Roethlisberger/Jones	11/16 at PIT	12	4	4	4	3	1	0	0	0	0	40	3.3	66.7%	
	11/26 at IND											-	-	-	
	12/3 HOU											-	-	-	
	12/10 at ARI											-	-	-	
	12/17 at SF											-	-	-	
	12/24 LAR											-	-	-	
	12/31 JAX											-	-	-	
OPPONENTS TOTALS		118	25	21	21	48	5	14	0	3	2	233	2.0	39.0%	

THIRD DOWN EFFICIENCY

TITANS

Game	THIRD DOWN AND ...												TOTAL		PCT.								
	1	2	3	4	5	6	7	8	9	10+	Made	Att.	Made	Att.									
9/10 OAK	0	0	2	3	0	0	0	0	1	2	1	2	0	0	2	3	0	0	1	4	7	14	50.0
9/17 at JAX	2	2	1	1	1	2	0	0	0	2	1	2	0	2	0	1	0	0	1	1	6	13	46.2
9/24 SEA	0	0	1	2	1	2	0	2	1	2	0	0	0	1	0	0	0	0	1	5	4	14	28.6
10/1 at HOU	1	1	0	0	0	2	0	0	0	1	0	1	0	1	1	1	0	0	0	1	2	8	25.0
10/8 at MIA	0	0	0	0	0	0	0	1	1	3	0	1	0	1	0	1	0	3	1	3	2	13	15.4
10/16 IND	1	1	1	2	0	0	0	1	1	5	1	1	1	2	0	0	0	0	1	1	6	13	46.2
10/22 at CLE	1	3	0	2	1	1	0	1	1	1	0	3	1	2	0	0	0	0	1	4	5	17	29.4
11/5 BAL	1	2	0	0	2	2	0	2	0	2	0	1	0	0	0	1	0	1	0	0	3	11	27.3
11/12 CIN	1	1	0	0	1	1	1	2	1	1	2	2	1	2	0	1	0	0	0	5	7	15	46.7
11/16 at PIT	0	0	0	1	0	0	0	1	1	1	1	2	3	3	0	1	0	1	0	3	5	13	38.5
11/26 at IND																							
12/3 HOU																							
12/10 at ARI																							
12/17 at SF																							
12/24 LAR																							
12/31 JAX																							
TOTALS	7	10	5	11	6	10	1	10	7	20	6	15	6	14	3	9	0	5	6	27	47	131	35.9

	Made	Att.	Pct.
Titans third down and 1 - 4:	19	41	46.3
Titans third down and 5 - 9:	22	63	34.9
Titans third down and 10+ :	6	27	22.2

OPPONENTS

Game	THIRD DOWN AND ...												TOTAL		PCT.								
	1	2	3	4	5	6	7	8	9	10+	Made	Att.	Made	Att.									
9/10 OAK	0	0	0	2	1	3	0	0	1	1	2	3	0	0	1	1	0	0	0	2	5	12	41.7
9/17 at JAX	2	2	0	0	1	1	2	2	0	0	0	3	0	0	1	1	0	0	0	4	6	13	46.2
9/24 SEA	0	1	1	1	1	1	2	2	0	0	0	1	0	1	0	0	0	1	0	6	4	14	28.6
10/1 at HOU	0	0	0	0	2	2	1	1	1	2	0	3	0	0	1	1	0	0	1	3	6	12	50.0
10/8 at MIA	1	2	0	0	0	1	0	0	0	1	1	2	2	3	0	1	0	0	1	5	5	15	33.3
10/16 IND	0	0	1	1	1	1	0	0	0	1	0	3	0	0	0	0	0	0	0	3	2	9	22.2
10/22 at CLE	0	1	1	1	0	0	0	0	0	0	0	0	1	2	0	3	0	0	1	6	3	13	23.1
11/5 BAL	3	3	0	2	0	2	0	1	0	1	0	0	0	1	1	2	1	1	1	3	6	16	37.5
11/12 CIN	0	0	0	0	0	1	0	1	0	1	0	1	0	0	0	0	0	1	1	5	1	10	10.0
11/16 at PIT	1	1	0	1	0	1	0	0	0	0	0	1	1	1	0	0	0	0	2	7	4	12	33.3
11/26 at IND																							
12/3 HOU																							
12/10 at ARI																							
12/17 at SF																							
12/24 LAR																							
12/31 JAX																							
TOTALS	7	10	3	8	6	13	5	7	2	7	3	17	4	8	4	9	1	3	7	44	42	126	33.3

	Made	Att.	Pct.
Opponents third down and 1 - 4:	21	38	55.3
Opponents third down and 5 - 9:	14	44	31.8
Opponents third down and 10+ :	7	44	15.9

INSIDE THE 20 EFFICIENCY

Game	Results	Total										Total Points	Scoring Eff.	TD Eff.		
		Succ. / Att.	TD	FG	FGA	Int	Fum	Dwn	Gm	Hlf	Punt					
9/10 OAK																
Titans:	7 3 3	3 / 3	1	2	2	0	0	0	0	0	0	0	13	100.0%	33.3%	
Opponents:	7 3 7	3 / 3	2	1	1	0	0	0	0	0	0	17	100.0%	66.7%		
9/17 at JAX																
Titans:	3 7 7 7	4 / 4	3	1	1	0	0	0	0	0	0	24	100.0%	75.0%		
Opponents:	7 7	2 / 2	2	0	0	0	0	0	0	0	0	14	100.0%	100.0%		
9/24 SEA																
Titans:	3 3 3	3 / 3	0	3	3	0	0	0	0	0	0	9	100.0%	0.0%		
Opponents:	7 7 Dwn 7	3 / 4	3	0	0	0	0	1	0	0	0	21	75.0%	75.0%		
10/1 at HOU																
Titans:	7	1 / 1	1	0	0	0	0	0	0	0	0	7	100.0%	100.0%		
Opponents:	7 7 7 3 7 Int 7 7 3	8 / 9	6	2	2	1	0	0	0	0	0	48	88.9%	66.7%		
10/8 at MIA																
Titans:	7	1 / 1	1	0	0	0	0	0	0	0	0	7	100.0%	100.0%		
Opponents:	7	1 / 1	1	0	0	0	0	0	0	0	0	7	100.0%	100.0%		
10/16 IND																
Titans:	3 3 7	3 / 3	1	2	2	0	0	0	0	0	0	13	100.0%	33.3%		
Opponents:	3 7 3 Dwn	3 / 4	1	2	2	0	0	1	0	0	0	13	75.0%	25.0%		
10/22 at CLE																
Titans:	3 Dwn	1 / 2	0	1	1	0	0	1	0	0	0	3	50.0%	0.0%		
Opponents:	3	1 / 1	0	1	1	0	0	0	0	0	0	3	100.0%	0.0%		
11/5 BAL																
Titans:	7 7 7	3 / 3	3	0	0	0	0	0	0	0	0	21	100.0%	100.0%		
Opponents:	3 Dwn 7 7	3 / 4	2	1	1	0	0	1	0	0	0	17	75.0%	50.0%		
11/12 CIN																
Titans:	7 7 7	3 / 3	3	0	0	0	0	0	0	0	0	21	100.0%	100.0%		
Opponents:	Fum 7	1 / 2	1	0	0	0	1	0	0	0	0	7	50.0%	50.0%		
11/16 at PIT																
Titans:	7 3	2 / 2	1	1	1	0	0	0	0	0	0	10	100.0%	50.0%		
Opponents:	3 3 7 7 7 3 Dwn	6 / 7	3	3	3	0	0	1	0	0	0	30	85.7%	42.9%		
11/26 at IND																
Titans:		0 / 0	0	0	0	0	0	0	0	0	0	0	-	-		
Opponents:		0 / 0	0	0	0	0	0	0	0	0	0	0	-	-		
12/3 HOU																
Titans:		0 / 0	0	0	0	0	0	0	0	0	0	0	-	-		
Opponents:		0 / 0	0	0	0	0	0	0	0	0	0	0	-	-		
12/10 at ARI																
Titans:		0 / 0	0	0	0	0	0	0	0	0	0	0	-	-		
Opponents:		0 / 0	0	0	0	0	0	0	0	0	0	0	-	-		
12/17 at SF																
Titans:		0 / 0	0	0	0	0	0	0	0	0	0	0	-	-		
Opponents:		0 / 0	0	0	0	0	0	0	0	0	0	0	-	-		
12/24 LAR																
Titans:		0 / 0	0	0	0	0	0	0	0	0	0	0	-	-		
Opponents:		0 / 0	0	0	0	0	0	0	0	0	0	0	-	-		
12/31 JAX																
Titans:		0 / 0	0	0	0	0	0	0	0	0	0	0	-	-		
Opponents:		0 / 0	0	0	0	0	0	0	0	0	0	0	-	-		
TOTALS																
Titans:		24 / 25	14	10	10	0	0	1	0	0	0	128	96.0%	56.0%		
Opponents:		31 / 37	21	10	10	1	1	4	0	0	0	177	83.8%	56.8%		

GOAL-TO-GO SITUATIONS

Game	Results	Total											Total Points	Scoring Eff.	TD Eff.		
		Succ. / Att.	TD	FG	FGA	Int	Fum	Dwn	Gm	Hlf	Punt						
9/10 OAK																	
Titans:	7 3	2 / 2	1	1	1	0	0	0	0	0	0	0	10	100.0%	50.0%		
Opponents:	7 3	2 / 2	1	1	1	0	0	0	0	0	0	0	10	100.0%	50.0%		
9/17 at JAX																	
Titans:	3 7 7	3 / 3	2	1	1	0	0	0	0	0	0	0	17	100.0%	66.7%		
Opponents:	7	1 / 1	1	0	0	0	0	0	0	0	0	0	7	100.0%	100.0%		
9/24 SEA																	
Titans:		0 / 0	0	0	0	0	0	0	0	0	0	0	0	-	-		
Opponents:	7 7	2 / 2	2	0	0	0	0	0	0	0	0	0	14	100.0%	100.0%		
10/1 at HOU																	
Titans:	7	1 / 1	1	0	0	0	0	0	0	0	0	0	7	100.0%	100.0%		
Opponents:	7 7 7 7 7	5 / 5	5	0	0	0	0	0	0	0	0	0	35	100.0%	100.0%		
10/8 at MIA																	
Titans:	7	1 / 1	1	0	0	0	0	0	0	0	0	0	7	100.0%	100.0%		
Opponents:	7	1 / 1	1	0	0	0	0	0	0	0	0	0	7	100.0%	100.0%		
10/16 IND																	
Titans:	3 7	2 / 2	1	1	1	0	0	0	0	0	0	0	10	100.0%	50.0%		
Opponents:	7 3	2 / 2	1	1	1	0	0	0	0	0	0	0	10	100.0%	50.0%		
10/22 at CLE																	
Titans:	3 Dwn	1 / 2	0	1	1	0	0	1	0	0	0	0	3	50.0%	0.0%		
Opponents:		0 / 0	0	0	0	0	0	0	0	0	0	0	0	-	-		
11/5 BAL																	
Titans:	7	1 / 1	1	0	0	0	0	0	0	0	0	0	7	100.0%	100.0%		
Opponents:	7	1 / 1	1	0	0	0	0	0	0	0	0	0	7	100.0%	100.0%		
11/12 CIN																	
Titans:	7 7	2 / 2	2	0	0	0	0	0	0	0	0	0	14	100.0%	100.0%		
Opponents:	Fum 7	1 / 2	1	0	0	0	1	0	0	0	0	0	7	50.0%	50.0%		
11/16 at PIT																	
Titans:	7	1 / 1	1	0	0	0	0	0	0	0	0	0	7	100.0%	100.0%		
Opponents:	3 7 7	3 / 3	2	1	1	0	0	0	0	0	0	0	17	100.0%	66.7%		
11/26 at IND																	
Titans:		0 / 0	0	0	0	0	0	0	0	0	0	0	0	-	-		
Opponents:		0 / 0	0	0	0	0	0	0	0	0	0	0	0	-	-		
12/3 HOU																	
Titans:		0 / 0	0	0	0	0	0	0	0	0	0	0	0	-	-		
Opponents:		0 / 0	0	0	0	0	0	0	0	0	0	0	0	-	-		
12/10 at ARI																	
Titans:		0 / 0	0	0	0	0	0	0	0	0	0	0	0	-	-		
Opponents:		0 / 0	0	0	0	0	0	0	0	0	0	0	0	-	-		
12/17 at SF																	
Titans:		0 / 0	0	0	0	0	0	0	0	0	0	0	0	-	-		
Opponents:		0 / 0	0	0	0	0	0	0	0	0	0	0	0	-	-		
12/24 LAR																	
Titans:		0 / 0	0	0	0	0	0	0	0	0	0	0	0	-	-		
Opponents:		0 / 0	0	0	0	0	0	0	0	0	0	0	0	-	-		
12/31 JAX																	
Titans:		0 / 0	0	0	0	0	0	0	0	0	0	0	0	-	-		
Opponents:		0 / 0	0	0	0	0	0	0	0	0	0	0	0	-	-		
TOTALS																	
Titans:		14 / 15	10	4	4	0	0	1	0	0	0	0	82	93.3%	66.7%		
Opponents:		18 / 19	15	3	3	0	1	0	0	0	0	0	114	94.7%	78.9%		

TAKEAWAYS & GIVEAWAYS

TITANS TAKEAWAYS

Game	Qtr	Scrim.	Player	Turnover	Caused by	Takeaway	at	Ret. Yds.	Results	Pts.
9/17 at JAX	2	JAX 46	B. Bortles	Fumble	B. Orakpo	E. Walden	JAX 39	0	Interception	0
9/17 at JAX	2	TEN 42	B. Bortles	Interception	A. Williamson	C. Riley	TEN 37	2	Field Goal	3
9/17 at JAX	3	JAX 29	B. Bortles	Interception		D. Searcy	JAX 47	8	Field Goal	3
10/1 at HOU	2	TEN 18	D. Watson	Interception		K. Byard	TEN 2	7	Half	0
10/8 at MIA	2	MIA 22	J. Ajayi	Fumble	A. Jackson	K. Byard	MIA 30	6	Field Goal	3
10/8 at MIA	2	TEN 40	J. Cutler	Interception	W. Woodyard	T. Smith	TEN 27	14	Punt	0
10/16 vs. IND	3	IND 19	J. Doyle	Fumble	A. Williamson	W. Woodyard	IND 31	0	Field Goal	3
10/22 at CLE	2	TEN 28	D. Kizer	Interception		K. Byard	TEN 7	28	Half	0
10/22 at CLE	3	CLE 32	D. Kizer	Interception		K. Byard	CLE 41	9	Downs	0
10/22 at CLE	4	TEN 47	C. Kessler	Interception		K. Byard	TEN 8	23	Punt	0
11/5 vs. BAL	1	BAL 30	J. Flacco	Interception	L. Ryan	K. Byard	TEN 21	33	Touchdown	7
11/5 vs. BAL	3	BAL 35	J. Flacco	Interception		K. Byard	TEN 39	0	Punt	0
11/12 vs. CIN	2	CIN 37	A. Dalton	Fumble	B. Orakpo	D. Morgan	CIN 27	0	Touchdown	7
11/12 vs. CIN	2	TEN 9	A. Dalton	Fumble		D. Morgan	TEN 13	0	Interception	0

Takeaway Season Totals:

Takeaways resulted in ...											
No.	TD	FG	FG Att.	Punt	Downs	Int.	Fum.	Saf.	Game	Half	Pts.
14	2	4	4	3	1	2	0	0	0	2	26

TITANS GIVEAWAYS

Game	Qtr	Scrim.	Player	Turnover	Caused by	Takeaway	at	Ret. Yds.	Results	Pts.
9/17 at JAX	2	JAX 24	M. Mariota	Interception		T. Smith	JAX 14	2	Interception	0
10/1 at HOU	1	TEN 26	M. Mariota	Interception		A. Hal	TEN 46	3	Touchdown	7
10/1 at HOU	2	TEN 25	M. Mariota	Interception		A. Hal	HOU 49	0	Interception	0
10/1 at HOU	4	TEN 42	M. Cassel	Interception		M. Gilchrist	HOU 41	17	Field Goal	3
10/1 at HOU	4	TEN 25	M. Cassel	Interception		D. Cole	TEN 25	25	Touchdown	7
10/1 at HOU	4	TEN 22	M. Cassel	Fumble	J. Clowney	B. Dunn	TEN 15	0	Field Goal	3
10/8 at MIA	1	TEN 36	D. Murray	Fumble	D. Godchaux	R. Jones	TEN 42	0	Field Goal	3
10/8 at MIA	1	TEN 31	M. Cassel	Fumble	K. Alonso	R. Jones	TEN 38	38	Touchdown	7
10/16 vs. IND	3	TEN 26	M. Mariota	Interception		J. Simon	TEN 26	26	Touchdown	6
10/22 at CLE	2	TEN 28	D. Walker	Fumble	C. Kirksey	I. Campbell	TEN 40	0	Field Goal	3
11/5 vs. BAL	4	TEN 40	M. Mariota	Interception		E. Weddle	BAL 36	22	Touchdown	7
11/12 vs. CIN	2	TEN 13	M. Mariota	Interception		D. Dennard	TEN 23	20	Touchdown	7
11/12 vs. CIN	4	CIN 20	C. Davis	Fumble	D. Kirkpatrick	Out of Bounds	End Zone	0	Punt	0
11/16 at PIT	1	TEN 27	M. Mariota	Interception		M. Hilton	50	26	Field Goal	3
11/16 at PIT	2	50	M. Mariota	Interception		C. Sensabaugh	PIT 48	32	Field Goal	3
11/16 at PIT	4	TEN 31	M. Mariota	Interception	A. Burns	R. Golden	PIT 49	-1	Field Goal	3
11/16 at PIT	4	PIT 41	M. Mariota	Interception		S. Davis	PIT 37	41	Downs	0

Giveaway Season Totals:

Giveaways resulted in ...											
No.	TD	FG	FG Att.	Punt	Downs	Int.	Fum.	Saf.	Game	Half	Pts.
17	6	7	7	1	1	2	0	0	0	0	62

FIRST DOWNS EARNED

Total first downs earned (parentheses indicates number earned on third or fourth down)

NAME	RUSHING	PASSING	RECEIVING	PENALTY	TOTAL
Marcus Mariota	13 (5)	91 (33)			104 (38)
Rishard Matthews			29 (11)		29 (11)
Delanie Walker	1		27 (7)		28 (7)
PENALTY				25 (14)	25 (14)
DeMarco Murray	17 (2)		7 (4)		24 (6)
Derrick Henry	22 (6)		2 (1)		24 (7)
Eric Decker			16 (6)		16 (6)
Matt Cassel		10 (3)			10 (3)
Taywan Taylor	1		8 (3)		9 (3)
Corey Davis			7 (4)		7 (4)
Jonnu Smith			4		4 ()
Adoree' Jackson	3				3 ()
Phillip Supernaw			1		1 ()
Jalston Fowler	1				1 ()
David Fluellen	1				1 ()
TITANS TOTALS	59 (13)	101 (36)	101 (36)	25 (14)	286 (99)

Note: One first down awarded to both passer and receiver on passes resulting in first down.

KICKOFF ANALYSIS

TITANS

SUCCOP		No.	No.		Opp.	Ret.	Ret.			Out of	Onside
		No.	In EZ	TB	Ret.	Yds.	Avg.	FC	Squib	Bounds	Rec. / Att.
9/10	OAK	5	4	3	1	41	41.0	0	0	0	0 / 1
9/17	at JAX	7	6	3	4	88	22.0	0	0	0	0 / 0
9/24	SEA	7	7	7	0	0	-	0	0	0	0 / 0
10/1	at HOU	3	3	2	1	42	42.0	0	0	0	0 / 0
10/8	at MIA	3	2	1	2	44	22.0	0	0	0	0 / 0
10/16	IND	9	8	4	5	157	31.4	0	0	0	0 / 0
10/22	at CLE	5	5	4	1	30	30.0	0	0	0	0 / 0
11/5	BAL	5	4	4	1	22	22.0	0	0	0	0 / 0
11/12	CIN	4	4	3	1	26	26.0	0	0	0	0 / 0
11/16	at PIT	4	3	3	1	21	21.0	0	0	0	0 / 0
11/26	at IND						-				
12/3	HOU						-				
12/10	at ARI						-				
12/17	at SF						-				
12/24	LAR						-				
12/31	JAX						-				
SUCCOP TOTALS		52	46	34	17	471	27.7	0	0	0	0 / 1

OPPONENTS

		No.	No.		Titans	Ret.	Ret.			Out of	Onside
		No.	In EZ	TB	Ret.	Yds.	Avg.	FC	Squib	Bounds	Rec. / Att.
9/10	OAK	6	6	5	1	35	35.0	0	0	0	0 / 0
9/17	at JAX	4	2	2	2	22	11.0	0	0	0	0 / 1
9/24	SEA	5	3	2	2	27	13.5	0	0	0	0 / 1
10/1	at HOU	11	10	8	3	71	23.7	0	0	0	0 / 0
10/8	at MIA	4	3	2	2	39	19.5	0	0	0	0 / 0
10/16	IND	6	6	4	2	46	23.0	0	0	0	0 / 0
10/22	at CLE	4	4	4	0	0	-	0	0	0	0 / 0
11/5	BAL	5	3	3	1	4	4.0	0	0	0	0 / 1
11/12	CIN	4	3	1	3	71	23.7	0	0	0	0 / 0
11/16	at PIT	9	8	4	5	103	20.6	0	0	0	0 / 0
11/26	at IND						-				
12/3	HOU						-				
12/10	at ARI						-				
12/17	at SF						-				
12/24	LAR						-				
12/31	JAX						-				
TOTALS		58	48	35	21	418	19.9	0	0	0	0 / 3

INSTANT REPLAY ANALYSIS

CHALLENGES BY TITANS

Game	Qtr	Time	Dwn	Dist	Play	Review Result	Explanation
9/10 vs. OAK					(none)		
9/17 at JAX					(none)		
9/24 vs. SEA					(none)		
10/1 at HOU					(none)		
10/8 at MIA					(none)		
10/16 vs. IND					(none)		
10/22 at CLE					(none)		
11/5 vs. BAL					(none)		
11/12 vs. CIN					(none)		
11/16 at PIT					(none)		

Total challenges by Titans: 0

Calls reversed: 0

CHALLENGES BY OPPONENTS

Game	Qtr	Time	Dwn	Dist	Play	Review Result	Explanation
9/10 vs. OAK					(none)		
9/17 at JAX					(none)		
9/24 vs. SEA					(none)		
10/1 at HOU					(none)		
10/8 at MIA					(none)		
10/16 vs. IND	4	2:26	4	1	J. Brissett pushed out of bounds for no gain at TEN 13	Upheld	Brissett did not reach the line to gain
10/22 at CLE	2	12:17	3	6	D. Walker 12-yard catch to TEN 40	Reversed	D. Walker fumble recovered by I. Campbell
11/5 vs. BAL	2	11:05	4	2	J. Allen 1-yard run to TEN 34 on fourth-and-two	Reversed	J. Allen 2-yard run to TEN 33 for 1st down
11/5 vs. BAL	4	15:00	4	1	J. Allen rush for no gain to TEN 17 on fourth-and-one	Upheld	J. Allen did not reach the line to gain
11/12 vs. CIN					(none)		
11/16 at PIT					(none)		

Total challenges by Opponents: 4

Calls reversed: 2

CHALLENGES BY REVIEW ASSISTANT

Game	Qtr	Time	Dwn	Dist	Play	Review Result	Explanation
9/10 vs. OAK	1	13:02	1	8	A. Cooper 8-yard touchdown catch	Upheld	A. Cooper was not down by contact
9/17 at JAX					(none)		
9/24 vs. SEA					(none)		
10/1 at HOU					(none)		
10/8 at MIA	1	:12	2	20	M. Cassel fumble returned by R. Jones for 38-yard TD	Upheld	M. Cassel fumbled prior to throwing pass
10/16 vs. IND	4	2:45	2	10	J. Doyle fumble caused and recovered by L. Ryan	Reversed	J. Brissett incomplete pass to J. Doyle
10/22 at CLE	4	:55	3	8	I. Crowell 9-yard catch to TEN 27	Reversed	Incomplete pass to I. Crowell
11/5 vs. BAL					(none)		
11/12 vs. CIN	4	13:28	3	4	C. Davis 20-yard touchdown catch	Reversed	C. Davis 19-yard catch then fumble out of end zone
11/12 vs. CIN	4	:15	4	13	G. Bernard 15-yard catch to CIN 37	Upheld	G. Bernard was inbounds
11/16 at PIT	1	3:11	3	7	M. Mariota 7-yard touchdown run	Upheld	M. Mariota broke the plane
11/16 at PIT	3	:02	2	8	L. Bell 8-yard touchdown run	Reversed	L. Bell did not break the plane

Total reviews by Assistant: 8

Calls reversed: 4



**LAST WEEK'S
PLAY-BY-PLAY**

National Football League Game Summary

NFL Copyright © 2017 by The National Football League. All rights reserved. This summary and play-by-play is for the express purpose of assisting media in their coverage of the game; any other use of this material is prohibited without the written permission of the National Football League. Updated: 11/17/2017

Date: Thursday, 11/16/2017

Tennessee Titans at Pittsburgh Steelers

Start Time: 8:26 PM EST

at Heinz Field, Pittsburgh

Game Day Weather

Game Weather: Cloudy
Played Outdoors on Turf: Grass

Temp: 40° F (4.4° C) Humidity: 67%, Wind: from W 11-17 mph
Outdoor Weather: Cloudy, Wind Chill: 32

Officials

Referee: Torbert, Ronald (62)	Umpire: King, Paul (121)	Down Judge: Thomas, Sarah (53)
Line Judge: Steinkerchner, Mark (84)	Field Judge: Santi, Aaron (50)	Side Judge: Edwards, Scott (3)
Back Judge: Yette, Greg (38)	Replay Official: Spysma, Bill (0)	

Lineups

Tennessee Titans			Pittsburgh Steelers				
Offense		Defense	Offense		Defense		
WR 18	R.Matthews	DE 90	D.Jones	WR 84	A.Brown	LDE 97	C.Heyward
TE 82	D.Walker	DT 99	J.Casey	LT 78	A.Villanueva	DB 31	M.Hilton
LT 77	T.Lewan	OLB 91	D.Morgan	LG 73	R.Foster	RDE 91	S.Tuitt
LG 67	Q.Spain	ILB 59	W.Woodyard	C 53	M.Pouncey	LOLB 48	B.Dupree
C 60	B.Jones	ILB 54	A.Williamson	RG 66	D.DeCastro	LILB 50	R.Shazier
RG 64	J.Kline	OLB 98	B.Orakpo	RT 77	M.Gilbert	RILB 98	V.Williams
RT 78	J.Conklin	CB 25	A.Jackson	TE 81	J.James	ROLB 90	T.Watt
WR 84	C.Davis	SS 37	J.Cyprien	RB 26	L.Bell	LCB 24	C.Sensabaugh
QB 8	M.Mariota	FS 31	K.Byard	WR 17	E.Rogers	FS 20	R.Golden
WR 13	T.Taylor	CB 26	L.Ryan	QB 7	B.Roethlisberger	SS 28	S.Davis
RB 29	D.Murray	CB 36	L.Sims	WR 19	J.Smith-Schuster	RCB 25	A.Burns

Substitutions

K 4 R.Succop, P 6 B.Kern, WR 14 E.Weems, S 21 D.Searcy, RB 22 D.Henry, CB 23 B.McCain, RB 32 D.Fluellen, CB 33 T.Smith, S 41 B.Trawick, FB 45 J.Fowler, LS 48 B.Brinkley, LB 50 N.Palmer, LB 53 D.Bates, LB 55 J.Brown, C/G 62 B.Schwenke, G/T 71 D.Kelly, TE 81 J.Smith, WR 87 E.Decker, TE 89 P.Supernaw, OLB 93 E.Walden, DL 94 A.Johnson, NT 96 S.Williams, DL 97 K.Klug

Substitutions

QB 3 L.Jones, P 4 J.Berry, K 9 C.Boswell, WR 10 M.Bryant, CB 22 W.Gay, CB 29 B.Allen, RB 30 J.Conner, RB 39 T.Watson, LB 44 T.Matakevich, FB 45 R.Nix, LB 54 L.Fort, LB 55 A.Moats, LB 56 A.Chickillo, LS 57 K.Canaday, C/G 67 B.Finney, C/G 74 C.Hubbard, DT 79 J.Hargrave, TE 85 X.Grimble, WR 88 D.Heyward-Bey, DT 93 D.McCullers, DE 94 T.Alualu, DE 96 L.Walton

Did Not Play

QB 16 M.Cassel

Did Not Play

WR 11 J.Hunter, S 27 J.Wilcox

Not Active

QB 3 B.Weeden, WR 15 D.Jennings, CB 24 K.Reed, DB 35 C.Riley, G/C 61 C.Levin, OLB 92 K.Dodd, DE 95 D.King

Not Active

QB 5 J.Dobbs, CB 21 J.Haden, S 23 M.Mitchell, OT 65 J.Hawkins, OT 71 M.Feiler, TE 89 V.McDonald, LB 92 J.Harrison

Field Goals (made () & missed)

R.Succop	48B (44)	C.Boswell	(41) (28) (50) (26)
		1	2
VISITOR:	Tennessee Titans	7	0
HOME:	Pittsburgh Steelers	10	6
		3	4
			OT
			Total
			0
			17
			7
			17
			0
			40

Scoring Plays

Team	Qtr	Time	Play Description (Extra Point) (Drive Info)	Visitor	Home
Steelers	1	12:25	A.Brown 41 yd. pass from B.Roethlisberger (C.Boswell kick) (6-75, 2:35)	0	7
Steelers	1	9:41	C.Boswell 41 yd. Field Goal (5-1, 1:46)	0	10
Titans	1	3:05	M.Mariota 7 yd. run (R.Succop kick) (11-68, 6:36)	7	10
Steelers	2	1:37	C.Boswell 28 yd. Field Goal (7-10, 1:34)	7	13
Steelers	2	0:18	C.Boswell 50 yd. Field Goal (7-35, 0:53)	7	16
Titans	3	14:49	R.Matthews 75 yd. pass from M.Mariota (R.Succop kick) (1-75, 0:11)	14	16
Steelers	3	10:01	A.Brown 5 yd. pass from B.Roethlisberger (C.Boswell kick) (10-75, 4:48)	14	23
Titans	3	5:34	R.Succop 44 yd. Field Goal (8-49, 4:27)	17	23
Steelers	4	14:56	J.James 1 yd. pass from B.Roethlisberger (C.Boswell kick) (12-75, 5:38)	17	30

National Football League Game Summary

NFL Copyright © 2017 by The National Football League. All rights reserved. This summary and play-by-play is for the express purpose of assisting media in their coverage of the game; any other use of this material is prohibited without the written permission of the National Football League. Updated: 11/17/2017

Steelers	4	12:12	A.Brown 10 yd. pass from B.Roethlisberger (C.Boswell kick) (3-51, 1:27)	17	37
Steelers	4	5:21	C.Boswell 26 yd. Field Goal (10-44, 6:18)	17	40
Paid Attendance: 60,703				Time: 3:17	

Tennessee Titans vs Pittsburgh Steelers
11/16/2017 at Heinz Field

Final Team Statistics

	Visitor Titans	Home Steelers
TOTAL FIRST DOWNS	17	25
By Rushing	5	3
By Passing	9	19
By Penalty	3	3
THIRD DOWN EFFICIENCY	5-13-38%	4-12-33%
FOURTH DOWN EFFICIENCY	1-2-50%	0-1-0%
TOTAL NET YARDS	316	349
Total Offensive Plays (inc. times thrown passing)	60	69
Average gain per offensive play	5.3	5.1
NET YARDS RUSHING	52	65
Total Rushing Plays	21	21
Average gain per rushing play	2.5	3.1
Tackles for a loss-number and yards	4-10	2-2
NET YARDS PASSING	264	284
Times thrown - yards lost attempting to pass	5-42	3-15
Gross yards passing	306	299
PASS ATTEMPTS-COMPLETIONS-HAD INTERCEPTED	34-22-4	45-30-0
Avg gain per pass play (inc.# thrown passing)	6.8	5.9
KICKOFFS Number-In End Zone-Touchbacks	4-3-3	9-8-4
PUNTS Number and Average	3-47.3	3-50.7
Had Blocked	0	0
FGs - PATs Had Blocked	1-0	0-0
Net Punting Average	39.7	47.3
TOTAL RETURN YARDAGE (Not Including Kickoffs)	10	121
No. and Yards Punt Returns	1-10	2-23
No. and Yards Kickoff Returns	5-103	1-21
No. and Yards Interception Returns	0-0	4-98
PENALTIES Number and Yards	9-65	7-61
FUMBLES Number and Lost	0-0	1-0
TOUCHDOWNS	2	4
Rushing	1	0
Passing	1	4
EXTRA POINTS Made-Attempts	2-2	4-4
Kicking Made-Attempts	2-2	4-4
FIELD GOALS Made-Attempts	1-2	4-4
RED ZONE EFFICIENCY	1-2-50%	3-7-43%
GOAL TO GO EFFICIENCY	1-1-100%	2-3-67%
SAFETIES	0	0
FINAL SCORE	17	40
TIME OF POSSESSION	28:20	31:40

Tennessee Titans vs Pittsburgh Steelers
11/16/2017 at Heinz Field

Final Individual Statistics

Tennessee Titans

RUSHING	ATT	YDS	AVG	LG	TD
D.Henry	7	32	4.6	16	0
D.Murray	8	10	1.3	5	0
M.Mariota	5	5	1.0	7	1
A.Jackson	1	5	5.0	5	0
Total	21	52	2.5	16	1

PASSING	ATT	CMP	YDS	SK/YD	TD	LG	IN	RT
M.Mariota	33	22	306	5/42	1	75	4	66.8
E.Decker	1	0	0	0/0	0	0	0	39.6
Total	34	22	306	5/42	1	75	4	63.7

PASS RECEIVING	TAR	REC	YDS	AVG	LG	TD
D.Walker	9	6	92	15.3	42	0
R.Matthews	6	5	113	22.6	75	1
D.Murray	6	5	37	7.4	13	0
E.Decker	3	3	37	12.3	24	0
C.Davis	7	3	27	9.0	15	0
J.Smith	1	0	0	0.0	0	0
T.Taylor	1	0	0	0.0	0	0
Total	33	22	306	13.9	75	1

INTERCEPTIONS	NO	YDS	AVG	LG	TD
Total	0	0	0	0	0

PUNTING	NO	YDS	AVG	NET	TB	IN20	LG
B.Kern	3	142	47.3	39.7	0	0	54
Total	3	142	47.3	39.7	0	0	54

PUNT RETURNS	NO	YDS	AVG	FC	LG	TD
A.Jackson	1	10	10.0	0	10	0
[DOWNED]	1	0	0.0	0	0	0
[OUT OF BOUNDS]	1	0	0.0	0	0	0
Total	1	10	10.0	0	10	0

KICKOFF RETURNS	NO	YDS	AVG	FC	LG	TD
A.Jackson	5	103	20.6	0	36	0
[TOUCHBACK]	4	0	0.0	0	0	0
Total	5	103	20.6	0	36	0

Pittsburgh Steelers

RUSHING	ATT	YDS	AVG	LG	TD
L.Bell	12	46	3.8	7	0
J.Conner	5	12	2.4	5	0
B.Roethlisberger	1	10	10.0	10	0
L.Jones	3	-3	-1.0	-1	0
Total	21	65	3.1	10	0

PASSING	ATT	CMP	YDS	SK/YD	TD	LG	IN	RT
B.Roethlisberger	45	30	299	3/15	4	41	0	115.0
Total	45	30	299	3/15	4	41	0	115.0

PASS RECEIVING	TAR	REC	YDS	AVG	LG	TD
A.Brown	13	10	144	14.4	41	3
L.Bell	11	9	57	6.3	14	0
J.James	8	5	21	4.2	11	1
J.Smith-Schuster	8	4	47	11.8	18	0
M.Bryant	4	2	30	15.0	20	0
Total	44	30	299	10.0	41	4

INTERCEPTIONS	NO	YDS	AVG	LG	TD
S.Davis	1	41	41.0	41	0
C.Sensabaugh	1	32	32.0	32	0
M.Hilton	1	26	26.0	26	0
R.Golden	1	-1	-1.0	-1	0
Total	4	98	24.5	41	0

PUNTING	NO	YDS	AVG	NET	TB	IN20	LG
J.Berry	3	152	50.7	47.3	0	1	59
Total	3	152	50.7	47.3	0	1	59

PUNT RETURNS	NO	YDS	AVG	FC	LG	TD
A.Brown	2	23	11.5	0	16	0
[OUT OF BOUNDS]	1	0	0.0	0	0	0
Total	2	23	11.5	0	16	0

KICKOFF RETURNS	NO	YDS	AVG	FC	LG	TD
T.Watson	1	21	21.0	0	21	0
[TOUCHBACK]	3	0	0.0	0	0	0
Total	1	21	21.0	0	21	0

Tennessee Titans

FUMBLES	FUM	LOST	OWN-REC	YDS	TD	FORCED	OPP-REC	YDS	TD	OUT-BDS
A.Jackson	0	0	0	0	0	1	0	0	0	0
Total	0	0	0	0	0	1	0	0	0	0

Pittsburgh Steelers

FUMBLES	FUM	LOST	OWN-REC	YDS	TD	FORCED	OPP-REC	YDS	TD	OUT-BDS
A.Brown	1	0	0	0	0	0	0	0	0	0
M.Bryant	0	0	1	0	0	0	0	0	0	0
Total	1	0	1	0	0	0	0	0	0	0

First Quarter

11/16/2017

Play By Play

PIT wins toss, elects to Receive, and TEN elects to defend the North goal.

R.Succop kicks 65 yards from TEN 35 to end zone, Touchback.

Pittsburgh Steelers at 15:00

1-10-PIT 25	(15:00) (Shotgun) B.Roethlisberger pass short middle to A.Brown to PIT 37 for 12 yards (A.Jackson).	P1
<u>1-10-PIT 37</u>	(14:23) (No Huddle, Shotgun) B.Roethlisberger pass short left to J.Smith-Schuster to PIT 48 for 11 yards (J.Cyprien).	P2
<u>1-10-PIT 48</u>	(13:46) (No Huddle, Shotgun) B.Roethlisberger pass short left to A.Brown to TEN 45 for 7 yards (L.Sims).	
2-3-TEN 45	(13:15) (No Huddle, Shotgun) L.Bell up the middle to TEN 41 for 4 yards (J.Cyprien, L.Sims).	R3
<u>1-10-TEN 41</u>	(12:39) (No Huddle, Shotgun) B.Roethlisberger pass incomplete deep right to J.Smith-Schuster (A.Jackson).	
2-10-TEN 41	(12:33) (No Huddle, Shotgun) B.Roethlisberger pass deep left to A.Brown for 41 yards, TOUCHDOWN.	P4
	<i>Penalty on TEN-D.Morgan, Defensive Offside, declined.</i>	
	C.Boswell extra point is GOOD, Center-K.Canaday, Holder-J.Berry.	

TEN 0 PIT 7, 6 plays, 75 yards, 2:35 drive, 2:35 elapsed

C.Boswell kicks 65 yards from PIT 35 to end zone, Touchback.

Tennessee Titans at 12:25

1-10-TEN 25	(12:25) (Shotgun) M.Mariota pass incomplete short left to D.Murray. Coverage 25-Burns.	
2-10-TEN 25	(12:20) D.Murray up the middle to TEN 27 for 2 yards (V.Williams, C.Sensabaugh).	
3-8-TEN 27	(11:37) (Shotgun) M.Mariota pass deep middle intended for R.Matthews INTERCEPTED by M.Hilton at 50. M.Hilton pushed ob at TEN 24 for 26 yards (J.Conklin).	

Pittsburgh Steelers at 11:27

1-10-TEN 24	(11:27) (Shotgun) B.Roethlisberger pass short left to A.Brown to TEN 13 for 11 yards (A.Jackson).	P5
<u>1-10-TEN 13</u>	(10:42) (No Huddle, Shotgun) L.Bell right tackle to TEN 8 for 5 yards (A.Williamson; J.Casey).	
2-5-TEN 8	(10:04) (No Huddle, Shotgun) B.Roethlisberger pass incomplete short middle to J.James (K.Byard).	
3-5-TEN 8	(10:00) (Shotgun) B.Roethlisberger pass incomplete short right to L.Bell.	
	<i>PENALTY on PIT-M.Gilbert, Face Mask (15 Yards), 15 yards, enforced at TEN 8 - No Play.</i>	
3-20-TEN 23	(9:52) (Shotgun) B.Roethlisberger pass incomplete deep left to J.James. Coverage 31-Cyprien.	
4-20-TEN 23	(9:45) (Field Goal formation) C.Boswell 41 yard field goal is GOOD, Center-K.Canaday, Holder-J.Berry.	

TEN 0 PIT 10, 5 plays, 1 yard, 1:46 drive, 5:19 elapsed

C.Boswell kicks 69 yards from PIT 35 to TEN -4. A.Jackson to TEN 32 for 36 yards (C.Boswell).

Tennessee Titans at 9:41, (1st play from scrimmage 9:34)

1-10-TEN 32	(9:34) D.Murray up the middle to TEN 36 for 4 yards (B.Dupree).	
2-6-TEN 36	(8:58) (Shotgun) A.Jackson right tackle to TEN 41 for 5 yards (C.Sensabaugh; R.Shazier).	
3-1-TEN 41	<i>(8:10) (Shotgun) PENALTY on TEN-M.Mariota, Delay of Game, 5 yards, enforced at TEN 41 - No Play.</i>	
3-6-TEN 36	(7:50) (Shotgun) M.Mariota pass short left to R.Matthews pushed ob at TEN 44 for 8 yards (A.Burns).	P1
	Timeout #1 by TEN at 07:11.	
<u>1-10-TEN 44</u>	(7:11) D.Henry left end to PIT 43 for 13 yards (R.Golden).	R2
<u>1-10-PIT 43</u>	(6:26) (Shotgun) M.Mariota pass deep middle to R.Matthews to PIT 25 for 18 yards (V.Williams, R.Golden) [C.Heyward].	P3
<u>1-10-PIT 25</u>	(5:48) D.Murray up the middle to PIT 23 for 2 yards (R.Golden, L.Walton).	
2-8-PIT 23	(5:13) D.Murray left guard to PIT 22 for 1 yard (V.Williams, T.Watt).	
3-7-PIT 22	(4:28) (Shotgun) M.Mariota pass short left to C.Davis pushed ob at PIT 7 for 15 yards (A.Burns).	P4
<u>1-7-PIT 7</u>	(3:56) D.Henry up the middle to PIT 7 for no gain (R.Shazier).	
2-7-PIT 7	(3:16) D.Kelly reported in as eligible. E.Decker pass incomplete short left. Pressure by 56-Chickillo.	
3-7-PIT 7	(3:11) (Shotgun) M.Mariota scrambles right guard for 7 yards, TOUCHDOWN.	R5
	The Replay Official reviewed the runner broke the plane ruling, and the play was Upheld. The ruling on the field stands.	
	R.Succop extra point is GOOD, Center-B.Brinkley, Holder-B.Kern.	

TEN 7 PIT 10, 11 plays, 68 yards, 6:36 drive, 11:55 elapsed

R.Succop kicks 61 yards from TEN 35 to PIT 4. T.Watson to PIT 25 for 21 yards (D.Bates, E.Weems).

Pittsburgh Steelers at 3:05, (1st play from scrimmage 3:00)

1-10-PIT 25	(3:00) J.Conner right tackle to PIT 24 for -1 yards (J.Casey, A.Johnson).	
2-11-PIT 24	(2:17) C.Hubbard reported in as eligible. J.Conner up the middle to PIT 24 for no gain (B.Orakpo, J.Cyprien).	
3-11-PIT 24	(1:35) (Shotgun) B.Roethlisberger pass incomplete short right to J.Smith-Schuster. TEN-B.Orakpo was injured during the play. Coverage 26-Ryan.	
4-11-PIT 24	(1:30) (Punt formation) J.Berry punts 53 yards to TEN 23, Center-K.Canaday. A.Jackson to TEN 33 for 10 yards (M.Hilton, T.Watt).	

Tennessee Titans vs Pittsburgh Steelers at Heinz Field

Tennessee Titans at 1:20

- 1-10-TEN 33 (1:20) (Shotgun) M.Mariota pass deep left to E.Decker to PIT 43 for 24 yards (M.Hilton) [V.Williams].
- 1-10-PIT 43 (:41) (Shotgun) M.Mariota pass short right to E.Decker to PIT 39 for 4 yards (C.Sensabaugh, R.Shazier).
- 2-6-PIT 39 (:03) (Shotgun) M.Mariota sacked at PIT 47 for -8 yards (C.Heyward).

Penalty on TEN-Q.Spain, Offensive Holding, declined.

END OF QUARTER

	Score	Time Poss	First Downs				Efficiencies	
			R	P	X	T	3 Down	4 Down
Tennessee Titans	7	8:54	2	4	0	6	3/4	0/0
Pittsburgh Steelers	10	6:06	1	4	0	5	0/2	0/0

Second Quarter

11/16/2017

Play By Play

Tennessee Titans continued.

- 3-14-PIT 47 (15:00) (Shotgun) PENALTY on PIT-C.Heyward, Defensive Offside, 5 yards, enforced at PIT 47 - No Play.
- 3-9-PIT 42 (15:00) (Shotgun) M.Mariota pass short left to D.Walker to PIT 34 for 8 yards (R.Shazier). Official measurement.
- 4-1-PIT 34 (14:33) (Run formation) M.Mariota up the middle to PIT 32 for 2 yards (J.Hargrave; S.Tuitt). R7
- 1-10-PIT 32 (13:59) D.Murray up the middle to PIT 34 for -2 yards (J.Hargrave, B.Dupree).
- 2-12-PIT 34 (13:13) M.Mariota pass short left to D.Murray to PIT 35 for -1 yards (C.Heyward; R.Shazier).
- 3-13-PIT 35 (12:28) (Shotgun) PENALTY on TEN-J.Conklin, False Start, 5 yards, enforced at PIT 35 - No Play.
- 3-18-PIT 40 (12:09) (Shotgun) M.Mariota pass short left to D.Murray pushed ob at PIT 30 for 10 yards (S.Davis).
- 4-8-PIT 30 (11:34) (Field Goal formation) R.Succop 48 yard field goal is BLOCKED (T.Watt), Center-B.Brinkley, Holder-B.Kern.

Pittsburgh Steelers at 11:23

- 1-10-PIT 38 (11:23) (Shotgun) B.Roethlisberger pass short right to L.Bell to PIT 37 for -1 yards (J.Brown).
- 2-11-PIT 37 (10:43) (No Huddle, Shotgun) B.Roethlisberger pass incomplete deep right to A.Brown. Coverage 25-Jackson, 31-Byard.
- 3-11-PIT 37 (10:38) (No Huddle, Shotgun) B.Roethlisberger sacked at PIT 31 for -6 yards (D.Morgan).
- 4-17-PIT 31 (10:08) (Punt formation) J.Berry punts 40 yards to TEN 29, Center-K.Canaday, out of bounds.

Tennessee Titans at 10:00

- 1-10-TEN 29 (10:00) D.Kelly reported in as eligible. M.Mariota pass incomplete short middle to J.Smith (T.Watt) [V.Williams].
- 2-10-TEN 29 (9:57) M.Mariota pass short left to D.Walker ran ob at TEN 37 for 8 yards.
- 3-2-TEN 37 (9:37) (Shotgun) M.Mariota sacked at TEN 31 for -6 yards (S.Tuitt).
- 4-8-TEN 31 (9:03) (Punt formation) B.Kern punts 46 yards to PIT 23, Center-B.Brinkley. A.Brown pushed ob at PIT 30 for 7 yards (T.Taylor).

Pittsburgh Steelers at 8:54

- 1-10-PIT 30 (8:54) (Shotgun) B.Roethlisberger pass short left to J.James to PIT 35 for 5 yards (L.Ryan).
- 2-5-PIT 35 (8:22) (No Huddle, Shotgun) B.Roethlisberger pass deep right to M.Bryant ran ob at TEN 40 for 25 yards.
PENALTY on PIT-M.Bryant, Offensive Pass Interference, 10 yards, enforced at PIT 35 - No Play.
- 2-15-PIT 25 (8:00) (Shotgun) L.Bell left tackle to PIT 32 for 7 yards (K.Byard).
- 3-8-PIT 32 (7:22) (No Huddle, Shotgun) B.Roethlisberger pass incomplete deep right to M.Bryant.
PENALTY on TEN-D.Morgan, Defensive Offside, 5 yards, enforced at PIT 32 - No Play.
- 3-3-PIT 37 (7:16) (No Huddle, Shotgun) B.Roethlisberger pass incomplete short right to A.Brown. Pressure 98-Orakpo, 91-Morgan.
- 4-3-PIT 37 (7:09) (Punt formation) J.Berry punts 59 yards to TEN 4, Center-K.Canaday, downed by PIT-D.Heyward-Bey.
PENALTY on TEN-B.Trawick, Offensive Holding, 2 yards, enforced at TEN 4.

Tennessee Titans at 6:59

- 1-10-TEN 2 (6:59) D.Henry right end pushed ob at TEN 18 for 16 yards (A.Burns). R8
- 1-10-TEN 18 (6:33) D.Henry up the middle to TEN 16 for -2 yards (V.Williams).
- 2-12-TEN 16 (5:55) (Shotgun) M.Mariota pass incomplete short left to R.Matthews.
PENALTY on PIT-S.Tuitt, Roughing the Passer, 15 yards, enforced at TEN 16 - No Play. Coverage by 25-Burns. X9
- 1-10-TEN 31 (5:50) M.Mariota pass short right to D.Murray pushed ob at TEN 34 for 3 yards (R.Shazier).
PENALTY on PIT-T.Watt, Illegal Use of Hands, 5 yards, enforced at TEN 31 - No Play. X10
- 1-10-TEN 36 (5:30) D.Kelly reported in as eligible. D.Henry right tackle to TEN 34 for -2 yards (S.Davis).
- 2-12-TEN 34 (4:49) (Shotgun) D.Henry left guard to TEN 41 for 7 yards (A.Chickillo, R.Shazier).
- 3-5-TEN 41 (4:07) (Shotgun) M.Mariota pass short left to E.Decker to 50 for 9 yards (A.Burns, M.Hilton). P11
- 1-10-50 (3:21) (Shotgun) M.Mariota pass short right intended for C.Davis INTERCEPTED by C.Sensabaugh at PIT 48. C.Sensabaugh to TEN 20 for 32 yards (M.Mariota).

Pittsburgh Steelers at 3:11

- 1-10-TEN 20 (3:11) B.Roethlisberger pass incomplete deep right to M.Bryant (L.Ryan).
- 2-10-TEN 20 (3:04) L.Bell left guard to TEN 17 for 3 yards (W.Woodyard, A.Williamson).
- 3-7-TEN 17 (2:23) (Shotgun) B.Roethlisberger pass short left to L.Bell pushed ob at TEN 9 for 8 yards (A.Jackson). P6

Two-Minute Warning

- 1-9-TEN 9 (2:00) (Shotgun) B.Roethlisberger pass incomplete short left to L.Bell. Coverage 55-Brown.
- 2-9-TEN 9 (1:57) (Shotgun) B.Roethlisberger sacked at TEN 15 for -6 yards (K.Klug).
Timeout #2 by TEN at 01:48.
- 3-15-TEN 15 (1:48) (Shotgun) PENALTY on PIT-D.DeCastro, False Start, 5 yards, enforced at TEN 15 - No Play.
- 3-20-TEN 20 (1:48) (Shotgun) B.Roethlisberger scrambles up the middle to TEN 10 for 10 yards (B.Orakpo).

Tennessee Titans vs Pittsburgh Steelers at Heinz Field

Timeout #3 by TEN at 01:40.

4-10-TEN 10 (1:39) (Field Goal formation) C.Boswell 28 yard field goal is GOOD, Center-K.Canaday, Holder-J.Berry.

TEN 7 PIT 13, 7 plays, 10 yards, 1:34 drive, 13:23 elapsed

C.Boswell kicks 65 yards from PIT 35 to TEN 0. A.Jackson to TEN 25 for 25 yards (T.Matakevich).

Tennessee Titans at 1:37, (1st play from scrimmage 1:32)

- 1-10-TEN 25 (1:32) D.Murray right tackle to TEN 21 for -4 yards (M.Hilton).
Timeout #1 by PIT at 01:27.
- 2-14-TEN 21 (1:27) (Shotgun) M.Mariota pass short left to R.Matthews to TEN 25 for 4 yards (A.Burns).
Timeout #2 by PIT at 01:22.
- 3-10-TEN 25 (1:22) (Shotgun) D.Henry up the middle to TEN 25 for no gain (R.Shazier).
- 4-10-TEN 25 (1:18) (Punt formation) B.Kern punts 42 yards to PIT 33, Center-B.Brinkley, out of bounds.

Pittsburgh Steelers at 1:11

- 1-10-PIT 33 (1:11) (Shotgun) B.Roethlisberger pass short right to J.James pushed ob at PIT 36 for 3 yards (J.Cyprien).
- 2-7-PIT 36 (1:07) (No Huddle, Shotgun) B.Roethlisberger pass incomplete short left to J.Smith-Schuster (L.Ryan).
PENALTY on TEN-A.Jackson, Illegal Use of Hands, 5 yards, enforced at PIT 36 - No Play. X7
- 1-10-PIT 41 (1:00) (No Huddle, Shotgun) B.Roethlisberger pass incomplete short left to M.Bryant.
- 2-10-PIT 41 (:57) (No Huddle, Shotgun) B.Roethlisberger pass short right to A.Brown to TEN 42 for 17 yards (A.Jackson). FUMBLES (A.Jackson), recovered by PIT-M.Bryant at TEN 32. M.Bryant to TEN 32 for no gain (A.Jackson). P8
- 1-10-TEN 32 (:33) (No Huddle, Shotgun) B.Roethlisberger spiked the ball to stop the clock.
- 2-10-TEN 32 (:32) (Shotgun) B.Roethlisberger pass incomplete short left to L.Bell. Coverage 59-Woodyard.
- 3-10-TEN 32 (:28) (No Huddle, Shotgun) B.Roethlisberger pass incomplete short middle to J.James [J.Casey].
- 4-10-TEN 32 (:23) (Field Goal formation) C.Boswell 50 yard field goal is GOOD, Center-K.Canaday, Holder-J.Berry.

TEN 7 PIT 16, 7 plays, 35 yards, 1 penalty, 0:53 drive, 14:42 elapsed

C.Boswell kicks 65 yards from PIT 35 to TEN 0. A.Jackson to TEN 14 for 14 yards (R.Nix).

Tennessee Titans at 0:18

- 1-10-TEN 14 (:18) M.Mariota kneels to TEN 12 for -2 yards.

END OF QUARTER

	Score	Time Poss	First Downs				Efficiencies	
			R	P	X	T	3 Down	4 Down
Tennessee Titans	7	9:15	2	1	2	5	1/5	1/1
Pittsburgh Steelers	16	5:45	0	2	1	3	1/5	0/0

Third Quarter

11/16/2017

Play By Play

TEN elects to Receive, and PIT elects to defend the North goal.

C.Boswell kicks 65 yards from PIT 35 to end zone, Touchback.

Tennessee Titans at 15:00

1-10-TEN 25 (15:00) **M.Mariota pass deep middle to R.Matthews for 75 yards, TOUCHDOWN.** P12
 R.Succop extra point is GOOD, Center-B.Brinkley, Holder-B.Kern.

TEN 14 PIT 16, 1 plays, 75 yards, 0:11 drive, 0:11 elapsed

R.Succop kicks 65 yards from TEN 35 to end zone, Touchback.

Pittsburgh Steelers at 14:49, (1st play from scrimmage 14:48)

1-10-PIT 25 (14:48) (Shotgun) B.Roethlisberger pass short right to J.James to PIT 26 for 1 yard (A.Jackson).
 2-9-PIT 26 (14:10) (No Huddle, Shotgun) B.Roethlisberger pass short left to A.Brown to PIT 38 for 12 yards (A.Jackson). P9
1-10-PIT 38 (13:33) (No Huddle, Shotgun) B.Roethlisberger pass short left to L.Bell to PIT 44 for 6 yards (A.Jackson).
 2-4-PIT 44 (12:57) (No Huddle, Shotgun) B.Roethlisberger pass short middle to J.James to TEN 45 for 11 yards (J.Cyprien). P10
1-10-TEN 45 (12:22) (No Huddle, Shotgun) B.Roethlisberger pass short right to L.Bell pushed ob at TEN 31 for 14 yards (A.Jackson). P11
1-10-TEN 31 (11:47) (No Huddle, Shotgun) B.Roethlisberger pass incomplete deep middle to J.Smith-Schuster (L.Sims).
 2-10-TEN 31 (11:41) (Shotgun) B.Roethlisberger pass incomplete short middle to L.Bell.
PENALTY on TEN-J.Casey, Roughing the Passer, 15 yards, enforced at TEN 31 - No Play. X12
1-10-TEN 16 (11:37) (Shotgun) B.Roethlisberger pass incomplete deep middle to A.Brown (A.Jackson).
 2-10-TEN 16 (11:29) (Shotgun) L.Bell right guard to TEN 17 for -1 yards (J.Casey).
 3-11-TEN 17 (10:51) (Shotgun) B.Roethlisberger pass short right to J.Smith-Schuster to TEN 5 for 12 yards (J.Cyprien). P13
1-5-TEN 5 (10:05) **(Shotgun) B.Roethlisberger pass short middle to A.Brown for 5 yards, TOUCHDOWN.** P14
 C.Boswell extra point is GOOD, Center-K.Canaday, Holder-J.Berry.

TEN 14 PIT 23, 10 plays, 75 yards, 1 penalty, 4:48 drive, 4:59 elapsed

C.Boswell kicks 65 yards from PIT 35 to end zone, Touchback.

Tennessee Titans at 10:01

1-10-TEN 25 (10:01) D.Murray up the middle to TEN 30 for 5 yards (J.Hargrave, V.Williams).
 2-5-TEN 30 (9:22) M.Mariota pass deep middle to D.Walker to PIT 28 for 42 yards (V.Williams). P13
1-10-PIT 28 (8:36) (Shotgun) M.Mariota pass short left to D.Murray pushed ob at PIT 19 for 9 yards (A.Burns).
 2-1-PIT 19 (8:01) D.Murray up the middle to PIT 17 for 2 yards (S.Tuitt, R.Shazier). R14
1-10-PIT 17 (7:20) M.Mariota pass incomplete deep middle to D.Walker [S.Tuitt].
 2-10-PIT 17 (7:14) (Shotgun) M.Mariota pass short right to D.Walker to PIT 11 for 6 yards (M.Hilton; S.Davis).
 3-4-PIT 11 (6:28) (Shotgun) M.Mariota sacked at PIT 26 for -15 yards (C.Heyward).
 4-19-PIT 26 (5:38) **(Field Goal formation) R.Succop 44 yard field goal is GOOD, Center-B.Brinkley, Holder-B.Kern.**

TEN 17 PIT 23, 8 plays, 49 yards, 4:27 drive, 9:26 elapsed

R.Succop kicks 65 yards from TEN 35 to end zone, Touchback.

Pittsburgh Steelers at 5:34

1-10-PIT 25 (5:34) B.Roethlisberger sacked at PIT 22 for -3 yards (E.Walden).
 2-13-PIT 22 (4:56) (Shotgun) L.Bell left guard to PIT 25 for 3 yards (S.Williams).
 3-10-PIT 25 (4:12) (Shotgun) B.Roethlisberger pass deep left to M.Bryant to PIT 45 for 20 yards (J.Cyprien). P15
1-10-PIT 45 (3:33) (No Huddle, Shotgun) B.Roethlisberger pass short left to L.Bell to TEN 49 for 6 yards (A.Jackson).
 2-4-TEN 49 (3:03) (No Huddle) B.Roethlisberger pass short left to J.Smith-Schuster pushed ob at TEN 31 for 18 yards (L.Ryan). P16
1-10-TEN 31 (2:35) (No Huddle, Shotgun) B.Roethlisberger pass short right to L.Bell to TEN 22 for 9 yards (L.Ryan, J.Brown).
 2-1-TEN 22 (1:48) L.Bell up the middle to TEN 20 for 2 yards (J.Brown; J.Cyprien). R17
1-10-TEN 20 (1:06) (Shotgun) B.Roethlisberger pass short right to J.Smith-Schuster pushed ob at TEN 14 for 6 yards (D.Morgan).
 2-4-TEN 14 (:38) (Shotgun) B.Roethlisberger pass short right to A.Brown ran ob at TEN 8 for 6 yards. P18
1-8-TEN 8 (:06) (No Huddle, Shotgun) B.Roethlisberger pass incomplete short middle to J.Smith-Schuster. Coverage 26-Ryan, 31-Byard.
 2-8-TEN 8 (:02) (Shotgun) L.Bell left guard for 8 yards, TOUCHDOWN.
 The Replay Official reviewed the runner broke the plane ruling, and the play was REVERSED.
 (Shotgun) L.Bell left guard to TEN 1 for 7 yards (K.Byard, L.Ryan).

END OF QUARTER

	Score	Time Poss	First Downs				Efficiencies	
			R	P	X	T	3 Down	4 Down
Tennessee Titans	17	4:38	1	2	0	3	0/1	0/0
Pittsburgh Steelers	23	10:22	1	8	1	10	2/2	0/0

Fourth Quarter

11/16/2017

Play By Play

Pittsburgh Steelers continued.

3-1-TEN 1 (15:00) C.Hubbard reported in as eligible. B.Roethlisberger pass short middle to J.James for 1 yard, TOUCHDOWN. P19
C.Boswell extra point is GOOD, Center-K.Canaday, Holder-J.Berry.

TEN 17 PIT 30, 12 plays, 75 yards, 5:38 drive, 0:04 elapsed

C.Boswell kicks 60 yards from PIT 35 to TEN 5. A.Jackson to TEN 14 for 9 yards (T.Matakevich).

Tennessee Titans at 14:56, (1st play from scrimmage 14:52)

1-10-TEN 14 (14:52) D.Murray left guard to TEN 18 for 4 yards (S.Tuitt, T.Watt).
PENALTY on TEN, Illegal Shift, 5 yards, enforced at TEN 14 - No Play.

1-15-TEN 9 (14:38) (Shotgun) M.Mariota pass short middle to C.Davis to TEN 13 for 4 yards (M.Hilton).

2-11-TEN 13 (13:59) (Shotgun) M.Mariota pass incomplete short middle to T.Taylor. Coverage by 24-Sensabaugh.

3-11-TEN 13 (13:56) (Shotgun) M.Mariota pass incomplete short right to D.Walker. Coverage by 20-Golden.

4-11-TEN 13 (13:53) (Punt formation) B.Kern punts 54 yards to PIT 33, Center-B.Brinkley. A.Brown to PIT 49 for 16 yards (P.Superdaw).

Pittsburgh Steelers at 13:39

1-10-PIT 49 (13:39) (Shotgun) B.Roethlisberger pass deep left to A.Brown ran ob at TEN 28 for 23 yards. P20

1-10-TEN 28 (13:02) (No Huddle, Shotgun) B.Roethlisberger pass incomplete short right to J.Smith-Schuster.
PENALTY on TEN-L.Sims, Defensive Pass Interference, 13 yards, enforced at TEN 28 - No Play. X21

1-10-TEN 15 (13:00) (Shotgun) L.Bell left guard to TEN 10 for 5 yards (L.Ryan).

2-5-TEN 10 (12:18) (Shotgun) B.Roethlisberger pass short right to A.Brown for 10 yards, TOUCHDOWN. P22
C.Boswell extra point is GOOD, Center-K.Canaday, Holder-J.Berry.

TEN 17 PIT 37, 3 plays, 51 yards, 1 penalty, 1:27 drive, 2:48 elapsed

C.Boswell kicks 65 yards from PIT 35 to end zone, Touchback.

Tennessee Titans at 12:12

1-10-TEN 25 (12:12) (Shotgun) M.Mariota pass short right to D.Murray to TEN 31 for 6 yards (R.Golden). PIT-C.Heyward was injured during the play.

2-4-TEN 31 (11:49) (Shotgun) M.Mariota pass deep middle intended for C.Davis INTERCEPTED by R.Golden (A.Burns) at PIT 49. R.Golden to PIT 48 for -1 yards (D.Walker).

Pittsburgh Steelers at 11:39

1-10-PIT 48 (11:39) (Shotgun) B.Roethlisberger pass short left to L.Bell to TEN 46 for 6 yards (A.Williamson).

2-4-TEN 46 (10:56) (Shotgun) L.Bell right tackle to TEN 41 for 5 yards (L.Ryan, J.Cyprien). R23

1-10-TEN 41 (10:11) (No Huddle, Shotgun) L.Bell up the middle to TEN 39 for 2 yards (W.Woodyard; S.Williams).

2-8-TEN 39 (9:32) (Shotgun) B.Roethlisberger pass short right to M.Bryant ran ob at TEN 29 for 10 yards. P24

1-10-TEN 29 (8:55) (Shotgun) L.Bell up the middle to TEN 25 for 4 yards (E.Walden, L.Ryan).

2-6-TEN 25 (8:16) (Shotgun) B.Roethlisberger pass short left to L.Bell to TEN 17 for 8 yards (A.Williamson) [J.Casey]. P25

1-10-TEN 17 (7:21) J.Conner left guard to TEN 14 for 3 yards (D.Jones).

2-7-TEN 14 (6:45) (Shotgun) J.Conner left guard to TEN 9 for 5 yards (A.Jackson).

3-2-TEN 9 (6:02) (Shotgun) B.Roethlisberger pass short middle to L.Bell to TEN 8 for 1 yard (D.Morgan; J.Cyprien).

4-1-TEN 8 (5:24) (Field Goal formation) C.Boswell 26 yard field goal is GOOD, Center-K.Canaday, Holder-J.Berry.

TEN 17 PIT 40, 10 plays, 44 yards, 6:18 drive, 9:39 elapsed

C.Boswell kicks 65 yards from PIT 35 to TEN 0. A.Jackson to TEN 19 for 19 yards (T.Matakevich).

Tennessee Titans at 5:21, (1st play from scrimmage 5:14)

1-10-TEN 19 (5:14) (Shotgun) M.Mariota sacked at TEN 10 for -9 yards (V.Williams).

2-19-TEN 10 (4:34) (Shotgun) M.Mariota pass deep middle to D.Walker to TEN 27 for 17 yards (R.Golden).

3-2-TEN 27 (4:06) (No Huddle, Shotgun) M.Mariota pass incomplete short middle to T.Taylor.
PENALTY on PIT-M.Hilton, Defensive Pass Interference, 6 yards, enforced at TEN 27 - No Play. X15

1-10-TEN 33 (4:04) (Shotgun) M.Mariota pass incomplete short left. Pressure by 90-Watt, 97-Heyward.
PENALTY on TEN-B.Jones, Offensive Holding, 10 yards, enforced at TEN 33 - No Play.

1-20-TEN 23 (3:57) (Shotgun) M.Mariota pass incomplete short right to C.Davis. Coverage by 24-Sensabaugh, Pressure by 97-Heyward.

2-20-TEN 23 (3:51) (Shotgun) M.Mariota pass short left to D.Murray pushed ob at TEN 36 for 13 yards (A.Burns).

3-7-TEN 36 (3:42) (Shotgun) M.Mariota pass short middle to R.Matthews to TEN 44 for 8 yards (R.Shazier). P16

1-10-TEN 44 (3:17) (No Huddle, Shotgun) M.Mariota pass short right to D.Walker pushed ob at PIT 45 for 11 yards (R.Shazier). P17

1-10-PIT 45 (3:12) (Shotgun) M.Mariota sacked at PIT 49 for -4 yards (L.Walton).

2-14-PIT 49 (2:42) (No Huddle, Shotgun) M.Mariota pass short left to C.Davis pushed ob at PIT 41 for 8 yards (A.Burns).

Tennessee Titans vs Pittsburgh Steelers at Heinz Field

3-6-PIT 41 (2:39) (Shotgun) M.Mariota pass incomplete short right to C.Davis. Coverage by 24-Sensabaugh.

4-6-PIT 41 (2:34) (Shotgun) M.Mariota pass short middle intended for D.Walker INTERCEPTED by S.Davis at PIT 37. S.Davis to TEN 22 for 41 yards (T.Taylor).

Pittsburgh Steelers at 2:22

1-10-TEN 22 (2:22) J.Conner left tackle to TEN 17 for 5 yards (L.Ryan).

Two-Minute Warning

2-5-TEN 17 (2:00) L.Jones kneels to TEN 18 for -1 yards.

3-6-TEN 18 (1:24) L.Jones kneels to TEN 19 for -1 yards.

4-7-TEN 19 (:46) L.Jones kneels to TEN 20 for -1 yards.

Tennessee Titans at 0:44

1-10-TEN 20 (:44) M.Mariota kneels to TEN 19 for -1 yards.

2-11-TEN 19 (:13) M.Mariota kneels to TEN 18 for -1 yards.

END OF QUARTER

		Time	First Downs				Efficiencies	
	Score	Poss	R	P	X	T	3 Down	4 Down
Tennessee Titans	17	5:33	0	2	1	3	1/3	0/1
Pittsburgh Steelers	40	9:27	1	5	1	7	1/3	0/1

Tennessee Titans vs Pittsburgh Steelers

11/16/2017 at Heinz Field

Final Defensive Statistics

Tennessee Titans	Regular Defensive Plays											Special Teams					Misc			
	TKL	AST	COMB	SK	/ YDS	TFL	Q	IN	PD	FF	FR	TKL	AST	FF	FR	BL	TKL	AST	FF	FR
A.Jackson	11	0	11	0	0	0	0	0	2	1	0	0	0	0	0	0	0	0	0	0
J.Cyprien	6	4	10	0	0	0	0	0	0	0	0	0	0	0	0	0	0	0	0	0
L.Ryan	6	2	8	0	0	0	0	0	1	0	0	0	0	0	0	0	0	0	0	0
A.Williamson	2	2	4	0	0	0	0	0	0	0	0	0	0	0	0	0	0	0	0	0
D.Morgan	2	1	3	1	6	1	1	0	0	0	0	0	0	0	0	0	0	0	0	0
J.Casey	2	1	3	0	0	2	2	0	0	0	0	0	0	0	0	0	0	0	0	0
J.Brown	1	2	3	0	0	1	0	0	0	0	0	0	0	0	0	0	0	0	0	0
E.Walden	2	0	2	1	3	1	1	0	0	0	0	0	0	0	0	0	0	0	0	0
K.Byard	2	0	2	0	0	0	0	0	1	0	0	0	0	0	0	0	0	0	0	0
B.Orakpo	2	0	2	0	0	0	0	0	0	0	0	0	0	0	0	0	0	0	0	0
L.Sims	1	1	2	0	0	0	0	0	1	0	0	0	0	0	0	0	0	0	0	0
W.Woodyard	1	1	2	0	0	0	0	0	0	0	0	0	0	0	0	0	0	0	0	0
S.Williams	1	1	2	0	0	0	0	0	0	0	0	0	0	0	0	0	0	0	0	0
K.Klug	1	0	1	1	6	1	1	0	0	0	0	0	0	0	0	0	0	0	0	0
D.Jones	1	0	1	0	0	0	0	0	0	0	0	0	0	0	0	0	0	0	0	0
A.Johnson	0	1	1	0	0	0	0	0	0	0	0	0	0	0	0	0	0	0	0	0
T.Taylor	0	0	0	0	0	0	0	0	0	0	0	1	0	0	0	0	1	0	0	0
D.Bates	0	0	0	0	0	0	0	0	0	0	0	1	0	0	0	0	0	0	0	0
P.Superfaw	0	0	0	0	0	0	0	0	0	0	0	1	0	0	0	0	0	0	0	0
E.Weems	0	0	0	0	0	0	0	0	0	0	0	0	1	0	0	0	0	0	0	0
J.Conklin	0	0	0	0	0	0	0	0	0	0	0	0	0	0	0	0	1	0	0	0
M.Mariota	0	0	0	0	0	0	0	0	0	0	0	0	0	0	0	0	1	0	0	0
D.Walker	0	0	0	0	0	0	0	0	0	0	0	0	0	0	0	0	1	0	0	0
Total	41	16	57	3	15	6	5	0	5	1	0	3	1	0	0	0	4	0	0	0

TKL = Tackle AST = Assist COMB = Combined QH=QB Hit IN = Interception PD = Pass Defense FF = Forced Fumble FR = Fumble Recovery

Pittsburgh Steelers	Regular Defensive Plays											Special Teams					Misc			
	TKL	AST	COMB	SK	/ YDS	TFL	QH	IN	PD	FF	FR	TKL	AST	FF	FR	BL	TKL	AST	FF	FR
R.Shazier	5	5	10	0	0	0	0	0	0	0	0	0	0	0	0	0	0	0	0	0
A.Burns	8	0	8	0	0	0	0	0	1	0	0	0	0	0	0	0	0	0	0	0
V.Williams	6	1	7	1	9	2	3	0	0	0	0	0	0	0	0	0	0	0	0	0
R.Golden	4	1	5	0	0	0	0	1	1	0	0	0	0	0	0	0	0	0	0	0
M.Hilton	3	2	5	0	0	1	0	1	1	0	0	1	0	0	0	0	0	0	0	0
C.Heyward	2	1	3	2	23	2	3	0	0	0	0	0	0	0	0	0	0	0	0	0
S.Tuitt	2	1	3	1	6	1	2	0	0	0	0	0	0	0	0	0	0	0	0	0
S.Davis	2	1	3	0	0	1	0	1	1	0	0	0	0	0	0	0	0	0	0	0
J.Hargrave	2	1	3	0	0	1	0	0	0	0	0	0	0	0	0	0	0	0	0	0
C.Sensabaugh	1	2	3	0	0	0	0	1	1	0	0	0	0	0	0	0	0	0	0	0
L.Walton	1	1	2	1	4	1	1	0	0	0	0	0	0	0	0	0	0	0	0	0
B.Dupree	1	1	2	0	0	0	0	0	0	0	0	0	0	0	0	0	0	0	0	0
A.Chickillo	1	0	1	0	0	0	0	0	0	0	0	0	0	0	0	0	0	0	0	0
T.Watt	0	1	1	0	0	0	0	0	1	0	0	0	1	0	0	1	0	0	0	0
T.Matakevich	0	0	0	0	0	0	0	0	0	0	0	3	0	0	0	0	0	0	0	0
C.Boswell	0	0	0	0	0	0	0	0	0	0	0	1	0	0	0	0	0	0	0	0
R.Nix	0	0	0	0	0	0	0	0	0	0	0	1	0	0	0	0	0	0	0	0
M.Bryant	0	0	0	0	0	0	0	0	0	0	0	0	0	0	0	0	0	0	0	1
Total	38	18	56	5	42	9	9	4	6	0	0	6	1	0	0	1	0	0	0	1

Tennessee Titans vs Pittsburgh Steelers

11/16/2017 at Heinz Field

Ball Possession And Drive Chart

Tennessee Titans

#	Time Recd	Time Lost	Time Poss	How Ball Obtained	Drive Began	# Play	Yds Gain	Yds Pen	Net Yds	1st Down	Last Scrm	How Given Up
1	12:25	11:27	0:58	Kickoff	TEN 25	3	2	0	2	0	TEN 27	Interception
2	9:41	3:05	6:36	Kickoff	TEN 32	11	73	-5	68	5	* PIT 7	Touchdown
3	1:20	11:23	4:57	Punt	TEN 33	9	37	0	37	2	PIT 30	Missed FG
4	10:00	8:54	1:06	Punt	TEN 29	3	2	0	2	0	TEN 31	Punt
5	6:59	3:11	3:48	Punt	TEN 2	6	28	20	48	4	50	Interception
6	1:37	1:11	0:26	Kickoff	TEN 25	3	0	0	0	0	TEN 25	Punt
7	0:18	0:00	0:18	Kickoff	TEN 14	1	-2	0	-2	0	TEN 14	End of Half
8	15:00	14:49	0:11	Kickoff	TEN 25	1	75	0	75	1	TEN 25	Touchdown
9	10:01	5:34	4:27	Kickoff	TEN 25	8	49	0	49	2	* PIT 26	Field Goal
10	14:56	13:39	1:17	Kickoff	TEN 14	3	4	-5	-1	0	TEN 13	Punt
11	12:12	11:39	0:33	Kickoff	TEN 25	2	6	0	6	0	TEN 31	Interception
12	5:21	2:22	2:59	Kickoff	TEN 19	10	44	-4	40	3	PIT 41	Interception
13	0:44	0:00	0:44	Downs	TEN 20	2	-2	0	-2	0	TEN 19	End of Game

(288) Average TEN 22

Pittsburgh Steelers

#	Time Recd	Time Lost	Time Poss	How Ball Obtained	Drive Began	# Play	Yds Gain	Yds Pen	Net Yds	1st Down	Last Scrm	How Given Up
1	15:00	12:25	2:35	Kickoff	PIT 25	6	75	0	75	4	TEN 41	Touchdown
2	11:27	9:41	1:46	Interception	TEN 24	5	16	-15	1	1	* TEN 23	Field Goal
3	3:05	1:20	1:45	Kickoff	PIT 25	3	-1	0	-1	0	PIT 24	Punt
4	11:23	10:00	1:23	Missed FG	PIT 38	3	-7	0	-7	0	PIT 31	Punt
5	8:54	6:59	1:55	Punt	PIT 30	3	12	-5	7	0	PIT 37	Punt
6	3:11	1:37	1:34	Interception	TEN 20	7	15	-5	10	1	* TEN 10	Field Goal
7	1:11	0:18	0:53	Punt	PIT 33	7	30	5	35	2	TEN 32	Field Goal
8	14:49	10:01	4:48	Kickoff	PIT 25	10	60	15	75	6	* TEN 5	Touchdown
9	5:34	14:56	5:38	Kickoff	PIT 25	12	75	0	75	5	* TEN 1	Touchdown
10	13:39	12:12	1:27	Punt	PIT 49	3	38	13	51	3	* TEN 10	Touchdown
11	11:39	5:21	6:18	Interception	PIT 48	10	44	0	44	3	* TEN 8	Field Goal
12	2:22	0:44	1:38	Interception	TEN 22	4	2	0	2	0	* TEN 19	Downs

(532) Average PIT 44

* inside opponent's 20

Time of Possession by Quarter		1st	2nd	3rd	4th	OT	Total
Visitor	Tennessee Titans	8:54	9:15	4:38	5:33		28:20
Home	Pittsburgh Steelers	6:06	5:45	10:22	9:27		31:40

Kickoff Drive No.-Start Average

Titans: 9 - TEN 23

Steelers: 4 - PIT 25

Miscellaneous Statistics Report

Tennessee Titans vs Pittsburgh Steelers
11/16/2017 at Heinz Field

Ten Longest Plays for Tennessee Titans

Yards	Qtr	Play Start	Play Description
75	3	1-10-TEN 25	(15:00) M.Mariota pass deep middle to R.Matthews for 75 yards, TOUCHDOWN.
42	3	2-5-TEN 30	(9:22) M.Mariota pass deep middle to D.Walker to PIT 28 for 42 yards (V.Williams).
24	1	1-10-TEN 33	(1:20) (Shotgun) M.Mariota pass deep left to E.Decker to PIT 43 for 24 yards (M.Hilton) [V.Williams].
18	1	1-10-PIT 43	(6:26) (Shotgun) M.Mariota pass deep middle to R.Matthews to PIT 25 for 18 yards (V.Williams, R.Golden) [C.Heyward].
17	4	2-19-TEN 10	(4:34) (Shotgun) M.Mariota pass deep middle to D.Walker to TEN 27 for 17 yards (R.Golden).
16	2	1-10-TEN 2	(6:59) D.Henry right end pushed ob at TEN 18 for 16 yards (A.Burns).
15	1	3-7-PIT 22	(4:28) (Shotgun) M.Mariota pass short left to C.Davis pushed ob at PIT 7 for 15 yards (A.Burns).
13	1	1-10-TEN 44	(7:11) D.Henry left end to PIT 43 for 13 yards (R.Golden).
13	4	2-20-TEN 23	(3:51) (Shotgun) M.Mariota pass short left to D.Murray pushed ob at TEN 36 for 13 yards (A.Burns).
11	4	1-10-TEN 44	(3:17) (No Huddle, Shotgun) M.Mariota pass short right to D.Walker pushed ob at PIT 45 for 11 yards (R.Shazier).

Ten Longest Plays for Pittsburgh Steelers

Yards	Qtr	Play Start	Play Description
41	1	2-10-TEN 41	(12:33) (No Huddle, Shotgun) B.Roethlisberger pass deep left to A.Brown for 41 yards, TOUCHDOWN.
27	2	2-10-PIT 41	(:57) (No Huddle, Shotgun) B.Roethlisberger pass short right to A.Brown to TEN 42 for 17 yards (A.Jackson). FUMBLES
23	4	1-10-PIT 49	(13:39) (Shotgun) B.Roethlisberger pass deep left to A.Brown ran ob at TEN 28 for 23 yards.
20	3	3-10-PIT 25	(4:12) (Shotgun) B.Roethlisberger pass deep left to M.Bryant to PIT 45 for 20 yards (J.Cyprien).
18	3	2-4-TEN 49	(3:03) (No Huddle) B.Roethlisberger pass short left to J.Smith-Schuster pushed ob at TEN 31 for 18 yards (L.Ryan).
14	3	1-10-TEN 45	(12:22) (No Huddle, Shotgun) B.Roethlisberger pass short right to L.Bell pushed ob at TEN 31 for 14 yards (A.Jackson).
12	1	1-10-PIT 25	(15:00) (Shotgun) B.Roethlisberger pass short middle to A.Brown to PIT 37 for 12 yards (A.Jackson).
12	3	2-9-PIT 26	(14:10) (No Huddle, Shotgun) B.Roethlisberger pass short left to A.Brown to PIT 38 for 12 yards (A.Jackson).
12	3	3-11-TEN 17	(10:51) (Shotgun) B.Roethlisberger pass short right to J.Smith-Schuster to TEN 5 for 12 yards (J.Cyprien).
11	1	1-10-PIT 37	(14:23) (No Huddle, Shotgun) B.Roethlisberger pass short left to J.Smith-Schuster to PIT 48 for 11 yards (J.Cyprien).

Touchdown Scoring Information

		Offense	Defense	Special Teams
VISITOR	Tennessee Titans	2	0	0
HOME	Pittsburgh Steelers	4	0	0

Player Scoring Information

Club	Player	TD	Rush TD	Rec TD	KO TD	Punt TD	Int TD	Fum TD	Misc TD	FG	XP	2Pt Rush	2Pt Rec	Sfty	Points
TEN	M.Mariota	0	1	0	0	0	0	0	0	0	0	0	0	0	6
TEN	R.Matthews	0	0	1	0	0	0	0	0	0	0	0	0	0	6
TEN	R.Succop	0	0	0	0	0	0	0	0	1	2	0	0	0	5
PIT	A.Brown	0	0	3	0	0	0	0	0	0	0	0	0	0	18
PIT	C.Boswell	0	0	0	0	0	0	0	0	4	4	0	0	0	16
PIT	J.James	0	0	1	0	0	0	0	0	0	0	0	0	0	6

Possession Detail

	First Half		Second Half		Game	
	Visitor	Home	Visitor	Home	Visitor	Home
Largest Lead	0	10	0	23	0	23
Drives Leading	0	6	0	5	0	11
Time of Possession Leading	0:00	9:16	0:00	19:49	0:00	29:05
Largest Deficit	-10	0	-23	0	-23	0
Drives Trailing	7	0	6	0	13	0
Time of Possession Trailing	18:09	0:00	10:11	0:00	28:20	0:00
Times Score Tied Up		0		0		0
Lead Changes		1		0		1

Playtime Percentage

Percent of playtime per player on offense, defense and special teams

Tennessee Titans

Pittsburgh Steelers

		Offense	Defense	Special Teams				Offense	Defense	Special Teams			
Q Spain	G	65	100%		4	13%	R Foster	G	76	100%	8	26%	
J Conklin	T	65	100%		4	13%	D DeCastro	G	76	100%	8	26%	
T Lewan	T	65	100%		4	13%	A Villanueva	T	76	100%	8	26%	
J Kline	G	65	100%		4	13%	J James	TE	76	100%	8	26%	
B Jones	C	65	100%				M Gilbert	T	72	95%	4	13%	
M Mariota	QB	65	100%				M Pouncey	C	72	95%			
C Davis	WR	54	83%				B Roethlisberger	QB	72	95%			
R Matthews	WR	52	80%				A Brown	WR	70	92%	3	10%	
D Murray	RB	52	80%				L Bell	RB	68	89%	1	3%	
D Walker	TE	47	72%				J Smith-Schuster	WR	67	88%	4	13%	
J Smith	TE	38	58%		11	35%	M Bryant	WR	45	59%			
E Decker	WR	22	34%				E Rogers	WR	26	34%			
T Taylor	WR	18	28%		7	23%	X Grimble	TE	9	12%			
D Henry	RB	16	25%				J Conner	RB	8	11%	4	13%	
P Supernaw	TE	15	23%		18	58%	C Hubbard	T	6	8%	8	26%	
J Fowler	FB	5	8%				R Nix	FB	5	7%	17	55%	
A Jackson	CB	3	5%	70	92%	19	61%	D Heyward-Bey	WR	4	5%	15	48%
D Kelly	T	3	5%		4	13%	B Finney	C	4	5%	4	13%	
W Woodyard	LB		76	100%	3	10%	L Jones	QB	4	5%			
L Ryan	CB		75	99%	9	29%	R Golden	SS		65	100%	19	61%
K Byard	FS		73	96%	4	13%	S Davis	SS		65	100%	7	23%
J Cyprien	SS		67	88%			A Burns	CB		65	100%	6	19%
D Morgan	LB		64	84%	1	3%	C Sensabaugh	CB		64	98%	16	52%
J Casey	DT		58	76%	8	26%	R Shazier	LB		63	97%	4	13%
B Orakpo	LB		53	70%			C Heyward	DE		56	86%	12	39%
J Brown	LB		49	64%	16	52%	T Watt	LB		54	83%	9	29%
D Jones	DE		40	53%	12	39%	S Tuitt	DE		53	82%	12	39%
L Sims	CB		35	46%	7	23%	B Dupree	LB		52	80%	2	6%
B McCain	CB		33	43%	7	23%	V Williams	LB		50	77%	13	42%
E Walden	LB		32	42%	8	26%	M Hilton	CB		36	55%	10	32%
K Klug	DT		27	36%	9	29%	J Hargrave	NT		23	35%	1	3%
A Williamson	LB		27	36%			W Gay	CB		16	25%		
S Williams	NT		21	28%	8	26%	T Alualu	DE		15	23%		
D Searcy	SS		18	24%	14	45%	A Moats	LB		14	22%	6	19%
A Johnson	NT		15	20%	9	29%	L Walton	DE		10	15%	4	13%
N Palmer	LB		3	4%	16	52%	A Chickillo	LB		9	14%	21	68%
B Trawick	FS				27	87%	T Matakevich	LB		2	3%	19	61%
D Bates	LB				27	87%	D McCullers	DT		2	3%	3	10%
E Weems	WR				19	61%	J Wilcox	FS		1	2%	6	19%
T Smith	CB				18	58%	L Fort	LB				19	61%
D Fluellen	RB				18	58%	C Boswell	K			17	55%	
R Succop	K				8	26%	T Watson	RB			16	52%	
B Kern	P				7	23%	J Berry	P			11	35%	
B Brinkley	LS				7	23%	K Canaday	LS			11	35%	
B Schwenke	C				4	13%							

Steelers



Pittsburgh Steelers vs. Tennessee Titans

November 16, 2017 - 8:25 p.m. - Heinz Field (68,400)



Tennessee TITANS

Steelers Numerical

3	Landry Jones	QB
4	Jordan Berry	P
5	Joshua Dobbs	QB
7	Ben Roethlisberger	QB
9	Chris Boswell	K
10	Martavis Bryant	WR
11	Justin Hunter	WR
17	Eli Rogers	WR
19	JuJu Smith-Schuster	WR
20	Robert Golden	S
21	Joe Haden	CB
22	William Gay	CB
23	Mike Mitchell	S
24	Coty Sensabaugh	CB
25	Artie Burns	CB
26	Le'Veon Bell	RB
27	J.J. Wilcox	S
28	Sean Davis	S
29	Brian Allen	CB
30	James Conner	RB
31	Mike Hilton	CB
39	Terrell Watson	RB
44	Tyler Matakevich	LB
45	Roosevelt Nix	FB
48	Bud Dupree	LB
50	Ryan Shazier	LB
53	Maurkice Pouncey	C
54	L.J. Fort	LB
55	Arthur Moats	LB
56	Anthony Chickillo	LB
57	Kameron Canaday	LS
65	Jerald Hawkins	OT
66	David DeCastro	G
67	B.J. Finney	C/G
71	Matt Feiler	OT
73	Ramon Foster	G
74	Chris Hubbard	C/G
77	Marcus Gilbert	OT
78	Alejandro Villanueva	OT
79	Javon Hargrave	DT
81	Jesse James	TE
84	Antonio Brown	WR
85	Xavier Grimble	TE
88	Darrius Heyward-Bey	WR
89	Vance McDonald	TE
90	T.J. Watt	LB
91	Stephon Tuitt	DE
92	James Harrison	LB
93	Daniel McCullers	DT
94	Tyson Alualu	DE
96	L.T. Walton	DE
97	Cameron Heyward	DE
98	Vince Williams	LB

Steelers Offense

WR	84	ANTONIO BROWN	17	Eli Rogers	<u>19</u>	<u>JuJu Smith-Schuster</u>
LT	78	ALEJANDRO VILLANUEVA	65	Jerald Hawkins		
LG	73	RAMON FOSTER	67	B.J. Finney		
C	53	MAURKICE POUNCEY	67	B.J. Finney		
RG	66	DAVID DeCASTRO	71	Matt Feiler		
RT	77	MARCUS GILBERT	74	Chris Hubbard		
TE	81	JESSE JAMES	89	Vance McDonald	85	Xavier Grimble
RB	26	LE'VEON BELL	<u>30</u>	<u>James Conner</u>	39	Terrell Watson
FB	45	ROOSEVELT NIX				
QB	7	BEN ROETHLISBERGER	3	Landry Jones	<u>5</u>	<u>Joshua Dobbs</u>
WR	10	MARTAVIS BRYANT	88	Darrius Heyward-Bey	11	Justin Hunter

Steelers Defense

LDE	97	CAMERON HEYWARD	96	L.T. Walton		
NT	79	JAVON HARGRAVE	93	Daniel McCullers		
RDE	91	STEPHON TUITT	94	Tyson Alualu		
LOLB	48	BUD DUPREE	56	Anthony Chickillo	55	Arthur Moats
LILB	50	RYAN SHAZIER	54	L.J. Fort		
RILB	98	VINCE WILLAMS	44	Tyler Matakevich		
ROLB	90	T.J. WATT	92	James Harrison		
LCB	21	JOE HADEN	24	Coty Sensabaugh	31	Mike Hilton
FS	23	MIKE MITCHELL	27	J.J. Wilcox		
SS	28	SEAN DAVIS	20	Robert Golden		
RCB	25	ARTIE BURNS	22	William Gay	<u>29</u>	<u>Brian Allen</u>

Titans Numerical

3	Brandon Weeden	QB
4	Ryan Succop	K
6	Brett Kern	P
8	Marcus Mariota	QB
13	Taywan Taylor	WR
14	Eric Weems	WR
15	Darius Jennings	WR
16	Matt Cassel	QB
18	Rishard Matthews	WR
21	Da'Norris Searcy	S
22	Derrick Henry	RB
23	Brice McCain	CB
24	Kalan Reed	CB
25	Adoree' Jackson	CB
26	Logan Ryan	CB
29	DeMarco Murray	RB
31	Kevin Byard	S
32	David Fluellen	RB
33	Tye Smith	CB
35	Curtis Riley	DB
36	LeShaun Sims	CB
37	Johnathan Cyprien	S
41	Brynden Trawick	S
45	Jalston Fowler	FB
48	Beau Brinkley	LS
50	Nate Palmer	LB
53	Daren Bates	LB
54	Avery Williamson	LB
55	Jayon Brown	LB
59	Wesley Woodyard	LB
60	Ben Jones	C
61	Corey Levin	G/C
62	Brian Schwenke	C/G
64	Josh Kline	G
67	Quinton Spain	G
71	Dennis Kelly	G/T
77	Taylor Lewan	T
78	Jack Conklin	T
81	Jonnu Smith	TE
82	Delanie Walker	TE
84	Corey Davis	WR
87	Eric Decker	WR
89	Phillip Supernaw	TE
90	DaQuan Jones	DL
91	Derrick Morgan	OLB
92	Kevin Dodd	OLB
93	Erik Walden	OLB
94	Austin Johnson	DL
95	David King	DE
96	Sylvester Williams	NT
97	Karl Klug	DL
98	Brian Orakpo	OLB
99	Jurrell Casey	DT

Titans Defense

DE	90	DAQUAN JONES	95	David King		
NT	96	SYLVESTER WILLIAMS	94	Austin Johnson		
DT	99	JURRELL CASEY	97	Karl Klug		
OLB	91	DERRICK MORGAN	92	Kevin Dodd		
ILB	54	AVERY WILLIAMSON	50	Nate Palmer	53	Daren Bates
ILB	59	WESLEY WOODYARD	<u>55</u>	<u>Jayon Brown</u>		
OLB	98	BRIAN ORAKPO	93	Erik Walden		
CB	25	ADOREE' JACKSON	36	LeShaun Sims	24	Kalan Reed
FS	31	KEVIN BYARD	35	Curtis Riley	41	Brynden Trawick
SS	37	JOHNATHAN CYPRIEN	21	Da'Norris Searcy		
CB	26	LOGAN RYAN	23	Brice McCain	33	Tye Smith

Titans Offense

WR	18	RISHARD MATTHEWS	<u>13</u>	<u>Taywan Taylor</u>	14	Eric Weems
LT	77	TAYLOR LEWAN	71	Dennis Kelly		
LG	67	QUINTON SPAIN	<u>61</u>	<u>Corey Levin</u>		
C	60	BEN JONES	62	Brian Schwenke		
RG	64	JOSH KLINE	<u>61</u>	<u>Corey Levin</u>		
RT	78	JACK CONKLIN	71	Dennis Kelly		
TE	82	DELANIE WALKER	89	Phillip Supernaw	<u>81</u>	<u>Jonnu Smith</u>
RB	29	DEMARCO MURRAY	22	Derrick Henry	32	David Fluellen
FB	45	JALSTON FOWLER				
QB	8	MARCUS MARIOTA	16	Matt Cassel	3	Brandon Weeden
WR	84	COREY DAVIS	87	Eric Decker	15	Darius Jennings

Steelers Specialists

P	4	JORDAN BERRY				
K	9	CHRIS BOSWELL				
LS	57	KAMERON CANADAY				
H	4	JORDAN BERRY				
KR	19	JUJU SMITH-SCHUSTER	25	Artie Burns	39	Terrell Watson
PR	84	ANTONIO BROWN - OR	-17	Eli Rogers		

Titans Specialists

P	6	BRETT KERN	4	Ryan Succop		
K	4	RYAN SUCCOP	6	Brett Kern		
KO	4	RYAN SUCCOP	6	Brett Kern		
LS	48	BEAU BRINKLEY	60	Ben Jones	<u>81</u>	<u>Jonnu Smith</u>
H	6	BRETT KERN	16	Matt Cassel		
KOR	14	ERIC WEEMS	<u>25</u>	<u>Adoree' Jackson</u>		
PR	25	ADOREE' JACKSON	14	Eric Weems		

Steelers Pronunciation Key

Tyson Alualu	(Ah-loo AH-loo)	Tyler Matakevich	(Matt-uh-kev-ich)
Le'Veon Bell	(Lay-vee-on)	Ben Roethlisberger	(Roth-lis-ber-ger)
Anthony Chickillo	(Chick-ill-oh)	Ryan Shazier	(Shay-zier)
Ramon Foster	(Ruh-moan)	Stephon Tuitt	(Steff-on Too-it)
Javon Hargrave	(Jay-von)		

Officials

Referee	Ron Torbert #62
Umpire	Paul King #121
Head Linesman	Sarah Thomas #53
Line Judge	Mark Steinerchner #84
Field Judge	Aaron Santi #50
Side Judge	Scott Edwards #3
Back Judge	Greg Yette #38
Replay Offici	Bill Spyksma

Titans Pronunciation Key

Kevin Byard	(BY-urd)	Marcus Mariota	(MAR-ee-OH-tah)
Johnathan Cyprien	(SIP-ree-en)	Kalan Reed	KAY-iin)
DaQuan Jones	(Day-QUAN)	Jonnu Smith	(JAH-new)
Karl Klug	(KLOOG)	Ryan Succop	(SUCK-up)
Corey Levin	(LEH-vin)	Brynden Trawick	(TRAH-wick)
Taylor Lewan	(leh-WAHN)		

Steelers Alphabetical

29	Allen, Brian	CB
94	Alualu, Tyson	DE
26	Bell, Le'Veon	RB
4	Berry, Jordan	P
9	Boswell, Chris	K
84	Brown, Antonio	WR
10	Bryant, Martavis	WR
25	Burns, Artie	CB
57	Canaday, Kameron	LS
56	Chickillo, Anthony	LB
30	Conner, James	RB
28	Davis, Sean	S
66	DeCastro, David	G
5	Dobbs, Joshua	QB
48	Dupree, Bud	LB
71	Feiler, Matt	OT
67	Finney, B.J.	C/G
54	Fort, L.J.	LB
73	Foster, Ramon	G
22	Gay, William	CB
77	Gilbert, Marcus	OT
20	Golden, Robert	S
85	Grimble, Xavier	TE
21	Haden, Joe	CB
79	Hargrave, Javon	DT
92	Harrison, James	LB
88	Heyward-Bey, Darrius	WR
65	Hawkins, Jerald	OT
97	Heyward, Cameron	DE
31	Hilton, Mike	CB
74	Hubbard, Chris	C/G
11	Hunter, Justin	WR
81	James, Jesse	TE
3	Jones, Landry	QB
44	Matakevich, Tyler	LB
89	McDonald, Vance	TE
93	McCullers, Daniel	DT
23	Mitchell, Mike	S
55	Moats, Arthur	LB
45	Nix, Roosevelt	FB
53	Pouncey, Maurkice	C
7	Roethlisberger, Ben	QB
17	Rogers, Eli	WR
24	Sensabaugh, Coty	CB
50	Shazier, Ryan	LB
19	Smith-Schuster, JuJu	WR
91	Tuitt, Stephon	DE
78	Villanueva, Alejandro	OT
96	Walton, L.T.	DE
39	Watson, Terrell	RB
27	Wilcox, J.J.	S
90	Watt, T.J.	LB
98	Williams, Vince	LB

Pittsburgh Numerical Roster

NO	NAME	POS	HT	WT	AGE	EXP	COLLEGE	HOW ACQ
3	Landry Jones	QB	6-4	225	28	5	Oklahoma	D4b '13
4	Jordan Berry	P	6-5	195	26	3	Eastern Kentucky	FA '15
5	Joshua Dobbs	QB	6-3	216	22	R	Tennessee	D4 '17
7	Ben Roethlisberger	QB	6-5	240	35	14	Miami (OH)	D1 '04
9	Chris Boswell	K	6-2	185	26	3	Rice	FA '15
10	Martavis Bryant	WR	6-4	211	25	3	Clemson	D4 '14
11	Justin Hunter	WR	6-4	203	26	5	Tennessee	UFA '17 (BUF)
17	Eli Rogers	WR	5-10	187	24	3	Louisville	UDFA '15
19	JuJu Smith-Schuster	WR	6-1	215	20	R	USC	D2 '17
20	Robert Golden	S	5-11	202	27	6	Arizona	UDFA '12
21	Joe Haden	CB	5-11	195	28	8	Florida	FA '17
22	William Gay	CB	5-10	187	32	11	Louisville	FA '13
23	Mike Mitchell	S	6-1	221	30	9	Ohio	UFA '14 (CAR)
24	Coty Sensabaugh	CB	5-11	187	28	6	Clemson	UFA '17 (NYG)
25	Artie Burns	CB	6-0	197	22	2	Miami (FL)	D1 '16
26	Le'Veon Bell	RB	6-1	225	25	5	Michigan State	D2 '13
27	J.J. Wilcox	S	6-0	212	26	5	Georgia Southern	TR '17 (TB)
28	Sean Davis	S	6-1	202	23	2	Maryland	D2 '16
29	Brian Allen	CB	6-3	215	23	R	Utah	D5 '17
30	James Conner	RB	6-1	233	22	R	Pittsburgh	D3b '17
31	Mike Hilton	CB	5-9	184	23	1	Mississippi	FA '16
39	Terrell Watson	RB	6-1	240	24	1	Azusa Pacifi	FA '17
44	Tyler Matakevich	LB	6-1	235	24	2	Temple	D7b '16
45	Roosevelt Nix	FB	5-11	248	25	3	Kent State	FA '15
48	Bud Dupree	LB	6-4	269	24	3	Kentucky	D1 '15
50	Ryan Shazier	LB	6-1	230	25	4	Ohio State	D1 '14
53	Maurkice Pouncey	C	6-4	304	28	8	Florida	D1 '10
54	Fort, L.J.	LB	6-0	232	27	3	Northern Iowa	FA '17
55	Arthur Moats	LB	6-0	246	29	8	James Madison	UFA '14 (BUF)
56	Anthony Chickillo	LB	6-3	255	24	3	Miami (FL)	D6b '15
57	Kameron Canaday	LS	6-4	245	25	1	Portland State	FA '17
65	Jerald Hawkins	OT	6-6	305	23	2	LSU	D4 '16
66	David DeCastro	G	6-5	316	27	6	Stanford	D1 '12
67	B.J. Finney	C/G	6-4	318	25	2	Kansas State	UDFA '15
71	Matt Feiler	OT	6-6	330	25	1	Bloomsburg (PA)	FA '16
73	Ramon Foster	G	6-5	328	31	9	Tennessee	UDFA '09
74	Chris Hubbard	C/G	6-4	295	26	4	UAB	UDFA '13
77	Marcus Gilbert	OT	6-6	330	29	7	Florida	D2 '11
78	Alejandro Villanueva	OT	6-9	320	28	3	Army	FA '14
79	Javon Hargrave	DT	6-2	305	24	2	South Carolina State	D3 '16
81	Jesse James	TE	6-7	261	23	3	Penn State	D5 '15
84	Antonio Brown	WR	5-10	181	29	8	Central Michigan	D6b '10
85	Xavier Grimble	TE	6-4	261	24	2	USC	FA '15
88	Darrius Heyward-Bey	WR	6-2	210	30	9	Maryland	UFA '14 (IND)
89	Vance McDonald	TE	6-4	267	27	5	Rice	TR '17 (SF)
90	T.J. Watt	LB	6-4	252	22	R	Wisconsin	D1 '17
91	Stephon Tuitt	DE	6-6	303	24	4	Notre Dame	D2 '14
92	James Harrison	LB	6-0	242	39	15	Kent State	FA '14
93	Daniel McCullers	DT	6-7	352	25	4	Tennessee	D6b '14
94	Tyson Alualu	DE	6-3	304	30	8	California	UFA '17 (JAX)
96	L.T. Walton	DE	6-5	305	25	3	Central Michigan	D6a '15
97	Cameron Heyward	DE	6-5	295	28	7	Ohio State	D1 '11
98	Vince Williams	LB	6-1	233	27	5	Florida State	D6b '13

Head Coach: Mike Tomlin. **Assistant Coaches:** John Mitchell (Asst. Head Coach/Defensive Line); Todd Haley (Offensive Coordinator); Keith Butler (Defensive Coordinator); Danny Smith (Special Teams Coordinator); James Daniel (Tight Ends); Randy Fichtner (Quarterbacks); Carnell Lake (Defensive Backs); Richard Mann (Wide Receivers); Mike Munchak (Offensive Line); Jerry Olsavsky (Inside Linebackers); Joey Porter (Outside Linebackers); James Saxon (Running Backs); Shaun Sarrett (Offensive Asst.); Steve Meyer (Coaching Asst.); Daniel Martin Rooney (Coaching Asst.); Garrett Giemont (Conditioning Coordinator); Marcel Pastoor (Conditioning Asst.).

Tennessee Numerical Roster

NO	NAME	POS	HT	WT	AGE	EXP	COLLEGE	HOW ACQ
3	Brandon Weeden	QB	6-3	230	34	6	Oklahoma State	FA-17
4	Ryan Succop	K	6-2	218	31	9	South Carolina	FA-14
6	Brett Kern	P	6-2	214	31	10	Toledo	W (DEN) 09
8	Marcus Mariota	QB	6-4	222	24	3	Oregon	D1-15
13	Taywan Taylor	WR	5-11	203	22	R	Western Kentucky	D3a-17
14	Eric Weems	WR	5-9	195	32	10	Bethune-Cookman	UFA (ATL) 17
15	Darius Jennings	WR	5-10	180	25	1	Virginia	FA-17
16	Matt Cassel	QB	6-4	228	35	13	Southern California	UFA (DAL) 16
18	Rishard Matthews	WR	6-0	217	28	6	Nevada	UFA (MIA) 16
21	Da'Norris Searcy	S	5-11	207	29	7	North Carolina	UFA (BUF) 15
22	Derrick Henry	RB	6-3	247	23	2	Alabama	D2c-16
23	Brice McCain	CB	5-9	190	30	9	Utah	FA-16
24	Kalan Reed	CB	5-11	192	23	1	Southern Mississippi	D7b-16
25	Adoree' Jackson	CB	5-10	186	22	R	Southern California	D1b-17
26	Logan Ryan	CB	5-11	195	26	5	Rutgers	UFA (NE) 17
29	DeMarco Murray	RB	6-1	220	29	7	Oklahoma	T (PHI) 16
31	Kevin Byard	S	5-11	212	24	2	Middle Tennessee State	D3-16
32	David Fluellen	RB	5-11	224	25	1	Toledo	FA-15
33	Tye Smith	CB	6-0	195	24	2	Towson	FA-17
35	Curtis Riley	DB	6-0	190	25	3	Fresno State	FA-15
36	LeShaun Sims	CB	6-0	203	24	2	Southern Utah	D5b-16
37	Johnathan Cyprien	S	6-0	223	27	5	Florida International	UFA (JAX) 17
41	Brynden Trawick	S	6-2	225	28	5	Troy	UFA (OAK) 17
45	Jalston Fowler	FB	5-11	254	27	3	Alabama	D4b-15
48	Beau Brinkley	LS	6-4	260	27	6	Missouri	FA-12
50	Nate Palmer	LB	6-2	248	28	5	Illinois State	W (GB) 16
53	Daren Bates	LB	5-11	225	26	5	Auburn	UFA (OAK) 17
54	Avery Williamson	LB	6-1	246	25	4	Kentucky	D5-14
55	Jayon Brown	LB	6-0	226	22	R	UCLA	D5-17
59	Wesley Woodyard	LB	6-0	233	31	10	Kentucky	UFA (DEN) 14
60	Ben Jones	C	6-3	308	28	6	Georgia	UFA (HOU) 16
61	Corey Levin	G/C	6-4	307	23	R	Chattanooga	D6-17
62	Brian Schwenke	C/G	6-3	318	26	5	California	D4-13
64	Josh Kline	G	6-3	300	27	5	Kent State	W (NE) 16
67	Quinton Spain	G	6-4	330	26	3	West Virginia	FA-15
71	Dennis Kelly	G/T	6-8	321	27	6	Purdue	T (PHI) 16
77	Taylor Lewan	T	6-7	309	26	4	Michigan	D1-14
78	Jack Conklin	T	6-6	308	23	2	Michigan State	D1-16
81	Jonnu Smith	TE	6-3	248	22	R	Florida International	D3b-17
82	Delanie Walker	TE	6-2	248	33	12	Central Missouri	UFA (SF) 13
84	Corey Davis	WR	6-3	209	22	R	Western Michigan	D1a-17
87	Eric Decker	WR	6-3	214	30	8	Minnesota	FA-17
89	Phillip Supernaw	TE	6-5	255	27	4	Ouachita Baptist	FA-15
90	DaQuan Jones	DL	6-4	322	25	4	Penn State	D4a-14
91	Derrick Morgan	OLB	6-4	261	28	8	Georgia Tech	D1-10
92	Kevin Dodd	OLB	6-5	277	25	2	Clemson	D2a-16
93	Erik Walden	OLB	6-2	250	32	10	Middle Tennessee State	FA-17
94	Austin Johnson	DL	6-4	314	23	2	Penn State	D2b-16
95	David King	DE	6-4	281	27	2	Oklahoma	T (KC) 17
96	Sylvester Williams	NT	6-2	313	28	5	North Carolina	UFA (DEN) 17
97	Karl Klug	DL	6-3	278	29	7	Iowa	D5-11
98	Brian Orakpo	OLB	6-4	257	31	9	Texas	UFA (WAS) 15
99	Jurrell Casey	DT	6-1	305	27	7	Southern California	D3-11

Head Coach: Mike Mularkey. **Assistant Coaches:** Dick LeBeau (assistant head coach/defensive coordinator), Terry Robiskie (offensive coordinator), Craig Aukerman (assistant special teams), Brandon Blaney (defensive assistant), Sylvester Croom (running backs), Nick Eason (defensive line), Russ Grimm (offensive line), Steve Hoffman (special teams), Frisman Jackson (wide receivers), Steve Jackson (assistant secondary), Tom Kanavy (assistant strength and conditioning), Jason Michael (quarterbacks), Taylor Porter (strength and conditioning assistant), Arthur Smith (tight ends), Lou Spanos (linebackers), Luke Steckel (assistant wide receivers), Mike Sullivan (assistant offensive line), Deshea Townsend (secondary), Steve Watterson (assistant head coach/strength and conditioning), Keith Willis (assistant defensive line)

Titans Alphabetical

53	Bates, Daren	LB
48	Brinkley, Beau	LS
55	Brown, Jayon	LB
31	Byard, Kevin	S
99	Casey, Jurrell	DT
16	Cassel, Matt	QB
78	Conklin, Jack	T
37	Cyprien, Johnathan	S
84	Davis, Corey	WR
87	Decker, Eric	WR
92	Dodd, Kevin	OLB
32	Fluellen, David	RB
45	Fowler, Jalston	FB
22	Henry, Derrick	RB
25	Jackson, Adoree'	CB
15	Jennings, Darius	WR
94	Johnson, Austin	DL
60	Jones, Ben	C
90	Jones, DaQuan	DL
71	Kelly, Dennis	G/T
6	Kern, Brett	P
95	King, David	DE
64	Kline, Josh	G
97	Klug, Karl	DL
61	Levin, Corey	G/C
77	Lewan, Taylor	T
8	Mariota, Marcus	QB
18	Matthews, Rishard	WR
23	McCain, Brice	CB
91	Morgan, Derrick	OLB
29	Murray, DeMarco	RB
98	Orakpo, Brian	OLB
50	Palmer, Nate	LB
24	Reed, Kalan	CB
35	Riley, Curtis	DB
26	Ryan, Logan	CB
62	Schwenke, Brian	C/G
21	Searcy, Da'Norris	S
36	Sims, LeShaun	CB
81	Smith, Jonnu	TE
33	Smith, Tye	CB
67	Spain, Quinton	G
4	Succop, Ryan	K
89	Supernaw, Phillip	TE
13	Taylor, Taywan	WR
41	Trawick, Brynden	S
93	Walden, Erik	OLB
82	Walker, Delanie	TE
3	Weeden, Brandon	QB
14	Weems, Eric	WR
96	Williams, Sylvester	NT
54	Williamson, Avery	LB
59	Woodyard, Wesley	LB



LAST WEEK'S GAME CLIPS

GAME NOTES: TITANS VS. STEELERS

STAFF REPORTS TITANS ONLINE NOVEMBER 17, 2017

Game notes from Thursday Night Football matchup between Titans and Steelers at Heinz Field.

MARIOTA RUSHES FOR SCORE: In the first quarter, quarterback Marcus Mariota rushed for his fourth touchdown of the season. On third-and-goal, he scrambled for a score to give him his eighth career rushing touchdown. Among quarterbacks in 2017, Mariota's four rushing touchdowns are tied with Cleveland's DeShone Kizer and Carolina's Cam Newton for the second-most in the NFL. Dallas' Dak Prescott leads NFL quarterbacks with five rushing touchdowns.

MARIOTA PASSES YOUNG: In the second quarter, Marcus Mariota passed Vince Young (8,098 passing yards) for fifth place in franchise history in career passing yards. Mariota now trails only Warren Moon (33,685), Steve McNair (27,141), George Blanda (19,149) and Dan Pastorini (16,864) on the all-time list.

MARIOTA SETS CAREER LONG: On the first play of the third quarter, Marcus Mariota hit Rishard Matthews for a 75-yard touchdown. It was the longest pass of Mariota's career, topping his previous long, a 61-yard touchdown pass at New Orleans on Nov. 8, 2015.

MARIOTA OVER 300: Marcus Mariota completed 22 of 33 passes for 306 yards, recording his fifth career 300-yard passing game and his second of 2017.

MATTHEWS OVER 100: Wide receiver Rishard Matthews led the offense with 113 receiving yards on five catches. He reached the 100-yard mark for the first time in 2017 and the seventh time in his career.

CAREER LONG FOR MATTHEWS: Rishard Matthews

turned a pass from Marcus Mariota into a 75-yard touchdown on the first play of the third quarter, giving the sixth-year wide receiver the longest reception of his career. His previous long was a 60-yard catch at Houston on Oct. 2, 2016.

TOUCHDOWN 20 FOR MATTHEWS: Rishard Matthews' touchdown against the Steelers was his third of 2017 and the 20th of his career. His 12 touchdown receptions since the beginning of the 2016 season put him in a tie for the eighth-highest total in the NFL during that time.

WALKER LEADS IN RECEPTIONS AGAIN: Tight end Delanie Walker led the team with six receptions and had a season-high 92 receiving yards. It was the seventh time in 2017 he either led the club or tied for the team lead in receptions.

BIG CATCH BY WALKER: In the third quarter, Delanie Walker caught a 42-yard pass from Marcus Mariota to record his longest reception of the season. It also was Walker's 26th reception of 25 yards or longer since the beginning of the 2014 season, which is tied with Kansas City's Travis Kelce for the second-most in the NFL and trails only New England's Rob Gronkowski (44).

DEFENSE LIMITS BELL: The Titans defense limited Steelers running back Le'Veon Bell, who entered the game as the NFL's leading rusher in 2017, to 46 yards on 12 carries. Bell's longest rushing attempt was seven yards. As a team, the Steelers gained only 65 yards on 21 attempts for an average of 3.1 yards per carry.

STEELERS 33 PERCENT ON THIRD DOWN: For the sixth consecutive game, the Titans defense held its opponent under 38 percent on third down. The Steelers were 33.3 percent, converting on four of their 12 attempts. During the six-week span, which began with their matchup with the Miami Dolphins (Oct. 8), the Titans defense allowed only 21

conversions on third down in 75 attempts, a rate of only 28 percent.

MORGAN NOTCHES SACK: In the second quarter, outside linebacker Derrick Morgan sacked Ben Roethlisberger for a six-yard loss, which gave Morgan a team-high six sacks in 2017. His 42.5 career sacks rank ninth in franchise history.

KLUG RECORDS SACK: In the second quarter, defensive lineman Karl Klug sacked Ben Roethlisberger for a seven-yard loss. The play gave Klug 1.5 sacks in 2017 and 21.5 in his seven-year career.

SACK FOR WALDEN: In the third quarter, outside linebacker Erik Walden sacked Ben Roethlisberger for a three-yard loss. Walden notched his second sack of 2017 and the 34th of his 10-year career.

BUSY NIGHT FOR JACKSON: Adoree' Jackson returned five kickoffs for 103 yards, setting highs in both categories for his rookie season. Fielding punts, he had one return for 10 yards. He also recorded at least one rushing attempt for the third consecutive week, picking up five yards on his only carry against the Steelers.

STARTING 22: For the first time since the Sept. 10 regular season opener, all 22 of the team's listed starters at the beginning of the season were active.

INACTIVES: The Titans' inactive players were quarterback Brandon Weeden, wide receiver Darius Jennings, cornerback Kalan Reed, safety Curtis Riley, guard/center Corey Levin, outside linebacker Kevin Dodd and defensive end David King.

###

SLOPPY TITANS FALL 40-17 TO STEELERS

**BY JIM WYATT
TITANS ONLINE
NOVEMBER 17, 2017**

PITTSBURGH – The Titans didn't deliver in the spotlight.

Instead, their hopes of a statement win here at Heinz Field flickered out because of turnovers, mistakes and a defense that struggled to slow down Pittsburgh's playmakers.

The result was an ugly 40-17 loss to the Steelers.

"It's a disappointing loss obviously," Titans coach Mike Mularkey said. "We made too many mistakes against a good football team. Obviously it caught up to us there in the second half. ... The dam kind of broke in the second half because of all the mistakes."

The Titans saw their four-game winning streak snapped as they fell to 6-4. They're now a half-game behind the Jacksonville Jaguars in the AFC South.

Titans quarterback Marcus Mariota completed 22 of 32 passes for 306 yards in the contest. But he was intercepted four times, and sacked five times. Mariota blamed himself after the contest, but Mariota's teammates and Mularkey had his back. His targets could have done more, Mularkey said.

The Titans also hurt themselves with a dropped touchdown pass, a slow start, and an inability to get key stops on defense.

"If you throw four interceptions it is tough to win," Mariota said. "A lot of credit to Pittsburgh, they made a bunch of plays and got the best of us tonight."

"(The interceptions) are on me. When it comes down to it, I am the one that makes the decision to throw, and just bad decisions. I have to do a better job if it's not there to either tuck it away, or throw it out of bounds."

Things looked good at the start of the second half, as the Titans scored on the first play. A 75-yard touchdown pass from Mariota to receiver Rishard Matthews, who eluded two defenders after catching the ball deep downfield, cut Pittsburgh's lead to 16-14. It was the longest touchdown pass of Mariota's career.

But the Steelers answered back with a 10-play, 75-yard drive, which was capped off with a five-yard touchdown pass from quarterback Ben Roethlisberger to receiver Antonio Brown. It extended Pittsburgh's lead to 23-14 with 10:01 left in the third quarter.

And the Steelers kept coming, and they kept scoring.

"Give credit to them," linebacker Wesley Woodyard said. "They kicked our butts in the second half. ... Any time you give up 40 points it falls back on the defense. We just have to be a better second half team and learn from this."

The Titans had their moments. But the team lost momentum despite getting a 44-yard field goal from kicker Ryan Succop, which made it 23-17 with 5:44 left in the third quarter. That's because the usually sure-handed Delanie Walker dropped a would-be touchdown pass while standing in the end zone late in the drive.

"I have to catch that ball," Walker said. "That hurt the team, and I feel terrible about that."

After that, the Steelers put together two long drives to extend their lead. A one-yard touchdown pass from Roethlisberger to tight end Jesse James capped off a 12-play, 75-yard drive, and made it 30-17. The Steelers added another touchdown drive – and capped it off with a 10-yard touchdown catch by Brown – to take a 37-17 lead with 12:12 left in the contest.

Roethlisberger completed 30 of 45 passes for 299 yards and four touchdowns in the contest. The

Titans had a hard time defending Brown, who finished the game with 10 catches for 144 yards and three touchdowns.

Matthews finished the game with five catches for 113 yards and a touchdown for the Titans.

The Titans got off to a bad start on both sides of the football.

The Steelers scored a touchdown on their first possession on a 41-yard touchdown pass from Roethlisberger to Brown, which capped a six-play, 75-yard drive. When the Titans got the ball, Mariota sailed a ball over the head of Matthews, and the Steelers cashed it in for three points to take a 10-0 lead barely five minutes into the contest.

But the Titans fought back, as Mariota engineered an 11-play, 68-yard touchdown drive he capped off with a seven-yard run to cut the lead to 10-7. Mariota connected with Matthews on a pair of completions, and running back Derrick Henry produced a nice 13-yard run. Rookie Corey Davis also made a nice sideline grab. Mariota showed some speed and some spunk with his run, and head-first dive into the end zone.

After a nice drive, the Titans had a chance to tie the game on a 48-yard field goal by Succop, but it was blocked by Steelers linebacker T.J. Watt.

The Steelers got points just before halftime after cornerback Coty Sensabaugh intercepted Mariota and returned it to the Tennessee 20. Kicker Chris Boswell's second field goal of the night made it 13-7 with 1:37 left before halftime.

Another Boswell field goal, this one from 50 yards, made it 16-7 at the half. Then came an action-packed second half that saw the Steelers take control. With the win, the Steelers improved to 8-2.

The Titans return to action on November 26 against the Colts in Indianapolis.

“It’s a marathon, man,” cornerback Logan Ryan said. “I remember we lost two straight, and people thought the sky was falling. And then we won four straight. So it is a marathon. This was a tough game – someone had to win it and we didn’t.

“But we get a chance to rest up before a division game. We have to get ready to play and be ready to bounce back.”

###

GLENNON'S TAKE: TITANS CAN'T LET LOSS TO STEELERS DERAILED SEASON

**BY JOHN GLENNON
TITANS ONLINE
NOVEMBER 17, 2017**

NASHVILLE, Tenn. — The Titans' one-sided loss to the Steelers on Thursday was a momentum stuffer for a team that had won four straight games.

There's no getting around that fact.

A road game against one of the AFC's top two teams, combined with too many turnovers and mistakes, proved too much to overcome in the Titans' 40-17 loss to Pittsburgh on the national stage.

But a still-maturing Titans team can't allow its first loss since October 8 – as disappointing as it was – to linger.

Why? The simple reason is that the remainder of the season simply offers too much promise in the pursuit of playoffs.

The Titans are 6-4 now, a mark many Titans fans – if asked before the season – would have been comfortable with through 10 games. Even if Jacksonville defeats Cleveland on Sunday, the Titans will be just one game out of first place in the AFC South, with the Jaguars making a trip to Nashville at the end of the season.

In addition, the Titans would seem likely to be favored in each of their next four contests – at Indianapolis, home against Houston, at Arizona and at San Francisco. All four of those clubs will be playing with back-up quarterbacks, the first three due to injury and the 49ers because of the ineffectiveness of original starter Brian Hoyer.

So it's not a stretch to believe the Titans will still be in the thick of the playoff chase a month from now, playing meaningful football in

December for a second straight year.

“We've got plenty of games left,” Titans receiver Rishard Matthews said, “to do what we want to do.”

What will it take for the Titans to rebound from the beating at the hands of the Steelers?

It needs to start with an improved performance from quarterback Marcus Mariota, who threw four interceptions Thursday for the first time in his career. There was blame to be shared on some of the picks, as rookie wide receiver Corey Davis is still learning the ropes, but Mariota as usual accepted full responsibility.

“Those are on me,” Mariota said. “When it comes down to it, I'm the one who makes the decision to throw it. Just bad decisions.”

The good news for Titans fans is that Mariota, as head coach Mike Mularkey has noted several times this season, does an exceptional job of deleting negative performances from his memory bank.

We've seen his ability to bounce back illustrated in at least a couple of ways this year:

On drives immediately following his first seven interceptions this year, for instance, Mariota guided the Titans to scores five times.

In addition, Mariota overcame some up-and-down performances this season by raising his game when it was most needed. He led game-winning drives against Indianapolis, Baltimore and Cincinnati, showing his mental toughness in the process.

“Good or bad, the previous play has no effect on the next one,” Mariota said of his mindset. “That's how I've always taken it and I'll continue to do that.”

Mariota, of course, was hardly the only Titans player who stumbled on the big stage.

Delanie Walker dropped a sure touchdown pass. Jurrell Casey

delivered an illegal hit on Roethlisberger. Dennis Kelly couldn't hold his block on a field-goal attempt.

“They know we can't make some of those mistakes,” Mularkey said. “Against good teams, it's going to cost you. You're going to get beat bad ... There's a lot to learn from this, especially for some of our younger players that hopefully take it a little personal and go right back to work on Monday.”

That's when the Titans will need to start showing us they can get back on their feet following a hay-maker punch.

We saw on Thursday the Titans are not yet among the AFC's elite teams.

But who's to say what they may look like six weeks from now, assuming they can rebound from this loss?

And who's to say what opportunities might await if they do?

“I think we are going to see these guys again,” Titans tackle Taylor Lewan said, “and when we do, hopefully we will be ready and get a different result.”

###

TITANS WR COREY DAVIS ACCEPTS BLAME FOR TWO MARIOTA INTS

**BY JIM WYATT
TITANS ONLINE
NOVEMBER 17, 2017**

NASHVILLE, Tenn. – Titans rookie receiver Corey Davis hasn't been around quarterback Marcus Mariota long.

But he already knows his M.O.

“Marcus, he kind of takes the blame for a lot of things, even if it is not his fault,” Davis said on Friday.

Case in point: Mariota's four interception game in Thursday night's 40-17 loss against the Steelers. After the game, while speaking at a podium at Heinz Field, Mariota shouldered the blame for all four turnovers.

“(The interceptions) are on me,” Mariota said. “When it comes down to it, I am the one that makes the decision to throw, and just bad decisions. I have to do a better job if it's not there to either tuck it away, or throw it out of bounds.”

Davis, the fifth overall pick of the draft, said on Friday: “Two of those picks he threw were my fault.”

Mariota overthrew receiver Rishard Matthews on his first interception, and his fourth interception came as the result of him throwing behind tight end Delanie Walker. On Mariota's second interception, Titans coach Mike Mularkey said Davis should have continued his route and come back to the ball to keep it from being intercepted.

“What the DB did is what we need Corey to do,” Mularkey said. “That kind of angle, you can't defend it. That's just a tough lesson we all had to watch, and learn from it. I think he will.”

A Steelers defender came up with another ball thrown to Davis on a bang-bang play in the second half.

The Titans watched film of the game – and the interceptions – on Friday.

“It was rough,” Davis said of the film session. “It's always rough after a big loss like that. But we evaluated, tried to stay positive and move on. ... There's a lot to clean up obviously, but we will.”

Davis, who had three catches for 27 yards in the contest, knows he has room to improve. Davis missed all of training camp with a hamstring injury, and was sidelined earlier in the season for a five-game stretch.

Mularkey said Davis takes criticism well, and learns from it. He doesn't get flustered, Mularkey said. On the season Davis has 16 catches for 176 yards. He was upset with himself after the Cincinnati game for fumbling into the end zone.

“This game doesn't wait for anyone,” said Davis, who played 54 of the offense's 65 snaps vs the Steelers. “I just have to take it one day at a time and keep learning as I am going.”

“I just have to come down with those balls, and just keep getting open. (Marcus) is a great quarterback and it is amazing that he still has faith in me. I just have to keep making plays, and keep getting open.”

###

**MARCUS MARIOTA
BLAMES HIMSELF AFTER
FOUR-INT GAME**

**BY JIM WYATT
TITANS ONLINE
NOVEMBER 17, 2017**

PITTSBURGH – Titans quarterback Marcus Mariota shouldered the blame for his four interception game here on Thursday night.

After the contest, his teammates and head coach had his back.

“If you throw four interceptions it is tough to win,” Mariota said. “A lot of credit to Pittsburgh, they made a bunch of plays and got the best of us tonight.

“(The interceptions) are on me. When it comes down to it, I am the one that makes the decision to throw, and just bad decisions. I have to do a better job if it’s not there to either tuck it away, or throw it out of bounds.”

Mariota completed 22-of-33 passes for 306 yards and a touchdown in the team’s 40-17 loss to the Steelers. The 75-yard touchdown pass to receiver Rishard Matthews on the first play of the second half was the longest touchdown pass of Mariota’s career.

But the Titans were derailed by their own mistakes. Mariota threw two interceptions in each half, and he was sacked five times on the night. Tight end Delanie Walker dropped a would-be touchdown in the end zone.

Titans coach Mike Mularkey said Mariota doesn’t deserve all the blame. Some of the team’s young receivers could have helped him out, he said. Rookie Corey Davis was the intended target on at least two of the balls that were picked off.

“The first one sailed on him, there’s no doubt on that,” Mularkey said. “He could’ve used some help on the other ones, especially from some

young guys. Some lessons learned from some young players.”

Walker was upset with himself on his dropped touchdown pass. He said he took his eyes off the football.

“I can’t say he was skittish or nervous or anything, but sometimes the ball gets away from you and it happened a few times today,” Walker said. “I dropped a ball, and I am very upset about that.

“It’s not all on him. The quarterback always gets blamed for situations when we lose the game. It’s not just Marcus – there’s 10 other guys out there that need to make plays. I didn’t help him ... and a lot of passes were batted up in the air. We can’t always put everything on the quarterback.”

The Titans return to action on November 26 against the Colts.

Mariota said it will be long stretch.

“But I believe it will be beneficial,” Mariota said. “I think it will leave a sour taste -- it will leave a very sour taste in my mouth. But to kind of go over the weekend, to think about it, to learn from it, I think we’ll be a lot better.”

###

TITANS GET THEIR ANSWER: SLOPPY PLAY PLUS STEELERS EQUALS UGLY LOSS

**BY JOE REXRODE
THE TENNESSEAN
NOVEMBER 16, 2017**

PAGE 1C

PITTSBURGH — The Tennessee Titans have been making the mistakes that help blah teams stay with them, but they've been overcoming those gaffes, winning those games and advancing toward their first playoff berth since 2008.

The advance certainly isn't over after Thursday's 40-17 thumping delivered by the Pittsburgh Steelers at cold-yet-loud Heinz Field. The mistakes are getting out of hand, though. Good teams, the kind you see in the playoffs, burn you for them.

"The dam kind of broke," Titans coach Mike Mularkey said of a game that was 16-14 Pittsburgh early in the third and 23-17 early in the fourth.

"They kicked our butts in that second half," Titans linebacker Wesley Woodyard said.

"If you throw four interceptions," Marcus Mariota said of his career high, "it's tough to win."

This really could have been a different game. A game of some sort, at least. That seems ridiculous to say aloud in light of the final score. Maybe Ben Roethlisberger, Antonio Brown and a loaded offense that blazed through the second half would have made it easy for the 8-2 Steelers either way. But consider the Titans' list of football sins:

- A Mariota pass that got away from him on the first possession, sailing over the head of receiver Rishard Matthews and into the hands of Pittsburgh's Mike Hilton. That led to a field goal to make it 10-0 Steelers because the Titans' defense

stepped up in the sudden-change situation.

- Inadequate blocking that got Titans placekicker Ryan Succop's first field goal of the night blocked.

- Another Mariota pick, this on a stare-down of rookie receiver Corey Davis, with the Titans driving in the second quarter and trailing 10-7. At that point the Steelers had 98 total yards, 56 interception return yards and the lead. Mularkey put that one on Davis for not coming back to fight for the ball, but it can't be thrown.

"When it comes down to it," Mariota said, "I'm the one that makes the decision."

- A Jurrell Casey personal foul for roughing the passer on the Steelers' first drive of the second half, after Mariota hit Matthews for a 75-yard catch and run to cut the lead to 16-14. The penalty helped keep a drive alive that ended in a touchdown. And yes, it was a ticky-tack call. But as Casey found out in the preseason, a fingernail scrape anywhere low on a quarterback is going to be called.

- On the drive after that, Mariota moved the Titans right downfield and put a pass on tight end Delanie Walker in the end zone that couldn't have been more perfect. Walker dropped it. The Titans settled for Succop from 44 yards and a 23-17 deficit, and they were never in the game again.

"I'm very upset ... that could have been a momentum changer," said Walker, a guy who usually catches everything.

"That's big," Mularkey said. "I mean, it's hard to get that open, hard to get plays like that."

And then there was the strange sequence at the end of the first half, Mularkey taking timeouts with the Steelers driving to make it 13-7 so Mariota could have time for his own drive. The Titans then went run, screen, run; Steelers coach Mike Tomlin used his timeouts; and Roethlisberger happily made the

plays for a 16-7 lead at the half instead. Yes, the officials mistakenly let the Steelers advance a Brown fumble, providing 10 crucial yards. But hey, the officials were just following the Titans' lead.

Some are going to look at this as an outright exposure of the Titans. It's true, their defense gave up touchdowns on the first three possessions of the second half, beloved former Steelers coordinator Dick LeBeau ending up with a sour homecoming.

But the Titans won't see guys like this again during the regular season. Brown (144 yards, three touchdowns) and Le'Veon Bell (103 total yards) make up the best receiver-runner combo in the NFL. The Steelers also have one of the best defenses in the league, statistically speaking, though the Titans should have done more to take advantage of a banged-up secondary.

But Mariota simply made some plays you can't make if you want to have a chance in games like this, against opponents like this. He wasn't alone.

This team is 6-4, still in good shape, the first four-game winning streak since 2009 halted but a welcoming schedule ahead. The Titans just need to be within a game of the 6-3 Jacksonville Jaguars and beat them in the regular-season finale at Nissan Stadium to win the AFC South.

That would be a huge step forward for this franchise. But the struggles of the past few weeks look worse in light of this humiliation. And Thursday was a look at just how small the Titans' margin for error will be – and how ugly another batch of them will be – if they do make it to January football.

###

**TITANS' COACH MIKE
MULARKEY DEFENDS 4
MARCUS MARIOTA PICKS
AGAINST STEELERS**

**BY MIKE ORGAN
THE TENNESSEAN
NOVEMBER 17, 2017**

Titans coach Mike Mularkey found himself having to defend his quarterback Marcus Mariota on Friday in the aftermath of Thursday night's 40-17 loss at Pittsburgh.

Mariota threw a career-high four interceptions, wiping out any chance the Titans had of coming back in a game in which they trailed by just six points at the end of the third quarter.

"Nobody ever talks about how accurate (Mariota) is with some of the throws that he does make," Mularkey said. "All (the media) keeps asking are about the throws he doesn't. There's a lot of good throws that he makes every Sunday in very, very tight window throws."

Mariota threw six interceptions through the first nine games. With a total of 10 now, he has exceeded the total number of interceptions (9) he had in 2016. He also has more interceptions than touchdowns (8).

The miscues this season, however, have not diminished Mularkey's confidence in Mariota in any way.

Rexrode: Titans' reality -- this is a decent team that could go either way

The coach said his third-year quarterback is still progressing at a pace at which he is pleased, especially with the heavy load that has been placed on Mariota at this stage in his career.

"We're asking him to do a lot; I mean a lot more than I've been around," Mularkey said. "We trust him to do that. I'm glad he's our quarterback. I know this, we still have a chance to win every game with him no matter what the score is or where it is in the game."

Titans head coach Mike Mularkey and quarterback Marcus explain how they lost 40 to 17 against the Pittsburgh Steelers at Heinz Field.

Mariota completed 22 of 33 passes for 306 yards with a passing touchdown and a rushing touchdown.

The 75-yard scoring toss to Rishard Matthews, which came on the first play from scrimmage in the second half, was the longest TD pass of Mariota's career. His previous long TD pass was a 61-yarder on Nov. 8, 2015 at New Orleans.

Tight end Delanie Walker dropped a near-perfect pass from Mariota in the end zone.

Still, Mariota, who was sacked five times, accepted blame for each of the interceptions he threw against the Steelers, saying he made poor decision on each throw.

Mularkey, however, said only the first interception was solely Mariota's fault. Mularkey said the ball "sailed" on Mariota on that throw.

Mularkey said there were several other factors that cost the Titans.

He pointed to nine penalties for 65 yards as a significant issue.

More: Marcus Mariota lets it get away from him in Pittsburgh

"We probably had the most penalties that we've had in weeks," Mularkey said. "That was disappointing. It was uncharacteristic of us after cleaning up a lot of things leading up to that game."

###

TITANS' LOSS TO STEELERS OFFERS TASTE OF PLAYOFFS, 'GOOD EXPERIENCPE'

**BY JASON WOLF
THE TENNESSEAN
NOVEMBER 19, 2017**

The Titans got a taste of a playoff atmosphere in their prime-time loss to the Steelers on Thursday night at Heinz Field.

They gagged.

Marcus Mariota threw a career-high four interceptions; tight end Delanie Walker dropped an easy touchdown catch; and placekicker Ryan Succop had a field-goal attempt blocked as a close game turned into a 40-17 demolition.

But the experience could help Tennessee (6-4) prepare for the postseason, should the Titans reach the playoffs for the first time since 2008.

"I looked at it as a good experience for our guys to know that we can play in a game of that magnitude," Titans coach Mike Mularkey said Friday. "That was a playoff-type of game. The environment was like that. The team was like that. I think that's going to help us down the road, whether it's going to help us kick into this next week, I think our guys in this room will respond from it."

The loss snapped the Titans' four-game winning streak, their longest since 2009, and brings the team to a critical crossroad with six games remaining in the regular season.

More: Titans report card: Marcus Mariota's 4 INTs highlight massive flop vs. Steelers

The stretch begins with a must-win matchup against the Colts (3-7) on Sunday at Indianapolis. The Titans never have won at Lucas Oil Stadium, losing nine consecutive games. They haven't beaten the Colts on the road since a 16-10

victory at the RCA Dome on Dec. 30, 2007.

###

None of the Titans' next four opponents have a winning record. After visiting the Colts, they host the Texans before traveling to face the Cardinals and 49ers. Another four-game winning streak and 10-4 record are possible, before closing the regular season with home games against much tougher opponents, the Rams and Jaguars.

The finale could be for the AFC South championship and right to host a home playoff game.

When the stakes are raised, the Titans' experience against the Steelers could help.

"It's most definitely a playoff atmosphere," Titans safety Kevin Byard said in the postgame locker room. "I think this is going to be a real great teaching tape for the future. Because I'm pretty sure they'll be in the playoffs. Hopefully we'll see them again. And we've just got to learn from that. When we're in situations like this, we have to play better football. We have to play in the moment, and we didn't tonight. ... In this kind of atmosphere, we've just got to execute."

During the preseason, the Titans were widely projected to win double-digit victories and the division. Both of those goals remain attainable.

But right now, the Titans' performances this season have defined them as a group that's just good enough to overcome their mistakes to beat bad teams.

That doesn't fly against elite competition.

"When you play teams that are this caliber, that are contenders, that win week in and week out, that's the blueprint," Mariota said after the loss to the Steelers. "We're going to learn from it. We're going to get better from it. And hopefully we'll see them again."

TITANS WANT BETTER PLAY FROM COREY DAVIS, BUT HE'S STILL LEARNING

**BY CAMERON WOLFE
ESPN
NOVEMBER 16, 2017**

PITTSBURGH -- The Tennessee Titans' locker room was united in its message after a rough 40-17 loss to the Steelers: This isn't all on Marcus Mariota.

Yes, Mariota needs to shoulder a good portion of the blame for his lackluster performance. But a honest look at the game would bring the conclusion that Mariota wasn't the only Titan who turned in a mistake-laden performance.

"He could have used some help on the other [interceptions], especially from some young guys. Some lessons learned for some young players," coach Mike Mularkey said, referring primarily to rookie receiver Corey Davis. "In this league, you always have to come back toward the ball. Defenders are always closing."

Mularkey was referring to Mariota's second interception. Davis ran a dig route, but he was a bit slow coming out of his break. The route wasn't smooth and he didn't come back for the football. Mariota clearly had Davis targeted as his top option, stared him down and threw the ball late to him when the rookie took longer than expected to complete his route.

"They played a coverage that would allow me to go that direction," Mariota said. "It just happens. He's a young guy."

Davis said he should've fought back for the ball, knowing the defender was on his hip.

On Mariota's third interception, he targeted Davis, who could not get a lot of separation from his defender. The defender got a hand on the pass and knocked it in the air for another Steeler to pick it off. It was another

play where Davis could've been more aggressive attacking the ball.

Davis is a rookie receiver with a lot of potential. He was drafted No. 5 overall for a reason. He showed that with a brilliant first-quarter toe-drag catch that led to the Titans' first touchdown, but he has also shown examples of shaky route-running and failure to come back to the ball. Those things are expected of a rookie, but the Titans planned for him to be their No. 1 receiving option, and he's not quite there yet.

Mariota targeted Davis seven times and he turned in three catches for 27 yards. The week before, Davis was targeted 10 times, which led to four catches for 48 yards and a crucial fumble that became a touchback after he lost the ball reaching for the pylon.

"I just think he needs some experience," Mularkey said. "Most rookies have offseasons and training camps and preseason games, and all those to give them some experience. His is live fire. Live fire, 'Thursday Night Football' for your fourth [full] game."

A portion of this falls on the Titans, who put some pressure on Davis to be a big part of their offensive revival when they returned from their Week 8 bye. Davis was also returning from a six-week absence due to a hamstring injury. It's hard to blame them for getting their hopes high given Davis' talent, but it's not completely unexpected that they've got this result.

"I'm still trying to find my way," Davis said.

There's no doubt that Davis' 2017 bouts with injuries has played a role in his up-and-down play. Davis missed much of the offseason program while recovering from ankle surgery. He also missed all of the preseason and most of training camp with a hamstring injury. He reinjured that hamstring in Week 2 and missed five games. Now he's playing catch up on everything he missed on the field.

"He's going to be all right. He's going to learn from it," veteran receiver Rishard Matthews said. "I tell Corey, 'You've got to have a short memory.'"

The Titans aren't down on Davis, and they shouldn't be; it's just a realization that the learning process is in full force while they wish he was close to a finished product. That will come.

###

**STEELERS GOT 10 YARDS
ON FUMBLE RECOVERY
VS. TITANS THEY
SHOULDN'T HAVE
GOTTEN**

halftime that made the score 16-7
Steelers.

###

**BY PAUL KUHARSKY
PAULKUHARSKY.COM
NOVEMBER 16, 2017**

PITTSBURGH – Officials gave the Steelers 10 yards they shouldn't have late in the first half of the Titans-Steelers game at Heinz Field.

Adoree Jackson punched the ball out from Antonio Brown after a reception and the ball went forward and was covered by another Steelers receiver, Martavis Bryant.

Game stats credited Brown with a 17-yard catch that counted for 17 yards and got the ball to the Titans 32-yard line and after the fumble was recovered the ball was placed at the 32.

But the Steelers should not have been allowed to advance the fumble at that point.

Per the NFL Rules Digest:

On a play from scrimmage, if an offensive player fumbles anywhere on the field during fourth down, only the fumbling player is permitted to recover and/or advance the ball. If any player fumbles after the two-minute warning in a half, only the fumbling player is permitted to recover and/or advance the ball. If recovered by any other offensive player, the ball is dead at the spot of the fumble unless it is recovered behind the spot of the fumble. In that case, the ball is dead at the spot of recovery. Any defensive player may recover and/or advance any fumble at any time.

The NFL declined to comment.

The Steelers spiked the ball and ran three more plays but didn't gain any more yards.

Chris Boswell hit a 50-yard field goal with 18 seconds left before

TITANS' LEWAN ON LOSS: I DON'T LIKE MEASURING STICKS

**BY KEVIN PATRA
NFL.COM
NOVEMBER 17, 2017**

Thursday's showcase in Pittsburgh was supposed to be a day the Titans showed they're a real contender in the AFC playoff race. Instead, the Titans got walloped in the second half by a Steelers touchdown party in a 40-17 loss.

Marcus Mariota threw four interceptions. The Titans secondary broke down, allowing Ben Roethlisberger to complete 20 of 23 passes for 184 yards and three TDs in the second half. And the offensive line allowed five sacks and nine quarterback hits.

Thursday's game illustrated the Titans remain a work in progress against the big-boy teams of the AFC.

For Tennessee players, however, the loss is best set aside, not contemplated as a macro-level referendum. Left tackle Taylor Lewan dismissed the idea that the Steelers were a measuring stick for the young Titans.

"I don't really like to talk about measuring sticks even if we won," he said, via the team's official website. "I don't like dealing with measuring sticks or this or that or the other thing. It is a loss. I hate to lose. Last year it was the thing we wanted to be in the position we are now. Now we got a divisional opponent next week. Guys need to get healthy, and we have an extra couple days to get healthy which is great. Go in and get yourself a W. Like I said before, I think we are going to see these guys again and when we do, hopefully we will be ready and get a different result."

If the Titans were measured, they were found wanting. The offensive was particularly bad versus a stingy Steelers D. The O-line struggled. Mariota stared down too many

receivers and threw several tosses behind his targets. The wideouts (especially first-round rookie Corey Davis) didn't help by running poor routes and suffered from untimely drops. The run game was nonexistent, with DeMarco Murray earning eight runs for 10 yards (1.3 yards per carry) and Derrick Henry just seven for 32 (4.6 YPC).

When asked if Tennessee was putting too much on Mariota's plate, Lewan fired back.

"That is literally an answer that I will never answer," the former first-round pick said. "I shouldn't be asked because like I said I'm a left tackle. The concepts I know are very little. I know what I have on each play, and do my best to be the best tackle in the NFL consistently. I try to do my job."

Lewan's job is to block, something the team as a unit didn't do too well. Steelers bulldozers Cameron Heyward and Stephon Tuitt collapsed the pocket against the interior of the Titans' offensive line. The line has struggled in recent weeks, allowing nine sacks the past two games and struggling to open running lanes.

"I don't know to be totally honest with you," Lewan replied when asked about the O-line's struggles. "Like I said before, it's a team sport and we win as a team and lose as a team. That kind of situation, I don't really know. My job each and every game is to be the best left tackle I can possibly be, and to be a consistent blocker."

The Titans couldn't live up to the expectations under the bright lights in Pittsburgh. Despite the loss, Tennessee remains in the playoff hunt at 6-4 in a weak AFC. With tilts versus the Colts, Texans, Cardinals and 49ers on deck, the Titans should hit a win streak. In reality, a loss to any of those squads would be more disappointing than getting blown out by the Steelers in Pittsburgh.

If all goes according to script, the Titans will have another chance to

measure themselves in the AFC playoffs.

###



UPDATED BIOS



53 DAREN BATES

LINEBACKER • 5'11" • 225 LBS • COLLEGE: AUBURN
ACQUIRED: UNRESTRICTED FREE AGENT (OAKLAND) - 2017
NFL EXPERIENCE (NFL/TITANS): 5/1 • HOMETOWN: OLIVE BRANCH, MISS.
GAMES PLAYED/GAMES STARTED: 70/0 (PLAYOFFS: 1/0)



PRO: Daren Bates is an athletic linebacker that has excelled on special teams coverage units in his first four NFL seasons. He joins the Titans after spending time with the St. Louis Rams and Oakland Raiders. Bates, a former rookie free agent, will look to make his biggest impact as a core member of the Titans' special teams units.

CAREER HIGHLIGHTS:

- Bates registered back-to-back seasons (2014-2015) of double-digit special teams tackles as a member of the St. Louis Rams.

TITANS TIDBITS:

- For the My Cause, My Cleats campaign in 2016, Bates wore specially designed cleats featuring the words "American Heart Association." Bates was raising awareness for the organization's life-saving mission. His mother, Weslyn Bates, was a heart transplant recipient and lived some wonderful years following her surgery. She sadly passed away in 2015 at the age of 56.

CAREER TRANSACTIONS:

- The Memphis, Tenn., native was originally signed by St. Louis Rams as an undrafted free agent on May 9, 2013.
- Signed by Oakland Raiders as a free agent on March 14, 2016.
- Signed by the Titans as an unrestricted free agent on March 11, 2017.

SEASON RECAPS:

2017 (10/0 - Tennessee): Leads the team with 10 special teams tackles. Has led or tied for the team lead in special teams tackles four times in 2017 (vs. SEA, at MIA, vs. BAL, at PIT).

- Against Oakland (9/10), saw action as a reserve on special teams in his Titans debut.
- At Jacksonville (9/17), played as a reserve on special teams.
- Against Seattle (9/24), saw action as a reserve on special teams and tied for the team lead with a special teams tackle.
- At Houston (10/1), played as a reserve on special teams.
- At Miami (10/8), saw action as a reserve on special teams and led the team with three special teams tackles.
- Against Indianapolis (10/16), played as a reserve on special teams.
- At Cleveland (10/22), saw action as a reserve on special teams.
- Against Baltimore (11/5), led the team with three special teams tackles on coverage units.
- Against Cincinnati (11/12), played as a reserve on special teams and collected two special teams stops.
- At Pittsburgh (11/16), tied for the team lead with a special teams tackle on coverage units.

2016 (16/0, 1/0 - Oakland): In his first year with the team played in all 16 games as a reserve and registered seven stops on special teams.

- At New Orleans (9/11), made his Raiders debut, seeing action exclusively as a special teams player and recorded one tackle on the unit.
- At San Diego (12/18), led the team with two special teams tackles, his sixth and seventh of the season.
- At Houston (1/7), in his first career postseason appearance, earned limited playing time on defense while serving primarily as a contributing member of the special teams unit. Recorded a special teams tackle.

2015 (15/0 - St. Louis): Appeared in 15 games as a reserve primarily on special teams. Finished the season with three tackles, a fumble recovery and a pass defensed on defense. Ranked third on the team with 10 special teams tackles.

- At Arizona (10/4), recorded a season-high two tackles while adding his second career fumble recovery.
- At Cincinnati (11/29), earned his first career pass defensed.

2014 (14/0 - St. Louis): Saw action in 14 games, mostly on special teams. Notched a tackle on defense and 10 stops on special teams.

- At Washington (12/7), recorded his first tackle of the season with a solo stop.
- Against N.Y. Giants (12/21), blocked a Josh Brown field goal.

2013 (15/0 - St. Louis): Played in 15 games as a rookie on special teams and collected four special teams tackles and a fumble recovery for a score.

- At Houston (10/13), grabbed his first career fumble recovery, which he returned 11 yards for a touchdown.

COLLEGE:

- Appeared in 49 games during his career at Auburn, totaling 316 tackles. Registered six double-digit tackle games in his collegiate career.
- As a senior, appeared in 12 games and recorded 94 tackles, two sacks, an interception and a touchdown.
- As a junior, started all 13 games and led the team with 104 tackles. Finished fourth in the SEC with eight tackles per game. Notched five double-digit tackle efforts, including three in the last four games of the season. Ranked third on team with 8.5 tackles for loss, 2.5 sacks and nine quarterback hurries.
- Moved to linebacker as a sophomore after playing safety as a freshman in 2009 and appeared in 12 games with nine starts. Ranked eighth on team with 48 tackles.
- As a freshman, started all 13 games at safety and totaled 70 tackles and one fumble recovery.
- Majored in philosophy at Auburn.

PERSONAL:

- Attended Olive Branch (Miss.) High School for his final high school campaign.
- As a senior, collected 90 tackles, four interceptions and had nearly 900 yards of total offense.
- Named to MHSAA All-Region 1 Class-5A team. Selected for the Commercial Appeal Shelby Metro All-Suburban team.
- Named BankPlus Player of the Week by the DeSoto Times following a 49-22 victory over Horn Lake in which he had 107 total yards and three touchdowns on offense and 10 tackles and one interception on defense.
- Played his freshman through junior years at Christian Brothers (Memphis, Tenn.) High School and was a two-time first-team Tennessee All-State safety.
- Follow Bates on Twitter at @DB_5trey.
- Follow Bates on Instagram at @weslynn_son56.
- Born Daren Weston Bates on Nov. 27, 1990 in Memphis, Tenn.

DAREN BATES' TITANS GAME-BY-GAME

2017 Tennessee Titans

Date	Opp	W/L	P/S	Tot	Solo	Asst	Sk	- Yds	QBP	TFL	Int-	Yds	-TD	PD	FF	FR	- Yds	SpT	
Sept 10	Oak	L	p	0	0	0	0.0	0.0	0	0	0	0	0	0	0	0	0	0	0
Sept 17	@ Jax	W	p	0	0	0	0.0	0.0	0	0	0	0	0	0	0	0	0	0	0
Sept 24	Sea	W	p	0	0	0	0.0	0.0	0	0	0	0	0	0	0	0	0	0	1
Oct 1	@ Hou	L	p	0	0	0	0.0	0.0	0	0	0	0	0	0	0	0	0	0	0
Oct 8	@ Mia	L	p	0	0	0	0.0	0.0	0	0	0	0	0	0	0	0	0	0	3
Oct 16	Ind	W	p	0	0	0	0.0	0.0	0	0	0	0	0	0	0	0	0	0	0
Oct 22	@ Cle	W	p	0	0	0	0.0	0.0	0	0	0	0	0	0	0	0	0	0	0
Nov 5	Bal	W	p	0	0	0	0.0	0.0	0	0	0	0	0	0	0	0	0	0	3

Nov 12	Cin	W	p	0	0	0	0.0	0.0	0	0	0	0	0	0	0	0	0	0	0	2
Nov 16	@ Pit	L	p	0	0	0	0.0	0.0	0	0	0	0	0	0	0	0	0	0	0	1
Nov 26	@ Ind																			
Dec 3	Hou																			
Dec 10	@ Ari																			
Dec 17	@ SF																			
Dec 24	LAR																			
Dec 31	Jax																			
Totals				6-4	10/0		0	0	0	0.0	0.0	0	0	0	0	0	0	0	0	10

DAREN BATES' NFL STATISTICS

REGULAR SEASON

Year	Team	REGULAR SEASON		TACKLES							INTERCEPTIONS					FUMBLES			
		GP	GS	Tot	Solo	Asst	Sk	Yds	QBP	TFL	No	Yds	Lg	TD	PD	FF	FR	Yds	SpT
2013	St. Louis	15	0	0	0	0	0.0	0.0	NA	NA	0	0	-	0	0	0	0	0	4
2014	St. Louis	14	0	1	1	0	0.0	0.0	NA	NA	0	0	-	0	0	0	0	0	10
2015	St. Louis	15	0	3	2	1	0.0	0.0	NA	NA	0	0	-	0	1	0	1	0	10
2016	Oakland	16	0	3	3	0	0.0	0.0	NA	NA	0	0	-	0	0	0	0	0	7
2017	Tennessee	10	0	0	0	0	0.0	0.0	0	0	0	0	0	0	0	0	0	0	10
NFL Totals		70	0	7	6	1	0.0	0.0	0	0	0	0	0	0	1	0	1	0	41

PLAYOFFS


Year	Team	PLAYOFFS		TACKLES							INTERCEPTIONS					FUMBLES			
		GP	GS	Tot	Solo	Asst	Sk	Yds	QBP	TFL	No	Yds	Lg	TD	PD	FF	FR	Yds	SpT
2016	Oakland	1	0	0	0	0	0.0	0.0	NA	NA	0	0	-	0	0	0	0	0	1
NFL Totals		1	0	0	0	0	0.0	0.0	NA	NA	0	0	-	0	0	0	0	0	1

Single-Game Highs

Tackles - 2 (Twice, last vs. Carolina 11/27/16)
 Fumble Recovery - 1 at Arizona (10/4/15)
 Passes Defensed - 1 at Cincinnati (11/29/15)

Additional Statistics

Blocked Field Goal - 1 (2014)
 Touchdowns - 1 (11-yard fumble return at Houston, 10/13/13)



48 BEAU BRINKLEY

LONG SNAPPER • 6'4" • 248 LBS • COLLEGE: MISSOURI
ACQUIRED: FREE AGENT - 2012 • NFL EXPERIENCE (NFL/TITANS): 6/6
HOMETOWN: KEARNEY, MO.
GAMES PLAYED/GAMES STARTED: 90/0 (PLAYOFFS: 0/0)



PRO: Beau Brinkley was signed by the Titans as an undrafted free agent following the 2012 NFL Draft and has handled all of the team's long snapping duties in every game since then. His consistency helped Brett Kern set the franchise records for both gross and net punting average and helped Titans kickers Rob Bironas (2012-13) and Ryan Succop (2014-16) combine to make 86.1 percent of their field goals in Brinkley's first five campaigns.

CAREER HIGHLIGHTS:

- In 2016, Brinkley was the team's long snapper for every punt, field goal and extra point attempt for his fifth consecutive season.
- In 2014, he set a career high and tied for third on the squad with 10 special teams stops.
- As a rookie in 2012, Brinkley played in every game and contributed six special teams tackles.

TITANS TIDBITS:

- Brinkley's father, Mike, was an All-American defensive end and long snapper at Missouri Valley College. He taught Beau the skill of long snapping when he was just seven years old. Beau's football idol growing up was Kansas City Chiefs long snapper Kendall Gammon.
- Brinkley raced four-wheelers in the Extreme Dirt Track Racing Series while growing up in Missouri. He traveled the country competing in both motor cross and flat track competitions and won a flat track regional title in 2005.
- In June 2015, Brinkley participated in the Nashville Sports Council Golf Tournament at Gaylord Springs Golf Course. On the par-3 eighth hole, he sunk a hole-in-one to win a barrel of Jack Daniel's Tennessee whiskey.

CAREER TRANSACTIONS:

- The Kearney, Mo., native was signed by the Titans as an undrafted free agent on May 4, 2012.

SEASON RECAPS:

2017 (10/0):

- Against Oakland (9/10), served as the team's long snapper.
- At Jacksonville (9/17), saw action at long snapper and collected a special teams tackle on coverage units.
- Against Seattle (9/24), played as a reserve as the long snapper.
- At Houston (10/1), saw action as a reserve at long snapper.
- At Miami (10/8), played as a reserve at long snapper.
- Against Indianapolis (10/16), saw action as a reserve as the team's long snapper.
- At Cleveland (10/22), played as a reserve as the team's long snapper.
- Against Baltimore (11/5), saw action as a reserve at long snapper.
- Against Cincinnati (11/12), played as a reserve at long snapper.
- At Pittsburgh (11/16), served as the team's long snapper.

2016 (16/0): Played in all 16 games for the fifth consecutive season and collected six special teams tackles. Tied for the team lead in special teams tackles three times in 2016 (at MIA, vs. IND, at JAX).

- At Detroit (9/18), saw action at long snapper and collected a special teams tackle.
- At Miami (10/9), played as a reserve at long snapper and tied for the team lead with one special teams tackle on coverage units.
- Against Indianapolis (10/23), played as a reserve at long snapper and posted a special teams stop.
- Against Green Bay (11/13), played as a reserve at long snapper and registered a special teams stop on coverage units.

• At Jacksonville (12/24), played as a reserve at long snapper and collected a special teams tackle on coverage units.

- Against Houston (1/1), saw action as the long snapper and registered a special teams stop.

2015 (16/0): Played in all 16 games as the long snapper for the fourth consecutive campaign and registered seven special teams tackles. Tied for the team lead in special teams tackles three times in 2015 (at CLE, vs. BUF, vs. CAR).

- At Cleveland (9/20), collected a special teams stop.
- Against Buffalo (10/11), collected a special teams stop.
- At Houston (11/1), posted a special teams stop.
- Against Carolina (11/15), posted a special teams tackle on coverage units.
- Against Oakland (11/29), recorded a special teams tackle.
- Against Jacksonville (12/6), collected a special teams stop.
- At Indianapolis (1/3), recorded a special teams tackle.

2014 (16/0): Played in all 16 games for the third consecutive season. Tied for third on the team with a career-high 10 special teams tackles.

- At Kansas City (9/7), collected two solo special teams tackles.
- At Philadelphia (11/23), collected two special teams tackles as the long snapper.
- At Jacksonville (12/18), notched a special teams stop.

2013 (16/0): Played in all 16 games as a reserve long snapper and collected six special teams tackles. Tied for the team lead in special teams tackles twice in 2013 (vs. SD, vs. KC).

- Against San Diego (9/22), notched a special teams tackle.
- Against N.Y. Jets (9/29), posted a special teams tackle on coverage units.
- Against Kansas City (10/6), tied for the team lead with two special teams tackles.
- Against San Francisco (10/20), posted a special teams tackle on coverage units.
- At St. Louis (11/3), collected a solo tackle on coverage units.

2012 (16/0): Appeared in all 16 games as a rookie long snapper and posted six special teams tackles. Helped Brett Kern set franchise records in both gross (47.6 yards) and net (40.4) punting average. Led or tied for the team lead in special teams tackles twice (vs. PIT, at IND). Played in his first career NFL game against New England (9/9/12).

- Against New England (9/9), made his NFL debut as a reserve long snapper.
- Against Detroit (9/23), snapped for Rob Bironas' game-winning field goal in overtime.
- Against Pittsburgh (10/11), led the team with three special teams tackles and snapped for Rob Bironas' game-winning field goal.
- At Miami (11/11), snapped for Brett Kern's career-long 71-yard punt.
- Against Houston (12/2), posted a special teams tackle.
- At Indianapolis (12/9), tied for the team lead with a special teams tackle.
- Against Jacksonville (12/30), posted a solo special teams tackle.

COLLEGE:

- Spent four seasons as Missouri's long snapper after joining the team as a preferred walk-on. Appeared in 50 career games during his time at Missouri and helped field goal kickers make a combined 79-of-98 field goal attempts (80.6 pct.) and 210-of-212 on extra point attempts (99.1 pct.).
- As a senior (2011), played in all 13 games as the team's long snapper

and also registered five tackles on special teams. Named the Tigers' 2011 Co-Special Teams Player of the Year. Helped Tigers kickers make a combined 16-of-25 field goal attempts and 53-of-53 PATs.

- As a junior (2010), played in 11 games as the long snapper and helped the Tigers rank 14th in the NCAA in net punting. Snapped for placekicker Grant Ressel, who was 17-of-19 on field goal attempts and 45-of-47 on PATs. Posted one special teams stop.

- As a sophomore (2009), played in all 13 games as the team's long snapper and was named the Tigers' Special Teams Player of the Year. Helped Ressel set an NCAA single-season kicking accuracy record for combined kicks (26-of-27 on field goals and 39-of-39 extra points). Also helped MU rank fourth in the NCAA in team net punting (40.48 avg.).

- As a freshman (2008), joined the team as a walk-on and won the long-snapping job for placekicks and punts. Appeared in all 13 games and was named the Tigers' Walk-On Player of the Year. Helped Jeff Wolfert to a perfect 73-for-73 mark on extra point attempts and a 20-for-27 mark on field goals. Posted three tackles as part of the punt coverage team.

- Graduated in May 2012 with a major in general studies at Missouri.

PERSONAL:

- Attended Kearney (Mo.) High School.

- List of favorites: (movie) "Tommy Boy"; (TV show) "The Walking Dead"; (actor) Chris Farley; (music artist) Garth Brooks; (school subject) history; (car) Ford F-350; (video game) "Call of Duty"; (food) sushi; and (book) "Lone Survivor" by Marcus Luttrell.

- Follow Brinkley on Twitter at @Brinkley86.

- Follow Brinkley on Instagram at @brinkley486.

- Born Beau Michael Brinkley on Jan. 25, 1990 in Kansas City, Mo.

BEAU BRINKLEY'S NFL STATISTICS

REGULAR SEASON

Year	Team	GP	GS	SpT Tackles
2012	Tennessee	16	0	6
2013	Tennessee	16	0	6
2014	Tennessee	16	0	10
2015	Tennessee	16	0	7
2016	Tennessee	16	0	6
2017	Tennessee	10	0	1
NFL Totals		90	0	36



55 JAYON BROWN

LINEBACKER • 6'0" • 226 LBS • COLLEGE: UCLA
ACQUIRED: 5TH ROUND - 2017 • NFL EXPERIENCE: ROOKIE
HOMETOWN: LONG BEACH, CALIF.
GAMES PLAYED/GAMES STARTED: 10/0 (PLAYOFFS: 0/0)



PRO: The Titans selected Jayon Brown in the fifth round of the 2017 NFL Draft. The 6-foot, 226-pound defender was identified as an immediate candidate to participate in subpackages and to be a key contributor on special teams. He possesses tremendous speed for the position and excels at covering tight ends and running backs. At UCLA, he was a two-year starter and led the team in tackles during his junior and senior campaigns.

CAREER HIGHLIGHTS:

- In 2016, led UCLA with 119 tackles, which tied for 16th on the school's all-time single-season leaderboard.
- He stepped into UCLA's starting lineup on a full-time basis as a junior when Myles Jack went down with a knee injury. He went on to total 21 starts in his final two campaigns with the Bruins.

TITANS TIDBITS:

- He went to the same California high school, Long Beach Poly, as new Titans teammate Jurrell Casey. Brown's older brother, Juwan, was Jurrell's teammate there.
- He likes spending as much time as possible with his dog, "a mutt named Lou," and also enjoys puzzles and watching movies.
- Former Long Beach Poly and New England Patriots star Willie McGinest is a close friend of the Brown family.
- He has two older brothers who played college football. Jason played linebacker at Idaho, while Juwan was a defensive lineman at Southern Oregon.

CAREER TRANSACTIONS:

- The Long Beach, Calif., native was selected by the Titans in the fifth round (155th overall) of the 2017 NFL Draft.

SEASON RECAPS:

2017 (10/0): Appeared in his first career NFL game against Oakland (9/10/17). Has tied for the team lead in passes defended twice in 2017 (at JAX, vs. IND). Has tied for the team lead in special teams tackles twice in 2017 (vs. SEA, at PIT).

- Against Oakland (9/10), played as a reserve at linebacker in his NFL debut and posted four tackles. Stuffed Michael Crabtree for no gain on a short pass in the third quarter.
- At Jacksonville (9/17), saw action as a reserve at linebacker and collected three tackles and a pass defended. Ended a Jaguars' drive by breaking up a third-and-six pass intended for Chris Ivory in the second quarter.
- Against Seattle (9/24), played as a reserve at linebacker and notched five tackles. Tied for the team lead with a special teams tackle.
- At Houston (10/1), saw action as a reserve at linebacker and tallied five tackles and a quarterback pressure.
- At Miami (10/8), played as a reserve at linebacker and totaled a tackle.
- Against Indianapolis (10/16), saw action as a reserve at linebacker and recorded four tackles and a team-high two passes defended. Ended a Colts' drive by breaking up a third-and-five pass intended for Jack Doyle in the third quarter. Defended a third-and-20 pass intended for Doyle in the fourth stanza.
- At Cleveland (10/22), played as a reserve at linebacker and posted five tackles. Teamed with Nate Palmer to stuff Duke Johnson for no gain on a rush off left guard late in the fourth quarter.
- Against Baltimore (11/5), saw action as a reserve at linebacker and collected a career-best six tackles.
- Against Cincinnati (11/12), played as a reserve at linebacker and recorded

six tackles.

- At Pittsburgh (11/16), played as a reserve at linebacker and notched five tackles, including a stop for loss. Tied for the team lead with a special teams tackle on coverage units. Stopped Le'Von Bell for a one-yard loss on a short pass in the second quarter.

COLLEGE:

- In four seasons at UCLA (2013-16), Brown appeared in 49 games with 21 starts and totaled 220 tackles, three sacks, nine tackles for loss, three interceptions, 15 passes defended, one forced fumble and four fumble recoveries. He started 21 games over his final two seasons and totaled nine games with double-digit tackles.

AS A SENIOR (2016), played and started 12 games and led the Bruins with 119 tackles, which tied for 16th on the all-time school single-season list. Added 2.5 sacks, seven tackles for loss (ranked third on team), three interceptions (ranked third on team), 23 passes defended and two fumble recoveries. Named first-team All-Pac-12 Conference. Ranked ninth in the country and led the Pac-12 with 9.9 total tackles per game. Tied for 10th in the Pac-12 in interceptions. Became the first UCLA player with 100 tackles in a season since Eric Kendricks (149) in 2014.

- At Washington State (10/15), recorded 10 tackles, an interception and a sack.
- Against Utah (10/22), posted nine tackles, 1.5 tackles for loss, a half sack and a nine-yard interception.
- At Colorado (11/3), set a career high with 19 total tackles and added a 49-yard fumble return.
- Against USC (11/19), registered eight tackles and a 23-yard interception.

AS A JUNIOR (2015), saw action in 12 games with nine starts, entering the starting lineup after an injury to Myles Jack. Went on to lead the team with 93 tackles and ranked second on the squad with six passes defended. Ranked sixth in the Pac-12 with 7.8 total tackles per contest.

- Against Colorado (10/31), had a Pac-12 season high of 18 tackles in a win.
- At Utah (11/21), registered the first half sack of his career.
- At USC (11/28), registered 13 stops.

AS A SOPHOMORE (2014), saw action in 12 games, primarily as a special teams player. Credited with two tackles on the year. Returned five kickoffs for 42 total yards.

AS A FRESHMAN (2013), appeared in all 13 games as a special teams player and reserve linebacker and made six tackles on the season. Presented with the John Boncheff, Jr. Award for Rookie of the Year on special teams at the team's annual banquet. Earned a spot on the Athletic Director's Academic Honor Roll.

- Against Colorado (11/2), named Pac-12 Special Teams Player of the Week after he was credited with two tackles, a forced fumble and a fumble recovery.
- Graduated from UCLA in spring 2017 with a degree in political science.

PERSONAL:

- Attended Long Beach (Calif.) Poly High School, where he became a three-star recruit according to Scout.com and Rivals.com. Ranked as the No. 87 outside linebacker in the nation according to Scout.com and the No. 17 OLB in the West. Rated as ESPN.com's No. 122 outside linebacker in the nation and the No. 156-rated recruit in the state of California. Earned

PrepStar All-West Region honors.

- As a senior, helped lead his team to 12-4 and was credited with 112 tackles and 11.5 tackles for loss. Named CIF Pac-5 Division Defensive Player of the Year, a first-team All-CIF Pac-5 Division selection and Long Beach Press-Telegram's Dream Team.

- Follow him on Twitter and Instagram at @JayonBrown12.

- List of favorites: (TV show) "Game of Thrones"; (movies) "Interstellar" and "Friday"; (musicians) Migos, Kendrick Lamar and Drake; (song on his pregame playlist) "DNA" by Kendrick Lamar; (athlete as a child) Tom Brady; (food) Mexican food; and (guilty pleasure) Flamin' Hot Cheetos.

- Born Jayon Lee Brown on Feb. 26, 1995 in Long Beach, Calif.

JAYON BROWN'S COLLEGE STATISTICS

REGULAR SEASON		TACKLES									INTERCEPTIONS					FUMBLES		
Year	Team	GP	GS	Tot	Solo	Asst	Sk	Yds	TFL	No	Yds	Lg	TD	PD	FF	FR	Yds	
2013	UCLA	13	0	6	6	0	0.0	0	0	0	0	-	0	0	1	1	0	
2014	UCLA	12	0	2	1	1	0.0	0	0	0	0	-	0	0	0	0	0	
2015	UCLA	12	9	93	57	36	0.5	0	2	0	0	-	0	6	0	1	0	
2016	UCLA	12	12	119	69	50	2.5	10	7	3	32	23	0	9	0	2	47	
College Totals		49	21	220	133	87	3.0	10	9	3	32	23	0	15	1	4	47	

Single-Game Highs

Tackles - 19 at Colorado (11/3/16)

Sacks - 1 (Twice, last at Washington State, 10/15/16)

Tackles For Loss - 2 at Colorado (11/3/16)

Interceptions - 1 (Three times, last vs. USC, 11/19/16)

Additional Statistics

Kickoff Returns - 5 for 42 yards (2014)

JAYON BROWN'S GAME-BY-GAME

2017 Tennessee Titans																											
Date	Opp	W/L	P/S	Tot	Solo	Asst	Sk	- Yds	QB	TFL	Int	- Yds	- TD	PD	FF	FR	- Yds	SpT									
Sept 10	Oak	L	p	4	3	1	0.0	0.0	0	0	0	0	0	0	0	0	0	0	0								
Sept 17	@ Jax	W	p	3	1	2	0.0	0.0	0	0	0	0	0	1	0	0	0	0	0								
Sept 24	Sea	W	p	5	3	2	0.0	0.0	0	0	0	0	0	0	0	0	0	0	1								
Oct 1	@ Hou	L	p	5	3	2	0.0	0.0	1	0	0	0	0	0	0	0	0	0	0								
Oct 8	@ Mia	L	p	1	1	0	0.0	0.0	0	0	0	0	0	0	0	0	0	0	0								
Oct 16	Ind	W	p	4	2	2	0.0	0.0	1	0	0	0	0	2	0	0	0	0	0								
Oct 22	@ Cle	W	p	5	3	2	0.0	0.0	0	0	0	0	0	0	0	0	0	0	0								
Nov 5	Bal	W	p	6	5	1	0.0	0.0	0	0	0	0	0	0	0	0	0	0	0								
Nov 12	Cin	W	p	6	4	2	0.0	0.0	0	0	0	0	0	0	0	0	0	0	0								
Nov 16	@ Pit	L	p	5	3	2	0.0	0.0	0	0	0	0	0	0	1	0	0	0	0								
Nov 26	@ Ind																										
Dec 3	Hou																										
Dec 10	@ Ari																										
Dec 17	@ SF																										
Dec 24	LAR																										
Dec 31	Jax																										
Totals				6-4	10/0	44	28	16	0.0	0.0	2	1	0	0	3	0	0	0	2								

JAYON BROWN'S NFL STATISTICS


REGULAR SEASON		TACKLES									INTERCEPTIONS					FUMBLES			
Year	Team	GP	GS	Tot	Solo	Asst	Sk	Yds	QB	TFL	No	Yds	Lg	TD	PD	FF	FR	Yds	SpT
2017	Tennessee	10	0	44	28	16	0.0	0.0	2	1	0	0	0	0	3	0	0	0	2
NFL Totals		10	0	44	28	16	0.0	0.0	2	1	0	0	0	0	3	0	0	0	2

Single-Game Highs

Tackles - 6 (Twice, last vs. Cincinnati 11/12/17)

Passes Defensed - 2 vs. Indianapolis (10/16/17)

Special Teams Tackles - 1 vs. Seattle (9/24/17)



31 KEVIN BYARD

SAFETY • 5'11" • 212 LBS • COLLEGE: MIDDLE TENNESSEE STATE
ACQUIRED: 3RD ROUND - 2016 • NFL EXPERIENCE (NFL/TITANS): 2/2
HOMETOWN: LITHONIA, GA.
GAMES PLAYED/GAMES STARTED: 26/17 (PLAYOFFS: 0/0)



PRO: The Titans selected Kevin Byard with the first pick of the third round in the 2016 NFL Draft. The 5-foot-11-inch, 212-pound defender earned a reputation in college as a sideline-to-sideline, ball-hawking safety who plays with tremendous intelligence and effort. The Middle Tennessee State product made an immediate impact as a rookie in 2016 by finishing fifth on the team with 63 tackles and ranking second on the squad with 10 special teams tackles.

CAREER HIGHLIGHTS:

- In 2016, Byard saw action in all 16 games with seven starts and compiled 63 tackles, a sack, five tackles for loss, three quarterback pressures, four passes defended and 10 special teams tackles. His seven starts were the most by a Titans rookie safety since Michael Griffin (10) in 2007.

TITANS TIDBITS:

- Byard credits his mother, Artina Stanley, for much of his success. Following a divorce when Byard was in ninth grade, his mother moved with the children from Philadelphia to Atlanta. Although it was a financial struggle, Stanley worked long hours to make sure her children received what they needed. Byard claims he and his older brother "had to grow up really fast" as they helped their mother with taking care of the younger kids in the family.
- The Titans had an inside track in their scouting of Byard. Titans general manager Jon Robinson received glowing reports on Byard from his friend and MTSU recruiting coordinator Steve Ellis. When Robinson was a linebackers coach at Nicholls State, Ellis was one of his pupils, and the two remained close through the years. Additionally, Patrick Callaway, a newly-hired scouting assistant for the Titans, was Byard's high school teammate.
- Byard says his football role models are Ed Reed, Brian Dawkins and Troy Polamalu.
- Byard has aspirations to travel the world, and his bucket list includes setting foot on every continent.
- Byard has three brothers and three sisters and is the second oldest of the group.

CAREER TRANSACTIONS:

- The Lithonia, Ga., native was selected by the Titans in the third round (64th overall) of the 2016 NFL Draft.

SEASON RECAPS:

2017 (10/10): Leads the NFL with six interceptions. Ranks second on the team with 15 passes defended. Named AFC Defensive Player of the Week after tying a single-game franchise record with three interceptions at Cleveland (10/22/17). Collected his first career NFL interception at Houston (10/1/17). Tied a career-high with 10 tackles at Houston (10/1/17). Has led or tied for the team lead in passes defended five times in 2017 (at JAX, at HOU, at CLE, vs. CIN, at PIT).

- Against Oakland (9/10), started at safety and posted nine tackles and a quarterback pressure.
- At Jacksonville (9/17), started at safety and collected nine tackles and a pass defended. Combined with Derrick Morgan to stonewall Leonard Fournette for no gain on a rush off left end in the second quarter. Halted a Jaguars' drive by batting down a pass intended for Mercedes Lewis on third-and-14 in the third quarter.
- Against Seattle (9/24), started at safety and notched a tackle, a quarterback pressure and a pass defended. Broke up a pass intended for Jimmy Graham in the second quarter.
- At Houston (10/1), started at safety and tied a career-high with 10 tackles

while posting a team-best two passes defended, including his first career interception. Broke up a pass intended for DeAndre Hopkins in the second quarter. Halted a potential Texans' scoring drive by intercepting a Deshaun Watson pass intended for DeAndre Hopkins just before halftime.

- At Miami (10/8), started at safety and totaled four tackles, including two stops for loss and a fumble recovery. Stuffed Jarvis Landry for no gain on a short pass in the first quarter. Recovered a Jay Ajayi fumble that was forced by Adoree' Jackson and returned it six yards in the second quarter. Stuffed Ajayi for a one-yard loss on a rush off right guard in the final stanza.
- Against Indianapolis (10/16), started at safety and recorded three tackles.
- At Cleveland (10/22), named AFC Defensive Player of the Week after posting two tackles, including a stop for loss and a career-high three interceptions. Tied a single-game franchise record with three interceptions and the feat had only happened nine previous times in team annals. Stonewalled Duke Johnson for a three-yard loss on a short pass in the second quarter. Halted a potential Browns' scoring drive by intercepting a DeShone Kizer pass intended for Rashard Higgins late in the second quarter. Intercepted Kizer for a second time by jumping in front of a pass intended for Bryce Treggs early in the third quarter. Collected his third interception of the afternoon by picking off a Cody Kessler pass intended for David Njoku on third-and-13 in the fourth quarter.
- Against Baltimore (11/5), started at safety and collected six tackles, two interceptions and another pass defended. With three interceptions at Cleveland and two interceptions against the Ravens, became the first player in franchise history to record five interceptions in a two-game span. Intercepted a Joe Flacco pass intended for Breshad Perriman after Logan Ryan deflected the ball in the first quarter. Hauled in his second interception of the afternoon by picking off a deep pass intended for Benjamin Watson early in the third quarter. Batted down a deep pass intended for Mike Wallace in the end zone late in the fourth quarter.
- Against Cincinnati (11/12), started at safety and recorded five tackles, including a stop for loss and a team-best two passes defended. Stonewalled Joe Mixon for a three-yard loss on a rush up the middle late in the first quarter. Broke up a pass intended for Tyler Kroft in the final stanza. Ended the game by breaking up a pass intended for Kroft on a Hail Mary attempt.
- At Pittsburgh (11/16), started at safety and notched a tackle and a team-best three passes defended. Broke up a pass intended for Jesse James in the first stanza.

2016 (16/7): Played in all 16 games with seven starts as a rookie and finished fifth on the team with 63 tackles. Ranked second on the squad with 10 special teams tackles. Collected a sack, five tackles for loss, three quarterback pressures and four passes defended. Led or tied for the team lead in tackles twice in 2016 (at SD, vs. GB). Tied for the team lead in passes defended twice in 2016 (vs. IND, at SD). Led or tied for the team lead in special teams tackles seven times in 2016 (vs. MIN, at DET, at MIA, vs. JAX, at SD, at CHI, vs. DEN). Appeared in his first career NFL game against Minnesota (9/11/16). Made his first NFL start at safety against Green Bay (11/13/16).

- Against Minnesota (9/11), made his NFL debut as a reserve safety and collected four tackles, including a stop for loss. Notched a special teams tackle on coverage units. Burst through the line and stuffed Adrian Peterson for a five-yard loss on a rush off right tackle at the end of the third quarter.
- Against Jacksonville (10/27), played significant snaps as a reserve at safety and posted five tackles, including two stops for loss. Tied for the team lead with a special teams tackle. Pounced on Chris Ivory for no gain after the running back recovered his own fumble late in the first quarter. Stuffed Blake Bortles for a one-yard loss on a rush off left end in the final

quarter.

- At San Diego (11/6), saw significant action as a reserve at safety and tied for the team lead with a career-best 10 tackles, including a stop for loss and a pass defended. Tied for the team lead with a special teams tackle on coverage units. Ended a Chargers' drive by breaking up a third-and-two pass intended for Antonio Gates late in the second quarter. Stuffed Melvin Gordon for a two-yard loss on a rush off left guard late in the second quarter.
- Against Green Bay (11/13), made his first career NFL start at safety and notched a team-leading nine tackles, including a sack. Ended a Packers' drive by registering his first career sack when he dropped Aaron Rodgers for an eight-yard loss on third-and-eight in the opening stanza.
- At Chicago (11/27), started at safety and registered seven tackles. Led the team with two special teams tackles on coverage units. Defended a deep pass intended for Cameron Meredith in the fourth quarter.
- Against Denver (12/11), started at safety and collected five tackles, two quarterback pressures and a pass defended. Tied for the team lead with a special teams stop.
- Against Houston (1/1), started at safety and registered five tackles, including a stop for loss and a pass defended. Broke up a pass intended for Alfred Blue in the first quarter. Stuffed Jonathan Grimes for no gain on a rush off left tackle on the final play of the first quarter. Stuffed Alfred Blue for no gain on a third-and-goal rush off right tackle in the fourth quarter.

COLLEGE:

- During a four-year career at Middle Tennessee State, he appeared in 49 games and notched 46 starts at safety. He set school records with 19 career interceptions, 377 interception return yards and four interception returns for touchdowns. He finished sixth in MTSU history with 312 career tackles. In 49 career games, he had a hand in 25 turnovers (19 interceptions, five forced fumbles and one fumble recovery). Had 17 additional career passes defended and five tackles for loss. He was twice named first-team All-Conference USA.
- As a senior (2015), appeared in 12 games with nine starts as a permanent team captain. Ranked fourth on the team with 66 tackles and led the squad with four interceptions and six additional pass breakups. Ranked second among safeties with 718 snaps played. Named first-team All-Conference USA for the second consecutive season. Against North Texas on Nov. 21, 2015, he set the Middle Tennessee State record with his 18th career interception. He picked off another pass the following week to finish his career with 19 interceptions.
- As a junior (2014), played and started all 12 games and led the team with six interceptions. Ranked fourth on the team with 66 tackles, including three tackles for loss, and added four pass breakups, two forced fumbles and a blocked kick. Ranked seventh nationally and first in Conference USA in interceptions. Played a team-high 980 snaps. Named first-team All-Conference USA.
- As a sophomore (2013), played and started all 13 games. Registered a career-best 106 tackles to finish second on the team. Led the team with five interceptions. Also finished with an additional five pass breakups, a forced fumble and a fumble recovery. Equaled his own school mark with two interceptions returned for touchdowns. Led the team with 996 snaps played. Voted honorable mention All-Conference USA.
- As a redshirt freshman (2012), started all 12 games and led the team with four interceptions. Tied for third on the team with 74 tackles and added two pass breakups, two forced fumbles and a hurry. Equaled the school record with two interception returns for touchdowns and set the single-season record for interception return yards with 167. Led the entire team with 925 total snaps played and had 80 or more snaps four times. Named FWAA Freshman All-American, second-team All-SBC. Against Troy (11/24), forced three turnovers in win with two interceptions and a forced fumble to go with a pass breakup and six tackles. Second pick went for 77 yards and game-winning score late in fourth quarter. Named the SBC Defensive Player of the Week and the College Performance Awards National Defensive Back of the Week.
- As a freshman (2011), redshirted.
- Graduated in May 2015 with a degree in liberal studies.

PERSONAL:

- Single, splits time between Nashville and Lithonia, Ga.
- Attended M.L. King (Lithonia, Ga.), where as a senior he totaled 94 tackles, two interceptions, two blocked punts, and two fumble recoveries on defense. On offense, he recorded 35 receptions for 723 yards and six

touchdowns, as well as 245 rushing yards and two rushing touchdowns. Also returned 12 kickoffs for 350 yards and a touchdown.

- Voted Class AAAAA first-team all-state by the Atlanta Journal Constitution and the Associated Press. Earned all-region honors on offense and defense, while also garnering all-area and all-county accolades.
- Also lettered in track as a high school athlete.
- Follow Byard on Twitter at @KB20_Era
- Follow Byard on Instagram at @kevinbyard20
- List of favorites: (TV show) "Martin"; (movie) "Wolf of Wall Street" and "Paid in Full"; (musician or band) Future; (food) Philadelphia cheesesteaks and hot wings; (childhood sports teams) Philadelphia 76ers; (athlete as a child) Allen Iverson; and (guilty pleasure) late-night snacks.
- Born Kevin Leon Byard Jr. on Aug. 17, 1993 in Philadelphia, Pa.

KEVIN BYARD'S GAME-BY-GAME

2016 Tennessee Titans

Date	Opp	W/L	P/S	Tot	Solo	Asst	Sk	- Yds	QBP	TFL	Int	- Yds	-TD	PD	FF	FR	- Yds	SpT	
Sept 11	Min	L	p	4	3	1	0.0	0.0	0	1	0	0	0	0	0	0	0	1	
Sept 18	@ Det	W	p	2	2	0	0.0	0.0	0	0	0	0	0	0	0	0	0	2	
Sept 25	Oak	L	p	3	3	0	0.0	0.0	0	0	0	0	0	0	0	0	0	1	
Oct 2	@ Hou	L	p	1	1	0	0.0	0.0	0	0	0	0	0	0	0	0	0	0	
Oct 9	@ Mia	W	p	2	2	0	0.0	0.0	0	0	0	0	0	0	0	0	0	1	
Oct 16	Cle	W	p	2	2	0	0.0	0.0	0	0	0	0	0	0	0	0	0	0	
Oct 23	Ind	L	p	0	0	0	0.0	0.0	0	0	0	0	0	1	0	0	0	0	
Oct 27	Jax	W	p	5	3	2	0.0	0.0	0	2	0	0	0	0	0	0	0	1	
Nov 6	@ SD	L	p	10	5	5	0.0	0.0	0	1	0	0	0	1	0	0	0	1	
Nov 13	GB	W	S	9	7	2	1.0	8.0	0	0	0	0	0	0	0	0	0	0	
Nov 20	@ Ind	L	S	2	1	1	0.0	0.0	0	0	0	0	0	0	0	0	0	0	
Nov 27	@ Chi	W	S	7	4	3	0.0	0.0	0	0	0	0	0	0	0	0	0	2	
Dec 11	Den	W	S	5	3	2	0.0	0.0	2	0	0	0	0	1	0	0	0	1	
Dec 18	@ KC	W	S	4	2	2	0.0	0.0	1	0	0	0	0	0	0	0	0	0	
Dec 24	@ Jax	L	S	2	2	0	0.0	0.0	0	0	0	0	0	0	0	0	0	0	
Jan 1	Hou	W	S	5	2	3	0.0	0.0	0	1	0	0	0	1	0	0	0	0	
Totals				9-7	16/7	63	42	21	1.0	8.0	3	5	0	0	4	0	0	0	10

2017 Tennessee Titans

Date	Opp	W/L	P/S	Tot	Solo	Asst	Sk	- Yds	QBP	TFL	Int	- Yds	-TD	PD	FF	FR	- Yds	SpT		
Sept 10	Oak	L	S	9	7	2	0.0	0.0	1	0	0	0	0	0	0	0	0	0		
Sept 17	@ Jax	W	S	9	8	1	0.0	0.0	0	0	0	0	0	0	1	0	0	0		
Sept 24	Sea	W	S	1	0	1	0.0	0.0	1	0	0	0	0	1	0	0	0	0		
Oct 1	@ Hou	L	S	10	5	5	0.0	0.0	0	0	1	7	0	2	0	0	0	0		
Oct 8	@ Mia	L	S	4	3	1	0.0	0.0	0	2	0	0	0	0	0	1	6	0		
Oct 16	Ind	W	S	3	3	0	0.0	0.0	0	0	0	0	0	0	0	0	0	0		
Oct 22	@ Cle	W	S	2	2	0	0.0	0.0	0	1	3	60	0	3	0	0	0	0		
Nov 5	Bal	W	S	6	4	2	0.0	0.0	0	0	2	33	0	3	0	0	0	0		
Nov 12	Cin	W	S	5	3	2	0.0	0.0	0	1	0	0	0	2	0	0	0	0		
Nov 16	@ Pit	L	S	1	1	0	0.0	0.0	0	0	0	0	0	0	3	0	0	0		
Nov 26	@ Ind																			
Dec 3	Hou																			
Dec 10	@ Ari																			
Dec 17	@ SF																			
Dec 24	LAR																			
Dec 31	Jax																			
Totals				6-4	10/10	50	36	14	0.0	0.0	2	4	6	100	0	15	0	1	6	0

KEVIN BYARD'S NFL STATISTICS

REGULAR SEASON

Year	Team	GP		TACKLES					INTERCEPTIONS					FUMBLES					
		GS	Tot	Solo	Asst	Sk	Yds	QBP	TFL	No	Yds	Lg	TD	PD	FF	FR	Yds	SpT	
2016	Tennessee	16	7	63	42	21	1.0	8.0	3	5	0	0	0	4	0	0	0	10	
2017	Tennessee	10	10	50	36	14	0.0	0.0	2	4	6	100	33	0	15	0	1	6	0
NFL Totals		26	17	113	78	35	1.0	8.0	5	9	6	100	33	0	19	0	1	6	10

Single-Game Highs

Tackles - **10 (Twice, last at Houston 10/1/17)**

Interceptions - **3 at Cleveland (10/22/17)**

Sacks - **1 vs. Green Bay (11/13/16)**

Tackles for Loss - **2 (Twice, last at Miami 10/8/17)**

Quarterback Pressures - **2 vs. Denver (12/11/16)**

Fumble Recovery - **1 at Miami (10/8/17)**

Passes Defensed - **3 (Three times, last at Pittsburgh 11/16/17)**

Special Teams Tackles - **2 (Twice, last at Chicago 11/27/16)**



99 JURRELL CASEY

DEFENSIVE TACKLE • 6'1" • 305 LBS • COLLEGE: SOUTHERN CAL
ACQUIRED: 3RD ROUND - 2011 • NFL EXPERIENCE (NFL/TITANS): 7/7
HOMETOWN: LONG BEACH, CALIF.
GAMES PLAYED/GAMES STARTED: 104/102 (PLAYOFFS: 0/0)



Captain: 2014, 2015, 2016, 2017



Pro Bowl: 2015, 2016

PRO: The Titans used their third-round pick in the 2011 NFL Draft on University of Southern California defensive tackle Jurrell Casey. In his first six pro seasons, Casey became regarded as one of the top interior defensive linemen in the NFL, a force against both the run and pass. During that timespan, he played in all but two games and ranked fifth among all defensive tackles with 33 total sacks (Geno Atkins, Gerald McCoy, Ndamukong Suh and Marcell Dareus). In 2013, he tied for second among NFL defensive tackles with a career-high 10.5 sacks and set a career high with 90 tackles. He was named to the Pro Bowl following the 2015 and 2016 campaigns, becoming the first Titans defensive player to make consecutive Pro Bowls since Albert Haynesworth from 2007–2008.

CAREER HIGHLIGHTS:

- In 2016, Casey was voted to his second consecutive Pro Bowl after setting a career high with 29 quarterback pressures.
- With five sacks in 2016, he became the first player for the team in the "Titans era" (1999–present) to register four consecutive seasons with at least five sacks.
- In 2015, he was named to the Pro Bowl after tying for the team lead with seven sacks. He finished second on the team with 11 tackles for loss and a career-high 28 quarterback pressures.
- In 2013, Casey was named *Associated Press* second-team All-Pro after putting together one of the best seasons by a defensive tackle in franchise history. His 10.5 sacks set a career high and made up the second-highest total by a franchise defensive tackle since sacks became an official statistic in 1982, finishing behind only Ray Childress' 13 sacks in 1992. Only Jason Hatcher of the Dallas Cowboys (11) finished with more sacks than Casey among defensive tackles in 2013. Casey's season totals also included a career-high 90 tackles and a career- and team-high 10 quarterback pressures.
- In 2012, he notched 80 tackles to lead the defensive line and added three sacks.
- As a rookie in 2011, Casey recorded 74 tackles, which led the team's defensive linemen, and tied for second on the defense with five tackles for loss.
- Casey totaled nine sacks and 22 tackles for loss during his three seasons at Southern California. In 2010, Casey's junior year, he was named first-team All-Pac-10.

TITANS TIDBITS:

- Casey was voted the 2016 Tennessee Titans Walter Payton Man of the Year, which recognizes players for excellence on and off the field. Casey is a fixture at Tennessee Titans community events and also serves as the spokesperson for United Way of Metropolitan Nashville. In 2016, Casey and his wife, Ryann, established The Casey Fund, a non-profit dedicated to raising money for established re-entry programs, inner-city youth programs, mentoring and halfway houses. Then, prior to Thanksgiving, the Caseys hosted a food giveaway for 200 underprivileged families in the Nashville area. Casey also hosts a free youth football skills camp for linemen in his hometown of Long Beach, Calif.
- More information about The Casey Fund is available online at thejurrellcasey.com/the-casey-fund.
- Casey has a strong partnership with Project Return Tennessee.
- Family members, friends and teammates call him "Tut-Tut," a nickname he earned from his aunt as a small child because she said he walked like a turtle.
- Casey has nine brothers and sisters.
- When he was in high school, his older brother, Jurray, was convicted of first-degree murder. Despite the turmoil it caused, Jurrell credits his brother

for helping him re-focus on becoming a better football player and student.

- Casey calls his mother, Collette Burns, a cafeteria worker in the Long Beach Unified School District, "the inspiration in my life" for how hard she worked to provide for Jurrell and his siblings.

CAREER TRANSACTIONS:

- The Long Beach, Calif., native was selected by the Titans in the third round (77th overall) of the 2011 NFL Draft.

SEASON RECAPS:

- 2017 (10/10):** Ranks 11th in franchise history with 36 career sacks. Ranks second on the squad with three sacks. Has led or tied for the team lead in sacks three times in 2017 (at HOU, at MIA, vs. BAL). Played in his 100th career game against Indianapolis (10/16/17). Started his 100th career game against Baltimore (11/5/17).
- Against Oakland (9/10), started at defensive tackle and posted two tackles.
 - At Jacksonville (9/17), started at defensive tackle and collected two tackles and two quarterback pressures.
 - Against Seattle (9/24), started at defensive tackle and notched five tackles and three quarterback pressures. Pounced on Russell Wilson for no gain after an aborted snap in the fourth quarter.
 - At Houston (10/1), started at defensive tackle and tallied seven tackles, a sack and two quarterback pressures. Forced a Texans' field goal by sacking Deshaun Watson for a three-yard sack on third-and-15 in the second quarter.
 - At Miami (10/8), started at defensive tackle and totaled five tackles, a sack and two quarterback pressures. Stonewalled Jay Ajayi for a two-yard loss on a rush off right end in the third quarter. Ended a Dolphins' drive by dropping Jay Cutler for a 14-yard sack in the fourth quarter.
 - Against Indianapolis (10/16), started at defensive tackle in his 100th career game and recorded four tackles.
 - At Cleveland (10/22), started at defensive tackle and posted five tackles and three quarterback pressures.
 - Against Baltimore (11/5), made his 100th career start at defensive tackle and collected five tackles, including a sack, a stop for loss and two quarterback pressures. Stuffed Alex Collins for a one-yard loss on a rush off left end in the first quarter. Dropped Joe Flacco for a five-yard sack on the final play of the first quarter. Stonewalled Javorius Allen for no gain on a third-and-two rush up the middle in the second quarter. Tackled Collins for no gain on a rush off right tackle in the third stanza.
 - Against Cincinnati (11/12), started at defensive tackle and recorded a tackle and a quarterback pressure.
 - At Pittsburgh (11/16), started at defensive tackle and notched three tackles, including two stops for loss and two quarterback pressures. Teamed with Austin Johnson to stuff James Conner for a one-yard loss on a rush off right tackle late in the first quarter. Stonewalled Le'Von Bell for a one-yard loss on a rush off right guard in the third quarter.

- 2016 (15/15):** Named to the Pro Bowl. Started 15 games at defensive tackle and ranked third on the team with five sacks and a career-best 29 quarterback pressures. Collected 51 tackles, five passes defended and three stops for loss. Was inactive for one contest. Led or tied for the team lead in sacks three times (at MIA, vs. CLE, vs. HOU). Led the team in quarterback pressures twice (vs. MIN, vs. JAX). Tied for the team lead in passes defended once (at JAX). Posted a career-high six quarterback pressures against Jacksonville (10/27/16).
- Against Minnesota (9/11), collected six tackles, including two stops for loss and tied a career-high with four quarterback pressures. Stonewalled

Adrian Peterson for a two-yard loss on a rush off right guard in the second quarter.

- At Houston (10/2), recorded three tackles, two quarterback pressures and a pass defended. Knocked down a pass intended for DeAndre Hopkins in the fourth quarter.

- At Miami (10/9), registered three tackles, including two sacks. Dropped Ryan Tannehill for a nine-yard sack late in the first half. Halted a Dolphins' drive by sacking Tannehill for a five-yard loss on third-and-10 in the final stanza.

- Against Cleveland (10/16), notched three tackles, including a sack, three quarterback pressures and a pass defended. Halted a Browns' drive by sacking Cody Kessler for a 10-yard loss on third-and-five early in the second quarter. Batted down a pass intended for Ricardo Louis at the line of scrimmage in the third quarter.

- Against Jacksonville (10/27), started at defensive tackle and posted two tackles with a team-best and career-high six quarterback pressures.

- At San Diego (11/6), started at defensive tackle and tallied a season-high eight tackles and a quarterback pressure.

- Against Green Bay (11/13), notched two tackles. Stuffed Aaron Rodgers for no gain on a third-and-one quarterback sneak in the third quarter.

- Against Denver (12/11), was inactive for only the second time in his career.

- At Kansas City (12/18), returned to the lineup as a starter at defensive tackle and tallied two tackles, including a stop for loss. Stuffed Spencer Ware for a one-yard loss on a rush up the middle in the fourth quarter.

- Against Houston (1/1), registered four tackles, two sacks, three quarterback pressures and a pass defended. Batted down a pass intended for DeAndre Hopkins in the second quarter. Dropped Brock Osweiler for an eight-yard sack in the second quarter. Collected his second sack of the afternoon by bringing down Osweiler for a six-yard loss on the final drive of the game.

2015 (16/16): Named to the Pro Bowl after starting all 16 games at defensive tackle and tying for the team lead with seven sacks. Ranked second on the team with 11 tackles for loss and a career-high 28 quarterback pressures. Registered a career-best five passes defended. Tied for the team lead in tackles once in 2015 (at NYJ). Led or tied for the team lead in sacks five times in 2015 (vs. IND, vs. BUF, at JAX, vs. JAX, at NE). Led or tied for the team lead in quarterback pressures seven times in 2015 (vs. IND, vs. MIA, vs. ATL, vs. HOU, vs. JAX, at NYJ, vs. HOU). Led or tied for the team lead in tackles for loss four times in 2015 (at TB, vs. IND, at NYJ, vs. HOU). Led or tied for the team lead in passes defended twice in 2015 (vs. ATL, at NO).

- At Tampa Bay (9/13), started at defensive tackle and collected six tackles, including a sack, three tackles for loss and two quarterback pressures. Burst through the line and stopped Doug Martin for a two-yard loss on a rush off right guard in the first quarter. Dropped Jameis Winston for an eight-yard sack in the third quarter.

- Against Indianapolis (9/27), started at defensive tackle and totaled three tackles, including a sack, a team-best four quarterback pressures and a tackle for loss. Dropped Frank Gore for a one-yard loss on a rush up the middle in the first quarter. Sacked Andrew Luck for a five-yard sack in the fourth quarter.

- Against Buffalo (10/11), started at defensive tackle and posted eight tackles, including 1.5 sacks, a tackle for loss and a quarterback pressure. Ended a Bills' drive by sacking Tyrod Taylor for a three-yard sack on third-and-five in the second quarter. Halted a Bills' drive by teaming with Derrick Morgan to drop Tyrod Taylor for a five-yard sack on third-and-10 in the second quarter. Stuffed Boom Herron for no gain on a rush up the middle in the second quarter.

- At Houston (11/1), started at defensive tackle and registered six tackles, including a half sack and three quarterback pressures. Combined with Zach Brown to sack Brian Hoyer for a six-yard loss in the fourth quarter.

- At Jacksonville (11/19), started at defensive tackle and collected five tackles, a sack, two quarterback pressures and a stop for loss. Dropped Blake Bortles for a four-yard sack early in the fourth quarter.

- Against Jacksonville (12/6), started at defensive tackle and posted four tackles, a sack and two quarterback pressures. Halted a Jaguars' drive by sacking Blake Bortles for a nine-yard loss on third-and-six in the second quarter.

- At N.Y. Jets (12/13), started at defensive tackle and tied for the team lead with eight tackles, two quarterback pressures and a stop for loss. Stuffed Stevan Ridley for a one-yard loss on a rush off left tackle in the second quarter.

- At New England (12/20), started at defensive tackle and tallied four tackles, including a sack and a stop for loss. Ended a Patriots' drive by

dropping Tom Brady for a seven-yard sack on third-and-15 late in the first quarter. Stonewalled Joey Iosefa for a one-yard loss on a rush off right guard in the second quarter.

2014 (16/16): Started all 16 games at defensive tackle and tied for the team lead with a career-high 27 quarterback pressures and a career-best 13 tackles for loss. Led all Titans defensive linemen and ranked fourth on the team with 86 tackles. Finished second on the team with five sacks. Tied for the team lead in tackles once in 2014 (vs. PIT). Led or tied for the team lead in sacks three times in 2014 (vs. DAL, vs. JAX, at PHI). Led or tied for the team lead in quarterback pressures seven times in 2014 (at KC, at CIN, at IND, vs. HOU, vs. NYG, at JAX, vs. IND). Tied for the team lead in passes defended once in 2014 (vs. NYJ). Named AFC Defensive Player of the Week after totaling eight tackles, two sacks, two stops for loss and a quarterback pressure against Jacksonville (10/12/14). Was voted a team captain for the 2014 season by his teammates.

- At Kansas City (9/7), started at defensive tackle and collected four tackles, including a stop for loss and tied for the team lead with a career-high four quarterback pressures. Stonewalled Jamaal Charles for no gain on a rush off left end in the third quarter.

- Against Dallas (9/14), started at defensive tackle and notched three tackles, including two sacks. Halted a Cowboys' drive by sacking Tony Romo for a 12-yard loss on third-and-15 in the first quarter. Dropped Romo for an eight-yard sack later in the opening stanza.

- Against Jacksonville (10/12), started at defensive tackle and was named AFC Defensive Player of the Week after totaling eight tackles, two sacks, two stops for loss and a quarterback pressure. Ended a Jaguars' drive by sacking Blake Bortles for a four-yard loss on third-and-seven in the second quarter. Dropped Bortles for a nine-yard sack late in the second quarter. Stuffed Denard Robinson for a three-yard loss on a short pass early in the fourth quarter.

- Against Houston (10/26), started at defensive tackle and posted seven tackles and a team-high four quarterback pressures.

- Against Pittsburgh (11/17), started at defensive tackle and tied for the team lead with nine tackles, including a stop for loss and a quarterback pressure. Stuffed Le'Veon Bell for no gain on a rush off right tackle in the first stanza. Tackled Bell for a one-yard loss on a carry off right guard in the first quarter. Stonewalled Bell for no gain on a rush off right guard in the opening quarter.

- At Philadelphia (11/23), started at defensive tackle and amassed six tackles, including a sack, two stops for loss and a quarterback pressure. Dropped Mark Sanchez for a seven-yard sack in the first quarter. Stonewalled LeSean McCoy for a two-yard loss on a rush off right end in the first quarter.

- At Houston (11/30), started at defensive tackle and notched seven tackles, including a team-best three stops for loss. Teamed with Coty Sensabaugh to stop Alfred Blue for no gain on a rush up the middle in the first quarter. Stuffed Arian Foster for a one-yard loss on a rush off left tackle in the third quarter. Halted a Texans' drive by stopping Foster for no gain on a third-and-five rush in the third quarter. Stonewalled Blue for a one-yard loss on a rush off left guard in the final stanza.

- Against N.Y. Giants (12/7), started at defensive tackle and totaled four tackles, including a team-high four quarterback pressures and a stop for loss. Teamed with Avery Williamson to stonewall Andre Williams for a three-yard loss on a rush off left tackle in the second quarter.

- Against N.Y. Jets (12/14), started at defensive tackle and collected five tackles, including a team-high two stops for loss, two quarterback pressures and a pass defended. Stuffed Chris Johnson for a three-yard loss on a rush off left end on the Titans' first defensive snap. Pressured Geno Smith in the end zone in the second quarter, forcing an intentional grounding which resulted in a safety and a 5-0 Titans lead. Batted down a pass intended for Eric Decker in the third quarter. Stuffed John Conner for no gain on a rush up the middle in the fourth quarter.

2013 (15/14): Played in 15 games with 14 starts at defensive tackle. Named second-team *Associated Press* All-Pro and selected to the *PFWA* All-AFC team. Led the team and finished tied for second among all NFL defensive tackles with a career-best 10.5 sacks. Became only the seventh NFL 4-3 defensive tackle or 3-4 nose tackle in the past 10 seasons (2004-present) to tally 10 sacks in a season. Led the squad with 10 quarterback pressures. Posted a career-high 90 tackles, three stops for loss, three passes defended, a forced fumble and a fumble recovery. Was inactive for the regular season finale, the first game he missed in his first three NFL seasons. Registered a career-high two sacks at Pittsburgh (9/8/13), at St. Louis (11/3/13) and at Indianapolis (12/1/13). Tied for the

team lead in tackles twice in 2013 (at IND, vs. ARI). Led or tied for the team lead in sacks six times in 2013 (at PIT, vs. SF, at STL, vs. JAX, at IND, vs. ARI).

- At Pittsburgh (9/8), tallied four tackles, including a career-best two sacks. Dropped Ben Roethlisberger for a six-yard sack in the first quarter. Ended a Steelers' drive by sacking Roethlisberger for an eight-yard loss late in the fourth quarter.
- Against N.Y. Jets (9/29), posted five tackles, including a sack and a quarterback pressure. Dropped Geno Smith for a one-yard sack in the second quarter.
- Against San Francisco (10/20), notched four tackles and led the team with two quarterback pressures and a sack. Sacked Colin Kaepernick for a two-yard loss early in the fourth quarter.
- At St. Louis (11/3), set a career-high with 10 tackles and tied a career-high with two sacks and a forced fumble. Dropped Kellen Clemens for a two-yard sack in the first quarter. Strip-sacked Clemens on third-and-seven and the loose ball was recovered by Derrick Morgan at the Rams' 19-yard line in the fourth quarter.
- Against Jacksonville (11/10), notched eight tackles, a sack and a stop for loss. Stonewalled Maurice Jones-Drew for no gain on a rush up the middle in the first stanza. On back-to-back plays in the second quarter stuffed Jones-Drew for a five-yard loss on a rush off left tackle and sacked Chad Henne for an eight-yard loss on third-and-eight.
- At Oakland (11/24), sealed the victory by recovering a Rod Streater fumble that was forced by Bliid Wreh-Wilson on the final lateral play.
- At Indianapolis (12/1), tied for the team lead with nine tackles, including two sacks, and added a tackle for loss and two quarterback pressures. Sacked Andrew Luck for a six-yard loss in the second quarter. Dropped Luck for a 10-yard sack on a rush up the middle in the third quarter. Sniffed out a reverse and nailed Darrius Heyward-Bey for an 11-yard loss late in the third quarter.
- Against Arizona (12/15), tied for the team lead with 10 tackles, including 1.5 sacks, and added a tackle for loss and a quarterback pressure. Dropped Carson Palmer for a seven-yard sack with a rush up the middle in the second quarter. Teamed with Bernard Pollard to sack Palmer for a nine-yard sack on the final play of the first half. Stuffed Rashard Mendenhall for a two-yard loss on a rush off right guard in overtime.
- Against Houston (12/29), was inactive for the first time in his career with an injury.

2012 (16/16): Started all 16 games at defensive tackle and led all Titans defensive linemen with a career-best 80 tackles. Also posted a career-high three sacks, six tackles for loss, three quarterback pressures and two forced fumbles. Led the team in tackles once (vs. HST). Tied for the team lead in sacks once (vs. CHI). Tied for the team lead in quarterback pressures once (vs. JAX).

- Against Detroit (9/23), posted a career-high nine tackles, including a stop for loss. Ended the game and secured the win by stuffing Shaun Hill for a one-yard loss on a fourth-and-one rush at the Titans' seven-yard line in overtime.
- At Houston (9/30), recorded six tackles, including a career-best two stops for loss. Teamed with Derrick Morgan to stop Arian Foster for a one-yard loss on a third-and-one rush off right guard in the first quarter. Combined with Akeem Ayers to stonewall Foster for no gain on a third-and-one rush off left tackle in the opening stanza. Tracked down Ben Tate for a six-yard loss on a screen pass in the second quarter. Stuffed Foster for a three-yard loss on a rush up the middle in the second quarter.
- At Minnesota (10/7), totaled four tackles, including a stop for loss. Combined with Colin McCarthy to stop Adrian Peterson for no gain on a rush off left tackle in the third quarter.
- Against Pittsburgh (10/11), posted three tackles, including a stop for loss before leaving the game in the second quarter with an injury. Stuffed Rashard Mendenhall for a four-yard loss on a rush up the middle in the first quarter.
- At Chicago (11/4), notched five tackles, including a sack and a forced fumble. Strip-sacked Jay Cutler and the fumble was recovered by Zach Brown in the second quarter.
- At Jacksonville (11/25), collected seven tackles, including a sack. Ended a Jaguars' drive by dropping Chad Henne for a 10-yard sack on a third-and-17 in the first quarter. Stuffed Rashad Jennings for no gain on a rush up the middle in the fourth quarter.
- Against Houston (12/2), led the team with eight tackles and forced a fumble.
- Against Jacksonville (12/30), recorded five tackles, including a sack, a stop for loss and two quarterback pressures. Teamed with Zach Brown

to stuff Keith Toston for no gain on a rush off left guard in the first quarter. Stonewalled Toston for a two-yard loss on a third-and-one rush early in the third quarter. Sacked Chad Henne for a six-yard loss in the fourth quarter.

2011 (16/15): As a rookie, played in all 16 games with 15 starts at defensive tackle and led all defensive linemen on the team with 74 tackles. Tied for second on the squad with five tackles for loss. Added 2.5 sacks, nine quarterback pressures, one pass defended, one forced fumble and a fumble recovery. Led the team in sacks twice in 2011 (at PIT, at HST). Tied for the team lead in quarterback pressures twice in 2011 (at CLE, at HST).

- At Jacksonville (9/11), made his first career NFL start at defensive tackle and posted six tackles.
- At Cleveland (10/2), collected seven tackles and tied a team-high two quarterback pressures.
- At Pittsburgh (10/9), registered six tackles, including his first career sack. Sacked Ben Roethlisberger for a four-yard loss in the third stanza.
- At Carolina (11/13), tallied five tackles, a stop for loss and a quarterback pressure. Stuffed Jonathan Stewart for a five-yard loss on a rush off left end in the second quarter.
- Against Tampa Bay (11/27), posted four tackles, a forced fumble and fumble recovery. Stripped LeGarrette Blount of the ball and recovered it at the Buccaneers' 29-yard line in the third quarter.
- Against New Orleans (12/11), recorded five tackles, a pass defended and quarterback pressure. Ended a Saints' drive and got the Titans' offense the ball back for the final drive by breaking up a pass in the flat that was intended for Chris Ivory on third-and-seven late in the fourth quarter.
- At Indianapolis (12/18), tallied six tackles, including a stop for loss. Stuffed Donald Brown for a four-yard loss on a rush up the middle in the fourth quarter.
- Against Jacksonville (12/24), totaled three tackles, including a stop for loss. Stopped Maurice Jones-Drew for a one-yard loss on a rush off right tackle in the third quarter.
- At Houston (1/1), collected five tackles, a team-best one-and-a-half sacks, a stop for loss and three quarterback pressures. Teamed with Derrick Morgan to drop T.J. Yates for a five-yard sack on the Texans' first play from scrimmage. Stuffed Ben Tate for a two-yard loss on a rush up the middle in the second quarter. Combined with William Hayes to stonewall Tate for a one-yard loss on a rush off right tackle in the fourth quarter.

COLLEGE:

- In three seasons at the University of Southern California, Casey started 26 of 38 games on the defensive line (24 at right defensive tackle and two at nose tackle). He recorded 138 tackles, nine sacks, 22 tackles for loss, three quarterback pressures, four fumble recoveries, three forced fumbles, an interception and three passes defended.
- As a junior (2010), started all 13 games for the second consecutive season and had 67 tackles, a team-best 11 tackles for loss, a team-leading 4.5 sacks, one interception, one fumble recovery and two passes defended. Named 2010 SI.com All-American honorable mention, All-Pac-10 first team, ESPN.com All-Pac-10 first team, Scout.com All-Pac-10 first team and Phil Steele All-Pac-10 first team. Also was named USC's team MVP and USC's Defensive Lineman of the Year.
- As a sophomore (2009), started all 13 games (two games at nose tackle and 11 games at defensive tackle) and registered 59 tackles, nine tackles for loss, 4.5 sacks, a team-best three fumble recoveries, two forced fumbles and a pass deflection. Honors included second-team CollegeFootballNews.com Sophomore All-American, All-Pac-10 honorable mention, Phil Steele's All-Pac-10 first team and USC Co-Defensive Lineman of the Year Award.
- As a freshman (2008), played in 12 games and registered 12 tackles, two tackles for loss and one forced fumble. Named USC's Service Team Defensive Player of the Year.
- Majored in sociology.

PERSONAL:

- Married to Ryann Gray, and the couple resides in Nashville.
- As a senior defensive tackle at Long Beach (Calif.) Polytechnic High School, tallied 134 tackles, seven sacks and two fumble recoveries, helping Jackrabbits win the CIF Pac-5 Division title. Also played offensive guard. Honors included All-Moore League Defensive MVP, All-CIF Pac-5 Division Co-Defensive MVP, *Long Beach Press-Telegram* Dream Team MVP and second-team EA Sports All-American.
- As a junior, registered 104 tackles, 10 sacks and six fumble recoveries, earning first-team All-CIF Pac-5 Division honors.
- List of favorites: (movie) "The Wood"; (TV show) "The Simpsons"; (actor)

JURRELL CASEY'S NFL STATISTICS

REGULAR SEASON		TACKLES									INTERCEPTIONS					FUMBLES			
Year	Team	GP	GS	Tot	Solo	Asst	Sk	Yds	QBP	TFL	No	Yds	Lg	TD	PD	FF	FR	Yds	SpT
2011	Tennessee	16	15	74	41	33	2.5	15.5	9	5	0	0	0	0	1	1	1	0	0
2012	Tennessee	16	16	80	38	42	3.0	31.0	3	6	0	0	0	0	0	2	0	0	0
2013	Tennessee	15	14	90	49	41	10.5	60.5	10	3	0	0	0	0	3	1	1	0	0
2014	Tennessee	16	16	86	58	28	5.0	40.0	27	13	0	0	0	0	1	0	0	0	0
2015	Tennessee	16	16	86	48	38	7.0	41.5	28	11	0	0	0	0	5	0	0	0	0
2016	Tennessee	15	15	51	38	13	5.0	38.0	29	3	0	0	0	0	5	0	0	0	0
2017	Tennessee	10	10	39	33	6	3.0	22.0	17	3	0	0	0	0	0	0	0	0	0
NFL Totals		104	102	506	305	201	36.0	248.5	123	44	0	0	0	0	15	4	2	0	0

Single-Game Highs

Tackles - 10 (Twice, last vs. Arizona 12/15/13)

Sacks - 2 (Seven times, last vs. Houston 1/1/17)

Tackles for Loss - 3 (Twice, last at Tampa Bay 9/13/15)

Forced Fumble - 1 (Four times, last at St. Louis 11/3/13)

Fumble Recovery - 1 (Twice, last at Oakland 11/24/13)

Quarterback Pressures - 6 vs. Jacksonville (10/27/16)

Passes Defensed - 3 vs. Atlanta (10/25/15)



16 MATT CASSEL

QUARTERBACK • 6'4" • 228 LBS • COLLEGE: SOUTHERN CALIFORNIA
ACQUIRED: FREE AGENT - 2016 • NFL EXPERIENCE (NFL/TITANS): 13/2
HOMETOWN: NORTHRIDGE, CALIF.
GAMES PLAYED/GAMES STARTED: 105/81 (PLAYOFFS: 5/1)



Pro Bowl: 2010

PRO: The Titans signed Matt Cassel early in the 2016 offseason to provide a veteran presence among the team's quarterbacks. Cassel spent 11 previous seasons with the New England Patriots, Kansas City Chiefs, Minnesota Vikings, Buffalo Bills and Dallas Cowboys. His career totals prior to arriving in Tennessee included 17,003 passing yards, 101 touchdown passes, 77 interceptions and a passer rating of 79.3. In 2016, Cassel played in four games with one start and completed 30 of 51 passes for 284 yards with two touchdowns and two interceptions.

CAREER HIGHLIGHTS:

- In 2015, Cassel played for the Buffalo Bills and the Dallas Cowboys. With the Cowboys, he started seven games and completed 119 of 204 passes for 1,276 yards, five touchdowns and seven interceptions.
- In 2010, he was named to the Pro Bowl after setting career highs with 27 touchdown passes and a 93.0 passer rating as the starting quarterback for the Chiefs. He helped guide the Chiefs to the AFC West title.
- In 2008, went 10-5 as a starter with the Patriots after Tom Brady suffered a season-ending knee injury in the opener. He passed for 3,693 yards and 21 touchdowns.

TITANS TIDBITS:

- Cassel's mother, Barbara, is an Emmy-winning set decorator in Hollywood. His late father, Greg, was a script writer.
- His wife, Lauren, was a captain of the Southern Cal volleyball team that won the 2002 national title.
- Cassel played in the 1994 Little League World Series on the Northridge, Calif., team. He went on to play a season of baseball at Southern Cal and was selected in the 36th round of the 2004 Major League Baseball Draft by the Oakland Athletics.
- Cassel's older brother, Jack, pitched for the Houston Astros, Cleveland Indians and San Diego Padres. His younger brother, Justin, was a pitcher in the Chicago White Sox organization.

CAREER TRANSACTIONS:

- The Northridge, Calif., native was originally selected by the New England Patriots in the seventh round (230th overall) of the 2005 NFL Draft.
- Traded from New England to the Kansas City Chiefs along with Mike Vrabel in exchange for a 2009 second-round draft choice on Feb. 28, 2009.
- Released by Kansas City on March 14, 2013.
- Signed by the Minnesota Vikings on March 15, 2013.
- Traded from Minnesota to the Buffalo Bills along with a 2015 sixth-round draft choice in exchange for a 2015 fifth-round pick and a 2016 seventh-round pick on March 10, 2015.
- Released by the Bills on Sept. 5, 2015 and re-signed by the Bills on Sept. 8, 2015.
- Traded from Buffalo to the Dallas Cowboys along with a 2017 seventh-round draft choice for a 2017 fifth-round pick on Sept. 22, 2015.
- Signed by the Titans as an unrestricted free agent on March 10, 2016.

SEASON RECAPS:

2017 (2/1 - Tennessee):

- Against Oakland (9/10), did not play as the backup quarterback.
- At Jacksonville (9/17), did not play as the backup quarterback.
- Against Seattle (9/24), did not play as the backup quarterback.
- At Houston (10/1), entered the game as a reserve to start the second half after Marcus Mariota left the contest with an injury. Completed four of 10 passes for 21 yards with two interceptions.
- At Miami (10/8), made his first start of the season and completed 21 of 32 passes for 141 yards with a touchdown. Kept the Titans' touchdown drive

alive with a 17-yard connection to Rishard Matthews on third-and-10 in the third quarter. Evened the score at 10-10 with an 11-yard touchdown toss to Phillip Supernaw with 7:17 remaining in the third quarter.

- Against Indianapolis (10/16), did not play.
- At Cleveland (10/22), did not play.
- Against Baltimore (11/5), did not play as the backup quarterback.
- Against Cincinnati (11/12), did not play as the backup quarterback.
- At Pittsburgh (11/16), did not play as the backup quarterback.

2016 (4/1 - Tennessee): Played in four games with one start and completed 30 of 51 passes for 284 yards with two touchdowns and two interceptions. Did not play as the backup quarterback in 12 contests.

- At Detroit (9/18), appeared in his 100th career regular season game by taking the final snap for a kneel down in the fourth quarter.
- Against Jacksonville (10/27), saw action at quarterback in the fourth quarter and completed his only pass for 10 yards. Rushed once for two yards.
- At Jacksonville (12/24), entered the game in the third quarter after Marcus Mariota exited the contest with an injury. Completed 13 of 24 passes for 124 yards with a touchdown and an interception. Posted his first touchdown pass of the season on a 14-yard toss to Delanie Walker on third-and-eight with 8:42 left to play in the final quarter.
- Against Houston (1/1), started at quarterback and completed 16 of 26 passes for 150 yards with a touchdown and an interception. Extended the Titans' second quarter touchdown drive with a 25-yard connection to Rishard Matthews on third-and-16. Increased the Titans' lead to 14-0 with a two-yard touchdown toss to Matthews with 23 seconds remaining in the first half. Kept the Titans' final touchdown drive alive with a 15-yard pass to Delanie Walker on third-and-seven in the third quarter. Registered three third-down conversions during the Titans' final scoring drive: an eight-yard pass to Matthews on third-and-four, a 50-yard bomb to Matthews on third-and-17 and a six-yard toss to Walker on third-and-five in the fourth quarter.

2015 (1/1 - Buffalo; 8/7 - Dallas): Started one game with Buffalo before he was traded to Dallas, where he started seven contests in place of an injured Tony Romo. His 2015 totals included 204 attempts, 119 completions, 1,276 passing yards, five touchdown passes, seven interceptions and a 70.6 passer rating.

- At N.Y. Giants (10/25), recorded his first start for the Cowboys and completed 17 of 27 passes for 227 yards with one touchdown and three interceptions.
- Against Seattle (11/1), was 13-of-25 passing for 97 yards with no touchdowns and no interceptions.
- Against Philadelphia (11/8), reached 299 yards on 25 of 38 passes with three touchdowns and one interception for a 105.0 rating. His three scoring tosses allowed him to reach 100 career touchdowns while also serving as his 12th career game with three-or-more scores.
- At Tampa Bay (11/15), he was 19-of-29 for 186 yards with no touchdowns and an interception.
- Against Carolina (11/26), entered the game for an injured Romo (clavicle) in the fourth quarter and completed 13 of 19 attempts for 93 yards and a touchdown. His attempts in the game allowed him to reach 2,500 for his career.
- At Washington (12/7), won his first game as the starting quarterback for the Cowboys while completing 16 of 29 passes for 222 yards with no touchdowns and no interceptions. His 16 completions gave him 1,500 for his career.

2014 (3/3 - Minnesota): Appeared in three games, all of which he started

for the Vikings. For the season he completed 41 of his 71 passes for 425 yards, three touchdowns, four interceptions and a 65.8 passer rating.

- At St. Louis (9/7), led the Vikings to a season-opening win, completing 17 of 25 passes for 170 yards and two touchdowns.

2013 (9/6 - Minnesota): Appeared in nine games, including all five Vikings wins, starting six. Connected on the team's four longest pass plays of the season (79t, 70t, 57t and 51). Threw seven of the eight touchdowns that Greg Jennings and Cordarrelle Patterson caught during the 2013 season.

- Against Pittsburgh (9/29), started the NFL International Series game in London, the Vikings' first win of the season and the Vikings' first regular season game outside of the United States. Posted 248 yards, two touchdowns and zero interceptions on 16-of-25 passing for a team season-high 123.4 passer rating.

- Against Philadelphia (12/15), started and threw for 382 yards, the most by a Viking in 2013, two touchdowns and one interception in the 48-30 upset victory over the playoff bound Eagles. Named the FedEx Air Player of the Week for his performance against Philadelphia.

2012 (9/8 - Kansas City): Started eight of the nine games he played, completing 161 of 277 passes for 1,796 yards, six touchdowns and 12 interceptions.

- Against Atlanta (9/9), had a five-yard touchdown run in the season opener.

- At Buffalo (9/16), threw for a season-high 301 yards and two touchdowns.
- Against San Diego (9/30), had two touchdown passes.

- Against Tampa Bay (10/14), inactive after suffering head injury the previous week vs. Baltimore (10/7).

- Against Oakland (10/28), notched a season-high 85.1 passer rating coming off the bench.

2011 (9/9 - Kansas City): Started the opening nine games of season, finishing with a 4-5 record. Finished the season on injured reserve (hand). Completed 160 of 269 passes for 1,713 yards, 10 touchdowns and nine interceptions.

- At Indianapolis (10/9), posted career-best 138.9 passer rating and tied career high with four touchdown passes.

- Against San Diego (10/31), led Chiefs to their fourth consecutive win while passing for season-high 261 yards.

- Against Denver (11/13), suffered a hand injury, leading him to be placed on injured reserve on Nov. 21.

2010 (15/15, 1/1 - Kansas City): Named to his first Pro Bowl after setting career highs with 27 touchdown passes, 93.0 passer rating, a plus-20 touchdown-to-interception ratio (27-7), career-low 1.6 interception percent (seven interceptions/450 attempts). Guided Chiefs to 10-5 record as the starter. Helped win the AFC West with 10-6 overall mark and host Baltimore in AFC Wild Card playoff round. Keyed Chiefs turnaround from 4-12 mark in 2009 and last-place finish in AFC West to winning Division in 2010. AFC West title was Chiefs' first since 2003. Won career-best five consecutive starts (Nov. 21 vs. Arizona through Dec. 26 vs. Tennessee). Had streak of 162 passes without an interception during the season, his career-long and the third-longest in Chiefs history. Ended season with six games of 60.0% and seven games with passer rating of 100+.

- At Denver (11/14), threw for a career-best 469 yards, the second-highest total in team history, going 33-for-53 on the day for a pair of career highs. His 53 attempts without an interception set a Chiefs team record. Passed for four touchdowns.

- At Seattle (11/23), passed for four touchdowns and rushed for another en route to being named FedEx Air Player of the Week for his efforts.

- Named AFC Offensive Player of the Month for November, when he went 90-for-144 (62.5%) for 1,111 yards and 12 touchdowns with 1 interception and a 111.2 passer rating.

- At San Diego (12/12), missed lone game of season with appendectomy.

2009 (15/15 - Kansas City): Started 15 games in his first season with Chiefs. Led NFL with 10 touchdown passes in fourth-quarter action. Took over reins of a team that went 2-14 in 2008 and led club to 4-11 mark as the starter. Had six multi-touchdown games.

- At Philadelphia (9/27), posted season-high 124.5 passer rating.

- Against Cleveland (12/20), threw for a season-high 331 yards.

2008 (16/15 - New England): Pressed into starting duty for final 15 games and led the Patriots to a 10-5 mark with club going 11-5 but missing the AFC playoff field. Posted career-highs with 3,693 yards and 63.4 percent

completions. Replaced Tom Brady in the lineup during season opener vs. Kansas City (9/7) when he went down with a knee injury. His 63.4 percent completion rate ranked third in New England team history and his yardage mark ranked eighth in club records. Won final four games of the season. Had five games with a passer rating of at least 100.

- At N.Y. Jets (9/14), recorded his first career start and notched a 19-10 win. Passed for 165 yards while completing 16 of 23 passes.

- Against N.Y. Jets (11/13), was 30-of-51 for 400 yards with three touchdowns and no interceptions (103.4 passer rating).

- At Miami (11/23), recorded his second consecutive 400-yard (415), three-touchdown game.

- At Oakland (12/14), posted his first career four-touchdown performance.

2007 (6/0 - New England): Played in six games during season, completing four of seven passes for 38 yards. Part of New England squad that became 1st NFL team to go 16-0 in regular season and fell in Super Bowl XLII.

- Against Washington (10/28), scored first career rushing touchdown on a 15-yard run.

2006 (6/0, 3/0 - New England): Saw time in six games. Completed five of eight passes during the season. Saw time in all three playoff games taking care of holding duties on field goals and extra points.

2005 (2/0, 1/0 - New England): Played in two games during rookie season.

- Against San Diego (10/2), saw action in his first career game and completed first career pass to running back Patrick Pass for a three-yard gain.

- Against Miami (1/1/06), tossed two touchdown passes, his first career touchdown pass going to Tim Dwight.

- Against Jacksonville (1/7/06), played in the AFC Wild Card game, taking a kneel down at the end of the game.

COLLEGE:

- Played in 25 career games at Southern Cal as a backup to Heisman Trophy winners Carson Palmer and Matt Leinart. Trojans won back-to-back national titles in 2003 and 2004.

- Saw some time at tight end as a junior.

- Saw action in career-high 10 games as a sophomore. Earned USC's Howard Jones/Football Alumni Club Academic Award for the upperclassman with the highest GPA.

- Played a season of baseball in 2004, going 0-1 as a starting pitcher for the Trojans.

- Graduated in 2004 with a degree in communications and business.

PERSONAL:

- He and his wife, Lauren, have four children.

- As a senior at Chatsworth (Calif.) High School, completed 137 of 261 passes for 2,020 yards with 14 touchdowns and five interceptions to go with 115 carries for 252 yards with 11 touchdowns.

- Helped Chatsworth win the Los Angeles City baseball title in 1999 while hitting .390 with three home runs and 29 RBIs as a first and third baseman.

- Has worked with Shadow Buddies program, a charity that makes condition-specific dolls for children's hospitals.

- Family lost its home in the 1994 Northridge, Calif., earthquake.

- Born Matthew Brennan Cassel on May 17, 1982 in Northridge, Calif.

MATT CASSEL'S GAME-BY-GAME

2005 New England Patriots

Date	Opp	W/L	P/S	PASSING											RUSHING					
				Att	Cmp	Pct	Yds	Yds/Att	TD	Int	Lg	Sk	Lst	Rating	Att	Yds	Avg	Lg	TD	
Sept 8	Oak	W	IA																	
Sept 18	@ Car	L	IA																	
Sept 25	@ Pit	W	IA																	
Oct 2	SD	L	p	4	2	50.0	15	3.75	0	1	12	0	0	19.8	1	-1	-1.0	-1	0	
Oct 9	@ Atl	W	IA																	
Oct 16	@ Den	L	IA																	
Oct 30	Buf	W	IA																	
Nov 7	Ind	L	IA																	
Nov 13	@ Mia	W	IA																	
Nov 20	NO	W	IA																	
Nov 27	@ KC	L	IA																	
Dec 4	NYJ	W	IA																	
Dec 11	@ Buf	W	IA																	
Dec 17	TB	W	IA																	
Dec 26	@ NYJ	W	IA																	
Jan 1	Mia	L	p	20	11	55.0	168	8.40	2	0	36	1	1	116.3	5	13	2.6	9	0	
Totals		10-6	2/0	24	13	54.2	183	7.63	2	1	36	1	1	89.4	6	12	2.0	9	0	
Playoffs																				
Jan 7	Jax	W	p	0	0	-	0	-	0	0	-	0	0	-	1	-1	-1.0	-1	0	
Jan 14	@ Den	L	IA																	
Totals		1-1	1/0	0	0	-	0	-	0	0	-	0	0	-	1	-1	-1.0	-1	0	

2006 New England Patriots

Date	Opp	W/L	P/S	PASSING											RUSHING					
				Att	Cmp	Pct	Yds	Yds/Att	TD	Int	Lg	Sk	Lst	Rating	Att	Yds	Avg	Lg	TD	
Sept 10	Buf	W	DNP																	
Sept 17	@ NYJ	W	DNP																	
Sept 24	Den	L	DNP																	
Oct 1	@ Cin	W	DNP																	
Oct 8	Mia	W	DNP																	
Oct 22	@ Buf	W	DNP																	
Oct 30	@ Min	W	p	0	0	-	0	-	0	0	-	0	0	-	1	-1	-1.0	-1	0	
Nov 5	Ind	L	DNP																	
Nov 12	NYJ	L	DNP																	
Nov 19	@ GB	W	p	0	0	-	0	-	0	0	-	1	5	-	0	0	-	-	0	
Nov 26	Chi	W	DNP																	
Dec 3	Det	W	DNP																	
Dec 10	@ Mia	L	p	3	2	66.7	12	4.00	0	0	8	1	4	74.3	0	0	-	-	0	
Dec 17	Hou	W	p	4	3	75.0	20	5.00	0	0	10	0	0	85.4	0	0	-	-	0	
Dec 24	@ Jax	W	p	0	0	-	0	-	0	0	-	0	0	-	0	0	-	-	0	
Dec 31	@ Ten	W	p	1	0	0.0	0	0.00	0	0	-	1	6	39.6	1	5	5.0	5	0	
Totals		12-4	6/0	8	5	62.5	32	4.00	0	0	10	3	15	70.8	2	4	2.0	5	0	
Playoffs																				
Jan 7	NYJ	W	p	0	0	-	0	-	0	0	-	0	0	-	0	0	-	-	0	
Jan 14	@ SD	W	p	0	0	-	0	-	0	0	-	0	0	-	0	0	-	-	0	
Jan 21	@ Ind	L	p	0	0	-	0	-	0	0	-	0	0	-	0	0	-	-	0	
Totals		2-1	3/0	0	0	-	0	-	0	0	-	0	0	-	0	0	-	-	0	

2007 New England Patriots

Date	Opp	W/L	P/S	PASSING											RUSHING					
				Att	Cmp	Pct	Yds	Yds/Att	TD	Int	Lg	Sk	Lst	Rating	Att	Yds	Avg	Lg	TD	
Sept 9	@ NYJ	W	p	0	0	-	0	-	0	0	-	0	0	-	1	0	0.0	0	0	
Sept 16	SD	W	DNP																	
Sept 23	Buf	W	p	0	0	-	0	-	0	0	-	0	0	-	0	0	-	-	0	
Oct 1	@ Cin	W	p	0	0	-	0	-	0	0	-	0	0	-	2	-3	-1.5	-1	0	
Oct 7	Cle	W	DNP																	
Oct 14	@ Dal	W	DNP																	
Oct 21	@ Mia	W	p	2	0	0.0	0	0.00	0	1	-	0	0	0.0	0	0	-	-	0	
Oct 28	Was	W	p	3	2	66.7	28	9.33	0	0	21	0	0	96.5	1	15	15.0	15t	1	
Nov 4	@ Ind	W	DNP																	
Nov 18	@ Buf	W	p	2	2	100.0	10	5.00	0	0	6	0	0	87.5	0	0	-	-	0	
Nov 25	Phi	W	DNP																	
Dec 3	@ Bal	W	DNP																	
Dec 9	Pit	W	DNP																	
Dec 16	NYJ	W	DNP																	
Dec 23	Mia	W	DNP																	
Dec 29	@ NYG	W	DNP																	
Totals		16-0	6/0	7	4	57.1	38	5.43	0	1	21	0	0	32.7	4	12	3.0	15t	1	

MATT CASSEL'S GAME-BY-GAME CONT.

Playoffs																			
Jan 12	Jax	W	DNP																
Jan 20	SD	W	DNP																
Feb 3	Ind	L	DNP																
Totals		2-1	0/0	0	0	-	0	-	0	0	-	0	0	-	0	0	0	0	0

2008 New England Patriots															PASSING					RUSHING				
Date	Opp	W/L	P/S	Att	Cmp	Pct	Yds	Yds/Att	TD	Int	Lg	Sk	Lst	Rating	Att	Yds	Avg	Lg	TD					
Sept 7	KC	W	p	18	13	72.2	152	8.44	1	0	51	2	16	116.0	4	13	3.3	9	0					
Sept 14	@ NYJ	W	S	23	16	69.6	165	7.17	0	0	26	4	9	89.9	1	7	7.0	7	0					
Sept 21	Mia	L	S	31	19	61.3	131	4.23	1	1	21	4	17	68.1	2	4	2.0	2	0					
Oct 5	@ SF	W	S	32	22	68.8	259	8.09	1	2	66t	5	26	77.5	4	5	1.3	6	0					
Oct 12	@ SD	L	S	38	22	57.9	203	5.34	0	1	28	4	10	61.6	7	29	4.1	9	0					
Oct 20	Den	W	S	24	18	75.0	185	7.71	3	0	29	6	38	136.3	4	1	0.3	4	0					
Oct 26	StL	W	S	33	21	63.6	267	8.09	1	2	30	3	17	73.7	7	22	3.1	11	0					
Nov 2	@ Ind	L	S	34	25	73.5	204	6.00	0	1	20	0	0	76.1	5	20	4.0	7	0					
Nov 9	Buf	W	S	32	22	68.8	234	7.31	0	0	27	1	8	89.8	9	22	2.4	13t	1					
Nov 13	NYJ	L	S	51	30	58.8	400	7.84	3	0	43	3	14	103.4	8	62	7.8	19	0					
Nov 23	@ Mia	W	S	43	30	69.8	415	9.65	3	1	64	2	7	114.0	2	14	7.0	8t	1					
Nov 30	Pit	L	S	39	19	48.7	169	4.33	0	2	27	5	24	39.4	2	1	0.5	1	0					
Dec 7	@ Sea	W	S	44	26	59.1	268	6.09	1	0	33	3	8	84.3	7	14	2.0	9	0					
Dec 14	@ Oak	W	S	30	18	60.0	218	7.27	4	1	30	3	8	108.1	6	18	3.0	10	0					
Dec 21	Ari	W	S	36	20	55.6	345	9.58	3	0	76t	1	12	116.1	2	19	9.5	16	0					
Dec 28	@ Buf	W	S	8	6	75.0	78	9.75	0	0	19	1	5	105.2	3	19	6.3	7	0					
Totals		11-6	16/15	516	327	63.4	3693	7.16	21	11	76t	47	219	89.4	73	270	3.7	19	2					

2009 Kansas City Chiefs															PASSING					RUSHING				
Date	Opp	W/L	P/S	Att	Cmp	Pct	Yds	Yds/Att	TD	Int	Lg	Sk	Lst	Rating	Att	Yds	Avg	Lg	TD					
Sept 13	@ Bal	L	IA																					
Sept 20	Oak	L	S	39	24	61.5	241	6.18	1	2	29t	2	5	66.3	5	34	6.8	9	0					
Sept 27	@ Phi	L	S	18	14	77.8	90	5.00	2	0	13t	3	19	124.5	2	-1	-0.5	0	0					
Oct 4	NYG	L	S	32	15	46.9	127	3.97	2	0	43	5	39	78.5	4	25	6.3	12	0					
Oct 11	Dal	L	S	41	23	56.1	253	6.17	2	0	25	4	21	90.8	4	28	7.0	11	0					
Oct 18	@ Was	W	S	31	16	51.6	186	6.00	0	0	32	5	28	70.1	6	16	2.7	6	0					
Oct 25	SD	L	S	25	10	40.0	97	3.88	1	3	24	5	18	25.3	5	24	4.8	9	0					
Nov 8	@ Jax	L	S	39	23	59.0	262	6.72	2	0	54t	3	21	96.3	2	3	1.5	3	0					
Nov 15	@ Oak	W	S	34	19	55.9	216	6.35	0	1	41	2	10	62.9	4	-3	-0.8	0	0					
Nov 22	Pit	W	S	30	15	50.0	248	8.27	2	0	61	5	34	100.4	1	-1	-1.0	-1	0					
Nov 29	@ SD	L	S	31	19	61.3	178	5.74	1	1	49	1	11	74.4	6	22	3.7	9	0					
Dec 6	Den	L	S	29	10	34.5	84	2.90	0	2	16	2	6	14.6	3	17	5.7	13	0					
Dec 13	Buf	L	S	43	26	60.5	224	5.21	0	4	26	3	15	35.4	2	-6	-3.0	1	0					
Dec 20	Cle	L	S	40	22	55.0	331	8.28	2	0	39	1	8	99.1	2	10	5.0	5	0					
Dec 27	@ Cin	L	S	37	22	59.5	180	4.86	1	2	20t	1	8	58.4	3	21	7.0	9	0					
Jan 3	@ Den	W	S	24	13	54.2	207	8.63	0	1	50	0	0	65.8	1	0	0.0	0	0					
Totals		4-12	15/15	493	271	55.0	2924	5.93	16	16	61	42	243	69.9	50	189	3.8	13	0					

2010 Kansas City Chiefs															PASSING					RUSHING				
Date	Opp	W/L	P/S	Att	Cmp	Pct	Yds	Yds/Att	TD	Int	Lg	Sk	Lst	Rating	Att	Yds	Avg	Lg	TD					
Sept 13	SD	W	S	22	10	45.5	68	3.09	1	0	16	1	6	68.0	2	4	2.0	5	0					
Sept 19	@ Cle	W	S	28	16	57.1	176	6.29	0	2	27	1	4	46.1	4	5	1.3	6	0					
Sept 26	SF	W	S	27	16	59.3	250	9.26	3	1	45t	0	0	111.7	2	7	3.5	4	0					
Oct 10	@ Ind	L	S	29	16	55.2	156	5.38	0	0	27	1	8	70.5	1	1	1.0	1	0					
Oct 17	@ Hou	L	S	29	20	69.0	201	6.93	3	0	42t	1	12	122.9	1	8	8.0	8	0					
Oct 24	Jax	W	S	18	13	72.2	193	10.72	2	0	53t	1	3	144.0	0	0	-	-	0					
Oct 31	Buf	W	S	26	14	53.8	152	5.85	1	0	31	3	12	84.1	2	13	6.5	8	0					
Nov 7	@ Oak	L	S	35	20	57.1	216	6.17	2	1	23	3	16	82.6	3	14	4.7	9	0					
Nov 14	@ Den	L	S	53	33	62.3	469	8.85	4	0	38	4	36	116.0	2	3	1.5	3	0					
Nov 21	Ari	W	S	24	15	62.5	193	8.04	2	0	38t	0	0	115.5	0	0	-	-	0					
Nov 28	@ Sea	W	S	32	22	68.8	233	7.28	4	0	36t	0	0	129.3	5	28	5.6	23	0					
Dec 5	Den	W	S	31	17	54.8	196	6.32	1	0	21	2	22	84.9	2	5	2.5	5	0					
Dec 12	@ SD	L	IA																					
Dec 19	@ StL	W	S	29	15	51.7	184	6.34	1	1	28	3	11	68.8	6	17	2.8	13	0					
Dec 26	Ten	W	S	34	24	70.6	314	9.24	3	0	75t	1	6	128.8	3	20	6.7	16	0					
Jan 2	Oak	L	S	33	11	33.3	115	3.48	0	2	19	5	46	19.1	0	0	-	-	0					
Totals		10-6	15/15	450	262	58.2	3116	6.92	27	7	75t	26	182	93.0	33	125	3.8	23	0					
Playoffs																								
Jan 9	Bal	L	S	18	9	50.0	70	3.89	0	3	22	3	17	20.4	3	6	2.0	5	0					
Totals		0-1	1/1	18	9	50.0	70	3.89	0	3	22	3	17	20.4	3	6	2.0	5	0					

MATT CASSEL'S GAME-BY-GAME CONT.

2011 Kansas City Chiefs

Date	Opp	W/L	P/S	PASSING										RUSHING					
				Att	Cmp	Pct	Yds	Yds/Att	TD	Int	Lg	Sk	Lst	Rating	Att	Yds	Avg	Lg	TD
Sept 11	Buf	L	S	36	22	61.1	119	3.31	1	1	20	2	14	64.5	0	0	-	-	0
Sept 18	@ Det	L	S	22	15	68.2	133	6.05	0	3	45	2	17	44.5	0	0	-	-	0
Sept 25	@ SD	L	S	24	17	70.8	176	7.33	2	1	43	1	5	102.1	1	1	1.0	1	0
Oct 2	Min	W	S	29	18	62.1	260	8.97	1	0	52t	3	13	102.7	4	20	5.0	11	0
Oct 9	@ Ind	W	S	29	21	72.4	257	8.86	4	0	41t	2	15	138.9	5	12	2.4	8	0
Oct 23	@ Oak	W	S	30	15	50.0	161	5.37	0	2	21	0	0	38.3	2	-2	-1.0	-1	0
Oct 31	SD	W	S	32	19	59.4	261	8.16	1	2	39t	3	14	69.9	2	14	7.0	7	0
Nov 6	Mia	L	S	39	20	51.3	253	6.49	0	0	37	5	26	71.8	9	38	4.2	11	0
Nov 13	Den	L	S	28	13	46.4	93	3.32	1	0	15	4	16	66.5	2	16	8.0	9	0
Nov 21	@ NE	Placed on injured reserve on Nov. 21, 2011																	
Totals		4-5	9/9	269	160	59.5	1713	6.37	10	9	52t	22	120	76.6	25	99	4.0	11	0

2012 Kansas City Chiefs

Date	Opp	W/L	P/S	PASSING										RUSHING					
				Att	Cmp	Pct	Yds	Yds/Att	TD	Int	Lg	Sk	Lst	Rating	Att	Yds	Avg	Lg	TD
Sept 9	Atl	L	S	33	21	63.6	258	7.82	1	2	24	3	17	72.5	4	20	5.0	13	1
Sept 16	@ Buf	L	S	42	23	54.8	301	7.17	2	1	33t	5	29	83.5	2	25	12.5	21	0
Sept 23	@ NO	W	S	44	26	59.1	248	5.64	0	1	20	3	11	65.3	1	2	2.0	2	0
Sept 30	SD	L	S	42	24	57.1	251	5.98	2	3	29t	2	17	60.7	0	0	-	-	0
Oct 7	Bal	L	S	15	9	60.0	92	6.13	0	2	26	0	0	38.1	4	14	3.5	12	0
Oct 14	@ TB	L	IA																
Oct 28	Oak	L	p	30	20	66.7	218	7.27	1	1	46	2	15	85.1	7	35	5.0	15	0
Nov 1	@ SD	L	S	29	19	65.5	181	6.24	0	1	22	1	5	68.3	6	37	6.2	14	0
Nov 12	@ Pit	L	S	26	11	42.3	154	5.92	0	1	38	2	6	46.0	2	12	6.0	9	0
Nov 18	Cin	L	S	16	8	50.0	93	5.81	0	0	26	1	1	68.0	1	0	0.0	0	0
Nov 25	Den	L	DNP																
Dec 2	Car	W	DNP																
Dec 9	@ Cle	L	DNP																
Dec 16	@ Oak	L	DNP																
Dec 23	Ind	L	DNP																
Dec 30	@ Den	L	DNP																
Totals		2-14	9/8	277	161	58.1	1796	6.48	6	12	46	19	101	66.7	27	145	5.4	21	1

2013 Minnesota Vikings

Date	Opp	W/L	P/S	PASSING										RUSHING					
				Att	Cmp	Pct	Yds	Yds/Att	TD	Int	Lg	Sk	Lst	Rating	Att	Yds	Avg	Lg	TD
Sept 8	@ Det	L	DNP																
Sept 15	@ Chi	L	DNP																
Sept 22	Cle	L	DNP																
Sept 29	Pit	W	S	25	16	64.0	248	9.92	2	0	70t	1	0	123.4	2	5	2.5	7	0
Oct 13	Car	L	S	44	32	72.7	241	5.48	1	2	23t	3	26	74.1	2	7	3.5	6	0
Oct 21	@ NYG	L	IA																
Oct 27	GB	L	DNP																
Nov 3	@ Dal	L	DNP																
Nov 7	Was	W	p	6	4	66.7	47	7.83	0	0	25	0	0	90.3	1	-1	-1.0	-1	0
Nov 17	@ Sea	L	p	13	5	38.5	78	6.00	1	1	30	0	0	52.7	0	0	-	-	0
Nov 24	@ GB	T	DNP																
Dec 1	Chi	W	p	33	20	60.6	243	7.36	1	1	24	2	9	80.7	1	0	0.0	0	0
Dec 8	@ Bal	L	S	38	17	44.7	265	6.97	2	0	79t	0	0	86.0	2	6	3.0	5	0
Dec 15	Phi	W	S	35	26	74.3	382	10.91	2	1	57t	3	12	116.6	3	19	6.3	12	1
Dec 22	@ Cin	L	S	27	13	48.1	114	4.22	1	3	36t	4	20	32.6	3	16	5.3	13	0
Dec 29	Det	W	S	33	20	60.6	189	5.73	1	1	23	3	18	73.9	4	5	1.3	7	0
Totals		5-10-1	9/6	254	153	60.2	1807	7.11	11	9	79t	16	85	81.6	18	57	3.2	13	1

2014 Minnesota Vikings

Date	Opp	W/L	P/S	PASSING										RUSHING					
				Att	Cmp	Pct	Yds	Yds/Att	TD	Int	Lg	Sk	Lst	Rating	Att	Yds	Avg	Lg	TD
Sept 7	@ STL	W	S	25	17	68.0	170	6.80	2	0	22	0	0	113.8	5	-3	-0.6	0	0
Sept 14	NE	L	S	36	19	52.8	202	5.61	1	4	26	6	39	39.1	3	16	5.3	13	0
Sept 21	@ NO	L	S	10	5	50.0	53	5.30	0	0	28	0	0	65.8	1	5	5.0	5	0
Sept 28	Atl	Placed on injured reserve on Sept. 24, 2014																	
Totals		1-2	3/3	71	41	57.7	425	5.99	3	4	28	6	39	65.8	9	18	2.0	13	0

2015 Buffalo Bills/Dallas Cowboys

Date	Opp	W/L	P/S	PASSING										RUSHING							
				Att	Cmp	Pct	Yds	Yds/Att	TD	Int	Lg	Sk	Lst	Rating	Att	Yds	Avg	Lg	TD		
Sept 13	Ind	W	S	0	0	-	0	-	0	0	-	0	0	-	0	0	-	-	0		
Sept 20	NE	L	DNP	*With Buffalo for first two games of season; traded to Dallas on September 22, 2015																	
Sept 27	Atl	L	IA																		
Oct 4	@ NO	L	IA																		
Oct 11	NE	L	DNP																		
Oct 25	@ NYG	L	S	27	17	63	227	8.41	1	3	35	1	0	62.3	1	4	4	4	0		
Nov 1	Sea	L	S	25	13	52	97	3.88	0	0	15	1	6	61.6	4	43	10.8	24	0		
Nov 8	Phi	L	S	38	25	65.8	299	7.87	3	1	51	4	22	105	2	17	8.5	11	0		

MATT CASSEL'S GAME-BY-GAME CONT.

Nov 15	@	TB	L	S	29	19	65.5	186	6.41	0	1	24	3	12	69	1	2	2	2	0
Nov 22	@	Mia	W	DNP																
Nov 26		Car	L	p	19	13	68.4	93	4.89	1	0	14	1	10	97	2	9	4.5	5	0
Dec 7	@	Was	W	S	29	16	55.2	223	7.69	0	0	42	1	2	80.1	2	-3	-1.5	7	0
Dec 13	@	GB	L	S	29	13	44.8	114	3.93	0	1	19	2	15	41.5	3	6	2	3	0
Dec 19		NYJ	L	S	8	3	37.5	37	4.63	0	1	17	1	19	13	0	0	-	-	0
Dec 27	@	Buf	L	DNP																
Jan 3		Was	L	DNP																
Totals			3-13	9/8	204	119	58.3	1276	6.25	5	7	51	14	86	70.6	15	78	5.2	24	0

2016 Tennessee Titans

Date	Opp	W/L	P/S	PASSING											RUSHING					
				Att	Cmp	Pct	Yds	Yds/Att	TD	Int	Lg	Sk	Lst	Rating	Att	Yds	Avg	Lg	TD	
Sept 11	Min	L	DNP																	
Sept 18	@ Det	W	p	0	0	0.0	0	0.0	0	0	0	0	0	0	0.0	1	-1	-1.0	-1	0
Sept 25	Oak	L	DNP																	
Oct 2	@ Hou	L	DNP																	
Oct 9	@ Mia	W	DNP																	
Oct 16	Cle	W	DNP																	
Oct 23	Ind	L	DNP																	
Oct 27	Jax	W	p	1	1	100.0	10	10.0	0	0	10	0	0	108.3	1	2	2.0	2	0	
Nov 6	@ SD	L	DNP																	
Nov 13	GB	W	DNP																	
Nov 20	@ Ind	L	DNP																	
Nov 27	@ Chi	W	DNP																	
Dec 11	Den	W	DNP																	
Dec 18	@ KC	W	DNP																	
Dec 24	@ Jax	L	p	24	13	54.2	124	5.2	1	1	24	1	6	65.3	0	0	-	0	0	
Jan 1	Hou	W	S	26	16	61.5	150	5.8	1	1	50	4	17	74.2	2	2	1.0	3	0	
Totals		9-7	4/1	51	30	58.8	284	5.6	2	2	50	5	23	71.0	4	3	0.8	3	0	

2017 Tennessee Titans

Date	Opp	W/L	P/S	PASSING											RUSHING					
				Att	Cmp	Pct	Yds	Yds/Att	TD	Int	Lg	Sk	Lst	Rating	Att	Yds	Avg	Lg	TD	
Sept 10	Oak	L	DNP																	
Sept 17	@ Jax	W	DNP																	
Sept 24	Sea	W	DNP																	
Oct 1	@ Hou	L	p	10	4	40.0	21	2.1	0	2	10	2	8	8.3	0	0	-	0	0	
Oct 8	@ Mia	L	S	32	21	65.6	141	4.4	1	0	17	6	22	85.5	0	0	-	0	0	
Oct 16	Ind	W	DNP																	
Oct 22	@ Cle	W	DNP																	
Nov 5	Bal	W	DNP																	
Nov 12	Cin	W	DNP																	
Nov 16	@ Pit	L	DNP																	
Nov 26	@ Ind																			
Dec 3	Hou																			
Dec 10	@ Ari																			
Dec 17	@ SF																			
Dec 24	LAR																			
Dec 31	Jax																			
Totals		6-4	2/1	42	25	59.5	162	3.9	1	2	17	8	30	55.9	0	0	-	0	0	

MATT CASSEL'S NFL STATISTICS

REGULAR SEASON			PASSING											RUSHING				
Year	Team	GP/GS	Att	Cmp	Pct	Yds	Yd/Att	TD	INT	Lg	Sk	Yds	Rat	Att	Yds	Avg	Lg	TD
2005	NE	2/0	24	13	54.2	183	7.6	2	1	36	1	1	89.4	6	12	2	9	0
2006	NE	6/0	8	5	62.5	32	4	0	0	10	3	15	70.8	2	4	2	5	0
2007	NE	6/0	7	4	57.1	38	5.4	0	1	21	0	0	32.7	4	12	3	15t	1
2008	NE	16/15	516	327	63.4	3693	7.2	21	11	76t	47	219	89.4	73	270	3.7	19	2
2009	KC	15/15	493	271	55	2924	5.9	16	16	61	42	243	69.9	50	189	3.8	13	0
2010	KC	15/15	450	262	58.2	3116	6.9	27	7	75t	26	182	93	33	125	3.8	23	0
2011	KC	9/9	269	160	59.5	1713	6.4	10	9	52t	22	120	76.6	25	99	4	11	0
2012	KC	9/8	277	161	58.1	1796	6.5	6	12	46	19	101	66.7	27	145	5.4	21	1
2013	Min	9/6	254	153	60.2	1807	7.1	11	9	79t	16	85	81.6	18	57	3.2	13	1
2014	Min	3/3	71	41	57.7	425	6	3	4	28	6	39	65.8	9	18	2	13	0
2015	Buf/Dal	9/8	204	119	58.3	1276	6.3	5	7	51	14	86	70.6	15	78	5.2	24	0
2016	Ten	4/1	51	30	58.8	284	5.6	2	2	50	5	23	71.0	4	3	0.8	3	0
2017	Ten	2/1	42	25	59.5	162	3.9	1	2	17	8	30	55.9	0	0	-	0	0
NFL Totals		105/81	2,666	1,571	58.9	17,449	6.5	104	81	79t	209	1,144	78.8	266	1,012	3.8	24	5

Career record as starter: 36-45 (.444)

PLAYOFFS			PASSING											RUSHING				
Year	Team	GP/GS	Att	Cmp	Pct	Yds	Yd/Att	TD	INT	Lg	Sk	Yds	Rat	Att	Yds	Avg	Lg	TD
2005	NE	1/0	0	0	-	0	-	0	0	-	0	0	-	1	-1	-1.0	-1	0
2006	NE	3/0	0	0	-	0	-	0	0	-	0	0	-	0	0	-	-	0
2010	KC	1/1	18	9	50.0	70	3.9	0	3	22	3	17	20.4	3	6	2.0	5	0
NFL Totals		5/1	18	9	50.0	70	3.9	0	3	22	3	17	20.4	4	5	1.3	5	0

Career playoff record as starter: 0-1

Single-Game Highs

Attempts - 53 at Denver (11/14/10)

Completions - 33 at Denver (11/14/10)

Passing Yards - 469 at Denver (11/14/10)

Touchdown Passes - 4 (Four times, last at Indianapolis 10/9/11)

Long Completion - 79t at Baltimore (12/8/13)

Passer Rating - 144.0 vs. Jacksonville (10/24/10)

Rushes - 9 (twice, last vs. Miami 11/6/11)

Rushing Yards - 62 vs. N.Y. Jets (11/13/08)

Long Rush - 24 vs. Seattle (11/1/15)

Rushing Touchdowns - 1 (five times, last vs Philadelphia 12/15/13)

Additional Statistics

Fumble Recovery - 1 (2016)



78 JACK CONKLIN

TACKLE • 6'6" • 308 LBS • COLLEGE: MICHIGAN STATE
ACQUIRED: 1ST ROUND - 2016 • NFL EXPERIENCE (NFL/TITANS): 2/2
HOMETOWN: PLAINWELL, MICH.
GAMES PLAYED/GAMES STARTED: 26/26 (PLAYOFFS: 0/0)



PRO: With the eighth overall selection in the 2016 NFL Draft, the Titans selected former Michigan State tackle Jack Conklin. The 6-foot-6-inch, 308-pounder played primarily on the left side in college but possesses the versatility and physical prowess to play right tackle at the pro level. He was the first draft pick by a general manager (Jon Robinson) and head coach (Mike Mularkey) who vowed to acquire "tough, physical, smart and accountable" players. Conklin made an immediate impact in his first season with the Titans by starting all 16 games and being named first-team All-Pro at right tackle. After choosing to forgo his senior season, Conklin became the third offensive lineman drafted by the Titans in the first round in a four-year span, joining Chance Warmack (2013) and Taylor Lewan (2014). He became the first Michigan State offensive lineman to be selected in the first round since 1989 (Tony Mandarich, No. 2 overall by Green Bay) and also the highest drafted Spartan since wide receiver Charles Rogers (No. 2) in 2003.

CAREER HIGHLIGHTS:

- As a rookie in 2016, Conklin was named first-team Associated Press All-Pro at right tackle. He started all 16 games on the right side and was a part of an offensive front that blocked for the NFL's third-ranked rushing attack which averaged 136.7 rush yards per game.
- Became the first franchise rookie to earn first-team All-Pro honors since Jevon Kearse in 1999.
- In his final season at Michigan State, Conklin was named second-team All-American by The Associated Press and was on numerous All-Big Ten teams.

TITANS TIDBITS:

- After not receiving a single Division I scholarship offer, Conklin began his time at Michigan State as a preferred walk-on in 2012. He impressed enough in his redshirt season to earn a scholarship in the spring of 2013.
- At Plainwell (Mich.) High School, Conklin's head coach was his father, Darren Conklin, who once was a walk-on at Michigan under Wolverines head coach Bo Schembechler.
- His mother, Jennifer Jackson, was an All-American swimmer at the University of Michigan.
- Conklin's grandfather, Ron Jackson, was a professional baseball player. He played first base for the Chicago White Sox and Boston Red Sox.
- Conklin is involved with a pediatric cancer organization called DC Strong, founded by his childhood friend Dustin Colyer, who overcame Wilms' tumor kidney cancer.
- Conklin traveled to Australia in 2015 to participate in Michigan State's study abroad International Summer Sports Program.
- Conklin hopes to one day own his own farm.

CAREER TRANSACTIONS:

- The Plainwell, Mich., native was selected by the Titans in the first round (eighth overall) of the 2016 NFL Draft.

SEASON RECAPS:

2017 (10/10):

- Against Oakland (9/10), started at right tackle and was a part of an offensive line that helped produce 350 total yards and allow just one sack on 41 pass attempts.
- At Jacksonville (9/17), started at right tackle and opened holes for a rushing attack that amassed 179 yards on 36 carries (5.0 avg.). Member of a unit that allowed just one sack on 27 pass attempts.
- Against Seattle (9/24), started at right tackle and helped block for Titans'

ball carriers to collect 195 rushing yards on 35 carries (5.6 avg.). Member of an offensive front that did not allow a sack on 32 pass attempts.

- At Houston (10/1), started at right tackle.
- At Miami (10/8), started at right tackle.
- Against Indianapolis (10/16), started at right tackle and was a member of an offensive front that helped produce 473 total yards and allow just one sack for one yard on 32 pass attempts.
- At Cleveland (10/22), started at right tackle.
- Against Baltimore (11/5), started at right tackle.
- Against Cincinnati (11/12), started at right tackle and helped open holes for Titans' rushers to gain 180 yards on the ground.
- At Pittsburgh (11/16), started at right tackle.

2016 (16/16): Started all 16 games at right tackle as a rookie and was a part of an offensive front that blocked for the NFL's third-ranked rushing attack which averaged 136.7 rush yards per game. Named first-team Associated Press All-Pro at right tackle. Appeared in his first career NFL game as the starter at right tackle against Minnesota (9/11/16).

- Against Minnesota (9/11), made his NFL debut as the starting right tackle.
- At Detroit (9/18), started at right tackle and blocked for an offense that amassed 363 total yards in a 16-15 comeback win.
- Against Oakland (9/25), started at right tackle and was a part of an offensive line that helped produce 393 total yards and allow just one sack on 33 pass attempts.
- At Miami (10/9), started at right tackle and was a member of an offensive front that opened holes for Titans' rushers to gain 235 yards on the ground and did not allow a sack on 29 pass attempts.
- Against Cleveland (10/16), started at right tackle and blocked for an offense that compiled a season-high 407 total yards, including 137 rushing yards.
- Against Jacksonville (10/27), started at right tackle and opened holes for Titans' ball carriers to accumulate 214 yards on the ground. Was a part of an offensive front that did not allow a sack in 23 pass attempts.
- At San Diego (11/6), started at right tackle and was a part of an offensive line that did not allow a sack on 43 pass attempts.
- Against Green Bay (11/13), started at right tackle and blocked for an offense that amassed 446 total yards and six touchdowns in a 47-25 victory against the Packers.
- At Chicago (11/27), started at right tackle and was a member of an offensive front that did not allow a sack on 23 pass attempts. Blocked for Titans' ball carriers to gain 149 yards on the ground.
- Against Denver (12/11), started at right tackle and was a part of an offensive line that opened holes for Titans' rushers to amass 180 rushing yards on 42 carries in a 13-10 victory over the Broncos.
- At Kansas City (12/18), started at right tackle and helped pave the way for Titans' ball carriers to gain 148 yards on the ground. Member of an offensive front that allowed just one sack for zero yards on 33 pass attempts.

COLLEGE:

- The three-year letterwinner was a three-year starter at left tackle for the Spartans. He started 38 of his 39 career games (35 at left tackle, three at right tackle) and recorded more than 235 career knockdowns. Three of his career starts at left tackle came in bowl games (2014 Rose, 2015 Cotton, 2016 College Football Playoff Semifinal at Cotton Bowl).
- As a junior (2015), started 12 games at left tackle. Named All-American by numerous outlets, including Sporting News (first team), USA Today (first team), Associated Press (second team), CBS Sports (second team), Football Writers Association of America (second team), Walter Camp

Football Foundation (second team), Phil Steele (third team) and SI.com (honorable mention). Became the first Spartan offensive tackle to be named a first-team All-American since Flozell Adams in 1997. Named first-team All-Big Ten by the coaches and media, as well as Associated Press, Athlon Sports, BTN.com, ESPN.com and Phil Steele. Missed two contests (Purdue and Rutgers) with a leg injury. Had 65.5 knockdowns during the regular season and graded out as a winner in eight of his 10 regular-season games. At Michigan (10/17), returned to action after missing two games and was named the Spartan Offensive Lineman of the Week after recording 7.5 knockdowns. The Spartans won the game on the final play, a mishandled punt attempt by Michigan and subsequent fumble return for a touchdown by Michigan State.

- As a sophomore (2014), started 13 games at left tackle and was named a second-team All-Big Ten selection by coaches and media. Earned first-team All-Big Ten honors by BTN.com and second-team by Athlon Sports and Phil Steele. Led team with 113.5 knockdowns, including nine dominators, and played a team-high 959 snaps. Only allowed 2.5 sacks all season. Recipient of MSU's Outstanding Underclass Lineman Award (offense) for the second year in a row.
- As a redshirt freshman (2013), started 13 games (10 at left tackle; three at right tackle) and saw action in all 14 games in his first season. Started at right tackle the first three games of the season (vs. Western Michigan, South Florida and Youngstown State) and also saw action at left tackle in the first four games. Named first-team Freshman All-American by Sporting News, CollegeFootballNews.com and the Football Writers Association of America and was named to ESPN.com Big Ten All-Freshman Team. Named Academic All-Big Ten. Credited with 55 knockdowns during the regular season.
- As a freshman (2012), redshirted as a preferred walk-on.
- Majored in interdisciplinary studies of the social sciences.

PERSONAL:

- Married to Caitlyn and the couple has a daughter, Riley.
- Attended Plainwell (Mich.) High School, where he started for three seasons for his father, head coach Darren Conklin.
- Earned all-state honorable mention by The Associated Press and The Detroit News as a senior in 2011. Added first-team All-Wolverine Conference and first-team All-Allegan County honors after starting at right tackle and defensive end. Registered two sacks and a team-high 80 tackles as a senior.
- Started two years as a center for his high school basketball team, averaging a double-double as a senior (17.1 points and 10.4 rebounds per game).
- Also lettered in track (shot put and discus) in high school and was a member of the National Honor Society.
- Follow Conklin on Twitter at @jack_conklin74.
- Follow Conklin on Instagram at @jack_conklin78.
- List of favorites: (TV show) "House of Cards"; (movie) "Gladiator"; (musician or band) Blink-182, Granger Smith; (athlete as a child) Cory Schlesinger; (childhood sports teams) Detroit Tigers, Detroit Pistons, Detroit Red Wings; (guilty pleasure) boneless chicken wings and ice cream.
- Born Jonathan Jackson Conklin on Aug. 17, 1994 in Plainwell, Mich.

JACK CONKLIN'S NFL STATISTICS

REGULAR SEASON

Year	Team	GP	GS
2016	Tennessee	16	16
2017	Tennessee	10	10
NFL Totals		26	26

Starts Breakdown:

2016 - RT 16; 2017 - RT 10



37 JOHNATHAN CYPRIEN

SAFETY • 6'0" • 223 LBS • COLLEGE: FLORIDA INTERNATIONAL
ACQUIRED: UNRESTRICTED FREE AGENT (JACKSONVILLE) - 2017
NFL EXPERIENCE (NFL/TITANS): 5/1 • HOMETOWN: NORTH MIAMI BEACH, FLA.
GAMES PLAYED/GAMES STARTED: 64/64 (PLAYOFFS: 0/0)



PRO: At the start of the 2017 NFL free agency period, the Titans targeted veteran leadership in the secondary and signed safety Johnathan Cyprien, bringing the four-year veteran to Nashville. The 6-foot, 223-pounder was originally drafted by the Jacksonville Jaguars in the second round of the 2013 NFL Draft. The Florida International product arrived in Tennessee coming off arguably the best season of his career when he led all NFL safeties with 126 tackles.

CAREER HIGHLIGHTS:

- In 2016, Cyprien led all NFL safeties and finished second on the Jaguars with 126 tackles.
- As a rookie in 2013, Cyprien finished second on the team with 98 tackles, while posting two forced fumbles, an interception, a sack and six passes defended.

TITANS TIDBITS:

- In 2015, Cyprien started the CypSquad ARY Foundation which benefits different programs for at-risk youth in the South Florida area.

CAREER TRANSACTIONS:

- The North Miami Beach, Fla., native was selected by the Jacksonville Jaguars in the second round (33rd overall) of the 2013 NFL Draft.
- Signed by the Titans as an unrestricted free agent on March 10, 2017.

SEASON RECAPS:

2017 (4/4 - Tennessee): Has tied for the team lead in tackles once in 2017 (at PIT).

- Against Oakland (9/10), started at safety in his Titans debut and posted eight tackles. Left the game in the fourth quarter with an injury.
- At Jacksonville (9/17), was inactive.
- Against Seattle (9/24), was inactive.
- At Houston (10/1), was inactive.
- At Miami (10/8), was inactive.
- Against Indianapolis (10/16), was inactive.
- At Cleveland (10/22), was inactive.
- Against Baltimore (11/5), returned to the lineup as the starter at safety and collected two tackles and a quarterback pressure.
- Against Cincinnati (11/12), started at safety and recorded four tackles.
- At Pittsburgh (11/16), started at safety and tied for the team lead with nine tackles. Combined with Brian Orakpo to stop James Conner for no gain on a carry up the middle in the first stanza.

2016 (16/16 - Jacksonville): Ranked second on the team with 126 tackles and added a sack, four passes defended, a forced fumble and a fumble recovery.

- Against Green Bay (9/11), led the team with nine solo tackles.
- At San Diego (9/18), made seven tackles and recovered a fumble caused by Yannick Ngakoue's strip-sack in the second quarter.
- Against Oakland (10/23), collected a season-high 11 solo tackles.
- At Detroit (11/20), notched seven tackles, including two tackles for loss.
- At Buffalo (11/27), posted five solo tackles, including his first sack since his rookie season.
- Against Minnesota (12/11), led the team with 14 tackles and a pass defended. Forced a fumble at the goal line that was recovered by Malik Jackson.
- At Houston (12/18), tallied a career-high 17 tackles, the second-most in the NFL during the 2016 season.

2015 (14/14 - Jacksonville): Started 14 games at strong safety and

collected 107 tackles, two passes defended, an interception, a tackle for loss, a forced fumble and a fumble recovery.

- At Indianapolis (10/4), returned from injury and tallied a team-high 14 tackles and his first career fumble recovery.
- Against Buffalo (10/25), made seven tackles and recorded a forced fumble that was recovered by Josh Evans at the Jacksonville four-yard line.
- At N.Y. Jets (11/8), notched 13 tackles, including two tackles for loss and a pass defended.
- Against Indianapolis (12/13), started at strong safety and made six tackles, a pass defended and an interception, which he returned 48 yards to the Indianapolis one-yard line.
- At Houston (1/3), started at strong safety and finished with a team-high 14 tackles.

2014 (15/15 - Jacksonville): Led the team with a then career-high 111 tackles, the third-most among NFL defensive backs. Started 15 games at strong safety and registered four passes defended, five tackles for loss and three special teams tackles.

- At Tennessee (10/12), registered a then career-high 14 tackles along with a tackle for loss and a pass defended. Added one special teams tackle.
- At Baltimore (12/14), had a team-high nine tackles and added a pass defended.
- At Houston (12/28), produced 11 tackles and two tackles for loss.

2013 (15/15 - Jacksonville): Started 15 games at strong safety as a rookie and ranked second on the team with 98 tackles along with two forced fumbles, an interception, a sack, six passes defended, three quarterback hits and a tackle for loss.

- Against Kansas City (9/8), made NFL debut with start at strong safety and produced three solo tackles and one quarterback hit.
- At Oakland (9/15), led the secondary with eight tackles and forced a fumble of Darren McFadden in the fourth quarter.
- At Seattle (9/22), stripped Russell Wilson in the second quarter, forcing a fumble that was recovered by Brandon Deaderick. Marked his first career sack and second consecutive game with a forced fumble.
- At St. Louis (10/6), led the team with a then career-high 12 tackles.
- At Cleveland (12/1), made his first career interception, picking off Brandon Weeden in the second quarter. Added nine tackles, a pass defended and a special teams tackle.
- At Indianapolis (12/29), led the team with three passes defended and added six solo tackles.

COLLEGE:

- Appeared in 50 career games, starting the final 45 contests at Florida International and totaled a school-record 365 tackles, 22 passes defended, 13.5 tackles for a loss, seven interceptions (one returned for a touchdown), a school-record six forced fumbles, two fumble recoveries and one sack.
- His 213 solo tackles ranked fifth overall (second among defensive backs) among active NCAA FBS players.
- As a senior (2012), named a team captain and selected to the All-Sun Belt Conference first team. Widely-regarded as the top safety to ever play at FIU, he once again led the team with 93 tackles, including school-highs in solo stops (54) and assisted tackles (39). Also recorded a team-high four interceptions, along with five pass breakups, 3.5 tackles for loss and a forced fumble. Started all 12 games, as well as every game the past three seasons (2010-12), and has started the most career games at safety at FIU (45), which is the third-most amount of starts at any position for a Panther.
- As a junior (2011), selected All-Sun Belt Conference second team after recording 81 tackles (third-highest on the team), to go along with 5.5

JOHNATHAN CYPRIEN'S NFL STATISTICS

REGULAR SEASON		TACKLES									INTERCEPTIONS					FUMBLES			
Year	Team	GP	GS	Tot	Solo	Asst	Sk	Yds	QBP	TFL	No	Yds	Lg	TD	PD	FF	FR	Yds	SpT
2013	Jacksonville	15	15	98	82	16	1.0	0.0	NA	NA	1	27	27	0	6	2	0	0	5
2014	Jacksonville	15	15	111	77	34	0.0	0.0	NA	NA	0	0	0	0	3	0	0	0	3
2015	Jacksonville	14	14	107	77	30	0.0	0.0	NA	NA	1	48	48	0	2	1	1	0	1
2016	Jacksonville	16	16	126	96	30	1.0	2.0	NA	NA	0	0	0	0	4	1	1	0	1
2017	Tennessee	4	4	23	17	6	0.0	0.0	1	0	0	0	0	0	0	0	0	0	0
NFL Totals		64	64	465	349	116	2.0	2.0	1	0	2	75	48	0	15	4	2	0	10

Single-Game Highs

Tackles - 17 at Houston (12/18/16)

Interceptions - 1 (Twice, last vs. Indianapolis 12/13/15)

Sacks - 1 (Twice, last at Buffalo 11/27/16)

Forced Fumble - 1 (Four times, last vs. Minnesota 12/11/16)

Fumble Recovery - 1 (Twice, last at San Diego 9/18/16)

Passes Defensed - 3 at Indianapolis (12/29/13)



84 COREY DAVIS

WIDE RECEIVER • 6'3" • 209 LBS • COLLEGE: WESTERN MICHIGAN
ACQUIRED: 1ST ROUND - 2017 • NFL EXPERIENCE: ROOKIE
HOMETOWN: WHEATON, ILL.
GAMES PLAYED/GAMES STARTED: 5/4 (PLAYOFFS: 0/0)



PRO: The Titans selected Corey Davis with the fifth-overall pick in the 2017 NFL Draft, which was obtained in a 2016 trade with the Los Angeles Rams. The 6-foot-3-inch, 209-pound wide receiver brings a complete skill set to his position, excelling in route running, making plays after the catch, and blocking. His 5,285 receiving yards at Western Michigan set an all-time FBS record, and he became the second player in FBS history to record 52 career receiving touchdowns. Davis became the highest drafted player from Western Michigan and the first first-rounder from the school since Jason Babin in 2004. The fifth pick was the highest selection ever used by the Titans/Oilers on a wide receiver by 11 slots, topping the 1998 choice of Kevin Dyson with the 16th pick.

CAREER HIGHLIGHTS:

- Davis set an FBS all-time record with 5,285 career receiving yards.
- In 2016, Davis was a consensus All-American selection after tying for the FBS lead with 19 touchdown receptions, ranking seventh nationally with 1,500 receiving yards, and ranking eighth with 97 catches.
- Davis set Western Michigan records for single-season touchdown receptions (19), single-game receiving yards (272), touchdown receptions in a bowl game (three), career receptions (332), career touchdown receptions (52) and career receiving yards (5,285).

TITANS TIDBITS:

- Davis and his six siblings survived a tough economic upbringing in Wheaton, Ill. While he has always maintained a loving relationship with his parents, Olasheni Timson and Michelle Davis, he made the decision as a high school junior to move into the home of Robin and Dan Graham, who became his legal guardians. Dan, Corey Davis' youth football coach, was an offensive lineman for the Tampa Bay Buccaneers. His son, Ryan Graham, played youth and high school football with Davis and currently plays quarterback at Northern Illinois.
- His brother, Titus, played football at Central Michigan and was signed by the Chargers as a rookie free agent in 2015. Titus also spent time with the Jets and Bills before signing with the Bears during the 2017 offseason.
- One of Davis' favorite quotes is "Never die easy" by Walter Payton, who used the saying as the title to his autobiography.

CAREER TRANSACTIONS:

- The Wheaton, Ill., native was selected by the Titans in the first round (fifth overall) of the 2017 NFL Draft.

SEASON RECAPS:

2017 (5/4): Appeared in his first career NFL game against Oakland (9/10/17). Made his first career NFL start at Jacksonville (9/17/17).
 • Against Oakland (9/10), played as a reserve at wide receiver in his NFL debut and finished second on the team with six receptions for 69 yards. In the team's "Titans era" (1999-2017), his reception total ranks second among all rookies in Week 1 games. Only Tajaé Sharpe had more, with seven catches (9/11/16). Only Sharpe (76 yards) and Kenny Britt (85 yards on 9/10/09) had more receiving yards than Davis in a rookie Week 1 debut. Registered his first career reception and extended the Titans' opening touchdown drive with a leaping 23-yard catch down the right sideline on third-and-eight in the first quarter.
 • At Jacksonville (9/17), made his first career start at wide receiver and caught one pass for four yards before leaving the game in the second quarter with an injury.
 • Against Seattle (9/24), was inactive.
 • At Houston (10/1), was inactive.

- At Miami (10/8), was inactive.
- Against Indianapolis (10/16), was inactive.
- At Cleveland (10/22), was inactive.
- Against Baltimore (11/5), returned to the lineup as a starter at wide receiver and snared two receptions for 28 yards. Helped set up the Titans' first touchdown of the afternoon with a 23-yard, toe-drag reception along the right sideline in the first quarter.
- Against Cincinnati (11/12), started at wide receiver and hauled in four receptions for 48 yards.
- At Pittsburgh (11/16), started at wide receiver and grabbed three receptions for 27 yards. Extended the Titans' first touchdown drive with a 15-yard, toe-drag reception along the sideline in the first quarter.

COLLEGE:

• In four seasons at Western Michigan (2013-16), Davis played and started 50 games. He registered 332 career receptions for 5,285 yards and 52 touchdowns, setting the Mid-American Conference record in each category and becoming the only player in FBS history with 300 catches, 5,000 yards and 50 touchdowns. His 5,285 career receiving yards were the most in FBS history, and he ended his career ranked second all-time in FBS history with 52 career receiving touchdowns (60 by Jarett Dillard). Davis' 332 career receptions ranked fourth all-time in FBS annals.

AS A SENIOR (2016), played and started 13 games and set career highs with 97 receptions, 1,500 receiving yards and 19 touchdowns. He helped his team win the MAC and go undefeated until a Cotton Bowl loss. He had five games of 100-plus yards and six games of two or more receiving touchdowns. Tied for the FBS lead (Carlos Henderson) with 19 touchdown receptions. His receiving yardage total ranked seventh in FBS, while his reception total was eighth. Caught seven or more passes in seven games. He was the only player in FBS with four halves of at least 130 yards and one touchdown. Named a Biletnikoff Award semifinalist and earned All-American honors from Associated Press (first-team), FWAA (first-team), Phil Steele (first-team), USA Today, Sporting News and Sports Illustrated. Named Mid-American Conference Offensive Player of the Year
 • Against Central Michigan (10/1), named MAC Player of the Week following a two-touchdown performance.
 • Against Northern Illinois (10/8), made the ESPN SportsCenter No. 1 Player of the Day with a one-handed catch.
 • At Ball State (11/1), posted 12 catches for a WMU-record 272 yards with three touchdowns. Named MAC Player of the Week.
 • Against Buffalo (11/19), caught a career-high 13 passes for 173 yards and two touchdowns.
 • Against Ohio (12/2), named Offensive Player of the Game in the MAC Championship with eight catches, 144 yards and a touchdown.
 • Against Wisconsin in the Cotton Bowl (1/2/17), posted six receptions for 73 yards and a touchdown.

AS A JUNIOR (2015), played and started 13 games and caught 90 passes for 1,436 yards and 12 touchdowns. Finished fifth in the nation and second in the MAC in receiving yards, and his 6.9 receptions per game ranked third in the league and 11th nationally. His 12 receiving touchdowns were third in the league and 11th nationally. He ended the season with seven consecutive 100-yard games and nine total for the year and was named first-team All-MAC.
 • Against Michigan State (9/4), hauled in 10 passes for 154 yards and a touchdown versus the nation's No. 4 team.
 • Against Murray State (9/19), totaled six catches for 139 yards and two touchdowns.

- At No. 1 Ohio State (9/26), had six catches for 42 yards.
- At Eastern Michigan (10/29), went over 3,000 career receiving yards with seven catches for 105 yards.
- Against Ball State (11/5), named MAC Player of the Week after posting seven catches for 163 yards and three touchdowns.
- Against Bowling Green (11/11), set a career high with 13 catches for 159 yards.
- At Northern Illinois (11/18), caught seven balls for 123 yards including a 72-yard catch.
- At No. 24 Toledo (11/27), scored two receiving touchdowns on six catches for 139 yards, including a 76-yard touchdown reception.
- In Popeyes Bahamas Bowl against Middle Tennessee (12/24), recorded eight catches for 183 yards and a career-long 80-yard touchdown.

AS A SOPHOMORE (2014), finished with 78 receptions for 1,408 yards and 15 touchdowns in 12 games (all starts). Ranked seventh in the nation and first in the MAC in receiving yards. Named first-team All-MAC and Phil Steele first-team All-MAC. His 15 touchdowns tied him for third-best in the nation. Went over 100 yards receiving in eight games. Recorded at least two touchdown receptions three times. Ended the season with a touchdown reception in 10-straight games.

- Against Ohio (10/25), finished with nine receptions for a then-career-best 212 yards and two touchdowns and was named MAC West Offensive Player of the Week.
- At Central Michigan (11/22), recorded nine receptions with 104 yards and two touchdowns.
- Against Air Force in the Famous Idaho Potato Bowl (12/20), became first player in program history to catch more than one touchdown in a bowl game with eight receptions, 176 yards and three touchdowns, earning WMU's MVP honors in the contest.

AS A FRESHMAN (2013), played and started 11 games and set WMU freshman records for receiving yards (941), receptions (67) and 100-yard games (five). Named MAC Freshman of the Year, earned Freshman All-America honors from FWAA and College Football News, and was a second-team All-MAC selection.

- At Michigan State (8/30), scored his first career touchdown in his collegiate debut.
- Against Nicholls (9/7), recorded his first career 100-yard receiving game (116 yards).
- At Northwestern (9/14), scored on 75-yard pass play.
- At UMass (10/26), recorded his first career 10-catch game and first two-

touchdown game, accumulating 154 yards and a pair of touchdowns on a season-high 10 receptions.

- Majored in sports management at Western Michigan.

PERSONAL:

- Attended Wheaton-Warrenville (Ill.) High School, where he totaled 45 receptions and six receiving touchdowns as a senior. He added three touchdowns on returns and was named all-conference and all-area.
- Follow Davis on Twitter at @c_davis_81, on Instagram at @coreydavis84, and on Snapchat at coreydavis3.
- List of favorites: (TV show) "Game of Thrones"; (movie) "Friday Night Lights"; (musician) Future; (athlete as a child) Walter Payton; (food) deep dish pizza; and (song on his pregame playlist) "Over" by Drake.
- Born Corey Damon Davis on Jan. 11, 1995 in Chicago, Ill.

COREY DAVIS' COLLEGE STATISTICS

Year	Team	GP	GS	RECEIVING					RUSHING				
				No	Yds	Avg	Lg	TD	Att	Yds	Avg	Lg	TD
2013	Western Mich.	11	11	67	941	14.0	75t	6	1	2	2.0	2	0
2014	Western Mich.	12	12	78	1,408	18.1	75t	15	0	0	-	-	0
2015	Western Mich.	13	13	90	1,436	16.0	80t	12	1	11	11.0	11	0
2016	Western Mich.	14	14	97	1,500	15.5	70t	19	1	0	0.0	0	0
College Totals		50	50	332	5,285	15.9	80t	52	3	13	4.3	11	0

Single-Game Highs

Receptions - 13 (Twice, last vs. Buffalo, 11/19/16)
 Receiving Yards - 272 vs. Ball State (11/8/16)

Long Reception - 80t vs. Middle Tennessee (12/24/15)
 Receiving Touchdowns - 3 (Four times, last vs. Ball State, 11/11/16)

COREY DAVIS' GAME-BY-GAME

2017 Tennessee Titans				RECEIVING													
Date	Opp.	W/L	P/S	No	Yds	Avg	Lg	TD									
Sept 10	Oak	L	p	6	69	11.5	23	0	Nov 12	Cin	W	S	4	48	12.0	19	0
Sept 17	@ Jax	W	S	1	4	4.0	4	0	Nov 16	@ Pit	L	S	3	27	9.0	15	0
Sept 24	Sea	W	IA						Nov 26	@ Ind							
Oct 1	@ Hou	L	IA						Dec 3	Hou							
Oct 8	@ Mia	L	IA						Dec 10	@ Ari							
Oct 16	Ind	W	IA						Dec 17	@ SF							
Oct 22	@ Cle	W	IA						Dec 24	LAR							
Nov 5	Bal	W	S	2	28	14.0	23	0	Dec 31	Jax							
Totals									6-4	5/4		16	176	11.0	23	0	

COREY DAVIS' NFL STATISTICS

REGULAR SEASON				RECEIVING						RUSHING				
Year	Team	GP	GS	No	Yds	Avg	Lg	TD	Att	Yds	Avg	Lg	TD	
2017	Tennessee	5	4	16	176	11.0	23	0	0	0	0.0	0	0	
NFL Totals		5	4	16	176	11.0	23	0	0	0	0.0	0	0	

Single-Game Highs

Receptions - **6 vs. Oakland (9/10/17)**
 Receiving Yards - **69 vs. Oakland (9/10/17)**

Long Reception - **23 (Twice, last vs. Baltimore 11/5/17)**
 Touchdowns -



87 ERIC DECKER

WIDE RECEIVER • 6'3" • 214 LBS • COLLEGE: MINNESOTA
ACQUIRED: FREE AGENT - 2017 • NFL EXPERIENCE (NFL/TITANS): 8/1
HOMETOWN: COLD SPRING, MINN.
GAMES PLAYED/GAMES STARTED: 105/79 (PLAYOFFS: 5/5)



PRO: The Titans signed Eric Decker late in the 2017 offseason to bolster the wide receiving corps and provide experience and production both outside and in the slot. The 6-foot-3-inch, 214-pounder spent the first four seasons of his career as a member of the Denver Broncos after being drafted in the third round of the 2010 NFL Draft. Prior to joining the Titans, Decker spent three seasons with the N.Y. Jets. The University of Minnesota product has three 1,000-yard receiving seasons and three double-digit touchdown campaigns on his résumé. He also has a knack for finding the end zone having registered 52 career touchdowns through 2016. Decker enjoyed his greatest statistical success in 2013, when he posted career highs with 87 receptions for 1,288 yards to go along with 11 receiving scores.

CAREER HIGHLIGHTS:

- In his first seven NFL seasons (2010-16), appeared in 95 games with 75 starts and posted 385 receptions for 5,253 yards and 52 touchdowns.
- Since the start of 2012, Decker ranks tied for fifth in the NFL with 43 receiving touchdowns.
- Of his 41 touchdowns since 2012, 33 have come inside the red zone, the second most in the league behind only Brandon Marshall.
- Joined Calvin Johnson and Demaryius Thomas as one of just three players in the league to have produced at least 70 receptions, 900 receiving yards and five touchdowns in each of the seasons between 2013-16, despite averaging 33 fewer targets per season than the other two.
- In 2015, Decker finished with 80 receptions for 1,027 yards, his first 1,000-yard effort as a Jet and third in a span of four seasons, to go along with 12 touchdowns.
- In 2013, Decker started all 16 regular season games for the Broncos and set career highs with 87 receptions and 1,288 receiving yards, which ranked second on the team. Also finished third on the squad with 11 touchdowns.
- In 2012, Decker set then career-highs with 85 receptions, 1,064 receiving yards and 13 receiving touchdowns—ranking second in the NFL in the final category.
- In 2011, Decker led the Broncos in receptions (44) and receiving yards (612) in his first year as a starter for the Broncos while totaling the second most receiving touchdowns (8) in team history by a player in his first or second season.

TITANS TIDBITS:

- Decker and his wife, Jessie, are co-founders of the Decker's Dogs Foundation. Decker's Dogs aims to rescue, care and train service dogs for military veterans returning home with disabilities. For more information on the foundation, please visit ejdeckerfoundation.com.
- Eric and Jessie have teamed up with STOMP Out Bullying to educate students, teachers and parents about the dangers of bullying.
- Decker played outfield for the Minnesota Golden Gophers' baseball team and was drafted twice in the Major League Baseball Draft—by the Milwaukee Brewers in 2008 (38th round) and the Minnesota Twins in 2009 (27th round).
- Decker wears No. 87 for a couple reasons: He was the 87th overall player selected in the 2010 NFL Draft; and he was born in '87.

CAREER TRANSACTIONS:

- The Cold Spring, Minn., native was originally selected by the Denver Broncos in the third round (87th overall) of the 2010 NFL Draft.
- Signed by the New York Jets as an unrestricted free agent on March 13,

2014.

- Waived by the Jets on June 7, 2017.
- Signed by the Titans as a free agent on June 19, 2017.

SEASON RECAPS:

2017 (10/4 - Tennessee): Has led the team in receptions once in 2017 (vs. IND). Has led the team in receiving yards once in 2017 (vs. IND). Saw action in his 100th career regular season game at Miami (10/8/17). Collected his 400th career reception at Miami (10/8/17). Has tied for the team lead in receiving yards once in 2017 (at MIA).

- Against Oakland (9/10), started at wide receiver in his Titans debut and snared three catches for 10 yards.
- At Jacksonville (9/17), played as a reserve at wide receiver and snared three receptions for 32 yards. Returned an onside kick for 22 yards in the fourth quarter. Kept the Titans' opening scoring drive alive with a 10-yard grab on third-and-two in the first quarter.
- Against Seattle (9/24), saw action as a reserve at wide receiver and snagged four catches for 49 yards. Extended the Titans' opening scoring drive with a 17-yard grab on third-and-15 late in the first quarter.
- At Houston (10/1), started at wide receiver and registered two catches for 13 yards.
- At Miami (10/8), played as a reserve at wide receiver in his 100th career regular season game. Caught four passes and tied for the team lead with 34 receiving yards. On his third reception of the game, a seven-yard grab, recorded his 400th career reception becoming the 30th active NFL player to reach the mark.
- Against Indianapolis (10/16), started at wide receiver and led the team with seven receptions and 88 receiving yards. Helped set up the Titans' second score with a 27-yard catch in the first quarter. Converted a third-and-six with an eight-yard reception during a scoring drive in the third quarter.
- At Cleveland (10/22), started at wide receiver.
- Against Baltimore (11/5), played as a reserve at wide receiver and caught three passes for 21 yards with his first touchdown in a Titans uniform. Gave the Titans a 23-13 lead with an 11-yard touchdown catch on third-and-three in the fourth quarter.
- Against Cincinnati (11/12), saw action as a reserve at wide receiver and snared two receptions for 19 yards. Set up the Titans' late field goal just before the half with a nine-yard quick slant with two second left on the clock. Kept the Titans' game-winning touchdown drive alive by drawing a defensive holding penalty on third-and-five in the fourth quarter.
- At Pittsburgh (11/16), played as a reserve at wide receiver and grabbed three receptions for 37 yards.

2016 (3/3 - N.Y. Jets): Started three games at wide receiver and caught nine passes for 194 yards with two touchdowns. Was inactive for two games before being placed on injured reserve on Oct. 12, 2016.

- Against Cincinnati (9/11), started in season opener where he recorded two receptions for 37 yards, including a 15-yard touchdown grab.
- At Buffalo (9/15), brought in six receptions for a game-high 126 yards, including one touchdown.

2015 (15/13 - N.Y. Jets): Saw action in 15 games with 13 starts as he registered his first 1,000-yard receiving season as a member of the Jets. Collected 80 receptions for 1,027 yards and 12 touchdowns. Was inactive for one contest. Combined with Brandon Marshall to set a new Jets record for touchdown receptions among the team's top wide receivers in a single season (26), as the pair also led all NFL wide receiver duos in receptions (189), while finishing second in combined yards (2,529). The Decker/

Marshall combo each scored a touchdown in the same game nine times, besting the NFL mark of seven set in 1998 by Vikings receivers Cris Carter and Randy Moss.

- At Indianapolis (9/21), before exiting the game with an injury in the fourth quarter, snagged eight passes for 97 yards. Caught his second touchdown of the season on a six-yard strike to open the scoring.
- At New England (10/25), reeled in five receptions on third down, four of which resulted in first downs, while totaling his third-highest yardage output of the season with 94 yards.
- At Oakland (11/1), caught six passes for 60 yards while also hauling in a touchdown reception in the third quarter from Geno Smith.
- Against Jacksonville (11/8), led the team with six receptions for 79 yards while adding a touchdown on a seven-yard catch to take an early lead in the first quarter.
- Against Buffalo (11/12), led all receivers in receptions (six) and receiving yards (85), adding a 31-yard touchdown (his longest of the season) midway through the fourth quarter.
- At N.Y. Giants (12/6), logged his first 100-yard performance of the season after catching eight passes for 101 yards. Along with Brandon Marshall (12 receptions for 131 yards), the pair became the first tandem in Jets history to each surpass 100 receiving yards in a road win since 1986.
- Against Tennessee (12/13), scored on a 16-yard pass in the first quarter of the game, giving the Jets a 7-0 lead.

2014 (15/15 - N.Y. Jets): Started 15 games and led the team with 74 receptions, 962 receiving yards and five touchdowns (five). His catches and receiving yards were the most by a Jets receiver since 2007.

- Against Oakland (9/7), in his first game with the Jets, he was targeted a team-high six times and made five receptions. Posted a game-high 74 receiving yards.
- At Green Bay (9/14), caught his first touchdown as a member of the Jets on a 29-yard pass from Geno Smith.
- Against Denver (10/12), notched six receptions, including a two-yard touchdown toss from Geno Smith.
- At Kansas City (11/2), hauled in a season-high nine receptions for 63 yards and his fourth touchdown of the season.
- At Tennessee (12/15), caught seven passes for 100 yards, marking the first time he reached the century mark in 2014.
- At Miami (12/28), tallied 10 receptions for a career-high 221 yards. Caught a career-long 74-yard touchdown from Geno Smith. His 221 yards are the second highest single-game total in team history behind Don Maynard's 228 yards (11/17/68 at OAK).

2013 (16/16, 3/3 - Denver): Started all 16 regular season games and set career highs in 87 receptions and 1,288 receiving yards, which ranked second on the team. Finished third on the team with 11 touchdowns. Started all three playoff games and registered eight receptions for 111 yards.

- Against Oakland (9/15), finished with eight catches for 133 yards. Had a then career-long reception of 61 yards and also finished with one touchdown.
- At Indianapolis (10/20), set a then career high in receiving yards with 150 and had one touchdown.
- At Kansas City (12/1), notched four touchdowns on eight catches, which set a Broncos franchise record. Also tallied a then career-best 174 yards.
- Against Tennessee (12/8), collected at least 100 receiving yards in consecutive games for the first time in his career with 117 yards and one touchdown.
- At Houston (12/22), posted a career-high 10 receptions for 131 yards and two touchdowns.
- Against New England (1/19), posted five receptions for 73 yards.

2012 (16/15, 1/1 - Denver): Played all 16 regular season games with 15 starts and set then career-highs with 85 receptions, 1,064 receiving yards and 13 receiving touchdowns—ranking second in the NFL in the final category. Started the lone playoff contest and tallied six receptions for 84 yards.

- Against Houston (9/23), set a career high with 136 receiving yards on eight catches.
- At Cincinnati (11/4), matched career highs with eight receptions and two touchdown catches to mark his fifth-straight game with at least one touchdown.
- Against San Diego (11/18), caught his 100th career pass and took it 20 yards for his eighth touchdown of the season during the third quarter,

becoming just the third player in team history with at least eight touchdown catches in back-to-back seasons.

- At Baltimore (12/16), matched his career high with eight catches and produced a game-high 133 receiving yards—the second highest total of his career.
- Against Kansas City (12/30), posted his sixth career multiple-touchdown game and topped the 1,000-yard mark for the first season of his career.
- Against Baltimore (1/12), tied for a team-high six catches and led Denver with 84 yards in Denver's AFC Divisional Playoff Game.

2011 (16/13, 1/1 - Denver): Played in all 16 games with 13 starts in the regular season and led the Broncos with 44 receptions for 612 yards with eight touchdowns. Added six punt returns for 133 yards, including a 90-yard touchdown, and returned two kickoffs for 50 yards. Totaled the second most receiving touchdowns (8) by a Bronco in his first or second season.

- Against Oakland (9/12), registered the third-longest punt return for a touchdown (90 yards) in franchise history in the season opener despite never returning a punt at any level entering the game.
- Against Cincinnati (9/18), totaled five receptions for 133 yards and two touchdowns in his first career start.
- Against Pittsburgh (1/8), started Denver's AFC Wild Card Playoff Game but left the game and missed the rest of the postseason with a knee injury.

2010 (14/0 - Denver): Played 14 games as a rookie and totaled six receptions for 106 yards with one touchdown. Led the club with 22 kickoff returns for 556 yards, with his 25.3-yard average ranking third in the NFL among rookies. Tied for third on the team with nine special teams stops.

- Against St. Louis (11/28), recorded his first two NFL receptions, including a season-long 38-yard catch in the fourth quarter.
- At Arizona (12/12), set a franchise record with 211 yards on seven kickoff returns (30.1 avg.).
- Against San Diego (1/2), caught his first career touchdown pass on a six-yard reception from quarterback Tim Tebow in the regular-season finale.

COLLEGE:

- Was a two-sport athlete (football and baseball) at the University of Minnesota, where he played in 45 career games with 35 starts and totaled 227 receptions for 3,119 yards (13.7 avg.) with 24 touchdowns. Totaled 11 career 100-yard receiving games.
- As a senior (2009), led the Big Ten Conference and finished 15th in the nation with 94.8 receiving yards per game, earning second-team Lowe's Senior CLASS All-America honors.
- As a junior (2008), set a school record with 84 receptions for 1,074 yards (12.8 avg.) with seven touchdowns, while receiving honorable mention All-America accolades and first-team All-Big Ten recognition.
- Graduated with a degree in business and marketing from Minnesota.

PERSONAL:

- Attended Rocori (Cold Spring, Minn.) High School where he played football, basketball and baseball, earning all-conference, all-area and all-section honors in all three sports.
- Named Team MVP twice for football, recording 2,156 receiving yards with 28 touchdowns during his prep career.
- Follow Decker on Twitter at @EricDecker87.
- Follow Decker on Instagram at @edeck87.
- Born Eric Thomas Decker on March 15, 1987 in Cold Spring, Minn.

ERIC DECKER'S GAME-BY-GAME

2010 Denver Broncos

Date	Opp.	W/L	P/S	RECEIVING				
				No	Yds	Avg	Lg	TD
Sept 12	@ Jax	L	p	0	0	-	0	0
Sept 19	Sea	W	p	0	0	-	0	0
Sept 26	Ind	L	IA					
Oct 3	@ Ten	W	p	0	0	-	0	0
Oct 10	@ Bal	L	IA					
Oct 17	NYJ	L	p	0	0	-	0	0
Oct 24	Oak	L	p	0	0	-	0	0
Oct 31	@ SF	L	p	0	0	-	0	0
Nov 14	KC	W	p	0	0	-	0	0
Nov 22	@ SD	L	p	0	0	-	0	0
Nov 28	StL	L	p	2	48	24.0	38	0
Dec 5	@ KC	L	p	1	28	28.0	28	0
Dec 12	@ Ari	L	p	1	8	8.0	8	0
Dec 19	@ Oak	L	p	0	0	-	0	0
Dec 26	Hou	W	p	0	0	-	0	0
Jan 2	SD	L	p	2	22	11.0	16	1
Totals		4-12	14/0	6	106	17.7	38	1

2011 Denver Broncos

Date	Opp.	W/L	P/S	RECEIVING				
				No	Yds	Avg	Lg	TD
Sept 12	Oak	L	p	3	53	17.7	23	0
Sept 18	Cin	W	S	5	113	22.6	52t	2
Sept 25	@ Ten	L	S	7	48	6.9	10	0
Oct 2	@ GB	L	p	5	56	11.2	33t	2
Oct 9	SD	L	p	2	-4	-2.0	0	0
Oct 23	@ Mia	W	S	2	21	10.5	16	0
Oct 30	Det	L	S	6	72	12.0	16	1
Nov 6	@ Oak	W	S	3	47	15.7	27t	1
Nov 13	@ KC	W	S	1	56	56.0	56t	1
Nov 17	NYJ	W	S	0	0	-	0	0
Nov 27	@ SD	W	S	3	65	21.7	39	1
Dec 4	@ Min	W	S	2	25	12.5	17	0
Dec 11	Chi	W	S	3	33	11.0	23	0
Dec 18	NE	L	S	1	22	22.0	22	0
Dec 24	@ Buf	L	S	0	0	-	-	0
Jan 1	KC	L	S	1	5	5.0	5	0
Totals		8-8	16/13	44	612	13.9	56t	8
Postseason								
Jan 8	Pit	W	S	0	0	-	0	0
Totals		0-1	1/1	0	0	-	0	0

2012 Denver Broncos

Date	Opp.	W/L	P/S	RECEIVING				
				No	Yds	Avg	Lg	TD
Sept 9	Pit	W	S	5	54	10.8	17	0
Sept 17	@ Atl	L	S	4	53	13.3	18	0
Sept 23	Hou	L	S	7	79	11.3	19	1
Sept 30	Oak	W	S	7	79	11.3	19	1
Oct 7	@ NE	L	S	4	21	5.3	12	1
Oct 15	@ SD	W	p	6	98	16.3	55	1
Oct 28	NO	W	S	4	43	10.8	23	2
Nov 4	@ Cin	W	S	8	99	12.4	30	2
Nov 11	@ Car	W	S	2	15	7.5	13	0
Nov 18	SD	W	S	2	23	11.5	20t	1
Nov 25	@ KC	W	S	4	64	16.0	29	0
Dec 2	TB	W	S	2	17	8.5	12	0
Dec 6	@ Oak	W	S	8	88	11.0	29	0
Dec 16	@ Bal	W	S	8	133	16.6	51t	1
Dec 23	Cle	W	S	6	65	10.8	15	2
Dec 30	KC	W	S	7	76	10.9	18t	2
Totals		13-3	16/15	85	1,064	12.5	55	13
Postseason								
Jan 12	Bal	L	S	6	84	14.0	32	0
Totals		0-1	1/1	6	84	14.0	32	0

2013 Denver Broncos

Date	Opp.	W/L	P/S	RECEIVING				
				No	Yds	Avg	Lg	TD
Sept 5	Bal	W	S	2	32	16.0	27	0
Sept 15	@ NYG	W	S	9	87	9.7	19	0
Sept 23	Oak	W	S	8	133	16.6	61	1

Sept 29	Phi	W	S	5	88	17.6	52	0
Oct 6	@ Dal	W	S	5	87	17.4	57	1
Oct 13	Jax	W	S	5	50	10.0	23	0
Oct 20	@ Ind	L	S	8	150	18.8	49	1
Oct 27	Was	W	S	4	42	10.5	19	0
Nov 10	@ SD	W	S	3	52	17.3	34	0
Nov 17	KC	W	S	5	71	14.2	33	0
Nov 24	@ NE	L	S	1	5	5.0	5	0
Dec 1	@ KC	W	S	8	174	21.8	42	4
Dec 8	Ten	W	S	8	117	14.6	24	1
Dec 12	SD	L	S	2	42	21.0	21	0
Dec 22	@ Hou	W	S	10	131	13.1	35	2
Dec 29	@ Oak	W	S	4	27	6.8	12	1
Totals		13-3	16/16	87	1,288	14.8	61	11

Postseason

Jan 12	SD	W	S	2	32	16.0	19	0
Jan 19	NE	W	S	5	73	14.6	21	0
Feb 2	Sea	L	S	1	6	6.0	6	0
Totals		1-1	3/3	8	111	13.9	21	0

2014 New York Jets

Date	Opp.	W/L	P/S	RECEIVING				
				No	Yds	Avg	Lg	TD
Sept 7	Oak	W	S	5	74	14.8	24	0
Sept 14	@ GB	L	S	4	63	15.8	29t	1
Sept 22	Chi	L	S	1	19	19.0	19	0
Sept 28	Det	L	S	4	48	12.0	18	1
Oct 5	SD	L	IA					
Oct 12	Den	L	S	6	54	9.0	15	1
Oct 16	@ NE	L	S	4	65	16.3	24	0
Oct 26	Buf	L	S	7	40	5.7	11	0
Nov 2	@ KC	L	S	9	63	7.0	15	1
Nov 9	Pit	W	S	3	24	8.0	14	0
Nov 24	@ Buf	L	S	4	63	15.8	34	0
Dec 1	Mia	L	S	2	18	9.0	11	0
Dec 7	@ Min	L	S	6	89	14.8	29	0
Dec 14	@ Ten	W	S	7	100	14.3	48	0
Dec 21	NE	L	S	2	21	10.5	13	0
Dec 28	@ Mia	W	S	10	221	22.1	74t	1
Totals		4-12	15/15	74	962	13.0	74t	5

2015 New York Jets

Date	Opp.	W/L	P/S	RECEIVING				
				No	Yds	Avg	Lg	TD
Sept 13	Cle	W	S	2	37	18.5	22	1
Sept 21	@ Ind	W	S	8	97	12.1	20	1
Sept 27	Phi	L	IA					
Oct 4	@ Mia	W	p	4	46	11.5	26	1
Oct 18	Was	W	S	4	59	14.8	35	1
Oct 25	@ NE	L	S	6	94	15.7	24	0
Nov 1	@ Oak	L	S	6	60	10.0	21	1
Nov 8	Jax	W	p	6	79	13.2	25	1
Nov 12	Buf	L	S	6	85	14.2	31t	1
Nov 22	@ Hou	L	S	4	81	20.3	25	0
Nov 29	Mia	W	S	5	62	12.4	24	1
Dec 6	@ NYG	W	S	8	101	12.6	17	0
Dec 13	Ten	W	S	7	74	10.6	20	1
Dec 19	@ Dal	W	S	6	55	9.2	13	1
Dec 27	NE	W	S	3	47	15.7	25	1
Jan 3	@ Buf	L	S	5	50	10.0	21t	1
Totals		10-6	15/13	80	1,027	12.8	35	12

2016 New York Jets

Date	Opp.	W/L	P/S	RECEIVING				
				No	Yds	Avg	Lg	TD
Sept 11	Cin	L	S	2	37	18.5	22	1
Sept 15	@ Buf	W	S	6	126	21.0	35	1
Sept 25	@ KC	L	S	1	31	31.0	31	0
Oct 2	Sea	L	IA					
Oct 9	@ Pit	L	IA					
Oct 17	@ Ari							
Placed on injured reserve on Oct. 12, 2016								
Totals		5-11	3/3	9	194	21.6	35	2

ERIC DECKER'S GAME-BY-GAME CONT.

2017 Tennessee Titans				RECEIVING													
Date	Opp.	W/L	P/S	No	Yds	Avg	Lg	TD									
Sept 10	Oak	L	S	3	10	3.3	8	0	Nov 12	Cin	W	p	2	19	9.5	10	0
Sept 17	@ Jax	W	p	3	32	10.7	16	0	Nov 16	@ Pit	L	p	3	37	12.3	24	0
Sept 24	Sea	W	p	4	49	12.3	17	0	Nov 26	@ Ind							
Oct 1	@ Hou	L	S	2	13	6.5	7	0	Dec 3	Hou							
Oct 8	@ Mia	L	p	4	34	8.5	14	0	Dec 10	@ Ari							
Oct 16	Ind	W	S	7	88	12.6	27	0	Dec 17	@ SF							
Oct 22	@ Cle	W	S	0	0	-	0	0	Dec 24	LAR							
Nov 5	Bal	W	p	3	21	7.0	11t	1	Dec 31	Jax							
Totals									6-4	10/4		31	303	9.8	27	1	

ERIC DECKER'S NFL STATISTICS

REGULAR SEASON				RECEIVING					RUSHING				
Year	Team	GP	GS	No	Yds	Avg	Lg	TD	Att	Yds	Avg	Lg	TD
2010	Denver	14	0	6	106	17.7	38	1	0	0	-	0	0
2011	Denver	16	13	44	612	13.9	56t	8	1	1	1.0	1	0
2012	Denver	16	15	85	1,064	12.5	55	13	0	0	-	0	0
2013	Denver	16	16	87	1,288	14.8	61	11	0	0	-	0	0
2014	New York Jets	15	15	74	962	13.0	74t	5	0	0	-	0	0
2015	New York Jets	15	13	80	1,027	12.8	35	12	0	0	-	0	0
2016	New York Jets	3	3	9	194	21.6	35	2	0	0	-	0	0
2017	Tennessee	10	4	31	303	9.8	27	1	0	0	-	0	0
NFL Totals		105	79	416	5,556	13.4	74t	53	1	1	1.0	1	0

PUNT RETURNS								KICKOFF RETURNS				
Year	Team	No	FC	Yds	Avg	Lg	TD	No	Yds	Avg	Lg	TD
2010	Denver	0	0	0	-	0	0	22	556	25.3	51	0
2011	Denver	6	1	133	22.2	90t	1	2	50	25.0	34	0
2012	Denver	2	0	22	11.0	13	0	0	0	-	0	0
2013	Denver	1	2	2	2.0	2	0	0	0	-	0	0
2015	New York Jets	1	3	11	11.0	11	0	0	0	-	0	0
2017	Tennessee	0	0	0	-	0	0	1	22	22.0	22	0
NFL Totals		10	6	168	16.8	90t	1	25	628	25.1	51	0

POSTSEASON				RECEIVING					RUSHING				
Year	Team	GP	GS	No	Yds	Avg	Lg	TD	Att	Yds	Avg	Lg	TD
2011	Denver	1	1	0	0	-	0	0	1	9	9.0	9	0
2012	Denver	1	1	6	84	14.0	32	0	0	0	-	0	0
2013	Denver	3	3	8	111	13.9	21	0	0	0	-	0	0
NFL Totals		5	5	14	195	13.9	32	0	1	9	9.0	9	0

PUNT RETURNS								KICKOFF RETURNS				
Year	Team	No	FC	Yds	Avg	Lg	TD	No	Yds	Avg	Lg	TD
2013	Denver	4	1	75	18.8	47	0	0	0	-	0	0
NFL Totals		4	1	75	18.8	47	0	0	0	-	0	0

Single-Game Highs

Receptions - 10 (Twice, last at Miami 12/28/14)
 Receiving Yards - 221 at Miami (12/28/14)
 Long Reception - 74t at Miami (12/28/14)
 Receiving Touchdowns - 4 at Kansas City (12/1/13)
 Rushing Attempts - 1 at Green Bay (10/2/11)
 Rushing Yards - 1 at Green Bay (10/2/11)
 Long Rush - 1 at Green Bay (10/2/11)

Punt Returns - 5 vs. Oakland (9/12/11)
 Punt Return Yards - 128 vs. Oakland (9/12/11)
 Punt Return Long - 90t vs. Oakland (9/12/11)
 Punt Return Touchdown - 1 vs. Oakland (9/12/11)
 Kickoff Returns - 7 (Twice, last at Oakland 12/19/10)

Kickoff Return Yards - 211 at Arizona (12/12/10)
 Kickoff Return Long - 51 at Arizona (12/12/10)

Playoff Single-Game Highs

Receptions - 6 vs. Baltimore (1/12/13)
 Receiving Yards - 84 vs. Baltimore (1/12/13)
 Long Reception - 32 vs. Baltimore (1/12/13)
 Rushing Attempts - 1 vs. Pittsburgh (1/8/12)
 Rushing Yards - 9 vs. Pittsburgh (1/8/12)
 Long Rush - 9 vs. Pittsburgh (1/8/12)

Additional Statistics

Fumble Recovery - 1 vs. Jacksonville (10/13/13)



92 KEVIN DODD

OUTSIDE LINEBACKER • 6'5" • 277 LBS • COLLEGE: CLEMSON
ACQUIRED: 2ND ROUND - 2016 • NFL EXPERIENCE (NFL/TITANS): 2/2
HOMETOWN: GREENVILLE, S.C.
GAMES PLAYED/GAMES STARTED: 12/1 (PLAYOFFS: 0/0)



PRO: The Titans selected Kevin Dodd in the second round of the 2016 NFL Draft. The 6-foot-5-inch, 277-pounder transitioned to a 3-4 outside linebacker with the Titans after playing defensive end at Clemson. He appeared in nine games with one start as a rookie. In college, Dodd played behind pro talent in his first three seasons before bursting on the scene as a redshirt junior in 2015. In his final collegiate campaign the Greenville, S.C., native tallied 12 sacks and 23.5 stops for loss.

CAREER HIGHLIGHTS:

- Dodd appeared in nine games as a rookie in 2016, tallying his first career start and first career sack at Detroit on Sept. 18.
- Dodd enjoyed a stellar junior campaign at Clemson when he started all 15 games, ranked second in the nation with 23.5 tackles for loss and finished in the top 10 nationally with 12 sacks.
- Dodd had a spectacular showing in the National Championship Game against Alabama when he produced a career-high five tackles for loss and three sacks, both of which set Clemson single-game postseason records.

TITANS TIDBITS:

- Dodd attended the first round of the 2016 NFL Draft in Chicago. After not being selected he returned home, and when the second round started he got the call from the Titans on a car ride to dinner with friends. Dodd states not being selected in the first round will serve as motivation during his career.
- Dodd says that his grandmother Mamae Charles served as an inspiration in his life and her guidance in the early years helped him reach his football dreams. She passed away when he was in sixth grade and to this day he plays to honor her life.

CAREER TRANSACTIONS:

- The Greenville, S.C., native was selected by the Titans in the second round (33rd overall) of the 2016 NFL Draft.

SEASON RECAPS:

2017 (3/0):

- Against Oakland (9/10), was inactive.
- At Jacksonville (9/17), was inactive.
- Against Seattle (9/24), played as a reserve at outside linebacker and notched a tackle.
- At Houston (10/1), was inactive.
- At Miami (10/8), was inactive.
- Against Indianapolis (10/16), was inactive.
- At Cleveland (10/22), was inactive.
- Against Baltimore (11/5), saw action as a reserve at outside linebacker.
- Against Cincinnati (11/12), played limited snaps as a reserve at outside linebacker.
- At Pittsburgh (11/16), was inactive.

2016 (9/1): Played in nine games with one start at outside linebacker as a rookie and registered nine tackles, a sack, four quarterback pressures and a stop for loss. Was inactive for three contests. Placed on injured reserve on Dec. 6, 2016. Tied for the team lead in quarterback pressures once in 2016 (at DET). Appeared in his first career NFL game against Minnesota (9/11/16). Made his first career NFL start and notched his first career sack at Detroit (9/18/16).

- Against Minnesota (9/11), made his NFL debut as a reserve outside linebacker.
- At Detroit (9/18), made his first career NFL start at outside linebacker

and posted six tackles, including his first career sack, a team-high four quarterback pressures and a stop for loss. Collected his first career sack by dropping Matthew Stafford for a six-yard loss on the final play of the first half.

- Against Cleveland (10/16), played as a reserve at outside linebacker and notched a tackle.
- At San Diego (11/6), played as a reserve at outside linebacker and tallied a tackle.
- Against Green Bay (11/13), saw action as a reserve at outside linebacker and notched a tackle.

COLLEGE:

- Played parts of four seasons at Clemson and blossomed into one of the nation's top pass rushers in 2015. Notched 107 tackles, 26.5 tackles for loss and 12 sacks over 39 career games. Declared early for the 2016 NFL Draft following the National Championship Game against Alabama.
- As a redshirt junior (2015), named honorable mention All-ACC by the media after starting all 15 games and registering 86 tackles, 23.5 for loss and 12 sacks. Also added 13 quarterback pressures and ranked second nationally in tackles for loss to teammate Shaq Lawson. Ranked in the national top 10 in sacks.
- Against Notre Dame (10/3), named ACC Defensive Lineman of the Week after compiling 3.5 tackles for loss and two sacks in win over Fighting Irish.
- Against Alabama (1/11), had a career-high five tackles for loss and three sacks, both of which set Clemson single-game postseason records, in the National Championship Game.
- As a redshirt sophomore (2014), played in 12 games as a reserve and tallied eight tackles, 2.5 tackles for loss and three quarterback pressures.
- As a sophomore (2013), saw action in four games as a reserve and notched seven tackles, a half tackle for loss and one quarterback pressure. Suffered a season-ending injury in the fourth game and received a medical redshirt.
- As a freshman (2012), played in eight games as a reserve and collected six tackles.
- Majored in sociology at Clemson.

PERSONAL:

- Single, splits time between Nashville and Greenville, S.C.
- Spent the 2011 season at Hargrave Military Academy.
- Attended Riverside High School and was named No. 14 player in South Carolina by Rivals.com and No. 27 player in South Carolina by SuperPrep.
- Played in the South Carolina North-South High School All-Star game and had five tackles, two sacks, a caused fumble and recovered fumble.
- As a senior, was an all-region and all-county selection after producing 78 tackles, 22 tackles for loss, nine sacks, three caused fumbles, one recovered fumble and four pass breakups.
- Named Riverside High School Field Athlete of the Year and was voted as a team captain as a senior. Set school records in the shot (49' 1") and discus (128' 6.5").
- Was a county champion in the shotput, runner-up in the discus and named Greenville County Field Athlete of the Year. Was a region champion in the shot and discus and was a state qualifier in the shotput.
- Follow Dodd on at Twitter: @kdodd98.
- Follow Dodd on at @kdodd_98.
- Born Kevin Tyrell Dodd on July 14, 1992 in Greenville, S.C.

KEVIN DODD'S GAME-BY-GAME

2016 Tennessee Titans

Date	Opp	W/L	P/S	Tot Solo	Asst	Sk	- Yds	QBP	TFL	Int - Yds	-TD	PD	FF	FR - Yds	SpT
Sept 11	Min	L	p	0	0	0	0.0	0.0	0	0	0	0	0	0	0
Sept 18	@ Det	W	S	6	3	3	1.0	6.0	4	1	0	0	0	0	0
Sept 25	Oak	L	p	0	0	0	0.0	0.0	0	0	0	0	0	0	0
Oct 2	@ Hou	L	p	0	0	0	0.0	0.0	0	0	0	0	0	0	0
Oct 9	@ Mia	W	p	0	0	0	0.0	0.0	0	0	0	0	0	0	0
Oct 16	Cle	W	p	1	1	0	0.0	0.0	0	0	0	0	0	0	0
Oct 23	Ind	L	p	0	0	0	0.0	0.0	0	0	0	0	0	0	0
Oct 27	Jax	W	IA												
Nov 6	@ SD	L	p	1	1	0	0.0	0.0	0	0	0	0	0	0	0
Nov 13	GB	W	p	1	1	0	0.0	0.0	0	0	0	0	0	0	0
Nov 20	@ Ind	L	IA												
Nov 27	@ Chi	W	IA												
Dec 11	Den														
Dec 18	@ KC														
Dec 24	@ Jax														
Jan 1	Hou														
Totals	6-6	9/1		9	6	3	1.0	6.0	4	1	0	0	0	0	0

Placed on injured reserve on Dec. 6, 2016

2017 Tennessee Titans

Date	Opp	W/L	P/S	Tot Solo	Asst	Sk	- Yds	QBP	TFL	Int - Yds	-TD	PD	FF	FR - Yds	SpT
Sept 10	Oak	L	IA												
Sept 17	@ Jax	W	IA												
Sept 24	Sea	W	p	1	1	0	0.0	0.0	0	0	0	0	0	0	0
Oct 1	@ Hou	L	IA												
Oct 8	@ Mia	L	IA												
Oct 16	Ind	W	IA												
Oct 22	@ Cle	W	IA												
Nov 5	Bal	W	p	0	0	0	0.0	0.0	0	0	0	0	0	0	0
Nov 12	Cin	W	p	0	0	0	0.0	0.0	0	0	0	0	0	0	0
Nov 16	@ Pit	L	IA												
Nov 26	@ Ind														
Dec 3	Hou														
Dec 10	@ Ari														
Dec 17	@ SF														
Dec 24	LAR														
Dec 31	Jax														
Totals	6-4	3/0		1	1	0	0.0	0.0	0	0	0	0	0	0	0

KEVIN DODD'S NFL STATISTICS

REGULAR SEASON		TACKLES									INTERCEPTIONS					FUMBLES			
Year	Team	GP	GS	Tot	Solo	Asst	Sk	Yds	QBP	TFL	No	Yds	Lg	TD	PD	FF	FR	Yds	SpT
2016	Tennessee	9	1	9	6	3	1.0	6.0	4	1	0	0	0	0	0	0	0	0	0
2017	Tennessee	3	0	1	1	0	0.0	0.0	0	0	0	0	0	0	0	0	0	0	0
NFL Totals		12	1	10	7	3	1.0	6.0	4	1	0	0	0	0	0	0	0	0	0

Single-Game Highs

Tackles - 6 at Detroit (9/18/16)

Sacks - 1 at Detroit (9/18/16)

Quarterback Pressures - 4 at Detroit (9/18/16)



32 DAVID FLUELLEN

RUNNING BACK • 5'11" • 224 LBS • COLLEGE: TOLEDO
ACQUIRED: FREE AGENT - 2015 • NFL EXPERIENCE (NFL/TITANS): 1/1
HOMETOWN: LOCKPORT, N.Y.
GAMES PLAYED/GAMES STARTED: 10/0 (PLAYOFFS: 0/0)



PRO: The Titans originally signed David Fluellen at the beginning of the 2015 training camp to add depth to the running back rotation. The former University of Toledo product is a hard-nosed ball carrier that displays good vision and an athletic frame. The 5-foot-11-inch, 224-pounder spent the entire 2015 season and most of the 2016 campaign on the Titans' practice squad. Prior to his arrival in Tennessee, Fluellen spent time with the Philadelphia Eagles and Indianapolis Colts.

TITANS TIDBITS:

- Fluellen's favorite personal moment in sports growing up was his first touchdown when he was eight years old. He strip-sacked the quarterback, picked up the fumble and ran it in.

CAREER TRANSACTIONS:

- The Lockport, N.Y., native was originally signed by the Philadelphia Eagles as a rookie free agent on May 10, 2014.
- Traded by the Eagles to the Indianapolis Colts for kicker Cody Parkey on Aug. 20, 2014.
- Released by the Colts on Aug. 30, 2014.
- Signed by the Titans as a free agent on July 30, 2015.
- Waived by the Titans on Sept. 5, 2015 and signed to the team's practice squad a day later.
- Signed by the Titans to a future contract on Jan. 4, 2016.
- Released by the Titans on Sept. 3, 2016 and signed to the team's practice squad a day later.
- Signed by the Titans to the active roster from their practice squad on Nov. 8, 2016.
- Released by the Titans on Dec. 12, 2016 and signed to the team's practice squad two days later.
- Re-signed by the Titans on Jan. 2, 2017.

SEASON RECAPS:

2017 (10/0): Has tied for the team lead in special teams tackles once in 2017 (at CLE). Appeared in his first career NFL game against Oakland (9/10/17).

- Against Oakland (9/10), saw action as a reserve on special teams in his NFL debut.
- At Jacksonville (9/17), played as a reserve at running back and carried the ball three times for 18 yards. Collected a special teams tackle on coverage units.
- Against Seattle (9/24), saw action as a reserve on special teams.
- At Houston (10/1), played as a reserve on special teams and saw limited action at running back. Carried the ball once for three yards.
- At Miami (10/8), saw action as a reserve on special teams and collected a special teams tackle.
- Against Indianapolis (10/16), played as a reserve on special teams.
- At Cleveland (10/22), saw action as a reserve on special teams and tied for the team lead with a special teams tackle.
- Against Baltimore (11/5), played as a reserve on special teams and notched two tackles on coverage units.
- Against Cincinnati (11/12), saw action as a reserve on special teams.
- At Pittsburgh (11/16), played as a reserve on special teams.

2016 (0/0): Spent the first nine weeks of the season on the Titans' practice squad before being elevated to the 53-man roster on Nov. 8. Was inactive for four games. Was released on Dec. 12 and spent the final three weeks on the team's practice squad.

2015 (0/0): Spent the entire season on the Titans' practice squad.

COLLEGE:

- A two-time first-team All-MAC selection, Fluellen finished his collegiate career fourth on Toledo's all-time rushing list with 3,336 rushing yards.
- As a senior (2013), gained 1,121 yards rushing despite missing most of four games due to injuries. Added 10 touchdowns during his senior campaign, earning first-team All-MAC honors for his play.
- As a junior (2012), garnered first-team All-MAC accolades after finishing eighth in the nation with 124.8 yards per game. His 1,498 rushing yards ranked fifth all-time at Toledo and his 13 touchdowns were a career high.
- Surpassed the 100-yard mark in six straight games as a junior, including a trio of 200-plus contests.
- As a sophomore (2011), ranked third on the team with 493 rushing yards.
- As a true freshman (2010), gained 224 yards and score one touchdown on 38 carries.
- Earned his degree in criminal justice at Toledo.

PERSONAL:

- Earned first-team All-Western New York and first-team Class AA all-state honors as a senior at Lockport High School after rushing for 1,638 yards and 19 touchdowns as a senior.
- Finished his career as Lockport's all-time leading rusher with 4,744 yards and was named the Class AA Co-Player of the Year as a senior, in addition to being named a top five finalist for the New York State Player of the Year award.
- Son of David Fluellen Sr. and Arletha.
- His brother, Jhamal Fluellen, was a running back at Syracuse and Maine. He also has five sisters.
- Born David Fluellen on Jan. 28, 1992 in Lockport, N.Y.

DAVID FLUELLEN'S GAME-BY-GAME

2017 Tennessee Titans				RUSHING					RECEIVING																		
Date	Opp	W/L	P/S	Att	Yds	Avg	Lg	TD	No	Yds	Avg	Lg	TD														
Sept 10	Oak	L	p	0	0	-	0	0	0	0	-	0	0	Nov 12	Cin	W	p	0	0	-	0	0					
Sept 17	@ Jax	W	p	3	18	6.0	10	0	0	0	-	0	0	Nov 16	@ Pit	L	p	0	0	-	0	0					
Sept 24	Sea	W	p	0	0	-	0	0	0	0	-	0	0	Nov 26	@ Ind												
Oct 1	@ Hou	L	p	1	3	3.0	3	0	0	0	-	0	0	Dec 3	Hou												
Oct 8	@ Mia	L	p	0	0	-	0	0	0	0	-	0	0	Dec 10	@ Ari												
Oct 16	Ind	W	p	0	0	-	0	0	0	0	-	0	0	Dec 17	@ SF												
Oct 22	@ Cle	W	p	0	0	-	0	0	0	0	-	0	0	Dec 24	LAR												
Nov 5	Bal	W	p	0	0	-	0	0	0	0	-	0	0	Dec 31	Jax												
Totals																6-4	10/0	4	21	5.3	10	0	0	0	-	0	0

DAVID FLUELLEN'S NFL STATISTICS

REGULAR SEASON				RUSHING					RECEIVING				
Year	Team	GP	GS	No	Yds	Avg	Lg	TD	Att	Yds	Avg	Lg	TD
2015	Tennessee	0	0	Practice Squad									
2016	Tennessee	0	0	0	0	0.0	-	0	0	0	-	0	0
2017	Tennessee	10	0	4	21	5.3	10	0	0	0	-	0	0
NFL Totals		10	0	4	21	5.3	10	0	0	0	-	0	0

Single-Game Highs

Rushes - **3 at Jacksonville (9/17/17)**
 Rushing Yards - **18 at Jacksonville (9/17/17)**
 Long Rush - **10 at Jacksonville (9/17/17)**

Additional Statistics

Special Teams Tackles - **5 (2017)**



45 JALSTON FOWLER

FULLBACK • 5'11" • 254 LBS • COLLEGE: ALABAMA
ACQUIRED: 4TH ROUND - 2015 • NFL EXPERIENCE (NFL/TITANS): 3/3
HOMETOWN: MOBILE, ALA.
GAMES PLAYED/GAMES STARTED: 42/7 (PLAYOFFS: 0/0)



PRO: The Titans selected Jalston Fowler in the fourth round of the 2015 NFL Draft, and the fullback has played in all 32 games in his first two NFL campaigns. The 5-foot-11-inch, 254-pounder possesses a big, athletic frame and low center of gravity as a runner, and is a threat out of the backfield as a receiver. He adds an element of versatility to the Titans squad having served as a fullback, running back, H-back, tight end and on special teams during his time with the Alabama Crimson Tide.

CAREER HIGHLIGHTS:

- In 2016, Fowler played in all 16 games with six starts at fullback. Helped block for the NFL's third-ranked rushing attack which averaged 136.7 rush yards per game, including DeMarco Murray's AFC-leading 1,287 rushing yards.
- As a rookie in 2015, he played in all 16 games and scored a rushing touchdown and a receiving touchdown. Eight of his 12 touches resulted in first downs.
- Fowler won two national championships (2011, 2012) as a member of the Alabama football team.
- In 2014, Fowler's final year at Alabama, he helped open holes for a pair of Crimson Tide running backs to each amass more than 900 rushing yards. Derrick Henry collected 990 yards on 172 carries with 11 touchdowns and T.J. Yeldon posted 979 yards on 194 rushes with 11 scores.

TITANS TIDBITS:

- Fowler lists his mother, Dana, as the person that inspires him the most. When his brother, Joe, was accidentally shot and killed at a friend's house in 2007, she stayed strong and kept the family together.
- Fowler's nickname is "Nudie." The moniker was given to him by his father because that's how he referred to him when he was a newborn in the hospital.

CAREER TRANSACTIONS:

- The Mobile, Ala., native was selected by the Titans in the fourth round (108th overall) the 2015 NFL Draft.

SEASON RECAPS:

2017 (10/1):

- Against Oakland (9/10), saw limited action as a reserve at fullback.
- At Jacksonville (9/17), played as a reserve at fullback and rushed once for a three-yard touchdown. Helped open holes for a rushing attack that amassed 179 yards on 36 carries (5.0 avg.). Gave the Titans a 37-9 advantage with a three-yard touchdown plunge with 4:14 left to play in the game.
- Against Seattle (9/24), started at fullback and helped block for Titans' ball carriers to collect 195 rushing yards on 35 carries (5.6 avg.). Had multiple big blocks on DeMarco Murray's 75-yard touchdown jaunt off left end late in the third quarter.
- At Houston (10/1), played as a reserve at fullback.
- At Miami (10/8), saw action as a reserve at fullback.
- Against Indianapolis (10/16), played as a reserve at fullback.
- At Cleveland (10/22), saw action as a reserve at fullback.
- Against Baltimore (11/5), played as a reserve at fullback.
- Against Cincinnati (11/12), saw limited action as a reserve at fullback and carried the ball once for one yard.
- At Pittsburgh (11/16), played limited snaps as a reserve at fullback.

2016 (16/6): Saw action in all 16 games with six starts at fullback and helped open holes for the NFL's third-ranked rushing attack which

averaged 136.7 rush yards per game. Carried the ball once for three yards and caught one pass for 14 yards. Registered three special teams tackles on coverage units. Registered his first career NFL start at fullback against Minnesota (9/11/16). Tied for the team lead in special teams tackles three times in 2016 (vs. CLE, at SD, at IND).

- Against Minnesota (9/11), made his first career start at fullback and saw action on special teams.
- Against Oakland (9/25), started at fullback and snared one reception for 14 yards during the Titans' touchdown drive.
- At Miami (10/9), saw action as a reserve at fullback and helped open holes for Titans' rushers to gain 235 yards on the ground.
- Against Jacksonville (10/27), played as a reserve at fullback and helped open holes for Titans' ball carriers to accumulate 214 yards on the ground.
- At San Diego (11/6), saw limited action as a reserve at fullback. Tied for the team lead with a special teams tackle on coverage units.
- Against Green Bay (11/13), started at fullback and helped block for Titans' ball carriers who collected 162 yards on the ground.
- At Chicago (11/27), played as a reserve at fullback and helped block for Titans' ball carriers to gain 149 yards on the ground.
- Against Denver (12/11), started at fullback and helped block for Titans' rushers to amass 180 rushing yards on 42 carries in a 13-10 victory over the Broncos.
- At Kansas City (12/18), started at fullback and helped pave the way for Titans' ball carriers to gain 148 yards on the ground. Registered his first carry of the season for three yards.

2015 (16/0): Appeared in all 16 games at fullback as a rookie. Carried the ball seven times for 13 yards with a touchdown. Caught five passes for 44 yards with a touchdown. Eight of his 12 touches resulted in first downs. Registered five special teams tackles and a forced fumble on coverage units. Played in his first career NFL game at Tampa Bay (9/13/15). Tied for the team lead in special teams tackles twice in 2015 (at CLE, vs. BUF).

- At Tampa Bay (9/13), saw action as a reserve at fullback and on special teams in his Titans debut. Helped open holes for Titans rushers to gain 124 yards on the ground. Notched a special teams tackle on coverage units. Extended a scoring drive by recovering a Bishop Sankey fumble in the third quarter.
- At Cleveland (9/20), carried the ball once for three yards with a first down while hauling in a 19-yard reception. Collected a special teams tackle on coverage units. Set up the Titans' first touchdown with a 19-yard reception on a screen pass in the third stanza.
- Against Indianapolis (9/27), carried the ball four times for nine yards with his first career touchdown. Kept the Titans' scoring drive alive with a three-yard plunge on fourth-and-one in the third quarter. Got the Titans to within two points with a one-yard touchdown plunge with 47 seconds left to play in the fourth quarter.
- Against Buffalo (10/11), collected a special teams tackle and forced fumble on coverage units. Stripped Denarius Moore on a punt return, and the fumble was recovered by Steve Johnson at the Bills' 39-yard line in the third quarter.
- Against Oakland (11/29), gave the Titans a 21-17 lead with a one-yard touchdown catch with less than five minutes to play in the fourth quarter.

COLLEGE:

- Played in 53 career games at Alabama serving as a fullback, running back, H-back, tight end and on special teams. Carried the ball 113 times for 755 yards and five touchdowns. Also caught 19 career passes with seven receiving touchdowns. Was a member of two national championship teams.

- As a senior (2014), selected to the Senior Bowl and played in all 14 games with five starts. Notched 11 receptions for 129 yards and two touchdowns and had 12 rushes on the season for 69 yards. Had six first-down rushes and six first-down receptions, gaining a first down on 12 of his 23 touches. Was named Offensive Player of the Week three times (against Arkansas, Mississippi State and Auburn).
- As a junior (2013), played in all 13 games, after losing most of his sophomore season to an injured knee. Registered seven receptions for 15 yards with five going for touchdowns. His five receiving touchdowns were the second-highest total on the team. Rushed for 88 yards on 20 carries.
- As a redshirt junior (2012), played in two games and filled a myriad of roles in the Alabama offense before suffering a knee injury in the second half of the Western Kentucky game that ended his season. Had 85 rushing yards on 11 carries for a 7.7 yards per carry average. Also had one reception for six yards.
- As a sophomore (2011), played in 13 games as a reserve and gave Alabama a reliable option off the bench at running back. Backed up Trent Richardson and Eddie Lacy and finished with 385 yards on 56 carries, with four touchdowns. Averaged 6.9 yards per carry and converted 16 first downs rushing the football.
- As a freshman (2010), played in 11 games, earning time on special teams and at running back. Totaled two tackles and rushed the ball 14 times for 111 yards with a 36-yard touchdown.
- Graduated with a degree in human environmental science from Alabama in 2013. Received his master's degree in sport management from Alabama in 2015.

PERSONAL:

- Splits time between Nashville and Mobile, Ala., with his two sons, Jalston Jr. and Jayce.
- Was a four-star running back out of Vigor High School. Was listed as the No. 2 fullback nationally by Scout.com and SuperPrep All-American. Was rated as the No. 9 player in Alabama by SuperPrep, the No. 10 prospect on The Mobile Press-Register's Elite 18 and the No. 3 player in the Birmingham News Super Senior postseason rankings.
- As a senior in 2009, was an Alabama Sports Writers Association Class 5A All-State selection and named a Birmingham News Super Senior. Was also an outstanding linebacker.
- Rushed for 1,182 yards and 25 touchdowns in 2008 and also caught 27

passes for 391 yards and a score while leading his Vigor team to the 2008 5A Alabama State Championship.

- List of favorites: (TV show) "SpongeBob SquarePants"; (movie) "Major Payne"; (actors) Damon Wayans and Denzel Washington; (childhood sports hero) Terrell Davis; (childhood sports teams) Atlanta Falcons and Atlanta Braves; (video game) "NBA 2K"; (guilty pleasure) red velvet cake; and (food) Soul food and fried chicken.
- Follow Fowler on Twitter at @jalstonfowler.
- Born Jalston Demontrez Fowler, Sr. on July 26, 1990 in Mobile, Ala.

JALSTON FOWLER'S GAME-BY-GAME

2015 Tennessee Titans				RUSHING					RECEIVING				
Date	Opp	W/L	P/S	Att	Yds	Avg	Lg	TD	No	Yds	Avg	Lg	TD
Sept 13	@ TB	W	p	0	0	-	0	0	0	0	-	0	0
Sept 20	@ Cle	L	p	1	3	3.0	3	0	1	19	19.0	19	0
Sept 27	Ind	L	p	4	9	2.3	3	1	0	0	-	0	0
Oct 11	Buf	L	p	0	0	-	0	0	0	0	-	0	0
Oct 18	Mia	L	p	0	0	-	0	0	0	0	-	0	0
Oct 25	Atl	L	p	0	0	-	0	0	0	0	-	0	0
Nov 1	@ Hou	L	p	0	0	-	0	0	0	0	-	0	0
Nov 8	@ NO	W	p	0	0	-	0	0	0	0	-	0	0
Nov 15	Car	L	p	0	0	-	0	0	1	14	14.0	14	0
Nov 19	@ Jax	L	p	0	0	-	0	0	1	2	2.0	2	0
Nov 29	Oak	L	p	1	1	1.0	1	0	1	1	1.0	1t	1
Dec 6	Jax	W	p	0	0	-	0	0	0	0	-	0	0
Dec 13	@ NYJ	L	p	0	0	-	0	0	0	0	-	0	0
Dec 20	@ NE	L	p	1	0	0.0	0	0	1	8	8.0	8	0
Dec 27	Hou	L	p	0	0	-	0	0	0	0	-	0	0
Jan 3	@ Ind	L	p	0	0	-	0	0	0	0	-	0	0
Totals		3-13	16/0	7	13	1.9	3	1	5	44	8.8	19	1

2016 Tennessee Titans				RUSHING					RECEIVING				
Date	Opp	W/L	P/S	Att	Yds	Avg	Lg	TD	No	Yds	Avg	Lg	TD
Sept 11	Min	L	S	0	0	-	0	0	0	0	-	0	0
Sept 18	@ Det	W	S	0	0	-	0	0	0	0	-	0	0
Sept 25	Oak	L	S	0	0	-	0	0	1	14	14.0	14	0
Oct 2	@ Hou	L	p	0	0	-	0	0	0	0	-	0	0
Oct 9	@ Mia	W	p	0	0	-	0	0	0	0	-	0	0
Oct 16	Cle	W	p	0	0	-	0	0	0	0	-	0	0
Oct 23	Ind	L	p	0	0	-	0	0	0	0	-	0	0
Oct 27	Jax	W	p	0	0	-	0	0	0	0	-	0	0

Nov 6	@ SD	L	p	0	0	-	0	0	0	0	-	0	0
Nov 13	GB	W	S	0	0	-	0	0	0	0	-	0	0
Nov 20	@ Ind	L	p	0	0	-	0	0	0	0	-	0	0
Nov 27	@ Chi	W	p	0	0	-	0	0	0	0	-	0	0
Dec 11	Den	W	S	0	0	-	0	0	0	0	-	0	0
Dec 18	@ KC	W	S	1	3	3.0	3	0	0	0	-	0	0
Dec 24	@ Jax	L	p	0	0	-	0	0	0	0	-	0	0
Jan 1	Hou	W	p	0	0	-	0	0	0	0	-	0	0
Totals		9-7	16/6	1	3	3.0	3	0	1	14	14.0	14	0

2017 Tennessee Titans				RUSHING					RECEIVING				
Date	Opp	W/L	P/S	Att	Yds	Avg	Lg	TD	No	Yds	Avg	Lg	TD
Sept 10	Oak	L	p	0	0	-	0	0	0	0	-	0	0
Sept 17	@ Jax	W	p	1	3	3.0	3t	1	0	0	-	0	0
Sept 24	Sea	W	S	0	0	-	0	0	0	0	-	0	0
Oct 1	@ Hou	L	p	0	0	-	0	0	0	0	-	0	0
Oct 8	@ Mia	L	p	0	0	-	0	0	0	0	-	0	0
Oct 16	Ind	W	p	0	0	-	0	0	0	0	-	0	0
Oct 22	@ Cle	W	p	0	0	-	0	0	0	0	-	0	0
Nov 5	Bal	W	p	0	0	-	0	0	0	0	-	0	0
Nov 12	Cin	W	p	1	1	1.0	1	0	0	0	-	0	0
Nov 16	@ Pit	L	p	0	0	-	0	0	0	0	-	0	0
Nov 26	@ Ind												
Dec 3	Hou												
Dec 10	@ Ari												
Dec 17	@ SF												
Dec 24	LAR												
Dec 31	Jax												
Totals		6-4	10/1	2	4	2.0	3t	1	0	0	-	0	0

JALSTON FOWLER'S NFL STATISTICS

REGULAR SEASON				RUSHING					RECEIVING				
Year	Team	GP	GS	No	Yds	Avg	Lg	TD	Att	Yds	Avg	Lg	TD
2015	Tennessee	16	0	7	13	1.9	3	1	5	44	8.8	19	1
2016	Tennessee	16	6	1	3	3.0	3	0	1	14	14.0	14	0
2017	Tennessee	10	1	2	4	2.0	3t	1	0	0	-	0	0
NFL Totals		42	7	10	20	2.0	3t	2	6	58	9.7	19	1

Single-Game Highs

Rushes - 4 vs. Indianapolis (9/27/15)
 Rushing Yards - 9 vs. Indianapolis (9/27/15)
 Long Rush - **3 (Four times, last at Jacksonville 9/17/17)**
 Rushing Touchdown - **1 (Twice, last at Jacksonville 9/17/17)**
 Receptions - 1 (Six times, last vs. Oakland 9/25/16)
 Receiving Yards - 19 at Cleveland (9/20/15)
 Long Reception - 19 at Cleveland (9/20/15)
 Receiving Touchdown - 1 vs. Oakland (11/29/15)

Additional Statistics

Fumble Recoveries - 1 (2015)
 Forced Fumble - 1 (2015)
 Special Teams Tackles - 5 (2015), 3 (2016)



22 DERRICK HENRY

RUNNING BACK • 6'3" • 247 LBS • COLLEGE: ALABAMA
ACQUIRED: 2ND ROUND - 2016 • NFL EXPERIENCE (NFL/TITANS): 2/2
HOMETOWN: YULEE, FLA.
GAMES PLAYED/GAMES STARTED: 25/2 (PLAYOFFS: 0/0)



PRO: The Titans selected Heisman Trophy winner Derrick Henry in the second round of the 2016 NFL Draft out of the University of Alabama. The 6-foot-3-inch, 247-pounder is a powerful, downhill runner who displays tremendous speed and balance. He has the uncanny ability to find the end zone, having scored 45 combined touchdowns in three seasons with the Crimson Tide. As a rookie in 2016, he scored five touchdowns, sharing time in the backfield with veteran DeMarco Murray. At Alabama, he set numerous school and SEC records while leading his team to a National Championship in 2015.

CAREER HIGHLIGHTS:

- In 2016, Henry rushed for 490 yards and five touchdowns to become the third rookie for the franchise in the "Titans era" to score at least five touchdowns in a season, joining Vince Young (seven rushing touchdowns in 2006) and Chris Johnson (nine rushing and one receiving in 2008).
- Despite playing just three seasons and not seeing extensive action in his first campaign at Alabama, Henry finished his career as the school's all-time rushing leader with 3,591 yards.
- As a senior in 2015, Henry claimed the Heisman Trophy and led his team to the College Football Playoff National Championship. He also won the Doak Walker and Maxwell Award and was selected as the Walter Camp Player of the Year after rushing for an Alabama and Southeastern Conference record 2,219 yards.
- Henry's career high in rushing at Alabama was 271 yards at Auburn on Nov. 28, 2015.

TITANS TIDBITS:

- In high school, Henry broke the 51-year-old national high school rushing record with 12,124 yards after compiling 4,261 rushing yards as a senior.
- Henry sealed an Iron Bowl victory with an epic, career-best 271 rushing yards against the Tigers. He put the Crimson Tide on his back by carrying the ball a school-record 46 times. His 271 rushing yards were 11 more yards than Auburn had in total offense (260). He ended the game with 14 consecutive rushes to run out the clock.
- Henry says his grandmother Gladys Henry played a key inspirational role in his development. He has a portrait tattoo of her on his chest.
- Henry has been growing out his hair since he was in elementary school.

CAREER TRANSACTIONS:

- The Yulee, Fla., native was selected by the Titans in the second round (45th overall) the 2016 NFL Draft.

SEASON RECAPS:

2017 (10/0): Ranks second on the team with 443 rushing yards. Has led the team in rushing yards five times in 2017 (at JAX, vs. IND, vs. BAL, vs. CIN, at PIT). Collected his first career 100-yard rushing performance with 131 yards against Indianapolis (10/16/17).

- Against Oakland (9/10), played as a reserve at running back and rushed six times for 25 yards.
- At Jacksonville (9/17), saw action as a reserve at running back and led the team with a then career-best 92 rushing yards on 14 carries with a touchdown. Posted 87 of his rushing yards in the second half. Kept the Titans' second scoring drive alive with a two-yard run on third-and-one in the second quarter. Gave the Titans a 16-3 lead with a punishing 17-yard touchdown run up the middle with 6:36 left to play in the third quarter. Extended the Titans' final touchdown drive with a three-yard plunge on third-and-one in the final quarter.

- Against Seattle (9/24), played as a reserve at running back and carried the ball 13 times for 54 yards. Caught one pass for 10 yards. Set up the Titans' fourth quarter field goal with a career-long 25-yard run down to the Seattle 36-yard line.
- At Houston (10/1), saw action as a reserve at running back and carried the ball six times for seven yards. Kept the Titans' second touchdown drive alive with a three-yard run on third-and-one in the second quarter.
- At Miami (10/8), played as a reserve at running back and rushed four times for nine yards.
- Against Indianapolis (10/16), saw action as a reserve at running back and led the team with a career-best 131 rushing yards on a career-high 19 rushes with a touchdown. Caught one pass for 14 yards out of the backfield. Sealed the Titans' win with a 72-yard touchdown rumble down the left sideline on third-and-five with 47 second left to play in the game.
- At Cleveland (10/22), played as a reserve at running back and carried the ball 13 times for 13 yards. Snared two receptions for 11 yards. Extended the Titans' first scoring drive with a two-yard run on third-and-one in the opening quarter.
- Against Baltimore (11/5), played as a reserve at running back and led the team with 26 rushing yards on eight carries including a touchdown. Caught two passes for 10 yards. Increased the Titans lead to 16-6 with a one-yard touchdown run on third-and-one in the second quarter. Extended the Titans' game-winning touchdown drive with a six-yard catch on third-and-three in the fourth quarter.
- Against Cincinnati (11/12), saw action as a reserve at running back and led the team with 52 rushing yards on 11 carries.
- At Pittsburgh (11/16), played as a reserve at running back and led the team with 32 rushing yards on seven carries.

2016 (15/2): Played in 15 games with two starts at running back as a rookie and ranked second on the team with 490 rushing yards on 110 carries with five touchdowns. Became the third rookie for the franchise in the "Titans era" to score at least five touchdowns in a season. Hauled in 13 receptions for 137 yards. Did not play in one contest after suffering an injury in pregame warmups. Led the team in rushing yards twice (at CHI, vs. HOU). Tied for the team lead in receptions once (vs. JAX). Appeared in his first career NFL game and started at running back against Minnesota (9/11/16). Posted his first career touchdown against Jacksonville (10/27/16).

- Against Minnesota (9/11), made his NFL debut and started in a two-running back set. Carried the ball five times for three yards and caught two passes for 41 yards. Set up the Titans' opening field goal by hauling in his first career reception and reversing field for a 29-yard gain in the first quarter.
- At Detroit (9/18), played as a reserve at running back and rushed nine times for 40 yards. Caught one pass for nine yards. Extended the Titans' first scoring drive with a five-yard jaunt on third-and-one late in the opening stanza.
- At Miami (10/9), started at running back as the team opened the game in a two-running back set. Rushed seven times for 54 yards with a long rush of 22 yards. Set up the Titans' second touchdown with a 22-yard dash up the middle in the second quarter.
- Against Jacksonville (10/27), played significant snaps as a reserve at running back and rushed 16 times for 60 yards with his first career touchdown. Tied for the team lead with four receptions for 37 yards. Increased the Titans lead to 17-0 with his first career rushing touchdown on a six-yard run off right end in the second quarter. Kept the Titans' final scoring drive alive with a two-yard rumble on third-and-one on the first play of the fourth quarter.
- At San Diego (11/6), did not play after being injured in pregame warmups.

- At Chicago (11/27), played as a reserve at running back and led the team with 60 rushing yards on eight carries with a touchdown. Evened the score at 7-7 with an 11-yard touchdown run off left tackle with four seconds left to play in the first quarter.
- At Kansas City (12/18), played as a reserve at running back and carried the ball nine times for 58 yards with two touchdowns. Carried the ball five times for 41 yards during the Titans' initial touchdown drive that was punctuated by his four-yard touchdown run with 11:58 left to play in the second quarter. Cut the Chiefs' lead to 17-16 with his second touchdown of the afternoon, a one-yard jaunt, with 3:12 left to play in the fourth quarter.
- Against Houston (1/1), played as a reserve at running back and led the team with a career-best 65 rushing yards on 15 carries with a touchdown. Caught one pass for three yards. Kept the Titans' final touchdown drive alive with a 14-yard run on third-and-one in the third quarter. Gave the Titans a 21-7 advantage with a two-yard touchdown jaunt with 4:44 left to play in the third stanza.

COLLEGE:

- In three seasons at Alabama (2013-15), Henry played in 39 games and totaled 602 carries for a school-record 3,591 yards and 42 rushing touchdowns and added 285 yards on 17 career receptions with three receiving scores. Henry won numerous awards including the Heisman Trophy, the Doak Walker Award, Walter Camp Award, and Maxwell Award. During Alabama's victory over Clemson in the 2016 College Football Playoff National Championship, he broke Shaun Alexander's record for most career rushing yards in Alabama history.
- As a junior (2015), claimed the Crimson Tide's second Heisman Trophy and led his team to the College Football Playoff National Championship. Also won the Doak Walker and Maxwell Award and was selected as the Walter Camp Player of the Year. Named a unanimous first team All-American and first team All-SEC by the league's coaches and the Associated Press. Selected as the SEC Offensive Player of the Year by both outlets. Rushed for a school- and Southeastern Conference record 2,219 yards, which led the nation and was the fifth most in a single-season by an FBS player in college football history. Averaged 147.9 yards per game, which was second in the country. His 28 rushing touchdowns were a national best and an SEC record, snapping Tim Tebow and Tre Mason's old mark of 23. Led the SEC in rushing in conference games with a 179.2 yards per game average, including 13 touchdowns. Had multiple rushing touchdowns in nine games and set the Alabama single-season record with 10 100-yard rushing games and four 200-yard games, which broke Bobby Humphrey's school record (3) set in 1986. Only the third running back in SEC history (Herschel Walker and Bo Jackson) to have four 200-yard games in a single season. Set the school record with 11 consecutive games with a rushing touchdown and finished his career 20 straight, which was the most in the SEC history. Caught 11 passes for 91 yards. Accounted for a team-high 109 first down rushes on a school-record 395 carries. Was a five-time SEC Offensive Player of the Week (Wisconsin, Georgia, Texas A&M, Mississippi State and Auburn).
- At Auburn (11/28), produced a Heisman-worthy performance as he rushed his way past the Tigers on the Plains to the tune of a career-high 271 yards on the ground on a school-record 46 carries. Scored a touchdown on his 46th and final carry on a 25-yard jaunt that capped 14 straight rushes to end the game. Earned Walter Camp National Player of the Week honors and SEC Player of the Week accolades.
- Against Clemson (1/11), rushed for 158 yards and three touchdowns as the Crimson Tide claimed a 45-40 victory to win the national championship. Carried 36 times, including a 50-yard touchdown scamper in the first quarter and then sealed the win with a one-yard plunge with 1:07 remaining in the game.
- As a sophomore (2014), finished the year with 990 rushing yards on 172 carries with 11 rushing touchdowns. Had five receptions for 133 yards and two receiving touchdowns. Played in all 14 games with two starts and had 21 explosive rushes of 12 yards or more while converting 47 first downs, including four on third down. Three of his five receptions were explosive, taking screen passes 29, 41 and 52 yards.
- As a freshman (2013), as a true freshman saw action in 12 games and totaled 382 rushing yards on 35 carries for a 10.9 yards per carry average. Rushed 10 times (28.6 percent) for 12 yards or more while converting 17 first downs. Took his one pass reception to the end zone for a 61-yard catch and run in the Sugar Bowl. Contributed three tackles on special teams. Registered two 100-yard game (111 vs. Arkansas and 100 vs. Oklahoma).
- Majored in communications at Alabama.

PERSONAL:

- Single, splits time between Nashville and Yulee, Fla.
- Attended Yulee (Fla.) High School, where he was five-star prospect that was listed as the nation's No. 1 athlete and No. 4 running back prospect.
- Was a member of the 2012 All-USA Football Team, chosen by USA Today and also was named the 2012 Maxwell Football Club National High School Player of the Year.
- Broke Ken Hall's 51-year-old national high school rushing record with 12,124 yards after rushing for 4,261 yards as a senior in 2012. Was a Parade Magazine All-American and the publication's National Player of the Year.
- Played for the East squad in the U.S. Army All-American Bowl, rushing for 53 yards with a touchdown and a two-point conversion.
- Named MaxPreps National Player of the Year and first-team All-American after finishing his high school career with 153 rushing touchdowns, which ranks fifth all time, including 55 scores in 2012.
- Set the Florida high school record with a 510-yard performance against Jacksonville Jackson and averaged 9.2 yards per carry and 327.8 yards per game as a senior.
- Named 2012 first-team All-State selection by the Associated Press and was the Player of the Year on the All-First Coast team.
- Named the 2012 Columbus (Ohio) Touchdown Club National High School Player of the Year as a senior.
- As a junior (2011), rushed for 2,610 yards and 34 scores to earn first-team All-Coast honors from the Florida Times-Union.
- As a sophomore (2010) was named first-team All-Coast running back after rushing for 2,788 yards and 38 touchdowns while averaging 8.9 yards per attempt.
- As a freshman (2009), rushed for 2,465 yards and 26 scores.
- Also played basketball and ran track (100, 400, 4x100, 4x400) in high school.
- As a standout track & field athlete, he competed as a sprinter and posted a personal-best time of 11.11 seconds in the 100-meter dash at the 2011 FHSAA 2A District 3 Championships, where he placed seventh.
- Follow Henry on Twitter at [@kinghenry_2](#).
- Follow Henry on Instagram at [@last_king_2](#).
- Follow Henry on Snapchat at [@Dhenryyyyyy2](#).
- List of favorites: (movie) "Remember the Titans"; (musician) Kevin Gates; (place to get away) anywhere with his family; (food) wings; (athletes as a child) LaDainian Tomlinson and Eddie George; (sports teams as a child) New York Yankees, Los Angeles Lakers.
- Born Derrick Lamar Henry, Jr. on Jan. 4, 1994 in Yulee, Fla.

DERRICK HENRY'S GAME-BY-GAME

2016 Tennessee Titans										2017 Tennessee Titans																	
Date	Opp	W/L	P/S	Att	RUSHING				RECEIVING																		
					Yds	Avg	Lg	TD	No	Yds	Avg	Lg	TD														
Sept 11	Min	L	S	5	3	0.6	5	0	2	41	20.5	29	0	Sept 10	Oak	L	p	6	25	4.2	8	0	0	0	-	0	0
Sept 18	@ Det	W	p	9	40	4.4	9	0	1	9	9.0	9	0	Sept 17	@ Jax	W	p	14	92	6.6	17t	1	0	0	-	0	0
Sept 25	Oak	L	p	10	45	4.5	13	0	0	0	-	0	0	Sept 24	Sea	W	p	13	54	4.2	25	0	1	10	10.0	10	0
Oct 2	@ Hou	L	p	3	9	3.0	6	0	0	0	-	0	0	Oct 1	@ Hou	L	p	6	7	1.2	3	0	0	0	-	0	0
Oct 9	@ Mia	W	S	7	54	7.7	22	0	0	0	-	0	0	Oct 8	@ Mia	L	p	4	9	2.3	11	0	0	0	-	0	0
Oct 16	Cle	W	p	2	7	3.5	4	0	2	20	10.0	12	0	Oct 16	Ind	W	p	19	131	6.9	72t	1	1	14	14.0	14	0
Oct 23	Ind	L	p	1	3	3.0	3	0	0	0	-	0	0	Oct 22	@ Cle	W	p	13	13	1.0	9	0	2	11	5.5	8	0
Oct 27	Jax	W	p	16	60	3.8	15	1	4	37	9.3	15	0	Nov 5	Bal	W	p	8	26	3.3	10	1	2	10	5.0	6	0
Nov 6	@ SD	L	DNP											Nov 12	Cin	W	p	11	52	4.7	23	0	0	0	-	0	0
Nov 13	GB	W	p	9	31	3.4	19	0	0	0	-	0	0	Nov 16	@ Pit	L	p	7	32	4.6	16	0	0	0	-	0	0
Nov 20	@ Ind	L	p	0	0	-	0	0	0	0	-	0	0	Nov 26	@ Ind												
Nov 27	@ Chi	W	p	8	60	7.5	17	1	0	0	-	0	0	Dec 3	Hou												
Dec 11	Den	W	p	12	42	3.5	6	0	1	5	5.0	5	0	Dec 10	@ Ari												
Dec 18	@ KC	W	p	9	58	6.4	15	2	0	0	-	0	0	Dec 17	@ SF												
Dec 24	@ Jax	L	p	4	13	3.3	10	0	2	22	11.0	11	0	Dec 24	LAR												
Jan 1	Hou	W	p	15	65	4.3	14	1	1	3	3.0	3	0	Dec 31	Jax												
Totals		9-7	15/2	110	490	4.5	22	5	13	137	10.5	29	0	Totals		6-4	10/0	101	441	4.4	72t	3	6	45	7.5	14	0

DERRICK HENRY'S NFL STATISTICS

REGULAR SEASON		RUSHING								RECEIVING				
Year	Team	GP	GS	No	Yds	Avg	Lg	TD	Att	Yds	Avg	Lg	TD	
2016	Tennessee	15	2	110	490	4.5	22	5	13	137	10.5	29	0	
2017	Tennessee	10	0	101	441	4.4	72t	3	6	45	7.5	14	0	
NFL Totals		25	2	211	931	4.4	72t	8	19	182	9.6	29	0	

Single-Game Highs

Rushes - **19 vs. Indianapolis (10/16/17)**

Rushing Yards - **131 vs. Indianapolis (10/16/17)**

Long Rush - **72t vs. Indianapolis (10/16/17)**

Touchdowns - **2 at Kansas City (12/18/16)**

Receptions - **4 vs. Jacksonville (10/27/16)**

Receiving Yards - **41 vs. Minnesota (9/11/16)**

Long Reception - **29 vs. Minnesota (9/11/16)**

Touchdowns -



25 ADOREE' JACKSON

CORNERBACK • 5'11" • 185 LBS • COLLEGE: SOUTHERN CALIFORNIA
ACQUIRED: 1ST ROUND - 2017 • NFL EXPERIENCE (NFL/TITANS): ROOKIE
HOMETOWN: EAST ST. LOUIS, ILL.
GAMES PLAYED/GAMES STARTED: 10/10 (PLAYOFFS: 0/0)



PRO: The Titans added the versatile and electric Adoree' Jackson with the 18th overall pick in the first round of the 2017 NFL Draft. His presence adds youth and athleticism in the secondary, and he is also an established weapon on special teams. The 5-foot-11-inch, 185-pound cornerback possesses game-breaking speed, but is also a proven and willing tackler. Jackson's ability to play in all three phases of the game in college may be his most impressive trait. During his three-year stint at Southern California, he scored 15 total touchdowns in four different ways: via reception (6), interception (1), punt return (4) and kickoff return (4).

CAREER HIGHLIGHTS:

- Jackson was awarded the 2016 Jim Thorpe Award as the nation's top defensive back.
- Jackson tied two NCAA records with eight career touchdowns on kick returns and nine touchdowns on all runbacks. He also owns Southern California career records with 2,141 kickoff return yards and 79 kickoff returns.

TITANS TIDBITS:

- Jackson was a long jumper and sprinter on USC's track team in the springs of 2015 and 2016, winning the Pac-12 outdoor long jump title both years (and placing second in the Pac-12 100 meters in 2016) and earning All-American status both years after twice placing fifth in the NCAA long jump. He also placed 10th in the long jump in the U.S. Olympic Trials.
- Jackson lists his parents as the people that inspire him the most. "They've always steered me in the right direction. All of their experiences and guidance helped get me where I'm at." Adoree's mother, Vianca, is an amazing inspiration having survived breast cancer.
- Jackson is a Reese's Peanut Butter Cups enthusiast. He names creator Harry Burnett Reese as a historical person he would have loved to meet. "He's a genius. That's by far and away my favorite candy. I eat that like it ain't nothing."

CAREER TRANSACTIONS:

- The East St. Louis, Ill., native was selected by the Titans in the first round (18th overall) of the 2017 NFL Draft.

SEASON RECAPS:

2017 (10/10): Leads the team with 16 passes defended. Has tied for the team lead in tackles once in 2017 (at PIT). Has led or tied for the team lead in passes defended four times in 2017 (vs. OAK, at JAX, vs. BAL, vs. CIN). Appeared in his first career NFL game and made his first career start against Oakland (9/10/17).

- Against Oakland (9/10), started at cornerback in his NFL debut and posted five tackles and a team-high two passes defended. Returned one kickoff for 35 yards and one punt for five yards. Broke up a pass intended Amari Cooper late in the first quarter. Halted a Raiders' drive by defending a third-and-three pass intended for Michael Crabtree in the third quarter.
- At Jacksonville (9/17), started at cornerback and collected six tackles, including a stop for loss and a pass defended. Teamed with Wesley Woodyard to stuff Leonard Fournette for a one-yard loss on a rush off right end in the opening quarter. Set up the Titans first touchdown of the afternoon with an electric 46-yard punt return in the third quarter.
- Against Seattle (9/24), started at cornerback and notched five tackles and two passes defended. Returned five punts for 51 yards and two kickoffs for 27 yards. Broke up a pass intended for Doug Baldwin in the first quarter. Knocked down a pass intended for Amara Darboh in the fourth quarter.
- At Houston (10/1), started at cornerback and tallied three tackles and a

pass defended. Brought back three kickoffs for 71 yards and one punt for three yards. Broke up a deep pass intended for Will Fuller V on the first play of the fourth quarter.

- At Miami (10/8), started at cornerback and totaled two tackles, a forced fumble and a pass defended. Returned two punts for 14 yards and one kickoff for 21 yards. Stuffed Jay Ajayi for no gain on a short pass in the first quarter. Broke up a deep pass intended for Jakeem Grant in the end zone in the first quarter. Forced an Ajayi fumble that was recovered by Kevin Byard in the second quarter.
- Against Indianapolis (10/16), started at cornerback and recorded two tackles and a pass defended. Brought back two kickoffs for 46 yards with a long return of 40 yards to kickstart the Titans' opening scoring drive.
- At Cleveland (10/22), started at cornerback and posted five tackles. Returned three punts for 20 yards.
- Against Baltimore (11/5), started at cornerback and collected five tackles, a team-high four passes defended and a stop for loss. Returned two punts for 22 yards and one kickoff for four yards. Helped set up the Titans' opening field goal with a 20-yard rush off left guard in the first quarter. Combined with Wesley Woodyard to stuff Benjamin Watson for a one-yard loss on a short pass in the third stanza. Batted down a deep pass intended for Mike Wallace late in the fourth quarter.
- Against Cincinnati (11/12), started at cornerback and recorded five tackles, including two stops for loss and a team-best two passes defended. Carried the ball three times for 30 yards out of the backfield. Returned three kickoffs for 71 yards and three punts for 17 yards. Totaled a season-high 118 all-purpose yards which was the most all-purpose yards by a non-offensive Titans player since defensive back/returner Chris Carr had 144 yards (all on kickoff and punt returns) at the Detroit Lions on Nov. 27, 2008. Stuffed Alex Erickson for a one-yard loss on a jet sweep in the third stanza. Broke up a pass intended for Brandon LaFell in the third quarter. Halted a Bengals' drive by knocking down a third-and-nine pass intended for LaFell in the final quarter.
- At Pittsburgh (11/16), started at cornerback and tied for the team lead with nine tackles. Notched two passes defended and a forced fumble. Returned five kickoffs for 103 yards and one punt for 10 yards. Carried the ball once for five yards. Defended a deep pass intended for JuJu Smith-Schuster in the first quarter. Forced an Antonio Brown fumble that was recovered by Pittsburgh late in the second quarter. Batted away a deep pass intended for Brown in the third stanza.

COLLEGE:

- In three seasons at Southern California, posted 139 tackles, 29 passes defended, six interceptions including one for a touchdown, six stops for loss, three fumble recoveries and two forced fumbles on defense. Notched 39 receptions for 628 yards with six touchdowns and 15 carries for 92 yards on offense. As a return specialist, notched 79 kickoff returns for 2,141 yards with four touchdowns and 46 punt returns for 578 yards with four touchdowns on special teams. In his career, he has scored 15 touchdowns in four different ways: via reception (6), interception (1), punt return (4) and kickoff return (4). Registered 37 career starts (34 at cornerback, 1 at safety, 1 at wide receiver and 1 concurrently at cornerback and wide receiver).
- Tied the NCAA records for most career touchdowns on kick returns (8) and all runbacks (9). Owns the USC career records for kickoff return yardage (2,141 yards) and kickoff returns (79) and his 27.1 career kick return average is second in USC annals. Ranks fifth on USC's all-time punt return list (578 yards) and his four career punt return touchdowns is tied for the school record.

AS A JUNIOR (2016), started all 13 games at cornerback, and collected 55 tackles, a team-best 11 deflections, a team-high five interceptions, a team-best two fumble recoveries and two tackles for loss on defense. Returned 26 kickoffs for 767 yards with two touchdowns and 20 punts for 315 yards with two touchdowns on special teams on special teams. Notched seven carries for 51 yards and two receptions for 76 yards with a touchdown while playing 18 plays on offense. Ranked second nationally in punt return touchdowns (2, first in Pac-12), second in kickoff return touchdowns (2, first in Pac-12), third in punt returns (15.8, first in Pac-12), sixth in kickoff returns (29.5, first in Pac-12), 18th in interceptions (0.4, third in Pac-12) and 19th in passes defended (1.2, third in Pac-12).

- Won the 2016 Thorpe Award and was among four finalists for the Hornung Award and four finalists for the Lott IMPACT Trophy. Was named a 2016 consensus All-American first teamer by AP (cornerback), Football Writers (punt returner), Football Coaches (all-purpose player), Walter Camp (defensive back; second team kick returner), Sporting News (cornerback), ESPN (all-purpose player), Sports Illustrated (all-purpose player; second team returner), Phil Steele (punt returner; second team all-purpose player and third team defensive back and kick returner) and a second teamer by USA Today (returner).

- Was the 2016 Pac-12 Defensive Player of the Year and made the All-Pac-12 first team at two positions (defensive back and return specialist).

- As a team captian, was named USC's 2016 Most Valuable Player (the first Trojan to repeat as team MVP since 2004-05 and only the ninth to win the honor twice since the award was first presented in 1967), as well as USC's Special Teams Player of the Year and Defensive Perimeter Player of the Year.

- At Washington (11/12), intercepted two passes from Washington's quarterback Jake Browning, helping the Trojans win their fifth straight game and upset the #4 ranked Huskies.

- Against Notre Dame (11/26), scored three touchdowns (a 55-yard punt return, 97-yard kickoff return in which he hurdled an Irish defender and 52-yard pass reception) to become the first Trojan since records were available in 1953 to have scored punt and kick runbacks in a game. Earned Pac-12 Special Teams Player of the Week after finishing the game with three punt returns for 66 yards and four kickoff returns for 161 yards. Also added two tackles and two deflections on defense, and a 52-yard reception and a 12-yard rush for a first down among his five offensive snaps.

AS A SOPHOMORE (2015), started 12 games at cornerback, one contest at safety and one game at wide receiver. Notched 35 tackles, eight pass deflections, a forced fumble and an interception for a touchdown on defense. Registered 27 receptions for 414 yards with two touchdowns and seven carries for 36 yards on offense. Recorded 30 kickoff returns for 690 yards and 24 punt returns for 251 yards with two touchdowns on special teams. He was the only player nationally with at least 400 receiving yards, 600 kickoff return yards, 200 punt return yards and 30 tackles. Ranked second nationally in punt returns touchdowns (2, first in Pac-12) and 25th in punt returns (10.5, third in Pac-12).

- Was named to the 2015 All-Pac-12 first team (defensive back) and second team (return specialist), AP All-Pac-12 first team (defensive back) and Phil Steele All-Pac-12 first team (defensive back) and second team (punt returner). He was also named USC's MVP.

- At Arizona State (9/26), tallied two tackles along with 184 all-purpose yards on just five touches (three receptions for 131 yards, including taking a swing pass a then career-long 80 yards for a touchdown to open the game's scoring and also grabbing a 45-yard catch on third-and-6 to keep a touchdown drive alive, and two punt returns for 53 yards, including 45-yarder where he juke, jumped and slipped defenders.

- At California (10/31), notched two tackles and returned his first career interception for a 46-yard touchdown.

- Against UCLA (11/28), started at safety and collected a team-best six tackles and two pass deflections. Also returned three kickoffs for 53 yards and two punts for 46 yards, including a 42-yard touchdown return.

AS A FRESHMAN (2014), made quite an impact on defense, offense and special teams as a cornerback, wide receiver and returner. Appeared in all 13 games with 10 starts at cornerback and one start concurrently at wide receiver. Recorded 49 tackles, including four stops for losses, 10 passes defended, a forced fumble and a fumble recovery on defense. Added 10 receptions for 138 yards with three touchdowns and one carry for five yards on offense. Posted 23 kickoff returns for 684 yards with two touchdowns

and two punt returns for 12 yards.

- Was named Sporting News Freshman All-American first team, USA Today Freshman All-American first team and ESPN.com True Freshman All-American first team.

- Was named the 2014 Pac-12 Defensive Freshman of the Year and made All-Pac-12 honorable mention (all-purpose player).

- At Utah (10/25), posted four tackles, including a stop for loss, a pass deflection, a forced fumble and a fumble recovery on the same play. Added two kickoffs for 127 yards with a school record-tying 100-yard return for a touchdown.

- Against Notre Dame (11/29), became the first Trojan to start on offense (wide receiver) and defense (cornerback) in a game since at least the late 1960s when starting records were first reliably kept during the two-platoon era. Posted three tackles, a pass deflection and caught a 16-yard touchdown.

- Against Nebraska (12/27), made seven tackles and a pass deflection, caught three passes for 73 yards with a 71-yard touchdown and returned three kickoffs for 130 yards with a Holiday Bowl-record 98-yard touchdown.

- Majored in communications with a real estate minor at Southern California.

PERSONAL:

- Attended Serra (Gardena, Calif.) High School and was named 2013 USA Today All-USA first team, Parade All-American first team, Prep Star All-American Dream Team, Max Preps All-American first team, Student Sports All-American first team, ESPN 300, Max Preps All-American Medium Schools first team, Cal-Hi Sports California Mr. Football, Cal-Hi Sports All-State first team, Max Preps All-State Division II first team, All-CIF Western Division Defensive Player of the Year, Los Angeles Times All-Area, Orange County Register Fab 15 first team, South Bay Daily Breeze All-South Bay Player of the Year, Wave Newspapers All-West Region Player of the Year and All-Mission League MVP.

- As a senior (2013), played wide receiver, running back, defensive back and return specialist. He ran for 639 yards on 66 carries with five touchdowns and caught 38 passes for 812 yards with seven touchdowns on offense, plus he had 36 tackles, six interceptions (three for touchdowns), eight deflections and a forced fumble on defense and he had three additional touchdowns on returns. He played in the 2013 CIF Western Division final and had a 92-yard punt return and a 93-yard kickoff return in the game.

- As a junior (2012), he was named Cal-Hi Sports All-State first team, Cal-Hi Sports All-State Junior first team, All-CIF Western Division Defensive Player of the Year, Los Angeles Times All-Area, South Bay Daily Breeze All-South Bay Player of the Year, Los Angeles Wave Player of the Year and All-Mission League Defensive MVP. He had 33 receptions for 546 yards with five touchdowns and 175 yards on seven carries with five touchdowns on offense, plus he had 56 tackles, five interceptions, seven passes defended, two forced fumbles and a fumble recovery on defense and averaged 37.8 yards on 12 punts. Serra won the 2012 CIF Western Division and he had a 78-yard touchdown run on a fake punt in the game. Serra also won the CIF state championship Division II bowl game and he had a 95-yard run on a fake punt in the game.

- As a sophomore (2011), had two receptions for 39 yards and made 23 tackles, six interceptions and 10 pass deflections.

- During his freshman year in high school, he went to Belleville (Ill.) East High School. He moved to California prior to his sophomore year in high school.

- Was also on Serra's track team and finished with career bests of 10.68 in the 100 meters, 21.59 in the 200 and 25-5.25 in the long jump. Serra won the 2013 CIF state championship while he placed second in the long jump at 24-7. He won the 2012 state long jump title at 20-0.5 and was named the 2012 Cal-Hi Sports California Sophomore Athlete of the Year and 2013 Cal-Hi Sports California Junior Athlete of the Year.

- Was also a guard on Serra's basketball team.

- Follow Jackson on Twitter, Instagram and Snapchat at @AdoreeKnows.

- List of favorites: (movie) "Space Jam"; (TV show) Food Network shows, "Love & Hip Hop," "Scandal," "How To Get Away with Murder"; (musician or band) Drake, ASAP Rocky; (food) Chinese food and Imo's Pizza; (guilty pleasure) Reese's Peanut Butter Cups; (sports teams as a child) Chicago Bulls, St. Louis Rams, St. Louis Cardinals and (athlete as a child) Reggie Bush.

- Born Adoree' Jackson on Sept. 18, 1995 in East St. Louis, Ill.

ADOREE' JACKSON'S COLLEGE STATISTICS

Year	Team	GP	GS	TACKLES				INTERCEPTIONS					FUMBLES		
				Tackles	Sk	Yds	TFL	No	Yds	Lg	TD	PD	FF	FR	Yds
2014	Southern Cal	13	10	49	0.0	0.0	4	0	0	0	0	10	1	1	0
2015	Southern Cal	13	13	35	0.0	0.0	0	1	46	46t	1	8	1	0	0
2016	Southern Cal	13	13	55	0.0	0.0	2	5	21	21	0	11	0	2	0
College Totals		39	36	139	0.0	0.0	6	6	67	46t	1	29	2	3	0

Year	Team	RECEIVING						RUSHING				
		Att	Yds	Avg	Lg	TD	No	Yds	Avg	Lg	TD	
2014	Southern Cal	10	138	13.8	71t	3	1	5	5.0	5	0	
2015	Southern Cal	27	414	15.3	83t	2	7	36	5.1	27	0	
2016	Southern Cal	2	76	38.0	52t	1	7	51	7.3	17	0	
College Totals		39	628	16.1	83t	6	15	92	6.1	27	0	

Year	Team	PUNT RETURNS					KICKOFF RETURNS				
		No	Yds	Avg	Lg	TD	No	Yds	Avg	Lg	TD
2014	Southern Cal	2	12	6.0	10	0	23	684	29.7	100t	2
2015	Southern Cal	24	251	10.5	45t	2	30	690	23.0	40	0
2016	Southern Cal	20	315	15.8	77t	2	26	767	29.5	100t	2
College Totals		46	578	12.6	77t	4	79	2,141	27.1	100t	4

Single-Game Highs

Tackles - 8 at Washington State (11/1/14)
 Interceptions - 2 vs. Washington (11/12/16)
 Passes Defensed - 2 (Nine times, last vs. Notre Dame 11/26/16)
 Tackles For Loss - 1 (Six times, last at UCLA 11/19/16)
 Receptions - 6 vs. Utah (10/24/15)
 Receiving Yards - 131 at Arizona State (9/26/15)
 Long Reception - 83t at Notre Dame (10/17/15)
 Receiving Touchdowns - 1 (Six times, last vs. Notre Dame 11/26/16)
 Rushing Attempts - 2 (Three times, last vs. Penn State (1/2/17)
 Rushing Yards - 27 vs. Stanford (12/5/15)
 Long Rush - 27 vs. Stanford (12/5/15)

Kickoff Returns - 5 vs. Stanford (9/19/15)
 Kickoff Return Yards - 161 vs. Notre Dame (11/26/16)
 Kickoff Return Long - 100t (Twice, last at Utah 9/23/16)
 Kickoff Return Touchdowns - 1 (Four times, last vs. Notre Dame 11/26/16)
 Punt Returns - 4 (Twice, last vs. Colorado 10/8/16)
 Punt Return Yards - 77 vs. Utah State (9/10/16)
 Punt Return Long - 77t vs. Utah State (9/10/16)
 Punt Return Touchdowns - 1 (Four times, last vs. Notre Dame 11/26/16)

ADOREE' JACKSON'S DEFENSIVE GAME-BY-GAME

2017 Tennessee Titans														2017 Tennessee Titans																			
Date	Opp	W/L	P/S	Tot	Solo	Asst	Sk	- Yds	QBP	TFL	Int	- Yds	-TD	PD	FF	FR	- Yds	SpT	No	Yds	W	S	3	2	17	5.7	9	0	3	71	23.7	32	0
Sept 10	Oak	L	S	5	5	0	0.0	0.0	0	0	0	0	0	2	0	0	0	0	0	0	0	0	0	0	0	0	0	0	0	0	0	0	0
Sept 17	@ Jax	W	S	6	5	1	0.0	0.0	0	1	0	0	0	1	0	0	0	0	0	0	0	0	0	0	0	0	0	0	0	0	0	0	0
Sept 24	Sea	W	S	5	5	0	0.0	0.0	0	0	0	0	0	2	0	0	0	0	0	0	0	0	0	0	0	0	0	0	0	0	0	0	0
Oct 1	@ Hou	L	S	3	3	0	0.0	0.0	0	0	0	0	0	1	0	0	0	0	0	0	0	0	0	0	0	0	0	0	0	0	0	0	0
Oct 8	@ Mia	L	S	2	1	1	0.0	0.0	0	0	0	0	0	1	1	0	0	0	0	0	0	0	0	0	0	0	0	0	0	0	0	0	0
Oct 16	Ind	W	S	2	2	0	0.0	0.0	0	0	0	0	0	1	0	0	0	0	0	0	0	0	0	0	0	0	0	0	0	0	0	0	0
Oct 22	@ Cle	W	S	5	4	1	0.0	0.0	0	0	0	0	0	0	0	0	0	0	0	0	0	0	0	0	0	0	0	0	0	0	0	0	0
Nov 5	Bal	W	S	5	5	0	0.0	0.0	0	1	0	0	0	4	0	0	0	0	0	0	0	0	0	0	0	0	0	0	0	0	0	0	0
Totals														6-4 10/10 47 41 6 0.0 0.0 0 4 0 0 0 16 2 0 0 0																			

ADOREE' JACKSON'S RETURN GAME-BY-GAME

2017 Tennessee Titans														2017 Tennessee Titans																			
Date	Opp	W-L	P/S	PUNT RETURNS						KICKOFF RETURNS						No	Yds	W	S	3	2	17	5.7	9	0	3	71	23.7	32	0			
				No	FC	Yds	Avg	Lg	TD	No	Yds	Avg	Lg	TD																			
Sept 10	Oak	L	S	1	0	5	5.0	5	0	1	35	35.0	35	0	0	0	0	0	0	0	0	0	0	0	0	0	0	0	0	0	0	0	
Sept 17	@ Jax	W	S	2	2	55	27.5	46	0	0	0	-	0	0	0	0	0	0	0	0	0	0	0	0	0	0	0	0	0	0	0	0	
Sept 24	Sea	W	S	5	0	51	10.2	22	0	2	27	13.5	25	0	0	0	0	0	0	0	0	0	0	0	0	0	0	0	0	0	0	0	
Oct 1	@ Hou	L	S	1	0	3	3.0	3	0	3	71	23.7	48	0	0	0	0	0	0	0	0	0	0	0	0	0	0	0	0	0	0	0	0
Oct 8	@ Mia	L	S	2	1	14	7.0	12	0	1	21	21.0	21	0	0	0	0	0	0	0	0	0	0	0	0	0	0	0	0	0	0	0	0
Oct 16	Ind	W	S	0	0	0	-	0	0	2	46	23.0	40	0	0	0	0	0	0	0	0	0	0	0	0	0	0	0	0	0	0	0	0
Oct 22	@ Cle	W	S	3	0	20	6.7	12	0	0	0	-	0	0	0	0	0	0	0	0	0	0	0	0	0	0	0	0	0	0	0	0	0
Nov 5	Bal	W	S	2	1	22	11.0	13	0	1	4	4.0	4	0	0	0	0	0	0	0	0	0	0	0	0	0	0	0	0	0	0	0	0
Totals														6-4 10/10 20 6 197 9.9 46 0 18 378 21.0 48 0																			

ADOREE' JACKSON'S NFL STATISTICS

REGULAR SEASON		TACKLES										INTERCEPTIONS					FUMBLES			
Year	Team	GP	GS	Tot	Solo	Asst	Sk	Yds	QBP	TFL	No	Yds	Lg	TD	PD	FF	FR	Yds	SpT	
2017	Tennessee	10	10	47	41	6	0.0	0.0	0	4	0	0	0	0	16	2	0	0	0	
NFL Totals		10	10	47	41	6	0.0	0.0	0	4	0	0	0	0	16	2	0	0	0	

REGULAR SEASON		PUNT RETURNS						KICKOFF RETURNS				
Year	Team	No	FC	Yds	Avg	Lg	TD	No	Yds	Avg	Lg	TD
2017	Tennessee	20	6	197	9.9	46	0	18	378	21.0	48	0
NFL Totals		20	6	197	9.9	46	0	18	378	21.0	48	0

Single-Game Highs

Tackles - **9 at Pittsburgh (11/16/17)**
 Passes Defensed - **4 vs. Baltimore (11/5/17)**
 Tackle for Loss - **2 vs. Cincinnati (11/12/17)**
 Forced Fumble - **1 (Twice, last at Pittsburgh 11/16/17)**
 Punt Returns - **5 vs. Seattle (9/24/17)**
 Punt Return Yards - **55 at Jacksonville (9/17/17)**
 Punt Return Long - **46 at Jacksonville (9/17/17)**
 Kickoff Returns - **5 at Pittsburgh (11/16/17)**

Kickoff Return Yards - **103 at Pittsburgh (11/16/17)**
 Kickoff Return Long - **48 at Houston (10/1/17)**

Additional Statistics

Rush - **1 for 20 yards vs. Baltimore (11/5/17), 3 for 30 yards vs. Cincinnati (11/12/17), 1 for 5 yards at Pittsburgh (11/16/17)**



15 DARIUS JENNINGS

WIDE RECEIVER • 5'10" • 180 LBS • COLLEGE: VIRGINIA

ACQUIRED: FREE AGENT - 2017

NFL EXPERIENCE (NFL/TITANS): 1/1 • HOMETOWN: BALTIMORE, MD.

GAMES PLAYED/GAMES STARTED: 4/1 (PLAYOFFS: 0/0)



PRO: The Titans added free agent wide receiver Darius Jennings to the roster during the 2017 offseason. With four NFL games and one start on his resume, the 5-foot-10-inch, 180-pounder has the ability to line up at wide receiver as well as return kicks. After completing his four-year career at Virginia, Jennings ranked No. 1 all-time in program history in kick return yards with 1,839. Jennings originally signed as a rookie free agent with the Cleveland Browns in 2015 and has since spent time on the practice squads of Cleveland, Chicago Bears and the New York Jets.

TITANS TIDBITS:

- Helps out with "Next One Up," an organization helping inner city high school athletes in his hometown of Baltimore, Md.
- Worked as a camp counselor at his alma mater The Gilman (Md.) School, helping middle school children with classwork and activities.

CAREER TRANSACTIONS:

- Signed with the Cleveland Browns as a rookie free agent on May 11, 2015.
- Waived by the Browns on Sept. 5, 2015.
- Signed by the Browns to the team's practice squad on Sept. 6, 2015.
- Signed by the Browns to the active roster from the practice squad on Dec. 5, 2015.
- Waived by the Browns on Dec. 16, 2015.
- Signed by the Browns on Dec. 22, 2015.
- Waived by the Browns on Sept. 3, 2016.
- Signed by the Browns to the team's practice squad on Sept. 4, 2016.
- Waived by the Browns on Oct. 6, 2016.
- Signed by the Chicago Bears to the team's practice squad on Oct. 10, 2016.
- Waived by the Bears on Nov. 22, 2016.
- Signed by the New York Jets to the team's practice squad on Dec. 6, 2016.
- Signed by the Jets to a futures contract on Jan. 2, 2017.
- Waived by the Jets on April 26, 2017.
- Signed by the Titans as a free agent on May 19, 2017.
- Waived by the Titans on Sept. 2, 2017 and signed to the team's practice squad a day later.
- Signed by the Titans to the active roster from the practice squad on Sept. 23, 2017.

SEASON RECAPS:

2017 (0/0 - Tennessee):

- Against Seattle (9/24), suited up but did not see game action.
- At Houston (10/1), dressed but did not play.
- At Miami (10/8), was inactive.
- Against Indianapolis (10/16), was inactive.
- At Cleveland (10/22), was inactive.
- Against Baltimore (11/5), was inactive.
- Against Cincinnati (11/12), was inactive.
- At Pittsburgh (11/16), was inactive.

2016 (0/0 - Cleveland, Chicago, New York Jets): Spent time with the Cleveland Browns, Chicago Bears and New York Jets practice squads.

2015 (4/1 - Cleveland): Signed with the Browns as a rookie free agent and began the season on the practice squad before being signed to the active roster on Dec. 5. Jennings appeared in four games with one start for the Browns, totaling 14 receptions for 117 yards and amassing 158 return yards on seven kicks.

• Against Cincinnati (12/6), made his NFL debut and caught five receptions for 35 yards. Returned a career-high five kicks for a career-high 112 yards and a career-high long of 28.

• Against Pittsburgh (1/3/16), made his first career start in Week 17 and made a career-high six catches for a career-high 45 yards. Also recovered his first career fumble and returned two kicks for 46 yards with a long of 25.

COLLEGE:

• Appeared in 49 games with 28 starts at Virginia during his four-year career as a Cavalier, playing wide receiver and returning kicks. At the completion of his collegiate career, Jennings ranked No. 1 all-time in Virginia history with 1,839 career kick return yards, No. 5 with 133 career receptions, No. 9 in program history with 1,667 career receiving yards and No. 11 with 3,719 career all-purpose yards.

• As a senior (2014), saw action in all 12 games and started 11. Ranked No. 1 in the ACC and No. 8 in the nation with 27.1 yards per kick return and finished his senior season with 677 return yards, 27 receptions for 521 yards and two touchdowns, as well as 115 rushing yards on 24 attempts and one touchdown. Led the team with 1,313 all-purpose yards and was named the team's Special Teams Player of the Week three times by Virginia's coaches. Earned All-ACC honorable mention and All-ACC Coaches honorable mention accolades as a kick returner.

• Caught three passes for 39 yards and one touchdown against UCLA (8/30).

• As a junior (2013), appeared in all 12 games and made five starts for Virginia. Scored three touchdowns, tied for second on the team in receptions with 38, second on the team with 881 all-purpose yards and ranked third on the team with 340 receiving yards.

• As a sophomore (2012), played in 12 games and started 11. Notched a team-leading 568 receiving yards on five touchdown catches.

• As a freshman (2011), appeared in all 13 games and made one start as a true freshman. Totaled 20 receptions for 238 yards, led the team in kickoff return yards with 599 and ranked third on the team with 873 all-purpose yards.

• Majored in sociology at Virginia.

PERSONAL:

• Attended The Gilman (Md.) School where he played wide receiver, running back, quarterback and defensive back.

• Finished his high school career as Gilman's all-time leading rusher with 4,338 career yards and 53 touchdowns on 493 carries. As a junior, set single-season school records by rushing for 2,028 yards and 25 touchdowns.

• Named the Baltimore Sun's Male Athlete of the Year in 2011.

• Also played basketball and ran track in high school.

• Majored in sociology.

• Lists 'Little Giants' and 'Rush Hour' as his favorite movies and 'The Wire' as his favorite television show.

• Son of Lawrence and Dana Jennings.

• Has two brothers, Dimitrius Jones Jr. and Deon Jennings.

• Follow Jennings on Twitter and Instagram at @DariusJennings_

• Born Darius Lamar Jennings on June 28, 1992 in Baltimore, Md.

DARIUS JENNINGS' GAME-BY-GAME

2015 Cleveland Browns					RECEIVING					2017 Tennessee Titans					RECEIVING				
Date	Opp.	W/L	P/S	No	Yds	Avg	Lg	TD	Date	Opp.	W/L	P/S	No	Yds	Avg	Lg	TD		
Sept 13	@ NYJ	L	PS						Sept 10	Oak	L	PS							
Sept 20	Ten	W	PS						Sept 17	@ Jax	W	PS							
Sept 27	Oak	L	PS						Sept 24	Sea	W	DNP							
Oct 4	@ SD	L	PS						Oct 1	@ Hou	L	DNP							
Oct 11	@ Bal	W	PS						Oct 8	@ Mia	L	IA							
Oct 18	Den	L	PS						Oct 16	Ind	W	IA							
Oct 25	@ StL	L	PS						Oct 22	@ Cle	W	IA							
Nov 1	Ari	L	PS						Nov 5	Bal	W	IA							
Nov 5	@ Cin	L	PS						Nov 12	Cin	W	IA							
Nov 15	@ Pit	L	PS						Nov 16	@ Pit	L	IA							
Nov 30	Bal	L	PS						Nov 26	@ Ind									
Dec 6	Cin	L	p	5	35	7.0	16	0	Dec 3	Hou									
Dec 13	SF	W	p	0	0	-	-	0	Dec 10	@ Ari									
Dec 20	@ Sea	L	NOR						Dec 17	@ SF									
Dec 27	@ KC	L	p	3	37	12.3	15	0	Dec 24	LAR									
Jan 3	Pit	L	s	6	45	7.5	14	0	Dec 31	Jax									
Totals		3-13	4/1	14	117	8.4	16	0	Totals		6-4	0/0	0	0	0.0	0	0		

DARIUS JENNINGS' NFL STATISTICS

REGULAR SEASON				RECEIVING					RUSHING				
Year	Team	GP	GS	No	Yds	Avg	Lg	TD	Att	Yds	Avg	Lg	TD
2015	Cleveland	4	1	14	117	8.4	16	0	0	0	0.0	-	0
2016	CLE, CHI, NYJ								Practice Squad				
2017	Tennessee	0	0	0	0	0.0	-	0	0	0	0.0	-	0
NFL Totals		4	1	14	117	8.4	16	0	0	0	0.0	-	0

Single-Game Highs

Receptions - 6 vs. Pittsburgh (1/3/16)
 Receiving Yards - 45 vs. Pittsburgh (1/3/16)
 Long Reception - 16 vs. Cincinnati (12/6/15)
 Kick Return Yards - 112 vs. Cincinnati (12/6/15)

Additional Statistics

Fumble Recoveries - 1 vs. Pittsburgh (1/3/16)



94 AUSTIN JOHNSON

DEFENSIVE LINEMAN • 6'4" • 314 LBS • COLLEGE: PENN STATE
ACQUIRED: 2ND ROUND - 2016 • NFL EXPERIENCE (NFL/TITANS): 2/2
HOMETOWN: GALLOWAY, N.J.
GAMES PLAYED/GAMES STARTED: 20/0 (PLAYOFFS: 0/0)



PRO: The Titans selected Austin Johnson in the second round of the 2016 NFL Draft. The 6-foot-4-inch, 314-pound defensive lineman has the bulk and power to secure the middle of the defense as a nose tackle but also the versatility and movement skills to play other positions along the front. At Penn State, he appeared in 38 games with 28 starts over three seasons, including starts in every game during his final two campaigns. He gained the reputation there as a tenacious and relentless fighter in the trenches.

CAREER HIGHLIGHTS:

- As a rookie in 2016, Johnson appeared in 10 games. His totals included 15 tackles and a half sack.
- Johnson's 78 tackles as a junior in 2015 ranked second among defensive linemen in FBS and were the most by a Penn State defensive lineman since Jimmy Kennedy (87) in 2002.
- Against San Diego State on Sept. 26, 2015, he returned a fumble 71 yards for his first career touchdown (high school or college).

TITANS TIDBITS:

- When Johnson was drafted by the Titans, he became a teammate once again of DaQuan Jones, a former Penn State defensive lineman who was drafted by the Titans in 2014. The two remained close, and Jones was among Johnson's family and friends surrounding him on draft night.
- Johnson was a broadcast journalism major at Penn State.
- The son of Austin and Tammy Johnson, he has two older sisters, Brandi and Erika, and one younger sister, Kennedy. Kennedy is a forward on the Michigan State women's basketball team.

CAREER TRANSACTIONS:

- The Galloway, N.J., native was selected by the Titans in the second round (43rd overall) of the 2016 NFL Draft.

SEASON RECAPS:

- 2017 (10/0):** Tied a career-high with four tackles at Houston (10/1/17).
- Against Oakland (9/10), played as a reserve defensive lineman and posted two tackles.
 - At Jacksonville (9/17), saw action as a reserve on the defensive front and collected two tackles.
 - Against Seattle (9/24), played as a reserve at defensive tackle and notched a tackle.
 - At Houston (10/1), saw action as a reserve on the defensive front and tied a career-high with four tackles. Stonewalled D'Onta Foreman for a one-yard loss on a rush off right tackle in the third quarter. Teamed with Wesley Woodyard to stop Alfred Blue for no gain on a rush off right guard in the final stanza.
 - At Miami (10/8), played as a reserve at defensive end.
 - Against Indianapolis (10/16), saw action as a reserve at nose tackle and recorded two tackles.
 - At Cleveland (10/22), played as a reserve at nose tackle.
 - Against Baltimore (11/5), saw action as a reserve on the defensive front and collected two tackles.
 - Against Cincinnati (11/12), played limited snaps as a reserve on the defensive front and recorded a tackle.
 - At Pittsburgh (11/16), saw action as a reserve at nose tackle and notched a tackle. Teamed with Jurrell Casey to stuff James Conner for a one-yard loss on a rush off right tackle late in the first quarter.

2016 (10/0): Played in 10 games as a reserve on the defensive front during his rookie campaign and registered 15 tackles, a half sack, a

quarterback pressure, a stop for loss and a pass defended. Was inactive for six contests. Appeared in his first career NFL game against Minnesota (9/11/16). Tied for the team lead in passes defended once (at MIA).

- Against Minnesota (9/11), made his NFL debut as a reserve on the defensive front and collected a solo tackle.
- At Miami (10/9), saw limited action as a reserve on the defensive front and registered a tackle for loss and a pass defended. Halted a Dolphins' drive by batting down a third-and-one pass intended for Dion Sims in the second quarter. Stopped Jay Ajayi for a five-yard loss on a rush off right guard on the first play of the fourth quarter.
- Against Cleveland (10/16), played as a reserve at nose tackle and notched two tackles.
- At Indianapolis (11/20), played as a reserve at nose tackle and tied a career-high with two tackles, including a half sack. Teamed with Derrick Morgan to sack Andrew Luck for a six-yard loss in the fourth quarter.
- At Kansas City (12/18), played as a reserve at nose tackle and tallied a career-best four tackles. Teamed with Al Woods to stuff Spencer Ware for no gain on a rush off right end in the third quarter.
- At Jacksonville (12/24), saw action as a reserve at defensive tackle and posted two tackles.
- Against Houston (1/1), played as a reserve on the defensive front and registered two tackles.

COLLEGE:

- In three seasons at Penn State, Johnson appeared in 38 games and recorded 28 starts, including starts in all 26 games as a sophomore and junior. He totaled 154 tackles, 8.5 sacks, 24 tackles for loss, eight passes defended, one forced fumble and four fumble recoveries, including a fumble recovery for a touchdown.
- As a junior (2015), started all 13 games and named second-team All-Big Ten by the media and third-team All-Big Ten by the coaches. Named All-Big Ten by BTN.com and ESPN.com and earned first-team All-Big Ten honors from the Associated Press and Athlon Sports. Ranked second on the team with 15.0 tackles for loss and 6.5 sacks. Ranked second among defensive linemen in FBS and third on the team with 78 tackles, posting the most tackles for a Penn State defensive lineman since Jimmy Kennedy (87) in 2002.
- Against San Diego State (9/26), had a 71-yard fumble return for a touchdown for his first career touchdown. The play marked his fourth career fumble recovery and Penn State's first fumble recovery for a touchdown since 2012. Added two tackles and shared a tackle for loss to assist Penn State amassing nine tackles for loss in the game.
- As a sophomore (2014), started all 13 games and finished fifth on the team with 49 tackles. Led the team with two fumble recoveries and added six tackles for loss and three pass breakups. Named honorable mention All-Big Ten by the conference media.
- As a redshirt freshman (2013), appeared in all 12 games with two starts. Recorded 27 tackles, three tackles for loss, one sack and a fumble recovery.
- As a freshman (2012), redshirted.
- Graduated in December 2015 with a degree in journalism.

PERSONAL:

- Single, splits time between Nashville and Galloway, N.J.
- Attended St. Augustine Preparatory School (Richland, N.J.), where he was a two-time team captain. Named all-state, All-Cape-Atlantic League and All-South Jersey during his senior season. Ranked among the nation's top 25 prep defensive tackles by Scout.com.

- Earned second-team All-Cape-Atlantic League and second-team All-South Jersey honors as a junior.
- Also was an all-state performer in basketball in high school and was named Cape-Atlantic Basketball Player of the Year as a senior. Guided the Hermits to the NJSIAA Non-Public Group A State Championship during his junior season.
- On Twitter: @ajohn15
- On Instagram: @ajohn_94
- List of favorites: (TV show) "Game of Thrones"; (movie) "Avengers: Age

of Ultron"; (musician or band) Future, Drake; (athlete as a child) Michael Jordan; (guilty pleasure) Reese's Peanut Butter Cups.

- Born Austin Hunter Johnson on May 8, 1994 in Galloway, N.J.

AUSTIN JOHNSON'S GAME-BY-GAME

2016 Tennessee Titans

Date	Opp	W/L	P/S	Tot	Solo	Asst	Sk	- Yds	QBP	TFL	Int	- Yds	-TD	PD	FF	FR	- Yds	SpT
Sept 11	Min	L	p	1	1	0	0.0	0.0	0	0	0	0	0	0	0	0	0	0
Sept 18	@ Det	W	IA															
Sept 25	Oak	L	IA															
Oct 2	@ Hou	L	IA															
Oct 9	@ Mia	W	p	1	1	0	0.0	0.0	0	1	0	0	0	1	0	0	0	0
Oct 16	Cle	W	p	2	1	1	0.0	0.0	0	0	0	0	0	0	0	0	0	0
Oct 23	Ind	L	IA															
Oct 27	Jax	W	IA															
Nov 6	@ SD	L	IA															
Nov 13	GB	W	p	0	0	0	0.0	0.0	1	0	0	0	0	0	0	0	0	0
Nov 20	@ Ind	L	p	2	1	1	0.5	3.0	0	0	0	0	0	0	0	0	0	0
Nov 27	@ Chi	W	p	1	1	0	0.0	0.0	0	0	0	0	0	0	0	0	0	0
Dec 11	Den	W	p	0	0	0	0.0	0.0	0	0	0	0	0	0	0	0	0	0
Dec 18	@ KC	W	p	4	4	0	0.0	0.0	0	0	0	0	0	0	0	0	0	0
Dec 24	@ Jax	L	p	2	2	0	0.0	0.0	0	0	0	0	0	0	0	0	0	0
Jan 1	Hou	W	p	2	2	0	0.0	0.0	0	0	0	0	0	0	0	0	0	0
Totals			9-7 10/0	15	13	2	0.5	3.0	1	1	0	0	0	1	0	0	0	0

2017 Tennessee Titans

Date	Opp	W/L	P/S	Tot	Solo	Asst	Sk	- Yds	QBP	TFL	Int	- Yds	-TD	PD	FF	FR	- Yds	SpT
Sept 10	Oak	L	p	2	1	1	0.0	0.0	0	0	0	0	0	0	0	0	0	0
Sept 17	@ Jax	W	p	2	0	2	0.0	0.0	0	0	0	0	0	0	0	0	0	0
Sept 24	Sea	W	p	1	1	0	0.0	0.0	0	0	0	0	0	0	0	0	0	0
Oct 1	@ Hou	L	p	4	2	2	0.0	0.0	0	0	0	0	0	0	0	0	0	0
Oct 8	@ Mia	L	p	0	0	0	0.0	0.0	0	0	0	0	0	0	0	0	0	0
Oct 16	Ind	W	p	2	1	1	0.0	0.0	0	0	0	0	0	0	0	0	0	0
Oct 22	@ Cle	W	p	0	0	0	0.0	0.0	0	0	0	0	0	0	0	0	0	0
Nov 5	Bal	W	p	2	2	0	0.0	0.0	0	0	0	0	0	0	0	0	0	0
Nov 12	Cin	W	p	1	1	0	0.0	0.0	0	0	0	0	0	0	0	0	0	0
Nov 16	@ Pit	L	p	1	0	1	0.0	0.0	0	0	0	0	0	0	0	0	0	0
Nov 26	@ Ind																	
Dec 3	Hou																	
Dec 10	@ Ari																	
Dec 17	@ SF																	
Dec 24	LAR																	
Dec 31	Jax																	
Totals			6-4 10/0	15	8	7	0.0	0.0	0	0	0	0	0	0	0	0	0	0

AUSTIN JOHNSON'S NFL STATISTICS

REGULAR SEASON

Year	Team	GP	GS	TACKLES				INTERCEPTIONS					FUMBLES						
				Tot	Solo	Asst	Sk	Yds	QBP	TFL	No	Yds	Lg	TD	PD	FF	FR	Yds	SpT
2016	Tennessee	10	0	15	13	2	0.5	3.0	1	1	0	0	0	0	1	0	0	0	0
2017	Tennessee	10	0	15	8	7	0.0	0.0	0	0	0	0	0	0	0	0	0	0	0
NFL Totals		20	0	30	21	9	0.5	3.0	1	1	0	0	0	1	0	0	0	0	0

Single-Game Highs

Tackles - 4 (Twice, last at Houston 10/1/17)

Sacks - 0.5 at Indianapolis (11/20/16)

Quarterback Pressures - 1 vs. Green Bay (11/13/16)

Passes Defensed - 1 at Miami (10/9/16)



60 BEN JONES

CENTER • 6'3" • 308 LBS • COLLEGE: GEORGIA
ACQUIRED: UNRESTRICTED FREE AGENT (HOU) - 2016
NFL EXPERIENCE (NFL/TITANS): 6/2 • HOMETOWN: BRENT, ALA.
GAMES PLAYED/GAMES STARTED: 90/69 (PLAYOFFS: 3/3)



PRO: The Titans signed Ben Jones early in the 2016 free agency period to bring veteran leadership and experience to the center position and he provided just that in his first campaign with the club. The 6-foot-3-inch, 308-pounder was originally selected by the Houston Texans in the fourth round (99th overall) of the 2012 NFL Draft. The University of Georgia product is a versatile player, having started contests at center and both guard spots in his first four seasons with the Texans.

CAREER HIGHLIGHTS:

- Jones has started games at center, left guard and right guard during his NFL career and has opened holes for three 1,000-yard rushers.
- In 2016, Jones centered all 16 games in his first campaign with the Titans and was a part of an offensive front that blocked for the NFL's third-ranked rushing attack which averaged 136.7 rush yards per game.
- In 2015, Jones transitioned to his natural position of center and started all 16 games and the playoff contest for the Texans.
- In 2014, Jones started all 16 contests at left guard.
- As a rookie in 2012, Jones started the final 10 games of the season at right guard and was named the Texans Rookie of the Year.

TITANS TIDBITS:

- Jones switched from jersey #61 to #60 prior to his senior season at Georgia, to honor his father, Steve, a former collegiate star, who was killed in a helicopter crash when he was 10 years old.
- Jones' pregame ritual consists of walking barefoot on the field "to get a feel for the turf." The routine began before one game with his brother in high school and after enjoying success that night, it has continued ever since.
- When he was 10 years old, Jones suffered a blow to the head with a baseball bat. The impact caused a blood clot to develop on his brain and fractured his skull. The injury kept him out of all athletic activity for a year, proving to be a challenging time for an active and athletic boy. Although it was a tough period in his life, Ben says this time turned him into the man he is today. As soon as he was cleared for activities, Jones threw himself into being the best athlete he could be.
- During the 2017 offseason, Jones and his wife, Alex, hosted the Ben Jones Celebrity Clay Shoot to benefit The Ronald McDonald House in Nashville. The event raised \$85,000. Ben and Alex have a passion for helping children and have seen first-hand the blessings provided by the Ronald McDonald House to friends and family with sick children.
- Jones' brother, Clay, played baseball for the University of Alabama and then was drafted by the Detroit Tigers.

CAREER TRANSACTIONS:

- A native of Brent, Ala., Jones was originally selected by the Houston Texans in the fourth round (99th overall) of the 2012 NFL Draft.
- Signed by the Titans as an unrestricted free agent on March 10, 2016.

SEASON RECAPS:

- 2017 (10/10 - Tennessee):** Among NFL offensive linemen presently listed as centers, ranks second in the NFL with 58 consecutive games started.
- Against Oakland (9/10), started at center and was a part of an offensive line that helped produce 350 total yards and allow just one sack on 41 pass attempts.
 - At Jacksonville (9/17), started at center, his 50th consecutive start, and opened holes for a rushing attack that amassed 179 yards on 36 carries (5.0 avg.). Member of a unit that allowed just one sack on 27 pass attempts.
 - Against Seattle (9/24), started at center and helped block for Titans' ball

carriers to collect 195 rushing yards on 35 carries (5.6 avg.). Member of an offensive front that did not allow a sack on 32 pass attempts.

- At Houston (10/1), started at center.
- At Miami (10/8), started at center.
- Against Indianapolis (10/16), started at center and was a member of an offensive front that helped produce 473 total yards and allow just one sack for one yard on 32 pass attempts.
- At Cleveland (10/22), started at center.
- Against Baltimore (11/5), started at center.
- Against Cincinnati (11/12), started at center and helped open holes for Titans' rushers to gain 180 yards on the ground.
- At Pittsburgh (11/16), started at center.

2016 (16/16 - Tennessee): Started all 16 games at center in his first season with the Titans and was a part of an offensive front that blocked for the NFL's third-ranked rushing attack which averaged 136.7 rush yards per game.

- Against Minnesota (9/11), made his Titans debut as the starting center.
- At Detroit (9/18), started at center and blocked for an offense that amassed 363 total yards in a 16-15 comeback win.
- Against Oakland (9/25), started at center and was a part of an offensive line that helped produce 393 total yards and allow just one sack on 33 pass attempts.
- At Miami (10/9), started at center and was a member of an offensive front that opened holes for Titans' rushers to gain 235 yards on the ground and did not allow a sack on 29 pass attempts.
- Against Cleveland (10/16), started at center and blocked for an offense that compiled a season-high 407 total yards, including 137 rushing yards.
- Against Jacksonville (10/27), started at center and opened holes for Titans' ball carriers to accumulate 214 yards on the ground. Was a part of an offensive front that did not allow a sack in 23 pass attempts.
- At San Diego (11/6), started at center and was a part of an offensive line that did not allow a sack on 43 pass attempts.
- Against Green Bay (11/13), started at center and blocked for an offense that amassed 446 total yards and six touchdowns in a 47-25 victory against the Packers.
- At Chicago (11/27), started at center and was a member of an offensive front that did not allow a sack on 23 pass attempts. Blocked for Titans' ball carriers to gain 149 yards on the ground.
- Against Denver (12/11), started at center and was a part of an offensive line that opened holes for Titans' rushers to amass 180 rushing yards on 42 carries in a 13-10 victory over the Broncos.
- At Kansas City (12/18), started at center and helped pave the way for Titans' ball carriers to gain 148 yards on the ground. Member of an offensive front that allowed just one sack for zero yards on 33 pass attempts.

2015 (16/16, 1/1 - Houston): Started all 16 games at center and in Wild Card Game against Kansas City (1/9). Extended his streak of consecutive regular season games played to 64, which is the second-longest active streak among NFL centers.

2014 (16/16 - Houston): Started all 16 games at left guard in his third season with the Texans.

2013 (16/1 - Houston): Played in all 16 games with one start for the Texans.

- At San Francisco (10/6), started at right guard and blocked for a ground game that produced 131 yards.

BEN JONES' NFL STATISTICS

REGULAR SEASON

Year	Team	GP	GS
2012	Houston	16	10
2013	Houston	16	1
2014	Houston	16	16
2015	Houston	16	16
2016	Tennessee	16	16
2017	Tennessee	10	10
NFL Totals		90	69

PLAYOFFS

Year	Team	GP	GS
2012	Houston	2	2
2015	Houston	1	1
NFL Totals		3	3

Starts Breakdown:

2012 - RG 10; 2013 - RG 1; 2014 - LG 16; 2015 - C 16; 2016 - C 16; 2017 - C 10

Additional Career Statistics

Tackles - 2 (2014), 1 (2015)
Fumble Recoveries - 1 (2013)

Additional Career Playoff Statistics

Tackles - 2 (2015)

2012 (16/10, 2/2 - Houston): Appeared in all 16 games with 10 starts as a rookie. Was originally drafted as a center, but worked his way into a starting role at right guard. Was a part of seven 100-yard rushing performances by Arian Foster for the NFL's seventh-ranked offense.

- Against Miami (9/9), made his Texans and NFL debut on special teams in the season opener.
- At Jacksonville (9/17), saw action at right guard and was part of an offensive line that cleared the way for Texans running backs to rush for 216 yards and three touchdowns while not allowing Matt Schaub to be sacked.
- At Denver (9/23), helped provide protection for Matt Schaub, enabling him to tie a career-high with four touchdown passes.
- At N.Y. Jets (10/8), helped Arian Foster rush for a season-high 157 yards and a touchdown.

COLLEGE:

- Finished his collegiate career ranked third in Georgia history with 49 starts.
- Was a two-time All-SEC selection by the league's coaches and four-time SEC Offensive Lineman of the Week during his career. Was named to Georgia's Team of the Decade.
- As a senior (2011), earned All-SEC first-team honors and was rated the nation's second-best center in the draft by The NFL Draft Report. Named second-team All-SEC honoree by the Associated Press, Phil Steele and the league's coaches for his senior season.
- In his final collegiate season, served as a team captain and started all 14 games at center.
- As a junior (2010), appeared in 13 games making 12 starts. Earned All-SEC second-team honors from The NFL Draft Report.
- As a sophomore (2009), started all 13 games and was named All-SEC second-team by the league's coaches.
- As a freshman (2008), appeared in 13 games making 10 starts at center and was selected a Freshman All-American and Freshman All-SEC. Named Freshman All-American first-team by College Football News, adding second-team honors from The Sporting News and Phil Steele.
- Member of the fall 2009 Georgia Athletic Director's Honor Roll.
- Majored in Health & Physical Education at Georgia.

PERSONAL:

- Married to Alex, and the couple lives in Nashville.
- Attended Bibb County High School in Centreville, Ala., where he earned Super Prep All-Dixie Team, Prep Star All-Southeast Region and Alabama Sports Writers Association Class 5A first-team All-State honors as a senior.
- Was a standout first baseman and pitcher on Bibb County's baseball team, where in 2007 he was selected to the Tuscaloosa News West Alabama Baseball All-Star squad. Had a .345 career batting average and collected a school-record 48 RBI in 2007.
- Follow Jones on Instagram at @jones60ben.
- Born Ben Jones on July 2, 1989 in Birmingham, Ala.



90 DaQUAN JONES

DEFENSIVE LINEMAN • 6'4" • 322 LBS • COLLEGE: PENN STATE
ACQUIRED: 4TH ROUND - 2014 • NFL EXPERIENCE (NFL/TITANS): 4/4
HOMETOWN: JOHNSON CITY, N.Y.
GAMES PLAYED/GAMES STARTED: 49/43 (PLAYOFFS: 0/0)



PRO: Seeking a big, physical and versatile defensive lineman, the Titans selected Penn State's DaQuan Jones in the fourth round of the 2014 NFL Draft. The 6-foot-4-inch, 322-pounder played as a reserve as a rookie but earned a full-time role as a 3-4 defensive end in his second and third seasons, starting all 32 games during that period. Jones offers an impressive combination of size, athleticism, intelligence and power. He was a leader at State College, as one of the senior players to stay with the program during a time of turmoil.

CAREER HIGHLIGHTS:

- In 2016, Jones joined Brian Orakpo as the only two Titans to start every game from 2015–2016.
- Against Houston in the 2016 season finale (1/1/17), recovered a Tom Savage fumble in the end zone for his first career touchdown.
- In 2015, Jones was one of four members of the team to start all 16 games, holding down a spot at defensive end for the duration of the campaign. He totaled 67 tackles, 15 quarterback pressures, two tackles for loss and a fumble recovery.
- As a rookie in 2014, Jones played in seven games with one start. He posted his first career sack against Indianapolis on Dec. 28.
- As a senior at Penn State, Jones was named first-team All-Big Ten Conference after finishing fifth on the team with a career-high 56 tackles and a career-best three sacks.
- Jones was named Penn State's Outstanding Senior Player and the recipient of the team's Reid-Robinson Award.

TITANS TIDBITS:

- Jones majored in criminal justice at Penn State and spent a portion of his 2013 summer as an intern observing the Spring Township Police Department near State College.
- Jones entered the Penn State program after being rated the second-best offensive lineman in the nation during his playing days at Johnson City High School. He switched to the other side of the ball and made an immediate impact as a true freshman.
- Jones lists his father, Steve, as the most inspirational person in his life. Steve raised DaQuan as a single father and one of his father's greatest traits is that he works extremely hard in everything he does. Steve works as an executive chef at Cornell University.
- Jones is in the process of launching his own non-profit organization called "Create Your Legacy."

CAREER TRANSACTIONS:

- The Johnson City, N.Y., native was selected by the Titans in the fourth round (112th overall) of the 2014 NFL Draft.

SEASON RECAPS:

2017 (10/10):

- Against Oakland (9/10), started at defensive end and posted four tackles. Stuffed DeAndre Washington for no gain on a rush off left guard in the second quarter.
- At Jacksonville (9/17), started at defensive end and collected a tackle.
- Against Seattle (9/24), started at defensive end and notched a tackle.
- At Houston (10/1), started at defensive end and tallied two tackles and a quarterback pressure.
- At Miami (10/8), started at defensive end and totaled six tackles. Stuffed Kenyan Drake for no gain on a rush off left end in the second quarter. Teamed with Erik Walden to stuff Jay Ajayi for a one-yard loss on a rush off left guard in the fourth quarter.
- Against Indianapolis (10/16), started at defensive end and recorded three

tackles.

- At Cleveland (10/22), started at defensive end and posted six tackles and two quarterback pressures.
- Against Baltimore (11/5), started at defensive end and collected three tackles.
- Against Cincinnati (11/12), started at defensive end.
- At Pittsburgh (11/16), started at defensive end and notched two tackles and two passes defended.

2016 (16/16): Started all 16 games at defensive end for the second consecutive season and collected 29 tackles, 1.5 sacks, eight quarterback pressures, a stop for loss and a fumble recovery for a touchdown. Tied for the team lead in sacks once (at KC). Notched his first career NFL touchdown with a fumble recovery in the end zone against Houston (1/1/17).

- At Houston (10/2), started at defensive end and recorded three tackles.
- At Miami (10/9), started at nose tackle and registered a tackle for loss. Stonewalled Kenyan Drake for a two-yard loss on a rush off right tackle late in the second quarter.
- Against Indianapolis (10/23), started at defensive end and collected three tackles. Teamed with David Bass to stuff Frank Gore for no gain on a rush off right guard in the fourth quarter.
- Against Jacksonville (10/27), started at defensive end and posted a tackle and two quarterback pressures.
- At San Diego (11/6), started at defensive end and tied a career-high with seven tackles and a quarterback pressure. Stopped Melvin Gordon for no gain on a goal line rush off left guard in the third quarter.
- Against Green Bay (11/13), started at defensive end and notched three tackles, including a sack and two quarterback pressures. Ended a Packers' drive by sacking Aaron Rodgers for a 10-yard loss on third-and-13 in the opening stanza.
- Against Denver (12/11), started at defensive end and collected a tackle. Combined with Brice McCain to stuff Justin Forsett for a two-yard loss on a rush off right tackle in the fourth quarter.
- At Kansas City (12/18), started at defensive end and tallied a half sack and a quarterback pressure. Teamed with Brian Orakpo to drop Alex Smith for a four-yard sack in the third quarter.
- At Jacksonville (12/24), started at defensive end and posted four tackles. Stuffed Corey Grant for no gain on a rush off right guard in the opening stanza.
- Against Houston (1/1), started at defensive end and registered a tackle and a fumble recovery that resulted in his first career touchdown. Recovered a Tom Savage fumble in the end zone after a Sean Spence strip-sack to give the Titans an early 7-0 lead with 9:57 left to play in the opening stanza.

2015 (16/16): Started all 16 games at defensive end and registered 67 tackles, 15 quarterback pressures, two stops for loss and a fumble recovery. Tied for the team lead in quarterback pressures twice in 2015 (vs. BUF, at NYJ).

- At Tampa Bay (9/13), started at defensive end and led all Titans defensive linemen with a career-high seven tackles, including a stop for loss. Teamed with Karl Klug to stuff Doug Martin for no gain on a rush off right guard at the end of the first quarter. Stuffed Jorvorskie Lane for no gain on a rush off right guard in the third quarter. Combined with Wesley Woodyard to stuff Bobby Rainey for a two-yard loss on a rush up the middle in the fourth quarter.
- Against Buffalo (10/11), started at defensive end and posted three tackles and two quarterback pressures. Combined with Zach Brown to stonewall

Cierre Wood for no gain on a rush off left end in the second stanza.

- At Houston (11/1), started at defensive end and registered six tackles and a quarterback pressure. Combined with Derrick Morgan to stop Alfred Blue for no gain on a rush off right tackle in the second quarter.
- At New Orleans (11/8), started at defensive end and totaled five tackles and two quarterback pressures. Combined with Angelo Blackson to stuff Mark Ingram for no gain on a goalline rush early in the second quarter. Halted a Saints' drive by combining with Michael Griffin to stuff Mark Ingram for no gain on a third-and-one rush early in the third quarter. Stonewalled Mark Ingram for no gain on a rush off right guard late in the third quarter.
- Against Carolina (11/15), started at defensive end and tallied four tackles, including a stop for loss. Crashed through the line and dropped Jonathan Stewart for a five-yard loss on rush off left guard in the second quarter.
- Against Oakland (11/29), started at defensive end and recorded two tackles, a fumble recovery and a quarterback pressure. Recovered a Derek Carr botched snap in the fourth quarter.
- At New England (12/20), started at defensive end and tallied five tackles and a quarterback pressure. Combined with Avery Williamson to stuff Brandon Bolden for no gain on a rush off right tackle in the final stanza. Stonewalled Joey Iosefa for a one-yard loss on a rush up the middle late in the fourth quarter.

2014 (7/1): Appeared in seven games with one start at defensive end during his rookie campaign and registered 13 tackles, a sack, three quarterback pressures, two stops for loss and a forced fumble. Was inactive for eight games and did not play in one contest. Made his NFL debut at Indianapolis (9/28/14). Made his first career NFL start and notched his first career sack against Indianapolis (12/28/14). Led the team in sacks once (vs. IND).

- At Indianapolis (9/28), made his NFL debut as a reserve defensive tackle and amassed his first career tackle.
- At Philadelphia (11/23), saw action as a reserve defensive tackle and amassed two tackles, including a stop for loss. Stuffed Chris Polk for a two-yard loss on a rush up the middle in the final stanza.
- At Jacksonville (12/18), saw action as a reserve at defensive end and registered two tackles, including a stop for loss. Combined with Avery Williamson to stuff Toby Gerhart for no gain on a rush up the middle in the fourth quarter.
- Against Indianapolis (12/28), registered his first career NFL start and tallied a career-high six tackles, his first career sack, a forced fumble and two quarterback pressures. Dropped Andrew Luck for a seven-yard sack while forcing a fumble that was recovered by the Colts in the first quarter.

COLLEGE:

- Started 23 of 46 games at Penn State, with all of his starting assignments coming during the last two seasons. Jones finished his career with 92 tackles, adding 4.5 sacks for minus 28 yards, 15.5 stops for losses totaling 55 yards, two fumble recoveries and a pass deflection.
- As a senior (2013), was first-team All-Big Ten Conference by the league's coaches and second-team All-Conference by the media and BTN.com. Was named Penn State's Outstanding Senior Player and the recipient of the team's Reid-Robinson Award. Also named to the Outland Trophy Watch List. Named Most Valuable Player by his teammates after the season. Started all 12 games at defensive tackle, finishing fifth on the team with a career-high 56 tackles (33 solos). His tackle total was the most for any interior defensive lineman in the Big Ten during the 2013 campaign. Added three sacks for minus 21 yards and led the Nittany Lions with 11.5 stops for losses of 42 yards and also recovered one fumble.
- As a junior (2012), secured a starting role during training camp and started the first 11 games at defensive tackle. Recorded 22 tackles, with an assisted sack, two stops for losses of six yards, a fumble recovery and a pass deflection. Played an instrumental role for a defense that ranked second in the Big Ten Conference and 16th nationally in scoring defense at 19.1 points per game, as the Nittany Lions held six teams to 17 or fewer points.
- As a sophomore (2011), was a top reserve at defensive tackle and played in all 13 games, recording eight tackles.
- As a freshman (2010), held out of the initial four games for a possible redshirt season, but his play in practice and potential got him on the field. Made his debut in the Big Ten-opener at Iowa and played in the final nine games. Was one of seven true freshmen to play, registering six tackles, including a sack and two tackles for loss.
- Majored in criminal justice at Penn State.

PERSONAL:

- Single, splits time between Nashville and Johnson City, N.Y.

- Attended Johnson City (N.Y.) Senior High School and was rated as the second-best offensive lineman in the state by Rivals.com.
- Was a standout on both sides of the ball and earned four-star prospect status from Scout.com. Recorded 60 tackles as a senior.
- Totaled 70 tackles during his junior season, and also posted three sacks and recovered four fumbles.
- Served as football and basketball team captain and was also a member of the track and field team throwing the shot put.
- On Twitter: @RiDQulous_98
- On Instagram: @dqj_90
- List of favorites: (movie) "Captain America: The Winter Soldier"; (TV show) "Supernatural"; (actor) Martin Lawrence; (music artist) Jay-Z; (school subject) criminal justice; (car) Mercedes S Class; (video game) NBA 2K; (food) dad's chicken parmesan; (book) "The Five People You Meet in Heaven" by Mitch Albom; and (pro sports team as a child) Philadelphia Eagles.
- Born DaQuan Steven Jones on Dec. 27, 1991 in Johnson City, N.Y.

DaQUAN JONES' GAME-BY-GAME

2014 Tennessee Titans

Date	Opp	W/L	P/S	Tot Solo	Asst	Sk	- Yds	QBP	TFL	Int - Yds	-TD	PD	FF	FR - Yds	SpT
Sept 7	@ KC	W	IA												
Sept 14	Dal	L	IA												
Sept 21	@ Cin	L	IA												
Sept 28	@ Ind	L	p	1	0	1	0.0	0.0	0	0	0	0	0	0	0
Oct 5	Cle	L	IA												
Oct 12	Jax	W	DNP												
Oct 19	@ Was	L	p	1	0	1	0.0	0.0	0	0	0	0	0	0	0
Oct 26	Hou	L	IA												
Nov 9	@ Bal	L	p	0	0	0	0.0	0.0	0	0	0	0	0	0	0
Nov 17	Pit	L	IA												
Nov 23	@ Phi	L	p	2	1	1	0.0	0.0	0	1	0	0	0	0	0
Nov 30	@ Hou	L	IA												
Dec 7	NYG	L	IA												
Dec 14	NYJ	L	p	1	1	0	0.0	0.0	1	0	0	0	0	0	0
Dec 18	@ Jax	L	p	2	1	1	0.0	0.0	0	1	0	0	0	0	0
Dec 28	Ind	L	S	6	4	2	1.0	1.0	2	0	0	0	0	1	0
Totals	2-14	7/1		13	7	6	1.0	1.0	3	2	0	0	0	1	0

2015 Tennessee Titans

Date	Opp	W/L	P/S	Tot Solo	Asst	Sk	- Yds	QBP	TFL	Int - Yds	-TD	PD	FF	FR - Yds	SpT
Sept 13	@ TB	W	S	7	7	0	0.0	0.0	0	1	0	0	0	0	0
Sept 20	@ Cle	L	S	2	2	0	0.0	0.0	1	0	0	0	0	0	0
Sept 27	Ind	L	S	4	2	2	0.0	0.0	0	0	0	0	0	0	0
Oct 11	Buf	L	S	3	1	2	0.0	0.0	2	0	0	0	0	0	0
Oct 18	Mia	L	S	6	2	4	0.0	0.0	0	0	0	0	0	0	0
Oct 25	Atl	L	S	4	2	2	0.0	0.0	0	0	0	0	0	0	0
Nov 1	@ Hou	L	S	6	5	1	0.0	0.0	1	0	0	0	0	0	0
Nov 8	@ NO	W	S	5	4	1	0.0	0.0	2	0	0	0	0	0	0
Nov 15	Car	L	S	4	1	3	0.0	0.0	1	1	0	0	0	0	0
Nov 19	@ Jax	L	S	3	3	0	0.0	0.0	2	0	0	0	0	0	0
Nov 29	Oak	L	S	2	1	1	0.0	0.0	1	0	0	0	0	1	0
Dec 6	Jax	W	S	3	1	2	0.0	0.0	1	0	0	0	0	0	0
Dec 13	@ NYJ	L	S	3	3	0	0.0	0.0	2	0	0	0	0	0	0
Dec 20	@ NE	L	S	5	4	1	0.0	0.0	1	0	0	0	0	0	0
Dec 27	Hou	L	S	5	3	2	0.0	0.0	1	0	0	0	0	0	0
Jan 3	@ Ind	L	S	5	4	1	0.0	0.0	0	0	0	0	0	0	0
Totals	3-13	16/16		67	45	22	0.0	0.0	15	2	0	0	0	1	0

2016 Tennessee Titans

Date	Opp	W/L	P/S	Tot Solo	Asst	Sk	- Yds	QBP	TFL	Int - Yds	-TD	PD	FF	FR - Yds	SpT
Sept 11	Min	L	S	1	0	1	0.0	0.0	1	0	0	0	0	0	0
Sept 18	@ Det	W	S	1	0	1	0.0	0.0	0	0	0	0	0	0	0
Sept 25	Oak	L	S	1	0	1	0.0	0.0	0	0	0	0	0	0	0
Oct 2	@ Hou	L	S	3	3	0	0.0	0.0	0	0	0	0	0	0	0
Oct 9	@ Mia	W	S	1	1	0	0.0	0.0	0	1	0	0	0	0	0
Oct 16	Cle	W	S	1	1	0	0.0	0.0	1	0	0	0	0	0	0
Oct 23	Ind	L	S	3	2	1	0.0	0.0	0	0	0	0	0	0	0
Oct 27	Jax	W	S	1	0	1	0.0	0.0	2	0	0	0	0	0	0
Nov 6	@ SD	L	S	7	6	1	0.0	0.0	1	0	0	0	0	0	0
Nov 13	GB	W	S	3	1	2	1.0	10.0	2	0	0	0	0	0	0
Nov 20	@ Ind	L	S	0	0	0	0.0	0.0	0	0	0	0	0	0	0
Nov 27	@ Chi	W	S	0	0	0	0.0	0.0	0	0	0	0	0	0	0
Dec 11	Den	W	S	1	0	1	0.0	0.0	0	0	0	0	0	0	0
Dec 18	@ KC	W	S	1	0	1	0.5	2.0	1	0	0	0	0	0	0
Dec 24	@ Jax	L	S	4	3	1	0.0	0.0	0	0	0	0	0	0	0
Jan 1	Hou	W	S	1	1	0	0.0	0.0	0	0	0	0	0	1	0
Totals	9-7	16/16		29	18	11	1.5	12.0	8	1	0	0	0	1	0

2017 Tennessee Titans

Date	Opp	W/L	P/S	Tot Solo	Asst	Sk	- Yds	QBP	TFL	Int - Yds	-TD	PD	FF	FR - Yds	SpT
Sept 10	Oak	L	S	4	1	3	0.0	0.0	0	0	0	0	0	0	0
Sept 17	@ Jax	W	S	1	1	0	0.0	0.0	0	0	0	0	0	0	0
Sept 24	Sea	W	S	1	0	1	0.0	0.0	0	0	0	0	0	0	0
Oct 1	@ Hou	L	S	2	1	1	0.0	0.0	1	0	0	0	0	0	0
Oct 8	@ Mia	L	S	6	6	0	0.0	0.0	0	0	0	0	0	0	0
Oct 16	Ind	W	S	3	1	2	0.0	0.0	0	0	0	0	0	0	0
Oct 22	@ Cle	W	S	6	5	1	0.0	0.0	2	0	0	0	0	0	0
Nov 5	Bal	W	S	3	2	1	0.0	0.0	0	0	0	0	0	0	0
Nov 12	Cin	W	S	0	0	0	0.0	0.0	0	0	0	0	0	0	0
Nov 16	@ Pit	L	S	2	1	1	0.0	0.0	2	0	0	0	0	0	0
Nov 26	@ Ind														
Dec 3	Hou														
Dec 10	@ Ari														
Dec 17	@ SF														
Dec 24	LAR														
Dec 31	Jax														
Totals	6-4	10/10		28	18	10	0.0	0.0	5	0	0	0	0	0	0

DaQUAN JONES' NFL STATISTICS

REGULAR SEASON

Year	Team	GP	GS	TACKLES				QBP	TFL	INTERCEPTIONS					FUMBLES				
				Tot	Solo	Asst	Sk			Yds	No	Yds	Lg	TD	PD	FF	FR	Yds	SpT
2014	Tennessee	7	1	13	7	6	1.0	1.0	3	2	0	0	0	0	0	1	0	0	0
2015	Tennessee	16	16	67	45	22	0.0	0.0	15	2	0	0	0	0	0	0	1	0	0
2016	Tennessee	16	16	29	18	11	1.5	12.0	8	1	0	0	0	0	0	0	1	0	0
2017	Tennessee	10	10	28	18	10	0.0	0.0	5	0	0	0	0	0	0	0	0	0	0
NFL Totals		49	43	137	88	49	2.5	13.0	31	5	0	0	0	0	1	2	0	0	

Single-Game Highs

Tackles - 7 (Twice, last at San Diego 11/6/16)


Sacks - 1 (Twice, last vs. Green Bay (11/13/16))

Quarterback Pressures - 2 (Nine times, last at Pittsburgh 11/16/17)

Forced Fumble - 1 vs. Indianapolis (12/28/14)

Fumble Recovery - 1 (Twice, last vs. Houston (1/1/17))

Touchdowns - 1 - fumble recovery in the end zone vs. Houston, 1/1/17



71 DENNIS KELLY

GUARD/TACKLE • 6'8" • 321 LBS • COLLEGE: PURDUE

ACQUIRED: TRADE (PHI) - 2016 • NFL EXPERIENCE (NFL/TITANS): 6/2

HOMETOWN: CHICAGO HEIGHTS, ILL.

GAMES PLAYED/GAMES STARTED: 56/22 (PLAYOFFS: 0/0)



PRO: The Titans acquired Dennis Kelly in a trade with the Philadelphia Eagles during the 2016 training camp. The 6-foot-8-inch, 321-pounder provides quality depth along the offensive front, having logged starts at right tackle, right guard, left guard and tight end during his NFL career. The 2012 fifth-round pick spent his first four NFL campaigns as a member of the Philadelphia Eagles and appeared in 30 games with 15 starts from 2012-15.

TITANS TIDBITS:

- Kelly's brother, Tim, played football at Eastern Illinois and is currently an offensive quality control coach for the Houston Texans.
- Kelly's favorite football player growing up was former Titans great Jevon Kearse.
- Kelly claims that the biggest influence on his life and career has been his entire family. "We're a Southside [Chicago] Irish family, so we share a really tight bond and they've inspired me to get to where I am today."
- Kelly went back to school during the 2014 offseason to earn his degree in organizational leadership from Purdue.
- Kelly is an avid professional wrestling fan that does not let the opportunity pass him by whenever a live WWE show is in town. He lists the Undertaker as the one person in the world he would like to have dinner with.

CAREER TRANSACTIONS:

- A native of Chicago Heights, Ill., Kelly was originally selected by the Philadelphia Eagles in the fifth round (153rd overall) of the 2012 NFL Draft.
- Traded by the Eagles to the Titans in exchange for wide receiver Dorial Green-Beckham on Aug. 16, 2016.

SEASON RECAPS:

2017 (10/1 - Tennessee):

- Against Oakland (9/10), saw limited action as a reserve as an extra tight end.
- At Jacksonville (9/17), played as a reserve as an extra tight end and helped open holes for a rushing attack that amassed 179 yards on 36 carries (5.0 avg.).
- Against Seattle (9/24), saw limited action as a reserve as an extra tight end and on special teams.
- At Houston (10/1), started as an extra tight end as the team opened the game in a jumbo package.
- At Miami (10/8), saw significant action at left tackle after Taylor Lewan left the game in the second quarter with an injury.
- Against Indianapolis (10/16), played as an extra tight end and on special teams in a reserve role.
- At Cleveland (10/22), saw action as a reserve as an extra tight end and on special teams.
- Against Baltimore (11/5), played limited snaps as an extra tight end and on special teams.
- Against Cincinnati (11/12), saw action as a reserve as an extra tight end and helped open holes for Titans' rushers to gain 180 yards on the ground.
- At Pittsburgh (11/16), played limited snaps as an extra tight end and on special teams.

2016 (16/6 - Tennessee): Played in all 16 games with six starts as an extra tight end in his first season with the Titans. Helped open holes for the NFL's third-ranked rushing attack which averaged 136.7 rush yards per game.

- At Houston (10/2), saw limited action as a reserve at right tackle when Jack Conklin left the game briefly with an injury.

- Against Cleveland (10/16), made his first Titans start as an extra tight end.
- Against Indianapolis (10/23), started as an extra tight end and saw 11 snaps in that role.
- Against Jacksonville (10/27), played as a reserve as an extra tackle and helped open holes for Titans' ball carriers to accumulate 214 yards on the ground.
- Against Green Bay (11/13), entered the game at left tackle early in the first quarter after Taylor Lewan was disqualified for contacting an official. Blocked for an offense that amassed 446 total yards and six touchdowns in a 47-25 victory against the Packers.
- At Indianapolis (11/20), started as an extra tight end. Played left tackle in the fourth quarter after Taylor Lewan left the game with an injury.
- At Chicago (11/27), started as an extra tight end and helped block for Titans' ball carriers to gain 149 yards on the ground.
- Against Denver (12/11), saw action as a reserve as an extra tight end and helped open holes for Titans' rushers to amass 180 rushing yards on 42 carries in a 13-10 victory over the Broncos.
- At Kansas City (12/18), played as a reserve as an extra tight end and helped pave the way for Titans' ball carriers to gain 148 yards on the ground.

2015 (14/2 - Philadelphia): Appeared in a career-high 14 games with two starts at right tackle.

2014 (3/3 - Philadelphia): Started three games for the Eagles, two at left guard and one at right guard. Was inactive for 13 contests.

- At Indianapolis (9/15), started at left guard for the first time in his career, filling in for an injured Evan Mathis

2013 (0/0 - Philadelphia): Was inactive for all 16 contests.

2012 (13/10 - Philadelphia): Played in 13 games with 10 starts as a rookie. Made three starts at right guard and seven starts at right tackle. Did not play in three contests.

- Against Atlanta (10/28), made his first-career start at right guard.
- At Washington (11/18), started at right tackle for the first time in his career.

COLLEGE:

- Spent four seasons (2008-11) at Purdue and appeared in 42 career games, including starts in 37 consecutive games.
- Named the team's Bob Griese Offensive Most Valuable Player in both 2010 and 2011.
- Was a team co-captain and offensive MVP as a senior in 2011. Selected an All-Big Ten honorable mention choice by the conference's coaches and media. With Kelly anchoring the left tackle spot, the 2011 Boilermaker line cleared the way for a running game that produced 11 100-yard rushing games in 13 contests, including 393 yards against Southeast Missouri and 265 yards against Western Michigan in the Little Caesars Pizza Bowl.
- Named the team MVP on offense as a junior in 2010. Started in all 12 games and helped anchor an offensive line that blocked for a school-record five consecutive games with 200-plus rushing yards. Earned All-Big Ten honorable mention and Academic All-Big Ten accolades as a junior.
- Started at left tackle in all 12 games as a sophomore in 2009 and garnered Academic All-Big Ten honors.
- Appeared in five games as a reserve during his freshman campaign in 2008.
- Graduated with a degree in organizational leadership and supervision from Purdue.

PERSONAL:

- Married to Jerianna, and the couple gave birth to their first child, Eden Caroline, in July 2015. They own two dogs, Harley and Sanford.
- Attended Marian Catholic (Chicago Heights, Ill.) High School, where he was a three-year starter at tight end. Named All-area and team captain as senior and honorable mention all-area his junior year.
- Also played basketball in high school.
- Follow Kelly on Twitter at @DennisKelly67.
- List of favorites: (movies) "Inception," "Boondock Saints" and "The Dark Knight" trilogy; (TV show) "How I Met Your Mother"; (book) *To Kill A Mockingbird*; (meal) his dad's spaghetti; and (musical artists) Killswitch Engage and Breaking Benjamin.
- Born Dennis Andrew Kelly on Jan. 16, 1990 in Chicago Heights, Ill.

DENNIS KELLY'S NFL STATISTICS

REGULAR SEASON

Year	Team	GP	GS
2012	Philadelphia	13	10
2013	Philadelphia	0	0
2014	Philadelphia	3	3
2015	Philadelphia	14	2
2016	Tennessee	16	6
2017	Tennessee	10	1
NFL Totals		56	22

Starts Breakdown:

2012 - RG 3, RT 7; 2014 - LG 2, RG 1; 2015 - RT 2; 2016 - TE 6; 2017 - TE 1

Additional Career Statistics

Fumble Recovery - 2 (2015)

Tackles - 1 (2016)



6 BRETT KERN

PUNTER • 6'2" • 214 LBS • COLLEGE: TOLEDO
ACQUIRED: WAIVERS - 2009 (DEN) • NFL EXPERIENCE (NFL/TITANS): 10/9
HOMETOWN: GRAND ISLAND, N.Y.
GAMES PLAYED/GAMES STARTED: 154/0 (PLAYOFFS: 0/0)



PRO: Brett Kern is a strong-legged punter that has shown a keen ability to down his kicks inside the opponents' 20-yard line. He was rewarded during the 2015 offseason with a new multi-year contract with the Titans. The 10th-year pro enters 2017 as the franchise's all-time leader in gross punting average and net punting average and ranks second in career punts, trailing only Craig Hentrich (861). He is coming off arguably the best three-season run of his career, having placed 41.6 percent of his punts inside the 20 in 2016, which ranked second in his career. In 2015, the 6-foot-2-inch, 214-pounder totaled a 47.4-yard gross average (second in franchise history), a 40.3 net average (third in franchise history), a career-high 34 punts inside the 20 (third in franchise history) and only one touchback (career low). In 2014, he broke his own franchise record for single-season net punting, averaging 40.8 net yards per attempt. He initially set the record in 2012 (40.4), the same year he set the club's single-season gross punting mark (47.6). Kern joined the Titans franchise during the 2009 season when he was claimed off waivers from the Denver Broncos.

CAREER HIGHLIGHTS:

- In 2016, Kern placed 41.6 percent of his punts inside the opponent's 20-yard line (32 of 77), which ranked second in his career (42.2 in 2009). His 38.6-yard net punting average in 2016 ranked ninth in team history.
- In 2015, Kern continued his assault on the team's all-time punting records. He launched a career-high tying 88 punts becoming the second-leading punter in franchise history, placed a career-high 34 punts inside the 20 (third in franchise history) and only one touchback (career low). He also accomplished a first-of-its-kind feat, becoming the first punter in NFL history to record 80 or more punts, a net average of 40 yards, and one or zero touchbacks in a single season. He owns the top five net punting seasons in franchise history and six of the team's top eight net punting seasons.
- In 2014, Kern booted 88 total punts for a gross average of 46.8 yards and a net average of 40.8 yards, which broke his own single-season team record (40.4-yard net average in 2012).
- In 2013, Kern punted 78 times for 3,386 yards (43.4 avg.). He placed a career-best 32 punts inside the 20-yard line with a career-low two kicks as touchbacks.
- Kern arguably had his most productive season in 2012 when he ranked fifth in the AFC with a franchise record and career-best 47.6 gross punt average. He also finished ninth in the AFC with a then-franchise record and career-high 40.4 net punting average.
- In 2009, Kern's combined average of 45.5 yards per punt with the Titans and Broncos ranked eighth in the NFL. He also downed a combined 27 punts inside the opponents' 20-yard line.
- In 2008, Kern ranked fifth in the league with a 46.7-yard punting average and was named to the All-Rookie team by Pro Football Weekly/PFWA and the Sporting News.

TITANS TIDBITS:

- Kern's father, Cal, is a former professional soccer goalie.
- Kern is an avid golfer that sports a +1 handicap. He picked the game up late in his high school years and caddied for three summers at Inverness Golf Club while in college. The course is located in Toledo, Ohio, and has hosted PGA and NCAA Championships. In 2011, Kern competed in The Vinny, a local golf fundraising tournament hosted by singers Vince Gill and Amy Grant, and finished fourth in the event.

CAREER TRANSACTIONS:

- The Grand Island, N.Y., native was originally signed by the Denver Broncos as a rookie free agent on April 28, 2008.
- Claimed by the Titans off waivers from the Broncos on Oct. 27, 2009.

SEASON RECAPS:

2017 (10/0 - Tennessee): Leads the NFL with a 51.9 gross avg and a 45.6 net avg. Has registered 25 punts of 50 or more yards in 2017. Posted a career-best 56.8 gross punt average against Seattle (9/24/17). Notched a career-high 50.2 net punt average at Miami (10/8/17). Played in his 150th career game against Indianapolis (10/16/17).

- Against Oakland (9/10), punted four times for 188 yards (47.0 avg.) with two kicks placed inside the 20-yard line. Boomed a 53-yard punt that went out of bounds at the Oakland 14-yard line in the first quarter.
- At Jacksonville (9/17), punted three times for 125 yards (41.7 avg.).
- Against Seattle (9/24), punted six times for 341 yards for a career-best 56.8 gross punt average. Boomed three punts of 60 or more yards and placed two kicks inside the 20-yard line. Flipped field position by nailing a 62-yard punt to the Seattle two-yard line in the first quarter.
- At Houston (10/1), punted five times for 246 yards (49.2 avg.) with one kick placed inside the 20-yard line. Flipped field position with a 54-yard punt to the Texans' 14-yard line in the third stanza.
- At Miami (10/8), tied a career-high with 10 punts for a career-best 54.9 yards (54.9 avg.) while setting a single-game career mark with a 50.2 net avg. Placed four punts inside the 20-yard line. Flipped field position with a 60-yard punt to the Dolphins' 10-yard line in the first quarter. Pinned the Dolphins deep in their own territory with a 48-yard punt that was downed at the Miami three-yard line in the opening stanza. Nailed a 58-yard punt that was fair caught at the Dolphins' 13-yard line in the second stanza. Boomed a season-long 71-yard punt from deep in his own end zone in the third quarter.
- Against Indianapolis (10/16), saw action in his 150th career game and punted once for 44 yards with the kick being placed inside the 20-yard line.
- At Cleveland (10/22), punted four times for 208 yards (52.0 avg.) with two kicks placed inside the 20-yard line. Flipped field position with a 55-yard punt to the Browns' 12-yard line in the first quarter. Pinned the Browns deep in their own territory with a 58-yard punt to the Cleveland nine-yard line late in the fourth quarter.
- Against Baltimore (11/5), punted five times for 256 yards (51.2 avg.) with three kicks placed inside the 20-yard line. Pinned the Ravens deep in their own territory with a 56-yard punt that was downed at the Baltimore six-yard line. Placed a 41-yard punt that was fair caught at the Ravens' nine-yard line in the third quarter.
- Against Cincinnati (11/12), punted six times for 339 yards (56.5 avg.) with a season-long kick of 74 yards, the second-longest kick of his career. Flipped field position with a pair of punts (74, 66) in the final stanza.
- At Pittsburgh (11/16), punted three times for 142 yards (47.3 avg.).

2016 (16/0 - Tennessee): Punted 77 times for 3,402 yards (44.2 avg.) with 32 kicks placed inside the 20-yard line. Registered 19 punts of 50 or more yards in 2016.

- At Detroit (9/18), punted three times for 142 yards (47.3 avg.) with one kick placed inside the 20-yard line. Pinned the Lions deep in their own territory with a 37-yard punt that was downed by Cody Riggs at the Lions' one-yard line in the second stanza.
- Against Oakland (9/25), punted six times for 311 yards (51.8 avg.) with three kicks placed inside the 20-yard line. Pinned the Raiders deep in their own territory with a 53-yard punt that was fair caught at the Oakland seven-yard line. Boomed a 40-yard punt that was fair caught at the Raiders' nine-yard line in the second quarter. Pinned the Raiders deep in their own territory with a booming 62-yard punt that went out of bounds at the Oakland 10-yard line in the third quarter.
- At Houston (10/2), punted five times for 257 yards (51.4 avg.) with one

kick inside the 20-yard line and one touchback. Pinned the Texans deep in their own territory with a 40-yard punt that was downed at the Houston nine-yard line.

- Against Cleveland (10/16), punted five times for 225 yards (45.0 avg.) with three kicks placed inside the 20-yard line. Pinned the Browns deep in their own territory with a 29-yard punt that was fair caught at the Cleveland eight-yard line in the second quarter. Launched a 52-yard punt that was downed at the Browns' 11-yard line in the second stanza. Flipped field position with a 46-yard punt that was fair caught at the Browns' six-yard line in the third quarter.
- Against Indianapolis (10/23), punted four times for 188 yards (47.0 avg.) with three kicks placed inside the 20-yard line. Pinned the Colts deep in their own territory with a 29-yard punt that was downed at the Indianapolis seven-yard line in the second quarter. Boomed a 48-yard punt that was downed at the Colts' seven-yard line in the second quarter. Flipped field position with a 62-yard punt in the third quarter.
- Against Green Bay (11/13), punted four times for 166 yards (41.5 avg.). Forced a Trevor Davis muffed punt that was recovered by LeShaun Sims in the second quarter.
- At Chicago (11/27), punted four times for 177 yards (44.3 avg.) with two kicks placed inside the 20-yard line. Pinned the Bears deep in their own territory with a 44-yard punt that was fair caught at the Chicago 11-yard line.
- Against Denver (12/11), punted a season-high seven times for 308 yards (44.0 avg.) with three kicks placed inside the 20-yard line. Nailed a 43-yard punt that was fair caught at the Denver six-yard line late in the first stanza. Pinned the Broncos deep in their own territory late in the fourth quarter with a 47-yard punt that was downed by Tre McBride at the Denver two-yard line.
- At Kansas City (12/18), punted four times for 142 yards (35.5 avg.) and limited Tyreek Hill to just three return yards on three punt returns.
- Against Houston (1/1), punted five times for 211 yards (42.2 avg.) with a season-high five punts placed inside the 20-yard line. Boomed a 48-yard punt that went out of bounds at the Houston 10-yard line in the second quarter.

2015 (16/0 - Tennessee): Totaled 88 punts (tied for fifth place in franchise history), a 47.4-yard gross average (second in franchise history), a 40.3 net average (third in franchise history), a career-high 34 punts inside the 20 (third in franchise history) and only one touchback (career low). Accomplished a first-of-its-kind feat, becoming the first punter in NFL history to record 80 or more punts, a net average of 40 yards, and one or zero touchbacks in a single season. Boomed 42 punts of 50 or more yards in 2015. Placed a career-high seven punts inside the 20-yard line against Houston (12/27/15), which also qualified as the most ever recorded for the franchise (statistic tracked since 1976) and the most by any NFL punter in 2015. The seven punts inside the 20 also tied for the third-highest total in any NFL game since 1976. On his third punt of the day against Houston (12/27/15), passed Jim Norton (522) for second place on the franchise's all-time career punting list. Registered four punts at Tampa Bay (9/13/15) and became the third player in franchise history to reach 450 punts in a Titans/Oilers uniform.

- At Tampa Bay (9/13), punted four times for 189 yards (47.3 avg.) with one kick placed inside the 20-yard line. Boomed a 57-yard punt in the second quarter. Pinned the Browns deep in their territory with a 38-yard punt that was downed at the two-yard line in the third quarter.
- At Cleveland (9/20), punted six times for 298 yards (49.7 avg.) with one kick inside the 20-yard line.
- Against Atlanta (10/25), punted seven times for 305 yards (43.6 avg.) with five kicks placed inside the 20-yard line. Pinned Atlanta deep in their own territory with a 36-yard punt that was fair caught at the Falcons' 12-yard line. Boomed a 54-yard punt that was fair caught at the Falcons' 15-yard line. Placed a 39-yard punt that was fair caught at the Atlanta 11-yard line in the second quarter. Pinned the Falcons deep in their own territory with a 38-yard punt that went out of bounds at the Atlanta 12-yard line.
- At Houston (11/1), posted seven punts for 349 yards (49.9 avg.) with three kicks placed inside the 20-yard line and a 45.9 net avg. Six of his seven punts went at least 50 yards or pinned the Texans inside the 20. Pinned the Texans deep in their territory with a 39-yard punt that was fair caught at the Houston 10-yard line in the second quarter. Boomed a 55-yard punt that went out of bounds at the Texans' seven-yard line.
- At New Orleans (11/8), punted five times for 253 yards (50.6 avg.) with two kicks placed inside the 20-yard line. Boomed a 55-yard punt that was downed at the New Orleans eight-yard line in the second quarter.
- At Jacksonville (11/19), appeared in his 100th game with the Titans and

punted five times for 226 yards (45.2 avg.) with two kicks placed inside the 20-yard line.

- At New England (12/20), punted five times for 272 yards (54.4 avg.) with one kick placed inside the 20-yard line. Boomed a 61-yard punt that Danny Amendola later fumbled setting up the Titans' first scoring drive. Boomed a 56-yard punt that went out of bounds at the Patriots' six-yard line in the third quarter.
- Against Houston (12/27), punted a season-high nine punts for 427 yards (47.4 avg.) with a career-high seven kicks placed inside the 20-yard line. Boomed a 58-yard punt to the Texans' six-yard line in the first quarter. Pinned the Texans deep in their own territory with a 31-yard punt that went out of bounds at the Houston five-yard line. Blasted a 59-yard punt to the Texans' six-yard line in the fourth quarter. On his third punt of the day, passed Jim Norton (522) for second place on the franchise's all-time career punting list.
- At Indianapolis (1/3), punted six times for 300 yards (50.0 avg.) with two kicks placed inside the 20-yard line. Pinned the Colts deep in their own territory with a 51-yard punt to the Indianapolis nine-yard line in the opening stanza. Boomed a 52-yard punt that was fair caught at the Colts' eight-yard line in the third quarter.

2014 (16/0 - Tennessee): Appeared in all 16 games and set a franchise record with a 40.8 net punt average. Punted career-high 88 times for career-best 4,118 yards (46.8 avg.) with 28 kicks placed inside the opponents' 20-yard line. His 46.8 gross average was the third-highest of his career. Boomed 37 punts of 50 or more yards in 2014. Notched a 48.8-yard net average at Baltimore (11/9/14), the third best of his career and the fourth best in team history. Notched a career-long and franchise-tying long 79-yard punt against Indianapolis (12/28/14).

- At Kansas City (9/7), punted six times for 304 yards with three kicks placed inside the 20-yard line. Boomed a 63-yard punt in the first quarter and nailed a 56-yard punt that forced the returner out of bounds at the Chiefs' two-yard line in the second quarter. His 50.7 gross average was his highest since Dec. 30, 2012 (51.0 against Jacksonville), and his 63-yard punt was his longest since a 63-yarder on Sept. 22, 2013 against the Chargers.
- At Indianapolis (9/28), saw action in his 100th career regular season game and punted six times for 265 yards (44.2 avg.) with two kicks placed inside the 20-yard line. Pinned the Colts deep in their own territory with a 35-yard punt that was fair caught at the Indianapolis nine-yard line in the third quarter.
- Against Jacksonville (10/12), punted five times for 249 yards (49.8 avg.) with a three kicks placed inside the 20-yard line. Flipped field position by booming a 69-yard punt in the fourth quarter. It was the third-longest punt of his career and his longest since Dec. 2, 2012 against the Houston Texans (70 yards).
- Against Houston (10/26), totaled six punts for a 51.7-yard gross average and a 48.7 net average with two punts placed inside the 20. His net average at the time was the third best of his career and the fourth best in team history (minimum four punts). In the third quarter, he booted a punt that went 62 yards and pinned the Texans on their own two-yard line. His six punts gave him 400 total punts in a Titans uniform. He became the fourth player in franchise history to reach 400 punts, joining Craig Hentrich (861), Jim Norton (519) and Cliff Parsley (429).
- At Baltimore (11/9), punted eight times for 414 yards (51.8 avg.) with a 48.8 net avg. His 48.8-yard net average was the third best of his career and the fourth best in team history. Boomed a 58-yard punt to the Ravens' 18-yard line in the fourth quarter.
- Against N.Y. Giants (12/7), punted six times for 284 yards (47.3 avg.). In the third quarter, recorded the 500th punt of his seven-year NFL career. He also moved past Cliff Parsley (431 career punts) for third place on the team's all-time career punts list.
- Against N.Y. Jets (12/14), punted six times for 295 yards (49.2 avg.) with three kicks placed inside the 20-yard line. Pinned the Jets deep in their own territory with a 49-yard punt that was fair caught at the New York seven-yard line in the second quarter. Placed a 38-yard punt that was fair caught at the Jets' 10-yard line in the second stanza. On his third punt of the game, which marked his 432nd punt as a member of the Titans, he moved past Cliff Parsley (431 career punts) for third place on the team's all-time punting list.
- Against Indianapolis (12/28), punted seven times for 383 yards (54.7 avg.) with a career-long punt of 79 yards. Three of his kicks were placed inside the 20-yard line. His 79-yarder broke his previous career long of 71 yards (at Miami on Nov. 11, 2012) and tied the franchise record. Jim Norton set the record against Kansas City on Nov. 22, 1964, and it never

was equaled until Kern's attempt. Kern punted seven times against the Colts for a gross average of 54.7 yards per punt, a net average of 46.1 yards per punt and three punts inside the 20. His gross average was the third-highest of his career.

2013 (16/0 - Tennessee): Appeared in all 16 games and punted 78 times for 3,386 yards (43.4 avg.). Placed a career-best 32 punts inside the 20-yard line with a career-low two kicks as touchbacks. Set a career-high and a franchise record by placing six punts inside the 20-yard line against Houston (12/29/13). Boomed 24 punts of 50 or more yards in 2013.

- Against San Diego (9/22), punted three times for 140 yards (46.7 avg.) with two kicks placed inside the 20-yard line and a long of 63 yards. Flipped field position with a 63-yard punt that was downed at the Chargers' 17-yard line in the first quarter. Was credited with one rush for zero yards after fumbling a snap in the second quarter. Pinned the Chargers deep in their own territory with a 35-yard punt that was downed at the San Diego 11-yard line in the fourth quarter.

- Against N.Y. Jets (9/29), punted seven times for 293 yards (41.9 avg.) and tied a career-best with four kicks inside the 20-yard line. Boomed a 53-yard punt to the Jets' 15-yard line in the second quarter. Nailed a 50-yard punt to the Jets' 12-yard line early in the third quarter. Pinned the Jets deep in their territory with a 34-yard punt that was downed by Tommie Campbell at the New York one-yard line in the third quarter. Boomed a 54-yard punt to the Jets' 24-yard line in the third stanza.

- Against Kansas City (10/6), punted six times for 272 yards (45.3 avg.) with two kicks inside the 20-yard line. Boomed a 56-yard punt to the Chiefs' 12-yard line in the first quarter.

- At Denver (12/8), punted four times for 201 yards (50.3 avg.) with a long punt of 62 yards. Boomed a 62-yard punt to the Broncos' 15-yard line in the second quarter.

- Against Arizona (12/15), punted three times for 145 yards (48.3 avg.) with two kicks placed inside the 20-yard line. Pinned the Cardinals deep in their own territory with a 51-yard punt that was downed at the Arizona three-yard line in the second quarter.

- Against Houston (12/29), punted six times for 253 yards (42.2 avg.) and set a franchise record with all six kicks being placed inside the 20-yard line. Pinned the Texans at their own five-yard line with a 38-yard punt late in the third quarter. Boomed a 53-yard punt that was fair caught at the Houston 10-yard line. Nailed a 56-yard punt that went out of bounds at the Texans' nine-yard line.

2012 (16/0 – Tennessee): Appeared in all 16 games and ranked fifth in the AFC with a franchise record 47.6 gross punt average. Ranked ninth in the AFC with a franchise record 40.4 net punting average. Posted career-highs with 10 punts and 391 punt yards against N.Y. Jets (12/17/12). Ranked third in franchise history with a career-best 49.0 net punting average at Jacksonville (11/25/12). Boomed a career-long 71-yard punt at Miami (11/11/12). Boomed 34 punts of 50 or more yards in 2012.

- Against New England (9/9), punted four times for 209 yards (52.3 avg.) and placed two punts inside the 20-yard line. Flipped field position by booming a 56-yard punt in the opening quarter. Nailed a 54-yard punt to the Patriots' eight-yard line late in the second quarter. Lined up in the back of the end zone and booted a 55-yard punt in the third quarter.

- At San Diego (9/16), punted seven times for a then career-best 361 yards (51.6 avg.). Notched the third-best net punt average in franchise history with a then career-high 48.6 net punt average. Boomed a 63-yard punt to the Chargers' 25-yard line in the second quarter. Nailed a 54-yard punt that was marked out of bounds at the Chargers' 16-yard line in the third quarter.

- At Houston (9/30), punted seven times for 326 yards (46.6 avg.) and placed two kicks inside the 20-yard line. Boomed a 50-yard punt to the Texans' 14-yard line in the first quarter. Pinned the Texans deep in their own territory with a 52-yard punt to the Houston 12-yard line in the second stanza. Placed a 33-yard punt that was downed at the Houston seven-yard line. Blasted a 60-yard punt to the Texans' 14-yard line late in the third quarter.

- Against Pittsburgh (10/11), punted five times for 261 yards (52.2 avg.) with two kicks placed inside the 20-yard line. Boomed a 61-yard punt to the Steelers' 15-yard line in the second quarter. Flipped field position by nailing a 58-yard punt late in the second quarter.

- At Miami (11/11), punted four times for 208 yards (52.0 avg.) with a net avg. of 48.0 yards. Placed three kicks inside the 20-yard line. Boomed a career-long 71-yard punt that rolled out of bounds at the Dolphins' 15-yard line in the first quarter. Nailed a 50-yard punt to the Dolphins' 14-yard line in the second quarter. Placed a 36-yard punt that was downed at the Miami eight-yard line in the fourth quarter.

- At Jacksonville (11/25), punted four times for 201 yards (50.3 avg.) and posted a career-best 49.0 net punting average. The net punting average ranked third in Titans' franchise history.

- Against Houston (12/2), punted six times for 303 yards (50.5 avg.) with two kicks inside the 20-yard line. Boomed a 70-yard punt to flip field position in the first quarter. Pinned the Texans deep in their own territory with a 40-yard punt that was downed at the Houston one-yard line in the second quarter. Registered a special teams tackle on coverage units.

- At Indianapolis (12/9), punted three times for 165 yards (55.0 avg.) with one kick placed inside the 20-yard line. Boomed a 53-yard punt to the Colts' 16-yard line in the second quarter. Nailed a 57-yard punt to the Colts' 13-yard line late in the fourth quarter.

- Against N.Y. Jets (12/17), punted a career-best 10 times for a career-high 391 yards with four kicks placed inside the 20-yard line. Pinned the Jets deep in their territory with a 44-yard punt that was fair-caught at the New York seven-yard line in the second quarter. Flipped field position with a 43-yard punt that fair-caught at the Jets' eight-yard line in the fourth quarter.

2011 (16/0 – Tennessee): Appeared in all 16 games and set a new franchise record with his 39.4-yard net average, topping Craig Hentrich's previous franchise high of 39.2 yards, set in 1998. Registered a career-high 86 punts for 3,747 yards (43.6 avg.). Set a career-high with 31 punts placed inside the 20-yard line in 2011. Ranked seventh in the AFC with a 39.4-yard net punt avg. Boomed 22 punts of 50 or more yards in 2011.

- Against Baltimore (9/18), punted three times for 119 yards with two punts placed inside the 20-yard line. Nailed a 55-yard punt in the first quarter. Pinned the Ravens deep in their own territory with a 33-yard punt that was downed by Gerald McRath at the Baltimore four-yard line in the opening stanza.

- Against Denver (9/25), punted four times for 176 yards (44.0 avg.). Boomed a 62-yard punt in the first quarter. Nailed a 51-yard punt later in the opening stanza. Kept a Titans' scoring drive alive by scooping up an errant snap and racing 21 yards down the right sideline in the second quarter.

- Against Houston (10/23), punted seven times for 319 yards (45.6 avg.) with two kicks inside the 20-yard line. Tallied a 44-yard punt that was downed at the Texans' eight-yard line in the first quarter. Boomed a 54-yard punt in the second quarter that went out of bounds at the Texans' six-yard line. Launched a 53-yard punt early in the third quarter.

- Against Indianapolis (10/30), tied a career-high with eight punts for 330 yards (41.3 avg.). Placed a 30-yard punt that was fair caught at the Colts' 13-yard line late in the first stanza. Boomed a 55-yard punt in the third quarter and a 54-yard punt in the final stanza.

- At Indianapolis (12/18), punted seven times for 329 yards (47.0 avg.) with a 45.0-yard net avg. Boomed a 55-yard punt to the Colts' 14-yard line in the first quarter. Nailed a 58-yard punt early in the second stanza.

- Against Jacksonville (12/24), punted four times for 172 yards (43.0 avg.) with three kicks placed inside the 20-yard line. Nailed a 47-yard punt that was downed at the Jaguars' three-yard line in the first quarter. Placed a 30-yard punt that was downed at the Jaguars' eight-yard line in the second stanza. Boomed a 51-yard punt that was fair caught at the Jaguars' 16-yard line in the third quarter.

- At Houston (1/1), punted six times for 286 yards (47.7 avg.) and tied a season-best with four kicks placed inside the 20-yard line and a 45.8 net avg. Placed a 35-yard punt that was downed at the Texans' 10-yard line in the first quarter. Nailed a 47-yard punt that was downed at the Texans' three-yard line in the second stanza. Boomed a 58-yard punt in the third quarter. Booted a 52-yard punt that went out of bounds at the Texans' five-yard line in the fourth quarter.

2010 (16/0 – Tennessee): Appeared in all 16 games and finished fifth in the AFC with a 39.1-yard net avg. Registered career-highs with 77 punts, 3,302 yards and 39.1 net avg. Tied a career high with four punts inside the 20-yard line at San Diego (10/31/10). Set new career-high with 352 punt yards at Kansas City (12/26/10). Boomed a career-best 68-yard punt against Philadelphia (10/24/10).

- Against Oakland (9/12), punted four times for 200 yards (50.0 avg.) with two kicks placed inside the 20-yard line. Booted a 37-yard punt that was downed at the Raiders' nine-yard line in the second quarter. Boomed a 59-yard punt in the fourth quarter.

- At N.Y. Giants (9/26), punted five times for 214 yards (42.8 avg.). Placed a 37-yard punt that was downed by Michael Griffin at the Giants' one-yard line, which led to a Titans' safety in the third quarter. Boomed a 55-yard punt in the third quarter.

- At Jacksonville (10/18), punted twice for 98 yards (49.0 avg.) with one

kick placed inside the Jaguars' 20-yard line. Boomed a 51-yard punt to the Jaguars' seven-yard line and Mike Thomas registered a one-yard loss on the return in the first quarter.

- At San Diego (10/31), punted six times for 279 yards (46.5 avg.) and tied a career high by placing four punts inside the Chargers' 20-yard line. Placed a 35-yard punt that was downed at the San Diego nine-yard line. Boomed a 63-yard punt late in the third quarter. Nailed a 48-yard punt that was downed at the Chargers' three-yard line.
- At Houston (11/28), punted seven times for 328 yards (46.9 avg.) with two kicks placed inside the 20-yard line. Boomed a 56-yard punt to the Houston nine-yard line in the first quarter. Nailed a 50-yard punt later in the opening stanza. Booted a 56-yard punt to the Houston 15-yard line in the third quarter.

2009 (6/0 - Denver; 10/0 - Tennessee): In 10 games with Titans, punted 37 times for 1,665 yards with 18 punts placed inside the 20-yard line and ranked fourth in the AFC with a 45.5 gross avg. Appeared in the first six games with the Denver Broncos and punted 27 times for 1,245 yards (46.1 avg.) while placing nine punts inside the 20-yard line.

- Against Dallas (10/4), boomed six punts for 305 yards (50.8 avg.) with two kicks downed inside the 20-yard line. Nailed four punts for a 55.3 average from Denver territory.
- Against Jacksonville (11/1), made his Titans debut and punted four times for 193 yards (48.3 avg.) with three punts placed inside the 20-yard line in the Titans' 30-13 victory. Boomed a 55-yard punt that sailed out of bounds at the Jaguars' seven-yard line in the second quarter. Nailed a 51-yard punt that was downed at the Jaguars' seven-yard line during the final stanza. Perfectly placed a 37-yard punt that was downed at the Jaguars' three-yard line late in the fourth quarter.
- Against Arizona (11/29), punted four times for 184 yards (46.0 avg.) with two kicks placed inside the 20-yard line in the Titans' 20-17 come-from-behind victory. Placed a 38-yard punt that was downed at the Cardinals' 10-yard line in the fourth quarter.
- At Seattle (1/3), punted four times for 214 yards (53.5 avg.), including a career-best 46.5 net avg. and a career-long 67-yard punt in the Titans' season-ending 17-13 victory. Nailed a 56-yard punt to the Seahawks' 19-yard line in the second quarter. Booted a career-best 67-yard punt in the second stanza.

2008 (16/0 - Denver): Appeared in all 16 games and ranked fifth in the league with a 46.7-yard gross punting average that marked the third-best season total by a Bronco in club history (min. 45 punts). Received all-rookie honors from Pro Football Weekly/PFWA and The Sporting News. Punted 46 times for 2,150 yards (46.7 gross / 37.8 net) with 13 punts placed inside the 20-yard line. Tied for the third-fewest touchbacks in the NFL with four, marking the fewest in a season by a Bronco with at least 45 punts since 1997 (Tom Rouen, 4).

- Against San Diego (9/14), punted three times for 161 yards (53.7 avg.)
- Against Tampa Bay (10/5), posted five punts for 248 yards (49.6 avg.) with two kicks placed inside the 20-yard line.
- At N.Y. Jets (11/30), nailed five punts for 214 yards (42.8 avg.) with four kicks inside the 20-yard line.

COLLEGE:

- Played 47 career games at the University of Toledo, punting 189 times for 7,994 yards (42.3 avg.) with 59 punts placed inside the 20-yard line.
- Ranked second in the nation in gross punting average (46.1 yds., 52 punts for 2,399 yards) and was a finalist for the Ray Guy Award (nation's best punter) as a senior.
- Earned third team All-America honors as a senior as the only player from the Mid-American Conference to receive Associated Press All-America honors.
- Named Mid-American Conference's Special Teams Player of the Year as a senior.
- Earned a bachelor's degree in geography from Toledo and posted a 3.38 grade point average while earning CoSIDA second-team academic all-district recognition as a senior.

PERSONAL:

- Married to Tiffany Kern and the couple has a son, Bryce Jeremiah and two daughters, Anelle Naomi and Quinn Eliana.
- Was a two-time first-team all-state selection at Grand Island High School in Grand Island, N.Y., and averaged 39 yards per punt as a senior and 42.5 yards per punt as a junior.

• Also played basketball and was a long jumper and high hurdler on the track team in high school.

- Follow Kern on Twitter and on Instagram: @brettkern6.
- List of favorites: (movie) "Shooter"; (TV show) "Gold Rush"; (music artist) LeCrae, Thousand Foot Krutch, KB, tobyMac; (school subject) geography; (car) 1969 Dodge Charger; (video game) "FIFA," "Tiger Woods PGA Golf"; (food) spaghetti; and (book) the Bible.
- Born Brett Alan Kern on Feb. 17, 1986, in Grand Island, N.Y.

BRETT KERN'S GAME-BY-GAME

2008 Denver Broncos

Date	Opp	W/L	No	Yds	Avg	Net	TB	In 20	Lg	Blk
Sept 8	@ Oak	W	2	80	40.0	38.5	0	1	42	0
Sept 14	SD	W	3	161	53.7	42.0	1	1	64	0
Sept 21	NO	W	2	105	52.5	37.5	0	0	56	0
Sept 28	@ KC	L	2	77	38.5	38.0	0	0	51	0
Oct 5	TB	W	5	248	49.6	45.8	0	2	63	0
Oct 12	Jax	L	4	192	48.0	39.5	1	0	52	0
Oct 20	@ NE	L	5	243	48.6	32.0	1	1	62	0
Nov 2	Mia	L	4	185	46.3	45.0	0	3	61	0
Nov 6	@ Cle	W	1	29	29.0	24.0	0	0	29	0
Nov 16	@ Atl	W	3	127	42.3	39.3	0	1	52	0
Nov 23	Oak	L	2	112	56.0	11.5	0	0	60	0
Nov 30	@ NYJ	W	5	214	42.8	41.4	0	4	52	0
Dec 7	KC	W	1	52	52.0	20.0	0	0	52	0
Dec 14	@ Car	L	5	241	48.2	39.8	1	0	57	0
Dec 21	Buf	L	0	0	0.0	0.0	0	0	0	0
Dec 28	@ SD	L	2	84	42.0	34.0	0	0	46	0
Totals		8-8	46	2,150	46.7	37.8	4	13	64	0

2009 Denver Broncos/Tennessee Titans

Date	Opp	W/L	No	Yds	Avg	Net	TB	In 20	Lg	Blk
Sept 13	@ Cin	W	8	340	42.5	36.4	0	3	56	0
Sept 20	Cle	W	2	109	54.5	42.5	0	1	57	0
Sept 27	@ Oak	W	2	81	40.5	27.0	1	0	48	0
Oct 4	Dal	W	6	305	50.8	41.7	2	2	62	0
Oct 11	NE	W	5	231	46.2	37.8	1	2	64	0
Oct 19	@ SD	W	4	179	44.8	15.5	2	1	50	0
Nov 1	Jax	W	4	193	48.3	43.3	1	3	55	0
Nov 8	@ SF	W	5	217	43.4	44.0	0	2	57	0
Nov 15	Buf	W	3	119	39.7	31.3	0	2	58	0
Nov 23	@ Hou	W	4	176	44.0	41.5	0	2	51	0
Nov 29	Ari	W	4	184	46.0	41.3	1	2	56	0
Dec 6	@ Ind	L	2	78	39.0	39.0	0	1	46	0
Dec 13	StL	W	3	115	38.3	36.3	0	1	54	0
Dec 20	Mia	W	5	244	48.8	44.0	1	2	59	0
Dec 25	SD	L	3	125	41.7	39.7	0	2	46	0
Jan 3	@ Sea	W	4	214	53.5	46.5	1	1	67	0
Totals		14-2	64	2,910	45.5	38.5	10	27	67	0

* First six games with Denver; final 10 games with Tennessee

2010 Tennessee Titans

Date	Opp	W/L	No	Yds	Avg	Net	TB	In 20	Lg	Blk
Sept 12	Oak	W	4	200	50.0	44.5	0	2	60	0
Sept 19	Pit	L	5	244	48.8	42.2	0	1	57	0
Sept 26	@ NYG	W	5	214	42.8	36.6	1	1	55	0
Oct 3	Den	L	6	245	40.8	31.5	1	0	60	0
Oct 10	@ Dal	W	5	174	34.8	34.6	0	2	45	0
Oct 18	@ Jax	W	2	98	49.0	50.0	0	1	51	0
Oct 24	Phi	W	4	192	48.0	44.0	0	0	68	0
Oct 31	@ SD	L	6	279	46.5	44.2	0	4	63	0
Nov 14	@ Mia	L	5	209	41.8	37.8	1	2	52	0
Nov 21	Was	L	5	169	33.8	31.4	0	2	51	0
Nov 28	@ Hou	L	7	328	46.9	43.6	0	2	56	0
Dec 5	Jax	L	2	72	36.0	36.0	0	0	40	0
Dec 9	Ind	L	4	165	41.3	41.3	0	0	46	0
Dec 19	Hou	W	4	150	37.5	34.5	0	2	46	0
Dec 26	@ KC	L	8	352	44.0	37.0	1	3	58	0
Jan 2	@ Ind	L	5	211	42.2	42.2	0	2	48	0
Totals		6-10	77	3,302	42.9	39.1	4	24	68	0

2011 Tennessee Titans

Date	Opp	W/L	No	Yds	Avg	Net	TB	In 20	Lg	Blk
Sept 11	@ Jax	L	7	291	41.6	34.3	1	2	48	0
Sept 18	Bal	W	3	119	39.7	38.3	0	2	55	0
Sept 25	Den	W	4	176	44.0	32.3	0	0	62	0
Oct 2	@ Cle	W	6	237	39.5	36.5	0	2	64	0
Oct 9	@ Pit	L	4	169	42.3	42.3	0	1	44	0
Oct 23	Hou	L	7	319	45.6	42.7	1	2	54	0
Oct 30	Ind	W	8	330	41.3	34.1	2	2	55	0
Nov 6	Cin	L	7	320	45.7	41.6	1	1	54	0
Nov 13	@ Car	W	5	221	44.2	38.2	1	1	48	0
Nov 20	@ Atl	L	5	225	45.0	39.6	0	0	57	0
Nov 27	TB	W	3	88	29.3	29.3	0	3	41	0
Dec 4	@ Buf	W	5	239	47.8	45.8	0	4	57	0
Dec 11	NO	L	5	226	45.2	37.6	1	1	52	0
Dec 18	@ Ind	L	7	329	47.0	45.0	0	3	58	0
Dec 24	Jax	W	4	172	43.0	41.8	0	3	51	0
Jan 1	@ Hou	W	6	286	47.7	45.8	0	4	58	0
Totals		9-7	86	3,747	43.6	39.4	7	31	64	0

2012 Tennessee Titans

Date	Opp	W/L	No	Yds	Avg	Net	TB	In 20	Lg	Blk
Sept 9	NE	L	4	209	52.3	45.5	0	2	56	0
Sept 16	@ SD	L	7	361	51.6	48.6	1	3	63	0
Sept 23	Det	W	1	41	41.0	41.0	0	0	41	0
Sept 30	@ Hou	L	7	326	46.6	41.7	0	2	60	0
Oct 7	@ Min	L	6	256	42.7	42.8	0	3	53	0
Oct 11	Pit	W	5	261	52.2	44.8	1	2	61	0
Oct 21	@ Buf	W	3	124	41.3	34.7	1	2	57	0
Oct 28	Ind	L	3	130	43.3	39.0	0	1	61	0
Nov 4	Chi	L	6	299	49.8	30.0	1	1	59	1
Nov 11	@ Mia	W	4	208	52.0	48.0	0	3	71	0
Nov 25	@ Jax	L	4	201	50.3	49.0	0	1	57	0
Dec 2	Hou	L	6	303	50.5	39.3	0	2	70	0
Dec 9	@ Ind	L	3	165	55.0	47.0	0	1	57	0
Dec 17	NYJ	W	10	391	39.1	36.4	1	4	55	0
Dec 23	@ GB	L	8	376	47.0	34.4	0	2	54	0
Dec 30	Jax	W	4	204	51.0	35.8	0	1	55	1
Totals		6-10	81	3,855	47.6	40.4	5	30	71	2

2013 Tennessee Titans

Date	Opp	W/L	No	Yds	Avg	Net	TB	In 20	Lg	Blk
Sept 8	@ Pit	W	5	208	41.6	41.4	0	4	55	0
Sept 15	@ Hou	L	8	382	47.8	46.6	0	1	54	0
Sept 22	SD	W	3	140	46.7	44.3	0	2	63	0
Sept 29	NYJ	W	7	293	41.9	40.9	0	4	54	0
Oct 6	KC	L	6	272	45.3	38.8	0	2	56	0
Oct 13	@ Sea	L	4	140	35.0	31.3	0	1	46	0
Oct 20	SF	L	6	263	43.8	43.8	0	3	55	0
Nov 3	@ StL	W	5	228	45.6	35.0	1	1	55	0
Nov 10	Jax	L	5	219	43.8	42.6	0	1	53	0
Nov 14	Ind	L	3	117	39.0	34.0	0	0	48	0
Nov 24	@ Oak	W	4	163	40.8	29.0	0	1	49	1
Dec 1	@ Ind	L	6	222	37.0	32.2	0	4	35	0
Dec 8	@ Den	L	4	201	50.3	43.5	0	0	62	0
Dec 15	Ari	L	3	145	48.3	48.3	0	2	51	0
Dec 22	@ Jax	W	3	140	46.7	38.7	1	0	50	0
Dec 29	Hou	W	6	253	42.2	42.2	0	6	56	0
Totals		7-9	78	3,386	43.4	39.7	2	32	63	1

BRETT KERN'S GAME-BY-GAME CONT.

2014 Tennessee Titans

Date	Opp	W/L	No	Yds	Avg	Net	TB	In 20	Lg	Blk	
Sept 7	@ KC	W	6	304	50.7	42.8	0	3	63	0	
Sept 14	Dal	L	5	225	45.0	38.0	1	1	54	0	
Sept 21	@ Cin	L	4	141	35.3	25.3	2	0	45	0	
Sept 28	@ Ind	L	6	265	44.2	41.8	0	2	55	0	
Oct 5	Cle	L	4	188	47.0	34.8	0	1	54	1	
Oct 12	Jax	W	5	249	49.8	39.8	2	3	69	0	
Oct 19	@ Was	L	5	196	39.2	39.0	0	2	44	0	
Oct 26	Hou	L	6	310	51.7	48.7	0	2	62	0	
Nov 9	@ Bal	L	8	414	51.8	48.8	0	0	58	0	
Nov 17	Pit	L	4	141	35.3	31.8	0	2	51	0	
Nov 23	@ Phi	L	6	294	49.0	40.7	0	2	57	0	
Nov 30	@ Hou	L	5	226	45.2	41.2	0	2	58	0	
Dec 7	NYG	L	6	284	47.3	39.2	0	1	55	0	
Dec 14	NYJ	L	6	295	49.2	45.3	0	3	56	0	
Dec 18	@ Jax	L	5	203	40.6	34.4	1	1	51	0	
Dec 28	Ind	L	7	383	54.7	46.1	1	3	79	0	
Totals			2-14	88	4,118	46.8	40.8	7	28	79	1

2016 Tennessee Titans

Date	Opp	W/L	No	Yds	Avg	Net	TB	In 20	Lg	Blk	
Sept 11	Min	L	5	231	46.2	38.4	1	1	64	0	
Sept 18	@ Det	W	3	142	47.3	39.7	0	1	54	0	
Sept 25	Oak	L	6	311	51.8	45.5	0	3	62	0	
Oct 2	@ Hou	L	5	257	51.4	30.6	1	1	71	0	
Oct 9	@ Mia	W	5	175	35.0	17.8	0	3	51	0	
Oct 16	Cle	W	5	225	45.0	43.8	0	3	52	0	
Oct 23	Ind	L	4	188	47.0	42.5	0	3	62	0	
Oct 27	Jax	W	4	155	38.8	38.8	0	2	44	0	
Nov 6	@ SD	L	4	182	45.5	44.8	0	1	55	0	
Nov 13	GB	W	4	166	41.5	38.0	0	0	46	0	
Nov 20	@ Ind	L	5	219	43.8	37.4	1	1	57	0	
Nov 27	@ Chi	W	4	177	44.3	43.3	0	2	47	0	
Dec 11	Den	W	7	308	44.0	38.1	1	3	61	0	
Dec 18	@ KC	W	4	142	35.5	34.8	0	0	38	0	
Dec 24	@ Jax	L	7	313	44.7	43.3	0	3	54	0	
Jan 1	Hou	W	5	211	42.2	41.0	0	5	48	0	
Totals			9-7	77	3,402	44.2	38.6	4	32	71	0

2015 Tennessee Titans

Date	Opp	W/L	No	Yds	Avg	Net	TB	In 20	Lg	Blk	
Sept 13	@ TB	W	4	189	47.3	43.0	0	1	57	0	
Sept 20	@ Cle	L	6	298	49.7	24.0	0	1	55	0	
Sept 27	Ind	L	5	212	42.4	42.4	0	2	49	0	
Oct 11	Buf	L	6	251	41.8	31.8	1	3	58	0	
Oct 18	Mia	L	3	125	41.7	39.7	0	2	61	0	
Oct 25	Atl	L	7	305	43.6	41.9	0	5	54	0	
Nov 1	@ Hou	L	7	349	49.9	45.9	0	3	60	0	
Nov 8	@ NO	W	5	253	50.6	46.4	0	2	56	0	
Nov 15	Car	L	5	259	51.8	39.6	0	0	56	0	
Nov 19	@ Jax	L	5	226	45.2	30.0	0	2	56	0	
Nov 29	Oak	L	6	287	47.8	39.7	0	1	60	0	
Dec 6	Jax	W	3	133	44.3	38.3	0	1	51	0	
Dec 13	@ NYJ	L	6	289	48.2	42.8	0	1	55	0	
Dec 20	@ NE	L	5	272	54.4	47.2	0	1	61	0	
Dec 27	Hou	L	9	427	47.4	43.3	0	7	60	0	
Jan 3	@ Ind	L	6	300	50.0	47.0	0	2	52	0	
Totals			3-13	88	4,175	47.4	40.3	1	34	61	0

2017 Tennessee Titans

Date	Opp	W/L	No	Yds	Avg	Net	TB	In 20	Lg	Blk	
Sept 10	Oak	L	4	188	47.0	40.8	1	2	53	0	
Sept 17	@ Jax	W	3	125	41.7	40.3	0	0	42	0	
Sept 24	Sea	W	6	341	56.8	48.2	1	2	66	0	
Oct 1	@ Hou	L	5	246	49.2	48.4	0	1	54	0	
Oct 8	@ Mia	L	10	549	54.9	50.2	0	4	71	0	
Oct 16	Ind	W	1	44	44.0	44.0	0	1	44	0	
Oct 22	@ Cle	W	4	208	52.0	43.8	1	2	58	0	
Nov 5	Bal	W	5	256	51.2	46.8	0	3	56	0	
Nov 12	Cin	W	6	339	56.5	42.2	2	1	74	0	
Nov 16	@ Pit	L	3	142	47.3	39.7	0	0	54	0	
Nov 26	@ Ind										
Dec 3	Hou										
Dec 10	@ Ari										
Dec 17	@ SF										
Dec 24	LAR										
Dec 31	Jax										
Totals			6-4	47	2,438	51.9	45.6	5	16	74	0

BRETT KERN'S NFL STATISTICS

REGULAR SEASON

Year	Team	GP	PUNTING									
			No.	Yds	Avg	Ret	Yds	TB	In	Lg	Blk	Net
2008	Denver	16	46	2,150	46.7	28	330	4	13	64	0	37.8
2009	Denver/Tennessee	16	64	2,910	45.5	27	249	10	27	67	0	38.5
2010	Tennessee	16	77	3,302	42.9	35	214	4	24	68	0	39.1
2011	Tennessee	16	86	3,747	43.6	36	221	7	31	64	0	39.4
2012	Tennessee	16	81	3,855	47.6	39	405	5	30	71	2	40.4
2013	Tennessee	16	78	3,386	43.4	35	210	2	32	63	1	39.7
2014	Tennessee	16	88	4,118	46.8	43	350	7	28	79	1	40.8
2015	Tennessee	16	88	4,175	47.4	47	605	1	34	61	0	40.3
2016	Tennessee	16	77	3,402	44.2	36	347	4	32	71	0	38.6
2017	Tennessee	10	47	2,438	51.9	26	196	5	16	74	0	45.6
NFL Totals		154	732	33,483	45.7	352	3127	49	267	79	4	39.9

Single-Game Highs

Punts - **10** (Twice, last at Miami 10/8/17)
 Yards - **549** at Miami (10/8/17)
 Gross Avg. - **56.8** vs. Seattle (9/24/17)
 Net Avg. - **50.2** at Miami (10/8/17)
 Long Punt - 79 vs. Indianapolis (12/28/14)
 In20 - 7 vs. Houston (12/27/15)

Additional Statistics

Rushing - 1 rush for 21 yards vs. Denver (9/25/11)



95 DAVID KING

DEFENSIVE LINEMAN • 6'4" • 281 LBS • COLLEGE: OKLAHOMA

ACQUIRED: TRADE (KC) - 2017

NFL EXPERIENCE (NFL/TITANS): 2/1 • HOMETOWN: HOUSTON, TEXAS

GAMES PLAYED/GAMES STARTED: 14/0 (PLAYOFFS: 1/0)



PRO: The Titans traded for defensive lineman David King at the end of the 2017 preseason to provide depth and flexibility on the defensive line. Following his four-year career at Oklahoma, King was originally drafted in the seventh round (239th overall) of the 2013 NFL Draft by the Philadelphia Eagles. With 10 career games on his resumé, King has also spent time with the Cincinnati Bengals, Seattle Seahawks and Kansas City Chiefs.

TITANS TIDBITS:

- During his sophomore season at Oklahoma, King's mother, Gladys King, passed away. Gladys raised King in a single-parent home. King credits his aunts, cousins, teammates and coaches at Oklahoma for helping him overcome this tragedy.
- Due to his hard work on the field and in the classroom, King earned scholarships dating back to middle school. He was granted a scholarship at Houston PREP, an institution with a mission to help underprivileged children get into private schools. "We had meetings every Saturday, we were involved in community service and I took summer classes. Going to [Houston PREP] helped tremendously and it opened many doors in my life," King said.

CAREER TRANSACTIONS:

- The Houston, Texas native was selected by the Philadelphia Eagles in the seventh round (239th overall) of the 2013 NFL Draft.
- Waived by the Eagles on Aug. 30, 2013.
- Signed by the Cincinnati Bengals to the practice squad on Oct. 22, 2013.
- Signed by the Bengals on Jan. 6, 2014.
- Waived by the Bengals on Aug. 30, 2014.
- Signed by the Bengals to the practice squad on Aug. 31, 2014.
- Signed by the Seattle Seahawks to the active roster from the Bengals practice squad on Dec. 11, 2014.
- Waived by the Seahawks on Nov. 16, 2015.
- Claimed off waivers by the Kansas City Chiefs on Nov. 17, 2015.
- Waived by the Chiefs on Sept. 3, 2016.
- Signed by the Chiefs to the practice squad on Sept. 4, 2016.
- Signed by the Chiefs to the active roster off of their practice squad on Nov. 5, 2016.
- Waived by the Chiefs on Nov. 14, 2016.
- Signed by the Chiefs to the practice squad on Nov. 16, 2016.
- Signed by the Chiefs to the active roster off of their practice squad on Dec. 17, 2016.
- Waived by the Chiefs on Dec. 30, 2016.
- Signed by the Chiefs to the practice squad on Jan. 3, 2017.
- Signed by the Chiefs on Jan. 17, 2017.
- Traded from the Chiefs to the Titans on Sept. 1, 2017 in exchange for a conditional seventh round pick in the 2018 NFL Draft.

SEASON RECAPS:

2017 (4/0 - Tennessee):

- Against Oakland (9/10), was inactive.
- At Jacksonville (9/17), made his Titans debut as a reserve on the defensive front and collected a tackle.
- Against Seattle (9/24), played as a reserve at defensive tackle and notched a tackle.
- At Houston (10/1), was inactive.
- At Miami (10/8), saw action as a reserve at defensive end.
- Against Indianapolis (10/16), played as a reserve at defensive end.
- At Cleveland (10/22), was inactive.
- Against Baltimore (11/5), was inactive.

- Against Cincinnati (11/12), was inactive.
- At Pittsburgh (11/16), was inactive.

2016 (2/0 - Kansas City): Spent the season with the Kansas City Chiefs as a member of the practice squad and active roster. Appeared in two games as a reserve defensive lineman but did not record a statistic.

2015 (5/0 - Seattle, Kansas City): Was a member of the Seahawks for the first nine contests of the season before being waived and claimed by the Kansas City Chiefs on Nov. 17. Appeared in four games for Seattle, recording three tackles, a half sack and two passes defended. Was inactive for five games with the Seahawks. Appeared in one game for Kansas City on special teams and was inactive for the team's two postseason contests.

2014 (3/0, 1/0 - Cincinnati, Seattle): Spent training camp and preseason with the Cincinnati Bengals before being signed to the practice squad during roster cuts. Signed to the Seattle Seahawks active roster off of the Bengals practice squad on Dec. 11. Appeared in the final three contests of the regular season and posted one tackle and one sack for the Seahawks. Contributed as a reserve defensive lineman in his lone career postseason appearance against Carolina (1/10/15) and was inactive for Seattle's two following postseason contests including Super Bowl XLIX.

2013 (0/0 - Cincinnati): Originally drafted by the Philadelphia Eagles in the seventh round (239th overall) of the 2013 NFL Draft, but was waived during roster cuts. Signed by the Cincinnati Bengals to the practice squad on Oct. 22 where he remained for duration of the season.

COLLEGE:

- Appeared in 43 games with 21 starts for Oklahoma. Recorded 75 tackles, seven tackles for loss, 5.5 sacks and one fumble recovery over his four-year career.
- As a senior (2012), started all 13 games with three starts at defensive tackle and 10 at defensive end. Notched 27 tackles and 2.5 sacks. Named All-Big 12 Second Team.
- As a junior (2011), appeared in 13 games and made five starts. Totaled 31 tackles, four tackles for loss, two sacks and one fumble recovery.
- As a sophomore (2010), saw action in 13 games with three starts at defensive end. Recorded 11 tackles, one tackle for loss and one sack. Also contributed at defensive tackle.
- As a freshman (2009), played in four games as a reserve on the defensive line and posted one tackle.
- Redshirted in 2008.
- Graduated with a degree in human relations from Oklahoma.

PERSONAL:

- Attended Strake Jesuit (Texas) High School where he was named the unanimous district Defensive MVP and elected to the All-Greater Houston team by the Houston Chronicle.
- Totaled 46 tackles, nine tackles for loss, 4.5 sacks and one interception as a senior. Also played basketball and participated in shotput in high school.
- Son of the late Gladys King.
- Has one half-sister, Anjetta.
- Follow King on Instagram and Twitter: @king_david1989.
- Born David Jamal Andrew King on Dec. 27, 1989 in Houston, Texas.

DAVID KING'S GAME-BY-GAME

2014 Seattle Seahawks

Date	Opp	W/L	P/S	Tot Solo	Asst	Sk - Yds	QBP	TFL	Int - Yds	-TD	PD	FF	FR - Yds	SpT
Dec 14	SF	W	p	0	0	0.0 0.0	0	0	0	0	0	0	0	0
Dec 21	@ Ari	W	p	1	1	1.0 6.0	2	1	0	0	0	0	0	0
Dec 28	StL	W	p	0	0	0.0 0.0	0	0	0	0	0	0	0	0
Totals		3-0	3/0	1	1	1.0 6.0	2	1	0	0	0	0	0	0

Playoffs

Date	Opp	W/L	P/S	Tot Solo	Asst	Sk - Yds	QBP	TFL	Int - Yds	-TD	PD	FF	FR - Yds	SpT
Jan 10	Car	W	p	0	0	0.0 0.0	0	0	0	0	0	0	0	0
Jan 18	GB	IA												
Feb 1	NE	IA												
Totals		1-0	1/0	0	0	0.0 0.0	0	0	0	0	0	0	0	0

2015 Seattle Seahawks/Kansas City Chiefs

Date	Opp	W/L	P/S	Tot Solo	Asst	Sk - Yds	QBP	TFL	Int - Yds	-TD	PD	FF	FR - Yds	SpT
Sept 13	at StL	IA												
Sept 20	at GB	IA												
Sept 27	Chi	IA												
Oct 5	Det	W	p	1	0	1 0.0 0.0	0	0	0	0	0	0	0	0
Oct 11	@ Cin	L	p	0	0	0 0.0 0.0	0	0	0	0	1	0	0	0
Oct 18	Car	L	p	0	0	0 0.0 0.0	0	0	0	0	1	0	0	0
Oct 22	at SF	W	p	2	1	1 0.5 4.5	1	0	0	0	0	0	0	0
Nov 1	at Dal	IA												
Nov 15	Ari	IA												
Nov 22	at SD	IA												
Nov 29	Buf	IA												
Dec 6	at Oak	IA												
Dec 13	SD	W	p	0	0	0 0.0 0.0	0	0	0	0	0	0	0	0
Dec 20	at Bal	IA												
Dec 27	Cle	IA												
Jan 3	Oak	IA												
Totals		3-2	5/0	3	1	2 0.5 4.5	1	0	0	0	2	0	0	0

Playoffs

Date	Opp	W/L	P/S	Tot Solo	Asst	Sk - Yds	QBP	TFL	Int - Yds	-TD	PD	FF	FR - Yds	SpT
Jan 9	@ Hou	IA												
Jan 16	@ NE	IA												
Totals		0-0	0/0	0	0	0.0 0.0	0	0	0	0	0	0	0	0

2016 Kansas City Chiefs

Date	Opp	W/L	P/S	Tot Solo	Asst	Sk - Yds	QBP	TFL	Int - Yds	-TD	PD	FF	FR - Yds	SpT
Nov 6	Jax	W	DNP											
Nov 13	@ Car	W	p	0	0	0 0.0 0.0	0	0	0	0	0	0	0	0
Dec 18	Ten	L	p	0	0	0 0.0 0.0	0	0	0	0	0	0	0	0
Totals		2-1	2/0	0	0	0 0.0 0.0	0	0	0	0	0	0	0	0

2017 Tennessee Titans

Date	Opp	W/L	P/S	Tot Solo	Asst	Sk - Yds	QBP	TFL	Int - Yds	-TD	PD	FF	FR - Yds	SpT
Sept 10	Oak	L	IA											
Sept 17	@ Jax	W	p	1	1	0 0.0 0.0	0	0	0	0	0	0	0	0
Sept 24	Sea	W	p	1	1	0 0.0 0.0	0	0	0	0	0	0	0	0
Oct 1	@ Hou	L	IA											
Oct 8	@ Mia	L	p	0	0	0 0.0 0.0	0	0	0	0	0	0	0	0
Oct 16	Ind	W	p	0	0	0 0.0 0.0	0	0	0	0	0	0	0	0
Oct 22	@ Cle	W	IA											
Nov 5	Bal	W	IA											
Nov 12	Cin	W	IA											
Nov 16	@ Pit	L	IA											
Nov 26	@ Ind													
Dec 3	Hou													
Dec 10	@ Ari													
Dec 17	@ SF													
Dec 24	LAR													
Dec 31	Jax													
Totals		6-4	4/0	2	2	0 0.0 0.0	0	0	0	0	0	0	0	0

DAVID KING'S NFL STATISTICS

REGULAR SEASON

Year	Team	GP	GS	TACKLES					INTERCEPTIONS					FUMBLES						
				Tot	Solo	Asst	Sk	Yds	QBP	TFL	No	Yds	Lg	TD	PD	FF	FR	Yds	SpT	
2014	Seattle	3	0	1	1	0	1.0	6.0	2	1	0	0	0	0	0	0	0	0	0	0
2015	Seattle/KC	5	0	3	1	2	0.5	4.5	1	0	0	0	0	0	2	0	0	0	0	
2016	Kansas City	2	0	0	0	0	0.0	0.0	0	0	0	0	0	0	0	0	0	0	0	
2017	Tennessee	4	0	2	2	0	0.0	0.0	0	0	0	0	0	0	0	0	0	0	0	
NFL Totals		14	0	6	4	2	1.5	10.5	3	0	0	0	0	2	0	0	0	0	0	


PLAYOFFS

Year	Team	GP	GS	RUSHING					RECEIVING										
				Tot	Solo	Asst	Sk	Yds	QBP	TFL	No	Yds	Lg	TD	PD	FF	FR	Yds	SpT
2014	Seattle	1	0	0	0	0	0.0	0.0	0	0	0	0	0	0	0	0	0	0	0
NFL Totals		1	0	0	0	0	0.0	0.0	0	0	0	0	0	0	0	0	0	0	0

Single-Game Highs

Tackles - 2 at San Francisco (10/22/15)
Sacks - 1 at Arizona (12/21/14)

Passes Defensed - 1 (Twice, last vs. Carolina 10/18/15)
Tackles for Loss - 1 at Arizona (12/21/14)



64 JOSH KLINE

GUARD • 6'3" • 300 LBS • COLLEGE: KENT STATE

ACQUIRED: WAIVERS (NE) - 2016

NFL EXPERIENCE (NFL/TITANS): 5/2 • HOMETOWN: MASON, OHIO

GAMES PLAYED/GAMES STARTED: 57/42 (PLAYOFFS: 4/3)



Super Bowl: 2014

PRO: The Titans claimed Josh Kline off waivers from the New England Patriots prior to the start of 2016 regular season to add competition, experience and depth to the interior of the offensive line. The 6-foot-3-inch, 300-pounder spent the first three seasons of his NFL career with the New England Patriots and was a member of their 2014 Super Bowl championship team.

CAREER HIGHLIGHTS:

- In 2016, Kline started 14 games at right guard in his first season with the Titans and was a part of an offensive front that blocked for the NFL's third-ranked rushing attack which averaged 136.7 rush yards per game.
- In 2015, Kline made 13 starts at both guard spots for the Patriots and blocked for the NFL's sixth-ranked offense which averaged 374.4 total yards per game.

TITANS TIDBITS:

- Kline was a standout wrestler in high school, winning the state title as a senior and finishing with a 45-1 record that year.

CAREER TRANSACTIONS:

- A native of Mason, Ohio, Kline was originally signed by the New England Patriots as a rookie free agent on May 3, 2013.
- Released by the Patriots on Sept. 2, 2013 and signed to the team's practice squad on Sept. 4, 2013.
- Signed by the Patriots to their active roster from the practice squad on Sept. 7, 2013.
- Released by the Patriots on Sept. 11, 2013 and signed to the team's practice squad on Sept. 13, 2013.
- Signed by the Patriots to their active roster from the practice squad on Nov. 2, 2013.
- Released by the Patriots on Sept. 7, 2016.
- Claimed by the Titans off waivers from the Patriots on Sept. 8, 2016.

SEASON RECAPS:

2017 (10/10 - Tennessee):

- Against Oakland (9/10), started at right guard and was a part of an offensive line that helped produce 350 total yards and allow just one sack on 41 pass attempts.
- At Jacksonville (9/17), started at right guard and opened holes for a rushing attack that amassed 179 yards on 36 carries (5.0 avg.). Member of a unit that allowed just one sack on 27 pass attempts.
- Against Seattle (9/24), started at right guard and helped block for Titans' ball carriers to collect 195 rushing yards on 35 carries (5.6 avg.). Member of an offensive front that did not allow a sack on 32 pass attempts.
- At Houston (10/1), started at right guard.
- At Miami (10/8), started at right guard.
- Against Indianapolis (10/16), started at right guard and was a member of an offensive front that helped produce 473 total yards and allow just one sack for one yard on 32 pass attempts.
- At Cleveland (10/22), started at right guard.
- Against Baltimore (11/5), started at right guard.
- Against Cincinnati (11/12), started at right guard and helped open holes for Titans' rushers to gain 180 yards on the ground.
- At Pittsburgh (11/16), started at right guard.

2016 (14/14 - Tennessee): Started 14 games at right guard in his first season with the Titans and was a part of an offensive front that blocked for the NFL's third-ranked rushing attack which averaged 136.7 rush yards

per game. Was inactive for the first two contests after being acquired off waivers from the Patriots on Sept. 8.

- Against Oakland (9/25), started at right guard and was a part of an offensive line that helped produce 393 total yards and allow just one sack on 33 pass attempts.
- At Miami (10/9), started at right guard and was a member of an offensive front that opened holes for Titans' rushers to gain 235 yards on the ground and did not allow a sack on 29 pass attempts.
- Against Cleveland (10/16), started at right guard and blocked for an offense that compiled a season-high 407 total yards, including 137 rushing yards.
- Against Jacksonville (10/27), started at right guard and opened holes for Titans' ball carriers to accumulate 214 yards on the ground. Was a part of an offensive front that did not allow a sack in 23 pass attempts.
- At San Diego (11/6), started at right guard and was a part of an offensive line that did not allow a sack on 43 pass attempts.
- Against Green Bay (11/13), started at right guard and blocked for an offense that amassed 446 total yards and six touchdowns in a 47-25 victory against the Packers.
- At Chicago (11/27), started at right guard and was a member of an offensive front that did not allow a sack on 23 pass attempts. Blocked for Titans' ball carriers to gain 149 yards on the ground.
- Against Denver (12/11), started at right guard and was a part of an offensive line that opened holes for Titans' rushers to amass 180 rushing yards on 42 carries in a 13-10 victory over the Broncos.
- At Kansas City (12/18), started at right guard and helped pave the way for Titans' ball carriers to gain 148 yards on the ground. Member of an offensive front that allowed just one sack for zero yards on 33 pass attempts.

2015 (14/13, 2/2 - New England): Played in 14 regular season games with 13 starts - seven at right guard and six at left guard. Due to injuries and rotations, appeared at both guard spots in several games throughout the season. Started at left guard for both playoff contests. Was inactive due to injury twice.

- Against Washington (11/8), started at right guard and rotated between both guard positions in the win. Despite injuries and changes to the rotation, the Patriots rushed for 161 yards rushing and did not allow a sack in the game.

2014 (12/4, 2/1 - New England): Played in 12 regular season games with four starts - two at right guard and two at left guard. Played in two playoff games and made his first career playoff start at right guard in the AFC Championship win. Was inactive for four games.

- At Buffalo (10/12), started his first game of the season at right guard in the win when Ryan Wendell replaced an injured Bryan Stork at center.
- Against Seattle (2/1), dressed but did not play in the Super Bowl XLIX win.

2013 (7/1, 0/0 - New England): Played in seven regular-season games with one start. Spent majority of the season on the practice squad with two separate stints on the 53-man roster. Was active but did not play in the postseason.

- Against Pittsburgh (11/3), appeared in his first NFL game coming in at left guard for the final play kneel down.
- At Miami (12/15), came on to play left guard after Nate Solder left with a head injury and Logan Mankins slid over to left tackle.
- At Baltimore (12/22), made the first start of his career at left guard in place of Logan Mankins starting at left tackle for an injured Nate Solder.

COLLEGE:

- Appeared at right guard, right tackle and on special teams in four seasons after redshirting as a freshman.
- Named to Phil Steele's All-MAC team and earned second-team All-MAC honors as a senior.
- As a senior, played primarily at left guard. Earned second-team all Mid-American Conference honors as the Golden Flashes had their best season in 40 years, going 11-3 overall, winning the MAC East title and playing in the MAC Championship Game.
- As a junior in 2011, started 12 games making seven starts at right tackle before sliding inside to right guard for the final five games.
- As a sophomore in 2010, started in eight of 12 games.
- Redshirted in 2008 before playing in all 12 games of his redshirt freshman campaign in 2009.
- Majored in history at Kent State.

PERSONAL:

- Married his wife, Natalie, during the 2016 offseason.
- Was two-time second-team all-conference pick at Mason (Ohio) High School.
- Played tackle and center, earning second-team All-Greater Miami Conference honors as the Comets' center his senior year.
- Follow Kline on Twitter at @joshkline64.
- Follow Kline on Instagram at @jkline64.
- Born Josh Kline on Dec. 29, 1989 in Hoffman Estates, Ill.

JOSH KLINE'S NFL STATISTICS**REGULAR SEASON**

Year	Team	GP	GS
2013	New England	7	1
2014	New England	12	4
2015	New England	14	13
2016	Tennessee	14	14
2017	Tennessee	10	10
NFL Totals		57	42

PLAYOFFS


Year	Team	GP	GS
2013	New England	0	0
2014	New England	2	1
2015	New England	2	2
NFL Totals		4	3

Starts Breakdown:

2013 - LG 1; 2014 - 2 LG, 2 RG (Playoffs - 1 RG); 2015 - 7 RG, 6 LG (Playoffs - 2 LG); 2016 - RG 14; 2017 - RG 10

Additional Career Statistics

Tackles - 1 (2015), 1 (2016)



97 KARL KLUG

DEFENSIVE LINE • 6'3" • 278 LBS • COLLEGE: IOWA
ACQUIRED: 5TH ROUND - 2011 • NFL EXPERIENCE (NFL/TITANS): 7/7
HOMETOWN: CALEDONIA, MINN.
GAMES PLAYED/GAMES STARTED: 103/8 (PLAYOFFS: 0/0)



PRO: The Titans used their fifth-round pick in the 2011 NFL Draft on Iowa's Karl Klug (pronounced KLOOG). A largely unheralded selection at the time, Klug proceeded to assemble one of the top seasons in franchise history by a rookie defensive lineman and has become one of the team's most consistent contributors on the defensive line. He never missed a game in his first five seasons. A blue-collar athlete who plays with tremendous effort and quickness, he led the Titans in 2011 with seven sacks, which also tied for sixth among all NFL rookies and tied for fourth among all NFL defensive tackles. His 3.5 sacks during his second season gave him more total sacks (10.5) than any other Titans defender during that time period.

CAREER HIGHLIGHTS:

- In 2016, he played in his 94th consecutive game to begin his career before missing the final two contests of the season with an Achilles injury.
- In 2015, Klug set a career high with 19 quarterback pressures and recorded four sacks, which was the second-highest total of his career.
- Against the N.Y. Jets on Sept. 29, 2013, he strip-sacked Geno Smith for a 16-yard loss and recovered the loose ball in the end zone for his first career touchdown.
- In 2012, Klug played in all 16 games for a second consecutive season. His 3.5 sacks gave him a team-high 10.5 total sacks from 2011–2012.
- As a rookie in 2011, Klug compiled a team-high seven sacks. The total tied for sixth place in sacks among all NFL rookies, tied for fourth among all NFL defensive tackles, and led all NFL rookie defensive tackles.
- During his four-year career at Iowa, Klug appeared in 40 games with 26 consecutive starts to end his career. Tallied 140 tackles, including 31 stops for loss, 9.5 sacks, eight quarterback pressures, eight passes defended, four forced fumbles and a fumble recovery.

TITANS TIDBITS:

- Klug has an identical twin brother, Kevin, who played linebacker at Minnesota State University, Mankato. As high school teammates, Kevin played fullback, opening holes for Karl, the team's running back. Kevin now owns and operates Klug Fitness, a mobile fitness business in Nashville. He also has toured with Lady Antebellum and Sam Hunt as a personal trainer. Karl and Kevin's older sister, Kelsey, is the "best hair stylist in LaCrosse, Wis.," according to the twins.
- Klug's small hometown of Caledonia calls itself the "Wild Turkey Capital of Minnesota" and "The Heart of Quilt Country."
- Klug arrived on Iowa's campus as an undersized defender who weighed only 207 pounds at the time.

CAREER TRANSACTIONS:

- The Caledonia, Minn., native was selected by the Titans in the fifth round (142nd overall) of the 2011 NFL Draft.

SEASON RECAPS:

- 2017 (9/0):** Played in his 100th career regular season game at Cleveland (10/22/17). Has tied for the team lead in sacks once in 2017 (at PIT).
- Against Oakland (9/10), played as a reserve at defensive tackle and posted three tackles.
 - At Jacksonville (9/17), saw action as a reserve on the defensive front and collected a tackle.
 - Against Seattle (9/24), was inactive.
 - At Houston (10/1), played as a reserve at defensive tackle and tallied four tackles and a quarterback pressure.
 - At Miami (10/8), saw action as a reserve at defensive tackle.
 - Against Indianapolis (10/16), played as a reserve at defensive tackle and recorded three tackles.

- At Cleveland (10/22), played as a reserve at defensive tackle in his 100th career regular season game and posted three tackles.
- Against Baltimore (11/5), saw action as a reserve at defensive tackle and collected two tackles, including a half sack and a quarterback pressure. Halted a Ravens' drive by combining with Derrick Morgan to sack Joe Flacco for a four-yard loss on third-and-11 late in the second quarter.
- Against Cincinnati (11/12), played as a reserve at defensive tackle.
- At Pittsburgh (11/16), saw action as a reserve at defensive tackle and notched a sack. Sacked Ben Roethlisberger for a six-yard loss late in the second quarter.

2016 (14/3): Played in 14 games with three starts at defensive tackle and ranked fourth on the team with 18 quarterback pressures. Registered 25 tackles, 1.5 sacks, a stop for loss and a pass defended. Placed on injured reserve on Dec. 21, 2016. Led the team in quarterback pressures once in 2016 (at MIA). Tied for the team lead in passes defended once in 2016 (at MIA).

- Against Minnesota (9/11), saw action as a reserve on the defensive line and collected two tackles.
- At Detroit (9/18), saw significant action as a reserve at defensive tackle and posted four tackles, including a sack and two quarterback pressures. Sacked Matthew Stafford for a six-yard loss in the fourth quarter.
- At Houston (10/2), saw action as a reserve at defensive tackle and tied a career-high with five tackles. Teamed with Avery Williamson to stuff Alfred Blue for no gain on a rush off left guard in the second quarter.
- At Miami (10/9), started at defensive end and registered two tackles and a team-high four quarterback pressures.
- Against Cleveland (10/16), started at defensive end and notched three tackles, including a stop for loss and two quarterback pressures. Forced a Browns' field goal by dropping Isaiah Crowell for a five-yard loss on third-and-one in the opening quarter.
- Against Indianapolis (10/23), played as a reserve at defensive tackle and collected three tackles, including a half sack, a quarterback pressure and a pass defended. Forced a Colts' field goal by combining with Derrick Morgan to sack Andrew Luck for a six-yard loss in the third quarter. Halted a Colts' drive by batting down a third-and-five pass intended for T.Y. Hilton in the fourth quarter.
- Against Denver (12/11), started at defensive tackle and collected a tackle and three quarterback pressures.
- At Kansas City (12/18), played as a reserve at defensive tackle and left the game in the third quarter with an injury.

2015 (16/0): Appeared in all 16 games for the fifth consecutive season and finished third on the team with 19 quarterback pressures. Registered 26 tackles, four sacks, a pass defended and forced fumble. Led or tied for the team lead in sacks three times in 2015 (at HOU, at NYJ, at NE). Tied for the team lead in quarterback pressures four times (vs. MIA, vs. OAK, at NYJ, at NE).

- At Tampa Bay (9/13), saw action as a reserve at defensive tackle and collected four tackles and two quarterback pressures. Teamed with DaQuan Jones to stuff Doug Martin for no gain on a rush off right guard at the end of the first quarter.
- Against Indianapolis (9/27), played as a reserve at defensive end and totaled three tackles, including a sack and a quarterback pressure. Ended an Indianapolis drive by sacking Andrew Luck for a five-yard loss and forcing a fumble that was recovered by the Colts on third-and-seven early in the third quarter.
- At Houston (11/1), saw action as a reserve at defensive end and registered a sack. Ended a Texans' drive by dropping Brian Hoyer for an

eight-yard sack on third-and-seven in the second quarter.

- Against Jacksonville (12/6), played as a reserve at defensive tackle and posted two tackles and a half sack. Combined with Da'Norris Searcy to drop Blake Bortles for an 11-yard sack on fourth-and-four during the Jaguars' final drive in the fourth quarter.
- At N.Y. Jets (12/13), saw action as a reserve at defensive tackle and amassed three tackles, a sack and two quarterback pressures. Ended a Jets' drive by dropping Ryan Fitzpatrick for a seven-yard sack on third-and-nine late in the third quarter.
- At New England (12/20), played as a reserve at defensive tackle and tallied four tackles, including a half sack and three quarterback pressures. Teamed with Angelo Blackson to drop Tom Brady for a seven-yard sack in the fourth quarter.

2014 (16/0): Played in all 16 games for the fourth consecutive season. Registered 31 tackles, two sacks, five quarterback pressures and five stops for loss. Caught one pass for nine yards as a fullback against the N.Y. Giants (12/7/14). Returned two kickoffs for 32 yards. Tied for the team lead in sacks once in 2014 (at KC). Led the team in quarterback pressures once in 2014 (vs. NYJ).

- At Kansas City (9/7), saw action as a reserve at defensive tackle and collected two tackles, including a sack and a quarterback pressure. Ended a Chiefs' drive by sacking Alex Smith for a seven-yard loss on third-and-10 in the third quarter.
- Against Jacksonville (10/12), played as a reserve at defensive tackle and totaled two tackles, including a sack. Dropped Blake Bortles for an eight-yard sack in the second quarter.
- At Washington (10/19), played as a reserve at defensive end and collected two tackles for loss. Stopped Alfred Morris for a one-yard loss on a rush off left end in the third stanza. On the next play, stonewalled Roy Helu for a seven-yard loss on a screen pass. Returned a squib kickoff for 12 yards.
- At Baltimore (11/9), saw action as a reserve at defensive tackle and tallied two tackles, including a stop for loss. Stuffed Bernard Pierce for a one-yard loss on a rush up the middle in the third quarter.
- At Houston (11/30), played as a reserve at defensive tackle and notched three tackles, including a stop for loss and a quarterback pressure. Teamed with Al Woods to stuff Jonathan Grimes for a four-yard loss on a rush off right tackle in the final stanza.
- Against N.Y. Giants (12/7), played as a reserve at defensive tackle and as a short-yardage fullback. Collected his first career reception for seven yards. Converted a fourth-and-one by hauling in his first career catch for nine yards in the second quarter.
- Against N.Y. Jets (12/14), saw action as a reserve at defensive tackle and collected two tackles, including a team-high three quarterback pressures and a tackle for loss. Stuffed Chris Johnson for a one-yard loss on a rush up the middle late in the second quarter.

2013 (16/3): Played in all 16 games with three starts at defensive tackle and registered 26 tackles, two sacks, four quarterback pressures, two passes defended, two forced fumbles and a fumble recovery for a touchdown. Led or tied for the team lead in quarterback pressures three times (vs. KC, at OAK, vs. HOU).

- Against N.Y. Jets (9/29), posted three tackles, including a strip sack that he recovered for a touchdown. Jolted through the middle and strip-sacked Geno Smith for a 16-yard loss while recovering the loose ball in the end zone for touchdown to make the score 31-6 with 11:45 left to play in the final stanza.
- At Indianapolis (12/1), amassed three tackles, a sack, a forced fumble, a quarterback pressure and a pass defended. Batted down a pass at the line of scrimmage that was intended for Darrius Heyward-Bey in the second quarter. Teamed with George Wilson to stuff Donald Brown for no gain on a rush up the middle in the second quarter. Strip-sacked Andrew Luck for a seven-yard loss, but the loose ball was recovered by the signal caller.
- At Denver (12/8), started at defensive end and totaled a career-high five tackles.

2012 (16/1): Saw action in all 16 games with a start at defensive tackle and posted 12 tackles, 3.5 sacks, five quarterback pressures, a tackle for loss and a pass defended. Led the team in sacks once (at IND). Tied for the team lead in quarterback pressures twice (vs. NE, vs. JAX). Tied a career-high with two sacks at Indianapolis (12/9/12).

- At Jacksonville (11/25), collected his first sack of the season. Halted a Jaguars' drive and got the Titans' offense the ball back with a two-yard sack on third-and-10 in the fourth quarter.

- At Indianapolis (12/9), tallied three tackles, including two sacks, a tackle for loss, a quarterback pressure and a pass defended. Dropped Andrew Luck for a six-yard sack in the second quarter. Ended a Colts' drive by sacking Luck for a 10-yard loss on third-and-seven late in the second quarter. Batted down a pass intended for T.Y. Hilton at the line of scrimmage.
- Against Jacksonville (12/30), recorded a tackle, including a half sack and two quarterback pressures. Ended a Jaguars' drive by combining with Akeem Ayers to sack Chad Henne for a four-yard loss on fourth-and-two late in the fourth quarter.

2011 (16/1): As a rookie, appeared in all 16 games with one start at defensive tackle and led the team with seven sacks. Totaled 32 tackles, 10 quarterback pressures, two tackles for loss, four passes defended and two forced fumbles. Registered his first career NFL sack and the first two forced fumbles of his career against Baltimore (9/18/11). Led or tied for the team lead in sacks six times in 2011 (vs. BAL, at CLE, vs. IND, at BUF, vs. NO, vs. JAX). Tied for the team lead in quarterback pressures once in 2011 (vs. IND). Made his first career NFL start at Atlanta (11/20/11).

- At Jacksonville (9/11), played as a reserve in his first career NFL contest and posted four tackles, including a stop for loss.
- Against Baltimore (9/18), saw action as a reserve at defensive tackle and tallied a sack and two forced fumbles. Stuffed Ricky Williams for a two-yard loss and forced a fumble that was recovered by Jordan Babineaux early in the second quarter. Had an eight-yard strip-sack of Joe Flacco but the loose ball was recovered by the Ravens late in the second quarter.
- At Cleveland (10/2), collected three solo tackles, including a sack. Kept contain and dropped Joshua Cribbs for a seven-yard sack on a reverse pass play on third-and-six in the first quarter.
- Against Indianapolis (10/30), posted two solo tackles, a sack, three quarterback pressures and a pass defended. Halted a Colts' drive by dropping Curtis Painter for an eight-yard sack on third-and-11 in the second quarter.
- At Atlanta (11/20), made his first career NFL start at defensive tackle and collected two tackles.
- Against Tampa Bay (11/27), posted a tackle, a pass defended and two quarterback pressures.
- At Buffalo (12/4), tallied a sack and a pass defended. Ended a Bills' drive by dropping Ryan Fitzpatrick for a six-yard sack on third-and-six in the third quarter. Batted down a pass intended for David Nelson at the line of scrimmage in the third quarter.
- Against New Orleans (12/11), recorded three tackles, including a season-high two sacks and a quarterback pressure. Dropped Drew Brees for a seven-yard sack late in the second quarter. Halted a Saints' drive and got the Titans' offense the ball back by sacking Brees for a seven-yard loss on third-and-four in the fourth quarter.
- Against Jacksonville (12/24), halted a Jaguars' drive by sacking Blaine Gabbert for an 11-yard loss on third-and-seven in the third quarter.

COLLEGE:

- During his four-year career at Iowa, Klug appeared in 40 games with 26 consecutive starts to end his career. Tallied 140 tackles, including 31 stops for loss, 9.5 sacks, eight quarterback pressures, eight passes defended, four forced fumbles and a fumble recovery.
- As a senior (2010), started all 13 games at defensive tackle and led team with 13 tackles for loss and 5.5 sacks. Posted 57 total tackles en route to earning second-team All-Big Ten honors from league coaches and media and second-team All-Big Ten by Phil Steele's College Football. Honors also included Roy J. Carver Most Valuable Player Award on defense, Iron Hawk Award and Hayden Fry "Extra Heartbeat" Award. Was named a permanent team captain on defense and was selected to participate in East-West Shrine Game. Was one of seven seniors named to 2010 Leadership Group.
- As a junior (2009), started all 13 games at defensive tackle, recording 65 tackles, 13 tackles for loss, four sacks, five passes defended and two forced fumbles. Named first team All-Big Ten by Sporting News and honorable mention All-Big Ten by league coaches. Received the Hustle Team Award for defense.
- As a sophomore (2008), played in 12 games and posted 17 tackles, five tackles for loss, two sacks and a forced fumble.
- As a redshirt freshman (2007), suffered foot injury during pre-season drills and appeared in just one game (vs. Minnesota) and posted one tackle.
- Redshirted in 2006.

- Graduated in December 2010 with a degree in recreational management.

PERSONAL:

- Lives in Franklin, Tenn., with his wife, Stacy. They have two sons, Rylan and Ivan, and a daughter, Cora.
- Named first-team All-State as a senior at Caledonia (Minn.) High School after recording 77 tackles and 20 sacks at defensive end. Also had 1,212 rushing yards and 15 touchdowns. Also named to the Minnesota Vikings All-State team, *LaCrosse Tribune* Player of the Year and was a two-time first-team All-Conference player, including Player of the Year as a senior.
- Notched 89 tackles and 18 sacks as a junior.
- Was a three-year wrestling and two-year letterman in track.
- List of favorites: (movie) "Dumb and Dumber"; (TV shows) "SportsCenter" and "Everybody Loves Raymond"; (actor) Will Smith; (school subject) math; (car) 1998 Oldsmobile Cutlass; (book) "Heaven is For Real" by Todd Burpo; (video game) Halo; (food) steak and potatoes; (childhood sports hero) John Randle; and (sports teams as a child) "all the Minnesota teams."
- Born Karl Rainer Klug on March 31, 1988 in La Crosse, Wis.

KARL KLUG'S GAME-BY-GAME

2011 Tennessee Titans

Date	Opp	W/L	P/S	Tot Solo	Asst	Sk	- Yds	QBP	TFL	Int	- Yds	-TD	PD	FF	FR	- Yds	SpT	
Sept 11	@ Jax	L	p	4	2	2	0.0	0.0	0	1	0	0	0	0	0	0	0	0
Sept 18	Bal	W	p	1	1	0	1.0	4.0	0	0	0	0	0	0	2	0	0	0
Sept 25	Den	W	p	1	0	1	0.0	0.0	1	0	0	0	0	1	0	0	0	0
Oct 2	@ Cle	W	p	3	3	0	1.0	7.0	0	0	0	0	0	0	0	0	0	0
Oct 9	@ Pit	L	p	1	0	1	0.0	0.0	0	0	0	0	0	0	0	0	0	0
Oct 23	Hou	L	p	3	3	0	0.0	0.0	0	0	0	0	0	0	0	0	0	0
Oct 30	Ind	W	p	2	2	0	1.0	8.0	3	0	0	0	0	1	0	0	0	0
Nov 6	Cin	L	p	2	1	1	0.0	0.0	2	0	0	0	0	0	0	0	0	0
Nov 13	@ Car	W	p	2	1	1	0.0	0.0	0	1	0	0	0	0	0	0	0	0
Nov 20	@ Atl	L	S	2	1	1	0.0	0.0	0	0	0	0	0	0	0	0	0	0
Nov 27	TB	W	p	1	0	1	0.0	0.0	2	0	0	0	0	1	0	0	0	0
Dec 4	@ Buf	W	p	1	1	0	1.0	6.0	0	0	0	0	0	1	0	0	0	0
Dec 11	NO	L	p	3	2	1	2.0	14.0	1	0	0	0	0	0	0	0	0	0
Dec 18	@ Ind	L	p	1	0	1	0.0	0.0	0	0	0	0	0	0	0	0	0	0
Dec 24	Jax	W	p	2	1	1	1.0	11.0	0	0	0	0	0	0	0	0	0	0
Jan 1	@ Hou	W	p	3	0	3	0.0	0.0	1	0	0	0	0	0	0	0	0	0
Totals		9-7	16/1	32	18	14	7.0	50.0	10	2	0	0	0	4	2	0	0	0

2012 Tennessee Titans

Date	Opp	W/L	P/S	Tot Solo	Asst	Sk	- Yds	QBP	TFL	Int	- Yds	-TD	PD	FF	FR	- Yds	SpT	
Sept 9	NE	L	S	0	0	0	0.0	0.0	1	0	0	0	0	0	0	0	0	0
Sept 16	@ SD	L	p	1	1	0	0.0	0.0	0	0	0	0	0	0	0	0	0	0
Sept 23	Det	W	p	2	0	2	0.0	0.0	0	0	0	0	0	0	0	0	0	0
Sept 30	@ Hou	L	p	1	0	1	0.0	0.0	0	0	0	0	0	0	0	0	0	0
Oct 7	@ Min	L	p	1	0	1	0.0	0.0	1	0	0	0	0	0	0	0	0	0
Oct 11	Pit	W	p	1	1	0	0.0	0.0	0	0	0	0	0	0	0	0	0	0
Oct 21	@ Buf	W	p	0	0	0	0.0	0.0	0	0	0	0	0	0	0	0	0	0
Oct 28	Ind	L	p	0	0	0	0.0	0.0	0	0	0	0	0	0	0	0	0	0
Nov 4	Chi	L	p	0	0	0	0.0	0.0	0	0	0	0	0	0	0	0	0	0
Nov 11	@ Mia	W	p	1	1	0	0.0	0.0	0	0	0	0	0	0	0	0	0	0
Nov 25	@ Jax	L	p	1	1	0	1.0	2.0	0	0	0	0	0	0	0	0	0	0
Dec 2	Hou	L	p	0	0	0	0.0	0.0	0	0	0	0	0	0	0	0	0	0
Dec 9	@ Ind	L	p	3	3	0	2.0	16.0	1	1	0	0	0	1	0	0	0	0
Dec 17	NYJ	W	p	0	0	0	0.0	0.0	0	0	0	0	0	0	0	0	0	0
Dec 23	@ GB	L	p	0	0	0	0.0	0.0	0	0	0	0	0	0	0	0	0	0
Dec 30	Jax	W	p	1	1	0	0.5	2.0	2	0	0	0	0	0	0	0	0	0
Totals		6-10	16/1	12	8	4	3.5	20.0	5	1	0	0	0	1	0	0	0	0

2013 Tennessee Titans

Date	Opp	W/L	P/S	Tot Solo	Asst	Sk	- Yds	QBP	TFL	Int	- Yds	-TD	PD	FF	FR	- Yds	SpT	
Sept 8	@ Pit	W	p	2	0	2	0.0	0.0	0	0	0	0	0	0	0	0	0	0
Sept 15	@ Hou	L	S	1	1	0	0.0	0.0	0	0	0	0	0	0	0	0	0	0
Sept 22	SD	W	p	3	2	1	0.0	0.0	0	0	0	0	0	0	0	0	0	0
Sept 29	NYJ	W	p	3	1	2	1.0	16.0	0	0	0	0	0	1	1	0	0	0
Oct 6	KC	L	p	2	1	1	0.0	0.0	1	0	0	0	0	0	0	0	0	0
Oct 13	@ Sea	L	p	1	1	0	0.0	0.0	0	0	0	0	0	0	0	0	0	0
Oct 20	SF	L	p	1	0	1	0.0	0.0	0	0	0	0	0	0	0	0	0	0
Nov 3	@ StL	W	p	1	1	0	0.0	0.0	0	0	0	0	0	0	0	0	0	0
Nov 10	Jax	L	S	0	0	0	0.0	0.0	0	0	0	0	0	0	0	0	0	0
Nov 14	Ind	L	p	1	1	0	0.0	0.0	0	0	0	0	0	0	0	0	0	0
Nov 24	@ Oak	W	p	0	0	0	0.0	0.0	1	0	0	0	0	0	0	0	0	0
Dec 1	@ Ind	L	p	3	2	1	1.0	7.0	1	0	0	0	0	1	1	0	0	0
Dec 8	@ Den	L	S	5	1	4	0.0	0.0	0	0	0	0	0	0	0	0	0	0
Dec 15	Ari	L	p	0	0	0	0.0	0.0	0	0	0	0	0	1	0	0	0	0
Dec 22	@ Jax	W	p	1	1	0	0.0	0.0	0	0	0	0	0	0	0	0	0	0
Dec 29	Hou	W	p	2	2	0	0.0	0.0	1	0	0	0	0	0	0	0	0	0
Totals		7-9	16/3	26	14	12	2.0	23.0	4	0	0	0	0	2	2	1	0	0

2014 Tennessee Titans

Date	Opp	W/L	P/S	Tot Solo	Asst	Sk	- Yds	QBP	TFL	Int	- Yds	-TD	PD	FF	FR	- Yds	SpT	
Sept 7	@ KC	W	p	2	1	1	1.0	7.0	1	0	0	0	0	0	0	0	0	0
Sept 14	Dal	L	p	3	2	1	0.0	0.0	0	0	0	0	0	0	0	0	0	0
Sept 21	@ Cin	L	p	2	1	1	0.0	0.0	0	0	0	0	0	0	0	0	0	0
Sept 28	@ Ind	L	p	4	2	2	0.0	0.0	0	0	0	0	0	0	0	0	0	0
Oct 5	Cle	L	p	0	0	0	0.0	0.0	0	0	0	0	0	0	0	0	0	0
Oct 12	Jax	W	p	2	1	1	1.0	8.0	0	0	0	0	0	0	0	0	0	0
Oct 19	@ Was	L	p	2	2	0	0.0	0.0	0	2	0	0	0	0	0	0	0	0
Oct 26	Hou	L	p	3	2	1	0.0	0.0	0	0	0	0	0	0	0	0	0	0

Nov 9	@ Bal	L	p	2	2	0	0.0	0.0	0	0	0	0	0	0	0	0	0	0
Nov 17	Pit	L	p	2	2	0	0.0	0.0	0	0	0	0	0	0	0	0	0	0
Nov 23	@ Phi	L	p	3	1	2	0.0	0.0	0	0	0	0	0	0	0	0	0	0
Nov 30	@ Hou	L	p	3	2	1	0.0	0.0	1	1	0	0	0	0	0	0	0	0
Dec 7	NYG	L	p	0	0	0	0.0	0.0	0	0	0	0	0	0	0	0	0	0
Dec 14	NYJ	L	p	2	2	0	0.0	0.0	3	1	0	0	0	0	0	0	0	0
Dec 18	@ Jax	L	p	1	1	0	0.0	0.0	0	1	0	0	0	0	0	0	0	0
Dec 28	Ind	L	p	0	0	0	0.0	0.0	0	0	0	0	0	0	0	0	0	0
Totals		2-14	16/0	31	21	10	2.0	15.0	5	5	0	0	0	0	0	0	0	0

2015 Tennessee Titans

Date	Opp	W/L	P/S	Tot Solo	Asst	Sk	- Yds	QBP	TFL	Int	- Yds	-TD	PD	FF	FR	- Yds	SpT	
Sept 13	@ TB	W	p	4	1	3	0.0	0.0	2	0	0	0	0	0	0	0	0	0
Sept 20	@ Cle	L	p	0	0	0	0.0	0.0	0	0	0	0	0	0	0	0	0	0
Sept 27	Ind	L	p	3	2	1	1.0	4.0	1	0	0	0	0	0	1	0	0	0
Oct 11	Buf	L	p	0	0	0	0.0	0.0	0	0	0	0	0	0	0	0	0	0
Oct 18	Mia	L	p	0	0	0	0.0	0.0	1	0	0	0	0	0	0	0	0	0
Oct 25	Atl	L	p	1	0	1	0.0	0.0	1	0	0	0	0	0	0	0	0	0
Nov 1	@ Hou	L	p	1	1	0	1.0	8.0	0	0	0	0	0	0	0	0	0	0
Nov 8	@ NO	W	p	2	0	2	0.0	0.0	1	0	0	0	0	0	0	0	0	0
Nov 15	Car	L	p	0	0	0	0.0	0.0	1	0	0	0	0	0	0	0	0	0
Nov 19	@ Jax	L	p	1	1	0	0.0	0.0	2	0	0	0	0	0	0	0	0	0
Nov 29	Oak	L	p	1	0	1	0.0	0.0	2	0	0	0	0	1	0	0	0	0
Dec 6	Jax	W	p	2	1	1	0.5	5.5	0	0	0	0	0	0	0	0	0	0
Dec 13	@ NYJ	L	p	3	3	0	1.0	7.0	2	0	0	0	0	0	0	0	0	0
Dec 20	@ NE	L	p	4	2	2	0.5	3.5	3	0	0	0	0	0	0	0	0	0
Dec 27	Hou	L	p	3	2	1	0.0	0.0	1	0	0	0	0	0	0	0	0	0
Jan 3	@ Ind	L	p	1	0	1	0.0	0.0	2	0	0	0	0	0	0	0	0	0
Totals		3-13	16/0	26	13	13	4.0	28.0	19	0	0	0	0	1	1	0	0	0

2016 Tennessee Titans

Date	Opp	W/L	P/S	Tot Solo	Asst	Sk	- Yds	QBP	TFL	Int	- Yds	-TD	PD	FF	FR	- Yds	SpT	
Sept 11	Min	L	p	2	2	0	0.0	0.0	0	0	0	0	0	0	0	0	0	0
Sept 18	@ Det	W	p	4	3	1	1.0	6.0	2	0	0	0	0	0	0	0	0	0

KARL KLUG'S NFL STATISTICS

REGULAR SEASON		TACKLES									INTERCEPTIONS					FUMBLES			
Year	Team	GP	GS	Tot	Solo	Asst	Sk	Yds	QBP	TFL	No	Yds	Lg	TD	PD	FF	FR	Yds	SpT
2011	Tennessee	16	1	32	18	14	7.0	50.0	10	2	0	0	0	0	4	2	0	0	0
2012	Tennessee	16	1	12	8	4	3.5	20.0	5	1	0	0	0	0	1	0	0	0	0
2013	Tennessee	16	3	26	14	12	2.0	23.0	4	0	0	0	0	2	2	1	0	0	
2014	Tennessee	16	0	31	21	10	2.0	15.0	5	5	0	0	0	0	0	0	0	0	0
2015	Tennessee	16	0	26	13	13	4.0	28.0	19	0	0	0	0	1	1	0	0	0	
2016	Tennessee	14	3	25	14	11	1.5	9.0	18	1	0	0	0	1	0	0	0	0	
2017	Tennessee	9	0	17	10	7	1.5	8.0	2	0	0	0	0	0	0	0	0	0	
NFL Totals		103	8	169	98	71	21.5	153.0	63	9	0	0	0	0	9	5	1	0	0

Single-Game Highs

Tackles - 5 (Twice, last at Houston 10/2/16)
 Sacks - 2 (Twice, last at Indianapolis 12/9/12)
 Tackles For Loss - 2 at Washington (10/19/14)
 Forced Fumbles - 2 vs. Baltimore (9/18/11)
 Fumble Recovery - 1 vs. N.Y. Jets (9/29/13)
 Touchdowns - 1 vs. N.Y. Jets (9/29/13)

Additional Statistics

Kickoff Returns - 2 for 32 yards (2014)
 Reception - 1 for seven yards vs. N.Y. Giants (12/7/14)



61 COREY LEVIN

GUARD/CENTER • 6'4" • 307 LBS • COLLEGE: CHATTANOOGA
ACQUIRED: 6TH ROUND - 2017 • NFL EXPERIENCE: ROOKIE
HOMETOWN: DACULA, GA.
GAMES PLAYED/GAMES STARTED: 0/0 (PLAYOFFS: 0/0)



PRO: The Titans selected Corey Levin with the 34th pick of the sixth round (217th overall) of the 2017 NFL Draft. The 6-foot-4-inch, 307-pounder has the versatility to play along the offensive line at both guard and center. The Dacula, Ga. native was a three-time All-American at Chattanooga where he also started 51 career games, including 45 consecutive contests.

TITANS TIDBITS:

- Levin is the first member of his immediate family to graduate from college.
- A multi-sport athlete in high school, Levin also competed in baseball as a pitcher and third baseman.
- A four-year starter at Chattanooga, Levin first began playing football at age five.

CAREER TRANSACTIONS:

- The Dacula, Ga. native was selected by the Titans in the sixth round (217th overall) of the 2017 NFL Draft.

SEASON RECAPS:

2017 (0/0):

- Against Oakland (9/10), was inactive.
- At Jacksonville (9/17), was inactive.
- Against Seattle (9/24), was inactive.
- At Houston (10/1), was inactive.
- At Miami (10/8), was inactive.
- Against Indianapolis (10/16), was inactive.
- At Cleveland (10/22), was inactive.
- Against Baltimore (11/5), suited up but did not play.
- Against Cincinnati (11/12), did not play.
- At Pittsburgh (11/16), was inactive.

COLLEGE:

• In four seasons at Chattanooga (2013-16), Levin appeared in 52 career games with 51 starts, 45 of which were consecutive. A three-year starter on the offensive line, Levin proved his versatility making starts at left guard and at both left and right tackle. Three of Chattanooga's top five rushing totals in school history came with Levin starting on the offensive line, and he is one of only five three-time All-Americans in school history.

AS A SENIOR (2016), started all 13 games with 12 coming at left guard and one at right tackle. Named first-team All-American by the American Football Coaches Association and earned second-team All-American honors from the Associated Press. Also named first team All-SoCon by the league's coaches and media for the second consecutive year.
• At Furman (9/17), started at right tackle.

AS A JUNIOR (2015), started all 13 games with seven starts at left tackle and six at left guard. Named first-team All-American by the AFCA and second-team All-American by the Associated Press. Earned the Jacobs Blocking Award for the second consecutive year and became the first player in Chattanooga history to win that honor twice.

AS A SOPHOMORE (2014), started all 14 games with three starts at left tackle and 11 at left guard. Earned the Jacobs Blocking Award given to the top offensive lineman in the Southern Conference and was the first Moc to win the award since 1983. Named first-team All-SoCon by the league's coaches and media and earned third-team All-American honors by Sports Network.

AS A FRESHMAN (2013), appeared in all 12 games with 11 starts at left tackle. Named to the Southern Conference All-Freshman Team as well as the College Sports Journal FCS National All-Freshman Second Team.

- Redshirted in 2012.
- Graduated from Chattanooga in December 2016 with a degree in exercise science.

PERSONAL:

- Attended Dacula (Ga.) High School where he was named team captain and made the Gwinnett County All-Star team.
- Son of Grant and Linda Levin.
- Has three older sisters, Jennifer, Heather and Tiffany.
- Father, Grant, played golf at Florida International.
- Follow Levin on Twitter and Instagram at @Coreylevin62.
- List of favorites: (TV show) "Shameless"; (movie) "Varsity Blues"; (musician) Red Hot Chili Peppers; (athlete as a child) Ed Reed; and (food) pizza.
- Born Corey Michael Levin on Aug. 12, 1994 in Dacula, Ga.

COREY LEVIN'S COLLEGE STATS

REGULAR SEASON			
Year	Team	GP	GS
2012	Chattanooga		Redshirt
2013	Chattanooga	12	11
2014	Chattanooga	14	14
2015	Chattanooga	13	13
2016	Chattanooga	13	13
College Totals		52	51

Starts Breakdown:
2013 - LT 11; 2014 - LT 3, LG 11; 2015 - LT 7, LG 6;
2016 - LG 12, RT 1

COREY LEVIN'S NFL STATISTICS

REGULAR SEASON			
Year	Team	GP	GS
2017	Tennessee	0	0
NFL Totals		0	0

Starts Breakdown:
2017 -



77 TAYLOR LEWAN

TACKLE • 6'7" • 309 LBS • COLLEGE: MICHIGAN
ACQUIRED: 1ST ROUND - 2014 • NFL EXPERIENCE (NFL/TITANS): 4/4
HOMETOWN: CAVE CREEK, ARIZ.
GAMES PLAYED/GAMES STARTED: 52/47 (PLAYOFFS: 0/0)



Pro Bowl: 2016

PRO: With the 11th overall selection in the 2014 NFL Draft, the Titans selected former Michigan left tackle Taylor Lewan (pronounced leh-WAHN). The 6-foot-7-inch, 309-pound lineman possesses the measurables, athleticism and commitment to be a mainstay in the lineup for years to come. An outgoing personality off the field, he is tenacious and aggressive on it. At Michigan, he was a four-year starter, anchoring the line at left tackle for 48 career starts. Lewan became the first offensive tackle selected by the Titans/Oilers in the first round since tackle Brad Hopkins (13th overall) in 1993.

CAREER HIGHLIGHTS:

- In 2016, Lewan was named to his first career Pro Bowl after starting all 16 games at left tackle and blocking for the NFL's third-ranked rushing attack which averaged 136.7 rush yards per game.
- In 2015, Lewan started 15 games at left tackle in his second NFL campaign.
- Lewan was named the Big Ten Conference Offensive Lineman of the Year in 2012 and 2013.
- At the conclusion of the 2011 season, during which Lewan helped pave the way for a pair of 1,000-yard rushers (Denard Robinson and Fitzgerald Toussaint), the Wolverines scored an overtime victory over Virginia Tech in the Sugar Bowl.

TITANS TIDBITS:

- Lewan chose to wear jersey number 77 at Michigan and then at the pro level because of the legacy of Wolverine tackles who have donned the number, including Jake Long and Jon Jansen.
- His father, Dave, was a defensive lineman at the University of Minnesota.
- Lewan has a mustache tattooed on his right index finger and a stick figure tattooed on the outside edge of his right hand that he calls his "right-hand man."
- One of Lewan's close friends is former Carolina Panthers defensive end Craig Roh. The two played together as high school seniors and then went to Michigan at the same time.
- At the 2014 NFL Scouting Combine, Lewan ran the 40-yard dash in 4.87 seconds, beating all other offensive linemen in his class and clocking the fourth-fastest time among offensive linemen from 2010-14. He also ranked among the top offensive linemen at the 2014 combine in the broad jump (first at nine feet, nine inches), vertical jump (tied for third at 30.5 inches) and three-cone drill (fourth at 7.39 seconds).

CAREER TRANSACTIONS:

- A native of Cave Creek, Ariz., Lewan was selected by the Titans in the first round (11th overall) of the 2014 NFL Draft.

SEASON RECAPS:

2017 (10/10):

- Against Oakland (9/10), started at left tackle and was a part of an offensive line that helped produce 350 total yards and allow just one sack on 41 pass attempts.
- At Jacksonville (9/17), started at left tackle and opened holes for a rushing attack that amassed 179 yards on 36 carries (5.0 avg.). Member of a unit that allowed just one sack on 27 pass attempts.
- Against Seattle (9/24), started at left tackle and helped block for Titans' ball carriers to collect 195 rushing yards on 35 carries (5.6 avg.). Member of an offensive front that did not allow a sack on 32 pass attempts.
- At Houston (10/1), started at left tackle.
- At Miami (10/8), started at left tackle but left the game in the second

quarter with an injury.

- Against Indianapolis (10/16), started at left tackle and was a member of an offensive front that helped produce 473 total yards and allow just one sack for one yard on 32 pass attempts.
- At Cleveland (10/22), started at left tackle.
- Against Baltimore (11/5), started at left tackle in his 50th career game.
- Against Cincinnati (11/12), started at left tackle and helped open holes for Titans' rushers to gain 180 yards on the ground.
- At Pittsburgh (11/16), started at left tackle.

2016 (16/16): Named to the Pro Bowl. Started all 16 games at left tackle for the first time in his career and was a part of an offensive front that blocked for the NFL's third-ranked rushing attack which averaged 136.7 rush yards per game.

- At Detroit (9/18), started at left tackle and blocked for an offense that amassed 363 total yards in a 16-15 comeback win.
- Against Oakland (9/25), started at left tackle and was a part of an offensive line that helped produce 393 total yards and allow just one sack on 33 pass attempts.
- At Miami (10/9), started at left tackle and was a member of an offensive front that opened holes for Titans' rushers to gain 235 yards on the ground and did not allow a sack on 29 pass attempts.
- Against Cleveland (10/16), started at left tackle and blocked for an offense that compiled a season-high 407 total yards, including 137 rushing yards.
- Against Indianapolis (10/23), started at left tackle. Gave the Titans a 6-0 lead with his first career reception, a 10-yard touchdown, on a tackle eligible play with 9:14 left to play in the first quarter.
- Against Jacksonville (10/27), started at left tackle and opened holes for Titans' ball carriers to accumulate 214 yards on the ground. Was a part of an offensive front that did not allow a sack in 23 pass attempts.
- At San Diego (11/6), started at left tackle and was a part of an offensive line that did not allow a sack on 43 pass attempts.
- Against Green Bay (11/13), started at left tackle but was disqualified early in the first quarter for contacting an official.
- At Indianapolis (11/20), started at left tackle but left the game late in the fourth quarter with an injury.
- At Chicago (11/27), started at left tackle and was a member of an offensive front that did not allow a sack on 23 pass attempts. Blocked for Titans' ball carriers to gain 149 yards on the ground.
- Against Denver (12/11), started at left tackle and was a part of an offensive line that opened holes for Titans' rushers to amass 180 rushing yards on 42 carries in a 13-10 victory over the Broncos.
- At Kansas City (12/18), started at left tackle and helped pave the way for Titans' ball carriers to gain 148 yards on the ground. Member of an offensive front that allowed just one sack for zero yards on 33 pass attempts.

2015 (15/15): Started 15 games at left tackle. Was inactive for the regular season finale.

- At Tampa Bay (9/13), started at left tackle and was a member of an offensive front that opened holes for Titans rushers to gain 124 yards on the ground.
- At Cleveland (9/20), started at left tackle and helped block for Titans ball carriers to amass 166 rushing yards on 30 carries.
- Against Indianapolis (9/27), started at left tackle and helped protect Marcus Mariota, allowing him to pass for 367 yards.
- At New Orleans (11/8), started at left tackle and was a member of an offensive line that did not allow a sack on 39 pass attempts and allowed Marcus Mariota to throw for 371 yards and four touchdowns.

- Against Jacksonville (12/6), started at left tackle and helped block for a Titans' offense that amassed 467 total yards.

2014 (11/6): Named to the *Pro Football Writers of America* All-Rookie team. Appeared in 11 games with six starts at left tackle during his rookie campaign. Was inactive for the final five games because of injury. Made his NFL debut at Kansas City (9/7/14). Made his first career NFL start at left tackle against Jacksonville (10/12/14).

- At Kansas City (9/7), made his NFL debut as a reserve on special teams. Lined up at left tackle late in the fourth quarter.
- Against Jacksonville (10/12), made his first career NFL start at left tackle.
- Against Pittsburgh (11/17), started at left tackle and was a part of an offensive front that did not allow a sack on 24 pass attempts.
- At Philadelphia (11/23), started at left tackle and left the game midway through the fourth quarter with an injury.

COLLEGE:

- In four seasons at Michigan, Lewan appeared in 50 games with 48 starts at left tackle. He started the final 41 games of his career.
- As a senior (2013), started all 13 games at left tackle for the third consecutive season. Named first-team All-American by *Sporting News*, second-team All-American by Walter Camp, *Associated Press*, *CBSSports.com* and *SI.com*. Won the Hugh R. Rader Memorial Award for U-M's top offensive lineman and named Big Ten Rimington-Pace Offensive Lineman of the Year for second consecutive season. Added first-team All-Big Ten (coaches and media), *Sporting News* All-Big Ten, *Athlon Sports* All-Big Ten honors.
- As a junior (2012), started all 13 games at left tackle. Named first-team All-American by Walter Camp, *Associated Press*, *ESPN.com* and *SI.com*. Added Big Ten Rimington-Pace Offensive Lineman of the Year, first-team All-Big Ten (coaches and media), second-team *CBSSports.com* All-American, second-team Phil Steele Postseason All-American, first-team Phil Steele Postseason All-Big Ten, Hugh R. Rader Memorial Award. Against Massachusetts (9/15), scored a touchdown on a fumble recovery to become the first Michigan offensive lineman since 1948 (Bob Erben) to score a touchdown.
- As a sophomore (2011), started all 13 games at left tackle and helped the Wolverines to a Sugar Bowl title. Named second-team All-Big Ten by the league's coaches and honorable mention from the media.
- As a redshirt freshman (2010), appeared in 11 games and started nine contests at left tackle. Named second-team Freshman All-American by *CollegeFootballNews.com*.
- Graduated in December 2013 with a degree in general studies.

PERSONAL:

- Married to Taylin and the couple have a daughter born on July 5, 2017.
- Attended Chaparral (Scottsdale, Ariz.) High School for his senior year (2009) after spending three years at Cactus Shadows (Phoenix, Ariz.) High School. Played offensive line for the first time as a senior after previously lining up on the defensive line.
- As a senior, started every game and helped lead his team to the 2008 Class 4A-I State Championship Game.
- Senior honors included SuperPrep All-American; Under Armour All-American game participant; Frank Kush Award as the state of Arizona's top interior offensive lineman; *Arizona Republic* and *East Valley Tribune* first-team All-State; and *Desert Sky* first-team All-Region.
- Totaled 96 tackles and seven sacks as a defensive lineman, including 46 tackles and two sacks as a junior.

- Follow Lewan on Twitter at @TaylorLewan77.
- Follow Lewan on Instagram at @taylorlewan.
- List of favorites: (movies) "Animal House," "Wedding Crashers"; (TV show) "Scrubs"; (actor) Vince Vaughn; (music artist) Eric Church; (school subjects) history; (car) Ford; (favorite athlete as a child) John Elway; (video game) Super Smash Bros.; and (food) "Anything chicken."
- Born Taylor Curtis Lewan on July 22, 1991 in Loomis, Calif.

TAYLOR LEWAN'S NFL STATISTICS

REGULAR SEASON

Year	Team	GP	GS
2014	Tennessee	11	6
2015	Tennessee	15	15
2016	Tennessee	16	16
2017	Tennessee	10	10
NFL Totals		52	47

Starts Breakdown:

2014 - LT 6; 2015 - LT 15; 2016 - LT 16; 2017 - LT 10

Additional Career Statistics

Tackles - 2 (2015), 3 (2016)

Receptions - 10-yard touchdown vs. Indianapolis (10/23/16)



8 MARCUS MARIOTA

QUARTERBACK • 6'4" • 222 LBS • COLLEGE: OREGON
ACQUIRED: 1ST ROUND - 2015 • NFL EXPERIENCE (NFL/TITANS): 3/3
HOMETOWN: HONOLULU, HAWAII
GAMES PLAYED/GAMES STARTED: 36/36 (PLAYOFFS: 0/0)



C Captain: 2015, 2016, 2017

PRO: The Titans used the second overall pick in the 2015 NFL Draft on Oregon quarterback Marcus Mariota. In his first two NFL seasons, Mariota passed for 6,244 yards and 45 touchdowns, while throwing only 19 interceptions. His 93.8 passer rating during that time ranked sixth in NFL history for a player's first two NFL campaigns, trailing only Kurt Warner (107.9), Dan Marino (104.5), Nick Foles (101.0), Russell Wilson (100.6) and Ben Roethlisberger (98.3). As a rookie, the 6-foot-4-inch, 222-pound signal caller validated his draft selection by posting the third-highest passer rating in franchise history (91.5) and the fifth-highest rookie completion percentage in NFL history (62.2). He was the first player in franchise history to open his rookie season in Week 1 as the starting quarterback. He became the second rookie quarterback in NFL history (Peyton Manning) to complete three touchdown passes in four different games and the only NFL rookie to record two games with four touchdown passes and no interceptions. Mariota was the fifth Heisman Trophy winner to be drafted by the Oilers/Titans (Derrick Henry became the sixth in 2016), joining Billy Cannon, Earl Campbell, Mike Rozier and Eddie George.

CAREER HIGHLIGHTS:

- In 2016, Mariota completed 276 of 451 passes for 3,426 yards and ranked fourth in the AFC and 10th in the NFL with a 95.6 passer rating and sixth in the AFC and tied for 10th in the NFL with 26 touchdown passes. He was named first alternate for the Pro Bowl but was unable to play because of injury.
- Mariota's 16 games with at least two touchdown passes in his first two NFL seasons tied for third all-time in the NFL, equaling Peyton Manning and Russell Wilson and trailing only Dan Marino (22) and Derek Carr (17).
- Mariota was named AFC Offensive Player of the Month for November 2016 after completing 86 of 130 passes for 1,124 yards with 11 touchdowns and two interceptions for a 115.0 passer rating, in addition to rushing for 89 yards and a score.
- During his rookie season, Mariota completed 230 of his 370 passes for 2,818 yards, 19 touchdowns—all franchise rookie records—while throwing only 10 interceptions. His 91.5 passer rating ranks third in franchise history behind only Steve McNair's 2003 MVP season (100.4) and Pro Football Hall of Famer Warren Moon's 1990 AP Offensive Player of the Year campaign (96.8).
- Mariota set a franchise rookie record by completing 62.2 percent of his passes. That was the fifth-highest percentage by a rookie quarterback in NFL history and the eighth-highest completion percentage in a season by any quarterback in Titans/Oilers history.
- Mariota joined Peyton Manning (1998) as the only rookie quarterbacks in NFL history to complete three touchdown passes in four different games, and he became the lone NFL rookie to ever record two games with four touchdown passes and no interceptions (Sept. 13 at Tampa Bay and Nov. 8 at New Orleans).
- Mariota's 252 rushing yards in 2015 included an 87-yard touchdown run against Jacksonville (Dec. 6), which was the fifth-longest rushing play in franchise history.
- Prior to Mariota in 2015, the last NFL player to record touchdowns of at least 40 yards passing, rushing and receiving in the same season was Walter Payton in 1983.
- At the 2015 NFL Scouting Combine, he finished among the top three quarterbacks in the 40-yard dash, vertical jump, broad jump, three-cone drill and 20-yard shuttle. His 4.52-second 40-yard dash gave him the fastest quarterback time at the Combine since Robert Griffin III's 4.41 in 2012.
- Mariota earned a 36-5 starting record as a starter at Oregon. He completed at least one touchdown pass in all 41 games during his three

seasons there, which ranks second in NCAA history. He became one of four players in FBS history to pass for over 10,000 yards (10,796) and run for over 2,000 yards (2,237) in a career (Dan LeFevour, Robert Griffin III and Colin Kaepernick).

- Mariota was awarded the Heisman Trophy on Dec. 13, 2014. He became the first winner from the University of Oregon and the first player born in Hawaii to receive the honor. In the balloting, he received 2,534 total points, or 90.9 percent of the total points possible. Only one player in Heisman history—Ohio State quarterback Troy Smith in 2006—garnered a higher percentage. Mariota received 788 first-place votes, while the runner-up, Wisconsin running back Melvin Gordon, received 1,250 total points and 37 first-place votes. Alabama wide receiver Amari Cooper finished third with 1,023 points and 49 first-place votes. The point total is reached by a system of three points for a first place vote, two for a second and one for a third.
- As a junior in 2014, Mariota led Oregon to an appearance in the College Football Playoff Championship Game after completing 304 of 445 passes for 4,454 yards with 42 touchdown passes and only four interceptions. He also rushed for 770 yards and 15 touchdowns and even caught a touchdown pass. His 58 total touchdowns in a season (passing, rushing and receiving) shattered the previous Pac-12 record of 41 (Matt Barkley, 2011).

TITANS TIDBITS:

- In 2016, Mariota launched his Motiv8 Foundation, which serves the communities of Middle Tennessee, Eugene and Honolulu. The Foundation was a major sponsor in the inaugural Polynesian Bowl. The game featured the top players in the nation including 15 of the top 16 Polynesian players in the ESPN 300. The non-profit also participated with First Hawaii Bank's bobble head charity fundraiser that netted the Motiv8 Foundation \$115,000 for local programs in Hawaii. The Foundation held its inaugural golf tournament at Oahu Country Club raising money for local programs and sold out in just four days. The Foundation also held its inaugural golf tournament in Oregon at the Springfield Golf Club with all monies raised going to programs in Oregon.
- He is the oldest son of Toa and Alana Mariota. His younger brother, Matthew, is a tight end at Oregon.
- Mariota credits much of his athletic success to playing soccer in his youth. By the time he was eight years old, he was wearing a soccer jersey with the number 8, and he has kept the jersey number ever since then.
- During his time in Eugene, Ore., Mariota became a fixture at the Boys and Girls Club of Emerald Valley, spending time on a weekly basis with kids at the center. For his efforts in the community, he was awarded with the inaugural Play It Forward Award at the 63rd Annual Oregon Sports Awards in June 2015.

CAREER TRANSACTIONS:

- The Honolulu, Hawaii, native was selected by the Titans in the first round (second overall) of the 2015 NFL Draft.

SEASON RECAPS:

2017 (9/9): Tied for the team lead with four rushing touchdowns. Has posted 12 career games with a 100.0 or better passer rating, including two in 2017 (vs. SEA, vs. BAL). Has engineered seven career comeback performances, defined as a game-winning drive when the team trailed or was tied in the fourth quarter or overtime, including three in 2017 (vs. IND, at CLE, vs. CIN). Has registered five career games with at least 300 passing yards, including two in 2017 (vs. IND, at PIT). Has led the team in rushing yards once in 2017 (at HOU). Posted a career-long 75-yard touchdown pass at Pittsburgh (11/16/17). Moved into fifth place in

franchise history in career passing yards at Pittsburgh (11/16/17).

- Against Oakland (9/10), started at quarterback and completed 25 of 41 passes for 256 yards. Rushed three times for 26 yards with a touchdown. Notched three third-down conversions during the Titans' opening touchdown drive in the first quarter: a 19-yard strike to Rishard Matthews on third-and-10, a nine-yard connection to Matthews on third-and-eight and a 23-yard pass down the right sideline to Corey Davis on third-and-eight. Evened the score at 7-7 with a 10-yard touchdown run off left end with 6:58 remaining in the first quarter. Extended the Titans' second scoring drive with a pair of third-down conversions: a 24-yard pass to Matthews on third-and-five and a 10-yard connection to Delanie Walker on third-and-six in the second stanza.
- At Jacksonville (9/17), started at quarterback and completed 15 of 27 passes for 215 yards with a touchdown and an interception. Carried the ball six times for 24 yards. Converted a pair of third downs during the Titans' opening scoring drive: a 10-yard pass to Eric Decker on third-and-two and a eight-yard strike to Delanie Walker on third-and-six in the first quarter. Extended the Titans' second scoring drive with a 15-yard connection to Rishard Matthews on third-and-three late in the second quarter. Kept the Titans' third scoring drive alive with a 19-yard pass to Walker on third-and-11 in the third stanza. Set up the Titans second touchdown of the day with a 42-yard bomb to Taywan Taylor down the left sideline in the third quarter. Gave the Titans a 30-3 lead with a 32-yard touchdown toss to Jonnu Smith with 9:57 remaining in the fourth quarter.
- Against Seattle (9/24), completed 20 of 32 passes for 225 yards with two touchdowns for a 104.3 passer rating. Rushed the ball seven times for 27 yards. Extended the Titans' opening scoring drive with a 17-yard strike to Eric Decker on third-and-15 late in the first quarter. Kept the Titans' second scoring drive alive with a pair of third-down conversions: a six-yard pass to Rishard Matthews on third-and-two and a seven-yard connection to Delanie Walker on third-and-three in the second quarter. Connected on six of seven passes for 47 yards during the Titans' two-minute drive that resulted in a field goal as time expired in the first half. Gave the Titans a 16-14 lead with a 55-yard touchdown pass to Matthews on a wide receiver screen with 7:34 left to play in the third quarter. Increased the Titans lead to 23-14 with a 24-yard touchdown pass to Jonnu Smith with 3:50 left to play in the third quarter.
- At Houston (10/1), started at quarterback but left the game after a half with an injury. Connected on six of 10 passes for 96 yards with two interceptions. Carried the ball four times for a team-best 39 yards with a career-best two rushing touchdowns. Got the Titans on the scoreboard with a 34-yard touchdown run with 11:44 remaining in the second quarter. Cut the Texans' lead to 24-14 with a diving two-yard touchdown jaunt where he contacted the right pylon in the second stanza.
- At Miami (10/8), was inactive.
- Against Indianapolis (10/16), started at quarterback and completed 23 of 32 passes for 305 yards with a touchdown for a 99.2 passer rating. Extended the Titans' second scoring drive with an 18-yard pass to DeMarco Murray on third-and-seven in the first quarter. Kept the Titans' second quarter field goal drive alive with an 11-yard toss to Murray on third-and-two in the second stanza. Converted a third-and-six with an eight-yard pass to Eric Decker during a scoring drive in the third quarter. Extended the Titans' initial touchdown drive with a pair of third-down conversions: a one-yard sneak on fourth-and-one and a 16-yard strike to Rishard Matthews on third-and-12 in the fourth quarter. Gave the Titans a 29-22 lead with a 53-yard touchdown bomb to Taywan Taylor with 5:29 left to play in the game.
- At Cleveland (10/22), started at quarterback and completed 21 of 34 passes for 203 yards. Rushed once for eight yards and a first down. Was credited with his sixth career game-winning drive in 33 career starts. Extended the Titans' second scoring drive with a pair of third down conversions: a seven-yard pass to Delanie Walker on third-and-five and an eight-yard rush on third-and-seven in the second quarter. Kept the Titans' game-winning scoring drive alive with an eight-yard pass to Rishard Matthews on third-and-three in overtime.
- Against Baltimore (11/5), started at quarterback and completed 19 of 28 passes for 218 yards with two touchdowns and an interception for a 100.0 passer rating. Rushed three times for six yards. Kickstarted the Titans' opening scoring drive with a 29-yard pass to Rishard Matthews on the first play of the game. Gave the Titans a 10-3 lead with a 16-yard touchdown toss to Matthews with 1:04 left to play in the opening quarter. With the score reached 50 career touchdown passes and did so in his 34th career game, which ranks second in franchise history. In the first quarter, attempted the 1,000th pass of his three-year career and since 1991, among all quarterbacks attempting their first 1,000 career passes, Mariota's 92.0 passer rating ranked eighth. Extended the Titans' game-

winning touchdown drive with a six-yard pass to Derrick Henry on third-and-three in the fourth quarter. Gave the Titans a 23-13 lead with an 11-yard touchdown pass to Eric Decker on third-and-three in the fourth quarter.

- Against Cincinnati (11/12), started at quarterback and engineered his seventh career comeback performance. Completed 25 of a career-high tying 44 pass attempts for 264 yards with a touchdown and an interception. Rushed six times for 51 yards. Kickstarted the Titans' opening touchdown drive with a 28-yard scramble off left end in the first quarter. Extended the Titans' opening touchdown drive with a six-yard toss to Delanie Walker on third-and-four in the first quarter. Kept the Titans' scoring drive just before the half alive with an eight-yard pass to Rishard Matthews on third-and-five. Gave the Titans a 24-20 advantage with the game-winning scoring strike to DeMarco Murray from seven yards out with 36 seconds remaining in the game.
 - At Pittsburgh (11/16), started at quarterback and posted his fifth career 300-yard passing performance with 306 yards on 22 of 33 passing with a touchdown and four interceptions. Rushed five times for five yards and a touchdown. Kept the Titans' first touchdown drive alive with an eight-yard pass to Rishard Matthews on third-and-six in the first quarter. Extended the Titans' first touchdown drive with a 15-yard connection to Corey Davis along the sideline in the first quarter. Cut the Steelers' lead to 10-7 with a seven-yard touchdown run with 3:05 left to play in the opening quarter. In the second quarter, passed Vince Young (8,098 passing yards) for fifth place in franchise history in career passing yards. Opened the second half with a career-long 75-yard touchdown bomb to Rishard Matthews to make the score 16-14. Kickstarted the Titans' third-quarter scoring drive with a 42-yard pass over the middle to Delanie Walker.
- 2016 (15/15):** Started 15 games at quarterback and ranked fourth in the AFC and 10th in the NFL with a 95.6 passer rating. Ranked sixth in the AFC and tied for 10th in the NFL with 26 touchdown passes. Completed 276 of 451 passes for 3,426 yards. Rushed 60 times for 349 yards with two touchdowns. Completed 50 passes of at least 20 yards in 2016. Placed on injured reserve on Dec. 27, 2016. Has engineered four career comeback performances, defined as a game-winning drive when the team trailed or was tied in the fourth quarter or overtime, including two in 2016 (at DET, at KC). Has posted 10 career games with a 100.0 or better passer rating, including seven in 2016 (at DET, at MIA, vs. CLE, vs. JAX, vs. GB, at IND, at CHI). Has registered three career games with at least 300 passing yards, including one in 2016 (at SD). Named AFC Offensive Player of the Week after connecting on 19 of 26 passes for 295 yards with four touchdowns for a 149.8 passer rating against Green Bay (11/13/16). Named AFC Offensive Player of the Month for November after completing 86 of 130 passes for 1,124 yards with 11 touchdowns and two interceptions for a 115.0 passer rating, in addition to rushing for 89 yards and a score. Became the third quarterback in franchise history to throw at least 25 touchdown passes in a season (George Blanda and Warren Moon).- Against Minnesota (9/11), started at quarterback and completed 25 of 41 passes for 271 yards with two touchdowns and one interception. Rushed four times for 19 yards. Became the 17th player in franchise history to reach 3,000 career passing yards. Gave the Titans a 10-0 advantage with a six-yard touchdown pass to Murray with 41 seconds left to play in the first half. Found Murray for a four-yard touchdown pass with less than a minute remaining in the game.
- At Detroit (9/18), registered his third career comeback performance on his way to completing 25 of 33 passes for 238 yards with two touchdowns and one interception. Notched a 102.8 passer rating, his fourth career game with a plus 100.0 rating. In the fourth quarter, completed 11 of 13 passes for 107 yards, two touchdowns and a 140.5 passer rating. On the game-winning drive, he completed all nine of his attempts for 74 yards and a touchdown. Cut the Lions' lead to 15-10 with a 30-yard touchdown strike to Delanie Walker on the first play of the fourth quarter. Extended the Titans' game-winning touchdown drive with a pair of third-down conversions: a seven-yard pass to Tajaé Sharpe on third-and-five and a five-yard toss to DeMarco Murray on third-and-one in the fourth quarter. Gave the Titans a 16-15 lead by finding Andre Johnson in the back of the end zone for the game-winning, nine-yard score on fourth-and-four with 1:13 remaining in the fourth quarter.
- At Miami (10/9), completed 20 of 29 passes for 163 yards with three touchdowns for a 117.5 passer rating. Rushed seven times for 60 yards with his first rushing touchdown of the season. Gave the Titans an early 7-0 lead with a five-yard touchdown run with 23 seconds remaining in the opening stanza. Gave the Titans a 14-7 lead with a five-yard touchdown strike to Andre Johnson with 5:30 left to play in the second quarter. Found Delanie Walker for a 20-yard touchdown pass with 47 seconds remaining

in the first half. Sealed the Titans' 30-17 victory with a four-yard touchdown toss to Rishard Matthews with 8:23 left to play in the game.

- Against Cleveland (10/16), completed 17 of 24 passes for 284 yards with three touchdowns and an interception for a then season-best 132.6 passer rating. Rushed seven times for 64 yards. Kickstarted the opening touchdown drive with a 41-yard run down the left sideline on the first play from scrimmage. Gave the Titans a 7-0 advantage with an 11-yard touchdown pass to Rishard Matthews with 10:37 remaining in the first quarter. Increased the Titans lead to 14-6 with a 48-yard touchdown bomb to Kendall Wright early in the second stanza. Gave the Titans a 28-13 lead with a 15-yard touchdown toss to Anthony Fasano with 6:43 left to play in the game. In the first half, reached the 4,000-yard career passing mark, becoming the 13th player in franchise history to total at least 4,000 passing yards.

- Against Indianapolis (10/23), connected on 22 of 37 passes for 232 yards with two touchdowns for a 95.8 passer rating. Rushed twice for 14 yards. Gave the Titans a 6-0 lead with a 10-yard touchdown toss to tackle eligible Taylor Lewan with 9:14 left to play in the first quarter. Evened the score at 20-20 with a seven-yard touchdown pass to Walker on third-and-seven with 12:39 left to play in the fourth quarter.

- Against Jacksonville (10/27), completed 18 of 22 passes for 270 yards with two touchdowns for a season-best 148.1 passer rating. Rushed three times for 11 yards. Gave the Titans a 10-0 advantage with a 36-yard touchdown strike to Kendall Wright on the first play of the second quarter. Converted a third-and-seven during the Titans' third-quarter touchdown drive with a 47-yard hookup with Delanie Walker down the right sideline. Increased the Titans lead to 33-8 with a four-yard touchdown toss to Rishard Matthews on third-and-goal with 6:53 remaining in the third quarter.

- At San Diego (11/6), completed 27 of 43 passes for 313 yards with three touchdowns and two interceptions. Carried the ball three times for 14 yards with a rushing score. Cut the Chargers' lead to 16-7 with a 16-yard touchdown toss to Rishard Matthews with 11:14 left to play in the second quarter. Found Matthews in the left corner of the end zone for his second touchdown of the afternoon, a seven-yard reception, with 14 seconds remaining in the first half. Gave the Titans a 21-19 lead with a 14-yard touchdown run which was capped off with an athletic dive to clip the pylon in the third quarter. Cut the Chargers' lead to 33-28 with an eight-yard touchdown strike to Delanie Walker with 9:51 left to play in fourth quarter.

- Against Green Bay (11/13), named AFC Offensive Player of the Week after connecting on 19 of 26 passes for 295 yards with four touchdowns for a 149.8 passer rating. Accounted for four total touchdowns passing and/or rushing in a game for the sixth time in his career. In NFL history, no player has recorded more four-touchdown performances in his first 22 NFL games. Completed 73.1 percent of his passes (19 of 26) against Green Bay, becoming the first quarterback in NFL history to have three games with a 70.0-plus completion percentage, at least four touchdown passes and no interceptions in his first two seasons. Increased the Titans lead to 21-0 with a nine-yard touchdown toss to Anthony Fasano with eight seconds left to play in the first quarter. Found Rishard Matthews in the end zone for a 32-yard touchdown strike with 8:45 left to play in the second quarter. Extended the Titans advantage to 35-10 with a six-yard touchdown strike to Kendall Wright on third-and-four late in the second quarter. Increased the Titans lead to 41-22 with a 33-yard touchdown pass to Sharpe midway through the third quarter.

- At Indianapolis (11/20), completed 25 of 38 passes for 290 yards with two touchdowns for a 106.2 passer rating. Rushed five times for 29 yards. Set a new franchise record with his seventh consecutive game with multiple touchdown passes, breaking Warren Moon's mark accomplished in 1987. Cut the Colts' lead to 21-7 with a three-yard touchdown pass to DeMarco Murray on third-and-goal with 20 seconds remaining in the first half. Found a streaking Tajaé Sharpe in the end zone for a 34-yard touchdown pass midway through the third quarter.

- At Chicago (11/27), connected on 15 of 23 passes for 226 yards with two touchdowns for a 126.4 passer rating. Rushed four times for 46 yards. Extended his streak to eight consecutive games with at least two touchdown passes, which improved upon his franchise record. Gave the Titans a 14-7 lead with a four-yard touchdown strike to Walker on third-and-goal in the second quarter. Increased the Titans lead to 21-7 with a 29-yard touchdown bomb to Rishard Matthews with 1:15 left to play in the first half.

- Against Denver (12/11), completed six of 20 pass attempts for 88 yards. Rushed a season-high eight times for 38 yards.

- At Kansas City (12/18), connected on 19 of 33 passes for 241 yards with an interception while registering his fourth career comeback performance. Set up the Titans' initial touchdown with a 46-yard pass to Rishard Matthews on a flea-flicker early in the second stanza. Converted a pair of third downs

during the Titans' final touchdown drive: a 16-yard pass to Delanie Walker on third-and-five and a 14-yard toss to Walker on third-and-10 in the fourth quarter. Found DeMarco Murray for a 15-yard pass on fourth-and-five during the Titans' final touchdown drive. Set up the Titans' game-winning field goal by connecting with Walker for a 15-yard reception on third-and-four late in the fourth quarter. In the second quarter, he reached the 6,000-yard passing mark for his career. In doing so, he became the seventh player in NFL history with at least 6,000 passing yards and 600 rushing yards in his first two seasons, joining Jeff Garcia (1999-2000), Cam Newton (2011-2012), Robert Griffin (2012-2013), Russell Wilson (2012-2013), Andrew Luck (2012-2013) and Blake Bortles (2014-2015).

- At Jacksonville (12/24), completed eight of 20 passes for 99 yards with a touchdown before leaving the game in the third quarter with an injury. Cut the Jaguars' lead to 10-7 with a three-yard touchdown pass to Rishard Matthews on third-and-three with 8:59 left to play in the second quarter.

2015 (12/12): Started 12 games at quarterback and set franchise rookie records with 230 completions, 370 pass attempts, 2,818 passing yards and 19 passing touchdowns. Finished second on the team with 252 rushing yards with two touchdowns. Was inactive for four contests, including the final two games. Became the only player in NFL history to pass for at least 250 yards with three touchdowns and rush for more than 100 yards in the same game against Jacksonville (12/6/15). Notched four games with at least three touchdown passes, tying Peyton Manning (1998) for the most ever by an NFL rookie. Made his NFL debut and first career start at Tampa Bay (9/13/15) and became the second rookie in NFL history to throw at least three touchdown passes in a season opener. He joined former Vikings quarterback Fran Tarkenton, who passed for four touchdowns on Sept. 17, 1961. Became the first quarterback in NFL history to record six total touchdown passes within the first two games of his career. His 129.9 passer rating was the highest rating by any Super Bowl-era quarterback (since 1966) in his first two career starts. Was named NFL Offensive Rookie of the Month for September after completing 61 of 96 passes for 833 yards with eight touchdowns for a 110.3 passer rating. Was named AFC Offensive Player of the Week after completing 13 of 15 passes for 209 yards with four touchdown passes to record a perfect passer rating of 158.3 at Tampa Bay (9/13/15). He is the first player since at least 1933 with a perfect passer rating in his first game (minimum 10 attempts) and the first player in the Super Bowl era (since 1966) with a perfect rating in his first start (minimum 10 attempts). Received his second AFC Offensive Player of the Week honor after connecting on 28 of 39 passes for 371 yards with four touchdowns in leading the Titans to a 34-28 overtime victory against New Orleans (11/8/15). Broke his own franchise rookie record with 371 passing yards at New Orleans (11/8/15), topping the 367 yards he recorded against the Indianapolis Colts (9/27/15). Rushed for a career-high 112 yards against Jacksonville (12/6/15), the most by a quarterback in franchise history in a single game. His 87-yard touchdown run against Jacksonville (12/6/15) was the longest run in franchise history by a quarterback and the fifth-longest run overall for the team. Since 1960, only two quarterbacks have recorded a run longer than Mariota's 87-yarder (Terrelle Pryor 93-yard touchdown on 10/27/13 and Colin Kaepernick 90-yard touchdown run on 12/20/14). Led the team in rushing twice in 2015 (vs. BUF, vs. JAX).

- At Tampa Bay (9/13), started at quarterback in his NFL debut. Named AFC Offensive Player of the Week after completing 13 of 15 passes for 209 yards with four touchdowns for a perfect passer rating of 158.3. He is the first player since at least 1933 with a perfect passer rating in his first game (minimum 10 attempts) and the first player in the Super Bowl era (since 1966) with a perfect rating in his first start (minimum 10 attempts). He also became the first quarterback in franchise history to start the opening game of his rookie season. Gave the Titans a 7-0 lead with a 52-yard touchdown toss to Kendall Wright with 13:10 left to play in the first quarter. Made the score 21-0 with a 12-yard touchdown toss to Bishop Sankey with 6:49 left to play in the first stanza. Connected with Harry Douglas for a four-yard touchdown on third-and-four in the second quarter. Posted his fourth touchdown pass of the afternoon with a one-yard strike to Walker on third-and-one with 48 seconds remaining in the first half.

- At Cleveland (9/20), started at quarterback and completed 21 of 37 passes for 257 yards with two touchdowns passes for a 96.3 passer rating. Rushed three times for 19 yards. Got the Titans on the scoreboard with a 19-yard touchdown pass to Fasano with 1:36 remaining in the third quarter. Cut the Browns' lead to 21-14 with a 13-yard touchdown strike to Dorial Green-Beckham on fourth-and-six with 6:42 left to play in the game.

- Against Indianapolis (9/27), started at quarterback and completed 27 of 44 passes for 367 yards with two touchdowns and two interceptions. Cut the Colts' lead to 14-10 with a seven-yard touchdown pass to Kendall

Wright with 19 seconds remaining in the second quarter. Gave the Titans a 24-14 advantage with a three-yard touchdown toss to Dorial Green-Beckham in the corner of the end zone with 9:36 left to play in the third stanza.

- Against Buffalo (10/11), started at quarterback and completed 21 of 32 passes for 187 yards with an interception. Led the team with 47 rushing yards on five carries.
- Against Miami (10/18), started at quarterback and connected on 21 of 33 passes for 219 yards with a touchdown and two interceptions. Cut the Dolphins' lead to 24-10 with a three-yard touchdown toss to Dexter McCluster on the final play of the third quarter.
- At New Orleans (11/8), returned to the lineup as the starter at quarterback. Named AFC Offensive Player of the Week after completing 28 of 39 passes for franchise rookie record 371 yards with four touchdowns in leading the Titans to a 34-28 overtime victory. Connected on all six passes for 62 yards and a touchdown during the game-winning overtime drive. With four touchdown passes, improved his season total to 13 and broke the franchise's single-season rookie record for touchdown passes. Cut the Saints' lead to 14-10 by lobbing up a pass to Delanie Walker that was deflected, caught and turned into a 61-yard touchdown pass with a minute left to play in the opening stanza. Found Walker for a two-yard touchdown pass in the back of the end zone with 8:08 remaining in the second quarter. Connected with Justin Hunter on an eight-yard touchdown pass and then hooked up with Delanie Walker for a two-point conversion to even the score at 28-28 with 7:06 left to play in the fourth quarter. Extended the Titans' game-winning touchdown drive with a nine-yard pass to Dorial Green-Beckham on third-and-two in overtime. Gave the Titans a 34-28 overtime victory with a five-yard touchdown pass to Anthony Fasano with 9:50 left to play in the extra session.
- Against Carolina (11/15), started at quarterback and completed 16 of 24 passes for 185 yards with an interception. Rushed five times for 24 yards.
- At Jacksonville (11/19), started at quarterback and completed 22 of 35 passes for 231 yards. Rushed five times for 29 yards with his first career rushing touchdown. Gave the Titans a 13-9 lead with a 23-yard touchdown run with 5:22 left to play in the third quarter.
- Against Oakland (11/29), started at quarterback and completed 17 of 37 passes for 218 yards with three touchdowns and two interceptions. Gave the Titans an early 6-0 lead with a 20-yard touchdown pass to Craig Stevens with 5:53 left to play in the opening stanza. Cut the Raiders' lead to 17-14 with a 13-yard touchdown pass to Harry Douglas and a two-point conversion connection with Dorial Green-Beckham with 6:22 left to play in the third quarter. Gave the Titans a 21-17 lead with a one-yard touchdown toss to Jalston Fowler with less than five minutes to play in the fourth quarter. During the fourth quarter, broke Vince Young's franchise record for the most passing yards during a rookie season.
- Against Jacksonville (12/6), started at quarterback and completed 20 of 29 passes for 268 yards with three touchdowns and an interception for a 118.2 passer rating. Rushed nine times for a career-best 112 yards with a touchdown. Became the only player in NFL history to pass for at least 250 yards with three touchdowns and rush for more than 100 yards in the same game. His 112 rushing yards are the most by a quarterback in franchise history in a single game. Gave the Titans a 7-0 lead with a 10-yard touchdown pass to Craig Stevens with 4:15 remaining in the first quarter. Increased the Titans' lead to 14-6 with a seven-yard touchdown pass to Walker on third-and-seven in the second stanza. Gave the Titans a 28-19 lead with a 47-yard touchdown pass to Green-Beckham on the first play of the fourth quarter. Helped the Titans recapture the lead at 35-32 with a record-breaking 87-yard touchdown run on third-and-seven midway through the fourth quarter. The 87-yard touchdown run was the longest run in franchise history by a quarterback, the third longest run by a quarterback in NFL history and the fifth-longest run overall for the team.
- At N.Y. Jets (12/13), started at quarterback and completed 21 of 39 passes for 274 yards with an interception. Collected his first career reception which resulted in a 41-yard touchdown. Scored the Titans only touchdown with a 41-yard touchdown reception down the right sideline from Antonio Andrews with 4:09 left to play in the third quarter. Converted the two-point conversion with a pass to Dexter McCluster. He became the first player since Walter Payton in 1983 to record touchdowns of at least 40 yards passing, rushing and receiving in the same season.
- At New England (12/20), started at quarterback and completed three of six passes for 32 yards before leaving the game in the second quarter with an injury.

COLLEGE:

- At Oregon, Mariota broke nearly every major passing record for the

school, totaling 10,796 career passing yards and 105 touchdown passes. The three-time All-Pac-12 selection started every game over his three collegiate seasons (2012-14), earned a 36-5 record, completed at least one touchdown pass in every game, and is one of four players in FBS history to pass for 10,000 yards and rush for 2,000 yards (2,237) in a career, joining Dan LeFevour, Robert Griffin III and Colin Kaepernick.

- His career passing statistics included 1,167 attempts, 779 completions, 10,796 yards, 105 touchdowns, 14 interceptions and an efficiency rating of 171.8. Additionally, he rushed 337 times for 2,237 yards and 29 touchdowns and recorded two touchdown receptions.
- He became one of four players in FBS history to pass for over 10,000 yards (10,796) and run for over 2,000 yards (2,237) in a career. He set University of Oregon records for career total offense (13,033 yards), passing yards (10,796), completions (779), touchdown passes (105), rushing yards by a quarterback (2,237), completion percentage (66.8), total touchdowns (136) and total points accounted for (816). He was the 14th player in conference history to eclipse the 10,000-yard barrier in total offense, and he ended his career ranked seventh all-time in Pac-12 career passing yards.
- He completed at least one touchdown pass in all 41 games in which he played, good for second in NCAA history behind Marshall's Rakeem Cato (46).
- From 2012 to 2013, Mariota set the Pac-12 record with 353 consecutive passes without an interception. He became the only player in league history to put together multiple interception-free streaks of 200 attempts or more.
- Mariota became the Pac-12's first quarterback ever to be named first-team All-Conference three times.
- As a junior (2014), started all 15 games en route to the team's appearance in the College Football Playoff Championship Game. Completed 304 of 445 pass attempts for 4,454 yards (third in FBS) with 42 touchdowns (second) and four interceptions. Rushed 135 times for 770 yards and 15 touchdowns. Had the nation's top passer efficiency rating at 181.7.
- Became the Ducks' first Heisman Trophy winner and the first Heisman winner from the state of Hawaii. Also became Oregon's second unanimous first-team All-American of all time. Additional honors included Player of the Year by the Associated Press and the Walter Camp Football Foundation, the Maxwell Award, the Davey O'Brien National Quarterback Award and the Johnny Unitas Golden Arm Award. Named Pac-12 Offensive Player of the Year and 2015 Rose Bowl Offensive MVP.
- His 58 total touchdowns—42 passing, 15 rushing and one receiving—set the single-season conference record, breaking Matt Barkley's (USC) mark of 41 from 2011. His passing touchdowns also marked a new conference best.
- Led the Ducks to No. 2 in the final Associated Press rankings. Directed the third-overall rated offense in the country (547 yards per game) and the 10th-ranked passing offense (312.5).
- Against Florida State (1/1/15), recorded a season-high 26 completions (36 attempts) for 338 yards, scoring two touchdowns through the air and one on the ground in the College Football Playoff Semifinal Rose Bowl victory.
- Against Ohio State (1/12/15) in the inaugural College Football Playoff Championship game, completed 24 passes for 333 yards and two touchdowns, including a 70-yard touchdown toss. Added 39 rushing yards.
- As a sophomore (2013), started all 13 games and was 245-of-386 passing (65.8 percent) for 3,665 yards, 31 touchdowns and four interceptions. Rushed 96 times for 715 yards and nine touchdowns.
- Named first-team All-Pac-12 for the second consecutive season and named Oregon's Most Inspirational Player in a vote of his teammates. Led the Pac-12 in passing efficiency (167.7), passing yards per completion (14.96 avg.) and total points responsible for (240) while ranking seventh in the country in the former two categories and tied for ninth in the latter. Nationally, rated ninth in total offense (336.9), 12th in touchdown passes (31) and 14th in passing yards per game (281.9). Became the first player in school history to eclipse 4,000 yards of total offense in a single season (4,380) and was one of three league players to surpass the previous Pac-12 season record in 2013. Set school records for most points responsible for, completions (245) and most total touchdowns (40), and finished second on the single-season passing yards ledger (3,665). Broke Pac-12 and Oregon pinnacles for consecutive pass attempts without an interception in both a single season (285) and a career (353). Extended his streak of tossing at least one touchdown pass in every game of his career (26).
- As a redshirt freshman (2012), started all 13 games and was 230-of-336 passing for 2,677 yards with 32 touchdowns and six interceptions. Rushed 106 times for 752 yards and five touchdowns. Won honorable mention All-

American and Pac-12 Offensive Freshman of the Year honors and became the Pac-12's first freshman quarterback to earn first-team all-league honors in 23 years. Recorded at least one touchdown pass in every game and set a conference freshman record for most touchdown passes in a season. Led the conference and ranked seventh in the country in passing efficiency (163.23). Led the league in completion percentage (68.45), falling just short of the NCAA freshman record of 69.5 percent (Sam Bradford, Oklahoma, 2007). Finished second on Oregon's single-season total offensive yards list (3,429) and ninth in passing yards (2,677). The Ducks' second-leading rusher (752) also ran for more yards in one year than any other quarterback in school history, including a single-game best 135 yards at Arizona State.

- Also in 2012, threw only one interception over his final seven games, a stretch that included 119 consecutive pass attempts without an interception.
- Redshirted in 2011.
- The second-team academic all-conference choice graduated from Oregon in December 2014 with a degree in general science.

PERSONAL:

- Splits time between Nashville and Honolulu, Hawaii.
- Attended Saint Louis (Honolulu, Hawaii) High School, where as a senior he threw for 2,597 yards on 165-of-255 passing (64.7%), including 32 touchdowns against only five interceptions. Guided the Crusaders to an 11-1 record and a state title. Also rushed the ball 60 times for 455 yards (7.6 yards per carry) and seven scores.
- Rated a four-star recruit by 247Sports.com and garnered three stars from both Rivals.com and Scout.com. Rated the No. 6 recruiting prospect in the state of Hawaii and No. 12 overall quarterback in the nation by Rivals.com. Named PrepStar Magazine All-West Region, Interscholastic League of Honolulu Offensive Player of the Year and first-team All-ILH. Played in the NUC All-World Gridiron Classic, a high school all-star bowl in Columbia, S.C.
- List of favorites: (movie) "The Longest Yard"; (TV show) "The Fresh Prince of Bel-Air"; (actor) Dwayne Johnson; (pregame playlist) The Green,

Drake; (video game) "FIFA"; (food) steak, Kalua pork; (guilty pleasure) Cookies 'n' Cream Pizookie from BJ's Restaurant & Brewhouse; and (athlete as a child) Emmitt Smith.

- Born Marcus Ardel Taulauniu Mariota on Oct. 30, 1993 in Honolulu, Hawaii.

MARCUS MARIOTA'S GAME-BY-GAME

2015 Tennessee Titans

Date	Opp	W/L	P/S	PASSING										RUSHING					COMBINED RUSH + PASS		
				Att	Cmp	Pct	Yds	Yds/Att	TD	Int	Lg	Sk	Lst	Rating	Att	Yds	Avg	Lg	TD	Yards	Touchdowns
Sept 13	@ TB	W	S	15	13	86.7	209	13.9	4	0	52t	2	24	158.3	2	6	3.0	9	0	215	52, 12, 4, 1
Sept 20	@ Cle	L	S	37	21	56.8	257	6.9	2	0	33	7	38	96.3	3	19	6.3	12	0	276	19, 13
Sept 27	Ind	L	S	44	27	61.4	367	8.3	2	2	35	3	22	84.2	0	0	-	0	0	367	7, 3
Oct 11	Buf	L	S	32	21	65.6	187	5.8	0	1	23	2	8	68.1	5	47	9.4	22	0	234	
Oct 18	Mia	L	S	33	21	63.6	219	6.6	1	2	32	5	37	67.6	0	0	-	0	0	219	3
Oct 25	Atl	L	IA																		
Nov 1	@ Hou	L	IA																		
Nov 8	@ NO	W	S	39	28	71.8	371	9.5	4	0	61t	0	0	135.7	1	5	5.0	5	0	376	61, 2, 8, 5
Nov 15	Car	L	S	24	16	66.7	185	7.7	0	1	24	1	7	72.4	5	24	4.8	10	0	209	
Nov 19	@ Jax	L	S	35	22	62.9	231	6.6	0	0	29	4	19	82.0	5	29	5.8	23t	1	260	23r
Nov 29	Oak	L	S	37	17	45.9	218	5.9	3	2	36	2	13	69.4	1	7	7.0	7	0	225	20, 13, 1
Dec 6	Jax	W	S	29	20	69.0	268	9.2	3	1	47t	4	11	118.2	9	112	12.4	87t	1	380	10, 7, 47, 87r
Dec 13	@ NYJ	L	S	39	21	53.8	274	7.0	0	1	51	5	47	65.5	3	3	1.0	3	0	277	
Dec 20	@ NE	L	S	6	3	50.0	32	5.3	0	0	19	3	32	66.0	0	0	-	0	0	32	
Dec 27	Hou	L	IA																		
Jan 3	@ Ind	L	IA																		
Totals		3-13	12/12	370	230	62.2	2,818	7.6	19	10	61t	38	258	91.5	34	252	7.4	87t	2		

2016 Tennessee Titans

Date	Opp	W/L	P/S	PASSING										RUSHING					COMBINED RUSH + PASS			
				Att	Cmp	Pct	Yds	Yds/Att	TD	Int	Lg	Sk	Lst	Rating	Att	Yds	Avg	Lg	TD	Yards	Touchdowns	
Sept 11	Min	L	S	41	25	61.0	271	6.6	2	1	29	2	19	86.5	4	19	4.8	10	0	290	6, 4	
Sept 18	@ Det	W	S	33	25	75.8	238	7.2	2	1	32	3	14	102.8	2	11	5.5	6	0	249	30, 9	
Sept 25	Oak	L	S	33	17	51.5	214	6.5	0	2	26	1	2	46.8	3	22	7.3	9	0	236		
Oct 2	@ Hou	L	S	29	13	44.8	202	7.0	0	1	60	1	6	54.1	4	20	5.0	9	0	222		
Oct 9	@ Mia	W	S	29	20	69.0	163	5.6	3	0	29	0	0	117.5	7	60	8.6	21	1	223	5r, 5, 20, 4	
Oct 16	Cle	W	S	24	17	70.8	284	11.8	3	1	48t	2	14	132.6	7	64	9.1	41	0	348	11, 48, 15	
Oct 23	Ind	L	S	37	22	59.5	232	6.3	2	0	26	3	25	95.8	2	14	7.0	14	0	246	10, 7	
Oct 27	Jax	W	S	22	18	81.8	270	12.3	2	0	47	0	0	148.1	3	11	3.7	7	0	281	36, 4	
Nov 6	@ SD	L	S	43	27	62.8	313	7.3	3	2	48	0	0	88.6	3	14	4.7	14t	1	327	16, 7, 14r, 8	
Nov 13	GB	W	S	26	19	73.1	295	11.3	4	0	41	1	13	149.8	5	0	0.0	6	0	303	9, 32, 6, 33	
Nov 20	@ Ind	L	S	38	25	65.8	290	7.6	2	0	35	5	36	106.3	5	29	5.8	12	0	319	3, 34	
Nov 27	@ Chi	W	S	23	15	65.2	226	9.8	2	0	38	0	0	126.4	4	46	11.5	29	0	272	4, 29	
Dec 11	Den	W	S	20	6	30.0	88	4.4	0	0	26	2	15	45.4	8	38	4.8	13	0	126		
Dec 18	@ KC	W	S	33	19	57.6	241	7.3	0	1	46	1	0	67.9	1	-2	-2.0	-2	0	239		
Dec 24	@ Jax	L	S	20	8	40.0	99	5.0	1	0	18	2	12	72.7	2	3	1.5	4	0	102	3	
Jan 1	Hou	W					Placed on injured reserve on Dec. 27, 2016															
Totals		9-7	15/15	451	276	61.2	3,426	7.6	26	9	60	23	156	95.6	60	349	5.8	41	2			

2017 Tennessee Titans

Date	Opp	W/L	P/S	PASSING										RUSHING					COMBINED RUSH + PASS		
				Att	Cmp	Pct	Yds	Yds/Att	TD	Int	Lg	Sk	Lst	Rating	Att	Yds	Avg	Lg	TD	Yards	Touchdowns
Sept 10	Oak	L	S	41	25	61.0	256	6.2	0	0	24	1	1	78.9	3	26	8.7	15	1	282	10r
Sept 17	@ Jax	W	S	27	15	55.6	215	8.0	1	1	42	1	4	78.5	6	24	4.0	8	0	239	32
Sept 24	Sea	W	S	32	20	62.5	225	7.0	2	0	55t	0	0	104.3	7	27	3.9	10	0	252	55, 24
Oct 1	@ Hou	L	S	10	6	60.0	96	9.6	0	2	28	0	0	52.5	4	39	9.8	34t	2	135	34r, 2r
Oct 8	@ Mia	L	IA																		
Oct 16	Ind	W	S	32	23	71.9	306	9.6	1	1	53t	1	1	99.2	2	0	0.0	1	0	306	53
Oct 22	@ Cle	W	S	34	21	61.8	203	6.0	0	0	23	2	14	78.4	1	8	8.0	8	0	211	
Nov 5	Bal	W	S	28	19	67.9	218	7.8	2	1	29	3	32	100.0	3	6	2.0	7	0	224	16, 11
Nov 12	Cin	W	S	44	25	56.8	264	6.0	1	1	20	4	28	72.5	6	51	8.5	28	0	315	7
Nov 16	@ Pit	L	S	33	22	66.7	306	9.3	1	4	75t	5	42	66.8	5	5	1.0	7t	1	311	7r, 75
Nov 26	@ Ind																				
Dec 3	Hou																				
Dec 10	@ Ari																				
Dec 17	@ SF																				
Dec 24	LAR																				
Dec 31	Jax																				
Totals		6-4	9/9	281	176	62.6	2,089	7.4	8	10	75t	17	122	79.9	37	186	5.0	34t	4	2,275	

MARCUS MARIOTA'S NFL STATISTICS

REGULAR SEASON			PASSING											RUSHING				
Year	Team	GP/GS	Att	Cmp	Pct	Yds	Yd/Att	TD	INT	Lg	Sk	Yds	Rat	Att	Yds	Avg	Lg	TD
2015	Tenn.	12/12	370	230	62.2	2,818	7.6	19	10	61t	38	258	91.5	34	252	7.4	87t	2
2016	Tenn.	15/15	451	276	61.2	3,426	7.6	26	9	60	23	156	95.6	60	349	5.8	41	2
2017	Tenn.	9/9	281	176	62.6	2,089	7.4	8	10	75t	17	122	79.9	37	186	5.0	34t	4
NFL Totals		36/36	1102	682	61.9	8,333	7.6	53	29	75t	78	536	90.2	131	787	6.0	87t	8

Career record as starter: 17-19 (.472)

Single-Game Highs

Attempts - **44 (Twice, last vs. Cincinnati 11/12/17)**
 Completions - 28 at New Orleans (11/8/15)
 Passing Yards - 371 at New Orleans (11/8/15)
 Touchdown Passes - 4 (Three times, last at Green Bay 11/13/16)
 Long Completion - **75t at Pittsburgh (11/16/17)**
 Rushes - 9 vs. Jacksonville (12/6/15)
 Rushing Yards - 112 vs. Jacksonville (12/6/15)

Long Rush - 87t vs. Jacksonville (12/6/15)
 Rushing Touchdowns - **2 at Houston (10/1/17)**

Additional Statistics

Receptions - 41-yard touchdown (at N.Y. Jets 12/13/15)
 Fumble Recovery - 2 (2016)



18 RISHARD MATTHEWS

WIDE RECEIVER • 6'0" • 217 LBS • COLLEGE: NEVADA
ACQUIRED: UNRESTRICTED FREE AGENT (MIA) - 2016
NFL EXPERIENCE (NFL/TITANS): 6/2 • HOMETOWN: SANTA ANA, CALIF.
GAMES PLAYED/GAMES STARTED: 75/35 (PLAYOFFS: 0/0)



PRO: The Titans signed Rishard Matthews early in the 2016 free agency period to bring veteran experience and big-play potential to the wide receiver position. The 6-foot, 217-pounder is coming off his most successful season in 2016 in which he recorded career highs with 65 receptions, 945 receiving yards and nine touchdowns. Matthews spent his first four NFL campaigns with the Miami Dolphins after being drafted by the team in the seventh round of the 2012 NFL Draft. The University of Nevada product is a versatile player, having lined up outside and in the slot.

CAREER HIGHLIGHTS:

- In 2016, Matthews set career highs with 65 receptions (tied for team lead), a team-high 945 receiving yards and a team-high nine touchdown receptions.
- His nine touchdowns in 2016 more than doubled his previous career total of eight touchdowns in his first four NFL seasons, all of which he spent in Miami. His 2016 total tied for sixth in the NFL and tied for second in the AFC. In franchise history, Matthews' nine touchdown catches tied for ninth all-time.
- In 2015, Matthews set career-highs with 43 catches, 662 receiving yards and four touchdown receptions despite playing in just 11 games for the Miami Dolphins.
- In 2013, Matthews appeared in all 16 games with the Dolphins and hauled in 41 receptions for 448 yards with two touchdowns.

TITANS TIDBITS:

- Matthews' father, Andre, is a retired U.S. Marine Corps master sergeant.
- In October 2015, Matthews' half-brother Christopher Ruiz was killed while serving as a retired Marine working as a private defense contractor in Afghanistan. Ruiz served in the Marines for 10 years, and served overseas in Operation Iraqi Freedom. He was in Afghanistan training locals to fight for their country, when he was killed. Ruiz was one of six U.S. Airmen and five other civilian contractors killed in the crash of an Air Force C-130 as it tried to put down at the Jalalabad Airfield on Oct. 2.
- Matthews wears a bracelet with the words "Forever by my side." It has his fallen brother's name on it, along with the Marines logo. He wears the bracelet every day.

CAREER TRANSACTIONS:

- The Santa Ana, Calif., native was originally selected by the Miami Dolphins in the seventh round (227th overall) of the 2012 NFL Draft.
- Signed by the Titans as an unrestricted free agent on March 11, 2016.

SEASON RECAPS:

2017 (10/9 - Tennessee): Leads the team with 626 receiving yards and three receiving touchdowns. Ranks second on the squad with 41 receptions. Has seven career 100-yard receiving performances, including one in 2017 (at PIT). Has led or tied for the team lead in receptions twice in 2017 (vs. SEA, at HOU). Has led or tied for the team lead in receiving yards three times in 2017 (vs. SEA, at MIA, at PIT). Hauled in a career-long 75-yard touchdown catch at Pittsburgh (11/16/17).

- Against Oakland (9/10), started at wide receiver and finished second on the squad with 71 receiving yards on five catches. Notched two third-down conversions during the Titans' opening touchdown drive in the first quarter: a 19-yard catch on third-and-10 and a nine-yard grab on third-and-eight. Extended the Titans' second scoring drive with a 24-yard reception on third-and-five in the second stanza.
- At Jacksonville (9/17), started at wide receiver and hauled in three receptions for 43 yards. Extended the Titans' second scoring drive with a 15-yard grab on third-and-three late in the second quarter. Set up the

Titans' second field goal just before halftime with a 20-yard catch over the middle.

- Against Seattle (9/24), started at wide receiver and led the team with six receptions and 87 receiving yards with a touchdown. Kept the Titans' second scoring drive alive with a six-yard catch on third-and-two in the second quarter. Gave the Titans a 16-14 lead with a nifty, 55-yard touchdown catch on a wide receiver screen with 7:34 left to play in the third quarter. The 55-yard reception was the second-longest catch of his career.
- At Houston (10/1), saw action as a reserve at wide receiver and tied for the team lead with three receptions for 49 yards. Set up the Titans' second touchdown with a 28-yard catch down to the Texans' two-yard line in the second quarter.
- At Miami (10/8), started at wide receiver, snared three receptions and tied for the team lead with 34 receiving yards. Kept the Titans' touchdown drive alive with a 17-yard grab on third-and-10 in the third quarter.
- Against Indianapolis (10/16), started at wide receiver and hauled in four receptions for 69 yards. Kickstarted the Titans' late third-quarter scoring drive with a 27-yard grab. Extended the Titans' initial touchdown drive with a leaping, 16-yard grab on third-and-12 in the fourth quarter.
- At Cleveland (10/22), started at wide receiver and caught three passes for 40 yards. Kept the Titans' game-winning scoring drive alive with an eight-yard reception on third-and-three in overtime.
- Against Baltimore (11/5), started at wide receiver and snared four receptions for 70 yards with a touchdown. Kickstarted the Titans' opening scoring drive with his 200th career reception, a 29-yard catch on the first play of the game. Gave the Titans a 10-3 lead with a 16-yard touchdown catch in the end zone with 1:04 left to play in the opening quarter.
- Against Cincinnati (11/12), started at wide receiver and hauled in five catches for 50 yards. Kept the Titans' scoring drive just before the half alive with an eight-yard reception on third-and-five.
- At Pittsburgh (11/16), started at wide receiver and posted his seventh career 100-yard receiving performance with a team-best 113 receiving yards on five catches including a touchdown. Kept the Titans' first touchdown drive alive with an eight-yard catch on third-and-six in the first quarter. Opened the second half with a career-long 75-yard touchdown catch to make the score 16-14.

2016 (16/9 - Tennessee): Saw action in all 16 games with nine starts at wide receiver and led the team with a career-best nine receiving touchdowns and a career-high 945 receiving yards. Tied for the team lead with a career-best 65 receptions. Led the team in receiving yards five times in 2016 (at HOU, at IND, at CHI, at KC, vs. HOU). Led or tied for the team lead in receptions three times in 2016 (vs. JAX, at IND, vs. HOU). Posted a career-high 122 receiving yards at Indianapolis (11/20/16).

- Against Minnesota (9/11), made his Titans debut as a reserve at wide receiver and snared three receptions for 26 yards.
- At Detroit (9/18), started at wide receiver and totaled four receptions for 40 yards. Kickstarted the Titans' first touchdown drive with a 20-yard catch late in the third quarter.
- Against Oakland (9/25), started at wide receiver and collected three receptions for 32 yards.
- At Houston (10/2), saw action as a reserve at wide receiver and led the team with 82 receiving yards on two catches. Set up the Titans' first touchdown with a career-long 60-yard reception down the left sideline in the second quarter. Kept the Titans' third-quarter scoring drive alive with a 22-yard reception on third-and-nine.
- At Miami (10/9), played as a reserve at wide receiver and caught four passes for 32 yards with a touchdown. Sealed the Titans' 30-17 victory with a diving, four-yard touchdown catch with 8:23 left to play in the game.

- Against Cleveland (10/16), saw action as a reserve at wide receiver and hauled in three receptions for 70 yards with a touchdown. Gave the Titans a 7-0 advantage with an 11-yard touchdown catch with 10:37 remaining in the first quarter. Set up the Titans' third touchdown with a diving, 43-yard reception in the third quarter.
- Against Indianapolis (10/23), played as a reserve at wide receiver and snared four receptions for 37 yards. Kept the Titans' touchdown drive alive late in the first half with a six-yard grab on third-and-three. Extended the Titans' final touchdown drive by fighting for the first down on a 20-yard reception on third-and-19 in the fourth quarter.
- Against Jacksonville (10/27), started at wide receiver and tied for the team lead with four receptions for 38 yards with a touchdown. Extended the Titans' first scoring drive with a 16-yard catch on third-and-four in the first quarter. Increased the Titans lead to 33-8 with a four-yard touchdown catch on third-and-goal with 6:53 remaining in the third quarter.
- At San Diego (11/6), played as a reserve at wide receiver and caught six passes for 63 yards while tying a career-high with two receiving touchdowns. Cut the Chargers' lead to 16-7 with a 16-yard touchdown reception with 11:14 left to play in the second quarter. Got open in the left corner of the end zone for his second touchdown of the afternoon, a seven-yard reception, with 14 seconds remaining in the first half.
- Against Green Bay (11/13), started at wide receiver and collected three receptions for 63 yards with a touchdown. Got open in the end zone for a 32-yard touchdown catch with 8:45 left to play in the second quarter. Extended the Titans' final scoring drive with a 22-yard reception on third-and-three in the fourth quarter.
- At Indianapolis (11/20), started at wide receiver and led the team with a career-high 122 receiving yards on a team-best nine receptions. Hauled in a 35-yard reception in the second quarter.
- At Chicago (11/27), started at wide receiver and led the team with 64 receiving yards on three receptions, including a touchdown. Increased the Titans lead to 21-7 with a diving, 29-yard touchdown grab in the end zone with 1:15 left play in the first half. Extended the Titans' third-quarter scoring drive with an 11-yard reception on third-and-nine.
- Against Denver (12/11), started at wide receiver and snared one reception for 26 yards.
- At Kansas City (12/18), saw significant action as a reserve at wide receiver and led the team with 105 receiving yards on four catches. Set up the Titans' initial touchdown with a leaping, 46-yard grab on a flea-flicker early in the second stanza.
- At Jacksonville (12/24), started at wide receiver and caught three passes for 31 yards with a touchdown. Cut the Jaguars' lead to 10-7 with a three-yard touchdown catch on third-and-three with 8:59 left to play in the second quarter.
- Against Houston (1/1), started at wide receiver and led the team with nine receptions and 114 receiving yards with a touchdown. Extended the Titans' second quarter touchdown drive with a leaping 25-yard catch on third-and-16. Increased the Titans' lead to 14-0 with a two-yard touchdown reception with 23 seconds remaining in the first half. Registered a pair of third-down conversions during the Titans' final scoring drive: an eight-yard grab on third-and-four and a 50-yard bomb on third-and-17 in the fourth quarter.

2015 (11/11 - Miami): Started the first 11 games of the season and totaled career-highs with 43 receptions for 662 yards (15.4 avg.) and four touchdowns. Missed the final five contests due to injury. Was placed on injured reserve on Jan. 2, 2016. His 662 receiving yards ranked second on the team and his 43 receptions ranked third on the squad. Added one rush for four yards. Made one miscellaneous tackle. Had one punt return for nine yards.

- At Washington (9/13), started the season opener and had four receptions for 34 yards and one touchdown.
- At Jacksonville (9/20), started at wide receiver and posted a season-high six receptions for 115 yards. Recorded a 48-yard reception on the team's opening drive in the first quarter.
- Against Buffalo (9/27), caught six passes for 113 yards and two touchdowns.
- Against Houston (10/25), was named a team captain and caught three passes for 75 yards and one touchdown in 44-26 victory.
- At New England (10/29), caught a season-high seven passes for 62 yards.

2014 (14/0 - Miami): Played in 14 games as a reserve and finished the season with 12 receptions for 135 yards and two touchdowns. Added one rush for three yards. Posted four tackles on special teams.

- At Oakland (9/28), had two catches for 27 yards with a season-long 23-yard reception in London.
- At Jacksonville (10/26), recorded a three-yard touchdown reception.
- Against San Diego (11/2), had one reception for a 21-yard touchdown on the opening possession of the second half. Recorded touchdown receptions in consecutive games for the first time in his career.

2013 (16/5 - Miami): Played in all 16 games with five starts and recorded 41 catches for 448 yards and two touchdowns. Led the team in receptions once and in receiving yardage twice. Had one game of double figure receptions and one game of 100-plus yards in receptions.

- Against Atlanta (9/22), had four catches for 42 yards.
- At Tampa Bay (11/11), made his first start of season and led the Dolphins in receptions and receiving yardage with 11 catches for 120 yards and two touchdowns. It was his first career 100-yard reception game and the first touchdowns of his NFL career. He became the first player in Dolphins history to record 11 or more receptions and two or more touchdown catches in the same game.
- Against New England (12/15), registered five receptions for 64 yards.
- Against N.Y. Jets (12/29), led the team in receiving yards with four catches for 58 yards.

2012 (8/1 - Miami): Played in eight games with one start and recorded 11 catches for 151 yards. Did not play once and was inactive seven games.

- At Buffalo (11/15), made first NFL reception with one catch for 19 yards.
- Against Jacksonville (12/16), registered three receptions for 23 yards.
- Against Buffalo (12/23), posted two catches for 37 yards, including season-long 30-yard catch.
- At New England (12/30), made his first NFL start and collected three catches for 36 yards.

COLLEGE:

- Was a two-year starter at Nevada (2010-11). Also attended Bakersfield College (2009) and Santa Ana (Calif.) College (2007-08).
- Played in 26 career games with 25 starts at Nevada and recorded 147 receptions for 2,243 yards (15.4 avg.) and 13 touchdowns. Added 10 rushes for 75 yards and two scores. Returned 48 punts for 551 yards (11.5 avg.) with two scores and totaled 91 yards on five kickoff returns (18.2 avg.).
- As a junior (2011), started 12 games and named second-team All-American and first-team All-Western Athletic Conference as a punt returner and receiver. Recorded 91 receptions for 1,364 yards (15.4 avg.) and eight touchdowns. Led the WAC and ranked 10th nationally with an average of 7.58 receptions per game. Returned 23 punts for 307 yards (13.4 avg.). Posted seven games with 100-plus receiving yards, including two games of 200-plus yards.
- As a sophomore (2010), played in 14 games with 13 starts as a sophomore and was named as an honorable mention All-American and first-team All-WAC. Recorded 56 receptions for 879 yards (15.7 avg.) and five touchdowns. Scored twice on five carries for 76 yards (15.2 avg.). Added 91 yards on five kickoff returns (18.2 avg.) and had 25 punt returns for 244 yards (9.8 avg.) with a touchdown.
- In 2009, played in 11 games at Bakersfield College and led the team with 47 receptions for 619 yards (13.2 avg.) and six touchdowns. Carried seven times for 20 yards and added 17 punt returns for 319 yards (18.9 avg.).
- Attended Santa Ana (Calif.) College from 2007-08.
- Majored in physical education at Nevada.

PERSONAL:

- Attended Saddleback (Santa Ana, Calif.) High School and earned All-State, All-Golden West Football Conference and All-CIF Southern section honors as a receiver and strong safety as a senior.
- Caught 47 passes for 1,058 yards (22.5 avg.) and 16 touchdowns. Added 98 yards and a score on 13 carries (7.5 avg.). Produced a total of 132 points that included 22 touchdowns, as he scored twice on 11 punt returns for 270 yards (24.55 avg), adding two more touchdowns on 10 kickoff returns for 407 yards (40.7 avg).
- Also lettered for the basketball team, as he averaged 9.8 points, 6.8 rebounds, 2.6 assists, 0.3 blocks and 2.3 steals.
- Attended Clovis (N.M.) High School in 2005 and rushed 29 times for 358 yards (12.4 avg.) and five touchdowns. Added 43 receptions for 839 yards and 12 touchdowns.
- Follow Matthews on Twitter at @_RMatthews.
- Follow Matthews on Instagram at @rishardmatthews.
- Born Rishard Andre Matthews on Oct. 12, 1989 in San Diego, Calif.

RISHARD MATTHEWS' GAME-BY-GAME

2012 Miami Dolphins				RECEIVING				
Date	Opp.	W/L	P/S	No	Yds	Avg	Lg	TD
Sept 9	@ Hou	L	IA					
Sept 16	Oak	W	p	0	0	-	-	0
Sept 23	NYJ	L	IA					
Sept 30	@ Ari	L	IA					
Oct 7	@ Cin	W	IA					
Oct 14	StL	W	IA					
Oct 28	@ NYJ	W	IA					
Nov 4	@ Ind	L	DNP					
Nov 11	Ten	L	IA					
Nov 15	@ Buf	L	p	1	19	19.0	19	0
Nov 25	Sea	W	p	0	0	-	-	0
Dec 2	NE	L	p	1	28	28.0	28	0
Dec 9	@ SF	L	p	1	8	8.0	8	0
Dec 16	Jax	W	p	3	23	7.7	11	0
Dec 23	Buf	W	p	2	37	18.5	30	0
Dec 30	@ NE	L	S	3	36	12.0	20	0
Totals		7-9	8/1	11	151	13.7	30	0

2013 Miami Dolphins				RECEIVING				
Date	Opp.	W/L	P/S	No	Yds	Avg	Lg	TD
Sept 8	@ Cle	W	p	0	0	-	-	0
Sept 15	@ Ind	W	p	0	0	-	-	0
Sept 22	Atl	W	p	4	42	10.5	14	0
Sept 30	@ NO	L	p	1	21	21.0	21	0
Oct 6	Bal	L	p	0	0	-	-	0
Oct 20	Buf	L	p	0	0	-	-	0
Oct 27	@ NE	L	p	3	30	10.0	20	0
Oct 31	Cin	W	p	2	24	12.0	16	0
Nov 11	@ TB	L	S	11	120	10.9	19t	2
Nov 17	SD	W	p	4	52	13.0	29	0
Nov 24	Car	L	S	3	2	0.7	4	0
Dec 1	@ NYJ	W	S	2	21	10.5	13	0
Dec 8	@ Pit	W	p	1	5	5.0	5	0
Dec 15	NE	W	S	5	64	12.8	24	0
Dec 22	@ Buf	L	S	1	9	9.0	9	0
Dec 29	NYJ	L	p	4	58	14.5	21	0
Totals		8-8	16/5	41	448	10.9	29	2

2014 Miami Dolphins				RECEIVING				
Date	Opp.	W/L	P/S	No	Yds	Avg	Lg	TD
Sept 7	NE	W	p	0	0	-	-	0
Sept 14	@ Buf	L	p	1	4	4.0	4	0
Sept 21	KC	L	p	1	13	13.0	13	0
Sept 28	@ Oak	W	p	2	27	13.5	23	0
Oct 12	GB	L	p	0	0	-	-	0
Oct 19	@ Chi	W	p	0	0	-	-	0
Oct 26	@ Jax	W	p	1	3	3.0	3t	1
Nov 2	SD	W	p	1	21	21.0	21t	1
Nov 9	@ Det	L	p	1	14	14.0	14	0
Nov 13	Buf	W	p	0	0	-	-	0
Nov 23	@ Den	L	p	2	24	12.0	18	0
Dec 1	@ NYJ	W	p	0	0	-	-	0
Dec 7	Bal	L	p	1	13	13.0	13	0
Dec 14	@ NE	L	p	2	16	8.0	11	0
Dec 21	Min	W	IA					
Dec 28	NYJ	L	IA					
Totals		8-8	14/0	12	135	11.3	23	2

2015 Miami Dolphins				RECEIVING				
Date	Opp.	W/L	P/S	No	Yds	Avg	Lg	TD
Sept 13	@ Was	W	S	4	34	8.5	15	1
Sept 20	@ Jax	L	S	6	115	19.2	48	0
Sept 27	Buf	L	S	6	113	18.8	46t	2
Oct 4	NYJ	L	S	1	16	16.0	16	0
Oct 18	@ Ten	W	S	6	85	14.2	24	0
Oct 25	Hou	W	S	3	75	25.0	53t	1
Oct 29	@ NE	L	S	7	62	8.9	17	0
Nov 8	@ Buf	L	S	4	54	13.5	21	0
Nov 15	@ Phi	W	S	5	93	18.6	43	0
Nov 22	Dal	L	S	1	15	15.0	15	0
Nov 29	@ NYJ	L	S	0	0	-	-	0
Dec 6	Bal	W	IA					
Dec 14	NYG	L	IA					
Dec 20	@ SD	L	IA					
Dec 27	Ind	L	IA					
Jan 3	NE	W						
		Placed on injured reserve on Jan. 2, 2016						
Totals		6-10	11/11	43	662	15.4	53t	4

2016 Tennessee Titans				RECEIVING				
Date	Opp.	W/L	P/S	No	Yds	Avg	Lg	TD
Sept 11	Min	L	p	3	26	8.7	11	0
Sept 18	@ Det	W	S	4	40	10.0	20	0
Sept 25	Oak	L	S	3	32	10.7	14	0
Oct 2	@ Hou	L	p	2	82	41.0	60	0
Oct 9	@ Mia	W	p	4	32	8.0	11	1
Oct 16	Cle	W	p	3	70	23.3	43	1
Oct 23	Ind	L	p	4	37	9.3	20	0
Oct 27	Jax	W	S	4	38	9.5	16	1
Nov 6	@ SD	L	p	6	63	10.5	16t	2
Nov 13	GB	W	S	3	63	21.0	32t	1
Nov 20	@ Ind	L	S	9	122	13.6	35	0
Nov 27	@ Chi	W	S	3	64	21.3	29t	1
Dec 11	Den	W	S	1	26	26.0	26	0
Dec 18	@ KC	W	p	4	105	26.3	46	0
Dec 24	@ Jax	L	S	3	31	10.3	14	1
Jan 1	Hou	W	S	9	114	12.7	50	1
Totals		9-7	16/9	65	945	14.5	60	9

2017 Tennessee Titans				RECEIVING				
Date	Opp.	W/L	P/S	No	Yds	Avg	Lg	TD
Sept 10	Oak	L	S	5	71	14.2	24	0
Sept 17	@ Jax	W	S	3	43	14.3	20	0
Sept 24	Sea	W	S	6	87	14.5	55t	1
Oct 1	@ Hou	L	p	3	49	16.3	28	0
Oct 8	@ Mia	L	S	3	34	11.3	17	0
Oct 16	Ind	W	S	4	69	17.3	27	0
Oct 22	@ Cle	W	S	3	40	13.3	18	0
Nov 5	Bal	W	S	4	70	17.5	29	1
Nov 12	Cin	W	S	5	50	10.0	20	0
Nov 16	@ Pit	L	S	5	113	22.6	75t	1
Nov 26	@ Ind							
Dec 3	Hou							
Dec 10	@ Ari							
Dec 17	@ SF							
Dec 24	LAR							
Dec 31	Jax							
Totals		6-4	10/9	41	626	15.3	75t	3

RISHARD MATTHEWS' NFL STATISTICS

REGULAR SEASON		RECEIVING							RUSHING				
Year	Team	GP	GS	No	Yds	Avg	Lg	TD	Att	Yds	Avg	Lg	TD
2012	Miami	8	1	11	151	13.7	30	0	0	0	-	0	0
2013	Miami	16	5	41	448	10.9	29	2	0	0	-	0	0
2014	Miami	14	0	12	135	11.3	23	2	1	3	3.0	3	0
2015	Miami	11	11	43	662	15.4	53t	4	1	4	4.0	4	0
2016	Tennessee	16	9	65	945	14.5	60	9	0	0	-	0	0
2017	Tennessee	10	9	41	626	15.3	75t	3	1	-3	-3.0	-3	0
NFL Totals		75	35	213	2,967	13.9	75t	20	3	4	1.3	4	0

Single-Game Highs

Receptions - 11 at Tampa Bay (11/11/13)
 Receiving Yards - 122 at Indianapolis (11/20/16)
 Long Reception - **75t at Pittsburgh (11/16/17)**
 Touchdowns - 2 (Three times, last at San Diego 11/6/16)

Additional Statistics

Punt Returns - 1 FC (2012); 1 for 9 yards (2015)
 Special Teams Tackles - 2 (2013), 4 (2014)
 Miscellaneous Tackles - 2 (2012), 3 (2013), 1 (2015)



23 BRICE MCCAIN

CORNERBACK • 5'9" • 190 LBS • COLLEGE: UTAH
ACQUIRED: FREE AGENT - 2016 • NFL EXPERIENCE (NFL/TITANS): 9/2
HOMETOWN: TERRELL, TEXAS
GAMES PLAYED/GAMES STARTED: 126/40 (PLAYOFFS: 3/2)



PRO: The Titans signed Brice McCain as a free agent early in the 2016 offseason to add competition and experience to the cornerback position. The 5-foot-9-inch, 190-pounder is a veteran defensive back that has seen time outside and as a nickel corner during his seven NFL seasons. Prior to arriving in Tennessee, the University of Utah product spent his first five NFL campaigns as a member of the Houston Texans. McCain has also seen action with the Pittsburgh Steelers and the Miami Dolphins.

CAREER HIGHLIGHTS:

- In 2016, McCain tied for second on the team with 12 passes defended and two interceptions in his first season with the Titans.
- In 2015, McCain saw action in 14 games in his only season in Miami and tallied 39 tackles, one interception and 10 passes defended.
- In 2014, McCain played in 14 games for the Pittsburgh Steelers and registered a career-best three interceptions to go along with 25 tackles and six passes defended.

TITANS TIDBITS:

- In 2014, McCain played with the Pittsburgh Steelers and worked with current Titans defensive coordinator Dick LeBeau. McCain kept his notes from playing in LeBeau's defense and referenced them when making the transition to Tennessee.

CAREER TRANSACTIONS:

- The Terrell, Texas, native was originally selected by the Houston Texans in the sixth round (188th overall) of the 2009 NFL Draft.
- Re-signed by the Texans as an unrestricted free agent on March 20, 2013.
- Released by the Texans on March 11, 2014.
- Signed by the Pittsburgh Steelers as a free agent on April 1, 2014.
- Signed by the Miami Dolphins as an unrestricted free agent on March 11, 2015.
- Released by the Dolphins on Feb. 16, 2016.
- Signed by the Titans as a free agent on March 2, 2016.

SEASON RECAPS:

- 2017 (10/0 - Tennessee):** Has tied for the team lead in special teams tackles once in 2017 (at HOU). Played in his 125th career regular season game against Cincinnati (11/12/17).
- Against Oakland (9/10), saw significant action as a reserve at cornerback and posted two tackles.
 - At Jacksonville (9/17), played as a reserve at cornerback and collected a tackle.
 - Against Seattle (9/24), saw action as a reserve at cornerback and notched a pass defended. Broke up a pass intended for Paul Richardson in the fourth quarter.
 - At Houston (10/1), played as a reserve at cornerback and tallied a tackle. Tied for the team lead with a special teams tackle.
 - At Miami (10/8), saw action as a reserve on special teams.
 - Against Indianapolis (10/16), played as a reserve at cornerback and recorded a tackle. Notched a special teams tackle on coverage units.
 - At Cleveland (10/22), saw action as a reserve at cornerback.
 - Against Baltimore (11/5), played as a reserve at cornerback. Notched a special teams tackle on coverage units.
 - Against Cincinnati (11/12), saw action as a reserve at cornerback in his 125th career regular season game and recorded a pass defended. Ended a Bengals' drive by deflecting a third-and-four pass intended for Brandon LaFell in the third quarter.
 - At Pittsburgh (11/16), played as a reserve at cornerback and notched a

tackle.

- 2016 (16/10 - Tennessee):** Played in all 16 games with 10 starts at cornerback in his first season with the Titans and tied for second on the team with 12 passes defended and two interceptions. Registered 44 tackles, including a stop for loss. Notched two special teams tackles. Led or tied for the team lead in passes defended twice in 2016 (at IND, at KC). Tied for the team lead in special teams tackles once in 2016 (vs. MIN).
- Against Minnesota (9/11), made his Titans debut as the nickel back and collected four tackles and a pass defended. Posted a special teams tackle on coverage units. Broke up a pass intended for Adam Thielen late in the second quarter.
 - Against Oakland (9/25), started at nickelback and tallied two tackles and a pass defended. Broke up a deep pass intended for Seth Roberts in the third quarter.
 - Against Indianapolis (10/23), saw significant action as a reserve at cornerback after Perrish Cox left the game in the second quarter with an injury and collected three tackles.
 - Against Jacksonville (10/27), started at cornerback and posted two tackles and a pass defended. Broke up a pass intended for Allen Hurns early in the fourth quarter.
 - Against Green Bay (11/13), started at nickelback and notched four tackles and an interception. Intercepted an Aaron Rodgers hail mary attempt on the final play of the first half and returned it 33 yards.
 - At Indianapolis (11/20), played as a reserve at cornerback and recorded a tackle and two passes defended, including an interception. Forced the Colts to kick a field goal by defending a third-and-16 pass intended for T.Y. Hilton in the fourth quarter. Gave the Titans' offense the ball back by intercepting an Andrew Luck pass intended for T.Y. Hilton in the final stanza.
 - At Chicago (11/27), started at nickelback and registered a tackle and two passes defended. Notched a special teams tackle on coverage units. Defended a pass intended for Deonte Thompson in the end zone late in the fourth quarter.
 - Against Denver (12/11), started at cornerback and collected three tackles, a stop for loss and a pass defended. Combined with DaQuan Jones to stuff Justin Forsett for a two-yard loss on a rush off right tackle in the fourth quarter. Forced the Broncos to kick a field goal by breaking up a third-and-16 pass intended for Bennie Fowler late in the fourth quarter.
 - At Kansas City (12/18), started at cornerback and tallied five tackles and two passes defended. Ended a Chiefs' drive by stopping Jeremy Maclin for no gain on a third-and-three pass in the second quarter. Batted down a pass intended for Travis Kelce in the second quarter. Knocked down a pass intended for Albert Wilson at the goalline in the third stanza.
- 2015 (14/11 - Miami):** Played in 14 games with 11 starts and recorded 39 tackles, one interception and 10 passes defended. Was inactive for two contests.
- At Washington (9/13), made his Dolphins debut with six tackles and an interception in the season-opening victory.
 - Against N.Y. Giants (12/14), registered a season-high six solo tackles and had one pass defended.
 - Against Indianapolis (12/27), matched his season high with two passes defended.
 - Against New England (1/3), participated in his 100th career game with a start, three tackles and one pass defended.

2014 (14/9, 1/1 - Pittsburgh): Played in 14 games with nine starts in his lone season with the Steelers. Notched 24 tackles, three interceptions

returned for 56 yards, including one for a touchdown, six passes defended and a fumble recovery. Was inactive for one game and did not play in another contest.

- At Jacksonville (10/5), posted his first interception of the season and the sixth of his NFL career, which he returned 22 yards for a score, marking his second career interception returned for a touchdown.
- Against Baltimore (11/2), registered his first career fumble recovery.
- Against Cincinnati (12/28), notched two interceptions, the first multi-interception game of his career.
- Against Baltimore (1/3), started in the team's Wild Card game and collected six tackles in the contest.

2013 (16/4 - Houston): Played in all 16 games with four starts and recorded 28 tackles, one interception and seven passes defended. Added four special teams tackles.

- Against Jacksonville (11/24), made his first start of the season and tallied three solo tackles and one pass defended.
- At Tennessee (12/29), started and made five solo tackles and two passes defended.

2012 (12/2, 0/0 - Houston): Played in 12 contests with two starts and tallied 19 tackles, a half sack, one interception returned for a career-long 86 yards and eight passes defended. Also registered five special teams tackles. Placed on injured reserve - designated for return with a foot injury on Dec. 4, 2012. Missed the final four regular season games and both postseason contests.

- At N.Y. Jets (10/8), had two tackles, one interception and his first career half sack. Returned the interception 86 yards to set up a field goal.
- Against Baltimore (10/21), registered two tackles and two passes defended.

2011 (16/0, 2/1 - Houston): Played as a reserve in all 16 regular season games collected 25 tackles, two interceptions, one of which he returned for his first career touchdown, and 13 passes defended. Added three special teams tackles. Registered two or more passes defended in a game four times. Played in two playoff games with one start and posted two passes defended.

- At Tennessee (10/23), intercepted a Matt Hasselbeck pass and returned it 38 yards for his first career defensive touchdown. Also contributed three solo tackles and one pass defended.
- At Tampa Bay (11/13), intercepted a pass and returned it 10 yards to set-up a field goal. Also registered two passes defended.
- At Indianapolis (12/22), had a season-high seven tackles and registered two passes defended.
- Against Tennessee (1/1), registered a career-best three passes defended to go along with two solo tackles.
- Against Cincinnati (1/7), started in the AFC Wild Card game and registered two passes defended.

2010 (12/3 - Houston): Played in 12 games with three starts and notched 22 tackles and two passes defended. Was inactive for four games.

- Against Indianapolis (9/12), started and registered a season-high seven tackles.

2009 (16/1 - Houston): Played in all 16 games with one start at cornerback and tallied 11 tackles, one interception and three passes defended. Contributed four special teams tackles.

- Against Indianapolis (11/29), recorded his first career interception and first career pass defended.
- At Jacksonville (12/6), finished with a season-high five tackles.
- Against New England (1/3), made his first NFL start and registered a pass defended and on special teams tackle.

COLLEGE:

- Played in 49 games and made 39 starts in four seasons at Utah. Earned All-Mountain West Conference honors as a defensive back in 2007-08 and as a kick returner in 2006. Finished his career with 103 total tackles and his 21 career passes defended are tied for sixth in school history. Returned 37 kickoffs in his career for 847 yards.
- As a senior (2008), started all 13 games at cornerback and earned first-team all-conference honors. Finished the season with 35 tackles, five passes defended and one interception.
- As a junior (2007), started all 13 games and earned second-team All-MWC honors. Finished the season with 11 passes defended, which ranked third in the conference and is tied for fifth-best in a single-season in school history. Recorded 28 tackles, one interception and one forced fumble.
- As a sophomore (2006), played in 13 games and made 12 starts. Was a named honorable mention all-conference as a kick returner. Led the team with five passes defended and collected 28 tackles. Averaged 22.4 yards per kick return, which ranked fourth in the conference.
- As a freshman (2005), appeared in 10 games as a true freshman and made one start and notched 12 total tackles.
- Majored in economics at Utah.

PERSONAL:

- Graduate of Terrell (Texas) High School where he earned all-state and all-area honors. Named all-district as a running back and a defensive back and was named county and team MVP.
- Also lettered in basketball and track and was part of a 400-meter relay team that finished second in the state.
- Earned academic all-MWC honors.
- Follow McCain on Twitter at @McCain21.
- Follow McCain on Instagram at @Kain21.
- Born Brice McCain on Dec. 10, 1986 in Dallas, Texas.

BRICE MCCAIN'S GAME-BY-GAME

2009 Houston Texans

Date	Opp	W/L	P/S	Tot	Solo	Asst	Sk	- Yds	QBP	TFL	Int	- Yds	-TD	PD	FF	FR	- Yds	SpT
Sept 13	NYJ	L	p	2	2	0	0.0	0.0	NA	NA	0	0	0	0	0	0	0	0
Sept 20	@ Ten	W	p	0	0	0	0.0	0.0	NA	NA	0	0	0	0	0	0	0	0
Sept 27	Jax	L	p	0	0	0	0.0	0.0	NA	NA	0	0	0	0	0	0	0	0
Oct 4	Oak	W	p	1	1	0	0.0	0.0	NA	NA	0	0	0	0	0	0	0	0
Oct 11	@ Ari	L	p	2	2	0	0.0	0.0	NA	NA	0	0	0	0	0	0	0	0
Oct 18	@ Cin	W	p	0	0	0	0.0	0.0	NA	NA	0	0	0	0	0	0	0	0
Oct 25	SF	W	p	0	0	0	0.0	0.0	NA	NA	0	0	0	0	0	0	0	0
Nov 1	@ Buf	W	p	1	1	0	0.0	0.0	NA	NA	0	0	0	0	0	0	0	1
Nov 8	@ Ind	L	p	0	0	0	0.0	0.0	NA	NA	0	0	0	0	0	0	0	0
Nov 23	Ten	L	p	0	0	0	0.0	0.0	NA	NA	0	0	0	0	0	0	0	1
Nov 29	Ind	L	p	0	0	0	0.0	0.0	NA	NA	1	0	0	1	0	0	0	0
Dec 6	@ Jax	L	p	5	5	0	0.0	0.0	NA	NA	0	0	0	0	0	0	0	0
Dec 13	Sea	W	p	0	0	0	0.0	0.0	NA	NA	0	0	0	1	0	0	0	1
Dec 20	@ StL	W	p	0	0	0	0.0	0.0	NA	NA	0	0	0	0	0	0	0	0
Dec 27	@ Mia	W	p	0	0	0	0.0	0.0	NA	NA	0	0	0	0	0	0	0	0
Jan 3	NE	W	S	0	0	0	0.0	0.0	NA	NA	0	0	0	1	0	0	0	1
Totals				9-7	16/1	11	11	0	0.0	0.0	NA	NA	1	0	0	3	0	4

2010 Houston Texans

Date	Opp	W/L	P/S	Tot	Solo	Asst	Sk	- Yds	QBP	TFL	Int	- Yds	-TD	PD	FF	FR	- Yds	SpT
Sept 12	Ind	W	S	7	5	2	0.0	0.0	NA	NA	0	0	0	0	0	0	0	0
Sept 19	@ Was	W	p	2	1	1	0.0	0.0	NA	NA	0	0	0	0	0	0	0	0
Sept 26	Dal	L	p	3	3	0	0.0	0.0	NA	NA	0	0	0	0	0	0	0	0
Oct 3	@ Oak	W	p	2	1	1	0.0	0.0	NA	NA	0	0	0	1	0	0	0	2
Oct 10	NYG	L	p	2	2	0	0.0	0.0	NA	NA	0	0	0	0	0	0	0	0
Oct 17	KC	W	S	0	0	0	0.0	0.0	NA	NA	0	0	0	1	0	0	0	0
Nov 1	@ Ind	L	S	5	4	1	0.0	0.0	NA	NA	0	0	0	0	0	0	0	0
Nov 7	SD	L	p	0	0	0	0.0	0.0	NA	NA	0	0	0	0	0	0	0	0
Nov 14	@ Jax	L	p	1	1	0	0.0	0.0	NA	NA	0	0	0	0	0	0	0	0
Nov 21	@ NYJ	L	p	0	0	0	0.0	0.0	NA	NA	0	0	0	0	0	0	0	1
Nov 28	Ten	W	IA															
Dec 2	@ Phi	L	p	0	0	0	0.0	0.0	NA	NA	0	0	0	0	0	0	0	0
Dec 13	Bal	L	IA															
Dec 19	@ Ten	L	IA															
Dec 26	@ Den	L	IA															
Jan 2	Jax	W	p	0	0	0	0.0	0.0	NA	NA	0	0	0	0	0	0	0	0
Totals				6-10	12/3	22	17	5	0.0	0.0	NA	NA	0	0	0	2	0	3

BRICE McCAIN'S NFL STATISTICS

REGULAR SEASON				TACKLES							INTERCEPTIONS					FUMBLES			
Year	Team	GP	GS	Tot	Solo	Asst	Sk	Yds	QBP	TFL	No	Yds	Lg	TD	PD	FF	FR	Yds	SpT
2009	Houston	16	1	11	11	0	0.0	0.0	NA	NA	1	0	0	0	3	0	0	0	4
2010	Houston	12	3	22	17	5	0.0	0.0	NA	NA	0	0	0	0	2	0	0	0	3
2011	Houston	16	0	25	24	1	0.0	0.0	NA	NA	2	48	38t	1	13	0	0	0	3
2012	Houston	12	2	19	15	4	0.5	4.0	NA	NA	1	86	86	0	8	0	0	0	5
2013	Houston	16	4	28	21	7	0.0	0.0	NA	NA	1	0	0	0	7	0	0	0	4
2014	Pittsburgh	14	9	24	16	8	0.0	0.0	NA	NA	3	56	31	1	6	0	1	26	0
2015	Miami	14	11	39	31	8	0.0	0.0	NA	NA	1	0	0	0	10	0	0	0	0
2016	Tennessee	16	10	44	37	7	0.0	0.0	0	1	2	33	33	0	12	0	0	0	2
2017	Tennessee	10	0	6	5	1	0.0	0.0	0	0	0	0	0	0	2	0	0	0	3
NFL Totals		126	40	218	177	41	0.5	4.0	0	1	11	223	86	2	63	0	1	26	24

PLAYOFFS				TACKLES							INTERCEPTIONS					FUMBLES			
Year	Team	GP	GS	Tot	Solo	Asst	Sk	Yds	QBP	TFL	No	Yds	Lg	TD	PD	FF	FR	Yds	SpT
2011	Houston	2	1	0	0	0	0.0	0.0	NA	NA	0	0	0	0	2	0	0	0	0
2012	Houston	0	0	0	0	0	0.0	0.0	NA	NA	0	0	0	0	0	0	0	0	0
2014	Pittsburgh	1	1	6	5	1	0.0	0.0	NA	NA	0	0	0	0	0	0	0	0	0
Playoff Totals		3	2	6	5	1	0.0	0.0	NA	NA	0	0	0	0	2	0	0	0	0

Single-Game Highs

Tackles - 7 (Twice, last at Indianapolis 12/22/11)
 Interceptions - 2 vs. Cincinnati (12/28/14)
 Interception Long - 86 at N.Y. Jets (10/8/12)
 Sacks - 0.5 at N.Y. Jets (10/8/12)
 Passes Defensed - 3 vs. Tennessee (1/1/12)
 Fumble Recovery - 1 vs. Baltimore (11/2/14)

Playoff Single-Game Highs

Tackles - 6 vs. Baltimore (1/3/15)
 Passes Defensed - 2 vs. Cincinnati (1/7/12)

Additional Statistics

Touchdowns - 2, 22-yard interception return at Jacksonville (10/5/14); 38-yard interception at Tennessee (10/23/11)



91 DERRICK MORGAN

OUTSIDE LINEBACKER • 6'4" • 261 LBS

COLLEGE: GEORGIA TECH • ACQUIRED: 1ST ROUND - 2010

NFL EXPERIENCE (NFL/TITANS): 8/8 • HOMETOWN: COATESVILLE, PA.

GAMES PLAYED/GAMES STARTED: 101/90 (PLAYOFFS: 0/0)



PRO: Derrick Morgan was drafted by the Titans with the 16th overall pick in the 2010 NFL Draft, and since then, he has become a consistent presence on the defense, first as a defensive end and more recently as a 3-4 outside linebacker. His 36.5 sacks from 2010–2016 led the Titans. Morgan combines with Brian Orakpo to make a formidable duo as the team's starting outside linebackers. The 6-foot-4-inch, 261-pounder put together the best season of his career in 2016, registering nine sacks, 56 quarterback pressures and 50 tackles. Morgan is an explosive defender equally adept at rushing the passer and stopping the run. The Georgia Tech product has a reputation as a gritty player with a non-stop motor, and he has the ability to play on either side of the defensive line or at outside linebacker.

CAREER HIGHLIGHTS:

- In 2016, tallied a team-leading 56 quarterback pressures. Morgan also recorded a career-high 9.0 sacks, which ranked second on the team and tied for ninth in the AFC.
- In 2015, Morgan recorded 4.5 sacks in the first four games of the season. Since 1982, Morgan's sack total tied for the fourth-best mark for the franchise in a season's first four games. However, Morgan later battled a shoulder injury and was limited to 10 games before being placed on injured reserve.
- In his first season at outside linebacker in 2014, Morgan led the team with 6.5 sacks and tied for the team lead and set career-best marks with 26 quarterback pressures and 13 tackles for loss. He also posted a career-high 82 tackles, nine passes defended and two forced fumbles.
- In 2013, Morgan finished second on the Titans with six sacks and eight quarterback pressures.
- In 2012, Morgan led the team with 6.5 sacks and 19 quarterback pressures, while also posting a career-high 66 tackles.
- In 2011, Morgan appeared in 15 games and led the team with 20 quarterback pressures. He also tallied 47 tackles, 2.5 sacks, three tackles for loss and two passes defended.
- As a rookie in 2010, saw action in four games and amassed 10 tackles and 1.5 sacks before being placed on season-ending injured reserve.
- In 2009, Morgan's junior year, he won Conference Defensive Player of the Year honors after leading the ACC with 12.5 sacks and finishing second in the conference with 18.5 tackles for loss.

TITANS TIDBITS:

- Morgan is a 2016 graduate of the University of Miami's Executive MBA for Artists and Athletes program.
- Morgan helped deliver his daughter at home in April 2015.
- Morgan changed his jersey number from 90 to 91 during the 2012 offseason. He is familiar with the number 91, having worn it during his three seasons at Georgia Tech. Former Titans defensive lineman Jason Jones wore 91 in Morgan's first two seasons with the club.
- Morgan credits his mother, Pamela Sweigart, as his primary role model in life. He also says that she should be credited with his football success, since, even as a single parent, she managed to take him to every practice and every game during his youth.

CAREER TRANSACTIONS:

- The Coatesville, Pa., native was selected by the Titans in the first round (16th overall) of the 2010 NFL Draft.

SEASON RECAPS:

2017 (10/10): Leads the team with six sacks and ranks second on the squad with 37 quarterback pressures. Ranks ninth in franchise history

with 42.5 sacks. With 1.5 sacks at Cleveland (10/22/17), became the ninth player in franchise history to reach 40.0 career sacks. In the "Titans era" (1999–present), only Morgan and Jevon Kearse (52.0) have accomplished the feat. Moved ahead of former defensive end Kyle Vanden Bosch (38.5 career sacks) for ninth place on the team's all-time sack list at Houston (10/11/17). Has led or tied for the team lead in quarterback pressures four times in 2017 (vs. OAK, at JAX, at HOU, vs. BAL). Has led or tied for the team lead in sacks five times in 2017 (vs. OAK, at JAX, at HOU, at CLE, at PIT). Has tied for the team lead in passes defended once in 2017 (at JAX). Played in his 100th career regular season game against Cincinnati (11/12/17).

- Against Oakland (9/10), started at outside linebacker and posted four tackles, a sack, a team-best five quarterback pressures and a team-high two stops for loss. Ended a Raiders' drive by sacking Derek Carr for a seven-yard loss on third-and-13 in the second quarter. Stuffed Marshawn Lynch for a two-yard loss on a third-and-two rush late in the fourth quarter.
- At Jacksonville (9/17), started at outside linebacker and collected four tackles, a sack, a stop for loss, four quarterback pressures and a pass defended. Batted down a pass intended for Ben Koyack in the first quarter. Combined with Kevin Byard to stonewall Leonard Fournette for no gain on a rush off left end in the second quarter. Ended a Jaguars' drive with dropping Blake Bortles for a five-yard sack on third-and-19 in the third quarter. The sack tied Morgan with former Titans defensive end Kyle Vanden Bosch (38.5) for ninth on the team's all-time sack list.
- Against Seattle (9/24), started at outside linebacker and notched three tackles and seven quarterback pressures.
- At Houston (10/1), started at outside linebacker and tallied two tackles, a sack, a team-best five quarterback pressures and a stop for loss. Dropped Tom Savage for an eight-yard sack in the fourth quarter. The sack moved him ahead of former defensive end Kyle Vanden Bosch (38.5 career sacks) for ninth place on the team's all-time sack list.
- At Miami (10/8), started at outside linebacker and totaled two tackles and three quarterback pressures. Combined with Logan Ryan to stuff Jay Ajayi for a two-yard loss on a rush off right tackle in the fourth quarter.
- Against Indianapolis (10/16), started at outside linebacker and recorded a tackle and a quarterback pressure before leaving the game in the third quarter with an injury.
- At Cleveland (10/22), started at outside linebacker and posted three tackles, including 1.5 sacks, a stop for loss and five quarterback pressures. Became the ninth player in franchise history to reach 40.0 career sacks. In the "Titans era" (1999–present), only Morgan and Jevon Kearse (52.0) have accomplished the feat. Dropped Cody Kessler for a five-yard sack in the fourth quarter. Ended a Browns' drive in overtime by combining with Brian Orakpo to sack Cody Kessler for a 12-yard loss on third-and-eight.
- Against Baltimore (11/5), started at outside linebacker and collected three tackles, including a half sack and three quarterback pressures. Halted a Ravens' drive by combining with Karl Klug to sack Joe Flacco for a four-yard loss on third-and-11 late in the second quarter.
- Against Cincinnati (11/12), started at outside linebacker in his 100th career regular season game and recorded a career-best two fumble recoveries. Halted a Bengals' drive by recovering an Andy Dalton fumble after a Brian Orakpo strip-sack on third-and-11 in the second quarter. Collected his second fumble recovery of the afternoon by pouncing on a Dalton aborted snap late in the second quarter.
- At Pittsburgh (11/16), started at outside linebacker and notched four tackles, including a sack, a stop for loss and four quarterback pressures. Ended a Steelers' drive by dropping Ben Roethlisberger for a six-yard sack on third-and-11 in the second quarter.

2016 (15/15): Started 15 games at outside linebacker and ranked second on the squad and tied for ninth in the AFC with a career-best nine sacks. Led the squad with 56 quarterback pressures. Compiled 50 tackles, including four stops for loss and a pass defended. Was inactive for one contest. Led or tied for the team lead in sacks six times in 2016 (at MIA, vs. CLE, vs. IND, vs. JAX, at IND, vs. DEN). Led or tied for the team lead in quarterback pressures eight times in 2016 (vs. CLE, vs. IND, at SD, vs. GB, at IND, at CHI, at JAX, vs. HOU). Registered a career-high nine quarterback pressures at Indianapolis (11/20/16) and at Jacksonville (12/24/16).

- At Miami (10/9), started at outside linebacker and registered four tackles, including two sacks and two quarterback pressures. Dropped Ryan Tannehill for a seven-yard sack in the first quarter. Sacked Tannehill for a two-yard loss midway through the third quarter.
- Against Cleveland (10/16), started at outside linebacker and notched three tackles, including a sack and a team-best and career-high five quarterback pressures. Shot through the line and dropped Cody Kessler for a 10-yard sack late in the fourth quarter.
- Against Indianapolis (10/23), started at outside linebacker and collected four tackles, 1.5 sacks, three quarterback pressures and a tackle for loss. Dropped Andrew Luck for a six-yard sack late in the second quarter. Forced a Colts' field goal by combining with Karl Klug to sack Andrew Luck for a six-yard loss in the third quarter.
- Against Jacksonville (10/27), started at outside linebacker and posted a sack and a quarterback pressure. Ended a Jaguars' drive by dropping Blake Bortles for a six-yard sack on third-and-20, marking his fourth consecutive game with at least one sack.
- At San Diego (11/6), started at outside linebacker and tallied four tackles, including a stop for loss and a team-best four quarterback pressures. Stonewalled Melvin Gordon for a four-yard loss on a rush up the middle in the second quarter.
- Against Green Bay (11/13), started at outside linebacker and notched two tackles, including a sack and tied the team lead with four quarterback pressures. Sacked Aaron Rodgers for a nine-yard loss in the fourth quarter.
- At Indianapolis (11/20), started at outside linebacker and recorded four tackles, 1.5 sacks and a career-best nine quarterback pressures. Combined with Wesley Woodyard to stuff Frank Gore for no gain on a rush up the middle in the second stanza. Dropped Andrew Luck for a five-yard sack early in the third quarter. Halted a Colts' drive by stonewalling Gore for no gain on a third-and-one rush up the middle in the third quarter. Teamed with Austin Johnson to sack Luck for a six-yard loss in the fourth quarter.
- Against Denver (12/11), started at outside linebacker and collected a tackle, a sack and three quarterback pressures. Ended the Broncos' first drive by sacking Trevor Siemian for a six-yard sack on third-and-one.
- At Jacksonville (12/24), started at outside linebacker and posted six tackles, including a stop for loss and a career-best-tying nine quarterback pressures. Stuffed Chris Ivory for a five-yard loss on a rush off right end in the third quarter.
- Against Houston (1/1), started at outside linebacker and registered seven tackles and a team-high eight quarterback pressures.

2015 (10/9): Played in 10 games with nine starts at outside linebacker and registered 34 tackles, 4.5 sacks, 13 quarterback pressures, six tackles for loss, two passes defended and a forced fumble. Was inactive for three games before being placed on injured reserve on Dec. 17, 2015. Led or tied for the team lead in sacks three times in 2015 (at TB, at CLE, vs. BUF). Tied for the team lead in quarterback pressures twice (vs. BUF, at HOU). Tied for the team lead in passes defended twice (vs. IND, at HOU). Tied a career-high with two sacks at Tampa Bay (9/13/15) and became the third player in the Titans era (1999–present) to reach 25 sacks with the club.

- At Tampa Bay (9/13), started at outside linebacker and tied a career-high with two sacks. Collected seven tackles, two quarterback pressures and two tackles for loss. Pushed a Bucs offensive lineman into Jameis Winston and notched a 14-yard sack in the third quarter. Dropped Winston for a two-yard sack in the third quarter.
- At Cleveland (9/20), started at outside linebacker and amassed seven tackles, including a sack, forced fumble and a stop for loss. Combined with Da'Norris Searcy to stop Duke Johnson for no gain on a rush off right guard in the third quarter. Halted a Cleveland drive by sacking Johnny Manziel and forcing a fumble that was recovered by the Browns on third-and-five on the final play of the third quarter.
- Against Indianapolis (9/27), started at outside linebacker and totaled a tackle, a quarterback pressure and a pass defended. Ended a Colts' drive

by knocking down a third-and-four pass intended for Tyler Varga late in the third quarter.

- Against Buffalo (10/11), started at outside linebacker and posted three tackles, including 1.5 sacks, two quarterback pressures and a stop for loss. Halted a Bills' drive by teaming with Jurrell Casey to drop Tyrod Taylor for a five-yard sack on third-and-10 in the second quarter. Ended a Bills' drive by sacking Taylor for an 11-yard loss late in the fourth quarter.
- Against Atlanta (10/25), started at outside linebacker and amassed three tackles, including a stop for loss and two quarterback pressures. Stuffed Tevin Coleman for a one-yard loss on a rush off right tackle in the first quarter.
- At Houston (11/1), started at outside linebacker and registered three tackles, including three quarterback pressures and a pass defended. Batted down a pass intended for DeAndre Hopkins on the first play from scrimmage. Combined with DaQuan Jones to stop Alfred Blue for no gain on a rush off right tackle in the second quarter.

2014 (16/16): Started all 16 games at outside linebacker and led the team with 6.5 sacks. Tied for the team lead and set career-best marks with 26 quarterback pressures and 13 tackles for loss. Posted a career-high 82 tackles, nine passes defended and two forced fumbles. Led or tied for the team lead in tackles twice in 2014 (at PHI, at JAX). Led or tied for the team lead in quarterback pressures eight times in 2014 (at KC, vs. DAL, at IND, vs. CLE, vs. JAX, at WAS, at BAL, at JAX). Led or tied for the team lead in sacks five times in 2014 (at WAS, at BAL, at PHI, vs. NYJ, at JAX). Tied for the team lead in passes defended three times in 2014 (at KC, at BAL, at JAX).

- At Kansas City (9/7), started at outside linebacker and collected four tackles. Tied for the team lead with a career-high tying four quarterback pressures and two passes defended. Knocked down a pass intended for Travis Kelce in the second quarter. Batted down a pass intended for Donnie Avery in the final stanza.
- Against Dallas (9/14), started at outside linebacker and notched five solo tackles and a team-best two quarterback pressures. Stuffed DeMarco Murray for no gain on a rush off right tackle in the second quarter. Teamed with Wesley Woodyard to stop Murray for no gain on a rush off left guard in the third quarter. Stopped DeMarco Murray for no gain on a rush off right guard in the fourth quarter.
- Against Jacksonville (10/12), started at outside linebacker and totaled two tackles, a team-high four quarterback pressures and a pass defended. Batted down a pass intended for Cecil Shorts III on the final drive in the fourth quarter.
- At Washington (10/19), started at outside linebacker and collected seven tackles, including a sack, a forced fumble, two quarterback pressures and two stops for loss. Strip-sacked Kirk Cousins and the fumble was recovered by Avery Williamson in the first quarter. Stonewalled Roy Helu for a three-yard loss on a short pass in the second quarter. Stuffed Roy Helu for a one-yard loss on a rush off right guard late in the fourth quarter.
- At Baltimore (11/9), started at outside linebacker and tallied five tackles, including a sack, a stop for loss, two quarterback pressures and a pass defended. Deflected a pass intended for Crockett Gillmore in the second stanza. Dropped Joe Flacco for an eight-yard sack on the final play of the first half.
- Against Pittsburgh (11/17), started at outside linebacker and notched six tackles, including a half sack and a pass defended. Teamed with Avery Williamson to sack Ben Roethlisberger for a one-yard loss in the second quarter.
- At Philadelphia (11/23), started at outside linebacker and led the team with a career-high 13 tackles, including a sack, three stops for loss and two quarterback pressures. Dropped LeSean McCoy for a one-yard loss on a rush off right end in the third stanza. Sacked Marck Sanchez for a two-yard loss in the fourth quarter. Stuffed Chris Polk for a two-yard loss on the third-and-five run late in the fourth quarter.
- At Houston (11/30), started at outside linebacker and notched six tackles, including two stops for loss and a quarterback pressure. Pounced on Ryan Fitzpatrick for a four-yard loss on a rush up the middle in the first quarter. Teamed with Avery Williamson to stop Damaris Johnson for a seven-yard loss on a reverse in the fourth quarter.
- Against N.Y. Jets (12/14), started at outside linebacker and collected six tackles, including a sack, a stop for loss and a quarterback pressure. Dropped Geno Smith for a nine-yard sack in the fourth quarter.
- At Jacksonville (12/18), started at outside linebacker and tied for the team lead with six tackles, including two sacks, a forced fumble, a stop for loss, a pass defended and a quarterback pressure. Came off the edge and strip-sacked Blake Bortles for a six-yard loss but the fumble was recovered

by the Jaguars in the second quarter. Deflected a pass intended for Allen Hurns late in the second quarter. Ended a Jaguars' drive by dropping Bortles for a six-yard sack on third-and-10 in the fourth quarter.

- Against Indianapolis (12/28), started at outside linebacker and tallied seven tackles, including a team-high three stops for loss and a quarterback pressure. Stuffed Dan Herron for no gain on a rush off right tackle in the third quarter. Tackled Zurlon Tipton for no gain on a third-and-one rush in the fourth quarter. On the next play, stonewalled Tipton for a one-yard loss on a fourth-and-one rush. Nailed Tipton for no gain on a rush off right guard in the final stanza.

2013 (15/14): Played in 15 games with 14 starts at defensive end and ranked second on the team with six sacks and eight quarterback pressures. Registered 54 tackles, including three stops for loss, a pass defended, a forced fumble and a fumble recovery. Led or tied for the team lead in sacks five times in 2013 (at HOU, vs. JAX, vs. IND, at JAX, vs. HOU). Led or tied for the team lead in quarterback pressures six times in 2013 (at PIT, at HOU, vs. SD, vs. NYJ, vs. JAX, vs. IND).

- At Pittsburgh (9/8), started at defensive end and tallied four tackles, including a sack and two quarterback pressures. Dropped Ben Roethlisberger for a five-yard sack on the final play of the first half.
- At Houston (9/15), started at defensive end and compiled four tackles, including a sack, a stop for loss and a quarterback pressure. Stonewalled Arian Foster for a three-yard loss on a rush off left tackle in the third quarter. Dropped Matt Schaub for a seven-yard sack in the fourth quarter.
- Against N.Y. Jets (9/29), started at defensive end and posted four tackles, including a stop for loss and two quarterback pressures. Combined with Michael Griffin to stonewall Alex Green for a two-yard loss on a fourth-and-one toss in the fourth quarter.
- At St. Louis (11/3), started at defensive end and collected two tackles and a fumble recovery. Recovered a Kellen Clemens fumble at the Rams' 19-yard line after a Jurrell Casey strip-sack in the fourth quarter.
- Against Jacksonville (11/10), started at defensive end and notched eight tackles, a sack, a tackle for loss and a quarterback pressure. Stuffed Maurice Jones-Drew for no gain on a rush up the middle in the second quarter. Teamed with Sammie Hill to stuff Jones-Drew for a two-yard loss on a carry off left tackle in the second quarter. Halted a Jaguars' drive by dropping Chad Henne for a nine-yard sack on third-and-six in the fourth quarter. Combined with Michael Griffin to stuff Jones-Drew for a two-yard loss on a rush off right end in the fourth quarter.
- Against Indianapolis (11/14), started at defensive end and compiled five tackles, including a sack and a quarterback pressure. Forced the Colts to settle for a field goal by dropping Andrew Luck for a three-yard sack on third-and-five late in the second quarter.
- At Indianapolis (12/1), started at defensive end and amassed three tackles and a forced fumble. During a Jurrell Casey sack forced an Andrew Luck fumble but the ball was recovered by the Colts in the second quarter.
- At Jacksonville (12/22), started at defensive end and tied for the team lead with a career-high nine tackles, including a sack. Sacked Chad Henne for a seven-yard loss in the third quarter.
- Against Houston (12/29), started at defensive end and tallied four tackles, including a sack. Dropped Matt Schaub for a six-yard sack in the fourth quarter.

2012 (16/16): Started all 16 games at defensive end for the first time in his career. Led the team with 6.5 sacks and 19 quarterback pressures. Also posted a career-high 66 tackles, five tackles for loss, five passes defended, a forced fumble and a fumble recovery. Tied a career-best with eight tackles against New England (9/9/12). Led or tied for the team lead in sacks three times in 2012 (at SD, vs. PIT, vs. JAX). Led or tied for the team lead in quarterback pressures seven times in 2012 (vs. DET, vs. PIT, vs. CHI, at MIA, at JAX, vs. NYJ, at GB). Tied for the team lead in passes defended once in 2012 (at BUF).

- Against New England (9/9), started at defensive end and tied a career-high with eight tackles, including a stop for loss. Stopped Stevan Ridley for a one-yard loss on a rush off right end early in the third quarter. Stuffed Brandon Bolden for no gain on a rush off left tackle late in the fourth quarter.
- At San Diego (9/16), started at defensive end and totaled five tackles, including a sack, a tackle for loss and a quarterback pressure. Teamed with Robert Johnson to stop Curtis Brinkley for a third-yard loss on a rush off right end in the first stanza. Stopped Eddie Royal for a two-yard loss on a short pass in the second quarter. Ended a Chargers' drive by sacking Philip Rivers for a five-yard loss on third-and-four late in the second quarter.
- Against Pittsburgh (10/11), started at defensive end and posted two

tackles, including a sack, a stop for loss, two quarterback pressures and a pass defended. Knocked down a pass intended for Antonio Brown in the second quarter. Ended a Steelers' drive by sacking Ben Roethlisberger for a seven-yard loss on third-and-six in the second quarter. Teamed with Kamerion Wimbley to stop Baron Batch for no gain on a rush up the middle early in the fourth quarter. Stonewalled Batch for a one-yard loss on a rush up the middle in the fourth quarter.

- At Buffalo (10/21), started at defensive end and posted five tackles, a fumble recovery and a pass defended. Teamed with Kamerion Wimbley to stuff C.J. Spiller for a three-yard loss on a rush off right guard in the second stanza. Batted down a pass intended for Fred Jackson in the second quarter. Pounced on a fumble at the Buffalo 32-yard line after Kamerion Wimbley came off the edge and strip-sacked Ryan Fitzpatrick early in the third quarter. Helped get the Titans' offense the ball back late in the fourth quarter by pressuring Ryan Fitzpatrick on a third-and-seven pass that was then intercepted by Jason McCourty along the sideline.

- Against Indianapolis (10/28), started at defensive end and tallied two tackles, a half sack, a forced fumble, a quarterback pressure and a pass defended. Batted down a pass intended for Reggie Wayne at the line of scrimmage in the second quarter. Combined with Kamerion Wimbley to drop Andrew Luck for a four-yard sack and forced a fumble that was recovered by the Colts in the second quarter.
- At Miami (11/11), started at defensive end and recorded three tackles, a team-best four quarterback pressures, a tackle for loss and a pass defended. Stonewalled Reggie Bush for a three-yard loss on a rush off right tackle in the first quarter. Batted down a pass at the line of scrimmage that was intended for Lamar Miller in the second quarter.
- At Indianapolis (12/9), started at defensive end and tallied three tackles, including a sack. Halted a Colts' drive by dropping Andrew Luck for a eight-yard sack on third-and-seven in the second quarter.
- Against N.Y. Jets (12/17), started at defensive end and registered four tackles, including a sack and two quarterback pressures. Sacked Mark Sanchez for a seven-yard loss in the second quarter.
- Against Jacksonville (12/30), started at defensive end and recorded three tackles, including two sacks. Stonewalled Keith Toston for no gain on a Wildcat run in the first quarter. Combined with Kamerion Wimbley to sack Chad Henne for a seven-yard loss in the second quarter. Ended a Jaguars' drive by sacking Chad Henne for a six-yard loss on third-and-five late in the second quarter. Halted a Jaguars' drive by teaming with Akeem Ayers to drop Chad Henne for a six-yard sack on third-and-12 in the fourth quarter.

2011 (15/10): Appeared in 15 games with 10 starts and led the team with 20 quarterback pressures. Added 47 tackles, 2.5 sacks, three tackles for loss and two passes defended. Tied for the team lead in tackles once in 2011 (at IND). Tied for the team lead in sacks twice in 2011 (vs. BAL, at CLE). Led or tied for the team lead in quarterback pressures six times in 2011 (at PIT, vs. IND, vs. CIN, at BUF, vs. NO, vs. JAX). Made his first career start against Indianapolis (10/30/11). Was inactive for the season opener at Jacksonville (9/11).

- Against Baltimore (9/18), returned to the lineup as a reserve defensive end and tallied three tackles, a sack and two quarterback pressures. Dropped Joe Flacco for a five-yard sack on the final play of the game.
- Against Denver (9/25), played in a reserve role at defensive end and notched three tackles, including a stop for loss and a quarterback pressure. Completed a four-play goalline stand by stuffing Willis McGahee for a one-yard loss on a fourth-and-one rush in the final stanza.
- At Cleveland (10/2), played in a reserve role at defensive end and collected three solo tackles, including a sack and a quarterback pressure. Dropped Colt McCoy for a sack late in the fourth quarter.
- Against Indianapolis (10/30), made his first career start at defensive end and posted four tackles, three quarterback pressures and a pass defended. Batted down a pass intended for Pierre Garcon at the line of scrimmage late in the fourth quarter.
- Against Cincinnati (11/6), started at defensive end and notched three tackles, including a stop for loss and a team-best three quarterback pressures. Dropped Cedric Benson for a one-yard loss on a rush off right guard early in the third quarter.
- At Indianapolis (12/18), started at defensive end and tied for the team lead with eight tackles.
- Against Jacksonville (12/24), started at defensive end and totaled seven tackles, a team-best three quarterback pressures, a stop for loss and a pass defended. Stuffed Maurice Jones-Drew for a three-yard loss on a rush off right tackle in the first quarter. Batted down a pass intended for Jarett Dilliard at the line of scrimmage in the second quarter.
- At Houston (1/1), started at defensive end and collected three tackles,

including a half sack and a quarterback pressure. Teamed with Jurrell Casey to drop T.J. Yates for a five-yard sack on the Texans' first play from scrimmage.

2010 (4/0): Appeared in four games as a reserve defensive end and collected 10 tackles and 1.5 sacks. Placed on injured reserve on Oct. 5, 2010 with a knee injury. Collected his first career sack in his first career game against Oakland (9/12/10). Tied for the team lead in sacks once in 2010 (vs. OAK).

- Against Oakland (9/12), played in a reserve role at defensive end in his first NFL contest and posted a sack and a pass defended. Registered his first career sack by dropping Jason Campbell for an eight-yard loss in the first quarter. Batted down a pass intended for Darren McFadden in the fourth quarter.
- Against Pittsburgh (9/19), played in a reserve role at defensive end and collected five tackles, including a half sack. Halted a Steelers' drive by combining with Tony Brown to sack Charlie Batch for a five-yard loss on third-and-15 in the third quarter.
- Against Denver (10/3), played in a reserve role at defensive end before leaving the game in the second quarter with an injury.

COLLEGE:

- In three seasons at Georgia Tech, Morgan totaled 115 tackles, 19.5 sacks, 29.5 tackles for loss, five passes defended, six fumble recoveries and two forced fumbles in 39 games. He played in 12 games as a reserve defensive end during his freshman season and then started all 27 of the team's games during his sophomore and junior seasons at left defensive end. His 19.5 sacks ranked seventh in Georgia Tech history.
- As a junior (2009), named the ACC Defensive Player of the Year after leading the conference (eighth in nation) with 12.5 sacks, which tied for fourth on school's single-season record list. During his team's ACC Championship season, his career-best 55 tackles ranked fifth on the squad. With 18.5 tackles for losses, he ranked second in the ACC and also tied for seventh on Tech's annual record chart. He added one pass defended, two fumble recoveries and two forced fumbles in 14 games. Earned first-team All-American honors from The NFL Draft Report, Associated Press and American Football Coaches Association, and added second-team honors from Walter Camp, *Sports Illustrated* and *The Sporting News*.
- As a sophomore (2008), started all 13 games and ranked second on the team (eighth in ACC) with seven sacks. Also led the team's defensive linemen with 51 tackles and added 9.5 tackles for loss, three passes defended, four fumble recoveries (tied for second in nation) and one blocked field goal.

- As a freshman (2007), saw action in 12 of 13 games as a reserve and registered nine tackles, 1.5 tackles for loss and one pass defended.
- Enrolled in January 2007 and participated in spring practice.
- Majored in business management.

PERSONAL:

- Married and has a son and a daughter.
- Listed by Rivals.com and SuperPrep as the first-overall prospect in Pennsylvania when he was coming out of Coatesville (Pa.) High School. He earned first-team All-State and league Defensive Player of the Year honors after collecting seven sacks, six tackles for loss and 47 tackles as a senior defensive end. He also recorded 523 yards and eight touchdowns as a running back.
- Member of Kappa Alpha Psi fraternity.
- Follow Morgan on Twitter and Instagram at @dmorg91.
- List of favorites: (movie) "Boyz n the Hood"; (TV show) "The Fresh Prince of Bel Air"; (actor) Will Smith; (music artist) The Notorious B.I.G.; (school subject) entrepreneurship; (video game) Call of Duty; (food) pizza; (sports hero) Jerry Rice; and (sports team as a child) San Francisco 49ers.
- Born Derrick Lee Morgan on Jan. 6, 1989 in Lancaster, Pa.

DERRICK MORGAN'S GAME-BY-GAME

2010 Tennessee Titans

Date	Opp	W/L	P/S	Tot Solo	Asst	Sk	- Yds	QBP	TFL	Int -	Yds -	TD	PD	FF	FR -	Yds	SpT	
Sept 12	Oak	W	p	1	1	0	1.0	8.0	1	0	0	0	0	1	0	0	0	0
Sept 19	Pit	L	p	5	2	3	0.5	2.5	0	0	0	0	0	0	0	0	0	0
Sept 26	@ NYG	W	p	4	3	1	0.0	0.0	0	0	0	0	0	0	0	0	0	0
Oct 3	Den	L	p	0	0	0	0.0	0.0	0	0	0	0	0	0	0	0	0	0
Oct 10	@ Dal	Placed on injured reserve on Oct. 5, 2010																
Oct 18	@ Jax																	
Oct 24	Phi																	
Oct 31	@ SD																	
Nov 14	@ Mia																	
Nov 21	Was																	
Nov 28	@ Hou																	
Dec 5	Jax																	
Dec 9	Ind																	
Dec 19	Hou																	
Dec 26	@ KC																	
Jan 2	@ Ind																	
Totals			2-2	4/0	10	6	4	1.5	10.5	1	0	0	0	1	0	0	0	0

2011 Tennessee Titans

Date	Opp	W/L	P/S	Tot Solo	Asst	Sk	- Yds	QBP	TFL	Int -	Yds -	TD	PD	FF	FR -	Yds	SpT	
Sept 11	@ Jax	L	IA															
Sept 18	Bal	W	p	3	3	0	1.0	5.0	2	0	0	0	0	0	0	0	0	0
Sept 25	Den	W	p	3	1	2	0.0	0.0	1	1	0	0	0	0	0	0	0	0
Oct 2	@ Cle	W	p	3	3	0	1.0	1.0	1	0	0	0	0	0	0	0	0	0
Oct 9	@ Pit	L	p	2	0	2	0.0	0.0	2	0	0	0	0	0	0	0	0	0
Oct 23	Hou	L	p	1	0	1	0.0	0.0	0	0	0	0	0	0	0	0	0	0
Oct 30	Ind	W	S	4	2	2	0.0	0.0	3	0	0	0	1	0	0	0	0	0
Nov 6	Cin	L	S	3	1	2	0.0	0.0	3	1	0	0	0	0	0	0	0	0
Nov 13	@ Car	W	S	3	2	1	0.0	0.0	0	0	0	0	0	0	0	0	0	0
Nov 20	@ Atl	L	S	2	1	1	0.0	0.0	0	0	0	0	0	0	0	0	0	0
Nov 27	TB	W	S	0	0	0	0.0	0.0	0	0	0	0	0	0	0	0	0	0
Dec 4	@ Buf	W	S	1	0	1	0.0	0.0	2	0	0	0	0	0	0	0	0	0
Dec 11	NO	L	S	4	1	3	0.0	0.0	2	0	0	0	0	0	0	0	0	0
Dec 18	@ Ind	L	S	8	4	4	0.0	0.0	0	0	0	0	0	0	0	0	0	0
Dec 24	Jax	W	S	7	5	2	0.0	0.0	3	1	0	0	1	0	0	0	0	0
Jan 1	@ Hou	W	S	3	0	3	0.5	2.5	1	0	0	0	0	0	0	0	0	0
Totals			9-7	15/10	47	23	24	2.5	8.5	20	3	0	0	2	0	0	0	0

2012 Tennessee Titans

Date	Opp	W/L	P/S	Tot Solo	Asst	Sk	- Yds	QBP	TFL	Int -	Yds -	TD	PD	FF	FR -	Yds	SpT	
Sept 9	NE	L	S	8	7	1	0.0	0.0	0	1	0	0	0	0	0	0	0	0
Sept 16	@ SD	L	S	5	3	2	1.0	6.0	1	1	0	0	0	0	0	0	0	0
Sept 23	Det	W	S	5	3	2	0.0	0.0	2	0	0	0	0	0	0	0	0	0
Sept 30	@ Hou	L	S	4	3	1	0.0	0.0	1	1	0	0	0	0	0	0	0	0
Oct 7	@ Min	L	S	6	2	4	0.0	0.0	0	0	0	0	0	0	0	0	0	0
Oct 11	Pit	W	S	2	1	1	1.0	7.0	2	1	0	0	1	0	0	0	0	0
Oct 21	@ Buf	W	S	5	1	4	0.0	0.0	0	0	0	0	1	0	1	0	0	0
Oct 28	Ind	L	S	2	0	2	0.5	2.0	1	0	0	0	1	1	0	0	0	0
Nov 4	Chi	L	S	5	1	4	0.0	0.0	1	0	0	0	1	0	0	0	0	0
Nov 11	@ Mia	W	S	3	1	2	0.0	0.0	4	1	0	0	1	0	0	0	0	0
Nov 25	@ Jax	L	S	3	3	0	0.0	0.0	1	0	0	0	0	0	0	0	0	0
Dec 2	Hou	L	S	5	3	2	0.0	0.0	1	0	0	0	0	0	0	0	0	0
Dec 9	@ Ind	L	S	3	3	0	1.0	8.0	0	0	0	0	0	0	0	0	0	0
Dec 17	NYJ	W	S	4	1	3	1.0	7.0	2	0	0	0	0	0	0	0	0	0
Dec 23	@ GB	L	S	3	2	1	0.0	0.0	3	0	0	0	0	0	0	0	0	0
Dec 30	Jax	W	S	3	1	2	2.0	12.5	0	0	0	0	0	0	0	0	0	0
Totals			6-10	16/16	66	35	31	6.5	42.5	19	5	0	0	5	1	1	0	0

2013 Tennessee Titans

Date	Opp	W/L	P/S	Tot Solo	Asst	Sk	- Yds	QBP	TFL	Int -	Yds -	TD	PD	FF	FR -	Yds	SpT		
Sept 8	@ Pit	W	S	4	3	1	1.0	5.0	2	0	0	0	0	0	0	0	0	0	
Sept 15	@ Hou	L	S	4	3	1	1.0	7.0	1	1	0	0	0	0	0	0	0	0	
Sept 22	SD	W	S	4	1	3	0.0	0.0	1	0	0	0	0	0	0	0	0	0	
Sept 29	NYJ	W	S	4	3	1	0.0	0.0	2	1	0	0	0	0	0	0	0	0	
Oct 6	KC	L	S	2	1	1	0.0	0.0	0	0	0	0	0	0	0	0	0	0	
Oct 13	@ Sea	L	p	0	0	0	0.0	0.0	0	0	0	0	0	0	1	0	0	0	
Oct 20	SF	L	IA																
Nov 3	@ StL	W	S	2	1	1	0.0	0.0	0	0	0	0	0	0	0	0	1	0	0
Nov 10	Jax	L	S	8	6	2	1.0	9.0	1	1	0	0	0	0	0	0	0	0	
Nov 14	Ind	L	S	5	3	2	1.0	3.0	1	0	0	0	0	0	0	0	0	0	
Nov 24	@ Oak	W	S	2	1	1	0.0	0.0	0	0	0	0	0	0	0	0	0	0	
Dec 1	@ Ind	L	S	3	0	3	0.0	0.0	0	0	0	0	0	0	1	0	0	0	
Dec 8	@ Den	L	S	2	0	2	0.0	0.0	0	0	0	0	0	0	0	0	0	0	
Dec 15	Ari	L	S	1	1	0	0.0	0.0	0	0	0	0	0	0	0	0	0	0	
Dec 22	@ Jax	W	S	9	5	4	1.0	7.0	0	0	0	0	0	0	0	0	0	0	
Dec 29	Hou	W	S	4	3	1	1.0	6.0	0	0	0	0	0	0	0	0	0	0	
Totals			7-9	15/14	54	31	23	6.0	37.0	8	3	0	0	1	1	1	0	0	

2014 Tennessee Titans

Date	Opp	W/L	P/S	Tot Solo	Asst	Sk	- Yds	QBP	TFL	Int -	Yds -	TD	PD	FF	FR -	Yds	SpT	
Sept 7	@ KC	W	S	4	3	1	0.0	0.0	4	0	0	0	0	2	0	0	0	0
Sept 14	Dal	L	S	5	5	0	0.0	0.0	2	0	0	0	0	0	0	0	0	0
Sept 21	@ Cin	L	S	2	1	1	0.0	0.0	0	0	0	0	0	0	0	0	0	0
Sept 28	@ Ind	L	S	1	0	1	0.0	0.0	3	0	0	0	0	1	0	0	0	0
Oct 5	Cle	L	S	5	4	1	0.0	0.0	2	0	0	0	0	1	0	0	0	0
Oct 12	Jax	W	S	2	1	1	0.0	0.0	4	0	0	0	0	1	0	0	0	0
Oct 19	@ Was	L	S	7	6	1	1.0	8.0	2	2	0	0	0	1	0	0	0	0
Oct 26	Hou	L	S	4	2	2	0.0	0.0	0	0	0	0	0	1	0	0	0	0
Nov 9	@ Bal	L	S	5	2	3	1.0	8.0	2	1	0	0	0	1	0	0	0	0
Nov 17	Pit	L	S	6	1	5	0.5	0.5	0	0	0	0	0	1	0	0	0	0
Nov 23	@ Phi	L	S	13	9	4	1.0	2.0	2	3	0	0	0	0	0	0	0	0
Nov 30	@ Hou	L	S	6	4	2	0.0	0.0	1	2	0	0	0	0	0	0	0	0
Dec 7	NYJ	L	S	3	1	2	0.0	0.0	2	0	0	0	0	0	0	0	0	0
Dec 14	NYJ	L	S	6	3	3	1.0	9.0	1	1	0	0	0	0	0	0	0	0
Dec 18	@ Jax	L	S	6	5	1	2.0	8.0	1	1	0	0	0	1	1	0	0	0
Dec 28	Ind	L	S	7	5	2	0.0	0.0	1	3	0	0	0	0	0	0	0	0
Totals			2-14	16/16	82	52	30	6.5	35									

DERRICK MORGAN'S GAME-BY-GAME CONT.

2016 Tennessee Titans

Date	Opp	W/L	P/S	Tot	Solo	Asst	Sk	- Yds	QBP	TFL	Int-	Yds	-TD	PD	FF	FR-	Yds	SpT	
Sept 11	Min	L	S	4	2	2	0.0	0.0	0	0	0	0	0	0	0	0	0	0	0
Sept 18	@ Det	W	IA																
Sept 25	Oak	L	S	2	2	0	0.0	0.0	0	0	0	0	0	0	0	0	0	0	0
Oct 2	@ Hou	L	S	0	0	0	0.0	0.0	3	0	0	0	0	0	0	0	0	0	0
Oct 9	@ Mia	W	S	4	4	0	2.0	9.0	2	0	0	0	0	0	0	0	0	0	0
Oct 16	Cle	W	S	3	2	1	1.0	10.0	5	0	0	0	0	0	0	0	0	0	0
Oct 23	Ind	L	S	4	2	2	1.5	9.0	3	1	0	0	0	0	0	0	0	0	0
Oct 27	Jax	W	S	1	1	0	1.0	6.0	1	0	0	0	0	0	0	0	0	0	0
Nov 6	@ SD	L	S	4	2	2	0.0	0.0	4	1	0	0	0	0	0	0	0	0	0
Nov 13	GB	W	S	2	2	0	1.0	9.0	4	0	0	0	0	0	0	0	0	0	0
Nov 20	@ Ind	L	S	4	2	2	1.5	8.0	9	0	0	0	0	0	0	0	0	0	0
Nov 27	@ Chi	W	S	2	2	0	0.0	0.0	3	1	0	0	0	1	0	0	0	0	0
Dec 11	Den	W	S	1	1	0	1.0	6.0	3	0	0	0	0	0	0	0	0	0	0
Dec 18	@ KC	W	S	6	1	5	0.0	0.0	2	0	0	0	0	0	0	0	0	0	0
Dec 24	@ Jax	L	S	6	2	4	0.0	0.0	9	1	0	0	0	0	0	0	0	0	0
Jan 1	Hou	W	S	7	4	3	0.0	0.0	8	0	0	0	0	0	0	0	0	0	0
Totals				9-7	15/15	50	29	21	9.0	57.0	56	4	0	0	1	0	0	0	0

2017 Tennessee Titans

Date	Opp	W/L	P/S	Tot	Solo	Asst	Sk	- Yds	QBP	TFL	Int-	Yds	-TD	PD	FF	FR-	Yds	SpT	
Sept 10	Oak	L	S	4	3	1	1.0	7.0	5	2	0	0	0	0	0	0	0	0	0
Sept 17	@ Jax	W	S	4	3	1	1.0	5.0	4	1	0	0	0	1	0	0	0	0	0
Sept 24	Sea	W	S	3	1	2	0.0	0.0	7	0	0	0	0	0	0	0	0	0	0
Oct 1	@ Hou	L	S	2	2	0	1.0	8.0	5	1	0	0	0	0	0	0	0	0	0
Oct 8	@ Mia	L	S	2	1	1	0.0	0.0	3	0	0	0	0	0	0	0	0	0	0
Oct 16	Ind	W	S	1	1	0	0.0	0.0	1	0	0	0	0	0	0	0	0	0	0
Oct 22	@ Cle	W	S	3	2	1	1.5	11.0	5	1	0	0	0	0	0	0	0	0	0
Nov 5	Bal	W	S	3	2	1	0.5	2.0	3	0	0	0	0	0	0	0	0	0	0
Nov 12	Cin	W	S	0	0	0	0.0	0.0	0	0	0	0	0	0	0	0	2	0	0
Nov 16	@ Pit	L	S	4	3	1	1.0	6.0	4	1	0	0	0	0	0	0	0	0	0
Nov 26	@ Ind																		
Dec 3	Hou																		
Dec 10	@ Ari																		
Dec 17	@ SF																		
Dec 24	LAR																		
Dec 31	Jax																		
Totals				6-4	10/10	27	18	9	6.0	39.0	37	6	0	0	0	1	0	2	0

DERRICK MORGAN'S NFL STATISTICS

REGULAR SEASON

Year	Team	GP	GS	TACKLES						INTERCEPTIONS					FUMBLES				
				Tot	Solo	Asst	Sk	Yds	QBP	TFL	No	Yds	Lg	TD	PD	FF	FR	Yds	SpT
2010	Tennessee	4	0	10	6	4	1.5	10.5	1	0	0	0	0	1	0	0	0	0	
2011	Tennessee	15	10	47	23	24	2.5	8.5	20	3	0	0	0	2	0	0	0	0	
2012	Tennessee	16	16	66	35	31	6.5	42.5	19	5	0	0	0	5	1	1	0	0	
2013	Tennessee	15	14	54	31	23	6.0	37.0	8	3	0	0	0	1	1	1	0	0	
2014	Tennessee	16	16	82	52	30	6.5	35.5	27	13	0	0	0	9	2	0	0	0	
2015	Tennessee	10	9	34	20	14	4.5	33.5	13	6	0	0	0	2	1	0	0	0	
2016	Tennessee	15	15	50	29	21	9.0	57.0	56	4	0	0	0	1	0	0	0	0	
2017	Tennessee	10	10	27	18	9	6.0	39.0	37	6	0	0	0	1	0	2	0	0	
NFL Totals		101	90	370	214	156	42.5	263.5	181	40	0	0	0	0	22	5	4	0	0

Single-Game Highs

Tackles - 13 at Philadelphia (11/23/14)
 Sacks - 2 (Four times, last at Miami 10/9/16)
 Quarterback Pressures - 9 (Twice, last at Jacksonville (12/24/16))

Fumble Recovery - 2 vs. Cincinnati (11/12/17)
 Forced Fumble - 1 (Four times, last at Jacksonville 12/18/14)
 Tackles For Loss - 3 (Twice, last vs. Indianapolis 12/28/14)



29 DeMARCO MURRAY

RUNNING BACK • 6'1" • 220 LBS • COLLEGE: OKLAHOMA
ACQUIRED: TRADE (PHI) - 2016 • NFL EXPERIENCE (NFL/TITANS): 7/2
HOMETOWN: LAS VEGAS, NEV.
GAMES PLAYED/GAMES STARTED: 94/81 (PLAYOFFS: 2/2)



Pro Bowl: 2013, 2014, 2016

PRO: Early in the 2016 offseason, the Titans acquired running back DeMarco Murray in a trade with the Philadelphia Eagles. The 6-foot-1-inch, 220-pounder brings stability and veteran leadership to the Titans' running back corps. A three-time Pro Bowler, Murray is known for his physical, downhill running style, but he is also a skilled pass catcher out of the backfield. He started all 16 games at running back in his first season with the Titans, and led the AFC and ranked third in the NFL with 1,287 rushing yards. The University of Oklahoma product enjoyed a stellar 2014, capturing the NFL's rushing title and earning NFL Offensive Player of the Year honors. A former third-round draft choice of Dallas in 2011, Murray spent his first four seasons with the Cowboys before joining the Philadelphia Eagles for the 2015 campaign.

CAREER HIGHLIGHTS:

- In 2016, Murray was named to his third career Pro Bowl after ranking third in the NFL with 1,287 rushing yards and finishing fourth in the NFL with 1,664 yards from scrimmage.
- Murray earned the 2014 NFL rushing title after leading the league and setting Cowboys franchise records in rushing yards (1,845) and scrimmage yards (2,261). His 1,845 yards were 484 more than the next closest rusher (Pittsburgh running back Le'Veon Bell).
- Murray set an NFL record by rushing for 100-plus yards in each of the Cowboys first eight games in 2014, breaking Hall of Famer Jim Brown's previous record of six-consecutive games to start a season set in 1958.
- In 2014, Murray became the fastest player in Dallas history and fifth-fastest player in league annals to reach the 1,000-yard mark, doing so in just eight games.
- Murray garnered Pro Bowl honors in 2013 after completing his first-career 1,000-yard campaign, totaling 1,121 yards and nine touchdowns.
- As a rookie in 2011, Murray rushed for a Dallas Cowboys franchise record 253 yards against St. Louis (10/23/11), the ninth-highest single-game total in NFL history and the second-most by a rookie back.

TITANS TIDBITS:

- He started the DeMarco Murray Foundation with the mission to provide families with seriously and chronically ill children with daily encouragement and life changing experiences. More information is available at DeMarcoMurray.com.
- Murray hosted his first youth football camp in Middle Tennessee in June 2016, welcoming 150 players to the two-day event at D1 Sports Training in Franklin. He hosted the same camp this past offseason.
- Murray led his high school basketball team to a 2005 state title. He was considered a top-30 basketball recruit in the state as well.

CAREER TRANSACTIONS:

- The Las Vegas, Nev., native was originally selected by the Dallas Cowboys in the third round (71st overall) the 2011 NFL Draft.
- Signed by the Philadelphia Eagles as an unrestricted free agent on March 12, 2015.
- Traded from the Philadelphia Eagles along with their 2016 fourth-round selection to the Titans for their 2016 fourth-round selection.

SEASON RECAPS:

2017 (10/10 - Tennessee): Leads the team with 443 rushing yards. Tied for the team lead with four rushing touchdowns. Has led the team in rushing yards four times in 2017 (vs. OAK, vs. SEA, at MIA, at CLE). Has rushed for 100 or more yards 27 times (including the playoffs) in his career, including six times with the Titans and once in 2017 (vs. SEA). Matched

- his career high with three total touchdowns against Cincinnati (11/12/17).
- Against Oakland (9/10), started at running back and carried the ball 12 times for a team-best 44 rushing yards. Hauled in two receptions for 16 yards out of the backfield. Set up the Titans' second field goal with a 21-yard run up the middle in the third quarter.
 - At Jacksonville (9/17), started at running back and carried the ball nine times for 25 yards while registering one catch for three yards.
 - Against Seattle (9/24), started at running back and led the team with 115 rushing yards on 14 carries with a touchdown. Caught one pass for five yards. Gave the Titans a 30-14 advantage with a 75-yard touchdown jaunt off left end late in the third quarter. The 75-yard touchdown run tied for his second-longest career rush.
 - At Houston (10/1), started at running back and rushed seven times for 31 yards. Caught two passes for four yards.
 - At Miami (10/8), started at running back and led the team with 58 rushing yards on 14 carries. Caught four passes for 11 yards out of the backfield.
 - Against Indianapolis (10/16), started at running back and posted 40 rushing yards on 12 carries with a touchdown. Snared four receptions for 47 yards out of the backfield. Extended the Titans' scoring drive with an 18-yard catch on third-and-seven in the first quarter. Kept the Titans' second quarter field goal drive alive with an 11-yard reception on third-and-two in the second stanza. Gave the Titans a 22-19 lead with a three-yard touchdown jaunt up the middle in the fourth quarter.
 - At Cleveland (10/22), started at running back and led the team with 59 rushing yards on 18 carries. Hauled in three receptions for 17 yards. On his second reception of the game, hit the 2,000-yard career receiving mark.
 - Against Baltimore (11/5), started at running back and rushed nine times for 19 yards and caught two passes for 22 yards.
 - Against Cincinnati (11/12), started at running back and carried the ball 14 times for 42 yards with two rushing touchdowns. Caught four passes for 30 yards with the game-winning receiving score. Murray's three total touchdowns matched his career high. Gave the Titans an early 7-0 lead with a two-yard touchdown run off right guard with 7:56 left to play in the opening quarter. Increased the Titans lead to 14-6 with a one-yard touchdown plunge in the second quarter. Kept the Titans' scoring drive just before the half alive with a three-yard run on third-and-one. Gave the Titans a 24-20 advantage with the game-winning scoring reception from seven yards out which included a dive to the goalline with 36 seconds remaining in the game.
 - At Pittsburgh (11/16), started at running back and rushed eight times for 10 yards. Hauled in five receptions for 37 yards out of the backfield.

2016 (16/16 - Tennessee): Named to the Pro Bowl. Started all 16 games at running back in his first season with the Titans and led the AFC and ranked third in the NFL with 1,287 rushing yards. Ranked second in the AFC and fourth in the NFL with 1,664 yards from scrimmage. Led the team, tied for third in the AFC and tied for ninth in the NFL with 12 total touchdowns. Ranked second in the AFC and fourth in the NFL with 84 first downs. Ranked third on the team with 53 receptions. Led the team in rushing yards 14 times in 2016 (vs. MIN, at DET, vs. OAK, at HOU, at MIA, vs. CLE, vs. IND, vs. JAX, at SD, vs. GB, at IND, vs. DEN, at KC, at JAX). Led or tied for the team lead in receptions five times in 2016 (at DET, vs. OAK, at MIA, at SD, at CHI). Recorded a career-best two receiving touchdowns against Minnesota (9/11/16).

• Against Minnesota (9/11), made his Titans debut as the starter at running back and led the team with 42 rushing yards on 13 carries. Hauled in five receptions for 35 yards and a career-high two receiving touchdowns. Extended the Titans' lead to 10-0 by hauling in a pass and flipping into the end zone for a six-yard touchdown with 41 seconds remaining in the first

half. Concluded the Titans scoring with a four-yard touchdown catch with less than a minute remaining in the fourth quarter.

- At Detroit (9/18), started at running back and led the team with 89 rushing yards on 12 carries. Led the team with seven receptions for 56 yards. Murray's 145 scrimmage yards were the most by a Titans running back since Chris Johnson totaled 170 scrimmage yards (150 rushing, 20 receiving) at St. Louis on Nov. 3, 2013. Flipped field position with a 67-yard run up the middle to the Lions' 26-yard line in the second quarter.
- Against Oakland (9/25), started at running back and led the team with 114 rushing yards on 16 carries with a touchdown. Led the team with five catches for 41 yards. It was his 22nd career 100-yard rushing game and first with the Titans. Kickstarted the Titans' touchdown drive with a 36-yard jaunt off left end in the third quarter. Cut the Raiders' lead to 17-10 with a five-yard touchdown run with 5:51 left to play in the third quarter.
- At Houston (10/2), started at running back and led the team with 95 rushing yards on 25 carries with two touchdowns. Grabbed two passes for 24 yards. Cut the Texans' lead to 17-10 with a two-yard touchdown plunge with 11:21 remaining in the second quarter. Evened the score at 17-17 with a one-yard touchdown run on third-and-one with 2:28 left to play in the first half.
- At Miami (10/9), started at running back and carried the ball 27 times for a team-best 121 rushing yards. Tied for the team lead with five catches for 16 yards.
- Against Cleveland (10/16), started at running back and carried the ball 21 times for a team-best 65 rushing yards with a touchdown. Extended the Titans' lead to 21-13 with a three-yard touchdown plunge with 9:33 left to play in the third quarter.
- Against Indianapolis (10/23), started at running back and led the team with 107 rushing yards on 25 carries with a touchdown. Hauled in three catches for 20 yards. Cut the Colts lead to 17-13 with a one-yard touchdown plunge with 34 seconds remaining in the first half.
- Against Jacksonville (10/27), started at running back and led the team with 123 rushing yards on 21 carries with a touchdown. Hauled in one reception for five yards. Gave the Titans a 24-0 lead by reversing field and scoring on a 14-yard run off left end with 7:09 left to play in the first half.
- At San Diego (11/6), started at running back and carried the ball 14 times for 51 yards with a touchdown. Led the team with seven receptions for 29 yards. Capped the Titans' scoring with an extra-effort, one-yard touchdown plunge with less than three minutes left to play in the game.
- Against Green Bay (11/13), started at running back and led the team with 123 rushing yards on 17 carries, including a 75-yard score. Collected his first career touchdown pass and hauled in two receptions for 33 yards. Gave the Titans an early 7-0 lead with a 75-yard touchdown jaunt off left tackle on the Titans' first play from scrimmage. With his 75-yard touchdown run tied Earl Campbell's franchise record, set in 1979, of five consecutive games with a rushing touchdown. Gave the Titans a 14-0 lead by registering his first career pass, a 10-yard touchdown toss to Delanie Walker with 6:58 remaining in the first quarter. Scored a touchdown on a 75-yard run and added his first career touchdown pass, becoming the first Titans non-quarterback since Earl Campbell in 1980 (Sept. 7 at Pittsburgh) to rush for a touchdown and pass for a touchdown in the same game.
- At Indianapolis (11/20), started at running back and led the team with 70 rushing yards on 21 carries. Pulled in three receptions for nine yards with a touchdown. Reached the 1,000-yard rushing mark for the third time in his six-year career and for the first time as a member of the Titans. Cut the Colts' lead to 21-7 with a leaping, three-yard touchdown reception on third-and-goal with 20 seconds remaining in the first half. Became the second player in franchise history to record at least one touchdown in six consecutive games, joining Bill Groman, who had eight straight games with a touchdown in 1961.
- Against Denver (12/11), started at running back and led the team with 92 rushing yards on 21 carries with a touchdown. Gave the Titans an early 7-0 lead with a one-yard touchdown plunge on a third-and-goal rush off left tackle.
- At Kansas City (12/18), started at running back and led the team with 89 rushing yards on 18 carries. Hauled in five receptions for 52 yards out of the backfield.

2015 (15/8 - Philadelphia): Played in 15 games with eight starts for the Eagles. Amassed a team-best 702 rushing yards on 193 carries with six touchdowns. Collected 44 receptions for 322 yards with a touchdown.

- At Atlanta (9/14), scored two touchdowns (one rushing, one receiving) in his Eagles debut.
- Against New Orleans (10/11), led the team with 83 rushing yards and seven receptions, while amassing 120 yards of total offense. Also scored

on a four-yard run.

- Against N.Y. Giants (10/19), posted 112 yards rushing on 21 carries and collected a 12-yard touchdown run.
- At Dallas (11/8), registered 161 total yards of offense (83 rushing, 78 receiving), including a one-yard touchdown run and a career-long 44-yard catch.

2014 (16/16, 2/2 - Dallas): Garnered 2014 NFL Offensive Player of the Year, first-team AP All-Pro and Pro Bowl honors after leading the league with 1,845 rushing yards and 2,261 scrimmage yards. Became the first Cowboys running back to lead the league in rushing since Emmitt Smith in 1995. His 12 games of 100-plus yards was tied for the second-highest total in NFL history. Earned NFC Offensive Player of the Month honors in both September and October, becoming just the third running back (Smith in 1992 and Barry Sanders in 1997) to accomplish the feat in consecutive months. Was named the FedEx Ground Player of the Week five times, the highest total in the NFL in 2014. Tied for the league lead with 13 rushing scores and added 57 catches for 416 yards (7.3 avg.) out of the backfield.

- Against San Francisco (9/7), rushed for his eighth-career 100-yard game (118) on 22 carries with a touchdown. Also became the first player to hit 100 yards against the 49ers in San Francisco's previous 17 games.
- At Tennessee (9/14), notched 115 first-half rushing yards, the most in the first half in his career and the fourth-most by a Cowboy in a half since 1991, while finishing the contest with 167 yards a touchdown.
- Against New Orleans (9/28), became only the fourth running back in NFL history to open the season with at least 100 yards rushing and a touchdown in each of the first four games of a season after rushing for 149 yards and two touchdowns. Also became the 12th player in team history with 20 career rushing touchdowns.
- At Seattle (10/12), joined Jim Brown (1958) as the only players in NFL history to rush for 100 yards in each of the first six games of a season with 115 yards and a touchdown on 29 carries.
- Against N.Y. Giants (10/19), rushed for 128 yards and a touchdown, becoming the first player in league history to break the 100-yard mark in each of the first seven games of a season.
- Against Washington (10/27), became the first player in NFL history with eight straight 100-yard outings to open a season after tallying 141 yards on 19 carries. Also became the fastest Cowboy to reach 1,000 yards in a season and tied for the fifth-fastest in NFL history. Additionally, set a career high with 80 receiving yards, including a then-career-long reception of 34 yards, and his second-best scrimmage-yard total (221).
- At N.Y. Giants (11/23), notched his 10th 100-yard rushing game of the season, totaling 121 yards on 24 carries while becoming the seventh Cowboy in team history to reach 4,000 career rushing yards.
- At Chicago (12/4), rushed a career-high 32 times for a season-high 179 yards and one touchdown. Also led the team with a career-high nine receptions and his 41 touches rank second in Cowboys single-game history.
- At Washington (12/28), eclipsed the 100-yard mark for the 12th time in 2014, rushing for 100 yards and a touchdown. The touchdown marked his 13th rushing score of the year, which tied for fifth in team history and also tied for the NFL lead (Seattle RB Marshawn Lynch).
- In the Divisional Playoff round at Green Bay (1/11), rushed for 123 yards and a touchdown on 25 carries. His 123 yards ranked ninth in Cowboys single-game playoff history and he became the first Cowboy since Smith in 1995-96 to rush for a touchdown in consecutive playoff games.

2013 (14/14 - Dallas): Was named to the Pro Bowl for the first time in his career, finishing the season with 1,121 yards and nine touchdowns on 217 carries (5.2 avg.), while adding 53 catches for 350 yards and a touchdown.

- Against St. Louis (9/22), rushed for 175 yards and a touchdown in a win.
- At New Orleans (11/10), tallied 89 yards and a touchdown on 16 carries.
- Against Oakland (11/28), recorded his first-career multi-touchdown game in a Thanksgiving Day win, becoming the first Cowboy since Julius Jones in 2004 to record three rushing touchdowns in a game.
- At Chicago (12/9), registered his second 100-yard contest of the season, leading the team with 146 yards rushing.
- At Green Bay (12/15), scored one touchdown and rushed for 134 yards on 18 carries for his second-consecutive 100-yard game.
- At Washington (12/22), corralled the first receiving touchdown of his career - a game-winner. Also added 96 yards and a touchdown on the ground.

2012 (10/10 - Dallas): Led the Cowboys in all rushing categories with 663 yards and four touchdowns on 161 carries over 10 games.

- At N.Y. Giants (9/5), opened the season with a game-high 131 rushing yards on 20 carries.
- Against Philadelphia (12/2), carried 23 times for 83 yards and a touchdown in his first game back following a foot injury.
- Recorded a touchdown in three-consecutive games: against Philadelphia (12/2), at Cincinnati (12/9) and against Pittsburgh (12/16).

2011 (13/7 - Dallas): Appeared in 13 games with seven starts as a rookie, and lead the team with 897 rushing yards and 164 carries. His 5.5 yards-per-carry average was tops among NFL running backs with at least 150 carries.

- Earned PWFA All-Rookie Team honors and was also named the NFL's Offensive Rookie of the Month in November.
- Rushed for 139 yards against Seattle (11/6) and 135 yards and a touchdown against Buffalo (11/13), capping a four-game span in which he rushed for 601 yards - the most ever by a Cowboy over a four-game stretch and tied for fifth all-time among NFL rookies over the period.
- Against St. Louis (10/23), established a single-game Cowboys rushing record with his 253-yard performance. Scored his first-career touchdown on a 91-yard run, the longest first-career touchdown run since the league merger in 1970.

COLLEGE:

- Finished his Oklahoma career as the school's career all-purpose yardage leader (6,718) and also owns the Sooners record for career touchdowns (65) and career receiving yards by a running back (1,571).
- Was just the second player in Oklahoma history to surpass 1,000 yards in three categories with 3,685 rushing yards, 1,571 receiving yards and 1,462 kick return yards.
- Ranks sixth in school history with 3,685 total rushing yards over his four-year career.
- As a senior (2010), was a consensus first-team All-Big 12 selection and Sports Illustrated honorable mention All-America honoree. Started all 14 games and tallied 1,214 yards and 15 touchdowns, while adding 71 catches for 594 yards and five touchdowns
- His 2,057 all-purpose yards as a senior rank fourth in school history and he became the first player to record two 2,000-yard seasons during his Oklahoma career.
- As a junior (2009), was named second-team All-Big 12 by the league's coaches and earned honorable mention all-conference honors from the AP after finishing second on the team in both rushing (705 yards and eight touchdowns) and receiving (41 catches for 522 yards and four touchdowns).
- As a sophomore (2008), set the Oklahoma record for single-season all-purpose yards with 2,171 total yards, helping pace an offense that led the Sooners to the BCS National Title Game.
- Earned first-team All-Big 12 honors from the conference's coaches and second-team honors from the AP in 2008, leading the team in rushing (1,002 yards) as well as kick returns with 774 yards, the second-highest total in school history.
- As a redshirt freshman (2007), garnered Freshman All-America honors from Rivals.com and was an honorable mention All-Big 12 selection after tying the Oklahoma freshman record of 15 touchdowns previously held solely by Adrian Peterson.

- Set an Sooners record with five touchdowns in his debut game vs. North Texas (9/1/07).
- Redshirted in 2006.
- Was a four-time Academic All-Big 12 honoree during his career.
- Graduated from Oklahoma with a degree in communications and a double minor in business and African American studies.

PERSONAL:

- DeMarco and his wife, Heidi, have a daughter, Savanna June Murray, and a son, Parker Ray Murray.
- Attended Bishop Gorman (Las Vegas, Nev.) High School. Earned all-state honors and was named the 2005 Sunset Region Offensive Player of the Year as a senior after rushing for 1,947 yards with 27 touchdowns and catching 22 passes for 724 yards with seven touchdowns.
- Was an all-conference selection in each of his final three prep years.
- Also recorded 64 tackles, three sacks and two interceptions while playing defensive back at Bishop Gorman.
- Helped lead Bishop Gorman to a 2005 Nevada state title.
- Follow Murray on Twitter and Instagram at @DeMarcoMurray.
- Born DeMarco Murray on Feb. 12, 1988 in Las Vegas, Nev.

DeMARCO MURRAY'S GAME-BY-GAME

2011 Dallas Cowboys

Date	Opp	W/L	P/S	RUSHING					RECEIVING						
				Att	Yds	Avg	Lg	TD	No	Yds	Avg	Lg	TD		
Sept 11	@ NYJ	L	p	2	0	0.0	0	0	1	13	13.0	13	0		
Sept 18	@ SF	W	p	6	21	3.5	8	0	1	4	4.0	4	0		
Sept 26	Was	W	p	2	6	3.0	6	0	0	0	-	-	0		
Oct 2	Det	L	p	4	12	3.0	7	0	1	-1	-1.0	-1	0		
Oct 16	@ NE	L	p	11	34	3.1	8	0	1	7	7.0	7	0		
Oct 23	StL	W	p	25	253	10.1	91t	1	0	0	-	-	0		
Oct 30	@ Phi	L	S	8	74	9.3	26	0	1	-2	-2.0	-2	0		
Nov 6	Sea	W	S	22	139	6.3	32	0	4	47	11.8	17	0		
Nov 13	Buf	W	S	20	135	6.8	25	1	6	36	6.0	17	0		
Nov 20	@ Was	W	S	25	73	2.9	8	0	6	32	5.3	14	0		
Nov 24	Mia	W	S	22	87	4.0	18	0	4	41	10.3	18	0		
Dec 4	@ Ari	L	S	12	38	3.2	7	0	0	0	-	-	0		
Dec 11	@ NYG	L	S	5	25	5.0	9	0	1	6	6.0	6	0		
Dec 17	@ TB	Placed on injured reserve on Dec 13, 2011													
Totals		7-6	13/7	164	897	5.5	91t	2	26	183	7.0	18	0		

2012 Dallas Cowboys

Date	Opp	W/L	P/S	RUSHING					RECEIVING				
				Att	Yds	Avg	Lg	TD	No	Yds	Avg	Lg	TD
Sept 5	@ NYG	W	S	20	131	6.6	48	0	2	9	4.5	9	0
Sept 16	@ Sea	L	S	12	44	3.7	9	0	4	31	7.8	15	0
Sept 23	TB	W	S	18	38	2.1	11t	1	3	17	5.7	14	0
Oct 1	Chi	L	S	11	24	2.2	11	0	7	57	8.1	20	0
Oct 14	@ Bal	L	S	14	93	6.6	28	0	1	4	4.0	4	0
Oct 21	@ Car	W	IA										
Oct 28	NYG	L	IA										
Nov 4	@ Atl	L	IA										
Nov 11	@ Phi	W	IA										
Nov 18	Cle	W	IA										
Nov 22	Was	L	IA										
Dec 2	Phi	W	S	23	83	3.6	27	1	4	19	4.8	11	0
Dec 9	@ Cin	W	S	21	53	2.5	7	1	4	22	5.5	7	0
Dec 16	Pit	W	S	14	81	5.8	28	1	4	31	7.8	13	0
Dec 23	NO	L	S	11	40	3.6	9	0	4	51	12.8	22	0
Dec 30	@ Was	L	S	17	76	4.5	21	0	2	10	5.0	6	0
Totals		8-8	10/10	161	663	4.1	48	4	35	251	7.2	22	0

2013 Dallas Cowboys

Date	Opp	W/L	P/S	RUSHING					RECEIVING				
				Att	Yds	Avg	Lg	TD	No	Yds	Avg	Lg	TD
Sept 8	NYG	W	S	20	86	4.3	13	0	8	39	4.9	11	0
Sept 15	@ KC	L	S	12	25	2.1	6	0	5	49	9.8	17	0
Sept 22	StL	W	S	26	175	6.7	41	1	3	28	9.3	17	0
Sept 29	@ SD	L	S	14	70	5.0	14	0	5	22	4.4	9	0
Oct 6	Den	L	S	12	43	3.6	13	1	1	5	5.0	5	0
Oct 13	Was	W	S	7	29	4.1	11	1	2	21	10.5	16	0
Oct 20	@ Phi	W	IA										
Oct 27	@ Det	L	IA										
Nov 3	Min	W	S	4	31	7.8	27	0	6	19	3.2	12	0
Nov 10	@ NO	L	S	16	89	5.6	35	1	1	6	6.0	6	0
Nov 24	@ NYG	W	S	14	86	6.1	30	0	3	40	13.3	22	0
Nov 28	Oak	W	S	17	63	3.7	11	3	5	39	7.8	10	0
Dec 9	@ Chi	L	S	18	146	8.1	21	0	2	9	4.5	6	0
Dec 15	GB	L	S	18	134	7.4	41	1	4	19	4.8	10	0
Dec 22	@ Was	W	S	22	96	4.4	43	1	3	15	5.0	10t	1
Dec 29	Phi	L	S	17	48	2.8	9	0	5	39	7.8	18	0
Totals		8-8	14/14	217	1121	5.2	43	9	53	350	6.6	22	1

2014 Dallas Cowboys

Date	Opp	W/L	P/S	RUSHING					RECEIVING				
				Att	Yds	Avg	Lg	TD	No	Yds	Avg	Lg	TD
Sept 7	SF	L	S	22	118	5.4	15	1	3	25	8.3	13	0
Sept 14	@ Ten	W	S	29	167	5.8	22	1	1	6	6.0	6	0
Sept 21	@ StL	W	S	24	100	4.2	44	1	4	31	7.8	11	0
Sept 28	NO	W	S	24	149	6.2	28t	2	1	6	6.0	6	0
Oct 5	Hou	W	S	31	136	4.4	17	0	6	56	9.3	16	0
Oct 12	@ Sea	W	S	28	115	4.1	25	1	6	31	5.2	14	0
Oct 19	NYG	W	S	28	128	4.6	21	1	1	4	4.0	4	0
Oct 27	Was	L	S	19	141	7.4	51	0	4	80	20.0	34	0
Nov 2	Ari	L	S	19	79	4.2	17	0	4	11	2.8	5	0
Nov 9	@ Jax	W	S	19	100	5.3	23	0	6	31	5.2	17	0
Nov 23	@ NYG	W	S	24	121	5.0	18	0	2	22	11.0	15	0

Nov 27	Was	L	S	20	73	3.7	9	1	6	40	6.7	15	0
Dec 4	@ Chi	W	S	32	179	5.6	40	1	9	49	5.4	11	0
Dec 14	@ Phi	W	S	31	81	2.6	21	2	1	3	3.0	3	0
Dec 21	Ind	W	S	22	58	2.6	11	1	0	0	-	-	0
Dec 28	@ Was	W	S	20	100	5.0	32	1	3	21	7.0	10	0
Totals		12-4	16/16	392	1845	4.7	51	13	57	416	7.3	34	0

Playoffs

Jan 4	Det	W	S	19	75	3.9	18	1	3	22	7.3	13	0
Jan 11	@ GB	L	S	25	123	4.9	30	1	1	5	5.0	5	0
Totals		1-1	2/2	44	198	4.5	30	2	4	27	6.8	13	0

2015 Philadelphia Eagles

Date	Opp	W/L	P/S	RUSHING					RECEIVING				
				Att	Yds	Avg	Lg	TD	No	Yds	Avg	Lg	TD
Sept 14	@ Atl	L	S	8	9	1.1	8t	1	4	11	2.8	6	1
Sept 20	Dal	L	S	13	2	0.2	9	0	5	53	10.6	22	0
Sept 27	@ NYJ	W	IA										
Oct 4	@ Was	L	p	8	36	4.5	20	0	2	12	6.0	8	0
Oct 11	NO	W	S	20	83	4.2	24	1	7	37	5.3	13	0
Oct 19	NYG	W	p	21	112	5.3	21	1	3	14	4.7	7	0
Oct 25	@ Car	L	S	18	65	3.6	11	0	2	5	2.5	3	0
Nov 8	@ Dal	W	S	18	83	4.6	20	1	6	78	13.0	44	0
Nov 15	Mia	L	S	22	61	2.8	13	0	6	58	9.7	20	0
Nov 22	TB	L	S	13	64	4.9	16	0	4	27	6.8	11	0
Nov 26	@ Det	L	S	14	30	2.1	19	0	0	0	-	-	0
Dec 6	@ NE	W	p	8	24	3.0	19	0	0	0	-	-	0
Dec 13	Buf	W	p	11	34	3.1	7	0	2	3	1.5	4	0
Dec 20	Ari	L	p	2	3	1.5	2	0	0	0	-	-	0
Dec 26	Was	L	p	5	27	5.4	12	1	3	24	8.0	13	0
Jan 3	@ NYG	W	p	12	69	5.8	54t	1	0	0	-	-	0
Totals		7-9	15/8	193	702	3.6	54t	6	44	322	7.3	44	1

2016 Tennessee Titans

Date	Opp	W/L	P/S	RUSHING					RECEIVING				
				Att	Yds	Avg	Lg	TD	No	Yds	Avg	Lg	TD
Sept 11	Min	L	S	13	42	3.2	12	0	5	35	7.0	14	2
Sept 18	@ Det	W	S	12	89	7.4	67	0	7	56	8.0	22	0
Sept 25	Oak	L	S	16	114	7.1	36	1	5	41	8.2	16	0
Oct 2	@ Hou	L	S	25	95	3.8	14	2	2	24	12.0	14	0
Oct 9	@ Mia	W	S	27	121	4.5	14	0	5	16	3.2	7	0
Oct 16	Cle	W	S	21	65	3.1	16	1	0	0	-	0	0
Oct 23	Ind	L	S	25	107	4.3	14	1	3	20	6.7	13	0
Oct 27	Jax	W	S	21	123	5.9	22	1	1	5	5.0	5	0
Nov 6	@ SD	L	S	14	51	3.6	13	1	7	29	4.1	10	0
Nov 13	GB	W	S	17	123	7.2	75t	1	2	33	16.5	35	0
Nov 20	@ Ind	L	S	21	70	3.3	8	0	3	9	3.0	4	1
Nov 27	@ Chi	W	S	17	43	2.5	10	0	5	41	8.2	16	0
Dec 11	Den	W	S	21	92	4.4	11	1	0	0	-	0	0
Dec 18	@ KC	W	S	18	89	4.9	12	0	5	52	10.4	19	0
Dec 24	@ Jax	L	S	14	42	3.0	11	0	2	18	9.0	18	0
Jan 1	Hou	W	S	11	21	1.9	7	0	1	-2	-2.0	-2	0
Totals		9-7	16/16	293	1,287	4.4	75t	9	53	377	7.1	35	3

2017 Tennessee Titans

Date	Opp	W/L	P/S	RUSHING					RECEIVING				
				Att	Yds	Avg	Lg	TD	No	Yds	Avg	Lg	TD
Sept 10	Oak	L	S	12	44	3.7	21	0	2	16	8.0	12	0
Sept 17	@ Jax	W	S	9	25	2.8	7						

DeMARCO MURRAY'S NFL STATISTICS

REGULAR SEASON

Year	Team	REGULAR SEASON		RUSHING					RECEIVING				
		GP	GS	No	Yds	Avg	Lg	TD	Att	Yds	Avg	Lg	TD
2011	Dallas	13	7	164	897	5.5	91t	2	26	183	7.0	18	0
2012	Dallas	10	10	161	663	4.1	48	4	35	251	7.2	22	0
2013	Dallas	14	14	217	1,121	5.2	43	9	53	350	6.6	22	1
2014	Dallas	16	16	392	1,845	4.7	51	13	57	416	7.3	34	0
2015	Philadelphia	15	8	193	702	3.6	54t	6	44	322	7.3	44	1
2016	Tennessee	16	16	293	1,287	4.4	75t	9	53	377	7.1	35	3
2017	Tennessee	10	10	117	443	3.8	75t	4	28	192	6.9	18	1
NFL Totals		94	81	1,537	6,958	4.5	91t	47	296	2,091	7.1	44	6

PLAYOFFS

Year	Team	PLAYOFFS		RUSHING					RECEIVING				
		GP	GS	No	Yds	Avg	Lg	TD	Att	Yds	Avg	Lg	TD
2014	Dallas	2	2	44	198	4.5	30	2	4	27	6.8	13	0
NFL Totals		2	2	44	198	4.5	30	2	4	27	6.8	13	0

Single-Game Highs

Rushing Attempts - 32 at Chicago (12/4/14)
 Rushing Yards - 253 vs. St. Louis (10/23/11)
 Long Rush - 91t vs. St. Louis (10/23/11)
 Rushing Touchdowns - 3 vs. Oakland (11/28/13)
 Receptions - 9 at Chicago (12/4/14)
 Receiving Yards - 80 vs. Washington (10/27/14)
 Long Reception - 44 at Dallas (11/8/15)
 Receiving Touchdown - 2 vs. Minnesota (9/11/16)

Playoff Single-Game Highs

Rushing Attempts - 25 at Green Bay (1/11/15)
 Rushing Yards - 123 at Green Bay (1/11/15)
 Long Rush - 30 at Green Bay (1/11/15)
 Rushing Touchdowns - 1 (Twice, last at Green Bay 1/11/15)
 Receptions - 3 vs. Detroit (1/4/15)
 Receiving Yards - 22 vs. Detroit (1/4/15)
 Long Reception - 13 vs. Detroit (1/4/15)

Additional Statistics

Passing - 10-yard touchdown pass to Delanie Walker (vs. Green Bay, 11/13/16)
 Kickoff Returns - 2 for 36 yards, 22 long (2011)
 Fumble Recovery - 1 (2016)



98 BRIAN ORAKPO

OUTSIDE LINEBACKER • 6'4" • 257 LBS • COLLEGE: TEXAS
ACQUIRED: UNRESTRICTED FREE AGENT (WASHINGTON) - 2015
NFL EXPERIENCE (NFL/TITANS): 9/3 • HOMETOWN: HOUSTON, TEXAS
GAMES PLAYED/GAMES STARTED: 113/113 (PLAYOFFS: 0/0)



Captain: 2015, 2016, 2017



Pro Bowl: 2009, 2010, 2013, 2016

PRO: The Titans entered the 2015 NFL free agency period looking to add pass rushing talent from the outside linebacker spot in their 3-4 defensive alignment. The club found just that when they signed Brian Orakpo as an unrestricted free agent on March 13, 2015. The 6-foot-4-inch, 257-pounder arrived in Tennessee as a three-time Pro Bowl selection, having registered 40 career sacks and 156 quarterback pressures in six seasons (2009-14) with the Washington Redskins. In his first campaign with the Titans, he tied for the team lead with seven sacks, and in 2016, he earned his fourth Pro Bowl berth while leading the team with 10.5 sacks and ranking second on the squad with 49 quarterback pressures. The University of Texas product was originally drafted by the Redskins in the first round (13th overall) of the 2009 NFL Draft.

CAREER HIGHLIGHTS:

- In 2016, Orakpo was named to his fourth Pro Bowl after leading the team and tying for sixth in the AFC in sacks with 10.5. He also ranked second on the team with 49 quarterback pressures.
- In 2015, Orakpo started all 16 games in his first season with the Titans and tied for the team lead with seven sacks. He also led the squad with 12 tackles for loss and 37 quarterback pressures.
- In 2013, Orakpo earned his third career Pro Bowl berth after leading the Redskins with 10 sacks.
- Orakpo led or tied for the team lead in sacks in each of his first three seasons with the Redskins.
- In 2009, Orakpo was selected to his second consecutive Pro Bowl after leading the squad with 8.5 sacks.
- In 2009, Orakpo earned a Pro Bowl berth and was named to the PFWA/PFWA All-Rookie Team after setting a Redskins rookie record and leading all NFL rookies with 11 sacks.

TITANS TIDBITS:

- Orakpo annually hosts The Brian Orakpo Leukemia Golf Classic to raise money for the National Capital Area Chapter of the Leukemia and Lymphoma Society.
- Orakpo is a good friend with former Titans safety Michael Griffin. The two played together for three seasons at the University of Texas and Griffin was an integral part in helping recruit Orakpo to Nashville.

CAREER TRANSACTIONS:

- The Houston, Texas, native was selected by the Washington Redskins in the first round (13th overall) of the 2009 NFL Draft.
- Signed by the Redskins as their franchise player on March 27, 2014.
- Signed by the Titans as an unrestricted free agent on March 13, 2015.

SEASON RECAPS:

2017 (10/10 - Tennessee): Leads the team with 44 quarterback pressures. Has led or tied for the team lead in quarterback pressures six times in 2017 (at JAX, vs. SEA, at MIA, at CLE, vs. CIN, at PIT). Has led or tied for the team lead in sacks twice in 2017 (at JAX, vs. CIN). Posted his 60th career sack against Cincinnati (11/12/17).

- Against Oakland (9/10), started at outside linebacker and posted five tackles, a pass defended, a forced fumble and a quarterback pressure. Deflected a pass intended Amari Cooper in the end zone late in the first quarter. Forced a Derek Carr fumble that went out of bounds in the third quarter.
- At Jacksonville (9/17), started at outside linebacker and collected five tackles, a sack, a forced fumble, four quarterback pressures and a stop for loss. Stuffed Chris Ivory for no gain on a rush off left end in the first quarter. Came off the edge and strip-sacked Blake Bortles for a seven-yard loss and

the loose ball was recovered by Erik Walden in the second quarter.

- Against Seattle (9/24), started at outside linebacker and notched two tackles, a stop for loss, a team-best 10 quarterback pressures and a pass defended. Stonewalled Chris Carson for no gain on a rush off right guard in the first quarter. Batted down a pass intended for Paul Richardson in the opening quarter.
- At Houston (10/1), started at outside linebacker and tallied five tackles and four quarterback pressures.
- At Miami (10/8), started at outside linebacker and totaled three tackles, including a stop for loss and four quarterback pressures. Stuffed Jay Ajayi for no gain on a rush off left end late in the fourth quarter.
- Against Indianapolis (10/16), started at outside linebacker and recorded two tackles and a quarterback pressure.
- At Cleveland (10/22), started at outside linebacker and posted six tackles, including a half sack, a stop for loss and a team-best seven quarterback pressures. Ended a Browns' drive by stuffing Isaiah Crowell for no gain on a third-and-one rush off left guard in the first quarter. Ended a Browns' drive in overtime by combining with Derrick Moragn to sack Cody Kessler for a 12-yard loss on third-and-eight.
- Against Baltimore (11/5), started at outside linebacker and collected five tackles, including a stop for loss and two quarterback pressures. Teamed with Wesley Woodyard to stuff Alex Collins for a one-yard loss on a rush off left tackle in the second quarter.
- Against Cincinnati (11/12), started at outside linebacker and recorded two tackles, including a sack, a forced fumble, a stop for loss and a team-high six quarterback pressures. Notched his 60th career sack and halted a Bengals' drive by coming off the edge and strip-sacking Andy Dalton with the loose ball being recovered by Derrick Morgan on third-and-11 in the second quarter.
- At Pittsburgh (11/16), started at outside linebacker and notched three tackles, including a stop for loss and a team-best five quarterback pressures. Combined with Johnathan Cyprien to stop James Conner for no gain on a carry up the middle in the first stanza.

2016 (16/16 - Tennessee): Named to the Pro Bowl. Started all 16 games at outside linebacker and led the team and tied for sixth in the AFC with 10.5 sacks. Ranked second on the team with 49 quarterback pressures. Registered 55 tackles, including four stops for loss, a forced fumble and five passes defended. Tied for the team lead in tackles once in 2016 (at MIA). Led or tied for the team lead in sacks eight times in 2016 (at DET, vs. OAK, at HOU, at MIA, vs. CLE, vs. GB, vs. DEN, at KC). Led or tied for the team lead in quarterback pressures six times in 2016 (at DET, vs. OAK, at HOU, vs. GB, vs. DEN, at KC). Tied for the team lead in passes defended once in 2016 (vs. HOU). Tied a career-high with eight tackles at Miami (10/9/16).

- At Detroit (9/18), started at outside linebacker and posted five tackles, including two sacks, a team-high four quarterback pressures and two stops for loss. Dropped Matthew Stafford for a one-yard sack early in the third quarter. Came off the edge and sacked Stafford for a nine-yard loss during the Lions' final drive in the fourth quarter.
- Against Oakland (9/25), started at outside linebacker and tallied two tackles, including a sack and a team-best three quarterback pressures. Ended a Raiders' drive by dropping Derek Carr for a four-yard sack on third-and-nine late in the third quarter.
- At Houston (10/2), started at outside linebacker and recorded four tackles, a sack, four quarterback pressures and a pass defended. Combined with Al Woods to stop Lamar Miller for no gain on a rush off left tackle in the first quarter. Sacked Brock Osweiler for a 10-yard loss in the first quarter. Broke up a pass intended for DeAndre Hopkins in the second quarter.
- At Miami (10/9), started at outside linebacker and tied a career-high with

eight tackles, including two sacks, three quarterback pressures and a stop for loss. Became the third player in franchise history to record six or more sacks in the first five games of a season since individual sacks became an official statistic in 1982. Stuffed Dominique Jones for a one-yard loss on a short pass in the left flat in the third quarter. Dropped Ryan Tannehill for a nine-yard sack midway through the fourth quarter. Two plays later, sacked Tannehill for a 10-yard loss on third-and-10.

- Against Cleveland (10/16), started at outside linebacker and notched four tackles, including a sack and three quarterback pressures. Dropped Cody Kessler for a nine-yard sack midway through the third quarter. The play gave Orakpo five consecutive games with at least one sack, marking the eighth time in franchise history a player accomplished the feat.

- Against Green Bay (11/13), started at outside linebacker and notched four tackles, including a team-best two sacks and tied for the club lead with four quarterback pressures. Sacked Aaron Rodgers for an 11-yard loss late in the third quarter. Registered his second sack of the afternoon by dropping Rodgers for an eight-yard loss late in the fourth quarter.

- At Indianapolis (11/20), started at outside linebacker and recorded five tackles, five quarterback pressures and a pass defended. Batted down a screen pass intended for Jordan Todman in the second quarter.

- Against Denver (12/11), started at outside linebacker in his 100th career NFL game and collected four tackles, a sack and a team-high six quarterback pressures. Dropped Trevor Siemian for a five-yard sack late in the third quarter.

- At Kansas City (12/18), started at outside linebacker and tallied five tackles, a half sack, four quarterback pressures and a pass defended. Ended a Chiefs drive by batting down a third-and-nine pass intended for Jeremy Maclin late in the first quarter. Teamed with DaQuan Jones to drop Alex Smith for a four-yard sack in the third quarter.

- Against Houston (1/1), started at outside linebacker and registered a tackle for loss, three quarterback pressures and a team-best two passes defended. Batted down a pass intended for Will Fuller on third-and-eight late in the third quarter. Sealed the victory by batting down a fourth-down pass intended for Will Fuller late in the fourth quarter.

2015 (16/16 - Tennessee): Started all 16 games at outside linebacker in his first season with the Titans and tied for the team lead with seven sacks. Led the squad with 12 tackles for loss and 37 quarterback pressures. Registered 64 tackles, five passes defended, a forced fumble and a blocked field goal. With his sack at Jacksonville (11/19/15), tied a career high with his fourth consecutive game with at least one sack. Led or tied for the team lead in sacks five times in 2015 (vs. MIA, at HOU, at NO, vs. CAR, at JAX). Led or tied for the team lead in quarterback pressures 11 times in 2015 (at TB, at CLE, vs. MIA, vs. ATL, at HOU, at NO, at JAX, vs. JAX, at NE, vs. HOU, at IND). Led or tied for the team lead in tackles for loss four times in 2015 (vs. IND, at NO, vs. OAK, at IND). Tied for the team lead in passes defended four times in 2015 (at HOU, at NO, at JAX, vs. HOU).

- At Tampa Bay (9/13), started at outside linebacker in his Titans debut and led the team with four quarterback pressures. Collected a tackle.

- Against Indianapolis (9/27), started at outside linebacker and totaled a sack, a tackle for loss and a quarterback pressure. Halted a Colts drive and registered his first sack with the Titans by dropping Andrew Luck for a six-yard loss on third-and-three in the second quarter.

- Against Miami (10/18), started at outside linebacker and tallied five tackles, including a sack, a stop for loss and a quarterback pressure. Ended a Dolphins' drive by sacking Ryan Tannehill for a two-yard loss on third-and-eight late in the third quarter.

- Against Atlanta (10/25), started at outside linebacker and amassed five tackles and three quarterback pressures.

- At Houston (11/1), started at outside linebacker and registered three tackles, including a sack, two tackles for loss, three quarterback pressures and a pass defended. Stuffed Chris Polk for no gain on a rush off right end in the second quarter. Dropped Brian Hoyer for a seven-yard sack late in the second quarter. Ended a Texans' drive by breaking up a pass intended for Garrett Graham on third-and-eight in the final stanza.

- At New Orleans (11/8), started at outside linebacker and totaled five tackles, including two sacks, two tackles for loss, five quarterback pressures and a pass defended. Broke up a pass intended for Willie Snead in the first quarter. Dropped Drew Brees for a four-yard sack in the second quarter. Sacked Brees for an eight-yard loss late in the fourth quarter. Deflected Kai Forbath's potential 46-yard game-winning field goal with less than a minute to play in the fourth quarter.

- Against Carolina (11/15), started at outside linebacker and tallied six tackles, including a sack, a stop for loss and a quarterback pressure. Teamed with Daimion Stafford to stuff Greg Olsen for a six-yard loss on a

short pass in the second quarter. Ended a Panthers' drive by sacking Cam Newton for a six-yard loss on third-and-18 early in the third quarter.

- At Jacksonville (11/19), started at outside linebacker and collected four tackles, a sack, a forced fumble, a team-best four quarterback pressures, a stop for loss and a pass defended. Knocked down a pass intended for Julius Thomas on the Jaguars' first play from scrimmage. Forced a Blake Bortles fumble on a third-and-one rush that was recovered by David Bass at the Titans' 45-yard line in the second stanza. Made the Jaguars attempt a field goal by sacking Bortles for a nine-yard loss on third-and-three in the second quarter. With his sack, he tied a career high with his fourth consecutive game with at least one sack.

- At Indianapolis (1/3), started at outside linebacker and recorded four tackles with a team-high five quarterback pressures and a stop for loss. Stuffed Frank Gore for a one-yard loss on a rush up the middle in the first quarter. Teamed with Coty Sensabaugh to stuff Trey Williams for no gain on a rush off right end in the fourth quarter.

2014 (7/7 - Washington): Started seven games and made 28 tackles, a half sack, nine quarterback pressures, a tackle for loss and a pass defended prior to being placed on injured reserve on Oct. 21, 2014.

- Against Seattle (10/6), tied a career high with eight tackles.

2013 (15/15 - Washington): Started 15 games one season removed from injury, earning his third career Pro Bowl berth after leading the team with 10.0 sacks. Also added the first interception and first touchdown of his career. Was inactive for one game.

- At Green Bay (9/15), registered five tackles with one sack, pushing him past the 30-sack milestone for his career.

- At Oakland (9/29), posted four tackles, two passes defended and two sacks.

- Against Chicago (10/20), collected four tackles and added the first interception of his career, which he returned 29 yards for his first career touchdown. The pick was the first of his life at any level.

- At Denver (10/27), recovered a Peyton Manning fumble to set up a Redskins touchdown.

- At Philadelphia (11/17), posted five tackles, including 1.5 sacks.

- Against N.Y. Giants (12/1), notched six tackles and two sacks.

- At Atlanta (12/15), tallied a team-high eight tackles, including 1.5 sacks and a fumble recovery.

2012 (2/2 - Washington): Started two games before suffering a season-ending injury to his pectoral. Posted eight tackles, including a sack, three quarterback pressures, a tackle for loss, a forced fumble and three passes defended. Placed on injured reserve on Sept. 18, 2012.

- At New Orleans (9/9), produced two solo tackles and three passes defended in a season-opening win.

- At St. Louis (9/16), registered three tackles and a strip-sack before leaving the game with an injury.

2011 (16/16 - Washington): Started all 16 games and notched nine sacks, which led the team for the third consecutive season. Finished with 66 tackles, 35 quarterback pressures, seven tackles for loss, five passes defended and three forced fumbles.

- Against Arizona (9/18), finished with one solo tackle, one sack and a forced fumble.

- At St. Louis (10/2), earned NFC Defensive Player of the Week honors after recording five tackles, 2.5 sacks and one forced fumble.

- At Carolina (10/23), recorded seven tackles and one sack.

- Against San Francisco (11/6), posted five tackles and one sack.

- At Seattle (11/27), notched four tackles, one sack and one pass defended.

- At N.Y. Giants (12/18), tallied two tackles, one sack and one pass defended.

2010 (15/15 - Washington): Started 15 games in his second campaign and amassed 78 tackles, a team-best 8.5 sacks, 47 quarterback pressures, nine tackles for loss and one forced fumble. Named to his second Pro Bowl. Was inactive for one contest.

- Against Dallas (9/12), recorded two tackles, as well as three quarterback pressures. Forced a holding penalty which negated what would have been the game tying touchdown with time expiring in the fourth quarter.

- Against Houston (9/19), totaled six tackles and a sack. His sack of quarterback Matt Schaub marked the 12th of his career.

- At St. Louis (9/26), had seven tackles and one sack.

- Against Green Bay (10/10), collected five tackles and two sacks.

- Against Indianapolis (10/17), totaled three tackles, one sack, four

quarterback pressures and one forced fumble.

- At Chicago (10/24), registered six tackles, two sacks and three quarterback pressures. It marked the third consecutive game in which he recorded a sack, the first time in his career he accomplished the feat.
- Against Philadelphia (11/15), posted nine tackles and half a sack.
- Against Minnesota (11/28), amassed six tackles and one sack.

2009 (16/16 - Washington): Started all 16 regular season games and totaled 61 tackles, 11 sacks, 13 tackles for loss and 20 quarterback pressures. Named to the Pro Bowl and finished fourth in balloting for the *Associated Press* Defensive Rookie of the Year award. Set a Redskins rookie record for sacks (11), surpassing the previous high of six shared by Dean Hamel (1985) and Andre Collins (1990). Led all NFL rookies, finished tied for fourth in the NFC and tied for seventh in the NFL with 11 sacks. Became the first Redskins rookie to have at least a half-sack in four straight games.

- Against Detroit (9/27), recorded his first career sack.
- At Atlanta (11/8), posted two sacks, marking the first multi-sack game of his career.
- At Oakland (12/23), tied a Redskins record with a career-high four sacks and became the first NFL rookie to record four sacks in a game since Cornelius Bennett on Dec. 27, 1987.

COLLEGE:

- Won the Nagurski Trophy (nation's top defensive player), Lombardi Award (nation's top lineman), Hendricks Award (nation's top defensive end) and was a finalist for the Lott Trophy (defensive IMPACT player of the year) in 2008.
- Was a unanimous first-team All-America selection by the American Football Coaches Association, Associated Press, Football Writers Association of America, Sporting News and Walter Camp Football Foundation.
- Was the consensus Big 12 Defensive Player of the Year and unanimous first-team All-Big 12 selection.
- Named to the Playboy All-American team as a senior in 2008.
- Posted 132 career tackles, 22 sacks (tied for 10th on Texas' all-time list), 38 tackles for a loss, 62 pressures, six passes defended, six forced fumbles and one fumble recovery during his career.
- As a senior (2008), posted 42 tackles and led the team with 11.5 sacks (sixth in NCAA), 19 tackles for loss (tied for seventh NCAA), 30 pressures and four forced fumbles (tied-12th NCAA).
- As a junior (2007), appeared in nine games, starting eight, and tallied 37 tackles, nine tackles for loss, 5.5 sacks, 12 pressures, two passes defended and a forced fumble.
- As a sophomore (2006), played in all 13 games, recording 26 tackles, six tackles for loss, 4.5 sacks and two passes defended.
- As a redshirt freshman (2005), was named Defensive Freshman of the Year and first-team Freshman All-America by *The Sporting News*. Earned Big 12 Defensive Freshman of the Year from the league's coaches and *The Sporting News* after recording 27 tackles and four tackles for loss.
- Graduated from Texas with a degree in youth and community studies in

December 2008.

PERSONAL:

- Married to Bitura, and the couple has one son, Brian Jr., one daughter, Brianna, and another baby on the way due in Nov. 2017.
- Played for Lamar (Texas) High School and was a three-year letterman and starter at defensive end as a sophomore, junior and senior. Was a two-time first-team all-district selection and was part of a Lamar squad that posted at least nine victories all three years (29-8 record).
- Posted 36 tackles, 12 tackles for loss and nine sacks and was tabbed second-team All-Greater Houston and first-team all-district 18-5A as a junior and senior.
- Also played high school basketball during his freshman through junior years.
- Was a member of University of Texas' Athletic Director's Honor Roll (Spring 2008) and was a prep honor roll student who posted better than a 3.0 GPA.
- Has a brother, Michael, who played collegiately at Colorado State and Texas State, and a sister, Jennifer.
- Follow Orakpo on Twitter at @rak98.
- Follow Orakpo on Instagram at @orakpo98.
- Born Brian Ndubisi Orakpo on July 31, 1986 in Houston, Texas.

BRIAN ORAKPO'S GAME-BY-GAME

2009 Washington Redskins

Date	Opp	W/L	P/S	Tot Solo Asst	Sk - Yds	QBP	TFL	Int - Yds	-TD	PD	FF	FR - Yds	SpT
Sept 13	@ NYG	L	S	2 2 0	0.0 0.0	NA	NA	0 0	0 0	0 0	0 0	0 0	0 0
Sept 20	StL	W	S	1 0 1	0.0 0.0	NA	NA	0 0	0 0	0 0	0 0	0 0	0 0
Sept 27	@ Det	L	S	5 4 1	1.0 8.0	NA	NA	0 0	0 0	0 0	0 0	0 0	0 0
Oct 4	TB	W	S	7 5 2	1.0 2.0	NA	NA	0 0	0 0	0 0	0 0	0 0	0 0
Oct 11	@ Car	L	S	5 1 4	0.5 4.0	NA	NA	0 0	0 0	0 0	0 0	0 0	0 0
Oct 18	KC	L	S	6 4 2	1.0 6.0	NA	NA	0 0	0 0	0 0	0 0	0 0	0 0
Oct 26	Phi	L	S	2 0 2	0.0 0.0	NA	NA	0 0	0 0	0 0	0 0	0 0	0 0
Nov 8	@ Atl	L	S	5 3 2	2.0 10.0	NA	NA	0 0	0 0	0 0	0 0	0 0	0 0
Nov 15	Den	W	S	6 5 1	1.5 14.0	NA	NA	0 0	0 0	0 0	0 0	0 0	0 0
Nov 22	@ Dal	L	S	4 1 3	0.0 0.0	NA	NA	0 0	0 0	0 0	0 0	0 0	0 0
Nov 29	@ Phi	L	S	3 3 0	0.0 0.0	NA	NA	0 0	0 1	0 0	0 0	0 0	0 0
Dec 6	NO	L	S	3 2 1	0.0 0.0	NA	NA	0 0	0 0	0 0	0 0	0 0	0 0
Dec 13	@ Oak	W	S	6 5 1	4.0 44.0	NA	NA	0 0	0 0	1 0	0 0	0 0	0 0
Dec 21	NYG	L	S	1 1 0	0.0 0.0	NA	NA	0 0	0 0	0 0	0 0	0 0	0 0
Dec 27	Dal	L	S	3 2 1	0.0 0.0	NA	NA	0 0	0 0	0 0	0 0	0 0	0 0
Jan 3	@ SD	L	S	2 2 0	0.0 0.0	NA	NA	0 0	0 0	0 0	0 0	0 0	0 0
Totals			4-12	16/16	61 40 21	11.0 83.5	20 13	0 0	0 0	1 1	0 0	0 0	0 0

2010 Washington Redskins

Date	Opp	W/L	P/S	Tot Solo Asst	Sk - Yds	QBP	TFL	Int - Yds	-TD	PD	FF	FR - Yds	SpT
Sept 12	Dal	W	S	2 2 0	0.0 0.0	NA	NA	0 0	0 1	0 0	0 0	0 0	0 0
Sept 19	Hou	L	S	6 6 0	1.0 3.0	NA	NA	0 0	0 1	0 0	0 0	0 0	0 0
Sept 26	@ StL	L	S	7 6 1	1.0 3.0	NA	NA	0 0	0 0	0 0	0 0	0 0	0 0
Oct 3	@ Phi	W	S	6 6 0	0.0 0.0	NA	NA	0 0	0 0	0 0	0 0	0 0	0 0
Oct 10	GB	W	S	5 5 0	2.0 12.0	NA	NA	0 0	0 0	0 0	0 0	0 0	0 0
Oct 17	Ind	L	S	3 3 0	1.0 8.0	NA	NA	0 0	0 0	1 0	0 0	0 0	0 0
Oct 24	@ Chi	W	S	6 5 1	2.0 9.0	NA	NA	0 0	0 0	0 0	0 0	0 0	0 0
Oct 31	@ Det	L	S	6 3 3	0.0 0.0	NA	NA	0 0	0 0	0 0	0 0	0 0	0 0
Nov 15	Phi	L	S	9 6 3	0.5 0.5	NA	NA	0 0	0 0	0 0	0 0	0 0	0 0
Nov 21	@ Ten	W	S	7 6 1	0.0 0.0	NA	NA	0 0	0 0	0 0	0 0	0 0	0 0
Nov 28	Min	L	S	6 6 0	1.0 4.0	NA	NA	0 0	0 0	0 0	0 0	0 0	0 0
Dec 5	@ NYG	L	S	6 4 2	0.0 0.0	NA	NA	0 0	0 0	0 0	0 0	0 0	0 0
Dec 12	TB	L	S	3 1 2	0.0 0.0	NA	NA	0 0	0 0	0 0	0 0	0 0	0 0
Dec 19	@ Dal	L	S	2 0 2	0.0 0.0	NA	NA	0 0	0 0	0 0	0 0	0 0	0 0
Dec 26	@ Jax	W	IA										
Jan 2	NYG	L	S	4 3 1	0.0 0.0	NA	NA	0 0	0 0	0 0	0 0	0 0	0 0
Totals			6-10	15/15	78 62 16	8.5 39.5	47 9	0 0	0 0	2 1	0 0	0 0	0 0

2011 Washington Redskins

Date	Opp	W/L	P/S	Tot Solo Asst	Sk - Yds	QBP	TFL	Int - Yds	-TD	PD	FF	FR - Yds	SpT
Sept 11	NYG	W	S	3 2 1	0.0 0.0	NA	NA	0 0	0 0	0 0	0 0	0 0	0 0
Sept 18	Ari	W	S	1 1 0	1.0 8.0	NA	NA	0 0	0 1	1 0	0 0	0 0	0 0
Sept 26	@ Dal	L	S	2 2 0	0.0 0.0	NA	NA	0 0	0 0	0 0	0 0	0 0	0 0
Oct 2	@ StL	W	S	5 4 1	2.5 13.0	NA	NA	0 0	0 0	1 0	0 0	0 0	0 0
Oct 16	Phi	L	S	6 3 3	0.0 0.0	NA	NA	0 0	0 1	0 0	0 0	0 0	0 0
Oct 23	@ Car	L	S	7 3 4	1.0 7.0	NA	NA	0 0	0 0	0 0	0 0	0 0	0 0
Oct 30	@ Buf	L	S	6 4 2	0.0 0.0	NA	NA	0 0	0 0	1 0	0 0	0 0	0 0
Nov 6	SF	L	S	5 4 1	1.0 5.0	NA	NA	0 0	0 0	0 0	0 0	0 0	0 0
Nov 13	@ Mia	L	S	2 2 0	0.0 0.0	NA	NA	0 0	0 0	0 0	0 0	0 0	0 0
Nov 20	Dal	L	S	6 4 2	0.0 0.0	NA	NA	0 0	0 0	0 0	0 0	0 0	0 0
Nov 27	@ Sea	W	S	4 3 1	0.5 4.5	NA	NA	0 0	0 1	0 0	0 0	0 0	0 0
Dec 4	NYJ	L	S	4 3 1	0.0 0.0	NA	NA	0 0	0 1	0 0	0 0	0 0	0 0
Dec 11	NE	L	S	1 1 0	0.0 0.0	NA	NA	0 0	0 0	0 0	0 0	0 0	0 0
Dec 18	@ NYG	W	S	2 0 2	1.0 3.0	NA	NA	0 0	0 1	0 0	0 0	0 0	0 0
Dec 24	Min	L	S	9 3 6	0.0 0.0	NA	NA	0 0	0 0	0 0	0 0	0 0	0 0
Jan 1	@ Phi	L	S	3 1 2	2.0 20.0	NA	NA	0 0	0 0	1 0	0 0	0 0	0 0
Totals			5-11	16/16	66 40 26	9.0 60.5	35 7	0 0	0 0	5 3	1 0	0 0	0 0

2012 Washington Redskins

Date	Opp	W/L	P/S	Tot Solo Asst	Sk - Yds	QBP	TFL	Int - Yds	-TD	PD	FF	FR - Yds	SpT
Sept 9	@ NO	W	S	3 2 1	0.0 0.0	NA	NA	0 0	0 3	0 0	0 0	0 0	0 0
Sept 16	@ StL	L	S	5 4 1	1.0 2.0	NA	NA	0 0	0 0	1 0	0 0	0 0	0 0
Sept 23	Cin	L											
Placed on injured reserve on Sept. 18, 2012													
Totals			1-2	2/2	8 6 2	1.0 2.0	3 1	0 0	0 3	1 0	0 0	0 0	0 0

2013 Washington Redskins

Date	Opp	W/L	P/S	Tot Solo Asst	Sk - Yds	QBP	TFL	Int - Yds	-TD	PD	FF	FR - Yds	SpT
Sept 9	Phi	L	S	3 2 1	0.0 0.0	NA	NA	0 0	0 0	0 0	0 0	0 0	0 0
Sept 15	@ GB	L	S	5 5 0	1.0 12.0	NA	NA	0 0	0 0	0 0	0 0	0 0	0 0
Sept 22	Det	L	S	6 3 3	0.0 0.0	NA	NA	0 0	0 1	0 0	0 0	0 0	0 0
Sept 29	@ Oak	W	S	6 3 3	2.0 10.0	NA	NA	0 0	0 1	0 0	0 0	0 0	0 0
Oct 13	@ Dal	L	S	3 1 2	0.0 0.0	NA	NA	0 0	0 0	0 0	0 0	0 0	0 0
Oct 20	Chi	W	S	3 2 1	0.0 0.0	NA	NA	1 29	1 1	0 0	0 0	0 0	0 0
Oct 27	@ Den	L	S	2 0 2	0.0 0.0	NA	NA	0 0	0 1	0 1	0 0	0 0	0 0
Nov 3	SD	W	S	5 3 2	0.0 0.0	NA	NA	0 0	0 0	0 0	0 0	0 0	0 0
Nov 7	@ Min	L	S	3 2 1	1.0 5.0	NA	NA	0 0	0 0	0 0	0 0	0 0	0 0
Nov 17	@ Phi	L	S	6 5 1	1.5 9.0	NA	NA	0 0	0 0	0 0	0 0	0 0	0 0
Nov 25	SF	L	S	5 4 1	1.0 4.0	NA	NA	0 0	0 1	0 0	0 0	0 0	0 0
Dec 1	NYG	L	S	6 4 2	2.0 17.0	NA	NA	0 0	0 0	0 0	0 0	0 0	0 0
Dec 8	KC	L	S	7 4 3	0.0 0.0	NA	NA	0 0	0 0	0 0	0 0	0 0	0 0

Dec 15	@ Atl	L	S	8 7 1	1.5 10.0	NA	NA	0 0	0 0	0 0	0 0	1 0	0 0
Dec 22	Dal	L	S	2 2 0	0.0 0.0	NA	NA	0 0	0 0	0 0	0 0	0 0	0 0
Dec 29	@ NYG	L	IA										
Totals			3-13	15/15	70 47 23	10.0 67.0	42 15	1 29	1 5	0 2	0 0	0 0	0 0

2014 Washington Redskins

Date	Opp	W/L	P/S	Tot Solo Asst	Sk - Yds	QBP	TFL	Int - Yds	-TD	PD	FF	FR - Yds	SpT
Sept 7	@ Hou	L	S	6 1 5	0.0 0.0	NA	NA	0 0	0 0	0 0	0 0	0 0	0 0
Sept 14	Jax	W	S	4 2 2	0.5 5.5	NA	NA	0 0	0 0	0 0	0 0	0 0	0 0
Sept 21	@ Phi	L	S	3 3 0	0.0 0.0	NA	NA	0 0	0 0	0 0	0 0	0 0	0 0
Sept 25	NYG	L	S	2 2 0	0.0 0.0	NA	NA	0 0	0 0	0 0	0 0	0 0	0 0
Oct 6	Sea	L	S	7 5 2	0.0 0.0	NA	NA	0 0	0 0	0 0	0 0	0 0	0 0
Oct 12	@ Ari	L	S	4 3 1	0.0 0.0	NA	NA	0 0	0 1	0 0	0 0	0 0	0 0
Oct 19	Ten	W	S	2 2 0	0.0 0.0	NA	NA	0 0	0 0	0 0	0 0	0 0	0 0
Oct 27	@ Dal	W											
Placed on injured reserve on Oct. 21, 2014													
Totals			2-5	7/7	28 18 10	0.5 5.5	9 1	0 0	0 1	0 0	0 0	0 0	0 0

2015 Tennessee Titans

Date	Opp	W/L	P/S	Tot Solo Asst	Sk - Yds	QBP	TFL	Int - Yds	-TD	PD	FF	FR - Yds	SpT
Sept 13	@ TB	W	S	1 1 0	0.0 0.0	4	0	0	0	0	0	0	0
Sept 20	@ Cle	L	S	5 4 1	0.0 0.0	2	1	0	0	0	0	0	0
Sept 27	Ind	L	S	1 1 0	1.0 6.0	1	1	0	0	0	0	0	0
Oct 11	Buf	L	S	1 1 0	0.0 0.0	0	0	0	0	0	0	0	0
Oct 18	Mia	L	S	5 4 1	1.0 2.0	1	1	0	0	0	0	0	0
Oct 25	Atl	L	S	5 4 1	0.0 0.0	3	0	0	0	0	0	0	0
Nov 1	@ Hou	L	S	3 2 1	1.0 7.0	3	2	0	0	1	0	0	0
Nov 8	@ NO	W	S	5 3 2	2.0 12.0	5	2	0	0	1	0	0	0
Nov 15	Car	L	S	6 5 1	1.0 6.0	1	1	0	0	0	0	0	0
Nov 19	@ Jax	L	S	4 2 2	1.0 9.0	4	1	0	0	1	1	0	0
Nov 29	Oak	L	S	6 4 2	0.0 0.0	0	1	0	0	0	0	0	0
Dec 6	Jax	W	S	5 4 1	0.0 0.0	2	0	0	0	1	0	0	0
Dec 13	@ NYJ	L	S	3 0 3	0.0 0.0	0	0	0	0	0	0	0	0
Dec 20	@ NE	L	S	5 4 1	0.0 0.0	3	1	0	0	0	0	0	0

BRIAN ORAKPO'S NFL STATISTICS

REGULAR SEASON		TACKLES									INTERCEPTIONS					FUMBLES			
Year	Team	GP	GS	Tot	Solo	Asst	Sk	Yds	QBP	TFL	No	Yds	Lg	TD	PD	FF	FR	Yds	SpT
2009	Washington	16	16	61	40	21	11.0	83.5	20	13	0	0	0	0	1	1	0	0	0
2010	Washington	15	15	78	62	16	8.5	39.5	47	9	0	0	0	0	2	1	0	0	0
2011	Washington	16	16	66	40	26	9.0	60.5	35	7	0	0	0	0	5	3	1	0	0
2012	Washington	2	2	8	6	2	1.0	2.0	3	1	0	0	0	0	3	1	0	0	0
2013	Washington	15	15	70	47	23	10.0	67.0	42	15	1	29	29t	1	5	0	2	0	0
2014	Washington	7	7	28	18	10	0.5	5.5	9	1	0	0	0	0	1	0	0	0	0
2015	Tennessee	16	16	64	44	20	7.0	42.0	37	12	0	0	0	0	5	1	0	0	0
2016	Tennessee	16	16	55	40	15	10.5	78.0	49	4	0	0	0	0	5	1	0	0	0
2017	Tennessee	10	10	38	25	13	2.5	23.0	44	7	0	0	0	0	2	3	0	0	0
NFL Totals		113	113	468	322	146	60.0	401.0	286	69	1	29	29t	1	29	11	3	0	0

Single-Game Highs

Tackles - 8 (Four times, last at Miami 10/9/16)

Sacks - 4 at Oakland (12/13/09)

Interceptions - 1 vs. Chicago (10/20/13)

Forced Fumble - **1 (11 times, last vs. Cincinnati 11/12/17)**

Fumble Recovery - 1 (Three times, last at Atlanta 12/15/13)

Passes Defensed - 3 at New Orleans (9/9/12)

Additional Statistics

Touchdowns - 1 - 29-yard interception return vs. Chicago (10/20/13)

Blocked Field Goal - 1 vs. N.Y. Giants (9/11/11), 1 at New Orleans (11/8/15)



50 NATE PALMER

LINEBACKER • 6'2" • 248 LBS • COLLEGE: ILLINOIS STATE
ACQUIRED: WAIVERS (GB) - 2016 • NFL EXPERIENCE (NFL/TITANS): 5/2
HOMETOWN: CHICAGO, ILL.
GAMES PLAYED/GAMES STARTED: 43/12 (PLAYOFFS: 2/0)



PRO: The Titans claimed Nate Palmer off waivers during the 2016 offseason to bring experience and versatility to the linebacker position. The 6-foot-2-inch, 248-pounder spent his first three NFL seasons with the Green Bay Packers. The Illinois State product played in 24 games with 12 starts from 2013-15, while missing the entirety of his second season with an injury. In his first season with the Titans, he led the team in special teams stops with 12. Palmer has played both inside and outside linebacker during his NFL career and brings great flexibility to the linebacker corps.

CAREER HIGHLIGHTS:

- In 2016, Palmer notched a team-leading 12 special teams tackles.
- In 2015, he played in a career-best 16 games with 10 starts for Green Bay and collected career-highs with 80 tackles, a sack, two quarterback pressures and three passes defended.

TITANS TIDBITS:

- Palmer was the high school basketball teammate of NBA point guard Derrick Rose for two seasons.
- Palmer names his father, Nathan Sr., as the biggest influence on him as he never made excuses and successfully started his own trucking business in Chicago.
- During college, Palmer held summer jobs at the Boys and Girls Club in Champaign and later as a busboy and food expeditor at the Bloomington (Ill.) Country Club.

CAREER TRANSACTIONS:

- The Chicago, Ill., native was originally selected by the Green Bay Packers in the sixth round (193rd overall) of the 2013 NFL Draft.
- Released by the Packers April 8, 2016.
- Claimed off waivers by the Titans from the Packers on April 11, 2016.

SEASON RECAPS:

2017 (5/0 - Tennessee): Has tied for the team lead in special teams tackles once in 2017 (at CLE).

- Against Oakland (9/10), was inactive.
- At Jacksonville (9/17), was inactive.
- Against Seattle (9/24), was inactive.
- At Houston (10/1), made his season debut as a reserve linebacker and tallied two tackles. Combined with Wesley Woodyard to stuff Lamar Miller for a one-yard loss on a rush off left tackle in the third quarter.
- At Miami (10/8), played as a reserve on special teams and totaled a special teams tackle.
- Against Indianapolis (10/16), notched a special teams tackle on coverage units.
- At Cleveland (10/22), tied for the team lead with a special teams tackle on coverage units. Saw limited action at outside linebacker and posted a tackle. Teamed with Jayon Brown to stuff Duke Johnson for no gain on a rush off left guard late in the fourth quarter.
- Against Baltimore (11/5), was inactive.
- Against Cincinnati (11/12), was inactive.
- At Pittsburgh (11/16), played limited snaps as a reserve at linebacker. Saw action on special teams units.

2016 (14/0 - Tennessee): Saw action in 14 games primarily on special teams in his first season with the Titans. Led the team with 12 special teams tackles. Registered two tackles, including a stop for loss on defense. Was inactive for two contests. Tied for the team lead in special teams tackles six times in 2016 (at DET, vs. CLE, vs. JAX, at SD, vs. DEN, at KC).
• Against Minnesota (9/11), made his Titans debut as a reserve on special

teams.

- At Detroit (9/18), played as a reserve on special teams and tied for the team lead with two special teams tackles.
- Against Oakland (9/25), saw action as a reserve on special teams and tallied a tackle on coverage units.
- Against Cleveland (10/16), saw action as a reserve on special teams and tied for the team lead with one stop.
- Against Indianapolis (10/23), played as a reserve on special teams and saw a few snaps as a linebacker on defense as well.
- Against Jacksonville (10/27), saw limited action as a reserve at linebacker. Tied for the team lead with a special teams tackle.
- At San Diego (11/6), tied for the team lead with a special teams tackle on coverage units.
- Against Green Bay (11/13), played as a reserve on special teams and saw limited action at linebacker. Registered a special teams stop on coverage units.
- Against Denver (12/11), saw action as a reserve on special teams and tied for the team lead with a special teams stop.
- At Kansas City (12/18), tied for the team lead with two special teams tackles on coverage units.
- At Jacksonville (12/24), played as a reserve on special teams and saw action in a limited role at linebacker. Posted two tackles, including a stop for loss on defense.

2015 (16/10, 2/0 - Green Bay): Played in all 16 games with 10 starts at linebacker and finished third on the team with 80 tackles and added a sack, two quarterback pressures and three passes defended. Added four tackles on special teams. Appeared in both postseason contests.

- At Chicago (9/13), saw significant action as a reserve and finished second on the team with nine tackles and a pass defended.
- Against Seattle (9/20), made the first start of his career on the inside, and led the linebackers with six tackles and a pass defended.
- At San Francisco (10/4), started and led the linebackers with six tackles and a pass defended.
- Against San Diego (10/18), started and finished with a team-leading and career-high 13 tackles. Added a quarterback pressure and helped limit the Chargers to just 60 yards rushing on 21 carries.
- Against Detroit (11/15), started at linebacker and registered 11 tackles, including a stop of fullback Michael Burton for no gain on a third-and-one in the fourth quarter to force a Detroit punt.
- At Minnesota (11/22), started and finished with five tackles and his first career sack. Midway through the second quarter, came up after initially dropping into coverage to bring down Teddy Bridgewater for a sack.
- Against Chicago (11/26), started and posted 11 tackles.

2014 (0/0, 0/0 - Green Bay): Spent the entire season on injured reserve after suffering a knee injury in the preseason finale. Placed on injured reserve on Aug. 30.

2013 (8/2, 0/0 - Green Bay): Played in eight games with two starts at outside linebacker during his rookie campaign. Posted 18 tackles and an additional tackle on special teams. Was a healthy inactive for eight games and the team's playoff contest.

- At Cincinnati (9/22), made his NFL debut on special teams, but did not record any statistics.
- Against Cleveland (10/20), made his first pro start and finished with six tackles, two pressures and a quarterback hit.
- Against Chicago (11/4), saw extended action in the second half after fellow rookie outside linebacker Andy Mulumba left the game with an ankle

injury. Registered a then career-high seven tackles and a quarterback hit.

COLLEGE:

- Started all 24 games during his two seasons at Illinois State (2011-12) after playing his first two collegiate seasons at the University of Illinois (2009-10).
- Earned second-team All-Missouri Valley Football Conference honors at defensive end following both of his junior and senior seasons. Registered 117 tackles, including 25.5 for a loss, 17 sacks, five forced fumbles and two fumble recoveries for the Redbirds.
- Appeared in 21 games during his two seasons at Illinois, and saw time primarily on special teams for the Fighting Illini, but also registered nine tackles as a reserve defensive end.
- As a senior (2012), earned second-team All-MVFC honors for the second consecutive season after starting all 13 games and collecting career highs with 71 tackles and 15½ tackles for a loss. Added 7.5 sacks, three forced fumbles, a fumble recovery and a pass defended.
- Was selected to play in the NFL Players Association Collegiate Bowl following the season, becoming the 15th Illinois State player to be chosen for a postseason all-star game and the first since 2008.
- As a junior (2011), started all 11 games and earning second-team All-MVFC honors after leading the conference with a career-best 9.5 sacks. Also posted 46 tackles, including 10.5 stops for a loss, two forced fumbles, a fumble recovery for a touchdown and a pass defended. Was also named to the MVFC All-Newcomer team as one of the lynchpins on a Redbirds defense that ranked No. 1 in the conference in yards allowed per game.

- As a sophomore (2010), appeared in nine games as a reserve linebacker for the Illini, seeing most of his playing time come on special teams. Tallied six tackles on defense.
- As a redshirt freshman (2009), appeared in all 12 games, playing predominantly on special teams, but also sparingly on defense, where he recorded three assisted tackles. Also earned Academic All-Big Ten honors.
- Earned his degree in health science from Illinois State.

PERSONAL:

- Was a four-sport letterman at Simeon (Chicago, Ill.) High School and was named to the 2007 All-Public League team by the Chicago Sun-Times and the special mention all-state team by the Champaign News-Gazette following his senior season.
- Earned All-American acclaim from both SuperPrep and PrepStar after seeing action at defensive end, tight end, linebacker and offensive line during his high school career.
- Recorded 128 tackles and 18 sacks on defense, and 10 catches for 250 yards and a touchdown on offense.
- Also lettered two years each in baseball, track and field, and basketball.
- Follow Palmer on Twitter and Instagram at @natep4.
- Born Nathan Palmer Jr. on Sept. 23, 1989 in Chicago, Ill.

NATE PALMER'S GAME-BY-GAME

2013 Green Bay Packers

Date	Opp	W/L	P/S	Tot Solo Asst	Sk - Yds	QBP	TFL	Int- Yds -TD	PD	FF	FR - Yds	SpT
Sept 8	@ SF	L	IA									
Sept 15	Was	W	IA									
Sept 22	@ Cin	L	p	0 0 0	0.0 0.0	NA	NA	0 0 0 0 0 0 0 0	0	0	0	0
Oct 6	Det	W	IA									
Oct 13	@ Bal	W	p	0 0 0	0.0 0.0	NA	NA	0 0 0 0 0 0 0 0	0	0	0	0
Oct 20	Cle	W	S	6 3 3	0.0 0.0	NA	NA	0 0 0 0 0 0 0 0	0	0	0	0
Oct 27	@ Min	W	S	1 0 1	0.0 0.0	NA	NA	0 0 0 0 0 0 0 0	0	0	0	0
Nov 4	Chi	L	p	7 6 1	0.0 0.0	NA	NA	0 0 0 0 0 0 0 0	0	0	0	0
Nov 10	Phi	L	p	3 3 0	0.0 0.0	NA	NA	0 0 0 0 0 0 0 0	0	0	0	0
Nov 17	@ NYG	L	p	1 0 1	0.0 0.0	NA	NA	0 0 0 0 0 0 0 0	0	0	0	1
Nov 24	Min	T	IA									
Nov 28	@ Det	L	IA									
Dec 8	Atl	W	IA									
Dec 15	@ Dal	W	IA									
Dec 22	Pit	L	IA									
Dec 29	@ Chi	W	p	0 0 0	0.0 0.0	NA	NA	0 0 0 0 0 0 0 0	0	0	0	0
Totals	8-7-1	8/2		18 12 6	0.0 0.0	NA	NA	0 0 0 0 0 0 0 0	0	0	0	0

Playoffs

Jan 5	SF	L	IA									
Totals	0-1	0/0		0 0 0	0.0 0.0	NA	NA	0 0 0 0 0 0 0 0	0	0	0	0

2014 Green Bay Packers

Date	Opp	W/L	P/S	Tot Solo Asst	Sk - Yds	QBP	TFL	Int- Yds -TD	PD	FF	FR - Yds	SpT
Totals	0/0			0 0 0	0.0 0.0	0	0	0 0 0 0 0 0 0 0	0	0	0	0

Placed on Injured Reserve on Aug. 30, 2014

2015 Green Bay Packers

Date	Opp	W/L	P/S	Tot Solo Asst	Sk - Yds	QBP	TFL	Int- Yds -TD	PD	FF	FR - Yds	SpT
Sept 13	@ Chi	W	p	9 6 3	0.0 0.0	NA	NA	0 0 0 1 0 0 0 0	0	0	0	0
Sept 20	Sea	W	S	6 4 2	0.0 0.0	NA	NA	0 0 0 1 0 0 0 0	0	0	0	0
Sept 28	KC	W	S	4 3 1	0.0 0.0	NA	NA	0 0 0 0 0 0 0 0	0	0	0	0
Oct 4	@ SF	W	S	6 5 1	0.0 0.0	NA	NA	0 0 0 1 0 0 0 1	0	0	0	1
Oct 11	StL	W	S	5 4 1	0.0 0.0	NA	NA	0 0 0 0 0 0 0 0	0	0	0	0
Oct 18	SD	W	S	13 9 4	0.0 0.0	NA	NA	0 0 0 0 0 0 0 0	0	0	0	0
Nov 1	@ Den	L	S	8 6 2	0.0 0.0	NA	NA	0 0 0 0 0 0 0 0	0	0	0	0
Nov 8	@ Car	L	S	2 0 2	0.0 0.0	NA	NA	0 0 0 0 0 0 0 1	0	0	0	1
Nov 15	Det	L	S	11 6 5	0.0 0.0	NA	NA	0 0 0 0 0 0 0 0	0	0	0	0
Nov 22	@ Min	W	S	5 4 1	1.0 0.0	NA	NA	0 0 0 0 0 0 0 0	0	0	0	0
Nov 26	Chi	L	S	11 8 3	0.0 0.0	NA	NA	0 0 0 0 0 0 0 0	0	0	0	0
Dec 3	@ Det	W	p	0 0 0	0.0 0.0	NA	NA	0 0 0 0 0 0 0 0	0	0	0	0
Dec 13	Dal	W	p	0 0 0	0.0 0.0	NA	NA	0 0 0 0 0 0 0 0	0	0	0	0
Dec 20	@ Oak	W	p	0 0 0	0.0 0.0	NA	NA	0 0 0 0 0 0 0 1	0	0	0	1
Dec 27	@ Ari	L	p	0 0 0	0.0 0.0	NA	NA	0 0 0 0 0 0 0 0	0	0	0	0
Jan 3	Min	L	p	0 0 0	0.0 0.0	NA	NA	0 0 0 0 0 0 0 1	0	0	0	1
Totals	10-6	16/10		80 55 25	1.0 0.0	NA	NA	0 0 0 3 0 0 0 4	0	0	0	4

Playoffs

Jan 10	@ Was	W	p	0 0 0	0.0 0.0	NA	NA	0 0 0 0 0 0 0 0	0	0	0	0
Jan 16	@ Ari	L	p	0 0 0	0.0 0.0	NA	NA	0 0 0 0 0 0 0 0	0	0	0	0
Totals	1-1	2/0		0 0 0	0.0 0.0	NA	NA	0 0 0 0 0 0 0 0	0	0	0	0

2016 Tennessee Titans

Date	Opp	W/L	P/S	Tot Solo Asst	Sk - Yds	QBP	TFL	Int- Yds -TD	PD	FF	FR - Yds	SpT
Sept 11	Min	L	p	0 0 0	0.0 0.0	0	0	0 0 0 0 0 0 0 0	0	0	0	0
Sept 18	@ Det	W	p	0 0 0	0.0 0.0	0	0	0 0 0 0 0 0 0 0	0	0	0	2
Sept 25	Oak	L	p	0 0 0	0.0 0.0	0	0	0 0 0 0 0 0 0 0	0	0	0	1
Oct 2	@ Hou	L	IA									
Oct 9	@ Mia	W	IA									
Oct 16	Cle	W	p	0 0 0	0.0 0.0	0	0	0 0 0 0 0 0 0 0	0	0	0	1
Oct 23	Ind	L	p	0 0 0	0.0 0.0	0	0	0 0 0 0 0 0 0 0	0	0	0	0
Oct 27	Jax	W	p	0 0 0	0.0 0.0	0	0	0 0 0 0 0 0 0 0	0	0	0	1
Nov 6	@ SD	L	p	0 0 0	0.0 0.0	0	0	0 0 0 0 0 0 0 0	0	0	0	1
Nov 13	GB	W	p	0 0 0	0.0 0.0	0	0	0 0 0 0 0 0 0 0	0	0	0	1
Nov 20	@ Ind	L	p	0 0 0	0.0 0.0	0	0	0 0 0 0 0 0 0 0	0	0	0	0
Nov 27	@ Chi	W	p	0 0 0	0.0 0.0	0	0	0 0 0 0 0 0 0 0	0	0	0	1
Dec 11	Den	W	p	0 0 0	0.0 0.0	0	0	0 0 0 0 0 0 0 0	0	0	0	1
Dec 18	@ KC	W	p	0 0 0	0.0 0.0	0	0	0 0 0 0 0 0 0 0	0	0	0	2
Dec 24	@ Jax	L	p	2 2 0	0.0 0.0	0	1	0 0 0 0 0 0 0 0	0	0	0	0
Jan 1	Hou	W	p	0 0 0	0.0 0.0	0	0	0 0 0 0 0 0 0 0	0	0	0	1
Totals	9-7	14/0		2 2 0	0.0 0.0	0	1	0 0 0 0 0 0 0 0	0	0	0	12

2017 Tennessee Titans

Date	Opp	W/L	P/S	Tot Solo Asst	Sk - Yds	QBP	TFL	Int- Yds -TD	PD	FF	FR - Yds	SpT
Sept 10	Oak	L	IA									
Sept 17	@ Jax	W	IA									
Sept 24	Sea	W	IA									
Oct 1	@ Hou	L	p	2 1 1	0.0 0.0	0	0	0 0 0 0 0 0 0 0	0	0	0	0
Oct 8	@ Mia	L	p	0 0 0	0.0 0.0	0	0	0 0 0 0 0 0 0 0	0	0	0	1
Oct 16	Ind	W	p	0 0 0	0.0 0.0	0	0	0 0 0 0 0 0 0 0	0	0	0	1
Oct 22	@ Cle	W	p	1 0 1	0.0 0.0	0	0	0 0 0 0 0 0 0 0	0	0	0	1
Nov 5	Bal	W	IA									
Nov 12	Cin	W	IA									
Nov 16	@ Pit	L	p	0 0 0	0.0 0.0	0	0	0 0 0 0 0 0 0 0	0	0	0	0
Nov 26	@ Ind											
Dec 3	Hou											
Dec 10	@ Ari											
Dec 17	@ SF											
Dec 24	LAR											
Dec 31	Jax											
Totals	6-4	5/0		3 1 2	0.0 0.0	0	0	0 0 0 0 0 0 0 0	0	0	0	3

NATE PALMER'S NFL STATISTICS

REGULAR SEASON				TACKLES							INTERCEPTIONS					FUMBLES			
Year	Team	GP	GS	Tot	Solo	Asst	Sk	Yds	QBP	TFL	No	Yds	Lg	TD	PD	FF	FR	Yds	SpT
2013	Green Bay	8	2	18	12	6	0.0	0.0	NA	NA	0	0	0	0	0	0	0	0	1
2014	Green Bay	0	0	Injured Reserve															
2015	Green Bay	16	10	80	55	25	1.0	0.0	NA	NA	0	0	0	0	3	0	0	0	4
2016	Tennessee	14	0	2	2	0	0.0	0.0	0	1	0	0	0	0	0	0	0	0	12
2017	Tennessee	5	0	3	1	2	0.0	0.0	0	0	0	0	0	0	0	0	0	0	3
NFL Totals		43	12	103	70	33	1.0	0.0	0	1	0	0	0	0	3	0	0	0	20

PLAYOFFS				TACKLES							INTERCEPTIONS					FUMBLES			
Year	Team	GP	GS	Tot	Solo	Asst	Sk	Yds	QBP	TFL	No	Yds	Lg	TD	PD	FF	FR	Yds	SpT
2013	Green Bay	0	0	0	0	0	0.0	0.0	NA	NA	0	0	0	0	0	0	0	0	0
2014	Green Bay	0	0	Injured Reserve															
2015	Green Bay	2	0	0	0	0	0.0	0.0	NA	NA	0	0	0	0	0	0	0	0	0
NFL Totals		2	0	0	0	0	0.0	0.0	NA	NA	0	0	0	0	0	0	0	0	0

Single-Game Highs

Tackles - 13 vs. San Diego (10/18/15)

Sacks - 1 at Minnesota (11/22/15)

Passes Defensed - 1 (Three times, last at San Francisco (10/4/15))

Special Teams Tackles - 2 (Twice, last at Kansas City 12/18/16)



24 KALAN REED

CORNERBACK • 5'11" • 192 LBS • COLLEGE: SOUTHERN MISS
ACQUIRED: 7TH ROUND - 2016 • NFL EXPERIENCE (NFL/TITANS): 1/1
HOMETOWN: BIRMINGHAM, ALA.
GAMES PLAYED/GAMES STARTED: 5/0 (PLAYOFFS: 0/0)



PRO: Kalan Reed was selected by the Titans with the final pick in the seventh round of the 2016 NFL Draft. The 5-foot-11-inch, 192-pounder saw action in four games as a rookie and collected a tackle on defense and a special teams stop on coverage units. Reed was a three-year starter at Southern Mississippi and has a knack for finding the end zone having returned three of his eight collegiate interceptions for touchdowns. His youth and athleticism adds to an already-competitive defensive back unit, and he also will compete for playing time on special teams coverage units.

CAREER HIGHLIGHTS:

- In 2015, Reed was named first-team All-Conference USA after notching a school record 19 passes defended, including a career-high four interceptions, two which he returned for touchdowns.

TITANS TIDBITS:

- The Titans selected Reed with the 253rd pick in the draft making him "Mr. Irrelevant," an unofficial title bestowed upon the last person selected in the NFL Draft. Reed was flown to California in early June for Irrelevant Week, which includes media events, fundraisers, and a banquet at which the honoree is given the Lowsman Trophy — as opposed to the Heisman Trophy.
- Reed lived in Nashville from the time he was two years old until he was six. He started playing football in Antioch, Tenn., with the Flatrock Vols pee-wee team and played during halftime of a Titans game when he was five years old.
- Reed's cousin, Maurice Kelly, played safety with the Seattle Seahawks and is currently the VP of Player Engagement for the organization. Reed's mother, Keyaschei, once worked in the Memphis Grizzlies ticket office.

CAREER TRANSACTIONS:

- The Birmingham, Ala., native was selected by the Titans in the seventh round (253rd overall) of the 2016 NFL Draft.
- Waived by the Titans on Sept. 3, 2016 and signed to the team's practice squad a day later.
- Signed by the Titans from their practice squad to the active roster on Nov. 28, 2016.

SEASON RECAPS:

2017 (1/0):

- Against Oakland (9/10), played as a reserve on special teams coverage units.
- At Jacksonville (9/17), was inactive.
- Against Seattle (9/24), was inactive.
- At Houston (10/1), was inactive.
- At Miami (10/8), was inactive.
- Against Indianapolis (10/16), was inactive.
- At Cleveland (10/22), was inactive.
- Against Baltimore (11/5), was inactive.
- Against Cincinnati (11/12), was inactive.
- At Pittsburgh (11/16), was inactive.

2016 (4/0): Played in four games as a rookie and collected a tackle on defense and a special teams stop on coverage units. Spent the first 12 weeks of the season on the Titans' practice squad. Appeared in his first career NFL game against Denver (12/11/16).

- Against Denver (12/11), made his NFL debut as a reserve on special teams.
- At Jacksonville (12/24), played as a reserve at cornerback after LeShaun

Sims left the game in the third quarter with an injury and posted a tackle.

- Against Houston (1/1), registered a special teams tackle on coverage units.

COLLEGE:

- In four seasons at Southern Mississippi (2012-15), finished his collegiate career having played in 48 games with 39 starts. Registered 152 career tackles, eight interceptions (three returned for touchdowns), 35 passes defended and 8.5 tackles for loss.
- As a senior (2015), named first-team All-Conference USA after starting all 14 games and registering 56 tackles, which was fourth-best on the team. Added a single-season school record 19 pass breakups and four interceptions, four tackles for loss for 14 yards, two fumble recoveries and two forced fumbles. Selected to play in the NFLPA Collegiate Bowl. Against Austin Peay (9/12), recorded his first interception on the season and returned it 76 yards for a touchdown. At Western Kentucky (12/5), registered an interception off Brandon Doughty and returned for a 40-yard touchdown in the Conference-USA Championship game.
- As a junior (2014), started all 12 games and recorded 34 tackles, a tackle for loss, two interceptions and a team-high nine pass breakups.
- As a sophomore (2013), started 10 games at cornerback and tallied 41 total tackles with 2.5 tackles for loss, an interception, five passes defended, a forced fumble and a fumble recovery. Named to the 2013-14 C-USA Commissioner's Academic Honor Roll.
- As a freshman (2012), jumped into the fold right away appearing in all 12 games with three starts. Posted 21 tackles on the year with one tackle for loss and two pass breakups. Named to the 2012-13 C-USA Commissioner's Academic Honor Roll. Against Marshall (10/20), collected his first career interception and returned it 19 yards for a touchdown.
- Majored in sports management at Southern Mississippi.

PERSONAL:

- Single, splits time between Nashville and Birmingham, Ala.
- Attended Briarwood Christian (Birmingham, Ala.) High School and helped the Lions reach the State Playoffs final three years of high school, including the State Championship as a junior.
- As a senior (2011), recorded 29 tackles, two interceptions and seven pass break ups.
- Also played basketball and was a member of the track & field team. Won State Championship in track in the 110-meter hurdles 300-meter hurdles and long jump as a senior, while taking second in the 110m hurdles and long jump as a junior.
- Follow Reed on Twitter at @kalan_reed11.
- Follow Reed on Instagram at @kalan_uno_uno.
- List of favorites: (TV show) "Law & Order"; (movie) "Ride Along" and "Remember the Titans"; (musician or band) Drake; (food) cajun pasta with crawfish, sausage and shrimp; (guilty pleasure) Nutella; (teams as a child) Tennessee Titans, Memphis Grizzlies and Atlanta Braves and (athlete as a child) LaDainian Tomlinson.
- Born Kalan Ascher Reed on Dec. 29, 1993 in Dallas, Texas.

KALAN REED'S GAME-BY-GAME

2016 Tennessee Titans

Date	Opp	W/L	P/S	Tot	Solo	Asst	Sk	- Yds	QBP	TFL	Int	Yds	-TD	PD	FF	FR	Yds	SpT	
Dec 11	Den	W	p	0	0	0	0.0	0.0	0	0	0	0	0	0	0	0	0	0	0
Dec 18	@ KC	W	p	0	0	0	0.0	0.0	0	0	0	0	0	0	0	0	0	0	0
Dec 24	@ Jax	L	p	1	1	0	0.0	0.0	0	0	0	0	0	0	0	0	0	0	0
Jan 1	Hou	W	p	0	0	0	0.0	0.0	0	0	0	0	0	0	0	0	0	0	1
Totals				3-1	4/0	1 1	0.0	0.0	0	0	0	0	0	0	0	0	0	0	1

2017 Tennessee Titans

Date	Opp	W/L	P/S	Tot	Solo	Asst	Sk	- Yds	QBP	TFL	Int	Yds	-TD	PD	FF	FR	Yds	SpT	
Sept 10	Oak	L	p	0	0	0	0.0	0.0	0	0	0	0	0	0	0	0	0	0	0
Sept 17	@ Jax	W	IA																
Sept 24	Sea	W	IA																
Oct 1	@ Hou	L	IA																
Oct 8	@ Mia	L	IA																
Oct 16	Ind	W	IA																

Oct 22	@ Cle	W	IA																
Nov 5	Bal	W	IA																
Nov 12	Cin	W	IA																
Nov 16	@ Pit	L	IA																
Nov 26	@ Ind																		
Dec 3	Hou																		
Dec 10	@ Ari																		
Dec 17	@ SF																		
Dec 24	LAR																		
Dec 31	Jax																		
Totals				6-4	1/0	0 0	0.0	0.0	0	0	0	0	0	0	0	0	0	0	0

KALAN REED'S NFL STATISTICS

REGULAR SEASON

Year	Team	GP	GS	TACKLES						INTERCEPTIONS					FUMBLES					
				Tot	Solo	Asst	Sk	Yds	QBP	TFL	No	Yds	Lg	TD	PD	FF	FR	Yds	SpT	
2016	Tennessee	4	0	1	1	0	0.0	0.0	0	0	0	0	0	0	0	0	0	0	0	1
2017	Tennessee	1	0	0	0	0	0.0	0.0	0	0	0	0	0	0	0	0	0	0	0	0
NFL Totals		5	0	1	1	0	0.0	0.0	0	0	0	0	0	0	0	0	0	0	0	1

Single-Game Highs

Tackles - 1 at Jacksonville (12/24/16)
 Special Teams Tackles - 1 vs. Houston (1/1/17)



35 CURTIS RILEY

DEFENSIVE BACK • 6'0" • 190 LBS • COLLEGE: FRESNO STATE
ACQUIRED: FREE AGENT - 2015 • NFL EXPERIENCE (NFL/TITANS): 3/3
HOMETOWN: ORLANDO, FLA.
GAMES PLAYED/GAMES STARTED: 10/0 (PLAYOFFS: 0/0)



PRO: The Titans signed Curtis Riley as a rookie free agent following the 2015 NFL Draft. The 6-foot, 190-pound defensive back spent his entire rookie campaign on injured reserve after hurting his ankle in training camp. In his second season, Riley made his NFL debut Week 5 and saw action in four contests on special teams. In his third season, he will compete as a reserve defensive back and special teams contributor.

CAREER HIGHLIGHTS:

- In 2016, made his NFL debut in Week 5 at Miami (10/9) on special teams.

TITANS TIDBITS:

- While out of college in 2011, Riley worked at Family Dollar in Orlando to help his mother pay the bills.

CAREER TRANSACTIONS:

- The Orlando, Fla., native was signed by the Titans as an undrafted free agent on May 11, 2015.
- Waived injured by the Titans on Aug. 10, 2015 and subsequently reverted to injured reserve.
- Waived by the Titans on Sept. 3, 2016 and signed to the team's practice squad a day later.
- Signed by the Titans to their active roster from the practice squad on Sept. 22, 2016.

SEASON RECAPS:

2017 (6/0): Registered his first career interception at Jacksonville (9/17/17). Has tied for the team lead in passes defended once in 2017 (at JAX).

- Against Oakland (9/10), was inactive.
- At Jacksonville (9/17), made his season debut as a reserve defensive back and collected three tackles and his first career interception. Intercepted a Blake Bortles pass that was initially deflected by Avery Williamson in the second quarter.
- Against Seattle (9/24), saw action as a reserve at safety and notched a tackle.
- At Houston (10/1), played as a reserve at safety and tallied a career-high five tackles and a quarterback pressure.
- At Miami (10/8), saw action as a reserve at safety and on special teams. Totaled a tackle on defense and a stop on special teams.
- Against Indianapolis (10/16), played as a reserve at safety and recorded two tackles. Notched a special teams tackle on coverage units.
- At Cleveland (10/22), saw action as a reserve at safety and posted a tackle.
- Against Baltimore (11/5), was inactive.
- Against Cincinnati (11/12), was inactive.
- At Pittsburgh (11/16), was inactive.

2016 (4/0): Saw action as a reserve in four games primarily on special teams. Was inactive for 10 games. Spent the first two weeks on the Titans' practice squad. Appeared in his first career NFL game at Miami (10/9).

- At Miami (10/9), made his NFL debut as a reserve on special teams.
- Against Jacksonville (10/27), played as a reserve on special teams.
- At San Diego (11/6), saw action as a reserve on special teams.
- At Chicago (11/27), played as a reserve on special teams.

2015 (0/0): Spent his entire rookie season on injured reserve (ankle).

COLLEGE:

- Played in 26 games with 19 starts in two seasons at Fresno State, following previous stops at Mars Hill College (2010) and Fullerton College

(2012). Totaled 106 tackles, 10 tackles for loss, one interception, 16 passes defended, two forced fumbles, one fumble recovery, two quarterback hurries and one sack during his time at Fresno State.

- As a senior (2014), played in 13 of the team's 14 games, missing the Hawai'i Bowl with a foot injury. Made eight starts on the season at cornerback. His 53 tackles ranked ninth on the team. Had 4.5 tackles for a loss on the season, the second most from any defensive back on the team. Also recorded one sack, forced and recovered one fumble on the year and had a team-high eight pass breakups. Invited to play in the 2015 East-West Shrine Game, but was unable to participate due to injury.

- As a junior (2013), played in all 13 games, starting the first 11 of the season. Recorded 53 tackles, 5.5 tackles for loss, an interception, a forced fumble and a quarterback hurry. Tied for the team lead with eight pass breakups. Posted a season-high of six tackles in six different games.

- As a sophomore (2012), enrolled at Fullerton College but was not eligible for games due to credits not transferring from Mars Hill. Competed with the track and field team during the spring (4x400 relay, 4x100 relay and long jump).

- Was not enrolled in 2011.

- As a freshman (2010), played at Division II Mars Hill (N.C.) College and recorded 52 tackles, two interceptions and one tackle for a loss.

- Majored in journalism and mass communications at Fresno State.

PERSONAL:

- Played quarterback as a senior at University (Orlando, Fla.) High School, where he was named his team's offensive MVP and was selected as a Central Florida Top 100 player.

- As a high school junior, was a starting quarterback and safety.

- Also was on the basketball and track teams in high school.

- Follow Riley on Instagram and Twitter at @curtis35riley.

- Born Curtis Kaazim Riley Jr. on July 18, 1992 in White Plains, N.Y.

CURTIS RILEY'S GAME-BY-GAME

2016 Tennessee Titans

Date	Opp	W/L	P/S	Tot	Solo	Asst	Sk	- Yds	QBP	TFL	Int	- Yds	-TD	PD	FF	FR	- Yds	SpT	
Sept 11	Min																		
Practice Squad																			
Sept 18	@ Det																		
Signed to the active roster on Sept. 22, 2016																			
Sept 25	Oak	L	IA																
Oct 2	@ Hou	L	IA																
Oct 9	@ Mia	W	p	0	0	0	0.0	0.0	0	0	0	0	0	0	0	0	0	0	0
Oct 16	Cle	W	IA																
Oct 23	Ind	L	IA																
Oct 27	Jax	W	p	0	0	0	0.0	0.0	0	0	0	0	0	0	0	0	0	0	0
Nov 6	@ SD	L	p	0	0	0	0.0	0.0	0	0	0	0	0	0	0	0	0	0	0
Nov 13	GB	W	IA																
Nov 20	@ Ind	L	IA																
Nov 27	@ Chi	W	p	0	0	0	0.0	0.0	0	0	0	0	0	0	0	0	0	0	0
Dec 11	Den	W	IA																
Dec 18	@ KC	W	IA																
Dec 24	@ Jax	L	IA																
Jan 1	Hou	W	IA																
Totals				9-7	4/0	0	0	0	0.0	0.0	0	0	0	0	0	0	0	0	0

2017 Tennessee Titans

Date	Opp	W/L	P/S	Tot	Solo	Asst	Sk	- Yds	QBP	TFL	Int	- Yds	-TD	PD	FF	FR	- Yds	SpT	
Sept 10	Oak	L	IA																
Sept 17	@ Jax	W	p	3	0	3	0.0	0.0	0	0	1	2	0	1	0	0	0	0	
Sept 24	Sea	W	p	1	0	1	0.0	0.0	0	0	0	0	0	0	0	0	0	0	
Oct 1	@ Hou	L	p	5	5	0	0.0	0.0	1	0	0	0	0	0	0	0	0	0	
Oct 8	@ Mia	L	p	1	0	1	0.0	0.0	0	0	0	0	0	0	0	0	0	1	
Oct 16	Ind	W	p	2	2	0	0.0	0.0	0	0	0	0	0	0	0	0	0	1	
Oct 22	@ Cle	W	p	1	1	0	0.0	0.0	0	0	0	0	0	0	0	0	0	0	
Nov 5	Bal	W	IA																
Nov 12	Cin	W	IA																
Nov 16	@ Pit	L	IA																
Nov 26	@ Ind																		
Dec 3	Hou																		
Dec 10	@ Ari																		
Dec 17	@ SF																		
Dec 24	LAR																		
Dec 31	Jax																		
Totals				6-4	6/0	13	8	5	0.0	0.0	1	0	1	2	0	1	0	0	2

CURTIS RILEY'S NFL STATISTICS

REGULAR SEASON

Year	Team	GP	GS	TACKLES							INTERCEPTIONS					FUMBLES			
				Tot	Solo	Asst	Sk	Yds	QBP	TFL	No	Yds	Lg	TD	PD	FF	FR	Yds	SpT
2015	Tennessee	0	0	Injured Reserve															
2016	Tennessee	4	0	0	0	0	0.0	0.0	0	0	0	0	0	0	0	0	0	0	0
2017	Tennessee	6	0	13	8	5	0.0	0.0	1	0	1	2	2	0	1	0	0	0	2
NFL Totals		10	0	13	8	5	0.0	0.0	1	0	1	2	2	0	1	0	0	0	2

Single-Game Highs

Tackles - **5 at Houston (10/1/17)**

Interceptions - **1 at Jacksonville (9/17/17)**

Special Teams Tackles - **1 (Twice, last vs. Indianapolis (10/16/17))**



26 LOGAN RYAN

CORNERBACK • 5'11" • 195 LBS • COLLEGE: RUTGERS
ACQUIRED: UNRESTRICTED FREE AGENT (NEW ENGLAND) - 2017
NFL EXPERIENCE (NFL/TITANS): 5/1 • HOMETOWN: VOORHEES, N.J.
GAMES PLAYED/GAMES STARTED: 74/50 (PLAYOFFS: 10/5)



Super Bowl: 2014, 2016

PRO: The Titans entered the 2017 NFL free agency period looking to add leadership and experience to their secondary. The club found just that when they signed two-time Super Champion Logan Ryan as an unrestricted free agent on March 11, 2017. The 5-foot-11-inch, 195-pounder arrived in Tennessee having collected 14 total interceptions in four seasons (2013-16) with the New England Patriots. The Rutgers product was originally drafted by the Patriots in the third round (83rd overall) of the 2013 NFL Draft.

CAREER HIGHLIGHTS:

- Ryan is a two-time Super Bowl champion, having captured the title with the New England Patriots in 2014 and 2016.
- In 2016, Ryan posted 92 tackles, two interceptions, a sack, 11 passes defended, three quarterback pressures and a forced fumble. He started all three postseason games and collected 22 tackles, an interception, a sack, four passes defended and a quarterback hit.
- In 2015, Ryan collected 82 tackles, a team-high four interceptions and 14 passes defended.
- In 2013, Ryan led all rookies and finished tied for the AFC lead with five interceptions.

TITANS TIDBITS:

- While taking wedding photos in the St. Lucian town of Soufriere, Logan and his wife, Ashley, came across a bunch of stray dogs. One dog in particular followed them through the streets and impacted the couple. When the newlyweds flew back home, they were determined to help in any way possible. The couple donated money to @helpaws, a St. Lucian-based dog rescue, and encouraged all friends and family that instead of giving wedding gifts to make donations. The company later reached out and based on a picture the couple posted on social media, they found the particular dog, named her Logan, and part of the donation paid for her spay.
- During the 2017 offseason, Ryan and N.Y. Giants cornerback Eli Apple hosted their first #ThursdayNightLights Football Camp on June 29. The free event for ages 8-18 was funded by the two Eastern High School grads. The night was filled with football, celebrity guests, music, and took place on the high school field where both players put in countless hours to get to where they are today.
- In June 2017, Ryan surprised his big brother, Jordan, by paying off his student loans for his 29th birthday. Logan cut a check for \$82,000 to the American Education Services to cover Jordan's loans from earning his engineering degree from Drexel University. "My man got accepted to college, graduated with honors, and now works as an engineer. He did everything the right way and still lived with a ridiculous amount of student loan debt. The system is broke and makes no sense. I'm fortunate and blessed to be able to take care of that for him."
- When Ryan decided to leave Rutgers and enter the NFL Draft after his redshirt junior season in 2012, he made a promise to his parents that after his rookie year, he would return to school and earn his degree. Ryan kept his promise and graduated in the spring of 2014 with a degree in labor relations and a minor in psychology. "I committed to Rutgers, not only as a football player, but as a student, so I was going to make sure I finished that end too. It's a big accomplishment in my life. I held my word to my parents and stuck with it and I'm fortunate. It took a lot of work, but I was able to go back and finish and walk in graduation."

CAREER TRANSACTIONS:

- The Voorhees, N.J., native was originally selected by the New England Patriots in the third round (83rd overall) of the 2013 NFL Draft.
- Signed by the Titans as an unrestricted free agent on March 11, 2017.

SEASON RECAPS:

2017 (10/10 - Tennessee): Ranks third on the team with 11 passes defended. Has led or tied for the team lead in passes defended twice in 2017 (vs. SEA, vs. IND).

- Against Oakland (9/10), started at cornerback in his Titans debut and posted four tackles and a forced fumble. Forced an Amari Cooper fumble that went out of bounds in the third quarter.
- At Jacksonville (9/17), started at cornerback and collected eight tackles.
- Against Seattle (9/24), started at cornerback and notched eight tackles and a team-high three passes defended. Broke up a first-and-goal pass intended for Doug Baldwin late in the second quarter. Batted down a pass intended for Jimmy Graham in the end zone in the fourth quarter. Knocked down a third-and-six pass intended for Tyler Lockett in the fourth quarter.
- At Houston (10/1), started at cornerback and tallied six tackles. Stuffed D'Onta Foreman for no gain on a rush off left guard in the final stanza.
- At Miami (10/8), started at cornerback and totaled two tackles, including a stop for loss. Ended a Dolphins' drive by stopping Jakeem Grant for a one-yard loss on a short, third-and-17 yard pass in the third stanza. Combined with Derrick Morgan to stuff Jay Ajayi for a two-yard loss on a rush off right tackle in the fourth quarter.
- Against Indianapolis (10/16), started at cornerback and recorded three tackles, a team-high two passes defended and a stop for loss. Halted a Colts' drive by knocking down a third-and-six pass intended for T.Y. Hilton in the third quarter. Stonewalled Robert Turbin for a three-yard loss on a rush up the middle in the fourth quarter. Broke up a pass intended for Jack Doyle late in the final stanza.
- At Cleveland (10/22), started at cornerback and posted two tackles.
- Against Baltimore (11/5), started at cornerback and collected seven tackles and three passes defended. Broke up a deep pass intended for Breshad Perriman in the opening quarter. Jarred loose a pass intended for Perriman and the ball was corralled by Kevin Byard for an interception in the first stanza.
- Against Cincinnati (11/12), started at cornerback and recorded five tackles and a pass defended. Ended a Bengals' drive by breaking up a pass intended for A.J. Green on third-and-11 in the third quarter.
- At Pittsburgh (11/16), started at cornerback and notched seven tackles and two passes defended. Broke up a deep pass intended for Martavis Bryant in the second quarter.

2016 (16/13, 3/3 - New England): Saw action in all 16 games with 13 starts and amassed 92 tackles, two interceptions, a sack, 11 passes defended, three quarterback pressures and a forced fumble. Started all three postseason games and collected 22 tackles, an interception, a sack, four passes defended and a quarterback hit.

- Against Miami (9/18), finished second on the team with seven tackles and a forced fumble at the Miami 46 that was recovered by Chris Long in the win.
- Against Buffalo (10/2), led the team with a career-best 17 tackles.
- At San Francisco (11/20), recorded three tackles and two passes defended starting at right cornerback in the win.
- At N.Y. Jets (11/27), led the team with seven tackles and added two passes defended in the win.
- Against Los Angeles (12/4), sacked quarterback Jared Goff for a loss of 12.5 yards in the second quarter of the win for his first sack since he recorded 1.5 sacks as a rookie in 2013.
- At Denver (12/18), led the team with seven tackles while also adding an interception and a pass defended in the win.
- At Miami (1/1), started at cornerback and had a team-leading seven

tackles to go along with an interception and a pass defended in the win.

- Against Houston (1/14), picked off Brock Osweiler for a 23-yard return in the fourth quarter of the Divisional Round game. Added a five-yard sack of Osweiler to go along with seven total tackles and three passes defended.
- Against Pittsburgh (1/22), started at cornerback and led the team with nine tackles, while also contributing a pass defense in the AFC Championship game.
- Against Atlanta (2/5), started at cornerback and tied for the team lead with six tackles in the victory over the Falcons in Super Bowl LI.

2015 (16/14, 2/2 - New England): Played in all 16 regular season contests with 14 starts at cornerback and accumulated 82 tackles, a team-high four interceptions and 14 passes defended. Started both playoff games and accumulated 14 tackles and one pass defended.

- At Buffalo (9/20), registered four tackles and an interception late in the fourth quarter that helped New England seal the victory.
- At Indianapolis (10/18), started at right cornerback, and played every defensive snap in the win while recording a single-game, career-high 11 tackles and one pass defended.
- Against Miami (10/29), started at right cornerback and recorded eight tackles, one pass defended and an interception that set up a Patriots field goal in the win.
- Against Kansas City (1/16), made his first postseason start and recorded nine tackles in the Divisional playoff victory.

2014 (16/6, 3/0 - New England): Played all 16 regular season games with six starts and compiled 36 tackles, two interceptions, six passes defended, one forced fumble and eight special teams tackles. Appeared in all three playoff games as a reserve and made four tackles, one pass defended and forced one fumble.

- At Miami (9/7), rotated in at defensive back in the season opener and forced his second career fumble that was recovered by Darrelle Revis in Patriots territory to prevent a Miami scoring drive.
- At Minnesota (9/14), started at cornerback and recorded his first interception of the season off Matt Cassel that led to a Patriots field goal in the win.
- Against Detroit (11/23), intercepted a Matthew Stafford pass intended for Golden Tate in the win.
- Against Baltimore (1/10), posted one tackle and forced a fumble in the AFC Divisional win.
- Against Seattle (2/1), posted one tackle and one pass defended in the Super Bowl XLIX win.

2013 (16/7, 2/0 - New England): Played all 16 regular season games with seven starts and posted 41 tackles, 1.5 sacks, five interceptions for 82 return yards and one touchdown, 10 passes defended and one forced fumble. Played in both postseason games as a reserve and registered 12 tackles. Led all NFL rookies and tied for the AFC lead with a team-high five interceptions.

- Against New Orleans (10/13), made his first career start.
- At N.Y. Jets (10/20), returned his first career interception 79 yards for a touchdown. Also collected four tackles.
- Against Miami (10/27), forced a fumble on his first NFL sack. Strip-sacked Ryan Tannehill, forcing a fumble that was recovered by Rob Ninkovich deep in Miami territory. New England scored a touchdown three plays later. Finished the game with four tackles, 1.5 sacks for 18 yards, one pass defended and one forced fumble.
- Against Denver (11/24), started as the nickel cornerback and intercepted a Peyton Manning pass early in the fourth quarter that led to a touchdown. Also posted four tackles.
- At Houston (12/1), intercepted a pass for the second straight game and made three tackles.
- At Baltimore (12/22), picked off two passes for the first two interception game of his career. The offense turned the interceptions into 10 points en route to a 41-7 win.

COLLEGE:

- Started 27 of 37 games at cornerback for Rutgers and recorded 170 career tackles with a half sack, 11 stops for losses of 49 yards and a quarterback pressure. Also forced two fumbles and recovered four others, returning one 18 yards. Deflected 39 passes and made seven interceptions for 73 yards in returns, including one touchdown.
- Earned first team All-American honors (Pro Football Weekly) and second-team All-America accolades from The NFL Draft Report, All-Big East Conference.

- As a junior (2012), started all 13 games, recording 94 tackles, 17 pass breakups and four interceptions. Named to All-Big East first team at cornerback and was named a semifinalist for the Jim Thorpe Award, given annually to college football's top defensive back. Earned Axe Player of the Year at RU banquet. Was a three-time member of the Big East All-Academic Football Team.
- As a sophomore (2011), started all 13 games and recorded 67 tackles, including 5.5 tackles for loss and a half sack. Named All-Big East second team for his efforts. Was a member of the Big East All-Academic Football Team.
- As a redshirt freshman (2010), appeared in 11 games at cornerback and posted nine tackles. Named a member of the Big East All-Academic Football Team.
- In 2009, reshifted in his first year with the Scarlet Knights.
- Majored in labor studies at Rutgers.

PERSONAL:

- Married to Ashley, and the couple has a daughter, Avery.
- Played both quarterback and cornerback at Eastern High School. Was rated the No. 1 cornerback in New Jersey by Rivals.com and ranked as the No. 9 overall prospect in New Jersey by Rivals.com and the No. 15 cornerback prospect nationally by ESPN.com.
- As a senior, threw for 1,070 yards and eight touchdowns and rushed for 699 yards and nine touchdowns while running a spread offense. Also tallied 43 tackles, two tackles for loss and five interceptions in earning South Jersey Player of the Year Defensive honors from the Philadelphia Inquirer.
- During his final two scholastic campaigns, Ryan threw for more than 2,500 yards and accounted for 35 total touchdowns in guiding Eastern to a 16-5 record and consecutive state playoff berths.
- Follow Ryan on Twitter and Instagram at @realloganryan.
- Born Logan Daniel Ryan on Feb. 9, 1991 in Berlin, N.J.

LOGAN RYAN'S GAME-BY-GAME

2013 New England Patriots

Date	Opp	W/L	P/S	Tot Solo Asst	Sk - Yds	QB	TFL	Int - Yds	-TD	PD	FF	FR - Yds	SpT
Sept 8	@ Buf	W	p	0 0 0	0.0 0.0	NA	NA	0 0 0	0 0 0	0 0	0 0	0 0	0 0
Sept 12	NYJ	W	p	0 0 0	0.0 0.0	NA	NA	0 0 0	0 0 0	0 0	0 0	0 0	0 0
Sept 22	TB	W	p	3 2 1	0.0 0.0	NA	NA	0 0 0	0 0 0	0 0	0 0	0 0	0 0
Sept 29	@ Atl	W	p	3 2 1	0.0 0.0	NA	NA	0 0 0	0 0 0	0 0	0 0	0 0	0 0
Oct 6	@ Cin	L	p	3 2 1	0.0 0.0	NA	NA	0 0 0	0 0 0	0 0	0 0	0 0	0 0
Oct 13	NO	W	S	0 0 0	0.0 0.0	NA	NA	0 0 0	0 0 0	0 0	0 0	0 0	0 0
Oct 20	@ NYJ	L	S	4 4 0	0.0 0.0	NA	NA	1 79	1 1 0	0 0	0 0	0 0	0 0
Oct 27	Mia	W	p	4 4 0	1.5 14.0	NA	NA	0 0 0	1 1 0	0 0	0 0	0 0	0 0
Nov 3	Pit	W	p	3 3 0	0.0 0.0	NA	NA	0 0 0	0 0 0	0 0	0 0	0 0	0 0
Nov 18	@ Car	L	p	0 0 0	0.0 0.0	NA	NA	0 0 0	1 0 0	0 0	0 0	0 0	0 0
Nov 24	Den	W	S	4 3 1	0.0 0.0	NA	NA	1 0 0	1 0 0	0 0	0 0	0 0	0 0
Dec 1	@ Hou	W	S	3 3 0	0.0 0.0	NA	NA	1 2 0	2 0 0	0 0	0 0	0 0	0 0
Dec 8	Cle	W	S	5 3 2	0.0 0.0	NA	NA	0 0 0	0 0 0	0 0	0 0	0 0	0 0
Dec 15	@ Mia	L	p	2 1 1	0.0 0.0	NA	NA	0 0 0	1 0 0	0 0	0 0	0 0	0 0
Dec 22	@ Bal	W	S	1 0 1	0.0 0.0	NA	NA	2 1 0	3 0 0	0 0	0 0	0 0	0 0
Dec 29	Buf	W	S	6 6 0	0.0 0.0	NA	NA	0 0 0	0 0 0	0 0	0 0	0 0	0 0
Totals		12-4	16/7	41 33 8	1.5 14.0	NA	NA	5 82	1 10 1	0 0	0 0	0 0	0 0
Playoffs													
Jan 11	Ind	W	p	4 4 0	0.0 0.0	NA	NA	0 0 0	0 0 0	0 0	0 0	0 0	0 0
Jan 19	@ Den	L	p	8 5 3	0.0 0.0	NA	NA	0 0 0	0 0 0	0 0	0 0	0 0	0 0
Totals		1-1	2/0	12 9 3	0.0 0.0	NA	NA	0 0 0	0 0 0	0 0	0 0	0 0	0 0

2014 New England Patriots

Date	Opp	W/L	P/S	Tot Solo Asst	Sk - Yds	QB	TFL	Int - Yds	-TD	PD	FF	FR - Yds	SpT
Sept 7	@ Mia	L	p	1 1 0	0.0 0.0	NA	NA	0 0 0	0 0 0	0 0	0 0	0 0	0 1
Sept 14	@ Min	W	S	2 2 0	0.0 0.0	NA	NA	1 0 0	2 0 0	0 0	0 0	0 0	0 0
Sept 21	Oak	W	S	4 3 1	0.0 0.0	NA	NA	0 0 0	1 0 0	0 0	0 0	0 0	0 0
Sept 29	@ KC	L	S	2 2 0	0.0 0.0	NA	NA	0 0 0	0 0 0	0 0	0 0	0 0	0 0
Oct 5	Cin	W	p	1 1 0	0.0 0.0	NA	NA	0 0 0	0 0 0	0 0	0 0	0 0	0 3
Oct 12	@ Buf	W	p	0 0 0	0.0 0.0	NA	NA	0 0 0	0 0 0	0 0	0 0	0 0	0 0
Oct 16	NYJ	W	p	4 2 2	0.0 0.0	NA	NA	0 0 0	0 0 0	0 0	0 0	0 0	0 0
Oct 26	Chi	W	S	4 3 1	0.0 0.0	NA	NA	0 0 0	0 0 0	0 0	0 0	0 0	0 0
Nov 2	Den	W	p	0 0 0	0.0 0.0	NA	NA	0 0 0	0 0 0	0 0	0 0	0 0	0 1
Nov 16	@ Ind	W	p	3 2 1	0.0 0.0	NA	NA	0 0 0	2 0 0	0 0	0 0	0 0	0 0
Nov 23	Det	W	p	1 0 1	0.0 0.0	NA	NA	1 0 0	1 0 0	0 0	0 0	0 0	0 0
Nov 30	@ GB	L	S	3 2 1	0.0 0.0	NA	NA	0 0 0	0 0 0	0 0	0 0	0 0	0 0
Dec 7	@ SD	W	p	0 0 0	0.0 0.0	NA	NA	0 0 0	0 0 0	0 0	0 0	0 0	0 1
Dec 14	Mia	W	p	2 2 0	0.0 0.0	NA	NA	0 0 0	0 0 0	0 0	0 0	0 0	0 0
Dec 21	@ NYJ	W	p	4 2 2	0.0 0.0	NA	NA	0 0 0	0 0 0	0 0	0 0	0 0	0 1
Dec 28	Buf	L	S	5 2 3	0.0 0.0	NA	NA	0 0 0	0 0 0	0 0	0 0	0 0	0 0
Totals		12-4	16/6	36 24 12	0.0 0.0	NA	NA	2 0 0	6 0 0	0 0	0 0	0 0	8 8
Playoffs													
Jan 10	Bal	W	p	1 1 0	0.0 0.0	NA	NA	0 0 0	0 1 0	0 0	0 0	0 0	0 0
Jan 18	Ind	W	p	2 2 0	0.0 0.0	NA	NA	0 0 0	0 0 0	0 0	0 0	0 0	0 0
Feb 1	Sea	W	p	1 1 0	0.0 0.0	NA	NA	0 0 0	1 0 0	0 0	0 0	0 0	0 0
Totals		3-0	3/0	4 4 0	0.0 0.0	NA	NA	0 0 0	1 1 0	0 0	0 0	0 0	0 0

2015 New England Patriots

Date	Opp	W/L	P/S	Tot Solo Asst	Sk - Yds	QB	TFL	Int - Yds	-TD	PD	FF	FR - Yds	SpT
Sept 10	Pit	W	p	0 0 0	0.0 0.0	NA	NA	0 0 0	0 0 0	0 0	0 0	0 0	0 0
Sept 20	@ Buf	W	p	4 3 1	0.0 0.0	NA	NA	1 0 0	1 0 0	0 0	0 0	0 0	0 0
Sept 27	Jax	W	S	4 4 0	0.0 0.0	NA	NA	0 0 0	0 0 0	0 0	0 0	0 0	0 0
Oct 11	@ Dal	W	S	5 4 1	0.0 0.0	NA	NA	1 25	0 1 0	0 0	0 0	0 0	0 0
Oct 18	@ Ind	W	S	11 6 5	0.0 0.0	NA	NA	0 0 0	1 0 0	0 0	0 0	0 0	0 0
Oct 25	NYJ	W	S	5 4 1	0.0 0.0	NA	NA	0 0 0	0 0 0	0 0	0 0	0 0	0 0
Oct 29	Mia	W	S	8 6 2	0.0 0.0	NA	NA	1 1 0	1 0 0	0 0	0 0	0 0	0 0
Nov 8	Was	W	S	6 6 0	0.0 0.0	NA	NA	1 13	0 2 0	0 0	0 0	0 0	0 0

Nov 15	@ NYG	W	S	3 3 0	0.0 0.0	NA	NA	0 0 0	0 0 0	0 0	0 0	0 0	0 0
Nov 23	Buf	W	S	9 7 2	0.0 0.0	NA	NA	0 0 0	1 0 0	0 0	0 0	0 0	0 0
Nov 29	@ Den	L	S	5 2 3	0.0 0.0	NA	NA	0 0 0	4 0 0	0 0	0 0	0 0	0 0
Dec 6	Phi	L	S	3 2 1	0.0 0.0	NA	NA	0 0 0	0 0 0	0 0	0 0	0 0	0 0
Dec 13	@ Hou	W	S	5 3 2	0.0 0.0	NA	NA	0 0 0	2 0 0	0 0	0 0	0 0	0 0
Dec 20	Ten	W	S	7 6 1	0.0 0.0	NA	NA	0 0 0	0 0 0	0 0	0 0	0 0	0 0
Dec 27	@ NYJ	L	S	4 3 1	0.0 0.0	NA	NA	0 0 0	0 0 0	0 0	0 0	0 0	0 0
Jan 3	@ Mia	L	S	3 3 0	0.0 0.0	NA	NA	0 0 0	0 0 0	0 0	0 0	0 0	0 0
Totals		12-4	16/14	82 62 20	0.0 0.0	NA	NA	4 39	0 14 0	0 0	0 0	0 0	0 0

Playoffs

Jan 16	KC	W	S	9 8 1	0.0 0.0	NA	NA	0 0 0	0 0 0	0 0	0 0	0 0	0 0
Jan 24	@ Den	L	S	5 5 0	0.0 0.0	NA	NA	0 0 0	1 0 0	0 0	0 0	0 0	0 0
Totals		1-1	2/2	14 13 1	0.0 0.0	NA	NA	0 0 0	1 0 0	0 0	0 0	0 0	0 0

2016 New England Patriots

Date	Opp	W/L	P/S	Tot Solo Asst	Sk - Yds	QB	TFL	Int - Yds	-TD	PD	FF	FR - Yds	SpT
Sept 11	@ Ari	W	S	6 4 2	0.0 0.0	NA	NA	0 0 0	1 0 0	0 0	0 0	0 0	0 0
Sept 18	Mia	W	S	7 7 0	0.0 0.0	NA	NA	0 0 0	0 1 0	0 0	0 0	0 0	0 0
Sept 22	Hou	W	S	4 3 1	0.0 0.0	NA	NA	0 0 0	1 0 0	0 0	0 0	0 0	0 0
Oct 2	Buf	L	S	17 14 3	0.0 0.0	NA	NA	0 0 0	0 0 0	0 0	0 0	0 0	0 0
Oct 9	@ Cle	W	S	2 2 0	0.0 0.0	NA	NA	0 0 0	0 0 0	0 0	0 0	0 0	0 0
Oct 16	Cin	W	S	5 5 0	0.0 0.0	NA	NA	0 0 0	0 0 0	0 0	0 0	0 0	0 0
Oct 23	@ Pit	W	p	4 3 1	0.0 0.0	NA	NA	0 0 0	1 0 0	0 0	0 0	0 0	0 0
Oct 30	@ Buf	W	p	4 3 1	0.0 0.0	NA	NA	0 0 0	0 0 0	0 0	0 0	0 0	0 0
Nov 13	Sea	L	S	3 2 1	0.0 0.0	NA	NA	0 0 0	1 0 0	0 0	0 0	0 0	0 0
Nov 20	@ SF	W	S	3 2 1	0.0 0.0	NA	NA	0 0 0	2 0 0	0 0	0 0	0 0	0 0
Nov 27	@ NYJ	W	S	7 5 2	0.0 0.0	NA	NA	0 0 0	2 0 0	0 0	0 0	0 0	0 0
Dec 4	LA	W	S	5 5 0	1.0 12.0	NA	NA	0 0 0	0 0 0	0 0	0 0	0 0	0 0
Dec 12	Bal	W	S	7 5 2	0.0 0.0	NA	NA	0 0 0	0 0 0	0 0	0 0	0 0	0 0
Dec 18	@ Den	W	S	7 7 0	0.0 0.0	NA	NA	1 46	0 1 0	0 0	0 0	0 0	0 0
Dec 24	NYJ	W	p	4 1 3	0.0 0.0	NA	NA	0 0 0	1 0 0	0 0	0 0	0 0	0 0
Jan 1	@ Mia	W	S	7 6 1	0.0 0.0	NA	NA	1 0 0	1 0 0	0 0	0 0	0 0	0 0
Totals		14-2	16/13	92 74 18	1.0 12.0	NA	NA	2 46	0 11 1	0 0	0 0	0 0	0 0

Playoffs

Jan 14	Hou	W	S	7 4 3	1.0 5.0	NA	NA	1 23	0 3 0	0 0	0 0	0 0	0 0
Jan 22	Pit	W	S	9 8 1	0.0 0.0	NA	NA	0 0 0	1 0 0	0 0	0 0	0 0	0 0
Feb 5	Atl	W	S	6 4 2	0.0 0.0	NA	NA	0 0 0	0 0 0	0 0	0 0	0 0	0 0
Totals		3-0	3/3	22 16 6	1.0 5.0	NA	NA	1 23	0 4 0	0 0	0 0	0 0	0 0

2017 Tennessee Titans

Date	Opp	W/L	P/S	Tot Solo Asst	Sk - Yds	QB	TFL	Int - Yds	-TD	PD	FF	FR - Yds	SpT
Sept 10	Oak	L	S	4 1 3	0.0 0.0	0	0	0 0 0	0 0 0	0 0	0 0	0 0	0 0
Sept 17	@ Jax	W	S	8 8 0	0.0 0.0	0	0	0 0 0	0 0 0	0 0	0 0	0 0	0 0
Sept 24	Sea	W	S	8 5 3	0.0 0.0	0	0	0 0 0	0 0 0	3 0	0 0	0 0	0 0
Oct 1	@ Hou	L	S	6 6 0	0.0 0.0	0	0	0 0 0	0 0 0	0 0	0 0	0 0	0 0
Oct 8	@ Mia	L	S	2 2 0	0.0 0.0	0	1	0 0 0	0 0 0	0 0	0 0	0 0	0 0
Oct 16	Ind	W	S	3 2 1	0.0 0.0	0	1	0 0 0	0 0 0	2 0	0 0	0 0	0 0
Oct 22	@ Cle	W	S	2 1 1	0.0 0.0	0	0	0 0 0	0 0 0	0 0	0 0	0 0	0 0
Nov 5	Bal	W	S	7 5 2	0.								

LOGAN RYAN'S NFL STATISTICS

REGULAR SEASON				TACKLES							INTERCEPTIONS					FUMBLES			
Year	Team	GP	GS	Tot	Solo	Asst	Sk	Yds	QBP	TFL	No	Yds	Lg	TD	PD	FF	FR	Yds	SpT
2013	New England	16	7	41	33	8	1.5	14.0	NA	NA	5	82	79t	1	10	1	0	0	0
2014	New England	16	6	36	24	12	0.0	0.0	NA	NA	2	0	0	0	6	1	0	0	8
2015	New England	16	14	82	62	20	0.0	0.0	NA	NA	4	39	25	0	14	0	0	0	0
2016	New England	16	13	92	74	18	1.0	12.0	NA	NA	2	46	46	0	11	1	0	0	0
2017	Tennessee	10	10	52	39	13	0.0	0.0	0	2	0	0	0	0	11	1	0	0	0
NFL Totals		74	50	303	232	71	2.5	26.0	0	2	13	167	79t	1	52	4	0	0	8

PLAYOFFS				TACKLES							INTERCEPTIONS					FUMBLES			
Year	Team	GP	GS	Tot	Solo	Asst	Sk	Yds	QBP	TFL	No	Yds	Lg	TD	PD	FF	FR	Yds	SpT
2013	New England	2	0	12	9	3	0.0	0.0	NA	NA	0	0	0	0	0	0	0	0	0
2014	New England	3	0	4	4	0	0.0	0.0	NA	NA	0	0	0	0	1	1	0	0	0
2015	New England	2	2	14	13	1	0.0	0.0	NA	NA	0	0	0	0	1	0	0	0	0
2016	New England	3	3	22	16	6	1.0	5.0	NA	NA	1	23	23	0	4	0	0	0	0
Playoff Totals		10	5	52	42	10	1.0	5.0	NA	NA	1	23	23	0	6	1	0	0	0

Single-Game Highs


Tackles - 17 vs. Buffalo (10/2/16)
 Interceptions - 2 at Baltimore (12/22/13)
 Interception Long - 79t at N.Y. Jets (10/20/13)
 Sacks - 1.5 vs. Miami (10/27/13)
 Passes Defensed - 4 at Denver (11/29/15)
 Forced Fumble - 1 (Four times, last vs. Oakland 9/10/17)

Playoff Single-Game Highs

Tackles - 9 (Twice, last vs. Pittsburgh 1/22/17)
 Interceptions - 1 vs. Houston (1/14/17)
 Interception Long - 23 vs. Houston (1/14/17)
 Sacks - 1 vs. Houston (1/14/17)
 Passes Defensed - 3 vs. Houston (1/14/17)
 Forced Fumble - 1 vs. Baltimore (1/10/14)

Additional Statistics

Touchdowns - 1, 79-yard interception return at N.Y. Jets (10/20/13)



62 BRIAN SCHWENKE

CENTER/GUARD • 6'3" • 318 LBS • COLLEGE: CALIFORNIA

ACQUIRED: FREE AGENT - 2017

NFL EXPERIENCE (NFL/TITANS): 5/5 • HOMETOWN: OCEANSIDE, CALIF.

GAMES PLAYED/GAMES STARTED: 51/30 (PLAYOFFS: 0/0)



PRO: The Titans re-signed Brian Schwenke in Week 1 of the 2017 season. A nimble athlete with a thick build, the 6-foot-3-inch, 318-pounder has appeared in 41 games with 28 starts, all for the Titans. He was originally selected by the Titans in the fourth round (107th overall) of the 2013 NFL Draft. Schwenke began his impressive post-college showing at the 2013 Senior Bowl, when he fared well in practices and started for the winning South squad. At the 2013 NFL Combine, he ranked among the event's top offensive linemen in several categories, including the three-cone drill (tied for second place at 7.31 seconds), 40-yard dash (sixth at 4.99 seconds), broad jump (tied for 10th at 108 inches) and bench press (tied for eighth with 31 reps of 225 pounds).

CAREER HIGHLIGHTS:

- In 2016, appeared in all 16 games and made three starts at left guard, the first of his career.
- In 2014, Schwenke started the first 11 games at center until his season was cut short due to injury.
- As a rookie in 2013, Schwenke started all nine contests in which he appeared at center for the Titans.
- As a senior at Cal, Schwenke played center for the first time. He started all 12 games for the Golden Bears and was named first-team All-Pac-12 by the league's coaches.

TITANS TIDBITS:

- Schwenke was an avid surfer during the time he spent living in Hawaii as a result of his father's job in the Navy.
- His father, Brian Sr., was a SERE (Survival, Evasion, Resistance and Escape) trainer in the Navy from 1990–2002.
- Schwenke spent time training prior to the 2013 NFL Draft with the Titans' eventual first-round pick, guard Chance Warmack.
- Schwenke enjoyed swimming with whale sharks on his honeymoon in Cabo in 2014. He also has enjoyed traveling to Europe, including visits to Ireland, Amsterdam, Brussels, Prague, Vienna and Budapest.
- He owns three dogs: an English bulldog named Vinny, a Dogo Argentino named Nala, and a golden doodle named Calli.

CAREER TRANSACTIONS:

- A native of Oceanside, Calif., Schwenke was selected by the Titans in the fourth round (107th overall) of the 2013 NFL Draft.
- Signed by the Indianapolis Colts as an unrestricted free agent on March 13, 2017.
- Waived by the Colts on Sept. 3, 2017.
- Signed by the Titans as a free agent on Sept. 4, 2017.

SEASON RECAPS:

2017 (10/2):

- Against Oakland (9/10), saw limited action as a reserve on special teams.
- At Jacksonville (9/17), played as a reserve on special teams protection units.
- Against Seattle (9/24), saw action as a reserve on special teams.
- At Houston (10/1), saw limited action as a reserve on extra point protection.
- At Miami (10/8), played as a reserve on special teams field goal protection.
- Against Indianapolis (10/16), saw action as a reserve on special teams and one snap at right guard when Josh Kline needed to leave the field for a play.
- At Cleveland (10/22), played as a reserve at left guard after Quinton Spain left the game briefly in the second quarter. Saw action on field goal

protection.

- Against Baltimore (11/5), made his first start of the season at left guard.
- Against Cincinnati (11/12), started at left guard and helped open holes for Titans' rushers to gain 180 yards on the ground.
- At Pittsburgh (11/16), played as a reserve on special teams.

2016 (16/3): Appeared in all 16 games and made three starts at left guard.

- Against Indianapolis (10/23), played as a reserve at left guard after Quinton Spain left the game early in the second quarter with an injury.
- Against Jacksonville (10/27), made his first career start at left guard and opened holes for Titans' ball carriers to accumulate 214 yards on the ground. Was a part of an offensive front that did not allow a sack in 23 pass attempts.
- At San Diego (11/6), started at left guard and was a part of an offensive line that did not allow a sack on 43 pass attempts.
- Against Green Bay (11/13), started at left guard and blocked for an offense that amassed 446 total yards and six touchdowns in a 47-25 victory against the Packers.

2015 (5/5): Started five games at center before being placed on injured reserve on Oct. 20, 2015.

- At Tampa Bay (9/13), started at center and was a member of an offensive front that opened holes for Titans rushers to gain 124 yards on the ground.
- At Cleveland (9/20), started at center and helped block for Titans ball carriers to amass 166 rushing yards on 30 carries.
- Against Indianapolis (9/27), started at center and helped protect Marcus Mariota, allowing him to pass for 367 yards.
- Against Miami (10/18), started at center but left the game in the third quarter with an injury.

2014 (11/11): Started the first 11 games of the season at center. Caught one pass for six yards off a deflection. Was placed on injured reserve on Nov. 25, 2014.

- At Kansas City (9/7), started at center and helped open holes for Titans' rushers to gain 162 yards on the ground.
- At Cincinnati (9/21), started at center and helped block for Titans' rushers to gain 149 yards on 28 carries (5.3 avg.).
- Against Cleveland (10/5), started at center and helped the Titans' offense amass 410 total yards.
- Against Pittsburgh (11/17), started at center and was a part of an offensive front that did not allow a sack on 24 pass attempts.
- At Philadelphia (11/23), started at center and left the game in the fourth quarter with an injury.

2013 (9/9): Started nine games at center in his rookie campaign. Was inactive for seven games, including the first six contests. Appeared in his first career NFL game and registered the start at center against San Francisco (10/20/13).

- Against San Francisco (10/20), made his first career NFL start at center.
- At St. Louis (11/3), started at center and blocked for Titans' ball carriers to gain 198 rushing yards on 35 carries (5.7 avg.).
- Against Jacksonville (11/10), started at center before leaving the game early in the second quarter with an injury.
- At Oakland (11/24), started at center and was a part of an offensive front that protected Ryan Fitzpatrick, allowing him to throw for 320 yards and two touchdowns.
- Against Arizona (12/15), started at center and helped protect Ryan Fitzpatrick allowing him to throw for a career-high 402 yards. Recovered a Ryan Fitzpatrick fumble and rumbled for four yards in the first quarter.

- At Jacksonville (12/22), started at center and helped open holes for Titans ball carriers to accumulate 182 yards on the ground.

COLLEGE:

- In four seasons with the California Golden Bears (2009-12), he played in 48 of 50 possible games. Started 36 of 37 possible contests over his final three campaigns. Started games at three different positions during his career, making 16 starts at left guard, 12 at center and eight at right guard.
- As a senior (2012), named first-team All-Pac-12 by the league's coaches and second-team All-Pac-12 by Phil Steele in his first season as the team's starting center. Added a pair of team honors by capturing the Brick Muller Award as Cal's Most Valuable Lineman and a Cort Majors Team Captain Award. Became one of only five Cal players to start each of the team's 12 games. Moved to center for the first time at Cal during spring practice after spending most of the first three seasons of his collegiate career at guard.
- As a junior (2011), played in and started 12 of the team's 13 games at left guard, missing a contest against Washington State (11/5) due to illness that was the only missed start by the team's five starting offensive linemen all season. Totaled four pancakes, 28 knockdowns and 17 cut blocks.
- As a sophomore (2010), started all 12 games, with the first eight starts coming at left guard before he was moved to right guard for his final four starts.
- As a freshman (2009), played in 12 of 13 possible games off the bench primarily on special teams and as a reserve offensive lineman. He was one of only three true freshmen to play in 2009 along with kicker Vincenzo D'Amato and tailback Isi Sofele.
- Graduated in December 2012 with a degree in political science.

PERSONAL:

- Married to Mandi, and the couple splits time between Nashville and San Diego.
- Attended Oceanside (Calif.) High School, where he was regarded as the state of California's 60th-best overall prospect by Rivals, which also rated him the 44th-best offensive guard in the nation. Ranked as the nation's No. 9 offensive player by ESPN. Named first-team All-State, All-Area, All-County, All-San Diego Section and All-Valley League as a senior in 2008. Added All-Region accolades from both Prepstar and SuperPrep during his senior campaign for a team that finished with a 12-0-1 record and won a regular-season Valley League title, as well as a San Diego Section crown. Also played defense as a senior, contributing 17 tackles.
- As a junior in 2007, selected first-team All-Valley League, second-team All-County and second-team All-State, as his squad finished 12-1 overall and won the state title.
- Follow Schwenke on Twitter: @BrianSchwenke
- Follow Schwenke on Instagram: @bschwenke62
- One of his best friends is former University of Kentucky and current Detroit Lions guard Larry Warford.
- List of favorites: (movie) "Pulp Fiction"; (TV show) "Game of Thrones"; (actor) Tom Hardy; (music artists) Radiohead and Led Zeppelin; (books) *Harry Potter* series by J. K. Rowling and *The Lord of the Rings* series by J.R.R. Tolkien; (favorite athlete as a child) Jerome Bettis; (video games) "Halo" and "Call of Duty"; (school subject) political science; and (food) Kalua pork fried rice.
- Born Brian Max Schwenke Jr. on March 22, 1991 in Waukegan, Ill.

BRIAN SCHWENKE'S NFL STATISTICS

REGULAR SEASON

Year	Team	GP	GS
2013	Tennessee	9	9
2014	Tennessee	11	11
2015	Tennessee	5	5
2016	Tennessee	16	3
2017	Tennessee	10	2
NFL Totals		51	30

Starts Breakdown:

2013 - C 9; 2014 - C 11; 2015 - C 5; 2016 - LG 3; 2017 - LG 2

Additional Career Statistics

- Fumble Recovery - 1 for 4 yards (2013)
- Tackles - 2 (2013), 3 (2014)
- Receptions - 1 for 6 yards (at Philadelphia, 11/23/14)
- Fumble - 1 (at Philadelphia, 11/23/14)



21 Da'NORRIS SEARCY

SAFETY • 5'11" • 207 LBS • COLLEGE: NORTH CAROLINA
ACQUIRED: UNRESTRICTED FREE AGENT (BUFFALO) - 2015
NFL EXPERIENCE (NFL/TITANS): 7/3 • HOMETOWN: DECATUR, GA.
GAMES PLAYED/GAMES STARTED: 101/56 (PLAYOFFS: 0/0)



PRO: At the start of the 2015 NFL free agency period, the Titans showed interest in safety Da'Norris Searcy and before the conclusion of his first day on the open market, the two sides had agreed to terms on a deal that brought the four-year veteran to Nashville. The University of North Carolina product was originally drafted by the Buffalo Bills in the fourth round of the 2011 NFL Draft. The 5-foot-11-inch, 207-pounder arrived in Tennessee coming off the two best seasons of his career where he appeared in 31 games with 20 starts with the Bills and amassed 127 tackles, 3.5 sacks, four interceptions and 12 passes defended from 2013-2014. In his first two years with the Titans, he started 27 games and totaled two interceptions and 105 tackles.

CAREER HIGHLIGHTS:

- In 2015, Searcy collected 54 tackles, an interception, a half sack, a quarterback pressure and four passes defended in his first campaign with the Titans.
- In 2014, Searcy saw action in 15 games and tallied 58 tackles, a career-best three interceptions, a forced fumble, a fumble recovery and five passes defended.
- In 2013, Searcy compiled career-highs with 69 tackles, 3.5 sacks, seven passes defended and five tackles for loss. He also found the end zone twice on defense, posting a 74-yard fumble return for a score and a 32-yard interception for a touchdown.

TITANS TIDBITS:

- Searcy started wearing No. 21 at North Carolina because his grandmother was born in 1921.
- Searcy has tattoos of a cross and angel wings to represent his grandmother and great grandmother.
- He spent time last year learning how to disc jockey and is interested in pursuing being a DJ.

CAREER TRANSACTIONS:

- The Decatur, Ga., native was selected by the Buffalo Bills in the fourth round (100th overall) of the 2011 NFL Draft.
- Signed by the Titans as an unrestricted free agent on March 12, 2015.

SEASON RECAPS:

2017 (10/6 - Tennessee): Has tied for the team lead in passes defended once in 2017 (at JAX). Played in his 100th career regular season game against Cincinnati (11/12/17).

- Against Oakland (9/10), saw action as a reserve at safety in the fourth quarter after Johnathan Cyprien left the game with an injury. Posted three tackles.
- At Jacksonville (9/17), started at safety and collected four tackles and an interception. Intercepted a Blake Bortles pass intended Marqise Lee early in the third quarter.
- Against Seattle (9/24), started at safety.
- At Houston (10/1), started at safety and tallied a tackle.
- At Miami (10/8), started at safety and totaled six tackles and a pass defended. Halted a Dolphins' drive by breaking up a third-and-five pass intended for Jarvis Landry in the second quarter.
- Against Indianapolis (10/16), started at safety and recorded three tackles.
- At Cleveland (10/22), started at safety and posted five tackles, including a stop for loss. Stuffed Isaiah Crowell for no gain on a rush off right guard in overtime.
- Against Baltimore (11/5), played as a reserve at safety and collected a tackle.
- Against Cincinnati (11/12), saw action as a reserve in his 100th career

regular season game.

- At Pittsburgh (11/16), played as a reserve at safety and on special teams.

2016 (14/14 - Tennessee): Started 14 games at safety and registered 51 tackles, an interception, two stops for loss, eight passes defended and a fumble recovery. Collected two special teams tackles. Was inactive for two games (at HOU, at MIA). Tied for the team lead in passes defended twice in 2016 (at DET, vs. HOU). Tied for the team lead in tackles for loss once in 2016 (vs. MIN). Tied for the team lead in special teams tackles once in 2016 (vs. GB).

- Against Minnesota (9/11), started at safety and collected six tackles, including two stops for loss and a pass defended. Stuffed Adrian Peterson for a two-yard loss on a rush off right guard in the third quarter. Broke up a pass intended for Kyle Rudolph in the final stanza. Halted Stefon Diggs for a one-yard loss on a reverse in the fourth quarter.
- At Detroit (9/18), started at safety and posted five tackles and a pass defended. Batted down a deep pass intended for Eric Ebron in the first quarter.
- Against Oakland (9/25), tallied five tackles.
- Against Cleveland (10/16), notched a tackle and a pass defended.
- Against Indianapolis (10/23), collected two tackles.
- Against Jacksonville (10/27), posted two tackles.
- At San Diego (11/6), tallied eight tackles.
- Against Green Bay (11/13), notched four tackles. Tied for the team lead with two special teams tackles.
- At Indianapolis (11/20), recorded two tackles.
- At Chicago (11/27), registered six tackles, an interception and another pass defended. Ended the Bears' opening drive by breaking up a fourth-and-one pass intended for Logan Paulsen. Halted a potential Bears' scoring drive by intercepting a Matt Barkley pass intended for Cameron Meredith in the end zone early in the third quarter.
- At Kansas City (12/18), tallied a tackle before leaving the game in the second quarter with an injury.
- At Jacksonville (12/24), posted two tackles and a fumble recovery. Recovered a Chris Ivory fumble at the Jaguars' 26-yard line that was forced by Brian Orakpo early in the third quarter.
- Against Houston (1/1), registered five tackles and a team-best two passes defended. Broke up a pass intended for C.J. Fiedorowicz in the third stanza. Broke up a pass intended for Wendall Williams in the fourth quarter.

2015 (15/13 - Tennessee): Played in 15 games with 13 starts at safety in his first season with the Titans. Registered 54 tackles, an interception, a half sack, a quarterback pressure and four passes defended. Was inactive for one contest. Led the team in passes defended once in 2015 (vs. MIA).

- At Tampa Bay (9/13), started at safety and collected four tackles. Combined with Zach Brown to stonewall Doug Martin for no gain on a fourth-and-one rush in the second quarter.
- At Cleveland (9/20), started at safety and amassed three tackles. Combined with Derrick Morgan to stop Duke Johnson for no gain on a rush off right guard in the third quarter.
- Against Miami (10/18), started at safety and tallied eight tackles and a team-high three passes defended. Deflected a Ryan Tannehill pass intended for Jordan Cameron that was then intercepted by Michael Griffin in the second quarter. Broke up a pass intended for Cameron in the third stanza. Batted down a pass intended for Cameron early in the fourth quarter.
- Against Jacksonville (12/6), started at safety and posted four tackles, a half sack and a quarterback pressure. Combined with Karl Klug to drop

Blake Bortles for an 11-yard sack on fourth-and-four during the Jaguars' final drive in the fourth quarter.

- At N.Y. Jets (12/13), played as a reserve at safety and amassed a tackle.
- At Indianapolis (1/3), started at safety and recorded three tackles with an interception. Collected his first interception as a member of the Titans when he picked off a pass intended for Daniel Herron deep in Colts' territory late in the first quarter.

2014 (15/13 - Buffalo): Played in 15 games with 13 starts at free safety and tallied 58 tackles, three interceptions, a forced fumble, a fumble recovery and five passes defended. Was inactive for one game against Green Bay.

- Against Miami (9/14), started at free safety and tallied five total tackles, including a tackle for loss and a pass defended.
- At Houston (9/28), saw time at free safety and notched a fumble recovery in the second quarter, following Andre Johnson's fumble. Recorded three total tackles and one quarterback hit.
- Against Minnesota (10/19), started at free safety and tallied six tackles, while recording a half sack and a quarterback hit.
- At N.Y. Jets (10/26), started at free safety and recorded three total tackles, one pass defended and his first interception of the season.
- At Miami (11/13), started at free safety and tallied five tackles on defense. Made two tackles and forced a fumble on special teams.
- Against Cleveland (11/30), started at free safety and notched a career-high two interceptions. Made four tackles and had three passes defended.
- At Oakland (12/21), started at free safety and led the team with 11 tackles.

2013 (16/7 - Buffalo): Played in all 16 games with seven starts and finished with a career-high 69 tackles, a career-high 3.5 sacks, seven passes defended and five tackles for loss. Collected two touchdowns on the year.

- Against New England (9/8), scored his first career touchdown on a 74-yard fumble return. Also added his first career sack in addition to eight tackles.
- Against Baltimore (9/29), produced six tackles and a career-high four passes defended including a tipped pass that led to Kiko Alonso's game-saving interception with 1:04 left in the game.
- Against Cincinnati (10/13), posted a career-high 16 tackles, including three tackles for loss and a sack.
- At New Orleans (10/27), produced two tackles and half a sack.
- Against N.Y. Jets (11/17), recorded a 32-yard interception touchdown in the third quarter.
- Against Miami (12/22), produced a sack and added a tackle, tackle for loss, quarterback hit and pass defended.

2012 (15/0 - Buffalo): Played in 15 games as a reserve and amassed 31 tackles, two forced fumbles and a pass defended. Was inactive for the regular season finale.

- Against New England (9/30), posted two tackles and forced his first fumble on the final drive, but the ball was recovered by the Patriots.
- Against Jacksonville (12/2), totaled three tackles including two for loss and added a forced fumble.
- Against St. Louis (12/9), produced five tackles including one tackle for loss.

2011 (16/3 - Buffalo): Saw action in all 16 games with three starts and collected 29 tackles and an interception. Posted five special teams tackles.

- Against Oakland (9/18), recorded first career interception on final hail mary attempt to preserve a 38-35 victory.
- At Dallas (11/13), filled-in for an injured George Wilson in the second half and finished with five tackles.
- At Miami (11/20), made his first NFL start and posted a game-high 11 tackles.
- Against Tennessee (12/4), recorded eight defensive tackles and one on special teams.

COLLEGE:

- Made 23 starts in 48 games at North Carolina as two-year starter at strong safety and leading return man.
- Finished Tar Heel career with 106 tackles, two sacks, five stops for a loss, 10 passes defended and five interceptions. Returned 35 punts for 440 yards and 20 kickoffs for 484 yards.
- As a senior (2010), played in 10 games with nine starts and led the Tar Heels and ranked 15th in the nation with four interceptions. Posted a career-best 37 tackles with two tackles for a loss and a team-high eight passes defended.
- As a junior (2009), named an All-Atlantic Coast Conference first-team selection as a punt returner by The NFL Draft Report. Ranked second in the Atlantic Coast Conference and fifth in the country with a 14.6 yard punt return average. Notched 35 tackles, adding three passes defended and one interception. Returned seven kickoffs for a 23.1 average.
- As a sophomore (2008), saw action primarily on special teams and as a reserve safety in 13 games. Totaled 25 tackles, two sacks and three passes defended.
- As a freshman (2007), appeared in all 12 games, primarily on special teams and as a reserve safety, totaling nine tackles and four stops for a loss. One of 11 true Tar Heel freshman to see the playing field.
- Majored in communications at North Carolina.

PERSONAL:

- Married to Kennetra and the couple has a daughter, Kenna.
- Was a two-way standout at defensive back and running back at Towers (Decatur, Ga.) High School and was tabbed the No. 17 player in Georgia by SuperPrep.
- As a senior, recorded 71 tackles, eight stops for a loss and three sacks, while amassing 1,607 rushing yards and 16 touchdowns.
- Totaled 707 rushing yards and seven touchdowns in junior year with 41 tackles.
- Enjoys four-wheeling and outdoor sports.
- Follow Searcy on Twitter at @DSearcy25.
- Born Da'Norris Searcy on Nov. 16, 1988 in Decatur, Ga.

Da'NORRIS SEARCY'S GAME-BY-GAME

2011 Buffalo Bills

Date	Opp	W/L	P/S	Tot	Solo	Asst	Sk	- Yds	QBP	TFL	Int	- Yds	-TD	PD	FF	FR	- Yds	SpT	
Sept 11	@ KC	W	p	0	0	0	0.0	0.0	0	0	0	0	0	0	0	0	0	0	NA
Sept 18	Oak	W	p	0	0	0	0.0	0.0	0	0	1	0	0	1	0	0	0	0	NA
Sept 25	NE	W	p	0	0	0	0.0	0.0	0	0	0	0	0	0	0	0	0	0	NA
Oct 2	@ Cin	L	p	0	0	0	0.0	0.0	0	0	0	0	0	0	0	0	0	0	NA
Oct 9	Phi	W	p	0	0	0	0.0	0.0	0	0	0	0	0	0	0	0	0	0	NA
Oct 16	@ NYG	L	p	0	0	0	0.0	0.0	0	0	0	0	0	0	0	0	0	0	NA
Oct 30	Was	W	p	1	1	0	0.0	0.0	0	0	0	0	0	0	0	0	0	0	NA
Nov 6	NYJ	L	p	0	0	0	0.0	0.0	0	0	0	0	0	0	0	0	0	0	NA
Nov 13	@ Dal	L	p	5	3	2	0.0	0.0	0	0	0	0	0	0	0	0	0	0	NA
Nov 20	@ Mia	L	S	11	9	2	0.0	0.0	0	0	0	0	0	0	0	0	0	0	NA
Nov 27	@ NYJ	L	S	3	3	0	0.0	0.0	0	0	0	0	0	0	0	0	0	0	NA
Dec 4	Ten	L	S	8	5	3	0.0	0.0	0	0	0	0	0	0	0	0	0	0	NA
Dec 11	@ SD	L	p	1	1	0	0.0	0.0	0	0	0	0	0	0	0	0	0	0	NA
Dec 18	Mia	L	p	0	0	0	0.0	0.0	0	0	0	0	0	0	0	0	0	0	NA
Dec 24	Den	W	p	0	0	0	0.0	0.0	0	0	0	0	0	0	0	0	0	0	NA
Jan 1	@ NE	L	p	0	0	0	0.0	0.0	0	0	0	0	0	0	0	0	0	0	NA
Totals				6-10	16/3	29	22	7	0.0	0.0	0	0	1	0	0	1	0	0	5

2012 Buffalo Bills

Date	Opp	W/L	P/S	Tot	Solo	Asst	Sk	- Yds	QBP	TFL	Int	- Yds	-TD	PD	FF	FR	- Yds	SpT	
Sept 9	@ NYJ	L	p	2	1	1	0.0	0.0	0	0	0	0	0	0	0	0	0	0	NA
Sept 16	KC	W	p	3	2	1	0.0	0.0	0	0	0	0	0	0	0	0	0	0	NA
Sept 23	@ Cle	W	p	0	0	0	0.0	0.0	0	0	0	0	0	0	0	0	0	0	NA
Sept 30	NE	L	p	2	1	1	0.0	0.0	0	0	0	0	0	0	0	1	0	0	NA
Oct 7	@ SF	L	p	3	3	0	0.0	0.0	0	0	0	0	0	0	0	0	0	0	NA
Oct 14	@ Ari	W	p	0	0	0	0.0	0.0	0	0	0	0	0	0	0	0	0	0	NA
Oct 21	Ten	L	p	0	0	0	0.0	0.0	0	0	0	0	0	0	0	0	0	0	NA
Nov 4	@ Hou	L	p	3	3	0	0.0	0.0	0	0	0	0	0	0	0	0	0	0	NA
Nov 11	@ NE	L	p	3	3	0	0.0	0.0	0	1	0	0	0	0	0	0	0	0	NA
Nov 15	Mia	W	p	4	3	1	0.0	0.0	0	0	0	0	0	0	0	0	0	0	NA
Nov 25	@ Ind	L	p	4	1	3	0.0	0.0	0	0	0	0	0	0	0	0	0	0	NA
Dec 2	Jax	W	p	3	2	1	0.0	0.0	0	2	0	0	0	0	1	0	0	0	NA
Dec 9	StL	L	p	5	2	3	0.0	0.0	0	1	0	0	0	0	0	0	0	0	NA
Dec 16	Sea	L	p	3	1	2	0.0	0.0	0	0	0	0	0	0	0	0	0	0	NA
Dec 23	@ Mia	L	p	0	0	0	0.0	0.0	0	0	0	0	0	0	0	1	0	0	NA
Dec 30	Jax	W	IA																
Totals				6-10	15/0	35	22	13	0.0	0.0	0	4	0	0	0	1	2	0	4

Da'NORRIS SEARCY'S GAME-BY-GAME

2013 Buffalo Bills

Date	Opp	W/L	P/S	Tot Solo Asst	Sk - Yds	QBP	TFL	Int- Yds	TD	PD	FF	FR - Yds	SpT
Sept 8	NE	L	S	8 4 4	1.0 5.0	1	1	0 0 0	0	0	0	1 74t	NA
Sept 15	Car	W	S	7 4 3	0.0 0.0	0	0	0 0 0	0	0	0	0 0	NA
Sept 22	@ NYJ	L	S	5 4 1	0.0 0.0	0	0	0 0 0	0	0	0	0 0	NA
Sept 29	Bal	W	S	6 6 0	0.0 0.0	0	0	0 0 0	4	0	0	0 0	NA
Oct 3	@ Cle	L	S	6 3 3	0.0 0.0	0	0	0 0 0	0	0	0	0 0	NA
Oct 13	Cin	L	S	16 13 3	1.0 10.0	1	3	0 0 0	0	0	0	0 0	NA
Oct 20	@ Mia	W	S	2 2 0	0.0 0.0	0	0	0 0 0	0	0	0	0 0	NA
Oct 27	@ NO	L	p	2 1 1	0.5 4.5	1	0	0 0 0	0	0	0	0 0	NA
Nov 3	KC	L	p	1 1 0	0.0 0.0	0	0	0 0 0	0	0	0	0 0	NA
Nov 10	@ Pit	L	p	2 0 2	0.0 0.0	0	0	0 0 0	0	0	0	0 0	NA
Nov 17	NYJ	W	p	0 0 0	0.0 0.0	0	0	1 32	1	1	0	0 0	NA
Dec 1	Atl	L	p	2 1 1	0.0 0.0	0	0	0 0 0	0	0	0	0 0	NA
Dec 8	@ TB	L	p	0 0 0	0.0 0.0	0	0	0 0 0	0	0	0	0 0	NA
Dec 15	@ Jax	W	p	4 4 0	0.0 0.0	0	0	0 0 0	1	0	0	0 0	NA
Dec 22	Mia	W	p	1 1 0	1.0 5.0	0	1	0 0 0	1	0	0	0 0	NA
Dec 29	@ NE	L	p	7 1 6	0.0 0.0	0	0	0 0 0	0	0	0	0 0	NA
Totals			6-10	16/7	69 45 24	3.5 24.5	3 5	1 32	1 7	0 1	74t	2	

2014 Buffalo Bills

Date	Opp	W/L	P/S	Tot Solo Asst	Sk - Yds	QBP	TFL	Int- Yds	TD	PD	FF	FR - Yds	SpT
Sept 7	@ Chi	W	S	4 3 1	0.0 0.0	0	0	0 0 0	0	0	0	0 0	NA
Sept 14	Mia	W	S	5 4 1	0.0 0.0	0	1	0 0 0	1	0	0	0 0	NA
Sept 21	SD	L	S	1 1 0	0.0 0.0	0	0	0 0 0	0	0	0	0 0	NA
Sept 28	@ Hou	L	p	3 1 2	0.0 0.0	1	0	0 0 0	0	0	1	0 0	NA
Oct 5	@ Det	W	S	1 0 1	0.0 0.0	0	0	0 0 0	0	0	0	0 0	NA
Oct 12	NE	L	p	2 1 1	0.0 0.0	0	0	0 0 0	0	0	0	0 0	NA
Oct 19	Min	W	S	6 3 3	0.5 5.5	1	0	0 0 0	0	0	0	0 0	NA
Oct 26	@ NYJ	W	S	3 1 2	0.0 0.0	0	0	1 32	0	1	0	0 0	NA
Nov 9	KC	L	S	3 3 0	0.0 0.0	0	0	0 0 0	0	0	0	0 0	NA
Nov 13	@ Mia	L	S	5 4 1	0.0 0.0	0	0	0 0 0	0	1	0	0 0	NA
Nov 24	NYJ	W	S	3 2 1	0.0 0.0	0	0	0 0 0	0	0	0	0 0	NA
Nov 30	Cle	W	S	4 3 1	0.0 0.0	0	2	38 0	3	0	0	0 0	NA
Dec 7	@ Den	L	S	1 1 0	0.0 0.0	0	0	0 0 0	0	0	0	0 0	NA
Dec 14	GB	W	IA										
Dec 21	@ Oak	L	S	11 9 2	0.0 0.0	0	0	0 0 0	0	0	0	0 0	NA
Dec 28	@ NE	W	S	6 3 3	0.0 0.0	0	0	0 0 0	0	0	0	0 0	NA
Totals			9-7	15/13	58 39 19	0.5 5.5	2 1 3	70 0 5	1 1	1 0	7		

2015 Tennessee Titans

Date	Opp	W/L	P/S	Tot Solo Asst	Sk - Yds	QBP	TFL	Int- Yds	TD	PD	FF	FR - Yds	SpT
Sept 13	@ TB	W	S	4 3 1	0.0 0.0	0	0	0 0 0	0	0	0	0 0	0
Sept 20	@ Cle	L	S	3 2 1	0.0 0.0	0	0	0 0 0	0	0	0	0 0	0
Sept 27	Ind	L	S	4 3 1	0.0 0.0	0	0	0 0 0	0	0	0	0 0	0
Oct 11	Buf	L	S	1 1 0	0.0 0.0	0	0	0 0 0	0	0	0	0 0	0
Oct 18	Mia	L	S	8 8 0	0.0 0.0	0	0	0 0 0	3	0	0	0 0	0
Oct 25	Atl	L	S	5 4 1	0.0 0.0	0	0	0 0 0	0	0	0	0 0	0
Nov 1	@ Hou	L	S	3 1 2	0.0 0.0	0	0	0 0 0	0	0	0	0 0	0

Nov 8	@ NO	W	S	2 1 1	0.0 0.0	0	0	0 0 0	0	0	0	0 0	0
Nov 15	Car	L	S	4 4 0	0.0 0.0	0	0	0 0 0	0	0	0	0 0	0
Nov 19	@ Jax	L	S	3 3 0	0.0 0.0	0	0	0 0 0	0	0	0	0 0	0
Nov 29	Oak	L	p	5 3 2	0.0 0.0	0	0	0 0 0	0	0	0	0 0	0
Dec 6	Jax	W	S	4 3 1	0.5 5.5	1	0	0 0 0	0	0	0	0 0	0
Dec 13	@ NYJ	L	p	1 1 0	0.0 0.0	0	0	0 0 0	0	0	0	0 0	0
Dec 20	@ NE	L	IA										
Dec 27	Hou	L	S	4 3 1	0.0 0.0	0	0	0 0 0	0	0	0	0 0	0
Jan 3	@ Ind	L	S	3 1 2	0.0 0.0	0	0	1 5	0	1	0	0 0	0
Totals			3-13	15/13	54 41 13	0.5 5.5	1 0 1	5 0 4	0 0 0	0 0	0 0	0 0	0 0

2016 Tennessee Titans

Date	Opp	W/L	P/S	Tot Solo Asst	Sk - Yds	QBP	TFL	Int- Yds	TD	PD	FF	FR - Yds	SpT
Sept 11	Min	L	S	6 6 0	0.0 0.0	0	2	0 0 0	0	1	0	0 0	0
Sept 18	@ Det	W	S	5 5 0	0.0 0.0	0	0	0 0 0	0	1	0	0 0	0
Sept 25	Oak	L	S	5 5 0	0.0 0.0	0	0	0 0 0	0	0	0	0 0	0
Oct 2	@ Hou	L	IA										
Oct 9	@ Mia	W	IA										
Oct 16	Cle	W	S	1 1 0	0.0 0.0	0	0	0 0 0	0	1	0	0 0	0
Oct 23	Ind	L	S	2 2 0	0.0 0.0	0	0	0 0 0	0	0	0	0 0	0
Oct 27	Jax	W	S	2 2 0	0.0 0.0	0	0	0 0 0	0	0	0	0 0	0
Nov 6	@ SD	L	S	8 4 4	0.0 0.0	0	0	0 0 0	0	0	0	0 0	0
Nov 13	GB	W	S	4 4 0	0.0 0.0	0	0	0 0 0	0	0	0	0 0	2
Nov 20	@ Ind	L	S	2 2 0	0.0 0.0	0	0	0 0 0	0	0	0	0 0	0
Nov 27	@ Chi	W	S	6 3 3	0.0 0.0	0	0	1 0	2	0	0	0 0	0
Dec 11	Den	W	S	2 0 2	0.0 0.0	0	0	0 0 0	0	1	0	0 0	0
Dec 18	@ KC	W	S	1 0 1	0.0 0.0	0	0	0 0 0	0	0	0	0 0	0
Dec 24	@ Jax	L	S	2 1 1	0.0 0.0	0	0	0 0 0	0	0	0	1 0	0
Jan 1	Hou	W	S	5 4 1	0.0 0.0	0	0	0 0 0	0	2	0	0 0	0
Totals			9-7	14/14	51 39 12	0.0 0.0	0 2 1	0 0 8	0 1 0	8 0 1	0 2	0 0	2

2017 Tennessee Titans

Date	Opp	W/L	P/S	Tot Solo Asst	Sk - Yds	QBP	TFL	Int- Yds	TD	PD	FF	FR - Yds	SpT
Sept 10	Oak	L	p	3 3 0	0.0 0.0	0	0	0 0 0	0	0	0	0 0	0
Sept 17	@ Jax	W	S	4 3 1	0.0 0.0	0	0	1 8	0	1	0	0 0	0
Sept 24	Sea	W	S	0 0 0	0.0 0.0	0	0	0 0 0	0	0	0	0 0	0
Oct 1	@ Hou	L	S	1 1 0	0.0 0.0	0	0	0 0 0	0	0	0	0 0	0
Oct 8	@ Mia	L	S	6 6 0	0.0 0.0	0	0	0 0 0	0	1	0	0 0	0
Oct 16	Ind	W	S	3 1 2	0.0 0.0	0	0	0 0 0	0	0	0	0 0	0
Oct 22	@ Cle	W	S	5 3 2	0.0 0.0	0	1	0 0 0	0	0	0	0 0	0
Nov 5	Bal	W	p	1 1 0	0.0 0.0	0	0	0 0 0	0	0	0	0 0	0
Nov 12	Cin	W	p	0 0 0	0.0 0.0	0	0	0 0 0	0	0	0	0 0	0
Nov 16	@ Pit	L	p	0 0 0	0.0 0.0	0	0	0 0 0	0	0	0	0 0	0
Nov 26	@ Ind												
Dec 3	Hou												
Dec 10	@ Ari												
Dec 17	@ SF												
Dec 24	LAR												
Dec 31	Jax												
Totals			6-4	10/6	23 18 5	0.0 0.0	0 1 1	8 0 2	0 0 0	0 0	0 0	0 0	0 0

Da'NORRIS SEARCY'S NFL STATISTICS

REGULAR SEASON		TACKLES				INTERCEPTIONS					FUMBLES								
Year	Team	GP	GS	Tot Solo	Asst	Sk	Yds	QBP	TFL	No	Yds	Lg	TD	PD	FF	FR	Yds	SpT	
2011	Buffalo	16	3	29	22	7	0.0	0.0	0	0	1	0	0	1	0	0	0	5	
2012	Buffalo	15	0	35	22	13	0.0	0.0	0	4	0	0	0	1	2	0	0	4	
2013	Buffalo	16	7	69	45	24	3.5	24.5	3	5	1	32	32t	1	7	0	1	74t	2
2014	Buffalo	15	13	58	39	19	0.5	5.5	2	1	3	70	32	0	5	1	1	0	7
2015	Tennessee	15	13	54	41	13	0.5	5.5	1	0	1	5	5	0	4	0	0	0	0
2016	Tennessee	14	14	51	39	12	0.0	0.0	0	2	1	0	0	0	8	0	1	0	2
2017	Tennessee	10	6	23	18	5	0.0	0.0	0	1	1	8	8	0	2	0	0	0	0
NFL Totals		101	56	319	226	93	4.5	35.5	6	13	8	115	32t	1	28	3	3	74t	20


Single-Game Highs

Tackles - 16 vs. Cincinnati (10/13/13)
 Interceptions - 2 vs. Cleveland (11/30/14)
 Sacks - 1 (Three times, last vs. Miami 12/22/13)
 Forced Fumble - 1 (Three times, last at Miami 11/13/14)
 Fumble Recovery - 1 (Three times, last at Jacksonville 12/24/16)

Passes Defensed - 4 vs. Baltimore (9/29/13)

Additional Statistics

Touchdowns - 2 - 74-yard fumble return vs. New England, 9/8/13; 32-yard interception return vs. N.Y. Jets, 11/17/13



36 LeSHAUN SIMS

CORNERBACK • 6'0" • 203 LBS • COLLEGE: SOUTHERN UTAH
ACQUIRED: 5TH ROUND - 2016 • NFL EXPERIENCE (NFL/TITANS): 2/2
HOMETOWN: LAS VEGAS, NEV.
GAMES PLAYED/GAMES STARTED: 22/7 (PLAYOFFS: 0/0)



PRO: LeShaun Sims was selected by the Titans in the fifth round of the 2016 NFL Draft. The six-foot, 203-pounder saw action in 13 games as a rookie and registered 18 tackles, an interception, a stop for loss, six passes defended, six special teams tackles and two special teams fumble recoveries on coverage units. Sims' presence adds more youth and athleticism to an already-competitive defensive back unit. With the reputation as a tough and physical corner and a willing tackler, he possesses the physical tools to match up with NFL receivers after a successful four-year career at Southern Utah.

CAREER HIGHLIGHTS:

- As a rookie in 2016, Sims played in 13 games with two starts at cornerback and registered 18 tackles, an interception, a stop for loss and six passes defended.
- In 2015, Sims was a first-team All-Big Sky performer at Southern Utah, finishing the campaign with a pair of interceptions and 54 tackles. He helped the Thunderbirds win the conference title.

TITANS TIDBITS:

- He was commonly referred to as "Swis" in college because for his first college game the name on the back of his jersey was upside down. The nickname stuck.
- Prior to Sims, no prior student-athlete from Andre Agassi Prep in Las Vegas, Nev., had ever earned an athletic scholarship. When he was a high school freshman, the Stars played eight-man football in the public charter school's first year with a football team. They moved to 11-man football during his sophomore year, and by his senior season, the team won a league title.
- Sims is a movie buff who lists "Training Day" among his all-time favorites.

CAREER TRANSACTIONS:

- The Las Vegas, Nev., native was selected by the Titans in the fifth round (157th overall) of the 2016 NFL Draft.

SEASON RECAPS:

- 2017 (9/5):** Tied for third on the team with seven special teams tackles. Has tied for the team lead in special teams tackles three times in 2017 (at HOU, vs. IND, at CLE).
- Against Oakland (9/10), was inactive.
 - At Jacksonville (9/17), made his season debut as a reserve cornerback and collected two tackles and a forced fumble.
 - Against Seattle (9/24), started at cornerback as the team opened in a nickel package and notched two tackles and two passes defended. Ended a Seahawks' drive by breaking up a third-and-10 pass intended for Paul Richardson in the second quarter.
 - At Houston (10/1), played as a reserve at cornerback and tied a career-high with four tackles. Tied for the team lead with a special teams tackle.
 - At Miami (10/8), started at cornerback as the team opened the game in a nickel package and totaled two tackles. Registered a special teams tackle on coverage units. Pinned the Dolphins deep in their own territory by downing Brett Kern's 48-yard punt at the Miami three-yard line in the opening stanza.
 - Against Indianapolis (10/16), started at cornerback as the team opened the game in a nickel package and recorded a stop for loss. Led the team with two special teams tackles on coverage units. Stuffed Marlon Mack for a four-yard loss on a rush off right end in the first quarter.
 - At Cleveland (10/22), played as a reserve at cornerback and posted three tackles. Tied for the team lead with a special teams tackle on coverage

units.

- Against Baltimore (11/5), played as a reserve at cornerback and collected a tackle. Posted two special teams tackles on coverage units.
- Against Cincinnati (11/12), started at cornerback as the team opened the game in a nickel package and recorded two tackles.
- At Pittsburgh (11/16), started at cornerback as the team opened the game in a nickel package and notched two tackles and a pass defended. Broke up a deep pass intended for JuJu Smith-Schuster in the third quarter.

2016 (13/2): Played in 13 games with two starts at cornerback as a rookie and registered 18 tackles, an interception, a stop for loss and six passes defended. Collected six special teams tackles and two fumble recoveries on coverage units. Was inactive for the first three contests. Led or tied for the team lead in passes defended twice in 2016 (vs. DEN, at KC). Tied for the team lead in special teams tackles four times in 2016 (at HOU, vs. JAX, at SD, at JAX). Collected his first career interception at Kansas City (12/18/16). Appeared in his first career NFL game at Houston (10/2/16). Registered his first career NFL start at Jacksonville (12/24/16).

- At Houston (10/2), made his NFL debut as a reserve on special teams and recorded a tackle on coverage units.
- Against Jacksonville (10/27), played one snap as a reserve in the secondary. Tied for the team lead with a special teams tackle. Recovered a muffed punt by Marquise Lee at the Jaguars' 35-yard line late in the third quarter to set up a Ryan Succop field goal.
- Against Green Bay (11/13), played as a reserve on special teams and saw limited action at cornerback. Notched two tackles on defense. Recovered a Trevor Davis muffed punt at the Packers' 24-yard line in the second quarter. Registered a special teams stop on coverage units.
- Against Denver (12/11), played a significant role as a reserve at cornerback and collected four tackles, a team-high two passes defended and a stop for loss. Broke up a pass intended for Jordan Taylor in the end zone late in the third quarter. Two plays later, defended a third-and-goal pass intended for Demaryius Thomas in the end zone.
- At Kansas City (12/18), saw significant action as a reserve at cornerback and tallied a tackle, his first career interception and another pass defended. Notched a special teams tackle on coverage units. Collected his first career interception by picking off an Alex Smith pass intended for Jeremy Maclin in the end zone during the third quarter.
- At Jacksonville (12/24), made his first career NFL start at cornerback and posted four tackles before leaving the game in the third quarter with an injury. Tied for the team lead with a special teams tackle on coverage units.
- Against Houston (1/1), started at cornerback and registered three tackles and a pass defended.

COLLEGE:

- In four seasons at Southern Utah, he appeared in 47 total games with 46 starts, including starts in every game during his final three seasons. His career totals included 220 tackles, eight interceptions, 27 passes defended, one forced fumble, five fumble recoveries and four tackles for loss.
- As a senior (2015), started all 12 games for the Thunderbirds and finished the season with two interceptions (one returned for a touchdown), 12 passes defended, 54 tackles, 2.5 tackles for loss and one forced fumble. Named first-team All-Big Sky Conference at cornerback. Played in the East-West Shrine Game following the season's conclusion.
- As a junior (2014), appeared in all 12 games and tallied 67 total tackles, two fumble recoveries and nine pass breakups. Named third-team All-Big Sky.
- As a sophomore (2013), started all 13 games at cornerback. Led the team's corners with 62 tackles and tied for second on the team with three

interceptions and four passes defended. Added two fumble recoveries and 1.5 tackles for loss.

- As a redshirt freshman (2012), played in 10 games with nine starts, missing one contest due to injury. Tallied 37 tackles and tied for the team lead with three interceptions. Added two passes defended and recovered a fumble.
- As a freshman (2011), redshirted.
- Graduated in April 2016 with a degree in exercise science.

PERSONAL:

- Single, splits time between Nashville and Las Vegas, Nev.
- Attended Andre Agassi Prep (Las Vegas, Nev.), where he earned second-team all-state honors as a wide receiver and defensive back. As a senior, he tallied 52 tackles and a team-leading six interceptions on defense. On offense, he produced more than 400 receiving yards and five

receiving touchdowns while rushing for 170 yards and another score.

- Follow Sims on Twitter at @LeshawnSims.
- List of favorites: (movie) "Training Day"; (musician or band) J. Cole; (food) spaghetti; (guilty pleasure) Oreo McFlurry; and (athlete as a child) Allen Iverson.
- Born LeShaun V. Sims on Sept. 18, 1993 in Las Vegas, Nev.

LeSHAUN SIMS' GAME-BY-GAME

2016 Tennessee Titans

Date	Opp	W/L	P/S	Tot	Solo	Asst	Sk	- Yds	QBP	TFL	Int-	Yds	-TD	PD	FF	FR	- Yds	SpT	
Sept 11	Min	L	IA																
Sept 18	@ Det	W	IA																
Sept 25	Oak	L	IA																
Oct 2	@ Hou	L	p	0	0	0	0.0	0.0	0	0	0	0	0	0	0	0	0	0	1
Oct 9	@ Mia	W	p	0	0	0	0.0	0.0	0	0	0	0	0	0	0	0	0	0	0
Oct 16	Cle	W	p	0	0	0	0.0	0.0	0	0	0	0	0	0	0	0	0	0	0
Oct 23	Ind	L	p	0	0	0	0.0	0.0	0	0	0	0	0	0	0	0	0	0	0
Oct 27	Jax	W	p	0	0	0	0.0	0.0	0	0	0	0	0	0	0	0	0	0	1
Nov 6	@ SD	L	p	0	0	0	0.0	0.0	0	0	0	0	0	0	0	0	0	0	1
Nov 13	GB	W	p	2	2	0	0.0	0.0	0	0	0	0	0	0	0	0	0	0	1
Nov 20	@ Ind	L	p	0	0	0	0.0	0.0	0	0	0	0	0	0	0	0	0	0	0
Nov 27	@ Chi	W	p	4	4	0	0.0	0.0	0	0	0	0	1	0	0	0	0	0	0
Dec 11	Den	W	p	4	4	0	0.0	0.0	0	1	0	0	0	2	0	0	0	0	0
Dec 18	@ KC	W	p	1	0	1	0.0	0.0	0	0	1	0	0	2	0	0	0	0	1
Dec 24	@ Jax	L	S	4	4	0	0.0	0.0	0	0	0	0	0	0	0	0	0	0	1
Jan 1	Hou	W	S	3	3	0	0.0	0.0	0	0	0	0	0	1	0	0	0	0	0
Totals				9-7	13/2	18	17	1	0.0	0.0	0	1	1	0	6	0	0	0	6

2017 Tennessee Titans

Date	Opp	W/L	P/S	Tot	Solo	Asst	Sk	- Yds	QBP	TFL	Int-	Yds	-TD	PD	FF	FR	- Yds	SpT	
Sept 10	Oak	L	IA																
Sept 17	@ Jax	W	p	2	2	0	0.0	0.0	0	0	0	0	0	0	0	0	0	0	0
Sept 24	Sea	W	S	2	2	0	0.0	0.0	0	0	0	0	0	0	2	0	0	0	0
Oct 1	@ Hou	L	p	4	4	0	0.0	0.0	0	0	0	0	0	0	0	0	0	0	1
Oct 8	@ Mia	L	S	2	1	1	0.0	0.0	0	0	0	0	0	0	0	0	0	0	1
Oct 16	Ind	W	S	1	1	0	0.0	0.0	0	1	0	0	0	0	0	0	0	0	2
Oct 22	@ Cle	W	p	3	3	0	0.0	0.0	0	0	0	0	0	0	0	0	0	0	1
Nov 5	Bal	W	p	1	1	0	0.0	0.0	0	0	0	0	0	0	0	0	0	0	2
Nov 12	Cin	W	S	2	1	1	0.0	0.0	0	0	0	0	0	0	0	0	0	0	0
Nov 16	@ Pit	L	S	2	2	0	0.0	0.0	0	0	0	0	0	0	1	0	0	0	0
Nov 26	@ Ind																		
Dec 3	Hou																		
Dec 10	@ Ari																		
Dec 17	@ SF																		
Dec 24	LAR																		
Dec 31	Jax																		
Totals				6-4	9/5	19	17	2	0.0	0.0	0	1	0	0	3	1	0	0	7

LeSHAUN SIMS' NFL STATISTICS

REGULAR SEASON

Year	Team	GP	GS	TACKLES				QBP	TFL	INTERCEPTIONS				FUMBLES					
				Tot	Solo	Asst	Sk			Yds	No	Yds	Lg	TD	PD	FF	FR	Yds	SpT
2016	Tennessee	13	2	18	17	1	0.0	0.0	0	1	1	0	0	0	6	0	0	0	6
2017	Tennessee	9	5	19	17	2	0.0	0.0	0	1	0	0	0	3	1	0	0	0	7
NFL Totals		22	7	37	34	3	0.0	0.0	0	2	1	0	0	9	1	0	0	0	13

Single-Game Highs

- Tackles - **4 (Four times, last at Houston 10/1/17)**
- Interceptions - **1 at Kansas City (12/18/16)**
- Passes Defended - **2 (Three times, last vs. Seattle 9/24/17)**
- Forced Fumble - **1 at Jacksonville (9/17/17)**
- Special Teams Tackles - **2 (Twice, last vs. Baltimore (10/16/17))**

Additional Career Statistics

Special Teams Fumble Recovery - 2 (1 vs. Jacksonville, 10/27/16; 1 vs. Green Bay 11/13/16)



81 JONNU SMITH

TIGHT END • 6'3" • 248 LBS • COLLEGE: FLORIDA INTERNATIONAL
ACQUIRED: 3RD ROUND - 2017 • NFL EXPERIENCE (NFL/TITANS): ROOKIE
HOMETOWN: OCALA, FLA.
GAMES PLAYED/GAMES STARTED: 10/8 (PLAYOFFS: 0/0)



PRO: The Titans selected Jonnu Smith in the third round (100th overall) of the 2017 NFL Draft. The 6-foot-3-inch, 248-pounder was a prolific passer catcher in his four seasons at Florida International. Smith concluded his career as FIU's all-time leader for tight ends in receptions and receiving yards and his 18 career receiving touchdowns ranked third in the school's record books. Smith has shown ability to flash after the catch and has the speed to attack all three levels of the field. The tight end is also known for his strength and willingness to block in the run game.

CAREER HIGHLIGHTS:

- Smith finished his career as Florida International's all-time leader for tight ends in receptions and receiving yards. Smith ended his career ranking fourth on the school's career receptions list and fifth on the program's receiving yardage list. His 18 career receiving touchdowns rank third in school annals.
- As a sophomore (2014), led all college tight ends with 61 receptions, 710 receiving yards and eight touchdown catches.

TITANS TIDBITS:

- Smith credits his mother, Karen, for his successes. Jonnu's father passed away as a result of a tow truck accident when he was four years old and his mother raised all six children by herself. "My mother is my rock. It was tough, but we always got what we needed—not necessarily what we wanted all the time—but what we needed. She was so strong all the time."
- Smith endured a lot of challenges as a youngster in Philadelphia and after his brother was arrested and one of his friends was killed on the streets, a decision needed to be made. His family didn't have the financial means to just uproot, so for his own safety Jonnu moved in with his mother's sister and brother-in-law, Darla and Mike Kirkland, in Ocala, Fla. He started playing high school football and even though he was far from a touted recruit, he earned a scholarship to Florida International where his play took off.
- Smith's best friend Willie "Quasim" Jefferson tragically died from a gun shot in October 2016. Jonnu gave his son the middle name Quasim in honor of him.

CAREER TRANSACTIONS:

- The Philadelphia, Pa., native was selected by the Titans in the third round (100th overall) of the 2017 NFL Draft.

SEASON RECAPS:

2017 (10/8): Has led the team in receptions once in 2017 (at MIA). Registered his first career receiving touchdown at Jacksonville (9/17/17). Appeared in his first career NFL game and made his first career start against Oakland (9/10/17).

- Against Oakland (9/10), started at tight end in his NFL debut.
- At Jacksonville (9/17), started at tight end and snared two receptions for 30 yards, including his first career receiving touchdown. Gave the Titans a 30-3 lead with a 32-yard touchdown on a screen pass with 9:57 remaining in the fourth quarter.
- Against Seattle (9/24), started at tight end and caught a 24-yard touchdown pass. Helped block for Titans' ball carriers to collect 195 rushing yards on 35 carries (5.6 avg.). Increased the Titans lead to 23-14 with a 24-yard touchdown catch on a wheel route with 3:50 left to play in the third quarter.
- At Houston (10/1), started at tight end.
- At Miami (10/8), started at tight end and led the team with five catches for 21 yards.
- Against Indianapolis (10/16), played as a reserve at tight end and snared

one catch for 10 yards.

- At Cleveland (10/22), started at tight end and caught two passes for 22 yards.
- Against Baltimore (11/5), started at tight end and saw action on special teams.
- Against Cincinnati (11/12), started at tight end and snared two receptions for 20 yards.
- At Pittsburgh (11/16), played as a reserve at tight end.

COLLEGE:

- In four seasons at Florida International (2013-16), Smith appeared in 43 career games and tallied 178 receptions for 2,001 yards with 18 touchdowns.

AS A SENIOR (2016), started in 11 games for the Panthers and was a second team, All-Conference USA honoree. Caught 42 passes for 506 yards and four touchdowns. Became the fifth player in Florida International history to register over 2,000 yards receiving during a career (2,001 yards). Finished his career registering at least one reception in every game he played (43-straight – second-most in school history).

- Against Indiana (9/1), opened the season with a season-high eight catches for 83 yards.
- At Charlotte (10/15), hauled in his first touchdown reception of the season - the game winning nine-yard reception - with 1:05 left in the contest.
- Against Louisiana Tech (10/22), caught five passes for 81 yards and one touchdown.
- Against Middle Tennessee (10/29), recorded 75 yards on six receptions and a touchdown.
- At Old Dominion (11/26), tallied two catches for 50 yards, including a 36-yard touchdown reception.

AS A JUNIOR (2015), started eight games for the Panthers and recorded 36 catches for 397 yards and four touchdowns. Finished fourth on the team in receptions, third in receiving yards and second in receiving touchdowns. Missed the final four games of the season due to injury.

- At Middle Tennessee (10/17), recorded five catches for a then-season-high 62 yards.
- Against Old Dominion (10/24), tied a career-high with 10 receptions for a career-best 183 yards and two touchdowns. Named John Mackey Tight End of the Week for his performance against the Monarchs.

AS A SOPHOMORE (2014), appeared and started in all 12 games for the Panthers and earned first team All-Conference USA honors. Led Florida International with 710 yards on 61 catches and eight touchdowns. Also led all tight ends nationally in touchdowns, receiving yards and receptions. Set the school record for tight ends in receiving yards, touchdowns and receptions and his eight receiving touchdowns broke the previous school season-best of seven set by T.Y. Hilton (2008, 2011) and Cory McKinney (2002). The 710 receiving yards ranked seventh all-time at FIU for a season and his 61 catches were tied for fourth in a single year.

- Against Wagner (9/6), was named the John Mackey Tight End of the Week after catching nine passes for 127 yards, including a touchdown.
- At Alabama-Birmingham (9/27), recorded his third touchdown of the season on the sixth-longest reception in school history (75 yards).
- Against Middle Tennessee (11/15), registered a career-high 140 yards on eight catches, including three touchdowns. The three receiving touchdowns were the most all-time by any Panther in a single game.

AS A FRESHMAN (2013), started all 12 games as a true freshman and earned All-Conference USA honorable mention honors as well as a spot on the league's All-Freshmen team. Led all Florida International players with 39 receptions for 388 yards and was the only FIU receiver to have a catch in all 12 games. Either led or tied for the team-lead in receptions or receiving yards in eight of 12 games. Was the first true freshman to lead the team in receptions and receiving yards since T.Y. Hilton in 2008.

- Against Bethune-Cookman (9/14), caught his first career touchdown on a one-yard pass from E.J. Hilliard.
- Against Louisiana Tech (10/26), tallied two receptions for 54 yards, including a 38-yard touchdown catch.
- Against East Carolina (11/2), registered a career-best 10 receptions for 97 yards. The 10 receptions were the second-most by an FIU tight end in a single game.
- Majored in liberal studies at Florida International.

PERSONAL:

- Has a son, Jaiyen.
- Attended West Port (Ocala, Fla.) High School and was named to the 2012 Ocala Star Banner All-County first team and the 2012 Florida Athletic Coaches Association All-District 7 Football team.
- As a senior, posted a team leading 34 catches for 517 yards and two touchdowns.
- As a junior, notched nine receptions for 101 yards and two touchdowns.

- Also competed in weightlifting, finishing second in the county in the 219-pound weight class.
- Follow Smith on Twitter at @EasyMoney_87.
- Follow Smith on Instagram at @jonnumsmith87.
- List of favorites: (movie) all the "Halloween" Michael Myers' films; (TV show) "Stranger Things"; (musician or band) Meek Mill; (food) chicken and shrimp alfredo; (guilty pleasure) Swedish fish; (sports team as a child) Philadelphia Eagles and (athlete as a child) LeBron James.
- Born Jonnu Andre Smith on Aug. 22, 1995 in Philadelphia, Pa.

JONNU SMITH'S COLLEGE STATISTICS

Year	Team	GP	GS	RECEIVING					RUSHING				
				No	Yds	Avg	Lg	TD	Att	Yds	Avg	Lg	TD
2013	Florida Int.	12	12	39	388	9.9	38t	2	0	0	-	0	0
2014	Florida Int.	12	12	61	710	11.6	75t	8	0	0	-	0	0
2015	Florida Int.	8	8	36	397	11.0	67t	4	0	0	-	0	0
2016	Florida Int.	11	11	42	506	12.0	40	4	1	5	5.0	5	0
College Totals		43	43	178	2,001	11.2	75t	18	1	5	5.0	5	0

Single-Game Highs

Receptions - 10 (Twice, last vs. Old Dominion 10/24/15)
 Receiving Yards - 183 vs. Old Dominion (10/24/15)
 Long Reception - 75t at Alabama-Birmingham (10/27/14)
 Receiving Touchdowns - 3 vs. Middle Tennessee (11/8/14)

Additional Statistics

Tackles - 1 (2013), 1 (2015), 2 (2016)
 Kick Returns - 1 for 0 yards (2016)

JONNU SMITH'S GAME-BY-GAME

2017 Tennessee Titans				RECEIVING					RUSHING								
Date	Opp.	W/L	P/S	No	Yds	Avg	Lg	TD	Att	Yds	Avg	Lg	TD				
Sept 10	Oak	L	S	0	0	-	0	0	Nov 12	Cin	W	S	2	20	10.0	12	0
Sept 17	@ Jax	W	S	2	30	15.0	32t	1	Nov 16	@ Pit	L	p	0	0	-	0	0
Sept 24	Sea	W	S	1	24	24.0	24t	1	Nov 26	@ Ind							
Oct 1	@ Hou	L	S	0	0	-	0	0	Dec 3	Hou							
Oct 8	@ Mia	L	S	5	21	4.2	9	0	Dec 10	@ Ari							
Oct 16	Ind	W	p	1	10	10.0	10	0	Dec 17	@ SF							
Oct 22	@ Cle	W	S	2	22	11.0	14	0	Dec 24	LAR							
Nov 5	Bal	W	S	0	0	-	0	0	Dec 31	Jax							
Totals									6-4	10/8		13	127	9.8	32t	2	

JONNU SMITH'S NFL STATISTICS

REGULAR SEASON		RECEIVING					RUSHING						
Year	Team	GP	GS	No	Yds	Avg	Lg	TD	Att	Yds	Avg	Lg	TD
2017	Tennessee	10	8	13	127	9.8	32t	2	0	0	-	0	0
NFL Totals		10	8	13	127	9.8	32t	2	0	0	-	0	0

Single-Game Highs

Receptions - 5 at Miami (10/8/17)
 Receiving Yards - 30 at Jacksonville (9/17/17)

Long Reception - 32t at Jacksonville (9/17/17)
 Touchdowns - 1 (Twice, last vs. Seattle 9/24/17)



33 TYE SMITH

CORNERBACK • 6'0" • 195 LBS • COLLEGE: TOWSON

ACQUIRED: FREE AGENT - 2017

NFL EXPERIENCE (NFL/TITANS): 2/1 • HOMETOWN: RALEIGH, N.C.

GAMES PLAYED/GAMES STARTED: 13/0 (PLAYOFFS: 0/0)



PRO: The Titans added free agent cornerback Tye Smith to the roster during the 2017 offseason to provide competition and flexibility in the secondary. Smith entered the league as the Seattle Seahawks fifth round pick (170th overall) in the 2015 NFL Draft and has since garnered four games of NFL special teams experience. Smith spent the 2016 season on the Seahawks and Washington Redskins practice squads.

CAREER TRANSACTIONS:

- The Raleigh, N.C. native was selected by the Seattle Seahawks in the fifth round (170th overall) of the 2015 NFL Draft.
- Waived by the Seahawks on Sept. 3, 2016.
- Signed by the Seahawks to the team's practice squad on Sept. 8, 2016.
- Waived by the Seahawks on Sept. 20, 2016.
- Signed by the Washington Redskins to the team's practice squad on Sept. 27, 2016.
- Signed by the Titans as a free agent on Jan. 1, 2017.

SEASON RECAPS:

2017 (9/0 - Tennessee): Collected his first career NFL interception at Miami (10/8/17).

- Against Oakland (9/10), saw action as a reserve on special teams and limited snaps as an extra cornerback. Posted his first career tackle on defense.
- At Jacksonville (9/17), was inactive.
- Against Seattle (9/24), played as a reserve on special teams.
- At Houston (10/1), saw action as a reserve on special teams and limited snaps at cornerback.
- At Miami (10/8), played as a reserve at cornerback and notched his first career interception. Notched two special teams tackles on coverage units. Registered his first career interception when he picked off a Jay Cutler pass that was deflected by Wesley Woodyard in the second quarter.
- Against Indianapolis (10/16), saw action as a reserve on special teams.
- At Cleveland (10/22), played as a reserve on special teams.
- Against Baltimore (11/5), saw action as a reserve on special teams and notched a tackle on coverage units.
- Against Cincinnati (11/12), played as a reserve on special teams.
- At Pittsburgh (11/16), saw action as a reserve on special teams.

2016 (0/0 - Seattle, Washington): Spent time on the Seahawks and Redskins practice squads.

2015 (4/0 - Seattle): Was inactive for most of the season but appeared in four games on special teams and recorded one special teams tackle.

- Against Chicago (9/27), made his NFL debut and posted one special teams tackle.

COLLEGE:

- Appeared in 50 games with 42 starts over his four-year career at Towson. Recorded the fifth-most tackles in program history with 312, five interceptions with one returned for a touchdown, 28 passes defended, four sacks, five forced fumbles and two fumble recoveries.
- As a senior (2014), started all 12 games at cornerback. Posted 84 tackles, 2.5 tackles for loss, one interception, six passes defended, forced one fumble and recovered one fumble. Was first team All-CAA selection and AP FCS All-American as a senior.
- As a junior (2013), appeared in all 16 games and started 15. Recorded 103 tackles, 4.5 for loss, one sack, two interceptions, ranked eighth in the league in passes defended with 14, forced two fumbles and recovered one fumble. Named second team All-CAA and was a member of the preseason

All-CAA team.

- As a sophomore (2012), started all 11 games for the Tigers. Had a team-leading 75 tackles, one interception, forced two fumbles and recovered one fumble. Earned third team All-CAA honors.

- As a freshman (2011), appeared in 11 games and made four starts as a true freshman. Posted 49 tackles, two interceptions for 45 yards, forced one fumble and recovered one fumble.

- Majored on sports management and minored in business at Towson.

PERSONAL:

- Attended Wakefield (N.C.) High School where he played cornerback, wide receiver and returned kicks. Posted 88 tackles, four interceptions, eight pass breakups and three tackles for loss as a senior. Also caught 16 passes for 307 yards and three touchdowns on offense and tallied 515 yards as a return specialist in 2010.

- Son of Willie and Keyya Frederick.

- Has eight siblings.

- List of favorites: (movie) the "Bourne Series"; (musician or band) Lil Wayne; (athlete) LeBron James; (book) the Bible; (hobbies) reading and playing Xbox.

- Follow Smith on Instagram at @TyeSmith.

- Follow Smith on Twitter at @TyeSmithCB.

- Born Tye Smith on May 3, 1993 in Raleigh, N.C.

TYE SMITH'S GAME-BY-GAME

2015 Seattle Seahawks

Date	Opp	W/L	P/S	Tot	Solo	Asst	Sk	- Yds	QBP	TFL	Int	- Yds	-TD	PD	FF	FR	- Yds	SpT	
Sept 13	@ StL	L	DNP																
Sept 20	@ GB	L	IA																
Sept 27	Chi	W	p	0	0	0	0.0	0.0	0	0	0	0	0	0	0	0	0	0	1
Oct 5	Det	W	p	0	0	0	0.0	0.0	0	0	0	0	0	0	0	0	0	0	0
Oct 11	@ Cin	L	IA																
Oct 18	Car	L	IA																
Oct 22	@ SF	WDNP																	
Nov 1	@ Dal	W	IA																
Nov 15	Ari	L	IA																
Nov 22	SF	W	IA																
Nov 29	Pit	W	IA																
Dec 6	@ Min	W	IA																
Dec 13	@ Bal	W	IA																
Dec 20	Cle	W	p	0	0	0	0.0	0.0	0	0	0	0	0	0	0	0	0	0	0
Dec 27	StL	L	p	0	0	0	0.0	0.0	0	0	0	0	0	0	0	0	0	0	0
Jan 3	@ Ari	W	IA																
Totals			10-6	4/0	0	0	0.0	0.0	0	0	0	0	0	0	0	0	0	0	1

2017 Tennessee Titans

Date	Opp	W/L	P/S	Tot	Solo	Asst	Sk	- Yds	QBP	TFL	Int	- Yds	-TD	PD	FF	FR	- Yds	SpT	
Sept 10	Oak	L	p	1	1	0	0.0	0.0	0	0	0	0	0	0	0	0	0	0	0
Sept 17	@ Jax	W	IA																
Sept 24	Sea	W	p	0	0	0	0.0	0.0	0	0	0	0	0	0	0	0	0	0	0
Oct 1	@ Hou	L	p	0	0	0	0.0	0.0	0	0	0	0	0	0	0	0	0	0	0
Oct 8	@ Mia	L	p	0	0	0	0.0	0.0	0	0	0	1	14	0	1	0	0	0	2
Oct 16	Ind	W	p	0	0	0	0.0	0.0	0	0	0	0	0	0	0	0	0	0	0
Oct 22	@ Cle	W	p	0	0	0	0.0	0.0	0	0	0	0	0	0	0	0	0	0	0
Nov 5	Bal	W	p	0	0	0	0.0	0.0	0	0	0	0	0	0	0	0	0	0	1
Nov 12	Cin	W	p	0	0	0	0.0	0.0	0	0	0	0	0	0	0	0	0	0	0
Nov 16	@ Pit	L	p	0	0	0	0.0	0.0	0	0	0	0	0	0	0	0	0	0	0
Nov 26	@ Ind																		
Dec 3	Hou																		
Dec 10	@ Ari																		
Dec 17	@ SF																		
Dec 24	LAR																		
Dec 31	Jax																		
Totals			6-4	9/0	1	1	0.0	0.0	0	0	0	1	14	0	1	0	0	0	3

TYE SMITH'S NFL STATISTICS

REGULAR SEASON

Year	Team	GP	GS	TACKLES							INTERCEPTIONS					FUMBLES				
				Tot	Solo	Asst	Sk	Yds	QBP	TFL	No	Yds	Lg	TD	PD	FF	FR	Yds	SpT	
2015	Seattle	4	0	0	0	0	0.0	0.0	0	0	0	0	0	0	0	0	0	0	0	1
2016	Seattle/Wash	0	0	Practice Squad																
2017	Tennessee	9	0	1	1	0	0.0	0.0	0	0	1	14	14	0	1	0	0	0	0	3
NFL Totals		13	0	1	1	0	0.0	0.0	0	0	1	14	14	0	1	0	0	0	0	4

Single-Game Highs

Tackles - **1 vs. Oakland (9/10/17)**

Interceptions - **1 at Miami (10/8/17)**

Special Teams Tackles - **2 at Miami (10/8/17)**



67 QUINTON SPAIN

GUARD • 6'4" • 330 LBS • COLLEGE: WEST VIRGINIA
ACQUIRED: FREE AGENT - 2015 • NFL EXPERIENCE (NFL/TITANS): 3/3
HOMETOWN: PETERSBURG, VA.
GAMES PLAYED/GAMES STARTED: 29/27 (PLAYOFFS: 0/0)



PRO: Quinton Spain was one of two rookie free agents to make the Titans' 53-man roster out of training camp in 2015. After playing sparingly at the beginning of his rookie campaign, he started the final six games at left guard and became a full-time contributor in 2016 with 13 starts at left guard. The 6-foot-4-inch, 330-pounder has the versatility to play both guard and tackle on the pro level. The Petersburg, Va., native was a two-time All-Big 12 selection during his tenure at West Virginia University.

CAREER HIGHLIGHTS:

- In 2016, made 13 starts at left guard and appeared in a career-high 14 games while blocking for the NFL's third-ranked rushing attack.
- Spain started the final six games of his 2015 rookie season at left guard.
- Spain recorded his first NFL start 11 games into his rookie season on Nov. 29, 2015 against the Oakland Raiders.
- He made his professional debut against Buffalo on Oct. 11, 2015.

TITANS TIDBITS:

- Spain has hosted a Football Skills Camp the last two years in his hometown of Petersburg, Va. During his camp on July 1, 2017, Petersburg Mayor Sam Parham gave Spain a proclamation and officially declared it Quinton Spain Day.

CAREER TRANSACTIONS:

- The Petersburg, Va., native was signed by the Titans as an undrafted free agent on May 11, 2015.

SEASON RECAPS:

2017 (8/8):

- Against Oakland (9/10), started at left guard and was a part of an offensive line that helped produce 350 total yards and allow just one sack on 41 pass attempts.
- At Jacksonville (9/17), started at left guard and opened holes for a rushing attack that amassed 179 yards on 36 carries (5.0 avg.). Member of a unit that allowed just one sack on 27 pass attempts.
- Against Seattle (9/24), started at left guard and helped block for Titans' ball carriers to collect 195 rushing yards on 35 carries (5.6 avg.). Member of an offensive front that did not allow a sack on 32 pass attempts.
- At Houston (10/1), started at left guard.
- At Miami (10/8), started at left guard.
- Against Indianapolis (10/16), started at left guard and was a member of an offensive front that helped produce 473 total yards and allow just one sack for one yard on 32 pass attempts.
- At Cleveland (10/22), started at left guard. Left the game briefly late in the second quarter with an injury but returned at the start of the third quarter.
- Against Baltimore (11/5), was inactive.
- Against Cincinnati (11/12), was inactive.
- At Pittsburgh (11/16), returned to the lineup as the starter at left guard.

- 2016 (14/13):** Played in a career-high 14 games with 13 starts at left guard and was a part of an offensive front that blocked for the NFL's third-ranked rushing attack which averaged 136.7 rush yards per game. Was inactive for two contests (vs. JAX, at SD).
- At Detroit (9/18), started at left guard and blocked for an offense that amassed 363 total yards in a 16-15 comeback win.
 - Against Oakland (9/25), started at left guard and was a part of an offensive line that helped produce 393 total yards and allow just one sack on 33 pass attempts.
 - At Miami (10/9), started at left guard and was a member of an offensive

front that opened holes for Titans' rushers to gain 235 yards on the ground and did not allow a sack on 29 pass attempts.

- Against Cleveland (10/16), started at left guard and blocked for an offense that compiled a season-high 407 total yards, including 137 rushing yards.
- Against Indianapolis (10/23), started at left guard before leaving the game early in the second quarter with an injury.
- Against Green Bay (11/13), saw limited action as a reserve tackle.
- At Chicago (11/27), started at left guard and was a member of an offensive front that did not allow a sack on 23 pass attempts. Blocked for Titans' ball carriers to gain 149 yards on the ground.
- Against Denver (12/11), started at left guard and was a part of an offensive line that opened holes for Titans' rushers to amass 180 rushing yards on 42 carries in a 13-10 victory over the Broncos.
- At Kansas City (12/18), started at left guard and helped pave the way for Titans' ball carriers to gain 148 yards on the ground. Member of an offensive front that allowed just one sack for zero yards on 33 pass attempts.

2015 (7/6): Played in seven games with six starts at left guard as a rookie. Was inactive for eight games and did not play in another contest. Made his first career NFL start at Oakland (11/29/15). Made his NFL debut as a reserve against Buffalo (10/11/15).

- Against Buffalo (10/11), played in his first career NFL game as a reserve at left guard when Taylor Lewan left the game briefly with an injury.
- Against Oakland (11/29), made his first career NFL start at left guard.
- Against Jacksonville (12/6), started at left guard and helped block for a Titans' offense that amassed 467 total yards.
- Against Houston (12/27), started at left guard. Moved to right tackle for one snap when Byron Bell left the game with an injury.

COLLEGE:

- Played in 50 career games with 38 starts at West Virginia and was a two-time All-Big 12 team honoree.
- As a senior (2014), started 12 games at left guard and was named All-Big 12 1st team by ESPN.com, All-Big 12 second team by Associated Press and All-Big 12 honorable mention by the coaches. Was used on 1,084 plays, including 1,009 offensive plays. Helped pave the way for the offense to average 499.8 yards per game of total offense, 33.5 points per game, 182.8 rushing yards and 317.0 passing yards.
- As a junior (2013), named All-Big 12 Conference third team by Phil Steele and All-Big 12 Conference honorable mention by the coaches. Started all 12 games, the first four at left tackle and the final eight contests at left guard. Was used on 791 offensive plays, the second most on the offense.
- As a sophomore (2012), started all 13 games at left tackle. Also saw action at guard. Saw action in 967 of 998 offensive plays in 2012 and finished year No. 2 on the line with 57.5 knockdowns.
- As a redshirt freshman (2011), added depth at both tackle positions. Played in 13 games with one start and saw action on 266 plays. Only allowed one sack the entire season. Saw action in 30 or more plays in four games.
- As a freshman (2010), redshirted.

PERSONAL:

- Has a son, Kingston Lamar Spain.
- Attended Petersburg (Va.) High School and played in the U.S. Army All-American game.
- As a senior, scored four touchdowns as a fullback on goal line packages. Collected 103 tackles as a defensive tackle and forced seven fumbles and recovered five fumbles. Also recorded 23 tackles for loss, five sacks and

had seven games with 10 or more tackles.

- Follow Spain on Twitter at @quinton_spain.
- Follow Spain on Instagram at @mr.undrafted.
- Born Quinton Lamar Spain on Aug. 7, 1991 in Petersburg, Va.

QUINTON SPAIN'S NFL STATISTICS

REGULAR SEASON


Year	Team	GP	GS
2015	Tennessee	7	6
2016	Tennessee	14	13
2017	Tennessee	8	8
NFL Totals		29	27

Starts Breakdown:

2015 - LG 6; 2016 - LG 13; 2017 - LG 8

Additional Statistics

Tackles - 1 (2015)



4 RYAN SUCCOP

KICKER • 6'2" • 218 LBS • COLLEGE: SOUTH CAROLINA
ACQUIRED: FREE AGENT - 2014 • NFL EXPERIENCE (NFL/TITANS): 9/4
HOMETOWN: HICKORY, N.C.
GAMES PLAYED/GAMES STARTED: 138/0 (PLAYOFFS: 2/0)



PRO: A powerful right-footed kicker in his ninth NFL campaign, Ryan Succop joined the Titans prior to the start of the 2014 regular season. Succop arrived in Tennessee after five seasons with the Kansas City Chiefs, where he posted four 100-plus point seasons and connected on 81 percent of his field goal attempts. In his first three seasons (2014-16) with the Titans, the University of South Carolina product made good on 88.7 percent of his field goals. His percentage increased every year during that period, including a 91.7 percent success rate in 2016 that qualified as the third-highest in franchise history.

CAREER HIGHLIGHTS:

- In 2016, Succop's 91.7 percent field goal rate (22 of 24) was the best single-season performance of his career and the third-best percentage in franchise history (92.3 by Rob Bironas in 2010 and 92.3 by Al Del Greco in 1998). Succop's percentage ranked third in the NFL in 2016 behind only Justin Tucker (97.4) and Matt Bryant (91.9).
- Succop finished the 2016 season with a franchise-record streak of 36 successful field goals from inside 50 yards, dating back to 2014.
- At Kansas City on Dec. 18, 2016, he became the first kicker in NFL history to defeat his former team by converting a game-winning, come-from-behind field goal of 50 or more yards (53) as time expired. It tied for the second-longest game-winning field goal in franchise history.
- In 2015, Succop set a then-career-best by connecting on 87.5 percent of his kicks (14 of 16 field goals) and recording 43 touchbacks, the second-most of his career.
- In 2014, Succop played in all 16 games in his first season with the Titans and connected on a then career-high 86.4 percent of his field goals. He converted 19 of 22 field goals and all 27 extra point attempts for 84 points.
- Succop has appeared in two postseason contests, making all three field goals attempted and all six extra points for 15 points.
- In 2013, posted 118 points, setting a new single-season career-high for points, passing his old mark of 104 set in his rookie season in 2009.
- Set a Chiefs franchise record for most points in a postseason game, accounting for 14 points in the Chiefs 2013 AFC Wild Card Game at Indianapolis (1/4/14).
- In 2009, Succop converted 86.2 percent of his field goals (25 of 29), tying as the highest make percentage by a rookie since the AFL-NFL merger (min. 20 attempts). He also led all NFL rookies with 104 points.
- Succop was named All-Rookie from Pro Football Weekly/PFWA and was voted the Chiefs' 2009 Mack Lee Hill Award winner by his peers for his rookie success.
- Succop set a career high and a Chiefs franchise single-game record by converting all six field goals he attempted at New Orleans (9/23/12).

TITANS TIDBITS:

- Succop was given the title "Mr. Irrelevant" after being selected with the final pick (256th overall) of the 2009 NFL Draft.
- Succop caddied for his friend, Wesley Bryan, at the 2016 Nashville Golf Open, a Web.com event at Nashville Golf & Athletic Club. Succop and Bryan went to school together at the University of South Carolina.
- Succop registered 104 career goals and was a four-time all-conference and two-time all-state soccer selection at Hickory (N.C.) High School.
- Succop handled both the kicking and punting duties during his sophomore and junior seasons at South Carolina.

CAREER TRANSACTIONS:

- The Hickory, N.C., native was originally selected by the Kansas City

Chiefs in the seventh round (256th overall) of the 2009 NFL Draft.

- Released by the Chiefs on Aug. 30, 2014.
- Signed by the Titans as a free agent on Sept. 2, 2014.

SEASON RECAPS:

2017 (10/0 - Tennessee): Tied for fourth in the NFL with 23 field goals made and ranks fifth in the NFL with 90 points. Made 56 consecutive successful field goals from inside 50 yards (2014-17) which is an NFL record. Named AFC Special Teams Player of the Month for September after leading the NFL with 38 points and 10 field goals. Named AFC Special Teams Player of the Week after connecting on all five field goals (48, 32, 40, 48, 23) and all three extra point chances against Indianapolis (10/16/17). Has made seven career game-winning field goals, including one in 2017 (at CLE). Set the NFL record with his 47th consecutive field goal make under 50 yards against Indianapolis (10/16/17). Has tied for the team lead in special teams tackles once in 2017 (vs. OAK).

• Against Oakland (9/10), made three of four field goals (23, 26, 52) with a 52-yard miss. Connected on his lone extra point try. Tied for the team lead with a special teams tackle, his first tackle since 2013. Evened the score at 10-10 with a 23-yard field goal with 43 seconds left to play in the first half. Cut the Raiders' lead to 16-13 with a 26-yard field goal on the final play of the third quarter. Made good on a 52-yard field goal to cut the Raiders' lead to 23-16 with 4:49 left to play in the game. The kick extended his streak to 19 successful field goals of any distance before missing another attempt from 52 yards. The 19-kick streak tied for the fifth-longest streak in franchise history, only one off the club record of 20 (accomplished three times by Rob Bironas and once by Al Del Greco).

• At Jacksonville (9/17), connected on all three field goals (40, 41, 26) and all four extra point chances. Tied the score at 3-3 with a 40-yard field goal with 2:16 left to play in the first quarter. Gave the Titans a 6-3 halftime advantage with a 41-yard field goal as time expired in the second quarter. Gave the Titans a 9-3 lead with a 26-yard field goal early in the third quarter.

• Against Seattle (9/24), made good on all four field goals (24, 37, 47, 35) and all three extra point tries. Posted a career-high seven touchbacks. Gave the Titans a 3-0 lead with a 24-yard field goal early in the second quarter. Extended the Titans' lead to 6-0 with a 37-yard field goal with 5:51 left to play in the second quarter. Gave the Titans a 9-7 halftime lead with a 47-yard field goal as time expired in the second quarter. Gave the Titans a 33-20 lead with a 35-yard field goal with 10:00 left to play in the fourth quarter. His 10 field goals rank as the most by any player in franchise history in the first three weeks of a season, topping Al Del Greco's previous benchmark of eight field goals in the first three weeks of 1996.

• At Houston (10/1), connected on both extra point chances, but did not attempt a field goal. Registered two touchbacks on three kickoffs.

• At Miami (10/8), made his lone field goal (45) and his only extra point chance. Cut the Dolphins' lead to 10-3 with a 45-yard field goal with 9:37 remaining in the second quarter. With the field goal, Succop registered his 46th consecutive made field goal on attempts under 50 yards, tying the NFL record set by Atlanta Falcons kicker Matt Bryant from 2013-2015.

• Against Indianapolis (10/16), was named AFC Special Teams Player of the Week after connecting on all five field goals (48, 32, 40, 48, 23) and all three extra point chances. Notched a special teams tackle on coverage units. Set the NFL record with his 47th consecutive field goal make under 50 yards when he nailed a 48-yard field goal with 11:15 left to play in the first quarter. Gave the Titans a 6-3 lead with a 32-yard field goal late in the first stanza. Cut the Colts' lead 10-9 with a 40-yard field goal with 4:10 left to play in the first half. Got the Titans to within 19-12 with a 48-yard field goal in the third quarter. Booted a 23-yard field goal with 4:35 left to play

in the third quarter to cut the Indianapolis lead to 19-15.

- At Cleveland (10/22), connected on four of five field goals (43, 23, 46, 47), including the game-winner in overtime. Missed from 53 yards out. Gave the Titans a 3-0 lead with a 43-yard field goal with 8:38 left to play in the first quarter. Extended the Titans lead to 6-3 with a 23-yard field goal with 1:37 remaining in the first half. Increased the Titans lead to 9-6 with a 46-yard field goal on the second play of the fourth quarter. Gave the Titans a 12-9 overtime victory and connected on his seventh career game-winner with a 47-yard field goal with 1:55 left to play in the extra session.
- Against Baltimore (11/5), made good on his lone field goal (48) and two of three extra point attempts. Gave the Titans a 3-0 lead with a 48-yard field goal with 10:58 left to play in the first quarter.
- Against Cincinnati (11/12), connected on one of two field goals (44) and all three extra point chances. Ended his 56-consecutive field goal make streak from under 50 yards with a missed 48-yarder in the second quarter. Gave the Titans a 17-13 halftime lead with a 44-yard field goal as time expired in the second quarter.
- At Pittsburgh (11/16), made good on one of two field goals (44) and both extra point chances. Cut the Steelers' lead to 23-17 with a 44-yard field goal with 5:34 left to play in the third quarter.

2016 (16/0 - Tennessee): Connected on a career-best 91.7 percent of his field goals (22 of 24) and 39 of 41 extra points for 105 points. His 91.7 percent rate was third among all NFL kickers with at least 20 attempts and was the third-best percentage in franchise history. Recorded his fifth career season with at least 100 points and his first such season with the Titans. Talled a career-best 58 touchbacks. Finished the 2016 campaign by making his last 16 field goal attempts.

- At Houston (10/2), made good on both field goals (48, 26) and both extra point attempts. Boomed four touchbacks on kickoffs. Cut the Texans' lead to 14-3 with a 48-yard field goal with 2:36 left to play in the first quarter. Evened the score at 20-20 with a 26-yard field goal midway through the third quarter.
- Against Indianapolis (10/23), connected on both field goals (48, 44) and two extra point chances. Gave the Titans a 23-20 lead with a 48-yard field goal with 6:02 left to play in the game. Cut the Colts' lead to 34-26 with a 44-yard field goal with 43 seconds left to play in the game. The two scores extended his streak to 25 consecutive made field goals on attempts inside 50 yards, which broke Al Del Greco's franchise record of 24 straight that was set from 1995–1996.
- Against Jacksonville (10/27), made good on all three field goals (32, 22, 33) and three of four extra point tries. Gave the Titans an early 3-0 lead with a 32-yard field goal with 3:31 left to play in the first quarter. Concluded the first half scoring with a 22-yard field goal as time expired to give the Titans a 27-0 halftime lead. Nailed a 33-yard field goal and increased the Titans lead to 36-8 with 12:32 left to play in the game.
- At San Diego (11/6), connected on all five extra point tries while booting six touchbacks on six kickoffs.
- Against Green Bay (11/13), made good on both field goals (51, 23) and all five extra point chances. Gave the Titans a 44-25 lead with a 51-yard field goal with 9:56 left to play in the fourth quarter. Increased the Titans lead to 47-25 with a 23-yard field goal with less than five minutes remaining in the game.
- At Chicago (11/27), made good on both field goals (19, 31) and all three extra point tries. Extended the Titans lead to 24-7 with a 19-yard field goal with 4:07 left to play in the third quarter. Increased the Titans lead to 27-7 with a 31-yard field goal with 13:45 left to play in the fourth quarter.
- Against Denver (12/11), appeared in his 125th career NFL game and connected on both field goals (53, 41) and his lone extra point attempt. Extended the Titans lead to 10-0 with a season-long 53-yard field goal with 5:48 left to play in the first quarter. Gave the Titans a 13-0 lead with a 41-yard field goal with 1:27 remaining in the first half.
- At Kansas City (12/18), made good on both field goals (39, 53), including his sixth career game-winning kick and his first as a member of the Titans. Cut the Chiefs' lead to 17-10 with a 39-yard field goal early in the fourth quarter. Gave the Titans a 19-17 victory with a 53-yard, game-winning field goal as time expired in the game. Succop's field goal tied for the second-longest game-winner in franchise history, equalling Rob Bironas' 53-yard effort at Houston on Nov. 23, 2009 and behind only Bironas' 60-yarder against Indianapolis on Dec. 3, 2006.

2015 (16/0 - Tennessee): Saw action in all 16 games and made 14 of 16 field goals and 29 of 31 extra point chances. Posted 43 touchbacks on kickoffs. Played in his 100th career regular season game against Buffalo (10/11/15). Connected on his 200th career extra point against Miami

(10/18/15).

- Against Indianapolis (9/27), nailed both field goals (38, 21) and all three extra point chances. Booted six touchbacks on seven kickoffs, with the only other kickoff being a failed onside try. Nailed a 38-yard field goal to cut the Colts lead to 14-3 with 8:29 left to play in the second quarter. Extended the Titans lead to 27-14 with a 21-yard field goal with 3:04 left to play in the third quarter.
- Against Buffalo (10/11), played in his 100th career regular season game and made both field goals (21, 41) and his lone extra point chance. Gave the Titans a 3-0 advantage with a 21-yard field goal with 14:09 left to play in the second quarter. Increased the Titans' lead to 13-7 with a 41-yard field goal with 9:36 left to play in the fourth quarter.
- Against Miami (10/18), made good on his lone field goal (37) and connected on his 200th career extra point. Cut the Dolphins' lead to 7-3 with a 37-yard field goal with 5:28 left to play in the opening quarter.
- At Houston (11/1), made good on both field goal chances (35, 44). Gave the Titans a 3-0 lead with a 35-yard field goal with 9:05 remaining in the first quarter. Cut the Texans' lead to 10-6 with a 44-yard field goal midway through the third quarter.
- At New Orleans (11/8), connected on two of three field goals (51, 29) and both extra point tries. Cut the Saints' lead to 7-3 with a 51-yard field goal with 6:58 left to play in the first quarter. Nailed a 29-yard field goal with 7:17 left to play in the third quarter to cut the Saints' lead to 21-20.
- At Jacksonville (11/19), connected on two of three field goals (47, 49) while missing from 53 yards out. Made good on his lone extra point chance. Gave the Titans a 3-0 lead with a 47-yard field goal during the Titans' opening drive in the first quarter. Gave the Titans a 6-3 advantage with a 49-yard field goal with 10:58 remaining in the second quarter.
- Against Jacksonville (12/6), tied a career-high with six extra point connections.

2014 (16/0 - Tennessee): Played in all 16 games in his first season with the Titans and made good on a career-high 86.4 percent of his field goals. Connected on 19 of 22 field goals and all 27 extra point attempts for 84 points. Registered 31 touchbacks on 65 kickoffs.

- At Kansas City (9/7), made his Titans' debut and connected on all four field goals (36, 31, 46, 47) and both extra point chances against his former team. Booted four touchbacks on seven kickoffs. Gave the Titans a 10-3 halftime lead with a 36-yard field goal with seven seconds left to play in the second stanza. Connected on a 31-yard field goal in the third stanza. Extended the Titans' lead to 23-3 with a 46-yard field goal with 12:39 left to play in the fourth quarter. Concluded the scoring with a 47-yard field goal with 4:50 remaining in the game.
- Against Dallas (9/14), made good on his lone field goal attempt (47) and his only extra point chance. Nailed a 47-yard field goal with 10:57 left to play in the third quarter.
- Against Jacksonville (10/12), made good on all three field goal attempts (25, 21, 42) and his lone extra point chance. Cut the Jaguars' lead to 7-3 with a 25-yard field goal with 44 seconds left to play in the first quarter. Extended the Titans' lead to 13-7 with a 21-yard field goal midway through the third quarter. Gave the Titans a 16-7 advantage with a 42-yard field goal with 14:49 left to play in the fourth quarter.
- Against N.Y. Jets (12/14), made good on all three field goal attempts (40, 33, 51). Gave the Titans an early 3-0 lead with a 40-yard field goal with 3:16 remaining in the first quarter. Extended the Titans' lead to 8-3 with a 33-yard field goal with 6:03 left to play in the third quarter. Nailed a season-long 51-yard field goal to give the Titans an 11-10 lead late in the third stanza.
- At Jacksonville (12/18), connected on both field goals (50, 23) and his lone extra point chance. Extended the Titans' lead to 10-0 with a 50-yard field goal with 3:46 left to play in the first half. Cut the Jaguars' lead to 21-13 with a 23-yard field goal with 6:06 left to play in the fourth quarter.

2013 (16/0, 1/0 - Kansas City): Appeared in all 16 games, making all 52 extra points and 22 of 28 field goals (78.6 percent) for a career-high 118 points.

- At Indianapolis (1/4), converted all three field goals and all five PATs for a Chiefs franchise single-game postseason record 14 points in an AFC Wild Card Game.

2012 (16/0 - Kansas City): Appeared in 16 contests, converting 28 of 34 field goals (82.4 percent) and all 17 extra points for 101 points and had two special teams tackles.

- At New Orleans (9/23), connected on six of six field goals and one PAT for 19 points, setting a new franchise single-game record for most field

goals converted and setting a career high for most points in a single game.

- Against Oakland (10/28), made all three field goal attempts, including a season-long 52-yard attempt, and one PAT for 10 points.
- Against Denver (11/25), hit all three field goals for nine points and had two special teams stops.
- Against Carolina (12/2), converted both field goals, including one from 52 yards, and three PATs for nine points.

2011 (16/0 - Kansas City): Appeared in 16 games, connecting on 24 of 30 field goals and all 20 extra points for a team-high 92 points. Had a career-long streak of 22 consecutive field goals made starting against Minnesota (10/2) before having a kick blocked against Oakland (12/24). Had 31 touchbacks to rank 10th in the AFC and his 80 percent field goal percentage ranked 10th in the AFC.

- Against Minnesota (10/2), converted all five of his field goals and one PAT for a career-high 16 points and had five touchbacks to earn AFC Special Teams Player of the Week honors. Also converted a career-long 54-yard field goal, tied a Chiefs record with five made field goals and became the third Chiefs kicker to convert two 50-plus-yard field goals in one game.
- Against San Diego (10/31), made good on all three of his field goals, including a game-winning 30-yard effort in overtime.
- Against N.Y. Jets (12/11), connected on a 53-yard field goal.
- Against Green Bay (12/18), made all four field goals and one PAT for 13 points and had three touchbacks, earning AFC Special Teams Player of the Week honors for the second time during the season.

2010 (16/0, 1/0 - Kansas City): Played in 16 games as the club's kicker and converted 20 of 26 field goals and all 42 extra points for 102 points. Landed 52 of his 78 kickoffs inside the 10-yard line. Had two special teams tackles • Against Buffalo (10/31), nailed a game-winning 35-yard field goal as time expired in overtime.

- At St. Louis (12/19), tied a then career long with a 53-yard field goal.

2009 (16/0 - Kansas City): Handled place-kicking duties in all 16 games and connected on 25 of 29 field goals (86.2 percent) and all 29 of his extra points for a team-high 104 points. Landed 59 of his 75 kickoffs inside the 10-yard line with seven touchbacks. Also had one special teams tackle. Named the club's Mack Lee Hill Award winner, an honor bestowed on Kansas City's top rookie or first-year player. Earned All-Rookie honors from Pro Football Weekly/PFWA. Produced an 86.2 field goal percentage, tying as the highest make percentage by a rookie since the AFL-NFL merger (min. 20 attempts). His 86.2 field goal percentage ranked sixth in the AFC and 10th in the NFL. Was one of five kickers in the AFC and one of seven kickers in the NFL to not miss from inside 40 yards, going 17-17. Led all NFL rookies with 104 points and tied for 10th in the AFC with seven touchbacks. Ranked first in Chiefs history among rookies with 25 made field goals, while his 29 field goal attempts were third in team annals among rookies.

- At Baltimore (9/13), hit a 53-yard field goal and three PATs for six points in his first NFL game. His 53-yard field goal was the longest made field goal by a rookie kicker on his first regular season NFL attempt since Baltimore's Steve Hauschka hit a 54-yard field goal at Houston (11/9/08).
- At Washington (10/18), hit a season-high four field goals (39, 46, 46 and 24 yards) for 12 points.
- Against Pittsburgh (11/22), hit a 22-yard game-winning field goal in overtime.
- At Denver (1/3), made all three of his field goals and five PATs for a season-best 14 points.

COLLEGE:

- Played in 50 games at South Carolina, hitting 49 of 69 field goals (71.0 percent) with a career long of 55 yards. Converted 104 of 106 PATs and racked up a total of 251 points, the second-highest total in school history.
- Spent his sophomore and junior seasons handling both the kicking and punting duties. Had 85 punts for 3,597 yards (42.3 gross, 34.9 net) with 21 kicks inside the 20 and three touchbacks. Had 69 touchbacks on 192 kickoffs.
- Played in 13 games his senior campaign in 2008, earning honorable mention All-Southeastern Conference honors. Connected on 20 of 30 field goals, leading the SEC in both makes and attempts. Converted all 30 of his PATs for 90 points. Had 25 touchbacks on kickoffs. Finished the season fourth in the SEC in field goal percentage (66.7 percent) and ninth

in scoring (6.9 ppg).

- Appeared in 12 games as a kicker and punter as a junior in 2007 and converted 13 of 17 field goals and all 37 of his PATs for 76 points. Had 56 punts for 2,330 yards (41.6 gross, 34.4 net), landing 15 inside the 20. Named honorable mention All-SEC.
- Saw action in 13 contests his sophomore season in 2006. Earned second-team All-SEC honors and was a semi-finalist for the Lou Groza Award. Connected on 16 of 20 field goals and 37 of 39 PATs for a team-high 85 points. Had 29 punts for 1,267 yards (43.7 gross, 36.0 net) with six inside the 20 and three touchbacks. Had 29 touchbacks on kickoffs.
- Played in all 12 games as a true freshman in 2005. Missed his only two field goal attempts. Had 29 touchbacks on kickoffs.
- Majored in Finance and Real Estate at South Carolina.

PERSONAL:

- Married to Paige and the couple splits time between Nashville and Charleston, S.C.
- Was a four-time all-conference and two-time all-state selection at Hickory (N.C.) High School.
- Was a three-time conference Special Teams Player of the Year. Converted 12 of 14 field goals and all 42 of his PATs for 78 points while averaging 41 yards per punt and had 98.0 percent of his kickoffs go for touchbacks as a senior.
- Was a three-time all-state selection in soccer with 104 career goals.
- Last name is pronounced Suck-up.
- Follow Succop on Twitter at @ryansuccop.
- Born Ryan Barrow Succop on Sept. 19, 1986 in Hickory N.C.

RYAN SUCCOP'S GAME-BY-GAME

2009 Kansas City Chiefs

Date	Opp	W/L	PAT		FG			1-19		20-29		30-39		40-49		50+		LG	Pts	Kick-by-Kick	Kickoffs				
			Ma	Att	Ma	Att	Pct	Ma	Att	Ma	Att	Ma	Att	Ma	Att	Ma	Att				No	InEZ	TB	PctTB	
Sept 13	@ Bal	L	3	3	1	1	100.0	0	0	0	0	0	0	0	0	1	1	53	6	53	5	2	1	20.0	
Sept 20	Oak	L	1	1	1	1	100.0	0	0	1	1	0	0	0	0	0	0	23	4	23	2	0	0	0.0	
Sept 27	@ Phi	L	2	2	0	0	-	0	0	0	0	0	0	0	0	0	0	-	2		2	1	0	0.0	
Oct 4	NYG	L	1	1	1	1	100.0	0	0	0	0	1	1	0	0	0	0	34	4	34	2	2	2	100.0	
Oct 11	Dal	L	2	2	2	3	66.7	0	0	0	0	1	1	1	1	0	1	47	8	47, 38, 53b	5	1	0	0.0	
Oct 18	@ Was	W	0	0	4	4	100.0	0	0	1	1	1	1	2	2	0	0	46	12	39, 46, 46, 24	5	2	0	0.0	
Oct 25	SD	L	1	1	0	1	0.0	0	0	0	0	0	0	0	1	0	0	-	1	43n	2	2	0	0.0	
Nov 8	@ Jax	L	1	1	2	3	66.7	0	0	1	1	0	0	1	1	0	1	45	7	45, 21, 56n	3	3	1	33.3	
Nov 15	@ Oak	W	1	1	3	4	75.0	0	0	1	1	1	1	0	0	1	2	50	10	50, 25, 52n, 31	5	0	0	0.0	
Nov 22	Pit	W	3	3	2	2	100.0	0	0	2	2	0	0	0	0	0	0	27	9	27, 22	6	4	2	33.3	
Nov 29	@ SD	L	2	2	0	0	-	0	0	0	0	0	0	0	0	0	0	-	2		3	1	0	0.0	
Dec 6	Den	L	1	1	2	2	100.0	0	0	1	1	0	0	1	1	0	0	47	7	22, 47	4	0	0	0.0	
Dec 13	Buf	L	1	1	1	1	100.0	0	0	1	1	0	0	0	0	0	0	21	4	21	3	2	0	0.0	
Dec 20	Cle	L	4	4	2	2	100.0	0	0	1	1	1	1	0	0	0	0	30	10	30, 27	7	3	0	0.0	
Dec 27	@ Cin	L	1	1	1	1	100.0	0	0	0	0	1	1	0	0	0	0	30	4	30	3	1	0	0.0	
Jan 3	@ Den	W	5	5	3	3	100.0	0	0	1	1	1	1	1	1	0	0	47	14	20, 36, 47	9	5	1	11.1	
Totals			4-12	29	29	25	29	86.2	0	0	10	10	7	7	6	7	2	5	53	104		66	29	7	10.6

2010 Kansas City Chiefs

Date	Opp	W/L	PAT		FG			1-19		20-29		30-39		40-49		50+		LG	Pts	Kick-by-Kick	Kickoffs				
			Ma	Att	Ma	Att	Pct	Ma	Att	Ma	Att	Ma	Att	Ma	Att	Ma	Att				No	InEZ	TB	PctTB	
Sept 13	SD	W	3	3	0	0	-	0	0	0	0	0	0	0	0	0	0	-	3		4	2	2	50.0	
Sept 19	@ Cle	W	1	1	3	3	100.0	0	0	2	2	1	1	0	0	0	0	35	10	35, 26, 23	5	0	0	0.0	
Sept 26	SF	W	4	4	1	2	50.0	0	0	0	0	1	2	0	0	0	0	32	7	38n, 32	5	1	1	20.0	
Oct 10	@ Ind	L	0	0	3	4	75.0	0	0	0	0	1	1	2	2	0	1	45	9	45, 35, 43, 51n	3	2	0	0.0	
Oct 17	@ Hou	L	4	4	1	1	100.0	0	0	1	1	0	0	0	0	0	0	24	7	24	6	3	1	16.7	
Oct 24	Jax	W	6	6	0	0	-	0	0	0	0	0	0	0	0	0	0	-	6		7	0	0	0.0	
Oct 31	Buf	W	1	1	2	3	66.7	0	0	1	1	1	2	0	0	0	0	35	7	28, 39n, 35	4	2	1	25.0	
Nov 7	@ Oak	L	2	2	2	2	100.0	0	0	1	1	0	0	1	1	0	0	43	8	43, 25	5	2	0	0.0	
Nov 14	@ Den	L	2	2	1	2	50.0	0	0	0	0	0	0	1	1	0	1	40	5	52n, 40	4	3	1	25.0	
Nov 21	Ari	W	4	4	1	1	100.0	0	0	1	1	0	0	0	0	0	0	23	7	23	6	5	2	33.3	
Nov 28	@ Sea	W	6	6	0	1	0.0	0	0	0	0	0	0	0	1	0	0	-	6	43b	7	0	0	0.0	
Dec 5	Den	W	1	1	1	1	100.0	0	0	0	0	0	0	1	1	0	0	47	4	47	3	0	0	0.0	
Dec 12	@ SD	L	0	0	0	0	-	0	0	0	0	0	0	0	0	0	0	-	0		1	1	0	0.0	
Dec 19	@ StL	W	3	3	2	2	100.0	0	0	0	0	1	1	0	0	1	1	53	9	53, 38	6	4	0	0.0	
Dec 26	Ten	W	4	4	2	3	66.7	0	0	0	0	1	1	1	2	0	0	42	10	35, 47n, 42	7	0	0	0.0	
Jan 2	Oak	L	1	1	1	1	100.0	0	0	0	0	1	1	0	0	0	0	30	4	30	3	0	0	0.0	
Totals			10-6	42	42	20	26	76.9	0	0	6	6	7	9	6	8	1	3	53	102		76	25	8	10.5
Playoffs																									
Jan 9	Bal	L	1	1	0	0	0.0	0	0	0	0	0	0	0	0	0	0	-	1		2	1	1	50.0	
Totals			0-1	1	1	0	0	0.0	0	0	0	0	0	0	0	0	0	-	1		2	1	1	50.0	

2011 Kansas City Chiefs

Date	Opp	W/L	PAT		FG			1-19		20-29		30-39		40-49		50+		LG	Pts	Kick-by-Kick	Kickoffs				
			Ma	Att	Ma	Att	Pct	Ma	Att	Ma	Att	Ma	Att	Ma	Att	Ma	Att				No	InEZ	TB	PctTB	
Sept 11	Buf	L	1	1	0	1	0.0	0	0	0	0	0	0	0	1	0	0	-	1	49n	2	2	1	50.0	
Sept 18	@ Det	L	0	0	1	2	50.0	0	0	0	0	1	1	0	1	0	0	33	3	33, 44n	2	2	2	100.0	
Sept 25	@ SD	L	2	2	1	2	50.0	0	0	0	0	1	2	0	0	0	0	33	5	38n, 33	4	2	2	50.0	
Oct 2	Min	W	1	1	5	5	100.0	0	0	2	2	0	0	1	1	2	2	54	16	40, 24, 51, 54, 22	6	6	4	66.7	
Oct 9	@ Ind	W	0	0	0	0	-	0	0	0	0	0	0	0	0	0	0	-	0		5	4	4	80.0	
Oct 23	@ Oak	W	4	4	0	0	-	0	0	0	0	0	0	0	0	0	0	-	4		5	4	4	80.0	
Oct 31	SD	W	2	2	3	3	100.0	0	0	0	0	2	2	1	1	0	0	47	11	36, 47, 30	6	5	4	66.7	
Nov 6	Mia	L	0	0	1	1	100.0	0	0	0	0	0	0	1	1	0	0	43	3	43	2	2	2	100.0	
Nov 13	Den	L	1	1	1	1	100.0	0	0	0	0	1	1	0	0	0	0	32	4	32	2	2	2	100.0	
Nov 21	@ NE	L	0	0	1	1	100.0	0	0	1	1	0	0	0	0	0	0	26	3	26	1	1	0	0.0	
Nov 27	Pit	L	0	0	3	3	100.0	0	0	0	0	0	0	3	3	0	0	49	9	41, 49, 40	4	2	0	0.0	
Dec 4	@ Chi	W	1	1	1	1	100.0	0	0	1	1	0	0	0	0	0	0	21	4	21	2	0	0	0.0	
Dec 11	@ NYJ	L	1	1	1	1	100.0	0	0	0	0	0	0	0	0	1	1	53	4	53	2	1	0	0.0	
Dec 18	GB	W	1	1	4	4	100.0	1	1	1	1	1	1	1	1	0	0	46	13	19, 32, 46, 20	6	5	3	50.0	
Dec 24	Oak	L	1	1	2	4	50.0	0	0	2	2	0	0	0	2	0	0	23	7	23, 49b, 20, 49b	5	4	2	40.0	
Jan 1	@ Den	W	1	1	0	1	0.0	0	0	0	0	0	0	0	1	0	0	-	1	44n	2	2	1	50.0	
Totals			7-9	20	20	24	30	80.0	1	1	7	7	6	7	7	12	3	3	54	92		56	44	31	55.4

RYAN SUCCOP'S TITANS GAME-BY-GAME CONT.

2012 Kansas City Chiefs

Date	Opp	W/L	PAT		FG			1-19		20-29		30-39		40-49		50+		LG	Pts	Kick-by-Kick	Kickoffs				
			Ma	Att	Ma	Att	Pct	Ma	Att	Ma	Att	Ma	Att	Ma	Att	Ma	Att				No	InEZ	TB	PctTB	
Sept 9	Atl	L	3	3	1	2	50.0	0	0	0	0	1	1	0	1	0	0	39	6	39, 40n	5	5	2	40.0	
Sept 16	@ Buf	L	2	2	1	1	100.0	0	0	0	0	1	1	0	0	0	0	33	5	33	4	3	3	75.0	
Sept 23	@ NO	W	1	1	6	6	100.0	0	0	1	1	3	3	2	2	0	0	45	19	25, 45, 34, 38, 43, 31	7	6	2	28.6	
Sept 30	SD	L	2	2	0	0	-	0	0	0	0	0	0	0	0	0	0	-	2		4	4	2	50.0	
Oct 7	Bal	L	0	0	2	2	100.0	0	0	0	0	2	2	0	0	0	0	31	6	30, 31	3	3	1	33.3	
Oct 14	@ TB	L	1	1	1	1	100.0	0	0	0	0	1	1	0	0	0	0	38	4	38	3	3	1	33.3	
Oct 28	Oak	L	1	1	3	3	100.0	0	0	0	0	1	1	1	1	1	1	52	10	30, 42, 52	4	3	2	50.0	
Nov 1	@ SD	L	1	1	2	3	66.7	0	0	0	0	0	1	2	2	0	0	49	7	49, 39n, 41	3	3	2	66.7	
Nov 12	@ Pit	L	1	1	2	3	66.7	0	0	1	1	0	1	1	1	0	0	46	7	22, 33n, 46	3	2	1	33.3	
Nov 18	Cin	L	0	0	2	2	100.0	0	0	0	0	2	2	0	0	0	0	34	6	34, 33	2	2	1	50.0	
Nov 25	Den	L	0	0	3	3	100.0	0	0	1	1	1	1	1	1	0	0	49	9	34, 22, 49	4	4	2	50.0	
Dec 2	Car	W	3	3	2	2	100.0	0	0	0	0	0	0	1	1	1	1	52	9	42, 52	5	4	3	60.0	
Dec 9	@ Cle	L	1	1	0	1	0.0	0	0	0	1	0	0	0	0	0	0	-	1	27n	2	0	0	0.0	
Dec 16	@ Oak	L	0	0	0	0	-	0	0	0	0	0	0	0	0	0	0	-	0		1	1	1	100.0	
Dec 23	Ind	L	1	1	2	3	66.7	0	0	0	0	0	0	2	3	0	0	47	7	47, 43n, 47	4	4	2	50.0	
Dec 30	@ Den	L	0	0	1	2	50.0	0	0	1	1	0	1	0	3	0	0	23	3	23, 33n	2	2	2	100.0	
Totals			2-14	17	17	28	34	82.4	0	0	4	5	12	15	10	12	2	2	52	101		56	49	27	48.2

2013 Kansas City Chiefs

Date	Opp	W/L	PAT		FG			1-19		20-29		30-39		40-49		50+		LG	Pts	Kick-by-Kick	Kickoffs				
			Ma	Att	Ma	Att	Pct	Ma	Att	Ma	Att	Ma	Att	Ma	Att	Ma	Att				No	InEZ	TB	PctTB	
Sept 8	@ Jax	W	4	4	0	0	-	0	0	0	0	0	0	0	0	0	0	-	4		5	5	4	80.0	
Sept 15	Dal	W	2	2	1	2	50.0	0	0	0	0	0	0	1	1	0	1	40	5	57b, 40	4	4	3	75.0	
Sept 19	@ Phi	W	2	2	4	5	80.0	0	0	0	0	4	4	0	0	0	1	38	14	33, 51n, 31, 34, 38	7	7	4	57.1	
Sept 29	NYG	W	4	4	1	1	100.0	0	0	0	0	0	0	0	0	1	1	51	7	51	6	6	3	50.0	
Oct 6	@ Ten	W	2	2	4	4	100.0	0	0	2	2	1	1	1	1	0	0	48	14	29, 24, 33, 48	7	7	5	71.4	
Oct 13	Oak	W	3	3	1	1	100.0	0	0	0	0	1	1	0	0	0	0	33	6	33	5	5	4	80.0	
Oct 20	Hou	W	2	2	1	1	100.0	0	0	1	1	0	0	0	0	0	0	22	5	22	4	4	3	75.0	
Oct 27	Cle	W	2	2	3	4	75.0	0	0	0	0	1	1	2	2	0	1	42	11	42, 35, 52n, 40	6	6	3	50.0	
Nov 3	@ Buf	W	2	2	3	3	100.0	0	0	1	1	1	1	1	1	0	0	41	11	27, 41, 39	6	6	5	83.3	
Nov 17	@ Den	L	2	2	1	1	100.0	0	0	1	1	0	0	0	0	0	0	20	5	20	4	4	3	75.0	
Nov 24	SD	L	5	5	1	1	100.0	0	0	1	1	0	0	0	0	0	0	25	8	25	7	3	1	14.3	
Dec 1	Den	L	4	4	0	0	-	0	0	0	0	0	0	0	0	0	0	-	4		5	2	1	20.0	
Dec 8	@ Was	W	6	6	1	2	50.0	0	0	0	0	1	2	0	0	0	0	33	9	33, 34n	8	2	0	0.0	
Dec 15	@ Oak	W	8	8	0	0	-	0	0	0	0	0	0	0	0	0	0	-	8		9	8	3	33.3	
Dec 22	Ind	L	1	1	0	1	-	0	0	0	0	0	0	0	1	0	0	-	1	47n	2	2	2	100.0	
Dec 29	@ SD	L	3	3	1	2	50.0	0	0	0	0	0	0	1	2	0	0	46	6	46, 41n	6	6	3	50.0	
Totals			11-5	52	52	22	28	78.6	0	0	6	6	9	10	6	8	1	4	51	118		91	77	47	51.6
Playoffs																									
Jan 4	@ Ind	L	5	5	3	3	100.0	1	1	0	0	0	0	2	2	0	0	43	14	19, 42, 43	9	9	6	66.7	
Totals			0-1	5	5	3	3	100.0	1	1	0	0	0	0	2	2	0	0	43	14		9	9	6	66.7

2014 Tennessee Titans

Date	Opp	W/L	PAT		FG			1-19		20-29		30-39		40-49		50+		LG	Pts	Kick-by-Kick	Kickoffs				
			Ma	Att	Ma	Att	Pct	Ma	Att	Ma	Att	Ma	Att	Ma	Att	Ma	Att				No	InEZ	TB	PctTB	
Sept 7	@ KC	W	2	2	4	4	100.0	0	0	0	0	2	2	2	2	0	0	47	14	36, 31, 46, 47	7	6	4	57.1	
Sept 14	Dal	L	1	1	1	1	100.0	0	0	0	0	0	0	1	1	0	0	47	4	47	3	3	3	100.0	
Sept 21	@ Cin	L	1	1	0	2	0.0	0	0	0	0	0	0	0	2	0	0	-	1	40n, 44n	3	1	1	33.3	
Sept 28	@ Ind	L	2	2	1	1	100.0	0	0	0	0	1	1	0	0	0	0	36	5	36	4	4	2	50.0	
Oct 5	Cle	L	4	4	0	0	-	0	0	0	0	0	0	0	0	0	0	-	4		6	3	2	33.3	
Oct 12	Jax	W	1	1	3	3	100.0	0	0	2	2	0	0	1	1	0	0	42	10	25, 21, 42	5	5	4	80.0	
Oct 19	@ Was	L	2	2	1	1	100.0	0	0	0	0	1	1	0	0	0	0	36	5	36	4	3	2	50.0	
Oct 26	Hou	L	1	1	1	1	100.0	0	0	0	0	1	1	0	0	0	0	35	4	35	4	3	3	75.0	
Nov 9	@ Bal	L	1	1	0	0	-	0	0	0	0	0	0	0	0	0	0	-	1		2	2	1	50.0	
Nov 17	Pit	L	3	3	1	1	100.0	0	0	1	1	0	0	0	0	0	0	20	6	20	5	3	0	0.0	
Nov 23	@ Phi	L	3	3	1	1	100.0	0	0	1	1	0	0	0	0	0	0	20	6	20	5	2	1	20.0	
Nov 30	@ Hou	L	3	3	0	0	-	0	0	0	0	0	0	0	0	0	0	-	3		4	3	3	75.0	
Dec 7	NYG	L	1	1	0	1	0.0	0	0	0	0	0	0	0	1	0	0	-	1	42n	2	2	1	50.0	
Dec 14	NYJ	L	0	0	3	3	100.0	0	0	0	0	1	1	1	1	1	1	51	9	40, 33, 51	4	4	1	25.0	
Dec 18	@ Jax	L	1	1	2	2	100.0	0	0	1	1	0	0	0	0	1	1	50	7	50, 23	4	4	3	75.0	
Dec 28	Ind	L	1	1	1	1	100.0	0	0	0	0	1	1	0	0	0	0	31	4	31	3	3	0	0.0	
Totals			2-14	27	27	19	22	86.4	0	0	5	5	7	7	5	8	2	2	51	84		65	51	31	47.7

RYAN SUCCOP'S GAME-BY-GAME

2015 Tennessee Titans

Date	Opp	W/L	PAT		FG			1-19		20-29		30-39		40-49		50+		LG	Pts	Kick-by-Kick	Kickoffs				
			Ma	Att	Ma	Att	Pct	Ma	Att	Ma	Att	Ma	Att	Ma	Att	Ma	Att				No	InEZ	TB	PctTB	
Sept 13	@ TB	W	6	6	0	0	-	0	0	0	0	0	0	0	0	0	-	6		7	6	4	57.1		
Sept 20	@ Cle	L	2	2	0	0	-	0	0	0	0	0	0	0	0	0	-	2		3	3	2	66.7		
Sept 27	Ind	L	3	3	2	2	100.0	0	0	1	1	1	1	0	0	0	0	0	38	9	38, 21	7	6	6	85.7
Oct 11	Buf	L	1	1	2	2	100.0	0	0	1	1	0	0	1	1	0	0	41	7	21, 41	4	4	3	75.0	
Oct 18	Mia	L	1	1	1	1	100.0	0	0	0	0	1	1	0	0	0	0	37	4	37	3	3	1	33.3	
Oct 25	Atl	L	1	1	0	0	-	0	0	0	0	0	0	0	0	0	0	-	1		2	1	1	50.0	
Nov 1	@ Hou	L	0	0	2	2	100.0	0	0	0	0	1	1	1	1	0	0	44	6	35, 44	3	3	2	66.7	
Nov 8	@ NO	W	2	2	2	3	66.7	0	0	1	1	0	0	0	0	1	2	51	8	51, 29, 55cr	6	6	3	50.0	
Nov 15	Car	L	1	1	1	1	100.0	0	0	0	0	0	0	1	1	0	0	45	4	45	3	3	2	66.7	
Nov 19	@ Jax	L	1	1	2	3	66.7	0	0	0	0	0	0	2	2	0	1	49	7	47, 49, 53wl	4	4	4	100.0	
Nov 29	Oak	L	1	2	0	0	-	0	0	0	0	0	0	0	0	0	0	-	1		4	2	0	0.0	
Dec 6	Jax	W	6	6	0	0	-	0	0	0	0	0	0	0	0	0	0	-	6		7	6	4	57.1	
Dec 13	@ NYJ	L	0	0	0	0	-	0	0	0	0	0	0	0	0	0	0	-	0		2	2	2	100.0	
Dec 20	@ NE	L	1	2	1	1	100.0	0	0	0	0	0	0	1	1	0	0	49	4	49	4	4	3	75.0	
Dec 27	Hou	L	0	0	0	0	-	0	0	0	0	0	0	0	0	0	0	-	0		2	2	2	100.0	
Jan 3	@ Ind	L	3	3	1	1	100.0	0	0	0	0	0	0	1	1	0	0	49	6	49	5	5	4	80.0	
Totals		3-13	29	31	14	16	87.5	0	0	3	3	3	3	7	7	1	3	51	71		66	60	43	65.2	

2016 Tennessee Titans

Date	Opp	W/L	PAT		FG			1-19		20-29		30-39		40-49		50+		LG	Pts	Kick-by-Kick	Kickoffs			
			Ma	Att	Ma	Att	Pct	Ma	Att	Ma	Att	Ma	Att	Ma	Att	Ma	Att				No	InEZ	TB	PctTB
Sept 11	Min	L	1	1	1	1	100.0	0	0	1	1	0	0	0	0	0	0	28	4	28	4	2	2	50.0
Sept 18	@ Det	W	1	1	1	2	50.0	0	0	0	0	0	0	1	1	0	1	46	4	51wl, 46	5	4	3	60.0
Sept 25	Oak	L	1	1	1	1	100.0	0	0	0	0	1	1	0	0	0	0	34	4	34	3	1	1	33.3
Oct 2	@ Hou	L	2	2	2	2	100.0	0	0	1	1	0	0	1	1	0	0	48	8	48, 26	5	4	4	80.0
Oct 9	@ Mia	W	3	4	1	1	100.0	0	0	0	0	0	0	1	1	0	0	40	6	40	6	6	4	66.7
Oct 16	Cle	W	4	4	0	1	0.0	0	0	0	0	0	0	0	0	0	1	-	4	58wr	5	5	4	80.0
Oct 23	Ind	L	2	2	2	2	100.0	0	0	0	0	0	0	2	2	0	0	48	8	48, 44	6	5	4	66.7
Oct 27	Jax	W	3	4	3	3	100.0	0	0	1	1	2	2	0	0	0	0	33	12	32, 22, 33	7	6	5	71.4
Nov 6	@ SD	L	5	5	0	0	-	0	0	0	0	0	0	0	0	0	0	-	5		6	6	6	100.0
Nov 13	GB	W	5	5	2	2	100.0	0	0	1	1	0	0	0	0	1	1	51	11	51, 23	9	7	6	66.7
Nov 20	@ Ind	L	2	2	1	1	100.0	0	0	0	0	0	0	1	1	0	0	47	5	47	4	2	2	50.0
Nov 27	@ Chi	W	3	3	2	2	100.0	1	1	0	0	1	1	0	0	0	0	31	9	19, 31	6	5	4	66.7
Dec 11	Den	W	1	1	2	2	100.0	0	0	0	0	0	0	1	1	1	1	53	7	53, 41	4	4	4	100.0
Dec 18	@ KC	W	1	1	2	2	100.0	0	0	0	0	1	1	0	0	1	1	53	7	39, 53	4	2	2	50.0
Dec 24	@ Jax	L	2	2	1	1	100.0	0	0	0	0	0	0	1	1	0	0	42	5	42	4	4	4	100.0
Jan 1	Hou	W	3	3	1	1	100.0	0	0	0	0	1	1	0	0	0	0	35	6	35	5	4	3	60.0
Totals		9-7	39	41	22	24	91.7	1	1	4	4	6	6	8	8	3	5	53	105		83	67	58	69.9

2017 Tennessee Titans

Date	Opp	W/L	PAT		FG			1-19		20-29		30-39		40-49		50+		LG	Pts	Kick-by-Kick	Kickoffs			
			Ma	Att	Ma	Att	Pct	Ma	Att	Ma	Att	Ma	Att	Ma	Att	Ma	Att				No	InEZ	TB	PctTB
Sept 10	Oak	L	1	1	3	4	75.0	0	0	2	2	0	0	0	0	1	2	52	10	23, 26, 52, 52wr	5	4	3	60.0
Sept 17	@ Jax	W	4	4	3	3	100.0	0	0	1	1	0	0	2	2	0	0	41	13	40, 41, 26	7	6	3	42.9
Sept 24	Sea	W	3	3	4	4	100.0	0	0	1	1	2	2	1	1	0	0	47	15	24, 37, 47, 35	7	7	7	100.0
Oct 1	@ Hou	L	2	2	0	0	-	0	0	0	0	0	0	0	0	0	0	-	2		3	3	2	66.7
Oct 8	@ Mia	L	1	1	1	1	100.0	0	0	0	0	0	0	1	1	0	0	45	4	45	3	2	1	33.3
Oct 16	Ind	W	3	3	5	5	100.0	0	0	1	1	1	1	3	3	0	0	48	18	48, 32, 40, 48, 23	9	8	4	44.4
Oct 22	@ Cle	W	0	0	4	5	80.0	0	0	1	1	0	0	3	3	0	1	47	12	43, 23, 46, 53wl, 47	5	5	4	80.0
Nov 5	Bal	W	2	3	1	1	100.0	0	0	0	0	0	0	1	1	0	0	48	5	48	5	4	4	80.0
Nov 12	Cin	W	3	3	1	2	50.0	0	0	0	0	0	0	1	2	0	0	44	6	48wr, 44	4	4	3	75.0
Nov 16	@ Pit	L	2	2	1	2	50.0	0	0	0	0	0	0	1	2	0	0	44	5	48b, 44	4	3	3	75.0
Nov 26	@ Ind																							
Dec 3	Hou																							
Dec 10	@ Ari																							
Dec 17	@ SF																							
Dec 24	LAR																							
Dec 31	Jax																							
Totals		6-4	21	22	23	27	85.2	0	0	6	6	3	3	13	15	1	3	52	90		52	46	34	65.4

RYAN SUCCOP'S NFL STATISTICS

REGULAR SEASON			PAT		FG			1-19		20-29		30-39		40-49		50+		Kickoffs					
Date	Team	GP	Ma	Att	Ma	Att	Pct	Ma	Att	Ma	Att	Ma	Att	Ma	Att	Ma	Att	LG	Pts	No	InEZ	TB	PctTB
2009	Kansas City	16	29	29	25	29	86.2	0	0	10	10	7	7	6	7	2	5	53	104	66	29	7	10.6
2010	Kansas City	16	42	42	20	26	76.9	0	0	6	6	7	9	6	8	1	3	53	102	76	25	8	10.5
2011	Kansas City	16	20	20	24	30	80.0	1	1	7	7	6	7	7	12	3	3	54	92	56	44	31	55.4
2012	Kansas City	16	17	17	28	34	82.4	0	0	4	5	12	15	10	12	2	2	52	101	56	49	27	48.2
2013	Kansas City	16	52	52	22	28	78.6	0	0	6	6	9	10	6	8	1	4	51	118	91	77	47	51.6
2014	Tennessee	16	27	27	19	22	86.4	0	0	5	5	7	7	5	8	2	2	51	84	65	51	31	47.7
2015	Tennessee	16	29	31	14	16	87.5	0	0	3	3	3	3	7	7	1	3	51	71	66	60	43	65.2
2016	Tennessee	16	39	41	22	24	91.7	1	1	4	4	6	6	8	8	3	5	53	105	83	67	58	69.9
2017	Tennessee	10	21	22	23	27	85.2	0	0	6	6	3	3	13	15	1	3	52	90	52	46	34	65.4
NFL Totals		138	276	281	197	236	83.5	2	2	51	52	60	67	68	85	16	30	54	867	611	448	286	46.8

PLAYOFFS			PAT		FG			1-19		20-29		30-39		40-49		50+		Kickoffs					
Date	Team	GP	Ma	Att	Ma	Att	Pct	Ma	Att	Ma	Att	Ma	Att	Ma	Att	Ma	Att	LG	Pts	No	InEZ	TB	PctTB
2010	Kansas City	1	1	1	0	0	-	0	0	0	0	0	0	0	0	0	0	-	1	2	1	1	50.0
2013	Kansas City	1	5	5	3	3	50.0	1	1	0	0	0	0	2	2	0	0	43	14	9	9	6	66.7
Playoff Totals		2	6	6	3	3	100.0	1	1	0	0	0	0	2	2	0	0	43	15	11	10	7	63.6

Single-Game Highs

Field Goals Made - 6 at New Orleans (9/23/12)
 Field Goal Attempts - 6 at New Orleans (9/23/12)
 Longest Field Goal - 54 vs. Minnesota (10/2/11)
 PATs Made - 6 (Four times, last vs. Jacksonville 12/6/15)
 PATs Attempted - 6 (Four times, last vs. Jacksonville 12/6/15)
 Points - 19 at New Orleans (9/23/12)
 Consecutive Field Goals Made - 22 (10/2/11-12/24/11)
 Touchbacks - **7 vs. Seattle (9/24/17)**

Game-Winning Field Goals*

11/22/09 vs. Pittsburgh (22 yards, OT)
 10/31/10 vs. Buffalo (35 yards, OT)
 9/19/10 at Cleveland (23 yards)
 10/31/11 vs. San Diego (30 yards, OT)
 9/23/12 at New Orleans (31 yards, OT)
 12/18/16 at Kansas City (53 yards)
10/22/17 at Cleveland (47 yards, OT)

* A game-winning field goal is defined as one that was the final score of the game and gave the kicker's team the lead at any time in the fourth quarter or overtime.

Additional Career Statistics

Punts - 1 for 33 yards at Oakland (11/7/10)
 Special Teams Tackles - 1 (2009), 2 (2010), 2 (2012), 1 (2013),
2 (2017)
 Recovered Onside Kick - 1 at Jacksonville (11/8/09)

Playoff Single-Game Highs

Field Goals Made - 3 at Indianapolis (1/4/14)
 Field Goals Attempts - 3 at Indianapolis (1/4/14)
 Longest Field Goal - 43 at Indianapolis (1/4/14)
 PATs Made - 5 at Indianapolis (1/4/14)
 PATs Attempted - 5 at Indianapolis (1/4/14)
 Points - 14 at Indianapolis (1/4/14)



89 PHILLIP SUPERNAW

TIGHT END • 6'5" • 255 LBS • COLLEGE: OUACHITA BAPTIST
ACQUIRED: FREE AGENT - 2015 • NFL EXPERIENCE (NFL/TITANS): 4/3
HOMETOWN: KATY, TEXAS
GAMES PLAYED/GAMES STARTED: 50/6 (PLAYOFFS: 0/0)



PRO: The Titans signed Phillip Supernaw late in the 2015 offseason to add competition and depth to the tight end position. He responded with the first season of his career in which he appeared in all 16 games, becoming one of the team's special teams leaders. In 2016, Supernaw played in 15 games with two starts at tight end and collected career-highs with four receptions and 62 receiving yards. The 6-foot-5-inch, 255-pounder was originally signed as a rookie free agent by the Houston Texans following the 2012 NFL Draft. The Ouachita Baptist product spent parts of his first two seasons with the Texans before splitting time with the Baltimore Ravens and Kansas City Chiefs during the 2014 campaign.

CAREER HIGHLIGHTS:

- In 2016, Supernaw collected career-highs with four receptions and 62 receiving yards and tied for third on the Titans with eight special teams tackles.
- In 2015, Supernaw ranked second on the Titans with 14 special teams tackles.

TITANS TIDBITS:

- Supernaw's father is country music singer Doug Supernaw. Doug Supernaw has released four studio albums: Red and Rio Grande (1993), Deep Thoughts from a Shallow Mind (1994), You Still Got Me (1995), and Fadin' Renegade (1999), as well as a compilation album, 1997's The Encore Collection. Between 1993 and 1996, he charted 11 singles on the Billboard Hot Country Singles & Tracks charts, including "I Don't Call Him Daddy," a number one single in late 1993.
- Supernaw was actually born in Nashville, but moved to the Houston area at an early age and attended high school in Katy, Texas.
- A member at Vanderbilt Legends Club in Franklin, Tenn., the golf enthusiast plays whenever he can during the offseason and is a 2.0 handicap.

CAREER TRANSACTIONS:

- The Katy, Texas, native was originally signed by the Houston Texans as an undrafted free agent on May 14, 2012.
- Released by the Texans on Aug. 31, 2012 and signed to the team's practice squad a day later.
- Released from the Texans' practice squad on Oct. 18, 2012.
- Signed by the Texans as a free agent on March 11, 2013.
- Released by the Texans on July 25, 2013.
- Signed to the Texans' practice squad on Dec. 17, 2013 and signed to the team's active roster on Dec. 27, 2013.
- Released by the Texans on May 14, 2014.
- Signed by the Baltimore Ravens as a free agent on May 19, 2014.
- Released by the Ravens on Aug. 30, 2014 and signed to the team's practice squad a day later.
- Signed by the Ravens to their active roster from the practice squad on Sept. 23, 2014.
- Released by the Ravens on Oct. 7, 2014 and signed to the team's practice squad two days later.
- Signed by the Ravens to their active roster from the practice squad on Oct. 25, 2014.
- Released by the Ravens on Nov. 4, 2014 and signed to the team's practice squad a day later.
- Signed by the Kansas City Chiefs to their active roster from the Ravens' practice squad Nov. 11, 2014.
- Released by the Chiefs on Dec. 1, 2014.
- Signed by the Ravens to their practice squad on Dec. 3, 2014.
- Signed by the Ravens to their active roster from the practice squad on

Dec. 5, 2014.

- Released by the Ravens on May 12, 2015.
- Signed by the Titans as a free agent on June 2, 2015.

SEASON RECAPS:

2017 (10/2 - Tennessee): Collected his first career touchdown reception at Miami (10/8/17). Has tied for the team lead in special teams tackles three times in 2017 (at JAX, at HOU, at PIT). Played in his 50th career regular season game at Pittsburgh (11/16/17).

- Against Oakland (9/10), played as a reserve at tight end and on special teams.
- At Jacksonville (9/17), started at tight end and helped open holes for a rushing attack that amassed 179 yards on 36 carries (5.0 avg.). Tied for the team lead with two special teams tackles on coverage units.
- Against Seattle (9/24), played as a reserve at tight end and caught one pass for three yards. Had a big block during Rishard Matthews' 55-yard touchdown catch on a wide receiver screen in the third quarter.
- At Houston (10/1), saw action as a reserve on special teams and played limited snaps at tight end. Tied for the team lead with a special teams tackle.
- At Miami (10/8), played as a reserve at tight end and tied a career-best with two receptions for 16 yards, including his first career touchdown. Notched two special teams tackles on coverage units. Evened the score at 10-10 with an 11-yard touchdown catch with 7:17 remaining in the third quarter.
- Against Indianapolis (10/16), saw action as a reserve at tight end and on special teams.
- At Cleveland (10/22), played as a reserve at tight end and on special teams.
- Against Baltimore (11/5), started at tight end and saw action on special teams coverage units.
- Against Cincinnati (11/12), saw action as a reserve at tight end and helped open holes for Titans' rushers to gain 180 yards on the ground.
- At Pittsburgh (11/16), played as a reserve at tight end and on special teams in his 50th career regular season game. Tied for the team lead with a special teams tackle on coverage units.

2016 (15/2 - Tennessee): Appeared in 15 games with two starts at tight end and collected career-highs with four receptions and 62 receiving yards. Tied for third on the team with eight special teams tackles. Was inactive for one contest. Led or tied for the team lead in special teams tackles four times in 2016 (vs. CLE, vs. GB, at KC, vs. HOU).

- At Detroit (9/18), saw action as a reserve at tight end and on special teams. Hauled in one reception for seven yards during the Titans' game-winning touchdown drive in the fourth quarter.
- Against Oakland (9/25), started at tight end and notched a special teams tackle on coverage units.
- Against Cleveland (10/16), played as a reserve at tight end and tied a career-high with two receptions for 25 yards. Played on special teams and tied for the team lead with one stop. Extended the Titans' second touchdown drive with an eight-yard catch on third-and-seven in the second quarter.
- Against Jacksonville (10/27), started at tight end and snared a career-long 30-yard catch-and-run reception down the right sideline during the Titans' third touchdown drive in the second quarter. Helped open holes for Titans' ball carriers to accumulate 214 yards on the ground.
- Against Green Bay (11/13), played as a reserve at tight end and on special teams. Tied for the team lead with two special teams tackles.
- Against Denver (12/11), played as a reserve at tight end and helped open

holes for Titans' rushers to amass 180 rushing yards on 42 carries in a 13-10 victory over the Broncos.

- At Kansas City (12/18), saw action as a reserve at tight end and on special teams and tied for the team lead with two tackles on coverage units.
- Against Houston (1/1), saw action as a reserve at tight end and on special teams. Led the team with two special teams tackles on coverage units.

2015 (16/1 - Tennessee): Played in all 16 games for the first time in his career in his first season with the Titans. Ranked second on the team with 14 special teams tackles. Caught three passes for 32 yards. Led or tied for the team lead in special teams tackles five times in 2015 (at CLE, vs. MIA, vs. ATL, vs. JAX).

- At Tampa Bay (9/13), played as a reserve on special teams and at tight end in his Titans debut. Collected a special teams tackle on coverage units. Helped pin the Buccaneers deep in their territory by fielding Brett Kern's 38-yard punt and throwing it to Avery Williamson who downed it at the two-yard line in the third quarter.
- At New Orleans (11/8), saw action as a reserve on special teams and at tight end. Totaled two special teams tackles and a forced fumble on coverage units.
- At Jacksonville (11/19), saw action as a reserve at tight end and caught two passes for 16 yards.
- Against Oakland (11/29), played as a reserve on special teams and tied for the team lead with three special teams tackles.
- Against Jacksonville (12/6), led the team with two special teams tackles on coverage units.
- At N.Y. Jets (12/13), saw action as a reserve at tight end and caught one pass for 16 yards.
- At New England (12/20), started at tight end. Collected a special teams tackle and a forced fumble on coverage units. Forced a Danny Amendola fumble on a punt return that was recovered by Cody Riggs, helping set up the Titans' first field goal.

2014 (2/1 - Kansas City; 6/0, 0/0 - Baltimore): Played in two games with one start for the Chiefs and posted one reception for three yards. Played in six games with the Ravens and amassed two receptions for 27 yards. Was inactive for two games and did not play in another contest. Was inactive for the postseason game.

- At Miami (12/7), caught a career-long 29-yard reception.

2013 (1/0 - Houston): Spent training camp with the Texans before being released prior to the regular season. Re-signed by the Texans and spent the final two weeks of the season with the team (Week 16 on their practice squad and Week 17 on the active roster).

- At Tennessee (12/29), saw action in his first career game in the season finale after being signed to Houston's active roster from their practice squad on Dec. 27.

2012 (0/0 - Houston): Spent the first six weeks of the season on the Texans' practice squad before being placed on the practice squad/injured list.

COLLEGE:

- Was a four-year starter at Ouachita Baptist and saw action in 40 career games with 36 starts. Tallied 64 receptions for 710 yards and 10 touchdowns.
- Helped lead the Tigers to the inaugural Great American Conference Championship in 2011, as he recorded 22 catches for 301 yards and three touchdowns as a senior.
- Named first-team All-Gulf South Conference as a junior in 2009.

PERSONAL:

- Single, splits time between Katy, Texas, and Nashville.
- Attended James E. Taylor (Katy, Texas) High School.
- Follow Supernaw on Twitter at @PSupernaw11.
- Follow Supernaw on Instagram at @phillipsupernaw.
- Born Phillip Steven Supernaw on Jan. 30, 1990 in Nashville, Tenn.

PHILLIP SUPERNAW'S GAME-BY-GAME

2015 Tennessee Titans					RECEIVING				
Date	Opp.	W/L	P/S	No	Yds	Avg	Lg	TD	
Sept 13	@ TB	W	p	0	0	-	0	0	
Sept 20	@ Cle	L	p	0	0	-	0	0	
Sept 27	Ind	L	p	0	0	-	0	0	
Oct 11	Buf	L	p	0	0	-	0	0	
Oct 18	Mia	L	p	0	0	-	0	0	
Oct 25	Atl	L	p	0	0	-	0	0	
Nov 1	@ Hou	L	p	0	0	-	0	0	
Nov 8	@ NO	W	p	0	0	-	0	0	
Nov 15	Car	L	p	0	0	-	0	0	
Nov 19	@ Jax	L	p	2	16	8.0	8	0	
Nov 29	Oak	L	p	0	0	-	0	0	
Dec 6	Jax	W	p	0	0	-	0	0	
Dec 13	@ NYJ	L	p	1	16	16.0	16	0	
Dec 20	@ NE	L	S	0	0	-	0	0	
Dec 27	Hou	L	p	0	0	-	0	0	
Jan 3	@ Ind	L	p	0	0	-	0	0	
Totals		3-13	16/1	3	32	10.7	16	0	

2016 Tennessee Titans					RECEIVING				
Date	Opp.	W/L	P/S	No	Yds	Avg	Lg	TD	
Sept 11	Min	L	p	0	0	-	0	0	
Sept 18	@ Det	W	p	1	7	7.0	7	0	
Sept 25	Oak	L	S	0	0	-	0	0	
Oct 2	@ Hou	L	p	0	0	-	0	0	
Oct 9	@ Mia	W	p	0	0	-	0	0	
Oct 16	Cle	W	p	2	25	12.5	17	0	
Oct 23	Ind	L	p	0	0	-	0	0	
Oct 27	Jax	W	S	1	30	30.0	30	0	

Nov 6	@ SD	L	p	0	0	-	0	0
Nov 13	GB	W	p	0	0	-	0	0
Nov 20	@ Ind	L	p	0	0	-	0	0
Nov 27	@ Chi	W	IA					
Dec 11	Den	W	p	0	0	-	0	0
Dec 18	@ KC	W	p	0	0	-	0	0
Dec 24	@ Jax	L	p	0	0	-	0	0
Jan 1	Hou	W	p	0	0	-	0	0
Totals		9-7	15/2	4	62	15.5	30	0

2017 Tennessee Titans					RECEIVING				
Date	Opp.	W/L	P/S	No	Yds	Avg	Lg	TD	
Sept 10	Oak	L	p	0	0	-	0	0	
Sept 17	@ Jax	W	S	0	0	-	0	0	
Sept 24	Sea	W	p	1	3	3.0	3	0	
Oct 1	@ Hou	L	p	0	0	-	0	0	
Oct 8	@ Mia	L	p	2	16	8.0	11t	1	
Oct 16	Ind	W	p	0	0	-	0	0	
Oct 22	@ Cle	W	p	0	0	-	0	0	
Nov 5	Bal	W	S	0	0	-	0	0	
Nov 12	Cin	W	p	0	0	-	0	0	
Nov 16	@ Pit	L	p	0	0	-	0	0	
Nov 26	@ Ind								
Dec 3	Hou								
Dec 10	@ Ari								
Dec 17	@ SF								
Dec 24	LAR								
Dec 31	Jax								
Totals		6-4	10/2	3	19	6.3	11t	1	

PHILLIP SUPERNAW'S NFL STATISTICS

REGULAR SEASON				RECEIVING					RUSHING				
Year	Team	GP	GS	No	Yds	Avg	Lg	TD	Att	Yds	Avg	Lg	TD
2012	Houston	0	0										
Practice Squad													
2013	Houston	1	0	0	0	-	0	0	0	0	-	0	0
2014	BAL/KC	8	1	3	30	10.0	29	0	0	0	-	0	0
2015	Tennessee	16	1	3	32	10.7	16	0	0	0	-	0	0
2016	Tennessee	15	2	4	62	15.5	30	0	0	0	-	0	0
2017	Tennessee	10	2	3	19	6.3	11t	1	0	0	-	0	0
NFL Totals		50	6	13	143	11.0	30	1	0	0	-	0	0

Single-Game Highs

Receptions - **2 (Three times, last at Miami 10/8/17)**
 Receiving Yards - 30 vs. Jacksonville (10/27/16)
 Long Reception - 30 vs. Jacksonville (10/27/16)
 Touchdowns - **1 at Miami (10/8/17)**

Additional Statistics

Special Teams Tackles - 14 (2015), 8 (2016), **6 (2017)**
 Special Teams Forced Fumble - 1 (2015)
 Tackles - 1 (2015), 1 (2016)



13 TAYWAN TAYLOR

WIDE RECEIVER • 5'11" • 203 LBS • COLLEGE: WESTERN KENTUCKY
ACQUIRED: 3RD ROUND - 2017 • NFL EXPERIENCE: ROOKIE
HOMETOWN: LOUISVILLE, KY.
GAMES PLAYED/GAMES STARTED: 10/3 (PLAYOFFS: 0/0)



PRO: The Titans selected Taywan Taylor (first name pronounced TAY-wahn) with their first of two third-round picks in the 2017 NFL Draft. A shifty route-runner with exceptional burst and run-after-catch ability, he has the ability to play in the slot or on the outside. At Western Kentucky, he broke every major single-season and career receiving record and accounted for 34 touchdown receptions over his final two campaigns. He joins first-rounder Corey Davis to give the Titans one of the NFL's most dynamic rookie receiving duos. Taylor became the first Western Kentucky player drafted by the Titans since the team arrived in Tennessee.

CAREER HIGHLIGHTS:

- The most prolific wide receiver in Western Kentucky history, Taylor accumulated 253 career receptions for 4,234 yards and 41 touchdowns in four seasons, setting team records in each category.
- In 2016, he had the best single season of any receiver in Western Kentucky history, setting Hilltopper records with 98 catches (ranked fifth in the nation), 1,730 receiving yards (third) and 17 touchdowns (tied for third).

TITANS TIDBITS:

- Taylor's football life has taken him south on Interstate 65. A native of Louisville, which is approximately a three-hour drive from Nashville, he attended Western Kentucky University in Bowling Green, Ky., a one-hour commute from Nashville on the same highway.
- He played the role of Daddy Warbucks in an elementary school production of "Annie."
- Taylor lists his football role model as Randy Moss.

CAREER TRANSACTIONS:

- The Louisville, Ky., native was selected by the Titans in the third round (72nd overall) of the 2017 NFL Draft.

SEASON RECAPS:

- 2017 (10/3):** Has tied for the team lead in special teams tackles twice in 2017 (at CLE, at PIT). Collected his first career receiving touchdown with a 53-yard catch against Indianapolis (10/16/17). Appeared in his first career NFL game against Oakland (9/10/17). Made his first career NFL start at Miami (10/8).
- Against Oakland (9/10), played as a reserve wide receiver in his NFL debut and caught two passes for 14 yards.
 - At Jacksonville (9/17), saw action as a reserve at wide receiver and caught a game-long 42-yard reception. Rushed the ball twice for 16 yards. Collected his first career special teams tackle on coverage units. Set up the Titans second touchdown of the day with a diving 42-yard catch down the left sideline in the third quarter.
 - Against Seattle (9/24), played as a reserve at wide receiver and snared two receptions for 16 yards.
 - At Houston (10/1), saw action as a reserve at wide receiver and carried the ball once for six yards.
 - At Miami (10/8), started his first career NFL contest and rushed once for five yards.
 - Against Indianapolis (10/16), started at wide receiver and snared two receptions for 61 yards with a touchdown. Gave the Titans a 29-22 lead with a 53-yard touchdown catch with 5:29 left to play in the game.
 - At Cleveland (10/22), played as a reserve at wide receiver and caught three passes for 45 yards. Tied for the team lead with a special teams tackle on coverage units. Set up the Titans third field goal of the afternoon with a 17-yard catch off of a flea-flicker late in the third quarter.
 - Against Baltimore (11/5), saw action as a reserve at wide receiver and

caught one pass for minus four yards.

- Against Cincinnati (11/12), played as a reserve at wide receiver and snared two receptions for 34 yards.
- At Pittsburgh (11/16), saw action as a reserve at wide receiver and on special teams. Tied for the team lead with a special teams tackle on coverage units.

COLLEGE:

- In four seasons at Western Kentucky (2013-16), Taylor appeared in 52 games with 33 starts. He established Hilltopper career records with 253 receptions, 4,234 receiving yards and 41 receiving touchdowns, and he also set the single-season records with 98 receptions, 1,730 yards and 17 touchdowns, the latter of which he hit in both his junior and senior seasons. He authored 19 100-yard receiving performances. Taylor helped lead the team to a pair of Conference USA titles and three consecutive bowl championships. He was a two-time semifinalist for the Fred Biletnikoff Award, given to the nation's top wide receiver.

AS A SENIOR (2016), broke his own single-season records for receptions and receiving yards and tied his touchdown reception record, finishing the season with 98 receptions for 1,730 yards and 17 touchdowns. Posted nine games with at least 100 yards receiving, second-most nationally, while his 11 games of catching at least one touchdown pass led the nation. His 1,730 receiving yards ranked third nationally, and his 98 receptions ranked fifth. His 17.6-yards-per-catch average was the highest in the nation among receivers with at least 75 receptions, and his 978 yards on deep passes also led the nation. He was a team captain, Biletnikoff Award semifinalist and first-team All-Conference USA.

- Against Houston Baptist (10/1), recorded a career-long 80-yard touchdown reception.
- At Middle Tennessee (10/15), matched his career high with 12 receptions and set his career high with 197 receiving yards, including a 45-yard touchdown reception.
- Against North Texas (11/12), caught six passes for 166 yards and three touchdowns to match his career high. His touchdown receptions were 75 yards, 64 yards and four yards.
- Against Old Dominion (10/22), posted 10 receptions for 123 yards and three touchdowns.

AS A JUNIOR (2015), became the second 1,000-yard receiver in program history and set Western Kentucky single-season records for receiving yards (1,467), receptions (86) and touchdown catches (17). His 1,467 yards were the second-most in C-USA history, while his 17 touchdown receptions were fourth-most. The consensus first-team All-Conference USA selection also was named second-team All-American by ProFootballFocus.com. Ranked third nationally and led the conference in receiving yards, while his 104.8 yards per game ranked No. 10 nationally. Had 100 receiving yards or more in eight games, tied for the most in C-USA. Ranked third in the league in touchdowns scored, average 7.3 points per game, and he was the only player in the country to catch a touchdown pass in 11 games (four others tied at 10).

- At LSU (10/24), had a season-high 10 receptions for 103 yards and a touchdown.
- At Indiana (9/19), recorded 196 yards on nine receptions. His yardage total was the second-highest in program history and the most since WKU became an FBS program in 2009.

AS A SOPHOMORE (2014), started seven games while appearing in all 13. Finished second on the team with 767 yards and was third in

touchdown receptions with seven. His 45 receptions were fourth-most for the Hilltoppers, and he led all primary pass catchers with a 17.0 yards-per-catch average, the best average among receivers with over 40 receptions in the league. Had 50 yards in seven of 13 games to go along with a pair of 100-yard performances. Led the team with 13 receptions of 20 yards or longer. Of his seven touchdowns, five went for 45 yards or longer. Taylor's seven touchdowns also tied for fifth-most in a single season in program history. Earned All-Conference USA honorable mention.

- Against Bowling Green (8/29), led the team and set a then-career high with 185 yards on 12 catches in the season opener. The 185 yards were also the sixth-most in a single game in program history.
- At Marshall (11/28), caught Brandon Doughty's season-long pass of 75 yards for a touchdown.

AS A FRESHMAN (2013), saw action in 11 games, earning seven starts. Caught 24 passes for 270 yards, second among freshman wideouts and sixth overall on the team.

- Against Kentucky (8/31), caught four passes for 23 yards in his debut.
- At Louisiana-Monroe (10/3), posted three receptions and led the team with a season-high 75 yards.
- Received his degree in elementary education from Western Kentucky in May 2017.

PERSONAL:

- Attended Pleasure Ridge Park (Louisville, Ky.) High School, where he helped lead the team to a 14-1 season as a senior in 2012 by posting a team-high 52 receptions for 1,169 yards. He scored 18 total touchdowns, including 14 touchdown receptions. The team advanced to the Class 6A state title game before losing for the first time all season. He earned All-District honors from the Greater Louisville Football Coaches Association and also was named Honorable Mention All-State by the Courier-Journal.
- Follow Taylor on Twitter and Instagram at @SilentGrind2.
- Follow Taylor on Snapchat at taywan.
- List of favorites: (TV show) "Everybody Hates Chris"; (movies) "Rush Hour" and "Red Dawn"; (musician) Nipsey Hussle; (athlete as a child) Tracy McGrady; (foods) chicken alfredo, steak, baked potatoes and lasagna; and (songs on your pregame playlist) Lil Wayne songs plus a variety of other music.
- Born Taywan Marshawn Taylor on March 2, 1995 in Louisville, Ky.

TAYWAN TAYLOR'S COLLEGE STATISTICS

Year	Team	GP	GS	No	RECEIVING				RUSHING				
					Yds	Avg	Lg	TD	Att	Yds	Avg	Lg	TD
2013	Western Ky.	11	7	24	270	11.3	45	0	0	0	-	-	0
2014	Western Ky.	13	7	45	767	17.0	75t	7	2	22	11.0	11	0
2015	Western Ky.	14	5	86	1,467	17.1	78t	17	7	-9	-1.3	10	0
2016	Western Ky.	14	14	98	1,730	17.7	80t	17	6	36	6.0	16	0
College Totals		52	33	253	4,234	16.7	80t	41	15	49	3.3	16	0

Single-Game Highs

- Receptions - 12 (Twice, last at Middle Tennessee, 10/15/16)
- Receiving Yards - 197 at Middle Tennessee (10/15/16)
- Long Reception - 80t vs. Houston Baptist (10/1/16)
- Receiving Touchdowns - 3 (Three times, last vs. North Texas, 11/12/16)

Additional Statistics

- Kickoff Returns - 6 for 81 yards (2014)

TAYWAN TAYLOR'S GAME-BY-GAME

2017 Tennessee Titans				RECEIVING				RUSHING				Game Info																
Date	Opp	W/L	P/S	Att	Yds	Avg	Lg	TD	No	Yds	Avg	Lg	TD	Opp	W	p	2	34	17.0	20	0	1	4	4.0	4	0		
Sept 10	Oak	L	p	2	14	7.0	10	0	0	0	-	0	0	Nov 12	Cin	W	p	2	34	17.0	20	0	1	4	4.0	4	0	
Sept 17	@ Jax	W	p	1	42	42.0	42	0	2	16	8.0	17	0	Nov 16	@ Pit	L	S	0	0	-	0	0	0	0	-	0	0	
Sept 24	Sea	W	p	2	16	8.0	11	0	1	-1	-1.0	-1	0	Nov 26	@ Ind													
Oct 1	@ Hou	L	p	0	0	-	0	0	1	6	6.0	6	0	Dec 3	Hou													
Oct 8	@ Mia	L	S	0	0	-	0	0	1	5	5.0	5	0	Dec 10	@ Ari													
Oct 16	Ind	W	S	2	61	30.5	53t	1	0	0	-	0	0	Dec 17	@ SF													
Oct 22	@ Cle	W	p	3	45	15.0	23	0	0	0	-	0	0	Dec 24	LAR													
Nov 5	Bal	W	p	1	-4	-4.0	-4	0	0	0	-	0	0	Dec 31	Jax													
Totals															6-4	10/3	13	208	16.0	53t	1	6	30	5.0	17	0		

TAYWAN TAYLOR'S NFL STATISTICS

REGULAR SEASON		RECEIVING				RUSHING							
Year	Team	GP	GS	No	Yds	Avg	Lg	TD	Att	Yds	Avg	Lg	TD
2017	Tennessee	10	3	13	208	16.0	53t	1	6	30	5.0	17	0
NFL Totals		10	3	13	208	16.0	53t	1	6	30	5.0	17	0

Single-Game Highs

- Receptions - 3 at Cleveland (10/22/17)
- Receiving Yards - 61 vs. Indianapolis (10/16/17)
- Long Reception - 53t vs. Indianapolis (10/16/17)
- Receiving Touchdowns - 1 vs. Indianapolis (10/16/17)
- Rushes - 2 at Jacksonville (9/17/17)
- Rushing Yards - 16 at Jacksonville (9/17/17)

- Long Rush - 17 at Jacksonville (9/17/17)
- Rushing Touchdowns -

Additional Statistics

- Special Teams Tackles - 3 (2017)



41 BRYNDEN TRAWICK

SAFETY • 6'2" • 225 LBS • COLLEGE: TROY

ACQUIRED: UNRESTRICTED FREE AGENT (OAKLAND) - 2017

NFL EXPERIENCE (NFL/TITANS): 5/1 • HOMETOWN: MARIETTA, GA.

GAMES PLAYED/GAMES STARTED: 63/1 (PLAYOFFS: 3/0)



PRO: Brynden Trawick is a versatile defensive back that has excelled on special teams in his first four NFL seasons. He joins the Titans after spending time with the Baltimore Ravens and Oakland Raiders. Trawick, a former undrafted free agent, will look to make his biggest impact as a core member of the Titans' special teams coverage units.

CAREER HIGHLIGHTS:

- In 2016, Trawick led the Raiders with a career-best 14 special teams tackles.

TITANS TIDBITS:

- Trawick's father, George, was the head basketball coach at DeVry University in the early 1990s. He coached in the highest-scoring men's basketball game in NCAA history, regardless of division classification. On Jan. 12, 1992, Troy State University defeated DeVry 258-141 in a game that is considered to have established several unbreakable records.

CAREER TRANSACTIONS:

- The Marietta, Ga., native was originally signed by Baltimore Ravens as an undrafted free agent on May 3, 2013.
- Waived by the Ravens on Sept. 23, 2013 and signed to the team's practice squad two days later.
- Signed by the Ravens to the active roster from their practice squad on Oct. 30, 2013.
- Signed by Oakland Raiders as a free agent on March 16, 2016.
- Signed by the Titans as an unrestricted free agent on March 11, 2017.

SEASON RECAPS:

2017 (10/0 - Tennessee): Ranks second on the team with nine special teams tackles. Has tied for the team lead in special teams tackles five times in 2017 (vs. OAK, at JAX, vs. SEA, at HOU, at CLE).

- Against Oakland (9/10), saw action as a reserve on special teams in his Titans debut and tied for the team lead with a special teams tackle. Played limited snaps as a reserve safety.
- At Jacksonville (9/17), tied for the team lead with two special teams tackles on coverage units.
- Against Seattle (9/24), played as a reserve on special teams and tied for the team lead with a special teams tackle.
- At Houston (10/1), saw action as a reserve on special teams and tied for the team lead with a special teams tackle.
- At Miami (10/8), played as a reserve on special teams and collected a special teams tackle.
- Against Indianapolis (10/16), saw action as a reserve on special teams.
- At Cleveland (10/22), tied for the team lead with a special teams tackle on coverage units.
- Against Baltimore (11/5), played as a reserve on special teams and notched a tackle on coverage units.
- Against Cincinnati (11/12), saw action as a reserve on special teams and recorded a tackle.
- At Pittsburgh (11/16), played as a reserve on special teams.

2016 (15/0, 1/0 - Oakland): Played as a reserve in 15 games and led the team with 14 special teams tackles. Collected nine tackles and an interception on defense. Was inactive for one contest. Saw action as a reserve in the postseason contest and amassed three tackles.

- At New Orleans (9/11), made his Raiders debut and saw all of his action on special teams. Tied for the team lead with two special teams tackles.
- Against Atlanta (9/18), recorded two special teams tackles.
- At Baltimore (10/2), tied for a team-high two tackles on special teams.

- Against San Diego (10/9), added to his team lead in special teams tackles, notching two stops on coverage units.

- At Denver (1/1), with Karl Joseph inactive and an early injury to Nate Allen, was forced into the safety role and recorded his first career interception on the following play from scrimmage after the Raiders' first score of the game. Collected a career-best nine tackles, one interception and one pass defended in his first action on defense this season, while also notching his team-leading 14th special teams tackle.

- At Houston (1/7), notched three stops on defense, while seeing extensive playing time on special teams.

2015 (16/1 - Baltimore): Saw action in all 16 games with a start. Registered a team-high nine special teams stops and a then career-high seven tackles and a pass defended on defense.

- Against Cincinnati (9/27), recorded his first career pass defended and two special teams tackles.

- Against Cleveland (10/11), tallied two special teams tackles.

- At Arizona (10/26), made his first career start at safety and posted four tackles.

- At Cincinnati (1/3), notched a special teams stop and a tackle on defense in the season finale.

2014 (14/0, 2/0 - Baltimore): Saw action as a reserve in 14 games and totaled four special teams tackles and three tackles on defense. Saw action on special teams in both postseason contests.

- Against Carolina (9/28), recorded his first career tackles on defense, finishing with two solo stops.

- At Indianapolis (10/5), posted one tackle on defense and one special teams stop.

2013 (8/0 - Baltimore): Appeared in eight games and tied for third on the team with eight special teams tackles. Played in three games before spending the next four weeks on the team's practice squad. Signed to the Ravens' active roster again on Oct. 30. Was inactive for four games.

- At Denver (9/5), saw action in his first career NFL game and recorded a special teams tackle.

- Against Cleveland (9/15), led the team with a then career-high two solo special teams.

- Against Cincinnati (11/10), led the team with two solo special teams tackles.

COLLEGE:

- Spent time at Troy University, Northeast Mississippi Community College and Michigan State during his collegiate career.

- As a senior (2012), earned first-team All-Sun Belt honors after recording 83 tackles, three interceptions and four passes defended.

- As a junior (2011), was the only player in the Sun Belt to average double-digit tackles (10.2 per game), while ranking 16th in the NCAA with his tackles-per-game total. Amassed 123 tackles and led the Trojans in tackles in eight games. Also posted a fumble recovery, two pass breakups and 2.5 tackles for loss.

- Spent the 2010 season playing for Northeast Mississippi Community College, where he recorded 58 tackles, nine tackles for loss, an interception, six passes defended, four forced fumbles and two fumble recoveries.

- As a redshirt freshman (2009), provided depth and saw action on special teams at Michigan State.

- In 2008, redshirted as a true freshman at Michigan State.

- Majored in social science at Troy.

PERSONAL:

- Attended Sprayberry (Marietta, Ga.) High School. Was a three-year starter and two-time All-League and All-County selection.
- As a senior in 2007, recorded 69 tackles, an interception, two fumble recoveries and two blocked extra points. Totaled more than 600 all-purpose yards, four touchdowns, caught 15 passes for 195 yards and rushed 17 times for 156 yards during his final high school season.
- As a junior, registered 78 tackles and three interceptions, returning two picks for touchdowns. Had eight receptions for 278 yards (34.8 avg.) in 2006.
- Started at linebacker as a sophomore and intercepted two passes.
- Also participated in track and field for the Yellow Jackets and finished third in the long jump (20-10.5) in Region 6AAAAA as a junior.
- Last name is pronounced TRAH-wick.

- Follow Trawick on Twitter at @YoungTrawick_.
- Follow Trawick on Instagram at @bt_riseabove.
- Born Brynden George Trawick on Oct. 23, 1989 in Marietta, Ga.

BRYNDEN TRAWICK'S TITANS GAME-BY-GAME

2017 Tennessee Titans

Date	Opp	W/L	P/S	Tot	Solo	Asst	Sk	-Yds	QBP	TFL	Int	-Yds	-TD	PD	FF	FR	-Yds	SpT	
Sept 10	Oak	L	p	0	0	0	0.0	0.0	0	0	0	0	0	0	0	0	0	0	1
Sept 17	@Jax	W	p	0	0	0	0.0	0.0	0	0	0	0	0	0	0	0	0	0	2
Sept 24	Sea	W	p	0	0	0	0.0	0.0	0	0	0	0	0	0	0	0	0	0	1
Oct 1	@Hou	L	p	0	0	0	0.0	0.0	0	0	0	0	0	0	0	0	0	0	1
Oct 8	@Mia	L	p	0	0	0	0.0	0.0	0	0	0	0	0	0	0	0	0	0	1
Oct 16	Ind	W	p	0	0	0	0.0	0.0	0	0	0	0	0	0	0	0	0	0	0
Oct 22	@Cle	W	p	0	0	0	0.0	0.0	0	0	0	0	0	0	0	0	0	0	1
Nov 5	Bal	W	p	0	0	0	0.0	0.0	0	0	0	0	0	0	0	0	0	0	1

Nov 12	Cin	W	p	0	0	0	0.0	0.0	0	0	0	0	0	0	0	0	0	0	1
Nov 16	@Pit	L	p	0	0	0	0.0	0.0	0	0	0	0	0	0	0	0	0	0	0
Nov 26	@Ind																		
Dec 3	Hou																		
Dec 10	@Ari																		
Dec 17	@SF																		
Dec 24	LAR																		
Dec 31	Jax																		
Totals				6-4	10/0	0	0	0	0.0	0.0	0	0	0	0	0	0	0	0	9

BRYNDEN TRAWICK'S NFL STATISTICS

REGULAR SEASON

Year	Team	GP	GS	TACKLES							INTERCEPTIONS					FUMBLES				
				Tot	Solo	Asst	Sk	Yds	QBP	TFL	No	Yds	Lg	TD	PD	FF	FR	Yds	SpT	
2013	Baltimore	8	0	0	0	0	0.0	0.0	NA	NA	0	0	-	0	0	0	0	0	0	8
2014	Baltimore	14	0	3	2	1	0.0	0.0	NA	NA	0	0	-	0	0	0	0	0	0	4
2015	Baltimore	16	1	7	5	2	0.0	0.0	NA	NA	0	0	-	0	1	0	0	0	9	
2016	Oakland	15	0	9	7	2	0.0	0.0	NA	NA	1	0	-	0	1	0	0	0	14	
2017	Tennessee	10	0	0	0	0	0.0	0.0	0	0	0	0	0	0	0	0	0	0	9	
NFL Totals		63	1	19	14	5	0.0	0.0	0	0	1	0	0	0	2	0	0	0	44	

PLAYOFFS

Year	Team	GP	GS	TACKLES							INTERCEPTIONS					FUMBLES				
				Tot	Solo	Asst	Sk	Yds	QBP	TFL	No	Yds	Lg	TD	PD	FF	FR	Yds	SpT	
2014	Baltimore	2	0	0	0	0	0.0	0.0	NA	NA	0	0	-	0	0	0	0	0	0	0
2016	Oakland	1	0	3	2	1	0.0	0.0	NA	NA	0	0	-	0	0	0	0	0	0	0
NFL Totals		3	0	3	2	1	0.0	0.0	NA	NA	0	0	-	0	0	0	0	0	0	

Single-Game Highs

- Tackles - 9 at Denver (1/1/17)
- Interceptions - 1 at Denver (1/1/17)
- Passes Defensed - 1 (Twice, last at Denver 1/1/17)

Playoff Single-Game Highs

- Tackles - 3 at Houston (1/7/17)



93 ERIK WALDEN

OUTSIDE LINEBACKER • 6'2" • 250 LBS • COLLEGE: MIDDLE TENNESSEE STATE
ACQUIRED: FREE AGENT - 2017
NFL EXPERIENCE (NFL/TITANS): 10/1 • HOMETOWN: DUBLIN, GA.
GAMES PLAYED/GAMES STARTED: 139/86 (PLAYOFFS: 12/9)



Super Bowl: 2010

PRO: The Titans signed Erik Walden late in the 2017 offseason to bolster their pass rush and provide experience and production at outside linebacker. The 6-foot-2-inch, 250-pounder arrived in Tennessee coming off an 11-sack campaign with the Indianapolis Colts in 2016. The 10th-year veteran was originally selected by the Dallas Cowboys in the 2008 NFL Draft and has also spent time with the Kansas City Chiefs, Miami Dolphins, and Green Bay Packers. The Middle Tennessee State product has big-game experience having played in 12 career postseason contests, while also winning a Super Bowl title with the Packers in 2010.

CAREER HIGHLIGHTS:

- In 2016, Walden led the Colts and set a career best with 11 sacks, his first career double-digit sack season.
- In 2012, Walden played in 15 games for the Packers and tallied 69 tackles, three sacks and his first two career interceptions.
- In 2011, Walden became a full-time starter for the first time in his career, opening the first 15 games at outside linebacker for the Packers and posting a career-high 86 tackles to go along with three sacks, two passes defended and a fumble recovery that he returned for his first career touchdown.

TITANS TIDBITS:

- Walden, a two-time All-Sun Belt Conference selection at Middle Tennessee State, finished his career as the school's all-time sack leader with 22.5 sacks and set the school's single-season mark with 11.5 sacks as a junior in 2006.
- Walden took advantage of his second career starting assignment late in 2010 campaign, earning NFC Defensive Player of the Week honors for his Week 17 performance against Chicago when he recorded a career-high three sacks and a career-best 16 tackles.

CAREER TRANSACTIONS:

- The Dublin, Ga., native was originally selected by the Dallas Cowboys in the sixth round (167th overall) of the 2008 NFL Draft.
- Waived by the Cowboys on Aug. 30, 2008.
- Claimed off waivers by the Kansas City Chiefs on Aug. 31, 2008.
- Waived by the Chiefs on Nov. 18, 2008.
- Claimed off waivers by the Miami Dolphins on Nov. 19, 2008.
- Waived by the Dolphins on Sept. 4, 2010.
- Signed by the Dolphins as a free agent on Sept. 13, 2010.
- Released by the Dolphins on Sept. 28, 2010.
- Signed by the Green Bay Packers as a free agent on Oct. 27, 2010.
- Signed by the Indianapolis Colts as an unrestricted free agent on March 13, 2013.
- Signed by the Titans as a free agent on July 28, 2017.

SEASON RECAPS:

2017 (10/0 - Tennessee): Has led or tied for the team lead in sacks twice in 2017 (vs. SEA, at PIT). Has tied for the team lead in quarterback pressures once in 2017 (at MIA).

- Against Oakland (9/10), saw action as a reserve outside linebacker in his Titans debut and posted three tackles and two quarterback pressures.
- At Jacksonville (9/17), played as a reserve at outside linebacker and collected a tackle and fumble recovery. Recovered the fumble following Brian Orakpo's strip-sack of Blake Bortles in the second quarter.
- Against Seattle (9/24), saw action as a reserve outside linebacker and notched four tackles, a sack and two quarterback pressures. Halted a Seahawks' drive by dropping Russell Wilson for a nine-yard sack on third-and-10 in the second quarter.

• At Houston (10/1), played as a reserve at outside linebacker and tallied three tackles.

• At Miami (10/8), saw action as a reserve at outside linebacker and totaled three tackles and four quarterback pressures. Combined with Avery Williamson to stuff Jay Ajayi for no gain on a rush off right guard in the third quarter. Teamed with DaQuan Jones to stuff Jay Ajayi for a one-yard loss on a rush off left guard in the fourth quarter.

• Against Indianapolis (10/16), saw significant action as a reserve at outside linebacker and recorded two tackles and two quarterback pressures.

• At Cleveland (10/22), played as a reserve at outside linebacker and posted a quarterback pressure.

• Against Baltimore (11/5), saw action as a reserve at outside linebacker and collected two tackles.

• Against Cincinnati (11/12), played as a reserve at outside linebacker and recorded three tackles and three quarterback pressures.

• At Pittsburgh (11/16), saw action as a reserve at outside linebacker and notched three tackles, including a sack, a stop for loss and a quarterback pressure. Dropped Ben Roethlisberger for a three-yard sack in the third quarter.

2016 (16/16 - Indianapolis): Started all 16 games at outside linebacker for the first time in his career and led the team with 11 sacks while adding 46 tackles, nine tackles for loss, 17 quarterback hits and three forced fumbles.

• Against Detroit (9/11), started at outside linebacker and posted three solo tackles, a sack and two quarterback hits. Logged the team's first sack of the season on a Lions third down in the third quarter to force a punt.

• Against San Diego (9/25), totaled four tackles, two sacks and two forced fumbles starting at outside linebacker. Contributed with a sack-forced fumble of Philip Rivers with the Chargers driving in the Colts red zone late in the second quarter. Added his second sack of the game in the fourth quarter, which held the Chargers to a field goal. It was his first multiple-sack game dating back to Nov. 29, 2015. On San Diego's final play of the game, Walden dropped Travis Benjamin and forced a fumble which was recovered by teammate D'Qwell Jackson. The game ended on the turnover. It was the first time in his career that he totaled two forced fumbles in a single game.

• At Jacksonville (10/2), started at outside linebacker and finished with four solo tackles, a sack, a tackle for loss and two quarterback hits.

• At Tennessee (10/23), totaled two tackles, a sack, a tackle for loss and one quarterback hit. Contributed with his fifth sack of the season when he dropped Marcus Mariota for a four-yard loss in the second quarter.

• Against Tennessee (11/20), posted three tackles, a sack, two tackles for loss and one quarterback hit starting at outside linebacker.

• At Minnesota (12/18), finished with three tackles, two sacks and two tackles for loss, starting at outside linebacker in a Week 15 victory. Notched his team-leading ninth and 10th sacks of the season when he dropped Sam Bradford for an eight-yard loss in the third quarter and a four-yard loss in the fourth quarter.

• Against Jacksonville (1/1/17), finished with five tackles, a sack, a forced fumble and a quarterback hit. Sacked Blake Bortles in the second quarter and forced a fumble on the play which was recovered by Zach Kerr. With the sack, finished with a career-high 11 on the season, which is tied for the ninth most in a season in franchise history and the most since Robert Mathis totaled 19.5 in 2013.

2014 (15/14, 3/3 - Indianapolis): Played in 15 games with 14 starts and totaled 57 tackles, six sacks and one forced fumble. Started all three postseason games and compiled 16 tackles, a sack and one pass defended.

- At Denver (9/7), started at outside linebacker and finished with nine tackles and the team's lone sack when he brought down Peyton Manning for a 10-yard loss in the fourth quarter.
- At Jacksonville (9/21), compiled six tackles and a sack starting at outside linebacker in a Week 3 victory. Notched the team's first sack of the game when he brought down Chad Henne for a two-yard loss in the second quarter to force a punt.
- At Houston (10/9), notched seven tackles and a sack starting at outside linebacker in a Week 6 victory. The sack was his third of the season and came in the first quarter, which forced a Texans punt.
- Against Washington (11/30), started at outside linebacker and finished with two tackles, two sacks and one forced fumble. His first sack of the game came with 55 seconds remaining in the third quarter and stalled a Redskins two-minute drive. Contributed with a sack-forced fumble in the third quarter on a Washington fourth down attempt. The ball was recovered by D'Qwell Jackson and returned 35 yards for a touchdown.
- At Cleveland (12/7), totaled three tackles and a sack. Posted his sixth sack of the season by dropping Brian Hoyer for a three-yard loss on Cleveland's opening offensive possession. The sack led to a Browns punt.
- At Denver (1/11), started at outside linebacker in the team's AFC Divisional Playoff win and compiled five tackles and a sack. Brought down Peyton Manning in the fourth quarter for a two-yard loss, one play prior to the end of the game. Was part of a defense that held the Broncos to 288 net yards.

2013 (15/15, 2/2 - Indianapolis): Started 15 games and registered 58 tackles, three sacks, a fumble recovery, a forced fumble and three passes defended. Was suspended by the NFL for a Week 12 contest at Arizona (11/24).

- Against Seattle (10/6), posted four tackles and one fumble recovery on Robert Mathis' sack-forced fumble. The recovery was the second of his career.
- Against Denver (10/2), produced three tackles, one pass defended and one forced fumble. Assisted in two Broncos turnovers in the fourth quarter when he tipped a Peyton Manning pass, which was intercepted by Pat Angerer. Also forced a fumble on the ensuing Denver possession at the Colts two-yard line.
- At Houston (11/3), finished with six tackles, a pass defended and a sack in the team's comeback victory. Recorded his first quarterback sack as a member of the Colts when he brought down Case Keenum for a 10-yard loss in the second quarter. The sack led to a Houston missed field goal.
- At Tennessee (11/14), compiled four tackles, two tackles for loss and a sack. The sack, which was his second of the season, came in the third quarter and forced a Titans punt.
- Against Houston (12/15), tallied five tackles and a sack in a Week 15 victory. Posted his third sack of the season in the fourth quarter, which led to a Houston punt.
- At New England (1/11), notched seven tackles, a sack and two tackles for loss starting at linebacker during the team's AFC Divisional playoff loss.

2012 (15/9, 2/1 - Green Bay): Appeared in 15 games with nine starts and registered 69 tackles, three sacks, his first two career interceptions and four passes defended. Played in both postseason contests with one start and amassed nine tackles and a sack.

- Against Chicago (9/13), made his season debut in Week 2 and finished with five tackles and a half sack.
- At Indianapolis (10/7), received his first start of the season, finishing with three tackles and a career-high three passes defended.
- At St. Louis (10/21), led the unit with 12 tackles and a half of a sack. The tackle total was the second highest of his career.
- Against Arizona (11/4), tallied four tackles, four quarterback hits and his first career interception.
- At Detroit (11/18), posted nine tackles and two sacks marking his first multi-sack outing since the regular season finale in 2010.
- Against Tennessee (12/23), collected his second interception of the season.
- Against Minnesota (1/5), registered four tackles, a sack, three pressures and three quarterback hits in an NFC Wild Card playoff game.

2011 (16/15, 1/0 - Green Bay): Started the first 15 games and finished fifth on the team with a career-high 86 tackles, three sacks, two passes defended and a fumble recovery that he returned for his first career touchdown. Also added a tackle and a forced fumble on special teams.

- Against New Orleans (9/8), opened the regular season as a starter for the first time in his pro career and collected with six tackles, a sack and a

pass defended.

- At San Diego (11/8), finished with five tackles, a team-leading six quarterback hits and a pass defended. Picked up his second sack of the season when he dropped quarterback Philip Rivers for a one-yard loss in the third quarter.
- Against Tampa Bay (11/20), led the defense with a season-high 11 tackles and his third sack of the season.
- At Detroit (11/24), finished as the team's leading tackler for the second consecutive week with 10 stops, while adding three quarterback hits.
- Against Oakland (12/11), finished with five tackles and his first career fumble recovery that he returned five yards for a touchdown. Became the franchise-record 19th player on the Packers roster to score a touchdown in 2011, the fifth on defense.
- Against Detroit (1/1), recorded a forced fumble on his first special teams tackle of the season.

2010 (2/0 - Miami; 9/2, 3/3 Green Bay): Spent training camp with the Dolphins but was waived on Sept. 4. Was re-signed by Miami on Sept. 13 and played in two games for the Dolphins. Played in the final nine regular season games for the Packers with two starts after joining the team as a free agent on Oct. 27. Posted 31 tackles (19 solo), three sacks and a pass defended, while adding four tackles on special teams. Started the first three postseason contests before being sidelined with an ankle injury for Super Bowl XLV against Pittsburgh. Posted 15 tackles (nine solo), a sack and a forced fumble in the playoffs.

- At New England (12/19), earned his first career start and led the team with nine tackles.
- Against Chicago (1/2), led the team with a career high three sacks and 16 tackles on his way to earning NFC Defensive Player of the Week honors. Became the first NFL player to have his first career sack come as part of a three-sack game since Cleveland linebacker Andra Davis (4.0 sacks, at Kansas City, 11/9/03).
- At Philadelphia (1/9), started and registered a team-high eight tackles, a sack and a forced fumble in an NFC Wild Card Playoff game.
- At Chicago (1/23), got the start and registered three tackles and two quarterback hits before leaving with an ankle injury in the third quarter of the NFC Championship Game.
- Against Pittsburgh (2/6), was inactive in Super Bowl XLV.

2009 (11/0 - Miami): Saw action as a reserve in 11 games and recorded eight special teams tackles. Was inactive for five contests.

- Against Buffalo (10/4), registered a season-high three tackles on special teams.

2008 (9/0 - Kansas City; 6/0, 1/0 - Miami): Originally joined the Dallas Cowboys as a sixth round draft pick in the 2008 NFL Draft but was released in the final roster reduction on Aug. 30. Was claimed off waivers the next day by Kansas City. Played in nine games for the Chiefs and recorded 10 special teams tackles and tied for second on the team at the time he was released on Nov. 18. Was claimed off waivers by Miami the next day. Played in six games for the Dolphins and posted five special teams stops.

- Against Baltimore (1/4), made his NFL playoff debut with the Dolphins in an AFC Wild Card Playoff game.

COLLEGE:

- Was a two-time All-Sun Belt Conference selection at defensive end at Middle Tennessee State who finished his career as the school's all-time sack leader with 22.5 sacks.
- Played in 44 games with 34 starts and posted 152 tackles, including 40 for loss, one interception, five forced fumbles, two fumble recoveries and four passes defended.
- As a senior (2007), voted a First Team All-Sun Belt selection by the league's coaches and media. Played in 10 games with nine starts, missing two contests with an injury, and recorded 46 tackles, including 8.5 tackles for loss, two sacks, an interception, one forced fumble, two passes defended and a safety.
- As a junior (2006), named first team All-Sun Belt, starting 13 games and setting a single-season school record with 11.5 sacks. The sack total ranked No. 10 nationally. Totaled a career-high 48 tackles, including 14.5 for loss, plus three forced fumbles and a recovery.
- As a sophomore (2005), played in 11 games with starts at two different positions (five at defensive end, three at linebacker) and posted 33 tackles, including 8.5 tackles for loss, three sacks, two passes defended and a forced fumble.
- As a freshman (2004), played in 10 games with four starts, leading the

ERIK WALDEN'S GAME-BY-GAME CONT.

2012 Green Bay Packers

Date	Opp	W/L	P/S	Tot	Solo	Asst	Sk	- Yds	QB	TFL	Int	- Yds	-TD	PD	FF	FR	- Yds	SpT
Sept 13	Chi	W	p	3	2	1	0.5	5	2	0	0	0	0	0	0	0	0	0
Sept 24	@ Sea	L	p	5	2	3	0.0	0.0	1	0	0	0	0	0	0	0	0	0
Sept 30	NO	W	p	2	0	2	0.0	0.0	0	0	0	0	0	0	0	0	0	0
Oct 7	@ Ind	L	S	3	2	1	0.0	0.0	2	0	0	0	0	2	0	0	0	0
Oct 14	@ Hou	W	p	0	0	0	0.0	0.0	0	0	0	0	0	0	0	0	0	0
Oct 21	@ STL	W	S	9	7	2	0.5	0.0	2	1	0	0	0	0	0	0	0	0
Oct 28	Jax	W	S	2	1	1	0.0	0.0	1	0	0	0	0	0	0	0	0	0
Nov 4	Ari	W	S	2	1	1	0.0	0.0	3	1	1	2	0	1	0	0	0	0
Nov 18	@ Det	W	S	6	5	1	2.0	1.0	2	1	0	0	0	0	0	0	0	0
Nov 25	@ NYG	L	S	1	1	0	0.0	0.0	1	0	0	0	0	0	0	0	0	0
Dec 2	Min	W	S	0	0	0	0.0	0.0	0	0	0	0	0	0	0	0	0	0
Dec 9	Det	W	S	6	2	4	0.0	0.0	0	0	0	0	0	0	0	0	0	0
Dec 16	@ Chi	W	S	1	1	0	0.0	0.0	0	0	0	0	0	0	0	0	0	0
Dec 23	Ten	W	p	2	1	1	0.0	0.0	0	0	1	20	0	1	0	0	0	0
Dec 30	@ Min	L	p	4	2	2	0.0	0.0	0	0	0	0	0	0	0	0	0	0
Totals				11-4	15/9	46	27	19	3.0	6.0	14	3	2	22	0	4	0	0

2013 Indianapolis Colts

Date	Opp	W/L	P/S	Tot	Solo	Asst	Sk	- Yds	QB	TFL	Int	- Yds	-TD	PD	FF	FR	- Yds	SpT
Sept 8	Oak	W	S	3	1	2	0.0	0.0	0	0	0	0	0	0	0	0	0	0
Sept 15	Mia	L	S	2	2	0	0.0	0.0	0	0	0	0	0	0	0	0	0	0
Sept 22	@ SF	W	S	1	0	1	0.0	0.0	0	0	0	0	0	0	0	0	0	0
Sept 29	@ Jax	W	S	2	1	1	0.0	0.0	0	0	0	0	0	0	0	0	0	0
Oct 6	Sea	W	S	4	3	1	0.0	0.0	1	0	0	0	0	0	1	10	0	0
Oct 14	@ SD	L	S	3	3	0	0.0	0.0	0	0	0	0	0	0	0	0	0	0
Oct 20	Den	W	S	3	1	2	0.0	0.0	0	0	0	0	0	1	1	0	0	0
Nov 3	@ Hou	W	S	4	4	0	1.0	10.0	2	2	0	0	0	1	0	0	0	0
Nov 10	STL	L	S	2	0	2	0.0	0.0	0	0	0	0	0	0	0	0	0	0
Nov 14	@ Ten	W	S	4	3	1	1.0	3.0	2	2	0	0	0	0	0	0	0	0
Dec 1	Ten	W	S	4	2	2	0.0	0.0	0	0	0	0	0	1	0	0	0	0
Dec 8	@ Cin	L	S	4	1	3	0.0	0.0	0	0	0	0	0	0	0	0	0	0
Dec 15	Hou	W	S	3	3	0	1.0	1.0	1	1	0	0	0	0	0	0	0	0
Dec 22	@ KC	W	S	1	1	0	0.0	0.0	1	0	0	0	0	0	0	0	0	0
Dec 29	Jax	W	S	5	1	4	0.0	0.0	2	0	0	0	0	0	0	0	0	0
Totals				11-4	15/15	45	26	19	3.0	23.0	9	5	0	0	3	1	1	10

2014 Indianapolis Colts

Date	Opp	W/L	P/S	Tot	Solo	Asst	Sk	- Yds	QB	TFL	Int	- Yds	-TD	PD	FF	FR	- Yds	SpT
Sept 7	@ Den	L	S	3	1	2	1.0	10	1	1	0	0	0	0	0	0	0	0
Sept 15	Phi	L	p	3	3	0	0.0	0.0	2	2	0	0	0	0	0	0	0	0
Sept 21	@ Jax	W	S	4	3	1	1.0	2.0	2	1	0	0	0	0	0	0	0	0
Sept 28	Ten	W	S	3	1	2	0.0	0.0	0	0	0	0	0	0	0	0	0	0
Oct 5	Bal	W	S	2	2	0	0.0	0.0	1	0	0	0	0	0	0	0	0	0
Oct 9	@ Hou	W	S	4	3	1	1.0	1.0	3	1	0	0	0	0	0	0	0	0
Oct 19	@ Hou	W	S	4	3	1	1.0	1.0	3	1	0	0	0	0	0	0	0	0
Oct 26	@ Pit	L	S	3	3	0	0.0	0.0	0	0	0	0	0	0	0	0	0	0
Nov 16	NE	L	S	1	0	1	0.0	0.0	3	0	0	0	0	0	0	0	0	0
Nov 23	Jax	W	S	2	2	0	2.0	14.0	3	1	0	0	0	0	1	0	0	0
Nov 30	Was	W	S	2	2	0	2.0	14.0	3	1	0	0	0	0	1	0	0	0
Dec 7	@ Cle	W	S	2	1	1	1.0	3.0	1	1	0	0	0	0	0	0	0	0
Dec 14	Hou	W	S	2	2	0	0.0	0.0	0	0	0	0	0	0	0	0	0	0
Dec 21	@ Dal	L	S	2	1	1	0.0	0.0	0	0	0	0	0	0	0	0	0	0
Dec 21	@ Dal	L	S	2	1	1	0.0	0.0	0	0	0	0	0	0	0	0	0	0
Dec 28	@ Ten	W	S	1	0	1	0.0	0.0	0	0	0	0	0	0	0	0	0	0
Totals				10-5	15/14	37	25	12	6.0	30.0	19	9	0	0	0	1	0	0

2015 Indianapolis Colts

Date	Opp	W/L	P/S	Tot	Solo	Asst	Sk	- Yds	QB	TFL	Int	- Yds	-TD	PD	FF	FR	- Yds	SpT
Sept 13	@ Buf	L	S	6	3	3	0.0	0.0	0	2	0	0	0	0	0	0	0	0
Sept 21	NYJ	L	S	2	2	0	0.0	0.0	0	0	0	0	0	0	0	0	0	0
Sept 27	@ Ten	W	S	2	2	0	0.0	0.0	1	2	0	0	0	0	0	0	0	0
Oct 4	Jax	W	S	1	0	1	0.0	0.0	2	0	0	0	0	0	0	0	0	0
Oct 8	@ Hou	W	S	3	3	0	1.0	0.0	3	0	0	0	0	0	0	0	0	0
Oct 18	NE	L	S	5	3	2	0.0	0.0	0	0	0	0	0	0	0	0	0	0
Oct 25	NO	L	S	5	3	2	0.0	0.0	0	1	0	0	0	0	0	0	0	0
Nov 2	@ Car	L	S	2	1	1	0.0	0.0	0	0	0	0	0	0	0	0	0	0
Nov 8	Den	W	S	1	1	0	0.0	0.0	1	1	0	0	0	0	0	0	0	0
Nov 22	@ Atl	W	S	4	3	1	0.0	0.0	2	1	0	0	0	0	1	0	0	0
Nov 29	TB	W	S	4	4	0	2.0	16.0	2	2	0	0	0	0	0	0	0	0
Dec 6	@ Pit	L	S	0	0	0	0.0	0.0	0	0	0	0	0	0	0	0	0	0
Dec 20	Hou	L	S	4	3	1	0.0	0.0	1	0	0	0	0	0	0	0	0	0
Dec 27	@ Mia	W	S	1	0	1	0.0	0.0	0	0	0	0	0	0	0	0	0	0
Jan 3	Ten	W	S	2	0	2	0.0	0.0	0	0	0	0	0	0	0	0	0	0
Totals				8-7	15/15	42	28	14	3.0	16.0	12	9	0	0	0	1	0	0

2016 Indianapolis Colts

Date	Opp	W/L	P/S	Tot	Solo	Asst	Sk	- Yds	QB	TFL	Int	- Yds	-TD	PD	FF	FR	- Yds	SpT
Sept 11	Det	L	S	3	2	1	1.0	8.0	2	1	0	0	0	0	0	0	0	0
Sept 18	@ Den	L	S	3	3	0	0.0	0.0	0	0	0	0	0	0	0	0	0	0
Sept 25	SD	W	S	3	3	0	2.0	11.0	1	1	0	0	0	0	2	0	0	0
Oct 2	@ Jax	L	S	3	3	0	1.0	4.0	2	1	0	0	0	0	0	0	0	0
Oct 9	Chi	W	S	2	2	0	0.0	0.0	2	0	0	0	0	0	0	0	0	0
Oct 16	@ Hou	L	S	2	1	1	0.0	0.0	0	1	0	0	0	0	0	0	0	0
Oct 23	@ Ten	W	S	2	1	1	1.0	4.0	1	1	0	0	0	0	0	0	0	0
Oct 30	KC	L	S	2	1	1	1.0	10.0	2	1	0	0	0	0	0	0	0	0
Nov 6	@ GB	W	S	1	1	0	1.0	0.0	1	0	0	0	0	0	0	0	0	0
Nov 20	Ten	W	S	3	2	1	1.0	12.0	1	2	0	0	0	0	0	0	0	0
Dec 5	@ NYJ	W	S	1	0	1	0.0	0.0	2	0	0	0	0	0	0	0	0	0
Dec 11	Hou	L	S	4	3	1	0.0	0.0	0	0	0	0	0	0	0	0	0	0
Dec 18	@ Min	W	S	3	2	1	2.0	12.0	2	2	0	0	0	0	0	0	0	0
Dec 24	@ Oak	L	S	2	2	0	0.0	0.0	0	0	0	0	0	0	0	0	0	0
Jan 1	Jax	W	S	5	2	3	1.0	3.0	1	0	0	0	0	0	1	0	0	0
Totals				8-8	16/16	42	31	11	11.0	64.0	17	10	0	0	0	3	0	0

2017 Tennessee Titans

Date	Opp	W/L	P/S	Tot	Solo	Asst	Sk	- Yds	QB	TFL	Int	- Yds	-TD	PD	FF	FR	- Yds	SpT
Sept 10	Oak	L	p	3	2	1	0.0	0.0	2	0	0	0	0	0	0	0	0	0
Sept 17	@ Jax	W	p	1	1	0	0.0	0.0	0	0	0	0	0	0	0	0	1	0
Sept 24	Sea	W	p	4	2	2	1.0	9.0	2	0	0	0	0	0	0	0	0	0
Oct 1	@ Hou	L	p	3	2	1	0.0	0.0	0	0	0	0	0	0	0	0	0	0
Oct 8	@ Mia	L	p	3	0	3	0.0	0.0	4</									

ERIK WALDEN'S NFL STATISTICS

REGULAR SEASON				TACKLES							INTERCEPTIONS					FUMBLES			
Year	Team	GP	GS	Tot	Solo	Asst	Sk	Yds	QBP	TFL	No	Yds	Lg	TD	PD	FF	FR	Yds	SpT
2008	KC/Miami	15	0	0	0	0	0.0	0.0	NA	NA	0	0	-	0	0	0	0	0	15
2009	Miami	11	0	0	0	0	0.0	0.0	NA	NA	0	0	-	0	0	0	0	0	8
2010	Miami/GB	11	2	31	19	12	3.0	28.0	NA	NA	0	0	-	0	1	0	0	0	4
2011	Green Bay	16	15	86	50	36	3.0	17.0	NA	NA	0	0	-	0	2	1	1	5t	1
2012	Green Bay	15	9	71	38	33	3.0	6.0	NA	NA	2	22	20	0	4	0	0	0	0
2013	Indianapolis	15	15	58	33	25	3.0	23.0	NA	NA	0	0	-	0	3	1	1	0	0
2014	Indianapolis	15	14	57	40	17	6.0	30.0	NA	NA	0	0	-	0	0	1	0	0	0
2015	Indianapolis	15	15	57	43	14	3.0	16.0	NA	NA	0	0	-	0	0	1	0	0	0
2016	Indianapolis	16	16	46	33	13	11.0	64.0	NA	NA	0	0	-	0	0	3	0	0	0
2017	Tennessee	10	0	24	15	9	2.0	12.0	15	1	0	0	0	0	0	0	1	0	0
NFL Totals		139	86	430	271	159	34.0	196.0	15	1	2	22	20	0	10	7	3	5t	28

PLAYOFFS				TACKLES							INTERCEPTIONS					FUMBLES			
Year	Team	GP	GS	Tot	Solo	Asst	Sk	Yds	QBP	TFL	No	Yds	Lg	TD	PD	FF	FR	Yds	SpT
2008	Miami	1	0	0	0	0	0.0	0.0	NA	NA	0	0	-	0	0	0	0	0	0
2010	Green Bay	3	3	15	9	6	1.0	0.0	NA	NA	0	0	-	0	0	1	0	0	0
2011	Green Bay	1	0	3	3	0	0.0	0.0	NA	NA	0	0	-	0	0	0	0	0	0
2012	Green Bay	2	1	9	5	4	1.0	7.0	NA	NA	0	0	-	0	0	0	0	0	0
2013	Indianapolis	2	2	14	8	6	1.0	5.0	NA	NA	0	0	-	0	1	0	0	0	0
2014	Indianapolis	3	3	16	11	5	1.0	2.0	NA	NA	0	0	-	0	1	0	0	0	0
NFL Totals		12	9	57	36	21	4.0	14.0	NA	NA	0	0	-	0	2	1	0	0	0

Single-Game Highs

Tackles - 16 vs. Chicago (1/2/11)
 Sacks - 3 vs. Chicago (1/2/11)
 Interceptions - 1 (Twice, last vs. Tennessee 12/23/12)
 Forced Fumble - 2 vs. San Diego (9/25/16)
 Fumble Recovery - **1 (Three times, last at Jacksonville 9/17/17)**
 Passes Defensed - 2 at Indianapolis (10/7/12)

Playoff Single-Game Highs

Tackles - at Philadelphia (1/9/11)
 Sacks - 1 (Four times, last at Denver 1/11/15)

Additional Statistics

Touchdowns - 1 - 5-yard fumble return vs. Oakland (12/11/11)
 Special Teams Forced Fumble - 1 vs. Detroit (1/1/12)



82 DELANIE WALKER

TIGHT END • 6'2" • 248 LBS • COLLEGE: CENTRAL MISSOURI
ACQUIRED: UNRESTRICTED FREE AGENT (SF) - 2013
NFL EXPERIENCE (NFL/TITANS): 12/5 • HOMETOWN: POMONA, CALIF.
GAMES PLAYED/GAMES STARTED: 169/92 (PLAYOFFS: 4/2)



Captain: 2015, 2016, 2017



Pro Bowl: 2015, 2016

PRO: The Titans targeted Delanie Walker early in the 2013 free agency period to bring physicality, versatility and leadership to the offense. He has delivered that and more, becoming one of the NFL's top play-making tight ends. The tight end brings a unique element to the offense and poses match-up problems for defenses with his ability to line up in the backfield, on the line, in the slot and as a wideout. The 6-foot-2-inch, 248-pounder spent the first seven years of his career with the San Francisco 49ers after being selected in the sixth round of the 2006 NFL Draft. His first four seasons in Tennessee arguably resulted in the best four-year stretch in franchise history by a player at his position. During that time period, his 282 receptions and 3,349 receiving yards (to go with 23 touchdowns) set a franchise high for a tight end in any consecutive four-year period, and his reception and yardage totals ranked fourth in the NFL in that timespan. In 2015, he set the single-season franchise records among tight ends with 94 receptions and 1,088 receiving yards, leading to his first career Pro Bowl invitation.

CAREER HIGHLIGHTS:

- In 2016, Walker was named to his second consecutive Pro Bowl after tying for the team lead with 65 receptions and finishing second on the squad with 800 receiving yards and a career-high seven receiving touchdowns.
- In 2015, Walker was named to his first Pro Bowl. He set new team records among tight ends with 94 receptions and 1,088 receiving yards, and he caught six touchdown passes for the second time in three years (2013). He broke his own receiving yardage record (890 in 2014) and Frank Wycheck's reception record (70 in 1998 and 2000) for franchise tight ends.
- On the team's all-time single-season receptions list, regardless of position, Walker tied wide receiver Kendall Wright (94 receptions in 2013) for the fifth-highest total in 2015. Walker's 94 receptions tied Jason Witten (94 catches in 2009 and 2010) for the 10th-highest total in NFL history by a tight end.
- In 2014, Walker's team-leading 890 receiving yards set a career high and marked the highest total in franchise history by a tight end, eclipsing Frank Wycheck's 768 receiving yards in 1998. Walker's 63 receptions in 2014 also led the team, set a career high, and tied for fourth in team annals.
- In 2013, Walker's first season in Tennessee, he totaled 60 receptions for 571 yards and six touchdowns, setting career highs in all three categories. Also, he became the only tight end in franchise history other than Titans Ring of Honor member Frank Wycheck (1997-2001) to reach 60 receptions in a single season. Walker's six touchdown receptions tied for fourth place in franchise history among tight ends and were the most since Wycheck's six in 1996.
- In 2012, Walker played an integral role in the 49ers' second consecutive playoff season, as he teamed with Vernon Davis to form one of the NFL's top tight-end duos. He saw action in all 16 regular-season games with four starts and set a career high with 344 yards and three touchdowns (matched career high) on 21 receptions. His average of 16.4 yards per catch was the highest among all NFL tight ends with 20 or more catches.
- During the 2012 playoffs, Walker appeared in all three games and started in Super Bowl XLVII. In the Super Bowl, he recorded three receptions for 48 yards.
- In 2010, he played in 14 games with eight starts and tallied a then-career-best 29 receptions for 331 yards.

TITANS TIDBITS:

- Walker was named the Tennessee Titans Community Man of the Year in

2013 and 2015, due in large part to his tireless work with Mothers Against Drunk Driving. He teamed with MADD to help raise awareness of the dangers of drinking and driving after losing his aunt and uncle in a horrific accident near New Orleans after Super Bowl XLVII. The morning after San Francisco's loss to Baltimore at the Superdome, an alleged drunk driver killed Alice and Bryan Young only hours after Walker hugged Alice and Bryan at the team's postgame party. In addition to his work with MADD, Walker is an ambassador with the Tennessee Governor's Highway Safety Office's "Booze It and Lose It" campaign.

- In April 2017, Walker took part in an eight-day overseas trip to the Middle East to visit U.S. servicemen and women as part of a United Service Organization tour. The group was on their USO tour, and visiting an Army base in Kuwait, when Syrian president Bashar al-Assad launched a chemical attack against civilians in his country on April 4. The NFL players traveled to another region in the Middle East the following day, unsure if their scheduled visit with Marines and Air Force airmen would be allowed to proceed. The group was eventually cleared for the visit, but before they could leave one base, military police boarded their bus and forced the players to delete any pictures and videos taken at the base from their cameras and cell phones.
- During the 2016 offseason, Walker spearheaded a benefit dinner and auction for his foundation called "Carving It Up with Delanie Walker." He also launched "Delanie Walker's Imagination Station" at Fall-Hamilton Elementary School in collaboration with Scholastic Book Fairs to provide a new fully-furnished reading room for students.
- Walker was one of five finalists for the NFL's 2015 Byron "Whizzer" White Award, which recognizes community service.
- During the 2015 and 2016 offseasons, the Delanie Walker Gives Back Foundation (delaniewalker.org) hosted a Celebrity Go-Karting Challenge, raising more than \$75,000 to benefit the foundation. Walker launched the non-profit to provide inner-city and low-income children with the educational opportunities and resources to reach their full potential and beat the odds. Proceeds from the go-karting event will help fund community outreach programs such as Back to School COOL, Delanie's Imagination Stations, and College Bound. Walker's offseason also includes hosting a youth football camp.
- Over the years, Walker has owned quite a selection of cars, ranging from classics to newer models. His collection has included a 1964 Chevy Impala, 1972 Buick Skylark, 1989 Camaro IROC-Z28, 2008 Mercedes-Benz CL63 AMG and 2010 F250 truck. Walker's passion for cars can be traced back to his childhood, where he would spend countless hours refurbishing old autos with the help of his friend's father, who was a mechanic. "Growing up we didn't have much money, so we would buy cars from the junkyard and fix them up. We'd spend all day taking off parts and replacing them, just like new. The most important lesson I learned was 'the way you take it off is the way you put it back on.'" Walker admits that cars these days have become more advanced and that he is only comfortable working on models that are pre-1990. After his playing days are over, he envisions owning a car restoration shop.
- Having grown up in a tough neighborhood, Walker knows first-hand how difficult it is to overcome obstacles in order to achieve one's goals. During his time in San Francisco, he visited delinquent youths across the Bay Area, making it a point to share his story and give positive reinforcement to those who can relate to him. "It's very important that people know about what I've been through. You can grow up in the worst neighborhood and still make it to the NFL. That's why I want kids, especially in the Bay Area, to understand that you can overcome those situations, because I did."

- For a 248-pound tight end, Walker makes a lot of tacklers miss. His speed on the field can be linked to his success on the track as a high school senior. Despite lettering only one year, he won the Division III 100m (10.6) and long jump (21-5) titles, while also serving as a member of the winning 4x100m relay team at the 2002 Miramonte League Meet. Delanie's younger brother, Anthony, competed in the 400m and 4x400m at the collegiate level, and has his hopes set on making the Olympic team one day.
- On Feb. 14, 2015, Walker was inducted into the Central Missouri Athletic Hall of Fame.

CAREER TRANSACTIONS:

- The Pomona, Calif., native was selected by the 49ers in the sixth round (175th overall) of the 2006 NFL Draft.
- Signed by the Titans as an unrestricted free agent on March 14, 2013.

SEASON RECAPS:

2017 (10/8 - Tennessee): Leads the team with 49 receptions and ranks second on the squad with 550 receiving yards. Reached the 5,000-yard career receiving mark at Houston (10/1/17). Became the 10th player in franchise history to record 300 receptions at Houston (10/1/17). Moved into sole possession of ninth place on the team's all-time receptions list at Cleveland (10/22/17), passing former Titans wide receiver Nate Washington (307). Recorded his 323rd reception as a member of the Titans against Cincinnati (11/12/17), passing former Oilers wide receiver Curtis Duncan (322) for eighth place on the franchise's all-time receptions list. Registered his first career rushing touchdown at Jacksonville (9/17/17). Has led or tied for the team lead in receptions seven times in 2017 (vs. OAK, at JAX, at HOU, at CLE, vs. BAL, vs. CIN, at PIT). Has led the team in receiving yards six times in 2017 (vs. OAK, at JAX, at HOU, at CLE, vs. BAL, vs. CIN).

- Against Oakland (9/10), started at tight end and led the team with seven receptions and 76 receiving yards. Both totals were the best of Walker's career in a Week 1 performance. Delivered a punishing block during Marcus Mariota's 10-yard touchdown run off left end with 6:58 remaining in the first quarter. Extended the Titans' second scoring drive with a 10-yard grab on third-and-six in the second stanza.

- At Jacksonville (9/17), played as a reserve at tight end and led the team with four receptions and 61 receiving yards. Scored his first career rushing touchdown on his lone carry. Kept the Titans' opening scoring drive alive with an eight-yard grab on third-and-six in the first quarter. Extended the Titans' third scoring drive with a 19-yard catch on third-and-11 in the third stanza. Increased the Titans lead to 23-3 with a one-yard touchdown run on a jet sweep with 2:49 left to play in the third quarter.

- Against Seattle (9/24), started at tight end and snagged four receptions for 31 yards. Kept the Titans' second scoring drive alive with a seven-yard grab on third-and-three in the second quarter. Recovered the Seahawks' onside kick late in the fourth quarter.

- At Houston (10/1), started at tight end and tied for the team lead with three receptions for a team-best 51 receiving yards. Set up the Titans' opening touchdown with a 21-yard reception in the second quarter. On a 21-yard reception, he reached the 5,000-yard career receiving mark. Became the 10th player in franchise history to reach 300 receptions with the Titans.

- At Miami (10/8), started at tight end and hauled in three receptions for 25 yards.

- Against Indianapolis (10/16), started at tight end and notched four receptions for 17 yards. Rushed once for minus-three yards.

- At Cleveland (10/22), started at tight end and led the team with seven catches and 63 receiving yards. With his first reception of the game, he moved into sole possession of ninth place on the team's all-time receptions list, passing former Titans wide receiver Nate Washington (307). Extended the Titans' second scoring drive with a seven-yard reception on third-and-five in the second quarter.

- Against Baltimore (11/5), played as a reserve at tight end and led the team with five receptions and 71 receiving yards. Helped set up the Titans' game-winning touchdown with a 25-yard reception over the middle in the fourth quarter.

- Against Cincinnati (11/12), started at tight end and led the team with six catches and 63 receiving yards. Extended the Titans' opening touchdown drive with a six-yard catch on third-and-four in the first quarter. On his fourth catch of the day, recorded his 323rd reception as a member of the Titans, passing former Oilers wide receiver Curtis Duncan (322) for eighth place on the franchise's all-time receptions list.

- At Pittsburgh (11/16), started at tight end and led the team with six receptions for 92 yards. Kickstarted the Titans' third-quarter scoring drive

with a 42-yard catch over the middle.

2016 (15/9 - Tennessee): Named to the Pro Bowl. Played in 15 games with nine starts at tight end. Tied for the team lead with 65 receptions and finished second on the squad with 800 receiving yards. Ranked second on the club with a career-high seven receiving touchdowns. Was inactive in one game. Has four career 100-yard receiving performances, including one in 2016 (vs. GB). Led the team in receiving yards five times in 2016 (at DET, at MIA, vs. IND, vs. GB, vs. DEN). Led or tied for the team lead in receptions six times in 2016 (at MIA, vs. IND, vs. JAX, vs. GB, vs. DEN, at KC).

- At Detroit (9/18), saw significant action as a reserve at tight end and led the team with 83 receiving yards on six catches including a touchdown. Hauled in a 32-yard catch over the middle in the first quarter. Cut the Lions' lead to 15-10 with a 30-yard touchdown grab on the first play of the fourth quarter. With the touchdown reception, his 17th as a member of the Titans, he tied Dave Casper for fourth place on the franchise's touchdown receptions list among tight ends.

- At Houston (10/2), started at tight end and grabbed two receptions for 34 yards. Set up the Titans' first field goal with his 350th career reception, a 24-yard catch to the Texans' 35-yard line in the first quarter.

- At Miami (10/9), played as a reserve at tight end and tied for the team lead with five catches for a team-best 66 receiving yards with a touchdown. Kickstarted the Titans' first touchdown drive with a 29-yard reception over the middle in the first quarter. Gave the Titans a 21-14 halftime lead with a 20-yard touchdown reception with 47 seconds remaining in the first half. It marked his 18th touchdown in a Titans uniform, which moved him past Dave Casper (17) for fourth in franchise history among tight ends.

- Against Indianapolis (10/23), started at tight end in his 150th career regular season game and led the team with seven receptions and 84 receiving yards with a touchdown. Extended the Titans' opening touchdown drive with a 14-yard grab on third-and-three in the first quarter. Set up the Titans' second touchdown by drawing a 27-yard pass interference penalty at the Colts' two-yard line late in the second quarter. Evened the score at 20-20 with a seven-yard touchdown catch on third-and-seven with 12:39 left to play in the fourth quarter. Converted a third-and-six with a leaping 26-yard reception during the Titans' final scoring drive in the fourth quarter.

- Against Jacksonville (10/27), started at tight end and tied for the team lead with four receptions for 75 yards.

- At San Diego (11/6), started at tight end and snared five receptions for 42 yards with a touchdown. Kickstarted the Titans' first touchdown drive with a 20-yard catch down the left sideline in the second quarter. Cut the Chargers' lead to 33-28 with an eight-yard touchdown grab with 9:51 left to play in the fourth quarter.

- Against Green Bay (11/13), played as a reserve at tight end and led the team with nine receptions for 124 yards with a touchdown. Set up the Titans' second touchdown with a 41-yard catch-and-run down the right sideline in the first quarter. Gave the Titans a 14-0 lead by hauling in a 10-yard touchdown pass from DeMarco Murray on a halfback pass with 6:58 remaining in the first quarter. Converted a pair of third downs during the Titans' third touchdown drive: a 14-yard reception on third-and-seven and a 19-yard catch on third-and-three.

- At Chicago (11/27), saw significant action as a reserve at tight end and snagged three receptions for 50 yards with a touchdown. Set up the Titans' opening touchdown with a 38-yard grab over the middle late in the opening stanza. Kept the Titans' initial touchdown drive alive with an eight-yard reception on third-and-six in the first quarter. Gave the Titans a 14-7 lead with a four-yard touchdown grab on third-and-goal in the second quarter.

- At Kansas City (12/18), played as a reserve at tight end and led the team with six receptions for 55 yards. Converted a pair of third downs during the Titans' final touchdown drive: a 16-yard catch on third-and-five and a 14-yard reception on third-and-10 in the fourth quarter. Set up the Titans' game-winning field goal by hauling in a 15-yard reception on third-and-four late in the fourth quarter.

- At Jacksonville (12/24), started at tight end and hauled in three receptions for 23 yards with a touchdown. Set a new career high with his seventh touchdown reception on a 14-yard toss from Matt Cassel on third-and-eight with 8:42 left to play in the final quarter.

2015 (15/10 - Tennessee): Named to the Pro Bowl. Played in 15 games with 10 starts at tight end. Led the team, all NFL tight ends and ranked ninth in the NFL with a career-high 94 receptions. Led the team and ranked tied for 11th in the AFC with a career-best 1,088 receiving yards. Led the team and tied a career-high with six receiving touchdowns. Set the franchise record for tight ends with 94 catches and 1,088 receiving yards.

Became the ninth tight end in NFL history to reach 90 receptions in a season, and those nine players have produced 17 total 90-catch seasons. Was inactive for one contest. His receiving yardage total of 1,978 yards from 2014-15 is the highest two-year total in franchise history by a tight end. Posted one of his three career 100-yard receiving performances (at JAX). Led or tied for the team lead in receptions 12 times in 2015 (vs. IND, vs. BUF, vs. MIA, vs. ATL, at HOU, at NO, at JAX, vs. OAK, vs. JAX, at NYJ, vs. HOU, at IND). Led the team in receiving yards nine times (vs. MIA, vs. ATL, at HOU, at NO, vs. CAR, at JAX, vs. OAK, at NYJ, at IND). Collected a career-high two receiving touchdowns at New Orleans (11/8/15) and at New England (12/20/15).

- At Tampa Bay (9/13), started at tight end and caught three passes for 43 yards with a touchdown before leaving the game in the third quarter with an injury. Extended the Titans' opening touchdown drive with a 22-yard grab on third-and-10 in the first quarter. Gave the Titans a 35-7 advantage with a one-yard touchdown catch on third-and-one with 48 seconds remaining in the first half.

- Against Indianapolis (9/27), started at tight end and tied for the team lead with seven receptions for 68 yards. In the second quarter, his first reception of the game (six yards) gave him his 250th career NFL reception. Extended the Titans' first touchdown drive with a 19-yard reception on third-and-13 in the second stanza. Walker passed the 3,000-yard receiving mark for his career with the catch. Kept the Titans' final touchdown drive alive with a 13-yard catch on third-and-10 in the fourth quarter.

- Against Miami (10/18), led the team with eight receptions and 97 receiving yards.

- Against Atlanta (10/25), started at tight end and led the team with seven catches and 55 receiving yards. With an eight-yard reception in the third quarter, became the fifth tight end in franchise history to reach 150 catches with the club.

- At Houston (11/1), played as a reserve at tight end and led the team with six receptions and 62 receiving yards. Extended the Titans' opening scoring drive with a six-yard reception on third-and-one in the first quarter.

- At New Orleans (11/8), played as a reserve at tight end and led the team with seven receptions, 95 receiving yards and two touchdowns. Cut the Saints' lead to 14-10 by hauling in a deflected pass from Marcus Mariota and racing 61 yards for a touchdown with a minute left to play in the opening stanza. Got open in the back of the end zone and hauled in a two-yard touchdown pass with 8:08 remaining in the second quarter. Snared a two-point conversion to even the score at 28-28 with 7:06 left to play in the fourth quarter.

- Against Carolina (11/15), started at tight end and led the team with 52 receiving yards on three receptions. Extended the Titans' first touchdown drive with a 21-yard catch on third-and-12 in the first quarter.

- At Jacksonville (11/19), started at tight end and led the team with eight receptions and 109 receiving yards.

- Against Oakland (11/29), started at tight end and led the team with six receptions and 91 receiving yards. Kickstarted the Titans' first touchdown drive with a 36-yard grab in the first quarter, which also was the 300th reception of his 10-year career.

- Against Jacksonville (12/6), led the team with eight catches for 92 yards with a touchdown. Extended the Titans' second touchdown drive with a 29-yard reception on third-and-seven in the second quarter. Increased the Titans' lead to 14-6 with a seven-yard touchdown catch on third-and-seven in the second stanza.

- At N.Y. Jets (12/13), started at tight end and led the team with seven receptions and 71 receiving yards. In the fourth quarter, recorded his fourth reception of the game and on the catch—his 71st of the season—he broke Frank Wycheck's franchise record for the most receptions in a season by a tight end.

- At New England (12/20), started at tight end and caught two passes for 64 yards with two touchdowns. Hauled in a seven-yard touchdown pass from Zach Mettenberger with 10:05 left to play in the third quarter. Collected his second touchdown of the afternoon with a 57-yard catch-and-run rumble down the right sideline with 6:52 left to play in the fourth quarter. On a 57-yard touchdown reception, broke his own franchise record for the most receiving yards in a season by a tight end.

- Against Houston (12/27), played as a reserve at tight end and led the team with nine catches for 59 yards. In the first quarter, caught his 200th reception as a member of the Titans.

- At Indianapolis (1/3), started at tight end and led the team with nine catches and 94 receiving yards. Rushed once for 36 yards. With a 13-yard catch in the first quarter, became the first tight end in franchise history to reach 1,000 receiving yards in a season. Extended the Titans' second touchdown drive with a 17-yard catch on third-and-seven in the second

quarter. On the next play, took a handoff on a reverse and scampered for 36 yards down the right sideline in the second stanza. Extended the Titans' scoring drive in the third quarter with an 11-yard reception on third-and-one. Kept the Titans' fourth-quarter touchdown drive alive with a nine-yard catch on third-and-four.

2014 (15/14 - Tennessee): Played in 15 games with 14 starts at tight end and led the team with a career-high 63 receptions. Led the team and ranked second among AFC tight ends with a career-best 890 receiving yards, which is a franchise single-season record for tight ends. Ranked second on the team with four receiving touchdowns. Was inactive for one contest. Led or tied for the team lead in receptions five times in 2014 (vs. DAL, at IND, vs. HOU, at PHI, vs. IND). Led the team in receiving yards five times in 2014 (vs. DAL, at CIN, at IND, at PHI, vs. IND). Tied a career-high with 10 receptions against Dallas (9/14/14). Set a career-best with 155 receiving yards at Philadelphia (11/23/14). Posted two 100-yard receiving performances (vs. DAL, at PHI). With a 12-yard catch in the second quarter at Cincinnati (9/21/14), reached 200 career receptions.

- At Kansas City (9/7), hauled in three receptions for 37 yards with a touchdown. Gave the Titans a 7-3 lead with a leaping five-yard touchdown grab in the back of the end zone with 3:31 left to play in the second quarter.

- Against Dallas (9/14), led the team with a then-career-best 142 receiving yards, while tying a career-high with a team-high 10 receptions and a touchdown. In addition to setting a then-career high, Walker's 142 receiving yards qualified as the third-highest total in franchise history by a tight end. Cut the Cowboys' lead to 16-10 with a career-long 61-yard touchdown catch-and-run on third-and-three with 7:45 remaining in the third quarter.

- At Cincinnati (9/21), led the team with 54 receiving yards on four catches. With a 12-yard catch in the second quarter, reached 200 career receptions.

- At Indianapolis (9/28), tied for the team lead with five receptions for a team-best 84 receiving yards and a touchdown. Kickstarted the Titans' first scoring drive with a 31-yard reception in the second quarter. Cut the Colts lead to 20-10 with an acrobatic seven-yard touchdown reception in the back of the end zone with 17 seconds left to play in the first half.

- Against Jacksonville (10/12), snared three receptions for 57 yards. Extended the Titans' first scoring drive with an 18-yard grab on third-and-one in the first stanza. Kickstarted the Titans' touchdown drive with a 37-yard grab in the second quarter.

- Against Houston (10/26), tied for the team lead with four receptions for 37 yards with a touchdown. Got the Titans in the end zone with a six-yard touchdown catch with 2:12 left to play in the third quarter.

- At Baltimore (11/9), hauled in three receptions for 37 yards before leaving the game in the second quarter with an injury. Converted two third downs with a 15-yard reception on third-and-nine and a 17-yard grab on third-and-seven during the opening drive of the game.

- Against Pittsburgh (11/17), was inactive.

- At Philadelphia (11/23), led the team with five receptions for a career-high 155 receiving yards which is the second-highest receiving yardage total by a tight end in franchise history. Set up the Titans second touchdown with a 68-yard catch-and-run reception in the second stanza. Extended the Titans' third scoring drive with a 21-yard reception on third-and-two in the second quarter. Kickstarted the Titans' final touchdown drive with a 27-yard catch down to the Eagles' 10-yard line in the final quarter.

- Against N.Y. Jets (12/14), collected four receptions for 93 yards and in the process set a new single-season franchise record for receiving yards by a tight end.

- Against Indianapolis (12/28), started at tight end and led the team with seven receptions and 43 receiving yards.

2013 (15/11 - Tennessee): Played in 15 games with 11 starts in his first season with the Titans and led the team with a career-high six receiving touchdowns. Ranked second on the team with a career-high 60 receptions and third on the squad with 571 receiving yards. Became just the second franchise tight end (Frank Wycheck) to amass 60 receptions in a season. Led the team in receptions once in 2013 (vs. IND). Led the team in receiving yards once in 2013 (vs. IND). Set career-highs with 10 receptions and 91 receiving yards against Indianapolis (11/14/13). Went over the 2,000-yard career receiving mark at Jacksonville (12/22/13).

- At Pittsburgh (9/8), made his Titans debut and caught three passes for 40 yards. Extended the Titans' second scoring drive with a 25-yard reception on third-and-15 in the third quarter. Drew a 24-yard pass interference penalty deep in Steelers' territory in the fourth quarter.

- At Houston (9/15), gave the Titans a 17-16 lead with a 10-yard touchdown pass from Jake Locker with 6:37 left to play in the fourth quarter.

- Against San Diego (9/22), made his first start in a Titans uniform and caught five passes for 49 yards. Helped block for Titans' rushers to gain 170 yards on the ground. Kickstarted the Titans' initial touchdown drive with a 17-yard grab in the second quarter.
- Against N.Y. Jets (9/29), got the Titans on the scoreboard with a one-yard touchdown reception on third-and-goal with 11:57 left to play in the first quarter.
- Against San Francisco (10/20), caught three passes for 52 yards with a touchdown. Snared a 26-yard touchdown pass with 3:17 left to play in the fourth quarter.
- Against Jacksonville (11/10), snared four receptions for 62 yards with a touchdown. Extended the Titans' final touchdown drive with a 33-yard grab on third-and-10 late in the fourth quarter. Got open in the end zone for a 14-yard touchdown with 40 seconds remaining in the game.
- Against Indianapolis (11/14), led the team with career-highs in receptions (10) and receiving yards (91), while adding a touchdown catch. Extended the Titans' initial touchdown drive with a 12-yard grab on third-and-one in the opening stanza. Kept the Titans' second touchdown drive alive with a 14-yard catch on third-and-seven in the first quarter. Converted a third-and-nine with an 18-yard reception during the Titans' scoring drive early in the final stanza. Got open and hauled in a 19-yard touchdown pass with 1:54 left to play in the game.
- At Indianapolis (12/1), snared one reception for five yards before leaving the game in the first quarter with an injury.
- Against Arizona (12/15), snared eight catches for 53 yards with a touchdown. Helped set up the Titans' first touchdown with a 22-yard reception to the Cardinals' 33-yard line in the first quarter. Made the score 17-13 with a one-yard touchdown catch on a play-action fake with 6:16 left to play in the third quarter.

2012 (16/4, 3/1 - San Francisco): Appeared in all 16 games with four starts and compiled 21 receptions. Set a single-season career-high with 344 receiving yards and tied a career best with three receiving touchdowns. Appeared in all three postseason contests with a start and posted five receptions for 85 yards. Tallied four special teams tackles in the postseason, tying for the team lead (Michael Wilhoite).

- Against Seattle (10/18), hauled in his first touchdown of the season and the sixth of his career on an 11-yard pass from Alex Smith.
- At New England (12/16), recorded two receptions for 34 yards and a touchdown from Colin Kaepernick. Walker also recovered the Patriots' onside kick attempt late in the fourth quarter to seal the victory.
- At Seattle (12/23), caught an 18-yard touchdown pass from Colin Kaepernick in the fourth quarter, giving him three receiving touchdowns in 2012, tying a career high (3 - 2011). He finished the game with four receptions for 54 yards.
- Against Baltimore (2/3), led the team with three special teams tackles in Super Bowl XLVII.

2011 (15/7, 1/1 - San Francisco): Appeared in 15 games with seven starts and caught 19 passes for 198 yards with three touchdowns. Started the playoff contest and caught two passes for 36 yards, including a long reception of 29 yards.

- Against Seattle (9/11), led team with three special teams tackles.
- Against Dallas (9/18), hauled in a 29-yard touchdown pass to record his third career score and first since at Carolina (12/2/07).
- Against Tampa Bay (10/9), recorded his second touchdown of the season with a 26-yard touchdown catch on the 49ers opening drive, marking the first time in his career that he had multiple touchdowns in a season.
- At Detroit (10/16), caught a game-winning six-yard touchdown pass on fourth down with 1:51 left from Alex Smith for the 25-19 victory over the previously unbeaten Lions.
- Against N.Y. Giants (11/13), recovered the onside kick by David Akers in the second quarter. Tied his career high with six receptions for 69 yards.

2010 (14/8 - San Francisco): Saw action in 14 games with eight starts and tallied a career-best 29 receptions for 331 yards.

- Against Denver (10/31), registered a career-high 85 receiving yards on five receptions, including a 38-yard catch to the one-yard line to set up the 49ers first touchdown.
- Against St. Louis (11/14), hauled in four receptions for 80 yards, marking the first time he posted 80 receiving yards in back-to-back games.

2009 (16/8 - San Francisco): Played in all 16 games with eight starts

and caught 21 passes for 233 yards. Carried the ball three times for 34 yards. Ranked tied for third on the team with a career-high 20 special teams tackles.

- Against Jacksonville (11/29), registered a season-high four receptions for 52 yards, including two catches for more than 20 yards.

2008 (15/2 - San Francisco): Played in 15 games with two starts and hauled in 10 catches for 155 yards and a touchdown.

- Against New England (10/5), started his first game of season and caught one pass for eight yards.
- Against Philadelphia (10/12), filled in at fullback when Zak Keasey (bicep) left the game in the second quarter.
- Against Seattle (10/26), hauled in a career-long 53-yard catch from J.T. O'Sullivan in the first quarter to set up the 49ers first score of game. Left the game in second quarter with an elbow injury and did not return.
- At Dallas (11/23), returned five kickoffs for 112 yards after kick returner Allen Rossum left game with an ankle injury.

2007 (16/10 - San Francisco): Saw action 16 games with 10 starts and posted 21 receptions for 174 yards and one touchdown. Also recovered two onside kicks on special teams.

- At Pittsburgh (9/23), made first start of season and caught three passes for 19 yards, while returning three kickoffs for 63 yds.
- At Carolina (12/2), recorded his first career touchdown on a 21-yard pass from Trent Dilfer.
- Against Minnesota (12/9), established then career-highs with six catches for 66 yards.

2006 (7/1 - San Francisco): Appeared in seven games as a rookie and registered two catches for 30 yards. Returned one kickoff for 25 yards. Injured shoulder early in training camp and missed first month of season.

- Against Oakland (10/8), played first career game and recorded his first NFL touch when he returned a kickoff 25 yds.
- At New Orleans (12/3), made first career start in a two-tight end set and saw extended playing time due to a knee injury suffered by Eric Johnson.

COLLEGE:

- Attended Central Missouri State, where he played 20 games and finished his college career tied with Anthony Simpson (1994-95) for eighth on school's career-record list with 113 receptions.
- Upon leaving UCM, his 1,347 receiving yards ranked 11th in school history, while his 965 yards on kickoff returns ranked seventh and 2,578 all-purpose yards ranked ninth.
- His two kickoff returns for touchdowns in 2004 tied a school season-record first set by Walter Rhome in 1971, and his three kickoff returns for scores tied CMSU's all-time record also held by Rhome (1969-72).
- Spent his first two seasons (2002-03) at Mt. San Antonio (Calif.) Community College and appeared in 19 games.
- Caught 199 total passes for 2,659 yds. and 23 touchdowns in 39 contests during his collegiate career.
- Majored in video production, with a minor in criminal justice at Central Missouri.

PERSONAL:

- Has a son, Delanie Jr., and a daughter, Erra Paris.
- Attended Pomona (Calif.) High School, where he was a first-team All-Region selection by *The Los Angeles Times*, adding all-division and All-San Gabriel Valley Valley honors as a senior.
- Twice chosen Miramonte League Offensive Player of the Year and was selected as the 2001 Pomona Red Devil of the Year.
- Follow Walker on Twitter and Instagram at @delaniewalker82.
- Born Delanie Walker on Aug. 12, 1984 in Pomona, Calif.

DELANIE WALKER'S GAME-BY-GAME

2006 San Francisco 49ers

Date	Opp.	W/L	P/S	RECEIVING				
				No	Yds	Avg	Lg	TD
Sept 10	@ Ari	L	IA					
Sept 17	StL	W	IA					
Sept 24	Phi	L	IA					
Oct 1	@ KC	L	DNP					
Oct 8	Oak	W	p	0	0	0.0	0	0
Oct 15	SD	L	p	0	0	0.0	0	0
Oct 29	@ Chi	L	p	0	0	0.0	0	0
Nov 5	Min	W	p	0	0	0.0	0	0
Nov 12	@ Det	W	p	0	0	0.0	0	0
Nov 19	Sea	W	IA					
Nov 26	@ StL	L	IA					
Dec 3	@ NO	L	S	0	0	0.0	0	0
Dec 10	GB	L	p	2	30	15.0	29	0
Dec 14	@ Sea	W	DNP					
Dec 24	Ari	L	IA					
Dec 31	@ Den	W	IA					
Totals		7-9	7/1	2	30	15.0	29	0

2007 San Francisco 49ers

Date	Opp.	W/L	P/S	RECEIVING				
				No	Yds	Avg	Lg	TD
Sept 10	Ari	W	p	0	0	0.0	0	0
Sept 16	@ StL	W	p	0	0	0.0	0	0
Sept 23	@ Pit	L	S	3	19	6.3	13	0
Sept 30	Sea	L	S	1	7	7.0	7	0
Oct 7	Bal	L	S	0	0	0.0	0	0
Oct 21	@ NYG	L	S	1	4	4.0	4	0
Oct 28	NO	L	S	1	0	0.0	0	0
Nov 4	@ Atl	L	p	0	0	0.0	0	0
Nov 12	@ Sea	L	p	1	2	2.0	2	0
Nov 18	StL	L	S	0	0	0.0	0	0
Nov 25	@ Ari	W	S	1	5	5.0	5	0
Dec 2	@ Car	L	p	1	21	21.0	21	1
Dec 9	Min	L	S	6	66	10.8	26	0
Dec 15	Cin	W	S	2	13	6.5	7	0
Dec 23	TB	W	p	2	23	11.5	14	0
Dec 30	@ Cle	L	S	2	14	7.0	10	0
Totals		5-11	16/10	21	174	8.3	26	1

2008 San Francisco 49ers

Date	Opp.	W/L	P/S	RECEIVING				
				No	Yds	Avg	Lg	TD
Sept 7	Ari	W	p	0	0	0.0	0	0
Sept 14	@ Sea	W	p	3	44	14.7	24t	1
Sept 21	Det	L	p	1	21	21.0	21	0
Sept 28	@ NO	L	p	1	8	8.0	8	0
Oct 5	NE	L	S	0	0	0.0	0	0
Oct 12	Phi	L	S	0	0	0.0	0	0
Oct 19	@ NYG	L	p	2	53	26.5	53	0
Oct 26	Sea	L	p	1	4	4.0	4	0
Nov 10	@ Ari	W	IA					
Nov 16	StL	L	p	0	0	0.0	0	0
Nov 24	@ Dal	W	p	0	0	0.0	0	0
Nov 31	@ Buf	W	p	1	15	15.0	15	0
Dec 7	NYJ	L	p	1	10	10.0	10	0
Dec 14	@ Mia	W	p	0	0	0.0	0	0
Dec 21	@ StL	W	p	0	0	0.0	0	0
Dec 28	Was	W	p	0	0	0.0	0	0
Totals		8-8	15/2	10	155	15.5	53	1

2009 San Francisco 49ers

Date	Opp.	W/L	P/S	RECEIVING				
				No	Yds	Avg	Lg	TD
Sept 13	@ Ari	W	p	1	17	0.0	0	0
Sept 20	Sea	W	p	0	0	0.0	0	0
Sept 27	@ Min	L	p	0	0	0.0	0	0
Oct 4	StL	W	S	1	10	10.0	10	0
Oct 11	Atl	L	S	1	39	39.0	39	0
Oct 25	@ Hou	L	p	1	2	2.0	2	0
Nov 1	@ Ind	L	S	0	0	0.0	0	0
Nov 8	Ten	L	S	1	13	13.0	13	0
Nov 12	Chi	W	p	0	0	0.0	0	0
Nov 22	@ GB	L	p	0	0	0.0	0	0

Nov 29	Jax	W	S	4	52	0.0	22	0
Dec 6	@ Sea	L	S	3	28	9.3	18	0
Dec 14	Ari	W	S	1	2	2.0	2	0
Dec 20	@ Phi	L	S	3	28	9.3	13	0
Dec 27	Det	W	p	3	36	12.0	22	0
Jan 3	@ StL	W	p	2	6	3.0	5	0
Totals		8-8	16/8	21	233	11.1	39	0

2010 San Francisco 49ers

Date	Opp.	W/L	P/S	RECEIVING				
				No	Yds	Avg	Lg	TD
Sept 12	@ Sea	L	S	3	27	9.0	14	0
Sept 20	NO	L	p	2	26	13.0	22	0
Sept 26	@ KC	L	p	1	6	6.0	6	0
Oct 3	@ Atl	L	p	1	6	6.0	6	0
Oct 10	Phi	L	IA					
Oct 17	Oak	W	IA					
Oct 24	@ Car	L	p	0	0	0.0	0	0
Oct 31	Den	W	S	5	85	17.0	38	0
Nov 14	StL	W	S	4	80	20.0	36	0
Nov 21	TB	L	p	3	27	9.0	14	0
Nov 29	@ Ari	W	S	0	0	0.0	0	0
Dec 5	@ GB	L	S	2	19	9.5	15	0
Dec 12	Sea	W	S	1	7	7.0	7	0
Dec 16	@ SD	L	p	3	14	4.7	6	0
Dec 26	@ StL	L	S	3	17	5.7	7	0
Jan 2	Ari	W	S	1	17	17.0	17	0
Totals		6-10	14/8	29	331	11.4	38	0

2011 San Francisco 49ers

Date	Opp.	W/L	P/S	RECEIVING				
				No	Yds	Avg	Lg	TD
Sept 11	Sea	W	S	1	-1	-1.0	-1	0
Sept 18	Dal	L	p	2	38	19.0	29t	1
Sept 25	@ Cin	W	p	1	9	9.0	9	0
Oct 2	@ Phi	W	p	3	20	6.7	11	0
Oct 9	TB	W	S	2	37	18.5	26t	1
Oct 16	@ Det	W	p	2	11	5.5	6t	1
Oct 30	Cle	W	p	0	0	0.0	0	0
Nov 6	@ Was	W	S	2	15	7.5	10	0
Nov 13	NYG	W	S	6	69	11.5	19	0
Nov 20	Ari	W	p	0	0	0.0	0	0
Nov 24	@ Bal	L	S	0	0	0.0	0	0
Dec 4	StL	W	p	0	0	0.0	0	0
Dec 11	@ Ari	L	p	0	0	0.0	0	0
Dec 19	Pit	W	S	0	0	0.0	0	0
Dec 24	@ Sea	W	S	0	0	0.0	0	0
Jan 1	@ StL	W	IA					
Totals			15/7	19	198	10.4	29t	3
Playoffs								
Jan 14	NO	W	IA					
Jan 22	NYG	L	S	2	36	18.0	29	0
Totals			1/1	2	36	18.0	29	0

2012 San Francisco 49ers

Date	Opp.	W/L	P/S	RECEIVING				
				No	Yds	Avg	Lg	TD
Sept 9	@ GB	W	p	0	0	0.0	0	0
Sept 16	Det	W	p	1	7	7.0	7	0
Sept 23	@ Min	L	p	1	1	1.0	1	0
Sept 30	@ NYJ	W	S	2	31	15.5	25	0
Oct 7	Buf	W	p	0	0	0.0	0	0
Oct 14	NYG	L	p	0	0	0.0	0	0
Oct 18	Sea	W	S	1	12	12.0	12	1
Oct 29	@ Ari	W	p	2	38	19.0	23	0
Nov 11	StL	T	p	0	0	0.0	0	0
Nov 19	Chi	W	p	1	9	9.0	9	0
Nov 25	@ NO	W	p	3	81	27.0	45	0
Dec 2	@ StL	L	p	1	7	7.0	7	0
Dec 9	Mia	W	S	1	20	20.0	20	0
Dec 16	@ NE	W	p	2	34	17.0	34t	1
Dec 23	@ Sea	L	p	4	54	13.5	23	1
Dec 30	Ari	W	S	2	50	25.0	27	0
Totals		11-4-1	16/4	21	344	16.4	45	3

DELANIE WALKER'S GAME-BY-GAME CONT.

Playoffs

Jan 12		GB	W	p	1	17	17.0	17	0
Jan 20	@	Atl	W	p	1	20	20.0	20	0
Feb 3		Bal	L	S	3	48	16.0	28	0
Totals			2-1	3/1	5	85	17.0	28	0

2013 Tennessee Titans

RECEIVING									
Date	Opp.	W/L	P/S	No	Yds	Avg	Lg	TD	
Sept 8	@	Pit	W	p	3	40	13.3	25	0
Sept 15	@	Hou	L	p	1	10	10.0	10t	1
Sept 22		SD	W	S	5	49	9.8	17	0
Sept 29		NYJ	W	p	3	14	4.7	7	1
Oct 6		KC	L	S	4	43	10.8	15	0
Oct 13	@	Sea	L	S	4	29	7.3	11	0
Oct 20		SF	L	S	3	52	17.3	26t	1
Nov 3	@	StL	W	p	2	13	6.5	8	0
Nov 10		Jax	L	S	4	62	15.5	33	1
Nov 14		Ind	L	S	10	91	9.1	19t	1
Nov 24	@	Oak	W	S	5	46	9.2	14	0
Dec 1	@	Ind	L	S	1	5	5.0	5	0
Dec 8	@	Den	L	IA					
Dec 15		Ari	L	S	8	53	6.6	22	1
Dec 22	@	Jax	W	S	4	35	8.8	11	0
Dec 29		Hou	W	S	3	29	9.7	11	0
Totals			7-9	15/11	60	571	9.5	33	6

2014 Tennessee Titans

RECEIVING									
Date	Opp.	W/L	P/S	No	Yds	Avg	Lg	TD	
Sept 7	@	KC	W	S	3	37	12.3	17	1
Sept 14		Dal	L	S	10	142	14.2	61t	1
Sept 21	@	Cin	L	S	4	54	13.5	23	0
Sept 28	@	Ind	L	S	5	84	16.8	31	1
Oct 5		Cle	L	S	4	47	11.8	21	0
Oct 12		Jax	W	S	3	57	19.0	37	0
Oct 19	@	Was	L	S	2	17	8.5	12	0
Oct 26		Hou	L	p	4	37	9.3	15	1
Nov 9	@	Bal	L	S	3	37	12.3	17	0
Nov 17		Pit	L	IA					
Nov 23	@	Phi	L	S	5	155	31.0	68	0
Nov 30	@	Hou	L	S	1	6	6.0	6	0
Dec 7		NYG	L	S	4	27	6.8	12	0
Dec 14		NYJ	L	S	4	93	23.3	33	0
Dec 18	@	Jax	L	S	4	54	13.5	21	0
Dec 28		Ind	L	S	7	43	6.1	10	0
Totals			2-14	15/14	63	890	14.1	68	4

2015 Tennessee Titans

RECEIVING									
Date	Opp.	W/L	P/S	No	Yds	Avg	Lg	TD	
Sept 13	@	TB	W	S	3	43	14.3	22	1
Sept 20	@	Cle	L	IA					
Sept 27		Ind	L	S	7	68	9.7	19	0
Oct 11		Buf	L	S	4	36	9.0	16	0
Oct 18		Mia	L	p	8	97	12.1	25	0

Oct 25		Atl	L	S	7	55	7.9	12	0
Nov 1	@	Hou	L	p	6	62	10.3	15	0
Nov 8	@	NO	W	p	7	95	13.6	61t	2
Nov 15		Car	L	S	3	52	17.3	21	0
Nov 19	@	Jax	L	S	8	109	13.6	29	0
Nov 29		Oak	L	S	6	91	15.2	36	0
Dec 6		Jax	W	p	8	92	11.5	29	1
Dec 13	@	NYJ	L	S	7	71	10.1	16	0
Dec 20	@	NE	L	S	2	64	32.0	57t	2
Dec 27		Hou	L	p	9	59	6.6	21	0
Jan 3	@	Ind	L	S	9	94	10.4	29	0
Totals			3-13	15/10	94	1,088	11.6	61t	6

2016 Tennessee Titans

RECEIVING									
Date	Opp.	W/L	P/S	No	Yds	Avg	Lg	TD	
Sept 11		Min	L	S	3	42	14.0	26	0
Sept 18	@	Det	W	p	6	83	13.8	32	1
Sept 25		Oak	L	IA					
Oct 2	@	Hou	L	S	2	34	17.0	24	0
Oct 9	@	Mia	W	p	5	66	13.2	29	1
Oct 16		Cle	W	S	1	21	21.0	21	0
Oct 23		Ind	L	S	7	84	12.0	26	1
Oct 27		Jax	W	S	4	75	18.8	47	0
Nov 6	@	SD	L	S	5	42	8.4	20	1
Nov 13		GB	W	p	9	124	13.8	41	1
Nov 20	@	Ind	L	S	4	36	9.0	14	0
Nov 27	@	Chi	W	p	3	50	16.7	38	1
Dec 11		Den	W	S	2	30	15.0	23	0
Dec 18	@	KC	W	p	6	55	9.2	16	0
Dec 24	@	Jax	L	S	3	23	7.7	14t	1
Jan 1		Hou	W	p	5	35	7.0	15	0
Totals			9-7	15/9	65	800	12.3	47	7

2017 Tennessee Titans

RECEIVING									
Date	Opp.	W/L	P/S	No	Yds	Avg	Lg	TD	
Sept 10		Oak	L	S	7	76	10.9	23	0
Sept 17	@	Jax	W	p	4	61	15.3	19	0
Sept 24		Sea	W	S	4	31	7.8	11	0
Oct 1	@	Hou	L	S	3	51	17.0	21	0
Oct 8	@	Mia	L	S	3	25	8.3	12	0
Oct 16		Ind	W	S	4	17	4.3	10	0
Oct 22	@	Cle	W	S	7	63	9.0	16	0
Nov 5		Bal	W	p	5	71	14.2	25	0
Nov 12		Cin	W	S	6	63	10.5	20	0
Nov 16	@	Pit	L	S	6	92	15.3	42	0
Nov 26	@	Ind							
Dec 3		Hou							
Dec 10	@	Ari							
Dec 17	@	SF							
Dec 24		LAR							
Dec 31		Jax							
Totals			6-4	10/8	49	550	11.2	42	0

DELANIE WALKER'S NFL STATISTICS

REGULAR SEASON				RECEIVING					RUSHING				
Year	Team	GP	GS	No	Yds	Avg	Lg	TD	Att	Yds	Avg	Lg	TD
2006	San Francisco	7	1	2	30	15.0	29	0	0	0	-	0	0
2007	San Francisco	16	10	21	174	8.3	26	1	0	0	-	0	0
2008	San Francisco	15	2	10	155	15.5	53	1	2	-13	-6.5	-3	0
2009	San Francisco	16	8	21	233	11.1	39	0	3	34	11.3	16	0
2010	San Francisco	14	8	29	331	11.4	38	0	3	18	6.0	10	0
2011	San Francisco	15	7	19	198	10.4	29t	3	3	5	1.7	14	0
2012	San Francisco	16	4	21	344	16.4	45	3	0	0	-	0	0
2013	Tennessee	15	11	60	571	9.5	33	6	0	0	-	0	0
2014	Tennessee	15	14	63	890	14.1	68	4	0	0	-	0	0
2015	Tennessee	15	10	94	1,088	11.6	61t	6	1	36	36.0	36	0
2016	Tennessee	15	9	65	800	12.3	47	7	2	11	5.5	8	0
2017	Tennessee	10	8	49	550	11.2	42	0	2	-2	-1.0	1t	1
NFL Totals		169	92	454	5,364	11.8	68	31	16	89	5.6	36	1

REGULAR SEASON		KICKOFF RETURNS					PUNT RETURNS					
Year	Team	No	Yds	Avg	Lg	TD	No	FC	Yds	Avg	Lg	TD
2006	San Francisco	1	25	25.0	25	0	0	0	0	-	-	0
2007	San Francisco	3	63	21.0	30	0	0	0	0	-	-	0
2008	San Francisco	13	257	19.8	35	0	0	0	0	-	-	0
2009	San Francisco	5	85	17.0	25	0	0	0	0	-	-	0
2010	San Francisco	5	70	14.0	20	0	0	0	0	-	-	0
2012	San Francisco	4	28	7.0	18	0	0	0	0	-	-	0
NFL Totals		31	528	17.0	35	0	0	0	0	-	-	0

POSTSEASON				RECEIVING					RUSHING				
Year	Team	GP	GS	No	Yds	Avg	Lg	TD	Att	Yds	Avg	Lg	TD
2011	San Francisco	1	1	2	36	18.0	29	0	0	0	-	0	0
2012	San Francisco	3	1	5	85	17.0	28	0	0	0	-	0	0
NFL Totals		4	2	7	121	17.3	29	0	0	0	-	0	0

Single-Game Highs

Receptions - 10 (Twice, last vs. Dallas 9/14/14)
 Receiving Yards - 155 at Philadelphia (11/23/14)
 Long Reception - 68 at Philadelphia (11/23/14)
 Touchdowns - 2 (Twice, last at New England 12/20/15)
 Kickoff Returns - 5 at Dallas (11/23/08)
 Kickoff Return Yards - 112 at Dallas (11/23/08)
 Long Kickoff Return - 35 at Dallas (11/23/08)
 Rushes - **1 (16 times, last vs. Indianapolis 10/16/17)**
 Rushing Yards - 36 at Indianapolis (1/3/16)
 Long Rush - 36 at Indianapolis (1/3/16)
 Rushing Touchdowns - **1 at Jacksonville (9/17/17)**

Playoff Single-Game Highs

Receptions - 3 vs. Baltimore (2/3/13)
 Receiving Yards - 48 vs. Baltimore (2/3/13)
 Long Reception - 29 vs. N.Y. Giants (1/22/12)

Additional Statistics

Special Teams Tackles - 2 (2007), 15 (2008), 20 (2009), 13 (2010), 8 (2011), 3 (2012)
 Misc. Tackles - 2 (2013), 1 (2014), 3 (2015), 1 (2016)
 Onside Kick Recoveries - 2 (2007), 1 (2011), 1 (2012)
 Fumble Recovery - 1 (2013), 3 (2014), 1 (2016)



3 BRANDON WEEDEN



QUARTERBACK • 6'3" • 230 LBS • COLLEGE: OKLAHOMA STATE
ACQUIRED: FREE AGENT - 2017 • NFL EXPERIENCE (NFL/TITANS): 6/1
HOMETOWN: OKLAHOMA CITY, OKLA.
GAMES PLAYED/GAMES STARTED: 34/25 (PLAYOFFS: 0/0)

PRO: The Titans signed Brandon Weeden on Oct. 4, 2017 to provide veteran insurance after starter Marcus Mariota suffered an injury at Houston (10/1/17). Weeden spent five previous NFL seasons with Cleveland Browns, Dallas Cowboys and Houston Texans. His career totals prior to arriving in Tennessee included 6,462 passing yards, 31 touchdown passes, 30 interceptions and a passer rating of 76.0. A former 2012 first-round pick, Weeden started 25 career NFL games in his first five NFL seasons.

CAREER HIGHLIGHTS:

- In 2015, appeared in four games with three starts for the Dallas Cowboys and completed 71 of 98 passes for 738 yards with two touchdowns and two interceptions. Later that season, played in two games with one start for the Houston Texans and connected on 26 of 42 passes for 305 yards with three touchdowns and two interceptions.
- Played in five games with one start for the Cowboys in 2014 and completed 24 of 41 passes for 303 yards with three touchdowns and two interceptions.
- As a rookie with the Cleveland Browns in 2012, started 15 games and threw for 3,385 yards, a Browns rookie record, and 14 touchdowns.

TITANS TIDBITS:

- Weeden was a star pitcher in high school and was the first player chosen by the New York Yankees (second round, 71st overall) in the 2002 MLB Draft. He was traded to the Los Angeles Dodgers after the 2003 season and then selected in the Rule 5 Draft by the Kansas City Royals. He played his last season of professional baseball in 2006 with the Class-A High Desert Mavericks of the California League.

CAREER TRANSACTIONS:

- The Oklahoma City, Okla., native was originally selected by the Cleveland Browns in the first round (22nd overall) of the 2012 NFL Draft.
- Waived by the Browns on March 12, 2014.
- Signed by the Dallas Cowboys as a free agent on March 17, 2014.
- Waived by the Cowboys on Nov. 17, 2015.
- Claimed off waivers by the Houston Texans on Nov. 19, 2015.
- Re-signed with the Texans as an unrestricted free agent on April 1, 2016.
- Released by the Texans on Sept. 2, 2017.
- Signed by the Titans as a free agent on Oct. 4, 2017.

SEASON RECAPS:

2017 (0/0 - Tennessee):

- At Miami (10/8), did not play as the backup quarterback.
- Against Indianapolis (10/16), did not play.
- At Cleveland (10/22), did not play.
- Against Baltimore (11/5), was inactive.
- Against Cincinnati (11/12), was inactive.
- At Pittsburgh (11/16), was inactive.

2016 (0/0, 0/0 - Houston): Was inactive for Weeks 1-12, Weeks 15-17 and the AFC Divisional round at New England (1/14/17). Did not play in Week 13-14 and the AFC Wild Card round against Oakland (1/7/17).

2015 (4/3 - Dallas; 2/1, 0/0 - Houston): Started in Weeks 3-5 for the Dallas Cowboys after Tony Romo was placed on injured reserve/designated to return. Appeared in four games with three starts for the Cowboys and completed 71 of 98 passes for 738 yards with two touchdowns and two interceptions. Did not play in five games for the Cowboys. Released by Dallas on Nov. 17 and claimed off waivers by the Houston Texans on Nov. 19. Played in two games with one start for the Texans and connected on

26 of 42 passes for 305 yards with three touchdowns and two interceptions. Was inactive for three games and did not play in another contest for Houston.

- At Philadelphia (9/20), entered the game for the Cowboys in Week 2 and completed seven of seven passes for 73 yards, and a touchdown for a passer 149.7 rating.
- Against Atlanta (9/27), started at quarterback for the Cowboys and completed 22 of 26 passes for 232 yards and an interception.
- At New Orleans (10/4), started at quarterback for the Cowboys and connected on 16 for 26 for 246 yards and a touchdown for a 105.6 passer rating.
- Against New England (10/11), started for the Cowboys and completed 26 for 39 for 187 yards and an interception.
- At Indianapolis (12/20), entered the game after T.J. Yates exited due to injury in the second quarter and completed 11 of 18 passes for 105 yards, one touchdown and a 95.8 passer rating. Threw an eight-yard touchdown pass to Jaelen Strong in the fourth quarter.
- At Tennessee (12/27), started for the Texans and completed 15 of 24 passes for 200 yards, two touchdowns, no interceptions and a 116.7 passer rating, which was the highest passer rating he'd recorded in a game in which he started. Became the first player in franchise history with two passing touchdowns and one rushing touchdown in a game. Scored his first career rushing touchdown on a seven-yard run in the second quarter.

2014 (5/1 - Dallas): Played in five games with one start and completed 24 of 41 passes for 303 yards with three touchdowns and two interceptions.

- Against Washington (10/27), made his Cowboys debut in place of Tony Romo (back) in the third and fourth quarters of the overtime loss and completed four of six passes for 69 yards and a touchdown.
- Against Arizona (11/2), started at quarterback and completed 18 of 33 passes for 183 yards with one touchdown and two interceptions
- At Jacksonville (11/9), stepped in for Tony Romo in the fourth quarter when the game was in check in London and completed his lone pass for eight yards.
- Against Indianapolis (12/21), entered the game late in the fourth quarter of the NFC East-clinching win to complete his only attempt for a 43-yard touchdown.

2013 (6/5 - Cleveland): Started five of the eight games he played in and completed 141 of 267 passes for 1,731 yards with nine touchdowns and nine interceptions.

- Against Miami (9/8), threw a career-high 53 passes.
- Against Detroit (10/13), completed a season-high 26 passes on his way to 292 yards and two touchdowns.
- Against Jacksonville (12/1), threw a career-high three passes of 25-plus yards, including a career-long 95-yard touchdown pass to Josh Gordon, on his way to a career-best 370 passing yards and three touchdowns.

2012 (15/15 - Cleveland): Started and played in 15 games, completing 297 of 517 passes for 3,385 yards with 14 touchdowns and 17 interceptions. Added 27 runs for 111 yards, the third-highest total on the team. His 3,385 passing yards were a Browns rookie record, the seventh-highest figure ever by an NFL rookie and the 10th most by any Browns quarterback. Finished second among NFL rookies in passing yards (3,385), passing first downs (168) and completions of 20-plus yards (48).

- At Cincinnati (9/16), threw his first career touchdown pass on a 32-yard screen to Trent Richardson and recorded his first career 300-yard passing game (322) while completing a career-high 70.3 percent of his passes.
- At Baltimore (9/27), attempted a season-high 52 passes and threw for 320

yards with a career-high 17 first downs.

- Against Cincinnati (10/14), recorded his first win and threw two touchdown passes.
- At Oakland (12/2), completed 69.4 percent of his passes and compiled 364 passing yards in a win.

COLLEGE:

- Played four seasons (2008-11) at Oklahoma State University after redshirting the 2007 campaign.
- Started the final 26 games of his 30 career games with the Cowboys and completed 767 of 1,103 career passes for 9,260 yards and 75 touchdowns, both of which are Oklahoma State records.
- As a senior, finished second in the nation with a school single-season record 4,727 passing yards, while completing 409 of 565 passes and throwing for a single-season record 37 touchdowns.
- Broke school records in total attempts, completions, yardage, and touchdowns and established a school record with 502 yards passing against Kansas State.
- As a junior, completed 342 of 511 passes for 4,277 yards with 34 touchdowns.
- Appeared in three games as a sophomore, completing 15 of 24 passes for 248 yards with four touchdowns.
- Saw action in one game in 2008 after redshirting as a freshman.
- Majored in business management at Oklahoma State.

PERSONAL:

- Married to Melanie.
- Started at quarterback for Edmond (Okla.) Santa Fe High School, where he led the team to a victory in the state semifinals and was named team MVP and offensive player of the year.

- Threw for the second-most yards in the state of Oklahoma as senior (2001), totaling 2,863 yards with 25 scores.
- Was an all-state selection in football, baseball and as a forward in basketball.
- Born Brandon Kyle Weeden on Oct. 14, 1983 in Oklahoma City, Okla.

BRANDON WEEDEN'S GAME-BY-GAME

2012 Cleveland Browns				PASSING											RUSHING				
Date	Opp	W/L	P/S	Att	Cmp	Pct	Yds	Yds/Att	TD	Int	Lg	Sk	Lst	Rating	Att	Yds	Avg	Lg	TD
Sept 9	Phi	L	S	35	12	34.3	118	3.37	0	4	24	2	7	5.1	2	25	12.5	25	0
Sept 16	@ Cin	L	S	37	26	70.3	322	8.70	2	0	27	2	13	114.9	2	6	3.0	4	0
Sept 23	Buf	L	S	43	27	62.8	237	5.51	1	2	24	4	30	65.7	0	0	-	-	0
Sept 27	@ Bal	L	S	52	25	48.1	320	6.15	0	1	43	1	6	59.8	0	0	-	-	0
Oct 7	@ NYG	L	S	35	22	62.9	291	8.31	2	2	62t	0	0	84.3	1	2	2.0	2	0
Oct 14	Cin	W	S	29	17	58.6	231	7.97	2	1	71t	2	13	92.7	3	3	1.0	2	0
Oct 21	@ Ind	L	S	41	25	61.0	264	6.44	2	0	33t	0	0	96.0	1	13	13.0	13	0
Oct 28	SD	W	S	27	11	40.7	129	4.78	0	0	26	2	12	55.9	4	4	1.0	4	0
Nov 4	Bal	L	S	37	20	54.1	176	4.76	0	2	26	1	2	44.4	2	11	5.5	6	0
Nov 18	@ Dal	L	S	35	20	57.1	210	6.00	2	0	27	2	18	93.8	0	0	-	-	0
Nov 25	Pit	W	S	26	17	65.4	158	6.08	1	1	26	4	28	78.7	2	8	4.0	4	0
Dec 2	@ Oak	W	S	36	25	69.4	364	10.11	1	2	54	1	11	88.2	5	11	2.2	7	0
Dec 9	KC	W	S	30	17	56.7	217	7.23	0	0	34	3	19	79.4	1	15	15.0	15	0
Dec 16	Was	L	S	35	21	60.0	244	6.97	1	2	69t	2	11	66.8	1	9	9.0	9	0
Dec 23	@ Den	L	S	19	12	63.2	104	5.47	0	0	21	2	16	77.5	3	4	1.3	3	0
Dec 30	@ Pit	L	IA																
Totals		5-11	15/15	517	297	57.4	3385	6.55	14	17	71t	28	186	72.6	27	111	4.1	25	0

2013 Cleveland Browns				PASSING											RUSHING				
Date	Opp	W/L	P/S	Att	Cmp	Pct	Yds	Yds/Att	TD	Int	Lg	Sk	Lst	Rating	Att	Yds	Avg	Lg	TD
Sept 8	Mia	L	S	53	26	49.1	289	5.45	1	3	22	6	45	48.4	0	0	-	-	0
Sept 15	@ Bal	L	S	33	21	63.6	227	6.88	0	0	53	5	39	83.8	2	7	3.5	5	0
Sept 22	@ Min	W	IA																
Sept 29	Cin	W	IA																
Oct 3	Buf	W	p	24	13	54.2	197	8.21	1	0	47	5	23	95.3	3	0	0.0	2	0
Oct 13	Det	L	S	43	26	60.5	292	6.79	2	2	36	2	23	76.9	2	10	5.0	9	0
Oct 20	@ GB	L	S	42	17	40.5	149	3.55	1	1	19	3	16	48.6	2	20	10.0	11	0
Oct 27	@ KC	L	DNP																
Nov 3	Bal	W	p	2	1	50.0	-2	-1.00	0	0	-2	0	0	56.3	0	0	-	-	0
Nov 17	@ Cin	L	DNP																
Nov 24	Pit	L	p	30	13	43.3	209	6.97	1	1	47	3	6	64.4	1	2	2.0	2	0
Dec 1	Jax	L	S	40	24	60.0	370	9.25	3	2	95t	3	28	94.8	2	5	2.5	5	0
Dec 8	@ NE	L	IA																
Dec 15	Chi	L	DNP																
Dec 22	@ NYJ	L	DNP																
Dec 29	@ Pit	L	DNP																
Totals		4-12	8/5	267	141	52.8	1731	6.48	9	9	95t	27	180	70.3	12	44	3.7	11	0

BRANDON WEEDEN'S GAME-BY-GAME CONT.

2014 Dallas Cowboys				PASSING										RUSHING					
Date	Opp	W/L	P/S	Att	Cmp	Pct	Yds	Yds/Att	TD	Int	Lg	Sk	Lst	Rating	Att	Yds	Avg	Lg	TD
Sept 7	SF	L	DNP																
Sept 14	@ Ten	W	DNP																
Sept 21	@ StL	W	DNP																
Sept 28	NO	W	DNP																
Oct 5	Hou	W	DNP																
Oct 12	@ Sea	W	DNP																
Oct 19	NYG	W	DNP																
Oct 27	Was	L	p	6	4	66.7	69	11.50	1	0	25t	0	0	145.1	1	0	0.0	0	0
Nov 2	Ari	L	S	33	18	54.5	183	5.55	1	2	40	1	9	55.5	2	2	1.0	1	0
Nov 9	@ Jax	W	p	1	1	100.0	8	8.00	0	0	8	0	0	100.0	3	-3	-1.0	-1	0
Nov 23	@ NYG	W	DNP																
Nov 27	Phi	L	DNP																
Dec 4	@ Chi	W	DNP																
Dec 14	@ Phi	W	DNP																
Dec 21	Ind	W	p	1	1	100.0	43	43.00	1	0	43t	0	0	158.3	0	0	-	-	0
Dec 28	@ Was	W	p	0	0	-	0	-	0	0	-	0	0	-	0	0	-	-	0
Totals		12-4	5/1	41	24	58.5	303	7.39	3	2	43t	1	9	85.7	6	-1	-0.2	1	0

2015 Dallas Cowboys/Houston Texans				PASSING										RUSHING					
Date	Opp	W/L	P/S	Att	Cmp	Pct	Yds	Yds/Att	TD	Int	Lg	Sk	Lst	Rating	Att	Yds	Avg	Lg	TD
Sept 13	NYG	W	DNP																
Sept 20	@ Phi	W	p	7	7	100.0	73	10.43	1	0	42t	0	0	149.7	3	7	2.3	9	0
Sept 27	Atl	L	S	26	22	84.6	232	8.92	0	1	22	2	12	87.8	0	0	-	-	0
Oct 4	@ NO	L	S	26	16	61.5	246	9.46	1	0	67	3	26	105.6	3	5	1.7	3	0
Oct 11	NE	L	S	39	26	66.7	187	4.79	0	1	21	3	24	66.9	3	18	6.0	11	0
Oct 25	@ NYG	L	DNP																
Nov 1	Sea	L	DNP																
Nov 8	Phi	L	DNP																
Nov 15	@ TB	L	DNP																
Nov 22	NYJ	W	DNP																
Nov 29	NO	W	IA																
Dec 6	@ Buf	L	IA																
Dec 13	NE	L	IA																
Dec 20	@ Ind	W	p	18	11	61.1	105	5.83	1	0	28	1	10	95.8	5	6	1.2	7	0
Dec 27	@ Ten	W	S	24	15	62.5	200	8.33	2	0	44	1	5	116.7	2	11	5.5	7t	1
Jan 3	Jax	W	DNP																
Totals		7-9	6/4	140	97	69.3	1,043	7.45	5	2	67	10	77	96.8	16	47	2.9	11	1
Playoffs																			
Jan 9	KC	L	DNP																
Totals		0-1	0/0	0	0	0.0	0	0.0	0	0	0	0	0	0.0	0	0	0.0	0	0

2016 Houston Texans				PASSING										RUSHING					
Date	Opp	W/L	P/S	Att	Cmp	Pct	Yds	Yds/Att	TD	Int	Lg	Sk	Lst	Rating	Att	Yds	Avg	Lg	TD
Sept 11	Chi	W	IA																
Sept 18	KC	W	IA																
Sept 22	@ NE	L	IA																
Oct 2	Ten	W	IA																
Oct 9	@ Min	L	IA																
Oct 16	Ind	W	IA																
Oct 24	@ Den	L	IA																
Oct 30	Det	W	IA																
Nov 13	@ Jax	W	IA																
Nov 21	@ Oak	L	IA																
Nov 27	SD	L	IA																
Dec 4	@ GB	L	DNP																
Dec 11	@ Ind	W	DNP																
Dec 18	Jax	W	IA																
Dec 24	Cin	W	IA																
Jan 1	@ Ten	L	IA																
Totals		9-7	0/0	0	0	0.0	0	0.0	0	0	0	0	0	0.0	0	0	0.0	0	0
Playoffs																			
Jan 7	Oak	W	DNP																
Jan 14	@ NE	L	IA																
Totals		1-1	0/0	0	0	0.0	0	0.0	0	0	0	0	0	0.0	0	0	0.0	0	0

BRANDON WEEDEN'S GAME-BY-GAME CONT.

2017 Tennessee Titans				PASSING										RUSHING						
Date	Opp	W/L	P/S	Att	Cmp	Pct	Yds	Yds/Att	TD	Int	Lg	Sk	Lst	Rating	Att	Yds	Avg	Lg	TD	
Sept 10	Oak		NOR																	
Sept 17	@ Jax		NOR																	
Sept 24	Sea		NOR																	
Oct 1	@ Hou		NOR																	
Oct 8	@ Mia	L	DNP																	
Oct 16	Ind	W	DNP																	
Oct 22	@ Cle	W	DNP																	
Nov 5	Bal	W	IA																	
Nov 12	Cin	W	IA																	
Nov 16	@ Pit	L	IA																	
Nov 26	@ Ind																			
Dec 3	Hou																			
Dec 10	@ Ari																			
Dec 17	@ SF																			
Dec 24	LAR																			
Dec 31	Jax																			
Totals		4-2	0/0	0	0	0.0	0	0.0	0	0	0	0	0	0.0	0	0	-	0	0	0

BRANDON WEEDEN'S NFL STATISTICS

REGULAR SEASON			PASSING											RUSHING				
Year	Team	GP/GS	Att	Cmp	Pct	Yds	Yd/Att	TD	INT	Lg	Sk	Yds	Rat	Att	Yds	Avg	Lg	TD
2012	CLE	15/15	517	297	57.4	3385	6.5	14	17	71t	28	186	72.6	27	111	4.1	25	0
2013	CLE	8/5	267	141	52.8	1731	6.5	9	9	95t	27	180	70.3	12	44	3.7	11	0
2014	DAL	5/1	41	24	58.5	303	7.4	3	2	43t	1	9	85.7	6	-1	-0.2	1	0
2015	DAL/HOU	6/4	140	97	69.3	1043	7.5	5	2	67	10	77	96.8	16	47	2.9	11t	1
2016	HOU	0/0	0	0	0.0	0	0.0	0	0	0	0	0	0.0	0	0	0.0	0	0
2017	TEN	0/0	0	0	0.0	0	0.0	0	0	0	0	0	0.0	0	0	0.0	0	0
NFL Totals		34/25	965	559	57.9	6462	6.7	31	30	95t	66	452	76.0	61	201	3.3	25	1

Career record as starter: 6-19 (.240)

PLAYOFFS			PASSING											RUSHING				
Year	Team	GP/GS	Att	Cmp	Pct	Yds	Yd/Att	TD	INT	Lg	Sk	Yds	Rat	Att	Yds	Avg	Lg	TD
2015	HOU	0/0	0	0	0.0	0	0.0	0	0	0	0	0	0.0	0	0	0.0	0	0
2016	HOU	0/0	0	0	0.0	0	0.0	0	0	0	0	0	0.0	0	0	0.0	0	0
NFL Totals		0/0	0	0	0.0	0	0.0	0	0	0	0	0	0.0	0	0	0.0	0	0

Single-Game Highs

Attempts - 53 vs. Miami (9/8/13)

Completions - 27 vs. Buffalo (9/23/12)

Passing Yards - 370 vs. Jacksonville (12/1/13)

Long Completion - 95t vs. Jacksonville (12/1/13)

Touchdown Passes - 3 vs. Jacksonville (12/1/13)

Passer Rating - 149.7 at Philadelphia (9/20/15)

Rushes - 5 at Oakland (12/2/12)

Rushing Yards - 25 vs. Philadelphia (9/9/12)

Long Rush - 25 vs. Philadelphia (9/9/12)

Rushing Touchdowns - 1 at Tennessee (12/27/15)



14 ERIC WEEMS

WIDE RECEIVER • 5'9" • 195 LBS • COLLEGE: BETHUNE-COOKMAN
ACQUIRED: UNRESTRICTED FREE AGENT - 2017 (ATL)
NFL EXPERIENCE (NFL/TITANS): 10/1 • HOMETOWN: ORMOND BEACH, FLA.
GAMES PLAYED/GAMES STARTED: 145/7 (PLAYOFFS: 6/0)



Pro Bowl: 2010

PRO: The Titans signed Pro Bowl returner Eric Weems during the 2017 offseason to add veteran presence and leadership to the special teams unit. Originally signed as an undrafted rookie free agent with the Atlanta Falcons in 2007, Weems' extensive special teams experience is evident through his decorated nine-year career in the NFL. He was named to the 2010 Pro Bowl as a return specialist after ranking third in the NFL with a career-high 27.5 yard kickoff return average, and posting both one kick and punt return touchdown. He has also tallied 353 receiving yards with four touchdowns over his career as a Falcon (2007-11, 14-16) and as a Chicago Bear (2012-13). He has tallied 102 total special teams tackles over 10 seasons. Weems handled return duties in six playoff games with Atlanta, most recently in Super Bowl LI.

CAREER HIGHLIGHTS:

- Elected to the Pro Bowl as a return specialist in 2010 after ranking third in the NFL with a career-high 27.5 yard kickoff return average and posting both one kick and punt return touchdown, respectively. Set a Falcons franchise record when he returned a kickoff 102 yards for a touchdown at Tampa Bay (12/5). Weems then tied that long with a 102-yard return for a touchdown in the Divisional Playoff game against Green Bay (1/15/11). Also returned a 55-yard punt for a touchdown at Carolina (12/12) to add to his Pro Bowl season resume.
- In 2009, scored two touchdowns in two contests as a reserve wide receiver for Atlanta including a 30-yard score at Dallas (10/25). Both touchdown receptions came in the fourth quarter.
- Weems has participated in all 16 regular season games for eight consecutive seasons (2009-16) with Atlanta and Chicago.

TITANS TIDBITS:

- After competing in Super Bowl LI as a member of the Atlanta Falcons, Weems presented his alma mater, Seabreeze (Fla.) High School, with a golden football to commemorate his participation.

CAREER TRANSACTIONS:

- The Ormond Beach, Fla., native signed with the Atlanta Falcons as an undrafted free agent on May 1, 2007.
- Waived by the Falcons on Sept. 3, 2007 and signed to the practice squad the next day on Sept. 4, 2007.
- Signed by the Falcons to the active roster from the practice squad on Dec. 30, 2007.
- Waived by the Falcons on Aug. 31, 2008.
- Signed by the Falcons to the practice squad on Sept. 3, 2008.
- Signed by the Falcons to the active roster from the practice squad on Nov. 19, 2008.
- Signed by the Chicago Bears as an unrestricted free agent on March 14, 2012.
- Waived by the Bears on Aug. 16, 2014.
- Signed by the Falcons on Aug. 21, 2014.
- Signed by the Titans as an unrestricted free agent on March 11, 2017.

SEASON RECAPS:

- 2017 (10/0 - Tennessee):** Tied for third on the team with seven special teams tackles. Has led or tied for the team lead in special teams tackles three times in 2017 (vs. OAK, vs. CIN, at PIT).
- Against Oakland (9/10), played as a reserve on special teams in his Titans debut and tied for the team lead with a special teams tackle.
 - At Jacksonville (9/17), saw action as a reserve on special teams. Pounced on a pop-up kickoff for zero yards in the fourth quarter.
 - Against Seattle (9/24), played as a reserve on special teams and saw

limited action at wide receiver.

- At Houston (10/1), saw action as a reserve on special teams.
- At Miami (10/8), played as a reserve on special teams. Returned one kickoff for 18 yards. Registered a special teams tackle on coverage units.
- Against Indianapolis (10/16), saw action as a reserve on special teams and limited action at wide receiver.
- At Cleveland (10/22), saw limited action as a reserve at wide receiver and caught one pass for five yards. Played as a reserve on special teams coverage units.
- Against Baltimore (11/5), played as a reserve on special teams and notched a tackle.
- Against Cincinnati (11/12), led the team with three special teams tackles on coverage units.
- At Pittsburgh (11/16), tied for the team lead with a special teams tackle on coverage units.

- 2016 (16/0, 3/0 - Atlanta):** Played in all 16 games as a return specialist. Brought back 24 punts for 273 yards with a career-long of 73 as well as 17 kick returns for 391 yards with a 23-yard kick return average. Appeared as a return specialist for all three of Atlanta's postseason contests including Super Bowl LI. Posted three punt returns for 24 yards and four kick returns for 66 yards in the postseason. Recorded 15 total special teams tackles.
- At Oakland (9/18), returned two punts for 73 yards including a career-long of 73.
 - Against Green Bay (10/30), returned two punts for 28 yards.
 - Against Seattle (1/14/17) in the NFC Divisional Playoff game, returned one punt for 10 yards and one kick for 18 yards.
 - Against Green Bay (1/22/17) in the NFC Championship game, returned one punt for 14 yards and one kick for 23 yards.
 - Against New England (2/5/17) in Super Bowl LI, returned two kicks for 25 yards with a long of 14.

- 2015 (16/0 - Atlanta):** Saw action in 16 games as a return specialist and reserve wide receiver. Totaled 221 yards on 19 returned punts with a long of 41 and racked up 403 kick return yards on 15 attempts with an average of 26.9 yards. Caught one pass for 11 yards, tallied four rushing yards on one attempt and notched eight special teams tackles on the season.
- Against Philadelphia (9/14), returned two punts for 18 yards and three kicks for 59 yards with a long of 26.
 - Against Tampa Bay (11/1), posted 58 kick return yards on two attempts and returned two punts for 23 yards with a long of 24. Made his lone reception of the season for 11 yards.
 - At San Francisco (11/8), recorded a season-high 76 punt return yards on four attempts with a long of 41, as well as 115 kick return yards on four attempts with a long of 50.
 - At Jacksonville (12/20), rushed the ball once and tallied four yards on the ground.

- 2014 (16/0 - Atlanta):** Appeared in all 16 games for the Falcons on special teams and as a reserve receiver. Posted 10 receptions for 102 yards and two touchdowns, forced one fumble, recovered two fumbles and made 13 special teams tackles. Also handled kick return duties in one contest when he returned two kicks for 34 yards.
- Against Tampa Bay (9/18), caught four passes for 69 yards and made one special teams tackle.
 - At New York Giants (10/5), forced one fumble and had one fumble recovery on special teams.
 - At Green Bay (12/8), caught a five-yard touchdown pass and returned two kicks for 34 yards with a long of 17.

- At New Orleans (12/21), scored one touchdown on a three-yard pass.

2013 (16/0 - Chicago): Played in all 16 games as a core member of the Bears' special teams unit. Recorded 13 special teams tackles and handled kick return duties in four contests, posting 57 yards on five kicks with a long of 19. Also caught one pass for eight yards on the season.

- At Pittsburgh (9/22), returned one kick for 15 yards.
- At Washington (10/20), returned two kicks for 23 yards and forced one fumble on special teams. Also tacked on two special teams tackles.
- At Philadelphia (12/22), caught an eight-yard pass and returned one kick for 19 yards.

2012 (16/1 - Chicago): Appeared in 16 games with one start in his first season with the Bears. Returned 13 kickoffs for 231 yards and a long of 27, caught two passes for 27 yards, recovered three fumbles and logged 12 special teams tackles.

- Against Detroit (10/22), returned one kick for 27 yards.
- Against Minnesota (11/25), caught one pass for nine yards and returned three kicks for 65 yards.
- Against Seattle (12/2), made one 18-yard reception and recovered one fumble. Also returned three kicks for 65 yards and a long of 22.
- At Minnesota (12/9), returned four kicks for 59 yards.

2011 (16/2, 1/0 - Atlanta): Appeared in all 16 games and made two starts as a reserve wide receiver. Caught 11 passes for 90 yards, returned 32 punts for a career-high 315 yards, brought back 24 kicks for 563 yards and posted 12 special teams tackles.

- Against Philadelphia (9/18), logged 78 kick return yards on three attempts with a long of 36. Also recorded one 19-yard punt return.
- At Detroit (10/23), tallied 62 punt return yards on four attempts and 82 kick return yards on three attempts.
- Against New Orleans (11/13), posted three receptions for 25 yards and returned two kicks for 41 yards.
- Against Minnesota (11/27), racked up 54 punt return yards on two attempts and 52 kick return yards on two attempts.
- At New Orleans (12/26), caught three passes for 33 yards and returned one kick for 27 yards.
- In Atlanta's Wild Card loss at New York Giants (1/8/12), tallied 83 kick return yards on four attempts.

2010 (16/4, 1/0 - Atlanta): Elected to the Pro Bowl after posting a career-high kickoff return average of 27.5 yards, which ranked third in the NFL. Also added one kick return touchdown and one punt return touchdown during his Pro Bowl season. Competed in all 16 games with four starts at wide receiver and return specialist. Totaled six receptions for 61 yards, 40 kickoff returns for 1,100 yards with a career-high long of 102 and one touchdown, as well as 18 punt returns for 230 yards and one touchdown. Posted a career-high 16 special teams tackles. Named to the Pro Football Writer's All-NFL Team and was the NFC Special Teams Player of the Month for December.

- At Pittsburgh (9/12), notched four receptions for 36 yards, returned two punts for 20 yards and one kick for 19 yards.
- At San Francisco (10/3), returned two punts for 32 yards and three kicks for 77 yards.
- Against Cincinnati (10/24), posted a career-high 168 kick return yards on six attempts.
- At Tampa Bay (12/5), set a franchise record with a 102-yard kickoff return for a touchdown. Finished the day with 163 kickoff return yards on four attempts, one punt return for 10 yards and one touchdown.
- At Carolina (12/12), started at wide receiver and contributed as a return specialist where he returned a 55-yard punt for a touchdown. Also posted one reception for seven yards and returned one kick for 20 yards. Completed the contest with 75 punt return yards on three attempts.
- Against Green Bay (1/15/11) in the Divisional Playoff game, handled kickoff return duties and tied his season-high kick return long with a 102-yard return for a touchdown. Finished the day with 195 return yards on six kicks and one touchdown.

2009 (16/0 - Atlanta): Saw action in all 16 games at receiver and return specialist. Posted a career-high 1,214 kickoff return yards, which ranked eighth in the NFL and fourth in the NFC, on a career-high 48 attempts. Also added 270 punt return yards on 27 punts, 10 special teams tackles, 53 yards on eight carries and six receptions for 50 yards.

- At New England (9/27), returned five kicks for 139 yards and a long of 41. Averaged 27.8 yards per return.

- Against Chicago (10/18), tallied 117 kick return yards on three attempts. Added one punt return for 20 yards.

• At Dallas (10/25), caught two passes for 33 yards, including a 30-yard touchdown pass. Added two punt returns for nine yards and three kick returns for 78 yards.

- At New Orleans (11/2), posted 132 kick return yards on five kicks.
- Against Philadelphia (12/6), racked up 157 kick return yards on six attempts and returned two punts for 20 yards.
- Against New Orleans (12/13), rushed for 19 yards on two carries and caught one pass for three yards. Also returned one kickoff for 37 yards.
- Against Buffalo (12/27), rushed for 17 yards on two attempts. Returned five punts for 64 yards and two kicks for 52 yards.

2008 (6/0, 1/0 - Atlanta): Appeared in six games on the season. Posted three special teams tackles, one 19-yard kick return and one reception for four yards.

- Against Carolina (11/23), caught one pass for four yards.
- At San Diego (11/30), returned one kick for 19 yards.
- At Arizona (1/3/09) in the Falcons' Wild Card loss, saw action but did not record a statistic.

2007 (1/0 - Atlanta): Signed with the Falcons as an undrafted rookie free agent and spent most of the season on the practice squad before being signed to the active roster on Dec. 30. Against Seattle (12/30), made his NFL debut in Week 17 on offense but did not record a statistic.

COLLEGE:

• Appeared in 44 games over his four-year career as a wide receiver and return specialist at Bethune-Cookman. Totaled 185 catches for 2,587 yards and 20 touchdowns, and gained 1,504 rushing yards on 205 carries with 23 rushing touchdowns. Weems also returned 19 punts for 331 yards and one touchdown with an average of 17.4, and brought back three kicks for nine yards. He averaged 100.7 career all-purpose yards per game and notched seven career tackles.

• As a senior (2006), appeared in 11 games with 11 starts. Totaled career highs in receptions with 69, receiving yards with 918 and touchdowns with nine. Added 145 rushing yards on 27 attempts, two kick returns for 14 yards and 19 punt returns for 331 yards and one touchdown.

• Tallied the sixth-most touchdowns scored in a single season in MEAC history with 10.

• As a junior (2005), played in 11 contests and made 10 starts. Caught 37 passes for 417 yards and three touchdowns, and posted 594 rushing yards on 82 attempts with 11 touchdowns. Totaled 1,011 all-purpose yards on the year.

• As a sophomore (2004), saw action in 10 games. Notched team-highs in receptions with 35 and receiving yards with 539 and scored two touchdowns. Also posted a team-high 541 rushing yards on 55 attempts with eight touchdowns.

• As a freshman (2003), appeared in 12 games and logged team-highs in receptions with 44, yards with 713 and receiving touchdowns with six. Rushed for 224 yards on 41 carries and four touchdowns.

PERSONAL:

• Attended Seabreeze (Ormond Beach, Fla.) High School, where he was named an all-state and all-area athlete. Recorded 97 tackles, two sacks and team MVP honors as a defensive back his senior year.

• Played basketball in high school where he averaged 23.5 points per game and earned all-area honors.

• Follow Weems on Instagram @yougongethiswork.

• Follow Weems on Twitter @EricWeems.

• Born Eric Weems on July 4, 1985 in Ormond Beach, Fla.

ERIC WEEMS' GAME-BY-GAME

2007 Atlanta Falcons										PUNT RETURNS					KICKOFF RETURNS				
Date	Opp	W-L	GP / GS	No	FC	Yds	Avg	Lg	TD	No	Yds	Avg	Lg	TD					
Sept 9	@ Min	L	PS																
Sept 16	@ Jax	L	PS																
Sept 23	Car	L	PS																
Sept 30	Hou	W	PS																
Oct 7	@ Ten	L	PS																
Oct 15	NYG	L	PS																
Oct 21	@ NO	L	PS																
Nov 4	SF	W	PS																
Nov 11	@ Car	W	PS																
Nov 18	TB	L	PS																
Nov 22	Ind	L	PS																
Dec 2	@ StL	L	PS																
Dec 10	NO	L	PS																
Dec 16	@ TB	L	PS																
Dec 23	@ Ari	L	PS																
Dec 30	Sea	W	p	0	0	0	-	-	0	0	0	-	0	0					
Totals	4-12		1/0	0	0	0	-	-	0	0	0	-	0	0					
2008 Atlanta Falcons										PUNT RETURNS					KICKOFF RETURNS				
Date	Opp	W-L	GP / GS	No	FC	Yds	Avg	Lg	TD	No	Yds	Avg	Lg	TD					
Sept 7	Det	W	PS																
Sept 14	@ TB	L	PS																
Sept 21	KC	W	PS																
Sept 28	@ Car	L	PS																
Oct 5	@ GB	W	PS																
Oct 12	Chi	W	PS																
Oct 26	@ Phi	L	PS																
Nov 2	@ Oak	W	PS																
Nov 9	NO	W	PS																
Nov 16	Den	L	PS																
Nov 23	Car	W	p	0	0	0	-	-	0	0	0	-	-	0					
Nov 30	@ SD	W	p	0	0	0	-	-	0	1	19	19.0	19	0					
Dec 7	@ NO	L	p	0	0	0	-	-	0	0	0	-	-	0					
Dec 14	TB	W	p	0	0	0	-	-	0	0	0	-	-	0					
Dec 21	@ Min	W	p	0	0	0	-	-	0	0	0	-	-	0					
Dec 28	StL	W	p	0	0	0	-	-	0	0	0	-	-	0					
Totals	11-5		6/0	0	0	0	0.0	0	0	1	19	19.0	0	0					
Postseason																			
Jan 3	@ Ari	L	p	0	0	0	-	-	0	0	0	-	-	0					
Totals	0-1		1/0	0	0	0	-	-	0	0	0	-	-	0					
2009 Atlanta Falcons										PUNT RETURNS					KICKOFF RETURNS				
Date	Opp	W-L	GP / GS	No	FC	Yds	Avg	Lg	TD	No	Yds	Avg	Lg	TD					
Sept 13	Mia	W	p	3	1	31	10.3	18	0	1	14	14.0	14	0					
Sept 20	Car	W	p	0	0	0	-	-	0	2	63	31.5	41	0					
Sept 27	@ NE	L	p	0	1	0	-	-	0	5	139	27.8	34	0					
Oct 11	@ SF	W	p	4	0	18	4.5	10	0	2	39	19.5	20	0					
Oct 18	Chi	W	p	1	2	20	20.0	20	0	3	117	39.0	62	0					
Oct 25	@ Dal	L	p	2	1	9	4.5	10	0	3	78	26.0	29	0					
Nov 2	@ NO	L	p	1	1	9	9.0	9	0	5	132	26.4	33	0					
Nov 8	Was	W	p	2	0	12	6.0	10	0	4	99	24.8	38	0					
Nov 15	@ Car	L	p	2	1	37	18.5	24	0	1	28	28.0	28	0					
Nov 22	@ NYG	L	p	2	1	24	12.0	17	0	4	93	23.3	30	0					
Nov 29	TB	W	p	1	1	18	18.0	18	0	4	76	19.0	31	0					
Dec 6	Phi	L	p	2	0	20	10.0	14	0	6	157	26.2	29	0					
Dec 13	NO	L	p	0	1	0	-	-	0	1	37	37.0	37	0					
Dec 20	@ NYJ	W	p	1	2	8	8.0	8	0	2	26	13.0	20	0					
Dec 27	Buf	W	p	5	0	64	12.8	28	0	2	52	26.0	32	0					
Jan 3	@ TB	W	p	1	2	0	0.0	0	0	3	64	21.3	24	0					
Totals	9-7		16/0	27	14	270	10.0	28	0	48	1214	25.3	62	0					
2010 Atlanta Falcons										PUNT RETURNS					KICKOFF RETURNS				
Date	Opp	W-L	GP / GS	No	FC	Yds	Avg	Lg	TD	No	Yds	Avg	Lg	TD					
Sept 12	@ Pit	L	p	2	3	20	10.0	14	0	1	19	19.0	19	0					
Sept 19	Ari	W	s	1	2	17	17.0	17	0	1	30	30.0	30	0					
Sept 26	@ NO	W	p	0	0	0	-	-	0	3	76	25.3	35	0					
Oct 3	SF	W	p	2	2	32	16.0	19	0	3	77	25.7	30	0					
Oct 10	@ Cle	W	s	1	0	8	8.0	8	0	3	66	22.0	32	0					
Oct 17	@ Phi	L	p	1	0	18	18.0	18	0	3	70	23.3	29	0					
Totals	4-6		10/0	6	5	78	13.0	18	0	15	407	27.1	34	0					
2011 Atlanta Falcons										PUNT RETURNS					KICKOFF RETURNS				
Date	Opp	W-L	GP / GS	No	FC	Yds	Avg	Lg	TD	No	Yds	Avg	Lg	TD					
Sept 11	@ Chi	L	p	3	1	10	3.3	8	0	2	33	16.5	20	0					
Sept 18	Phi	W	p	1	1	19	19.0	19	0	3	78	26.0	36	0					
Sept 25	@ TB	L	p	2	1	16	8.0	13	0	3	58	19.3	25	0					
Oct 2	@ Sea	W	p	2	1	24	12.0	13	0	1	19	19.0	19	0					
Oct 9	GB	L	p	1	1	3	3.0	3	0	1	28	28.0	28	0					
Oct 16	Car	W	p	1	1	8	8.0	8	0	1	22	22.0	22	0					
Oct 23	@ Det	W	p	4	1	62	15.5	37	0	3	82	27.3	37	0					
Nov 6	@ Ind	W	p	3	2	19	6.3	11	0	0	0	-	-	0					
Nov 13	NO	L	p	0	1	0	-	-	0	2	41	20.5	25	0					
Nov 20	Ten	W	s	2	2	27	13.5	16	0	0	0	-	-	0					
Nov 27	Min	W	p	4	2	54	13.5	42	0	2	52	26.0	26	0					
Dec 4	@ Hou	L	p	2	0	22	11.0	11	0	2	47	23.5	30	0					
Dec 11	@ Car	W	p	2	1	14	7.0	12	0	1	23	23.0	23	0					
Dec 15	Jax	W	p	4	2	28	7.0	10	0	2	53	26.5	29	0					
Dec 26	@ NO	L	s	0	1	0	-	-	0	1	27	27.0	27	0					
Jan 1	TB	W	p	1	1	9	9.0	9	0	0	0	-	-	0					
Totals	10-6		16/2	32	19	315	9.8	42	0	24	563	23.5	37	0					
Postseason																			
Jan 8	@ NYG	L	p	0	0	0	-	-	0	4	83	20.8	27	0					
Totals	0-1		1/0	0	0	0	-	-	0	4	83	20.8	27	0					
2012 Chicago Bears										PUNT RETURNS					KICKOFF RETURNS				
Date	Opp	W-L	GP / GS	No	FC	Yds	Avg	Lg	TD	No	Yds	Avg	Lg	TD					
Sept 9	Ind	W	p	0	0	0	-	-	0	0	0	-	-	0					
Sept 13	@ GB	L	p	0	0	0	-	-	0	0	0	-	-	0					
Sept 23	StL	W	p	0	0	0	-	-	0	0	0	-	-	0					
Oct 1	@ Dal	W	p	0	0	0	-	-	0	0	0	-	-	0					
Oct 7	@ Jax	W	p	0	0	0	-	-	0	0	0	-	-	0					
Oct 22	Det	W	p	0	1	0	-	-	0	1	27	27.0	27	0					
Oct 28	Car	W	p	0	0	0	-	-	0	1	3	3.0	3	0					
Nov 4	@ Ten	W	p	0	0	0	-	-	0	0	0	-	-	0					
Nov 11	Hou	L	p	0	0	0	-	-	0	0	0	-	-	0					
Nov 19	@ SF	L	p	0	0	0	-	-	0	0	0	-	-	0					
Nov 25	Min	W	p	0	0	0	-	-	0	3	65	21.7	27	0					
Dec 2	Sea	L	p	1	0	0	0.0	0	0	3	65	21.7	22	0					
Dec 9	@ Min	L	s	0	0	0	-	-	0	4	59	14.8	18	0					
Dec 16	GB	L	p	0	0	0	-	-	0	0	0	-	-	0					
Dec 23	@ Ari	W	p	0	0	0	-	-	0	1	12	12.0	12	0					
Dec 30	@ Det	W	p	0	0	0	-	-	0	0	0	-	-	0					
Totals	10-6		16/1	1	1	0	0.0	0	0	13	231	17.8	27	0					
2013 Chicago Bears										PUNT RETURNS					KICKOFF RETURNS				
Date	Opp	W-L	GP / GS	No	FC	Yds	Avg	Lg	TD	No	Yds	Avg	Lg	TD					
Sept 8	Cin	W	p	0	0	0	-	-	0	0	0	-	-	0					
Sept 15	Min	W	p	0	0	0	-	-	0	0	0	-	-	0					
Sept 22	@ Pit	W	p	0	0	0	-	-	0	1	15	15.0	15	0					
Sept 29	@ Det	L	p	0	0	0	-	-	0	0	0	-	-	0					
Oct 6	NO	L	p	0	0	0	-	-	0	0	0	-	-	0					
Oct 10	NYG	W	p	0	0	0	-	-	0	0	0	-	-	0					
Oct 20	@ Was	L	p	0	1	0	-	-	0	2	23	11.5	13	0					
Nov 4	@ GB	W	p	0	0	0	-	-	0	0	0	-	-	0					
Nov 10	Det	L	p	0	0	0	-	-	0	0	0	-	-	0					
Nov 17	Bal	W	p	0	0	0	-	-	0	0	0	-	-	0					
Nov 24	@ StL	L	p	0	0	0	-	-	0	0	0	-	-	0					
Totals	4-8		10/0	0	1	0	-	-	0	1	15	15.0	15	0					

ERIC WEEMS' GAME-BY-GAME

Date	Opp	W-L	GP / GS	No	FC	Yds	Avg	Lg	TD
Dec 1	@ Min	L	p	0	0	0	-	-	0
Dec 9	Dal	W	p	0	0	0	-	-	0
Dec 15	@ Cle	W	p	0	0	0	-	-	0
Dec 22	@ Phi	L	p	0	0	0	-	-	0
Dec 29	GB	L	p	0	0	0	-	-	0
Totals	8-8	16/0	0	1	0	-	-	0	0

2014 Atlanta Falcons			PUNT RETURNS							KICKOFF RETURNS				
Date	Opp	W-L	GP / GS	No	FC	Yds	Avg	Lg	TD	No	Yds	Avg	Lg	TD
Sept 7	NO	W	p	0	0	0	-	-	0	0	0	-	-	0
Sept 14	@ Cin	L	p	0	0	0	-	-	0	0	0	-	-	0
Sept 18	TB	W	p	0	0	0	-	-	0	0	0	-	-	0
Sept 28	@ Min	L	p	0	0	0	-	-	0	0	0	-	-	0
Oct 5	@ NYG	L	p	0	0	0	-	-	0	0	0	-	-	0
Oct 12	Chi	L	p	0	0	0	-	-	0	0	0	-	-	0
Oct 19	@ Bal	L	p	0	0	0	-	-	0	0	0	-	-	0
Oct 26	Det	L	p	0	0	0	-	-	0	0	0	-	-	0
Nov 9	@ TB	W	p	0	0	0	-	-	0	0	0	-	-	0
Nov 16	@ Car	W	p	0	0	0	-	-	0	0	0	-	-	0
Nov 23	Cle	L	p	0	0	0	-	-	0	0	0	-	-	0
Nov 30	Ari	W	p	0	0	0	-	-	0	0	0	-	-	0
Dec 8	@ GB	L	p	0	0	0	-	-	0	2	34	17.0	17	0
Dec 14	Pit	L	p	0	0	0	-	-	0	0	0	-	-	0
Dec 21	@ NO	W	p	0	0	0	-	-	0	0	0	-	-	0
Dec 28	Car	L	p	0	0	0	-	-	0	0	0	-	-	0
Totals	6-10	16/0	0	0	0	-	-	0	0	2	34	17.0	17	0

2015 Atlanta Falcons			PUNT RETURNS							KICKOFF RETURNS				
Date	Opp	W-L	GP / GS	No	FC	Yds	Avg	Lg	TD	No	Yds	Avg	Lg	TD
Sept 14	Phi	W	p	2	1	18	9.0	9	0	3	59	19.7	26	0
Sept 20	@ NYG	W	p	1	2	10	10.0	10	0	1	21	21.0	21	0
Sept 27	@ Dal	W	p	0	4	0	-	-	0	1	23	23.0	23	0
Oct 4	Hou	W	p	2	1	29	14.5	18	0	1	29	29.0	29	0
Oct 11	Was	W	p	2	1	14	7.0	8	0	0	0	-	-	0
Oct 15	@ NO	L	p	2	0	21	10.5	11	0	0	0	-	-	0
Oct 25	@ Ten	W	p	1	3	12	12.0	12	0	1	28	28.0	28	0
Nov 1	TB	L	p	2	1	23	11.5	24	0	2	58	29.0	31	0
Nov 8	@ SF	L	p	4	1	76	19.0	41	0	4	115	28.8	50	0
Nov 22	Ind	L	p	1	2	1	1.0	1	0	1	26	26.0	26	0
Nov 29	Min	L	p	2	0	17	8.5	10	0	1	44	44.0	44	0
Dec 6	@ TB	L	p	0	0	0	-	-	0	0	0	-	-	0
Dec 13	@ Car	L	p	0	0	0	-	-	0	0	0	-	-	0
Dec 20	@ Jax	W	p	0	0	0	-	-	0	0	0	-	-	0
Dec 27	Car	W	p	0	0	0	-	-	0	0	0	-	-	0
Jan 3	NO	L	p	0	0	0	-	-	0	0	0	-	-	0
Totals	8-8	16/0	19	16	221	11.6	41	0	0	15	403	26.9	50	0

2016 Atlanta Falcons			PUNT RETURNS							KICKOFF RETURNS				
Date	Opp	W-L	GP / GS	No	FC	Yds	Avg	Lg	TD	No	Yds	Avg	Lg	TD
Sept 11	TB	L	p	2	3	22	11.0	13	0	3	85	28.3	34	0
Sept 18	@ Oak	W	p	2	1	73	36.5	73	0	0	0	-	-	0
Sept 26	@ NO	W	p	0	0	0	-	-	0	2	54	27.0	42	0
Oct 2	Car	W	p	3	0	25	8.3	18	0	1	0	0.0	0	0
Oct 9	@ Den	W	p	1	3	7	7.0	7	0	1	17	17.0	17	0
Oct 16	@ Sea	L	p	1	2	11	11.0	11	0	2	46	23.0	28	0
Oct 23	SD	L	p	1	1	0	0.0	0	0	0	0	-	-	0
Oct 30	GB	W	p	2	0	28	14.0	18	0	1	21	21.0	21	0
Nov 3	@ TB	W	p	2	1	1	0.5	1	0	2	54	27.0	29	0
Nov 13	@ Phi	L	p	1	0	9	9.0	9	0	3	74	24.7	28	0
Nov 27	Ari	W	p	2	1	6	3.0	5	0	1	23	23.0	23	0
Dec 4	KC	L	p	1	0	-1	-1.0	-1	0	1	17	17.0	17	0
Dec 11	@ LA	W	p	0	4	0	-	-	0	0	0	-	-	0
Dec 18	SF	W	p	2	4	42	21.0	42	0	0	0	-	-	0
Dec 24	@ Car	W	p	1	1	11	11.0	11	0	0	0	-	-	0
Jan 1	NO	W	p	3	0	39	13.0	16	0	0	0	-	-	0
Totals	11-5	16/0	24	21	273	11.4	73	0	0	17	391	23.0	42	0
Postseason														
Jan 14	Sea	W	p	1	0	10	10.0	10	0	1	18	18.0	18	0
Jan 22	GB	W	p	1	1	14	14.0	14	0	1	23	23.0	23	0
Feb 5	NE	L	p	1	2	0	0.0	0	0	2	25	12.5	14	0
Totals	2-1	3/0	3	3	24	8.0	14	0	0	4	66	16.5	23	0

2017 Tennessee Titans			PUNT RETURNS							KICKOFF RETURNS				
Date	Opp	W-L	GP / GS	No	FC	Yds	Avg	Lg	TD	No	Yds	Avg	Lg	TD
Sept 10	Oak	L	p	0	0	0	-	-	0	0	0	-	-	0
Sept 17	@ Jax	W	p	0	0	0	-	-	0	1	0	0.0	0	0
Sept 24	Sea	W	p	0	0	0	-	-	0	0	0	-	-	0
Oct 1	@ Hou	L	p	0	0	0	-	-	0	0	0	-	-	0
Oct 8	@ Mia	L	p	0	0	0	-	-	0	1	18	18.0	18	0
Oct 16	Ind	W	p	2	0	15	7.5	13	0	0	0	-	-	0
Oct 22	@ Cle	W	p	0	0	0	-	-	0	0	0	-	-	0
Nov 5	Bal	W	p	0	0	0	-	-	0	0	0	-	-	0
Nov 12	Cin	W	p	0	0	0	-	-	0	0	0	-	-	0
Nov 16	@ Pit	L	p	0	0	0	-	-	0	0	0	-	-	0
Nov 26	@ Ind													
Dec 3	Hou													
Dec 10	@ Ari													
Dec 17	@ SF													
Dec 24	LAR													
Dec 31	Jax													
Totals	6-4	10/0	2	0	15	7.5	13	0	0	2	18	9.0	18	0

ERIC WEEMS' NFL STATISTICS

REGULAR SEASON		RECEIVING						RUSHING					
Year	Team	GP	GS	No	Yds	Avg	Lg	TD	Att	Yds	Avg	Lg	TD
2007	Atlanta	1	0	0	0	0.0	0	0	0	0	0.0	0	0
2008	Atlanta	6	0	1	4	4.0	4	0	0	0	0.0	0	0
2009	Atlanta	16	0	6	50	8.3	30t	2	8	53	6.6	31	0
2010	Atlanta	16	4	6	61	10.2	18	0	0	0	0.0	0	0
2011	Atlanta	16	2	11	90	8.2	18	0	0	0	0.0	0	0
2012	Chicago	16	1	2	27	13.5	18	0	0	0	0.0	0	0
2013	Chicago	16	0	1	8	8.0	8	0	0	0	0.0	0	0
2014	Atlanta	16	0	10	102	10.2	40	2	0	0	0.0	0	0
2015	Atlanta	16	0	1	11	11.0	11	0	1	4	4.0	4	0
2016	Atlanta	16	0	0	0	0.0	0	0	0	0	0.0	0	0
2017	Tennessee	10	0	1	5	5.0	5	0	0	0	0.0	0	0
NFL Totals		145	7	39	358	9.2	40	4	9	57	6.3	31	0

REGULAR SEASON		PUNT RETURNS						KICKOFF RETURNS					
Year	Team	No	FC	Yds	Avg	Lg	TD	No	Yds	Avg	Lg	TD	
2007	Atlanta	0	0	0	-	-	0	0	0	-	-	0	
2008	Atlanta	0	0	0	-	-	0	1	19	19.0	19	0	
2009	Atlanta	27	14	270	10.0	28	0	48	1,214	25.3	62	0	
2010	Atlanta	18	19	230	12.8	55t	1	40	1,100	27.5	102t	1	
2011	Atlanta	32	19	315	9.8	42	0	24	563	23.5	37	0	
2012	Chicago	1	1	0	0.0	0	0	13	231	17.8	27	0	
2013	Chicago	0	1	0	0.0	0	0	5	57	11.4	19	0	
2014	Atlanta	0	0	0	-	-	0	2	34	17.0	17	0	
2015	Atlanta	19	16	221	11.6	41	0	15	403	26.9	50	0	
2016	Atlanta	24	21	273	11.4	73	0	17	391	23.0	42	0	
2017	Tennessee	2	0	15	7.5	13	0	2	18	9.0	18	0	
NFL Totals		123	91	1,324	10.8	73	1	167	4,030	24.1	102t	1	

POSTSEASON		PUNT RETURNS						KICKOFF RETURNS					
Year	Team	No	FC	Yds	Avg	Lg	TD	No	Yds	Avg	Lg	TD	
2008	Atlanta	0	0	0	-	-	0	0	0	0.0	-	0	
2010	Atlanta	0	0	0	-	-	0	6	195	32.5	102t	1	
2011	Atlanta	0	0	0	-	-	0	4	83	20.8	27	0	
2016	Atlanta	3	3	24	8.0	14	0	4	66	16.5	23	0	
NFL Totals		3	3	24	8.0	14	0	14	344	24.6	102t	1	

Single-Game Highs

Receptions - 4 (Twice, last vs. Tampa Bay 9/18/14)
 Receiving Yards - 69 vs. Tampa Bay (9/18/14)
 Long Reception - 40 vs. Tampa Bay (9/18/14)
 Punt Returns - 5 vs. Buffalo (12/27/09)
 Punt Return Yards - 76 at San Francisco (11/8/15)
 Punt Return Long - 73 at Oakland (9/18/16)
 Punt Return Touchdown - 1 vs. Carolina (1/2/11)
 Kickoff Returns - 6 (Twice, last vs. Cincinnati 10/24/10)
 Kickoff Return Yards - 168 vs. Cincinnati (10/24/10)
 Kickoff Return Long - 102t at Tampa Bay (12/5/10)
 Kickoff Touchdown - 1 at Tampa Bay (12/5/10)

Fumbles Recovered - 1 (Six times, last at Baltimore 10/19/14)

Playoff Single-Game Highs

Punt Returns - 1 (Three times, last vs. New England 2/5/17)
 Punt Return Yards - 14 vs. Green Bay (1/22/17)
 Punt Return Long - 14 vs. Green Bay (1/22/17)
 Kickoff Returns - 6 vs. Green Bay (1/22/17)
 Kickoff Return Yards - 195 vs. Green Bay (1/22/17)
 Kickoff Return Long - 102t vs. Green Bay (1/22/17)
 Kickoff Touchdown - 1 vs. Green Bay (1/22/17)

Additional Statistics

Special Teams Tackles - **7 (2017)**, 15 (2016), 8 (2015), 13 (2014), 13 (2013), 12 (2012), 12 (2011), 16 (2010), 10 (2009), 3 (2008)
 Fumbles Forced - 1 (Twice, last at New York Giants 10/5/14)



96 SYLVESTER WILLIAMS

NOSE TACKLE • 6'2" • 313 LBS • COLLEGE: NORTH CAROLINA
ACQUIRED: UNRESTRICTED FREE AGENT (DENVER) - 2017
NFL EXPERIENCE (NFL/TITANS): 5/1 • HOMETOWN: JEFFERSON CITY, MO.
GAMES PLAYED/GAMES STARTED: 69/53 (PLAYOFFS: 7/6)



Super Bowl: 2015

PRO: Early in the 2017 NFL's unrestricted free agency period, the Titans reached a deal to bring former Denver Broncos nose tackle Sylvester Williams to Tennessee. The University of North Carolina product was originally drafted by the Broncos in the first round of the 2013 NFL Draft. The massive 6-foot-2-inch, 313-pound lineman provides stability and a run-stuffing presence in the middle of the Titans defensive line. He appeared in 60 games (48 starts) in four seasons in Denver and was a key member of the Super Bowl 50 Championship squad. A permanent starter from 2014-16, Williams helped the Broncos defense rank eighth in the NFL in rushing yards allowed during that time, surrendering only 97.9 yards per game on the ground.

CAREER HIGHLIGHTS:

- During his first four NFL seasons in Denver, Williams played in 60 games in the regular season and seven postseason contests. His regular season totals with the Broncos included 64 tackles, 4.5 sacks, one pass defended, one forced fumble and one blocked field goal.
- In 2015, Williams helped the Broncos defense finish first overall in the NFL (283.1 yards per game) en route to winning Super Bowl 50.
- In 2014, Williams helped the Broncos defense finish second against the run and set a franchise record for opponents' average rushing yards per game (79.8).

TITANS TIDBITS:

- After high school, Williams, who only played one season of football in high school, worked the night shift at Modine Manufacturing Company in Jefferson City, Mo., making radiator parts for large trucks before enrolling in college.

CAREER TRANSACTIONS:

- The Jefferson City, Mo., native was originally selected by the Denver Broncos in the first round (28th overall) of the 2013 NFL Draft.
- Signed by the Titans as an unrestricted free agent on March 14, 2017.

SEASON RECAPS:

2017 (9/5 - Tennessee):

- Against Oakland (9/10), started at nose tackle in his Titans debut and posted two tackles.
- At Jacksonville (9/17), started at nose tackle and collected a tackle.
- Against Seattle (9/24), played as a reserve at nose tackle.
- At Houston (10/1), started at nose tackle and tallied three tackles. Stuffed D'Onta Foreman for no gain on a rush off right tackle in the final stanza. Stonewalled Alfred Blue for a one-yard loss on a rush off right end in the fourth quarter.
- At Miami (10/8), played as a reserve at nose tackle.
- Against Indianapolis (10/16), was inactive.
- At Cleveland (10/22), started at nose tackle and posted a tackle.
- Against Baltimore (11/5), started at nose tackle and collected a tackle.
- Against Cincinnati (11/12), saw action as a reserve at nose tackle and recorded a tackle for loss. Stuffed Joe Mixon for a four-yard loss on a rush off right tackle in the second quarter.
- At Pittsburgh (11/16), played as a reserve at nose tackle and notched two tackles.

2016 (16/16 - Denver): Started all 16 games for the first time in his career, totaling a career-high 29 tackles, one sack and one pass defended.

- At Tampa Bay (10/2), notched two solo tackles and one sack, dropping Jameis Winston for a seven-yard loss.

- At San Diego (10/13), posted three tackles.
- Against Houston (10/24), notched three tackles.
- At Oakland (11/6), matched his career high with five tackles.
- At New Orleans (11/13), tallied three solo tackles.
- Against Kansas City (11/27), recorded one solo tackle and one pass defended.

2015 (15/15, 3/3 - Denver): Opened all 15 regular season games played, finishing with a then-career-best 25 tackles and a career-high 2.5 sacks for the league's top-ranked defense (283.1 yards per game). Tallied a pair of tackles and one pass defended in Denver's three postseason contests.

- At Detroit (9/27), posted three tackles and one sack.
- Against Minnesota (10/4), notched a half sack and four tackles.
- At Oakland (10/11), blocked a 38-yard field goal attempt and added a tackle.
- Against Carolina (2/7), posted two tackles and a pass defended in Denver's Super Bowl 50 victory against the Panthers.

2014 (16/13, 1/0 - Denver): Played all 16 games in the regular season, including 13 starts. He totaled 21 tackles and one pass defended while contributing to a defensive line that allowed just 79.8 rushing yards per game—the lowest single-season figure in team history and second-best mark in the NFL in 2014.

- At Seattle (9/21), recorded a season-high four tackles.

2013 (13/4, 3/3 - Denver): Appeared in 13 games with four starts as a rookie, totaling 19 tackles, two sacks, five tackles for loss and one fumble recovery. Contributed two tackles on special teams. Started all three playoff games and totaled three postseason tackles.

- Against Baltimore (9/5), recorded one solo tackle for loss in his NFL debut.
- Against Tennessee (12/8), recorded his first career NFL start.
- Against San Diego (12/12), registered his first career sack and tallied a career-best five tackles.
- At Houston (12/22), led the defense with three tackles for loss.
- At Oakland (12/29), recorded his first career fumble recovery.
- Against Seattle (2/2/14), started and posted two tackles in Super Bowl XLVIII.

COLLEGE:

- Started all 45 games played during his collegiate career at the University of North Carolina (2011-12) and Coffeyville Community College (2009-10), totaling 184 tackles (84 solo), 15.5 sacks, one interception, five passes defended, two forced fumbles and four blocked kicks.
- Named a first-team All-America and All-Atlantic Coast Conference selection following his senior campaign for the Tar Heels in which his six sacks tied for the league lead among defensive tackles.
- Started all 13 games in his first season at North Carolina in 2011 and was the recipient of the team's Jeffrey Cowell Memorial Award given to the outstanding first-year player for the defense.
- Opened all 20 contests at Coffeyville C.C., working his way up from a walk-on in 2009 to a first-team All-Kansas Jayhawk Community College Conference pick in 2010.
- Graduated from North Carolina with a degree in communications.

PERSONAL:

- Played just one season of prep football at Jefferson City (Mo.) High School, making the team as a 310-pound senior and helping the school

SYLVESTER WILLIAMS' NFL STATISTICS

REGULAR SEASON				TACKLES							INTERCEPTIONS					FUMBLES			
Year	Team	GP	GS	Tot	Solo	Asst	Sk	Yds	QBP	TFL	No	Yds	Lg	TD	PD	FF	FR	Yds	SpT
2013	Denver	13	4	19	12	7	2.0	8.0	NA	5	0	0	-	0	0	0	1	0	2
2014	Denver	16	13	21	17	4	0.0	0.0	NA	0	0	0	-	0	1	0	0	0	0
2015	Denver	15	15	25	18	7	2.5	6.0	NA	0	0	0	-	0	0	0	0	0	0
2016	Denver	16	16	29	20	9	1.0	7.0	NA	0	0	0	-	0	1	0	0	0	0
2017	Tennessee	9	5	11	6	5	0.0	0.0	0	1	0	0	0	0	0	0	0	0	0
NFL Totals		69	53	105	73	32	5.5	21.0	0	6	0	0	0	0	2	0	1	0	2

PLAYOFFS				TACKLES							INTERCEPTIONS					FUMBLES			
Year	Team	GP	GS	Tot	Solo	Asst	Sk	Yds	QBP	TFL	No	Yds	Lg	TD	PD	FF	FR	Yds	SpT
2013	Denver	3	3	3	2	1	0.0	0.0	NA	0	0	0	-	0	0	0	0	0	0
2014	Denver	1	0	1	1	0	0.0	0.0	NA	0	0	0	-	0	0	0	0	0	0
2015	Denver	3	3	2	1	1	0.0	0.0	NA	0	0	0	-	0	1	0	0	0	0
NFL Totals		7	6	6	4	2	0.0	0.0	NA	0	0	0	-	0	1	0	0	0	0

Single-Game Highs

Tackles - 5 (Three times, last at Oakland, 11/6/16)

Sacks - 1 (Five times, last at Tampa Bay, 10/2/16)

Fumble Recovery - 1 at Oakland (12/29/13)

Passes Defensed - 1 (Twice, last vs. Kansas City, 11/27/16)


Playoff Single-Game Highs

Tackles - 2 (Twice, last vs. Carolina, 2/7/16)

Passes Defensed - 1 vs. Carolina (2/7/16)

Additional Statistics

Blocked Field Goals - 1 at Oakland, 10/11/15



54 AVERY WILLIAMSON

LINEBACKER • 6'1" • 246 LBS • COLLEGE: KENTUCKY
ACQUIRED: 5TH ROUND - 2014 • NFL EXPERIENCE (NFL/TITANS): 4/4
HOMETOWN: MILAN, TENN.
GAMES PLAYED/GAMES STARTED: 57/53 (PLAYOFFS: 0/0)



PRO: The Titans used their fifth-round pick in the 2014 NFL Draft on Kentucky linebacker Avery Williamson. The 6-foot-1-inch, 246-pound defender entered the NFL with a reputation as an aggressive, downhill, sure-tackling inside linebacker. In 2016, Williamson led the team with 149 tackles and became the first player in the Titans era to start his career with back-to-back-to-back 100-tackle seasons. He had one of the most productive seasons of any Titans defensive rookie in recent memory in 2014. Even though he did not record his first start until Week 5, he produced 107 tackles to rank third on the team and record the highest tackle total by a rookie in the "Titans era" (1999–present).

CAREER HIGHLIGHTS:

- In 2016, Williamson led the team in tackles for the second consecutive season with 149 stops.
- In 2015, Williamson led the team with 137 tackles and ranked third on the squad with nine tackles for loss. He became the first player in the Titans era to start his career with back-to-back 100-tackle seasons.
- As a rookie, Williamson saw action in all 16 games with 12 starts at linebacker and ranked third on the team with 107 tackles. He also tied for third on the squad with three sacks.
- As a senior at Kentucky, Williamson was a team captain and led the squad in tackles for the second consecutive season. His 102 tackles tied for fourth place in the SEC.

TITANS TIDBITS:

- Williamson grew up in the West Tennessee town of Milan, which is approximately a two-hour drive from Nashville. He lists Eddie George, Steve McNair and Jevon Kearse as his favorite Titans as a child.
- During the 2016 offseason, Williamson spent time as an analyst on the set of NFL Network.
- One of Williamson's "bucket list" items is to see the pyramids in Egypt.
- In 2013, he was chosen to represent the Kentucky football program on a one-week educational/service trip in Ethiopia.

CAREER TRANSACTIONS:

- The Milan, Tenn., native was selected by the Titans in the fifth round (151st overall) of the 2014 NFL Draft.

SEASON RECAPS:

2017 (10/10): Ranks second on the team with 78 tackles. Has led or tied for the team lead in tackles three times in 2017 (vs. OAK, at MIA, at CLE). Has tied for the team lead in passes defended once in 2017 (at JAX).

- Against Oakland (9/10), started at linebacker and tied for the team lead with 10 tackles. Stopped DeAndre Washington for no gain on a rush off right tackle in the final stanza.
- At Jacksonville (9/17), started at linebacker and collected nine tackles and a pass defended. Tipped a pass intended for Marqise Lee that was then intercepted by Curtis Riley in the second quarter.
- Against Seattle (9/24), started at linebacker and notched eight tackles.
- At Houston (10/1), started at linebacker and tallied eight tackles and a quarterback pressure.
- At Miami (10/8), started at linebacker and led the team with 10 tackles. Combined with Erik Walden to stuff Jay Ajayi for no gain on a rush off right guard in the third quarter.
- Against Indianapolis (10/16), started at linebacker and recorded six tackles and a forced fumble. Forced a Jack Doyle fumble that was recovered by Wesley Woodyard in the third quarter.
- At Cleveland (10/22), started at linebacker and led the team with 15 tackles, including a stop for loss. Stuffed Isaiah Crowell for a five-yard loss

on a rush off right tackle in the third quarter.

- Against Baltimore (11/5), started at linebacker and collected seven tackles and a quarterback pressure.
- Against Cincinnati (11/12), started at linebacker and recorded a tackle.
- At Pittsburgh (11/16), started at linebacker and notched four tackles.

2016 (16/16): Started all 16 games at linebacker and led the team for the second consecutive season with 149 tackles. Led or tied for the team lead in tackles 13 times in 2016 (vs. MIN, at DET, vs. OAK, at HOU, at MIA, vs. CLE, vs. IND, vs. JAX, at SD, at IND, at CHI, vs. DEN, vs. HOU). Tied for the team lead in sacks twice in 2016 (vs. CLE, vs. JAX).

- Against Minnesota (9/11), started at linebacker and led the team with 10 tackles, including a stop for loss and a quarterback pressure. Teamed with Sean Spence to stuff Adrian Peterson for a two-yard loss on the rush off left tackle in the second quarter.
- At Detroit (9/18), started at linebacker and led the team with 11 tackles before leaving the game early in the fourth quarter with an injury.
- Against Oakland (9/25), started at linebacker and led the team with 13 tackles with an interception and a quarterback pressure. Intercepted a Derek Carr pass that was deflected by Jason McCourty at the Tennessee 26-yard line in the fourth quarter.
- At Houston (10/2), started at linebacker and recorded a team-best 15 tackles, including a stop for loss. Teamed with Karl Klug to stuff Alfred Blue for no gain on a rush off left guard in the second quarter.
- Against Cleveland (10/16), started at linebacker and led the team with 10 tackles, including a sack and two quarterback pressures. Dropped Cody Kessler for a five-yard sack early in the fourth quarter.
- Against Indianapolis (10/23), started at linebacker and led the team with nine tackles. Combined with Jurrell Casey to stonewall Robert Turbin for no gain on a rush up the middle in the final stanza.
- Against Jacksonville (10/27), started at linebacker and tied for the team lead with eight tackles, including a sack and a quarterback pressure. Halted a Jaguars' drive by dropping Blake Bortles for a nine-yard sack on third-and-six late in the second quarter.
- At Indianapolis (11/20), started at inside linebacker and led the team with 10 tackles while adding a quarterback pressure. Combined with Wesley Woodyard to stop Frank Gore for no gain on a rush off right tackle late in the fourth quarter.
- Against Denver (12/11), started at inside linebacker and tied for the team lead with seven tackles, a stop for loss and a forced fumble. Stonewalled Devontae Booker for no gain on a third-and-one rush up the middle late in the first quarter. Sealed the win by forcing an A.J. Derby fumble that was recovered by Daimion Stafford with 53 seconds left to play in the fourth quarter.
- At Kansas City (12/18), started at inside linebacker and tallied seven tackles, including a stop for loss and a quarterback pressure. Got the Titans' offense the ball back late in the fourth quarter by stuffing Alex Smith for no gain on a third-and-two rush late in the fourth quarter.
- Against Houston (1/1), started at inside linebacker and led the team with 11 tackles, including two stops for loss and a quarterback pressure. Stuffed Jonathan Grimes for a two-yard loss on a rush up the middle early in the second quarter.

2015 (15/15): Started 15 games at inside linebacker and led the team with 137 tackles. Became the first player in the Titans era to start his career with back-to-back 100-tackle seasons. Ranked third on the squad with nine tackles for loss. Registered 3.5 sacks, 13 quarterback pressures and an interception. Was inactive for one contest. Led or tied for the team lead in tackles six times in 2015 (vs. IND, at NO, vs. CAR, vs. OAK, at NE at IND).

Led or tied for the team lead in tackles for loss four times in 2015 (vs. CAR, at JAX, vs. OAK, vs. HOU). Led or tied for the team lead in sacks twice in 2015 (at JAX, vs. OAK). Tied for the team lead in quarterback pressures once in 2015 (vs. CAR). Registered a career-best 16 tackles against Carolina (11/15/15).

- Against Indianapolis (9/27), started at inside linebacker and led the team with a then career-high tying 12 tackles. Stuffed Frank Gore for no gain on a rush off right tackle in the first quarter.
- Against Buffalo (10/11), started at linebacker and finished second on the team with nine tackles, including a sack, a tackle for loss and a quarterback pressure. Dropped Tyrod Taylor for a 12-yard sack in the third quarter.
- Against Atlanta (10/25), started at inside linebacker and amassed five tackles and his first career interception. Teamed with Wesley Woodyard to stuff Devonta Freeman for no gain on a rush off left guard early in the fourth quarter. Intercepted a deflected Matt Ryan fourth-and-goal pass in the end zone late in the fourth quarter.
- At New Orleans (11/8), started at inside linebacker and tied for the team lead with 10 tackles, including two quarterback pressures. Teamed with Angelo Blackson to stuff Mark Ingram for a one-yard loss on a rush off right tackle in the final stanza. Stonewalled Ingram for no gain on a run off right guard in the fourth quarter.
- Against Carolina (11/15), started at inside linebacker and led the team with a career-high 16 tackles, including a half sack, three tackles for loss and two quarterback pressures. Stonewalled Jonathan Stewart for a one-yard loss on a rush off right end in the first quarter. Stuffed Stewart for a two-yard loss on a rush off left tackle in the third stanza. Combined with David Bass to drop Cam Newton for a nine-yard sack late in the third quarter.
- At Jacksonville (11/19), started at inside linebacker and collected five tackles, a sack, three tackles for loss and a quarterback pressure. Combined with Wesley Woodyard to stuff Denard Robinson for no gain on a rush up the middle in the third quarter. Ended a Jaguars' drive by sacking Blake Bortles for a five-yard loss on third-and-nine in the fourth quarter. Stuffed T.J. Yeldon for no gain on a third-and-one carry up the middle late in the fourth quarter.
- Against Oakland (11/29), started at inside linebacker and led the team with 13 tackles, a sack, a stop for loss and a quarterback pressure. Dropped Derek Carr for a seven-yard sack in the first quarter.
- At New England (12/20), started at inside linebacker and led the team with 15 tackles. Combined with DaQuan Jones to stuff Brandon Bolden for no gain on a rush off right tackle in the final stanza.
- At Indianapolis (1/3), started at inside linebacker and led the team with 10 tackles with a quarterback pressure.

2014 (16/12): Appeared in 16 games with 12 starts at linebacker and ranked third on the team with 107 tackles in his rookie campaign. Tied for third on the squad with three sacks. Posted eight quarterback pressures, eight stops for loss, four passes defended and two fumble recoveries. Recorded seven special teams tackles on coverage units. Led or tied for the team lead in tackles three times in 2014 (vs. HOU, at BAL, vs. PIT). Led or tied for the team lead in sacks twice in 2014 (vs. HOU, vs. PIT). Tied for the team lead in passes defended twice in 2014 (vs. CLE, at HOU). Led or tied for the team lead in quarterback pressures three times in 2014 (at BAL, vs. PIT, at HOU). Registered his first career NFL start against Cleveland (10/5/14). Made his NFL debut at Kansas City (9/7/14).

- At Kansas City (9/7), made his NFL debut as a reserve on special teams.
- At Cincinnati (9/21), played as a reserve at linebacker and posted four tackles, including a stop for loss. Stonewalled Jeremy Hill for a two-yard loss on a rush off right guard in the second quarter.
- At Indianapolis (9/28), saw significant action as a reserve inside linebacker and finished second on the team with nine tackles.
- Against Cleveland (10/5), made his first career start at inside linebacker and finished second on the team with nine tackles and two passes defended. Halted a Browns' drive by breaking up a third-and-five pass intended for Jordan Cameron late in the second quarter. Broke up a pass intended for Cameron on third-and-three late in the third stanza.
- Against Jacksonville (10/12), started at inside linebacker and totaled seven tackles, including a stop for loss and a fumble recovery. Stopped Jordan Todman for no gain on a rush up the middle in the first stanza. Stuffed Todman for a one-yard loss on a rush off left end in the second quarter. Ended a potential Jaguars' scoring drive by recovering a Cecil Shorts III fumble that was forced by Jason McCourty at the Titans' eight-yard line in the fourth quarter.
- At Washington (10/19), started at inside linebacker and collected nine tackles and a fumble recovery. Recovered a Kirk Cousins fumble that was

forced by a Derrick Morgan strip-sack in the first quarter.

- Against Houston (10/26), started at linebacker and led the team with 11 tackles, including a sack, two tackles for loss, a pass defended and a quarterback pressure. Stonewalled Arian Foster for a four-yard loss on a screen pass in the first quarter. Stopped Alfred Blue for no gain on a rush up the middle in the opening quarter. Registered his first career sack by dropping Ryan Fitzpatrick for a seven-yard loss in the second quarter. Knocked down a pass intended for Damaris Johnson in the second quarter.
- At Baltimore (11/9), started at linebacker and led the team with a career-best 12 tackles, including two stops for loss and two quarterback pressures. Stuffed Justin Forsett for a two-yard loss on a rush off left tackle in the second quarter. Stonewalled Steve Smith for no gain on a short pass early in the third quarter. Stopped Forsett for a three-yard loss on a rush off right end in the final stanza. Notched a special teams tackle on coverage units.
- Against Pittsburgh (11/17), started at linebacker and tied for the team lead with nine tackles, including a career-best two sacks, a team-high three quarterback pressures and a stop for loss. Teamed with Derrick Morgan to sack Ben Roethlisberger for a one-yard loss in the second quarter. Combined with Wesley Woodyard to sack Roethlisberger for an eight-yard loss in the third quarter. On the next play, ended a Steelers' drive by sacking Roethlisberger for an eight-yard loss on third-and-14. Collected a special teams tackle.
- At Houston (11/30), started at linebacker and notched six tackles, two quarterback pressures and a pass defended. Teamed with Derrick Morgan to stop Damaris Johnson for a seven-yard loss on a reverse in the fourth quarter. Batted down a pass intended for Foster in the fourth quarter.
- Against N.Y. Giants (12/7), started at linebacker and totaled eight tackles, including a stop for loss. Notched a special teams tackle. Teamed with Jurrell Casey to stonewall Andre Williams for a three-yard loss on a rush off left tackle in the second quarter. Stuffed Williams for no gain on a rush up the middle in the second stanza.

COLLEGE:

- In a four-year career at Kentucky, Williamson played in 49 games with 21 starts. He finished his career with 296 total tackles, including double-digit tackles in 12 career contests. After primarily serving on special teams in his first two years, he went over the 100-tackle mark as a junior (135) and senior (102).
- As a senior (2013), played in 12 games with 11 starts and finished the season as Kentucky's leading tackler for the second consecutive year, posting 102 total tackles to tie for fourth in the SEC. Additionally, he posted four tackles for loss, one sack, three quarterback hurries and two fumble recoveries. Served as captain in all 12 games. Had double-digit tackles in four games. Named All-SEC first team by CollegeSportsMadness.com. Earned All-SEC second-team honors from Associated Press, SEC Coaches, ESPN.com, Phil Steele's College Football and Athlon Sports. Also named to the SEC Community Service Team.
- As a junior (2012), registered 10 starts in 12 games and finished first on the team, second in the SEC and placed seventh nationally with 135 total tackles. Earned second-team All-SEC honors from CollegeSportsMadness.com and third-team All-SEC by Phil Steele's College Football. Had eight double-figure tackle performances. Recorded a streak of four games with at least 13 tackles in each game, the first UK player to do so since Randy Holleran in 1990. Additional contributions during the season included 4.5 tackles for loss, three sacks, an interception, four passes defended, two forced fumbles and a fumble recovery.
- As a sophomore (2011), played in all 12 games and registered 49 tackles, a tackle for loss, an interception, a pass defended and a forced fumble. Recorded at least two tackles in every game.
- As a freshman (2010), played in all 13 games, helping give the Wildcats depth at middle linebacker and totaled 10 tackles and one pass breakup.
- At the 2014 NFL Scouting Combine, he placed sixth among linebackers with a 4.66-second 40-yard dash and third among his position group with a 4.07-second short shuttle.
- Graduated in 2014 with a degree in integrated strategic communications.

PERSONAL:

- Attended Milan (Tenn.) High School, where he was a first-team Class AAA All-State linebacker as tabbed by the Tennessee Sports Writers Association. Led Milan to consecutive state championship finals with identical 14-1 records as a junior and senior. Named Region Defensive Player of the Year as a junior and senior. Named one of the top 15 players in Tennessee by Rivals.com.
- As a senior, named West Tennessee Player of the Year by the *Jackson Sun*. Made 125 tackles with one interception during the regular season in

his senior year, and he also rushed for 416 yards and seven touchdowns at fullback.

- As a junior, collected 119 tackles, including 21 for loss. He set a Tennessee state championship game record with 22 tackles in the title contest.

- Was named the Outstanding Senior of his graduating high school class, recognizing academics, character and athletics. He was also a member of the honor-student club and the Spanish Club.

- At Kentucky, he was active in the community, participating in the Big Blue U Move-In (2011, 2012), the God's Pantry project (2012, 2013), Read Across America (2012, 2013), Salvation Army bellringing (2012), the "Be the Match" bone marrow drive (2012) and several school visits.

- List of favorites: (movie) "Friday"; (TV show) "Chappelle's Show"; (music artist) Yo Gotti; (school subject) public speaking; (car) Lamborghini; (books) mysteries; (food) baked chicken; and (athlete as a child) Ray Lewis.

- Follow Williamson on Twitter and Instagram at @AWilliamson54.

- Born Avery Milton Williamson on March 9, 1992 in Cleveland, Ohio.

AVERY WILLIAMSON'S GAME-BY-GAME

2014 Tennessee Titans

Date	Opp	W/L	P/S	Tot	Solo	Asst	Sk	- Yds	QBP	TFL	Int	- Yds	-TD	PD	FF	FR	- Yds	SpT	
Sept 7	@ KC	W	p	0	0	0	0.0	0.0	0	0	0	0	0	0	0	0	0	0	0
Sept 14	Dal	L	p	0	0	0	0.0	0.0	0	0	0	0	0	0	0	0	0	0	0
Sept 21	@ Cin	L	p	4	2	2	0.0	0.0	0	1	0	0	0	0	0	0	0	0	0
Sept 28	@ Ind	L	p	9	6	3	0.0	0.0	0	0	0	0	0	0	0	0	0	0	0
Oct 5	Cle	L	S	9	4	5	0.0	0.0	0	0	0	0	2	0	0	0	0	0	1
Oct 12	Jax	W	S	7	3	4	0.0	0.0	0	1	0	0	0	0	1	41	0	0	0
Oct 19	@ Was	L	S	9	5	4	0.0	0.0	0	0	0	0	0	0	1	2	0	0	0
Oct 26	Hou	L	S	11	8	3	1.0	7.0	1	2	0	0	0	1	0	0	0	0	0
Nov 9	@ Bal	L	S	12	7	5	0.0	0.0	2	2	0	0	0	0	0	0	0	0	1
Nov 17	Pit	L	S	9	3	6	2.0	12.5	3	1	0	0	0	0	0	0	0	0	0
Nov 23	@ Phi	L	S	6	4	2	0.0	0.0	0	0	0	0	0	0	0	0	0	0	2
Nov 30	@ Hou	L	S	6	2	4	0.0	0.0	2	0	0	0	0	1	0	0	0	0	0
Dec 7	NYG	L	S	8	3	5	0.0	0.0	0	1	0	0	0	0	0	0	0	0	1
Dec 14	NYJ	L	S	6	4	2	0.0	0.0	0	0	0	0	0	0	0	0	0	0	0
Dec 18	@ Jax	L	S	5	2	3	0.0	0.0	0	0	0	0	0	0	0	0	0	0	1
Dec 28	Ind	L	S	6	2	4	0.0	0.0	0	0	0	0	0	0	0	0	0	0	0
Totals				2-14	16/12	107	55	52	3.0	19.5	8	8	0	0	4	0	2	43	7

2015 Tennessee Titans

Date	Opp	W/L	P/S	Tot	Solo	Asst	Sk	- Yds	QBP	TFL	Int	- Yds	-TD	PD	FF	FR	- Yds	SpT	
Sept 13	@ TB	W	S	5	2	3	0.0	0.0	1	0	0	0	0	0	0	0	0	0	0
Sept 20	@ Cle	L	S	6	3	3	0.0	0.0	0	0	0	0	0	0	0	0	0	0	0
Sept 27	Ind	L	S	12	8	4	0.0	0.0	0	0	0	0	0	0	0	0	0	0	0
Oct 11	Buf	L	S	9	7	2	1.0	12.0	1	1	0	0	0	0	0	0	0	0	0
Oct 18	Mia	L	IA																
Oct 25	Atl	L	S	5	4	1	0.0	0.0	0	0	1	0	0	1	0	0	0	0	0
Nov 1	@ Hou	L	S	7	2	5	0.0	0.0	2	0	0	0	0	0	0	0	0	0	0
Nov 8	@ NO	W	S	10	6	4	0.0	0.0	2	0	0	0	0	0	0	0	0	0	0
Nov 15	Car	L	S	16	9	7	0.5	4.5	2	3	0	0	0	0	0	0	0	0	0
Nov 19	@ Jax	L	S	5	3	2	1.0	5.0	1	3	0	0	0	0	0	0	0	0	0
Nov 29	Oak	L	S	13	7	6	1.0	7.0	1	1	0	0	0	0	0	0	0	0	0
Dec 6	Jax	W	S	8	4	4	0.0	0.0	1	0	0	0	0	0	0	0	0	0	0
Dec 13	@ NYJ	L	S	7	2	5	0.0	0.0	1	0	0	0	0	0	0	0	0	0	0
Dec 20	@ NE	L	S	15	9	6	0.0	0.0	0	0	0	0	0	0	0	0	0	0	0
Dec 27	Hou	L	S	9	5	4	0.0	0.0	0	1	0	0	0	0	0	0	0	0	0
Jan 3	@ Ind	L	S	10	8	2	0.0	0.0	1	0	0	0	0	0	0	0	0	0	0
Totals				3-13	15/15	137	79	58	3.5	28.5	13	9	1	0	1	0	0	0	0

2016 Tennessee Titans

Date	Opp	W/L	P/S	Tot	Solo	Asst	Sk	- Yds	QBP	TFL	Int	- Yds	-TD	PD	FF	FR	- Yds	SpT	
Sept 11	Min	L	S	10	4	6	0.0	0.0	1	1	0	0	0	0	0	0	0	0	0
Sept 18	@ Det	W	S	11	6	5	0.0	0.0	0	0	0	0	0	0	0	0	0	0	0
Sept 25	Oak	L	S	13	4	9	0.0	0.0	1	0	1	0	0	0	1	0	0	0	0
Oct 2	@ Hou	L	S	15	9	6	0.0	0.0	0	1	0	0	0	0	0	0	0	0	0
Oct 9	@ Mia	W	S	8	3	5	0.0	0.0	0	0	0	0	0	0	0	0	0	0	0
Oct 16	Cle	W	S	10	6	4	1.0	5.0	2	0	0	0	0	0	0	0	0	0	0
Oct 23	Ind	L	S	9	5	4	0.0	0.0	0	0	0	0	0	0	0	0	0	0	0
Oct 27	Jax	W	S	8	6	2	1.0	9.0	1	0	0	0	0	0	0	0	0	0	0
Nov 6	@ SD	L	S	10	4	6	0.0	0.0	0	0	0	0	0	0	0	0	0	0	0
Nov 13	GB	W	S	3	2	1	0.0	0.0	0	0	0	0	0	0	0	0	0	0	0
Nov 20	@ Ind	L	S	10	7	3	0.0	0.0	1	0	0	0	0	0	0	0	0	0	0
Nov 27	@ Chi	W	S	11	6	5	0.0	0.0	1	0	0	0	0	0	0	0	0	0	0
Dec 11	Den	W	S	7	2	5	0.0	0.0	0	1	0	0	0	0	1	0	0	0	0
Dec 18	@ KC	W	S	7	3	4	0.0	0.0	1	1	0	0	0	0	0	0	0	0	0
Dec 24	@ Jax	L	S	6	3	3	0.0	0.0	0	0	0	0	0	0	0	0	0	0	0
Jan 1	Hou	W	S	11	6	5	0.0	0.0	1	2	0	0	0	0	0	0	0	0	0
Totals				9-7	16/16	149	76	73	2.0	14.0	9	6	1	0	0	1	1	0	0

2017 Tennessee Titans

Date	Opp	W/L	P/S	Tot	Solo	Asst	Sk	- Yds	QBP	TFL	Int	- Yds	-TD	PD	FF	FR	- Yds	SpT	
Sept 10	Oak	L	S	10	5	5	0.0	0.0	0	0	0	0	0	0	0	0	0	0	0
Sept 17	@ Jax	W	S	9	4	5	0.0	0.0	0	0	0	0	0	0	1	0	0	0	0
Sept 24	Sea	W	S	8	6	2	0.0	0.0	0	0	0	0	0	0	0	0	0	0	0
Oct 1	@ Hou	L	S	8	4	4	0.0	0.0	1	0	0	0	0	0	0	0	0	0	0
Oct 8	@ Mia	L	S	10	7	3	0.0	0.0	0	0	0	0	0	0	0	0	0	0	0
Oct 16	Ind	W	S	6	4	2	0.0	0.0	0	0	0	0	0	0	0	1	0	0	0
Oct 22	@ Cle	W	S	15	9	6	0.0	0.0	0	1	0	0	0	0	0	0	0	0	0
Nov 5	Bal	W	S	7	1	6	0.0	0.0	1	0	0	0	0	0	0	0	0	0	0
Nov 12	Cin	W	S	1	0	1	0.0	0.0	0	0	0	0	0	0	0	0	0	0	0
Nov 16	@ Pit	L	S	4	2	2	0.0	0.0	0	0	0	0	0	0	0	0	0	0	0
Nov 26	@ Ind																		
Dec 3	Hou																		
Dec 10	@ Ari																		
Dec 17	@ SF																		
Dec 24	LAR																		
Dec 31	Jax																		
Totals				6-4	10/10	78	42	36	0.0	0.0	2	1	0	0	0	1	1	0	0

AVERY WILLIAMSON'S NFL STATISTICS

REGULAR SEASON

Year	Team	GP	GS	TACKLES						INTERCEPTIONS					FUMBLES				
				Tot	Solo	Asst	Sk	Yds	QBP	TFL	No	Yds	Lg	TD	PD	FF	FR	Yds	SpT
2014	Tennessee	16	12	107	55	52	3.0	19.5	8	8	0	0	0	0	4	0	2	43	7
2015	Tennessee	15	15	137	79	58	3.5	28.5	13	9	1	0	0	0	1	0	0	0	0
2016	Tennessee	16	16	149	76	73	2.0	14.0	9	6	1	0	0	0	1	1	0	0	0
2017	Tennessee	10	10	78	42	36	0.0	0.0	2	1	0	0	0	0	1	1	0	0	0
NFL Totals		57	53	471	252	219	8.5	62.0	32	24	2	0	0	0	7	2	2	43	7

Single-Game Highs

Tackles - 16 vs. Carolina (11/15/15)

Sacks - 2 vs. Pittsburgh (11/17/14)

Tackle For Loss - 3 (Twice, last at Jacksonville 11/19/15)

Quarterback Pressures - 3 vs. Pittsburgh (11/17/14)

Interceptions - 1 (Twice, last vs. Oakland 9/25/16)

Forced Fumbles - 1 (Twice, last vs. Indianapolis 10/16/17)

Fumble Recovery - 1 (Twice, last at Washington 10/19/14)

Passes Defensed - 2 vs. Cleveland (10/5/14)



59 WESLEY WOODYARD

LINEBACKER • 6'0" • 233 LBS • COLLEGE: KENTUCKY
ACQUIRED: UNRESTRICTED FREE AGENT (DEN) - 2014
NFL EXPERIENCE (NFL/TITANS): 10/4 • HOMETOWN: LAGRANGE, GA.
GAMES PLAYED/GAMES STARTED: 145/88 (PLAYOFFS: 6/1)



Captain: 2014, 2015, 2016, 2017

PRO: The Titans signed Wesley Woodyard during the 2014 unrestricted free agency period, adding veteran leadership to the linebacking corps. Following his career at the University of Kentucky, the 6-foot, 233-pounder went undrafted and signed a free agent contract with the Denver Broncos. Woodyard spent six seasons in Denver and appeared 87 career regular season games, totaling 396 tackles, eight sacks, five interceptions, six forced fumbles and one fumble recovery. He was also a six-time team captain during his tenure with the Broncos.

CAREER HIGHLIGHTS:

- In 2016, Woodyard saw action in all 16 games and ranked second on the team with 88 tackles, while leading the squad with seven tackles for loss.
- In 2015, Woodyard finished second on the team with 110 tackles and third on the squad with five sacks.
- In his first season with the Titans in 2014, Woodyard started all 16 games at linebacker and led the team with a career-high 134 tackles.
- Represented the only player in the NFL in 2012 — and just the 12th player in the last 30 years — to record at least 100 tackles, five sacks and three interceptions in a single season. Posted career highs in starts (14), tackles (114), sacks (5.5), interceptions (3), passes defended (6) and fumble recoveries (1).
- In 2011, started seven games for the Broncos and finished second on the club with 87 tackles to go along with two passes defended and two forced fumbles.
- In 2008, was the only Bronco to rank among the top eight on the team in both defensive tackles (54 - 8th) and special-teams stops (11 - T1st) while seeing time in all 16 games with six starts as a rookie.

TITANS TIDBITS:

- Woodyard has been a captain in his first three seasons with the Titans. He joined Hall of Fame running back Floyd Little as the only players in Broncos franchise history to serve as a captain in each of their first five years with the club. In 2004, Woodyard also became the first-ever Kentucky freshman to serve as a team captain.
- Woodyard is the co-founder of The 16Ways Foundation which recognizes an emotional need for at-risk youth. The Foundation works on a national level to develop and implement workshops, seminars, camps, and other activities. These events are designed to build self-esteem, promote responsibility for one's own actions and overcoming obstacles, and demonstrate the importance of academics, knowledge of career options, professional development, community involvement, and mental and physical fitness among youth of all socio-economic backgrounds. The Foundation's primary focus is to work with at-risk youth between the ages of 8 and 18 and a secondary focus on adults in employment transition.
- During the 2016 and 2017 offseasons, Woodyard's 16Ways Foundation hosted a youth football and cheer camp, as well as a charity golf outing in Lexington, Ky.
- Woodyard was a three-time nominee for the Walter Payton NFL Man of the Year while with the Broncos in 2010-11 and 2013.

CAREER TRANSACTIONS:

- The LaGrange, Ga., native was originally signed by the Denver Broncos as a rookie free agent on April 28, 2008.
- Signed by the Titans as an unrestricted free agent on March 14, 2014.

SEASON RECAPS:

2017 (10/10 - Tennessee): Leads the team with 114 tackles and 10 stops

for loss. Has led or tied for the team lead in tackles seven times in 2017 (vs. OAK, at JAX, vs. SEA, at HOU, vs. IND, vs. BAL, vs. CIN). Has led or tied for the team lead in sacks twice in 2017 (vs. OAK, vs. IND). Has led the team in passes defended once in 2017 (at MIA). Has led the team in quarterback pressures once in 2017 (vs. IND). Notched a career-high 20 tackles against Baltimore (11/5/17), which is the most by a defender in the Titans era.

- Against Oakland (9/10), started at linebacker and tied for the team lead with 10 tackles, including a sack, a stop for loss and a quarterback pressure. Dropped Derek Carr for a five-yard sack in the second quarter.
- At Jacksonville (9/17), started at linebacker. Led the team and tied a career-best with 15 tackles, including a stop for loss. Teamed with Adoree' Jackson to stuff Leonard Fournette for a one-yard loss on a rush off right end in the opening quarter. Stopped Chris Ivory for a two-yard loss on a short pass in the third quarter.
- Against Seattle (9/24), started at linebacker and notched a team-best 13 tackles, including two tackles for loss and three quarterback pressures. Stuffed Chris Carson for no gain on a rush off right tackle in the opening quarter. Stonewalled Carson for a one-yard loss on a rush off right tackle in the third stanza. Stopped C.J. Prosise for a one-yard loss on a rush off left guard late in the third quarter.
- At Houston (10/1), started at linebacker and led the team with 12 tackles, including a stop for loss and a quarterback pressure. Combined with Nate Palmer to stuff Lamar Miller for a one-yard loss on a rush off left tackle in the third quarter. Teamed with Austin Johnson to stop Alfred Blue for no gain on a rush off right guard in the final stanza.
- At Miami (10/8), started at linebacker and totaled nine tackles, including a stop for loss and a team-best two passes defended. Stuffed Jay Ajayi for no gain on a rush off left tackle in the first quarter. Deflected a pass intended for Anthony Fasano that was then intercepted by Tye Smith in the second quarter. Broke up a pass intended for Julius Thomas late in the third quarter.
- Against Indianapolis (10/16), started at linebacker and led the team with 11 tackles, a sack, two quarterback pressures and a fumble recovery. Recovered a Jack Doyle fumble that was forced by Avery Williamson in the third quarter. Forced a critical intentional grounding penalty with a rush up the middle in the fourth quarter. Halted a potential Colts' scoring drive by forcing Jacoby Brissett out of bounds for a sack on fourth-and-one late in the fourth quarter.
- At Cleveland (10/22), started at linebacker and posted 12 tackles.
- Against Baltimore (11/5), started at linebacker and led the team with a career-high 20 tackles, which is the most by a defender in the Titans era. Posted three stops for loss, a quarterback pressure and a pass defended. Teamed with Brian Orakpo to stuff Alex Collins for a one-yard loss on a rush off left tackle in the second quarter. Batted down a pass intended for Benjamin Watson in the third quarter. Ended a Ravens' drive by stopping Bobby Rainey for a one-yard loss on a short third-and-three pass in the third quarter. Combined with Adoree' Jackson to stuff Benjamin Watson for a one-yard loss on a short pass in the third stanza. Halted a potential Ravens' scoring drive by stonewalling Javorius Allen for no gain on a critical fourth-and-one rush up the middle in the fourth quarter.
- Against Cincinnati (11/12), started at linebacker and led the team with nine tackles and a pass defended. Posted two special teams tackles on coverage units. Broke up a pass intended for Tyler Kroft in the third quarter.
- At Pittsburgh (11/16), started at linebacker and notched three tackles and a quarterback pressure.

2016 (16/10 - Tennessee): Played in all 16 games with 10 starts at linebacker and ranked second on the team with 88 tackles. Led the squad

with seven tackles for loss. Registered two sacks, an interception, eight quarterback pressures and six passes defended. Collected six special teams tackles on coverage units. Led or tied for the team lead in tackles twice in 2016 (at SD, at KC). Led or tied for the team lead in sacks twice in 2016 (vs. CLE, at SD). Led or tied for the team lead in passes defended twice in 2016 (at MIA, at CHI). Tied for the team lead in special teams tackles twice in 2016 (vs. MIN, at IND).

- Against Minnesota (9/11), started at linebacker and collected six tackles, two quarterback pressures and a pass defended. Notched a special teams tackle on coverage units.

- At Detroit (9/18), saw significant action as a reserve at linebacker and posted eight tackles. Teamed with Angelo Blackson to stuff Theo Riddick for a one-yard loss on a rush off left tackle in the second quarter.

- At Houston (10/2), started at linebacker and recorded five tackles, including two stops for loss and two quarterback pressures. Shot through the line and stuffed Lamar Miller for a three-yard loss on a rush off right end in the second quarter. Stopped Miller for no gain on a rush up the middle in the fourth quarter.

- Against Cleveland (10/16), started at linebacker and notched five tackles, including a sack and two quarterback pressures. Dropped Cody Kessler for a sack early in the opening stanza.

- At San Diego (11/6), played as a reserve at linebacker and tied for the team lead with 10 tackles, including a sack, a tackle for loss and a quarterback pressure. Stuffed Melvin Gordon for a two-yard loss on a rush off left tackle in the first quarter. Halted a Chargers' drive by dropping Philip Rivers for a seven-yard sack on third-and-16 in the second quarter.

- At Indianapolis (11/20), started at linebacker and recorded eight tackles. Tied for the team lead with a special teams tackle. Teamed with Angelo Blackson to stuff Frank Gore for no gain on a rush off right tackle in the first quarter. Combined with Derrick Morgan to stuff Gore for no gain on a rush up the middle in the second stanza. Combined with Avery Williamson to stop Gore for no gain on a rush off right tackle late in the fourth quarter.

- At Chicago (11/27), saw significant action as a reserve at inside linebacker and registered eight tackles, including a stop for loss. Posted a team-best three passes defended, including his first interception of the season. Intercepted a Matt Barkley pass intended for Ben Braunecker and returned it 21 yards midway through the second quarter. Tackled Eddie Royal for a six-yard loss on a short pass in the second quarter. Broke up a pass intended for Jordan Howard in the final stanza. Batted down a pass intended for Daniel Brown at the goalline late in the fourth quarter.

- At Kansas City (12/18), started at linebacker and led the team with eight tackles, including two stops for loss. Stuffed Charcandrick West for a one-yard loss on a rush off right end in the second quarter. Stonewalled Spencer Ware for no gain on a third-and-goal rush from the one-yard line in the second quarter.

- Against Houston (1/1), started at linebacker and registered six tackles, including a stop for loss. Collected a special teams tackle on coverage units. Stopped Jonathan Grimes for a one-yard loss on a rush off right tackle early in the second quarter.

2015 (16/12 - Tennessee): Played in all 16 games with 12 starts at inside linebacker. Ranked second on the team with 110 tackles and third on the squad with five sacks. Registered seven tackles for loss, nine quarterback pressures, three passes defended, a forced fumble and a fumble recovery. Posted six special teams tackles on coverage units. Led or tied for the team lead in tackles five times in 2015 (vs. BUF, vs. ATL, at NO, at JAX, at NYJ). Tied for the team lead in sacks four times in 2015 (at CLE, vs. MIA, vs. CAR, at JAX). Tied for the team lead in quarterback pressures twice in 2015 (vs. MIA, vs. CAR). Led the team in passes defended once in 2015 (at IND). Led the team in tackles for loss once in 2015 (vs. MIA). Tied for the team lead in special teams tackles twice in 2015 (at CLE, vs. HOU).

- At Cleveland (9/20), saw action as a reserve at inside linebacker and amassed a sack and a forced fumble. Collected a special teams tackle on coverage units. Ended a Cleveland drive by sacking Johnny Manziel and forcing a fumble that was recovered by the Browns on third-and-10 in the third quarter.

- Against Buffalo (10/11), started at linebacker and led the team with 10 tackles. Stuffed Boobie Dixon for no gain on a rush up the middle in the second quarter.

- Against Miami (10/18), started at inside linebacker and tallied 11 tackles, including a sack, two stops for loss and a quarterback pressure. Stonewalled Lamar Miller for a two-yard loss on a rush up the middle in the second quarter. Ended a Dolphins' drive by dropping Ryan Tannehill for a 10-yard sack on third-and-10 early in the fourth quarter.

- Against Atlanta (10/25), started at inside linebacker and led the team with

11 tackles. Teamed with Avery Williamson to stuff Devonta Freeman for no gain on a rush off left guard early in the fourth quarter. Met fullback Patrick DiMarco in the air and stoned him for no gain on a third down goalline rush in the fourth quarter.

- At New Orleans (11/8), started at inside linebacker and tied for the team lead with 10 tackles, including a sack, a tackle for loss and a quarterback pressure. Notched a solo special teams stop. Sacked Drew Brees for an 11-yard sack in the third stanza.

- Against Carolina (11/15), started at inside linebacker and tallied 10 tackles, including a sack, two quarterback pressures and a stop for loss. Stuffed Jonathan Stewart for no gain on a rush up the middle in the first quarter. Collected a one-yard sack of Cam Newton in the third quarter. Shot through the line and stuffed Stewart for no gain on a third-down goalline rush in the final stanza.

- At Jacksonville (11/19), started at inside linebacker and tied for the team lead with six tackles, a sack, two stops for loss and a quarterback pressure. Dropped Blake Bortles for a six-yard sack in the second quarter. Combined with Avery Williamson to stuff Denard Robinson for no gain on a rush up the middle in the third quarter. Forced the Jaguars to attempt a field goal by stuffing Robinson for no gain on a third-and-two rush off right end in the third stanza.

- Against Jacksonville (12/6), started at inside linebacker and posted five tackles, a quarterback pressure, a pass defended and a fumble recovery for a touchdown. Combined with Brain Orakpo to stuff T.J. Yeldon for no gain on a rush off left tackle in the second quarter. Collected his first career touchdown by scooping up a botched shotgun snap and diving into the end zone for a three-yard fumble return for a score with 7:46 left to play in the fourth quarter.

- At N.Y. Jets (12/13), started at inside linebacker and tied for the team lead with eight tackles. Collected a special teams tackle on coverage units. Combined with Angelo Blackson to stop Chris Ivory for no gain on a rush up the middle in the third quarter.

2014 (16/16 - Tennessee): Started all 16 games at linebacker and led the team with a career-high 134 tackles in his first season with the Titans. Tied for second on the team with two interceptions and tallied two and a half sacks, nine quarterback pressures, eight stops for loss and four passes defended. Notched two special teams tackles on coverage units. Led or tied for the team lead in tackles six times in 2014 (at KC, at CIN, at IND, at WAS, vs. NYG, vs. IND). Tied for the team lead in sacks once in 2014 (at KC). Led or tied for the team lead in passes defended twice in 2014 (at IND, at WAS). Was voted a team captain for the 2014 season by his teammates.

- At Kansas City (9/7), started at linebacker and led the team with seven tackles, including a sack and a tackle for loss. Halted a Chiefs' drive by sacking Alex Smith for a three-yard loss on third-and-three on the first possession of the game.

- Against Dallas (9/14), started at linebacker and finished second on the team with 10 tackles. Teamed with Derrick Morgan to stop DeMarco Murray for no gain on a rush off left guard in the third quarter. Stopped Lance Dunbar for no gain on a rush up the middle in the fourth quarter.

- At Cincinnati (9/21), started at linebacker and led the team with 11 tackles, including a stop for loss. Stuffed Ryan Hewitt for no gain on rush up the middle late in the fourth quarter.

- At Indianapolis (9/28), started at linebacker and led the team with 12 tackles, two quarterback pressures, two passes defended, including an interception. Halted a Colts' drive by knocking down a pass intended for T.Y. Hilton on third-and-16 early in the first quarter. Set up the Titans first touchdown by intercepting an Andrew Luck pass intended for Hakeem Nicks late in the second quarter. Stopped Trent Richardson for no gain on a rush off right end early in the fourth quarter.

- At Washington (10/19), started at inside linebacker and led the team with 11 tackles, an interception and a quarterback pressure. Combined with Kamerion Wimbley to stuff Alfred Morris for a three-yard loss on a rush off left end in the second quarter. Set up a Titans' touchdown by intercepting a Kirk Cousins pass intended for Andre Roberts in the second quarter.

- Against Houston (10/26), started at linebacker and posted eight tackles, including two tackles for loss and a quarterback pressure. Stuffed Arian Foster for a two-yard loss on a rush off right tackle in the opening quarter. Combined with Al Woods to stuff Alfred Blue for a one-yard loss on a rush off right tackle late in the third quarter. Stonewalled Blue for a one-yard loss on a rush off right tackle in the fourth quarter.

- Against N.Y. Giants (12/7), played in his 100th career regular season game. Started at linebacker and tied for the team lead with 10 tackles, including a stop for loss and a quarterback pressure. Combined with

Ropati Pitoitua to stop Andre Williams for no gain on a rush off right tackle in the fourth quarter.

- At Jacksonville (12/18), started at linebacker and registered five tackles, including a sack, a stop for loss and a quarterback pressure. Collected a special teams stop on coverage units. Dropped Blake Bortles for a five-yard sack in the third quarter.

2013 (14/10, 3/0 – Denver): Was elected a defensive season captain, played 14 games with 10 starts. Earned his third career Broncos' Walter Payton NFL Man of the Year award. Ranked second on the team with 83 tackles and added 1.5 sacks, one interception, three tackles for a loss, eight quarterback hits, four pass breakups and one forced fumble. Played all three playoff contests, finishing with seven tackles.

- Against Baltimore (9/5), finished second on the club with 10 tackles, including half a sack, one tackle for a loss, two quarterback hits and one pass breakup.
- At N.Y. Giants (9/15), finished second with seven tackles and added a pass breakup and a quarterback hit.
- Against Oakland (9/23), tied for the team lead with eight tackles and added half a sack and a pair of quarterback hits.
- Against Philadelphia (9/29), recorded half a sack and finished third on the team with eight tackles.
- At New England (11/24), set a career high with 15 tackles and forced one fumble.
- At Kansas City (12/1), intercepted Alex Smith's pass in the end zone.

2012 (15/14, 1/1 – Denver): Appeared in 15 regular season games, starting a career-high 14 contests, and led the club with 114 tackles (70 solo), to go along with 5.5 sacks (47.5 yds.), three interceptions (40 yds.), six passes defended, one forced fumble and one fumble recovery. Added three special teams stops. Became the only player in the NFL in 2012—and just the 12th player in the last 30 years—to record at least 100 tackles, five sacks and three interceptions in a single season. Named to *USA Today's* All-Joe Team and earned the Darrent Williams Good Guy Award from the Denver chapter of the Pro Football Writers of America.

- Against New Orleans (10/28), earned the AFC Defensive Player of the Week Award honors after setting or matching career highs in nearly every defensive category and becoming the first Bronco to post one sack, one interception and one forced fumble in the same game.
- At Cincinnati (11/4), finished with a career-high 14 tackles to lead all players.
- Against Cleveland (12/23), set a career high with 1.5 sacks.
- Against Baltimore (1/12), tied for second on the team with seven tackles in Denver's AFC Divisional Playoff Game.

2011 (15/7, 2/0 – Denver): Played in 15 games, starting a then career-high seven contests. Ranked second on the team with 87 tackles to go along with two passes defended and two forced fumbles. Led the club with 10 special teams tackles for the second consecutive season and the third time in his four years with the team. Added one forced fumble on the kickoff coverage unit. Saw action in both of Denver's postseason games and collected one special teams stop.

- Against Cincinnati (9/18), matched a career-high with 13 tackles (10 solo) and added a pass defended.
- Against Chicago (12/11), forced a Marion Barber fumble in Denver territory in overtime to prevent a game-winning score and set up Denver's offense for the go-ahead field goal.

2010 (11/3 – Denver): Was named a team captain for the third consecutive year. Played 11 games with three starts and totaled 23 tackles, including one sack for 10 yards, in addition to a team-leading 15 special teams stops. Tied for fifth in the NFL with 1.36 special teams tackles per game.

- Against San Diego (1/2), recorded his first career sack for 10 yards in the regular-season finale.

2009 (16/0 – Denver): Was named a team captain. Played as a reserve in all 16 games and posted 35 tackles, one interception, two pass breakups and one forced fumble. Tied for fourth on the team with nine special teams tackles.

- At Cincinnati (9/13), made his first career interception.
- Against Pittsburgh (11/9), placed second on the club with seven tackles.
- At Kansas City (12/6), had three special teams tackles.

2008 (16/6 – Denver): Entered the NFL with the Broncos as a college free agent on April 28. Played all 16 games with six starts as a rookie and ranked eighth on the team with 54 tackles while adding one pass breakup and one forced fumble. Tied for the team lead with 11 special-teams tackles, including eight stops on kickoff coverage that tied for the club best. Was the only Broncos player to rank among the top eight on the team in both defensive tackles and special-teams stops. Tied for fourth in the league in unassisted tackles (36) according to press box totals during a stretch from Weeks 10-14 when he logged the first five starts of his NFL career. Also saw time at safety late in the year.

- At N.Y. Jets (11/30), registered a season-best 13 stops.

COLLEGE:

- Earned first-team All-Southeastern Conference honors during each of his final two seasons at the University of Kentucky, where he played 47 career games with 42 starts and led the Wildcats in tackles during each of his last three years.
- Concluded his collegiate career ranked eighth in Wildcats history with 395 tackles (259 solo) while adding 6.5 sacks (48 yds.), two interceptions, 12 pass breakups, seven forced fumbles and seven fumble recoveries.
- As a senior, led the SEC in tackles per game (10.6) and tied for 14th in the nation with 139 total stops.
- Posted 122 tackles as a junior that represented the second-highest total in the SEC and ranked 14th in the nation.
- Garnered honorable mention All-SEC accolades as a sophomore with 100 tackles (75 solo).
- Began his collegiate career as a strong safety before switching to linebacker midway through his freshman season. Earned freshman all-conference honors and became the first-ever Kentucky freshman to serve as a team captain.
- Earned a bachelor's degree in social work from Kentucky.

PERSONAL:

- Married to Veronica and the couple has a son, Greyson, and a daughter, Noah Elle.
- Was named the Georgia Class AAA Defensive Player of the Year by the *Atlanta Journal-Constitution* after posting 125 tackles as a senior at LaGrange (Ga.) High School. Helped his team post a 51-3 combined record during his prep career and win two state championships.
- Named the Broncos' nominee for the Walter Payton NFL Man of the Year in 2010-11 and earned the Darrent Williams Good Guy Award from the Denver chapter of the Pro Football Writers of America in 2012.
- Follow Woodyard on Twitter and Instagram at @WoodDro52.
- Born Wesley Woodyard, Jr. on July 21, 1986, in LaGrange, Ga.

WESLEY WOODYARD'S GAME-BY-GAME

2008 Denver Broncos

Date	Opp	W/L	P/S	Tot	Solo	Asst	Sk	- Yds	QBP	TFL	Int	- Yds	-TD	PD	FF	FR	- Yds	SpT	
Sept 8	@ Oak	W	p	0	0	0	0.0	0.0	NA	NA	0	0	0	0	0	0	0	0	0
Sept 14	SD	W	p	0	0	0	0.0	0.0	NA	NA	0	0	0	0	0	0	0	0	0
Sept 21	NO	W	p	0	0	0	0.0	0.0	NA	NA	0	0	0	0	0	0	0	0	0
Sept 28	@ KC	L	p	0	0	0	0.0	0.0	NA	NA	0	0	0	0	0	0	0	0	0
Oct 5	TB	W	p	0	0	0	0.0	0.0	NA	NA	0	0	0	0	0	0	0	0	0
Oct 12	Jax	L	p	0	0	0	0.0	0.0	NA	NA	0	0	0	0	0	0	0	0	0
Oct 20	@ NE	L	p	0	0	0	0.0	0.0	NA	NA	0	0	0	0	0	0	0	0	0
Nov 2	Mia	L	p	0	0	0	0.0	0.0	NA	NA	0	0	0	0	0	0	0	0	0
Nov 6	@ Cle	W	S	10	9	1	0.0	0.0	NA	NA	0	0	0	0	0	0	0	0	0
Nov 16	@ Atl	W	S	11	8	3	0.0	0.0	NA	NA	0	0	0	0	0	0	0	0	0
Nov 23	Oak	L	S	8	7	1	0.0	0.0	NA	NA	0	0	0	0	0	0	0	0	0
Nov 30	@ NYJ	W	S	13	11	2	0.0	0.0	NA	NA	0	0	0	1	0	0	0	0	0
Dec 7	KC	W	S	8	8	0	0.0	0.0	NA	NA	0	0	0	1	0	0	0	0	0
Dec 14	@ Car	L	S	2	2	0	0.0	0.0	NA	NA	0	0	0	0	0	0	0	0	0
Dec 21	Buf	L	p	2	2	0	0.0	0.0	NA	NA	0	0	0	0	0	0	0	0	0
Dec 28	@ SD	L	p	0	0	0	0.0	0.0	NA	NA	0	0	0	0	0	0	0	0	0
Totals				8-8	16/6	54	47	7	0.0	0.0	NA	NA	0	0	1	1	0	0	0

2009 Denver Broncos

Date	Opp	W/L	P/S	Tot	Solo	Asst	Sk	- Yds	QBP	TFL	Int	- Yds	-TD	PD	FF	FR	- Yds	SpT	
Sept 13	@ Cin	W	p	2	1	0	0.0	0.0	NA	NA	1	0	0	1	0	0	0	0	0
Sept 20	Cle	W	p	1	1	0	0.0	0.0	NA	NA	0	0	0	0	0	0	0	0	0
Sept 27	Oak	W	p	2	0	0	0.0	0.0	NA	NA	0	0	0	0	0	0	0	0	0
Oct 4	Dal	W	p	3	2	0	0.0	0.0	NA	NA	0	0	0	0	0	0	0	0	0
Oct 11	NE	W	p	5	3	0	0.0	0.0	NA	NA	0	0	0	1	0	0	0	0	0
Oct 19	@ SD	W	p	1	1	0	0.0	0.0	NA	NA	0	0	0	1	0	0	0	0	0
Nov 1	@ Bal	L	p	2	1	0	0.0	0.0	NA	NA	0	0	0	0	0	0	0	0	0
Nov 9	Pit	L	p	7	6	0	0.0	0.0	NA	NA	0	0	0	0	0	0	0	0	0
Nov 15	@ Was	L	p	3	3	0	0.0	0.0	NA	NA	0	0	0	0	0	0	0	0	0
Nov 22	SD	L	p	0	0	0	0.0	0.0	NA	NA	0	0	0	0	0	0	0	0	0
Nov 26	NYG	W	p	1	1	0	0.0	0.0	NA	NA	0	0	0	0	0	0	0	0	0
Dec 6	@ KC	W	p	1	1	0	0.0	0.0	NA	NA	0	0	0	0	0	0	0	0	0
Dec 13	@ Ind	L	p	3	1	0	0.0	0.0	NA	NA	0	0	0	0	0	0	0	0	0
Dec 20	Oak	L	p	2	2	0	0.0	0.0	NA	NA	0	0	0	0	0	0	0	0	0
Dec 27	@ Phi	L	p	0	0	0	0.0	0.0	NA	NA	0	0	0	0	0	0	0	0	0
Jan 3	KC	L	p	2	2	0	0.0	0.0	NA	NA	0	0	0	0	0	0	0	0	0
Totals				8-8	16/0	35	25	10	0.0	0.0	NA	NA	1	0	2	1	0	0	0

2010 Denver Broncos

Date	Opp	W/L	P/S	Tot	Solo	Asst	Sk	- Yds	QBP	TFL	Int	- Yds	-TD	PD	FF	FR	- Yds	SpT	
Sept 12	@ Jax	L	p	0	0	0	0.0	0.0	NA	NA	0	0	0	0	0	0	0	0	0
Sept 19	Sea	W	IA																
Sept 26	Ind	L	S	0	0	0	0.0	0.0	NA	NA	0	0	0	0	0	0	0	0	0
Oct 3	@ Ten	W	IA																
Oct 10	@ Bal	L	S	0	0	0	0.0	0.0	NA	NA	0	0	0	0	0	0	0	0	0
Oct 17	NYJ	L	IA																
Oct 24	Oak	L	IA																
Oct 31	@ SF	L	IA																
Nov 14	KC	W	S	0	0	0	0.0	0.0	NA	NA	0	0	0	0	0	0	0	0	0
Nov 22	@ SD	L	p	6	4	2	0.0	0.0	NA	NA	0	0	0	0	0	0	0	0	0
Nov 28	STL	L	p	0	0	0	0.0	0.0	NA	NA	0	0	0	0	0	0	0	0	0
Dec 5	@ KC	L	p	1	1	0	0.0	0.0	NA	NA	0	0	0	0	0	0	0	0	0
Dec 12	@ Ari	L	p	1	1	0	0.0	0.0	NA	NA	0	0	0	0	0	0	0	0	0
Dec 19	@ Oak	L	p	1	1	0	0.0	0.0	NA	NA	0	0	0	0	0	0	0	0	0
Dec 26	Hou	W	S	9	8	1	0.0	0.0	NA	NA	0	0	0	0	0	0	0	0	0
Jan 2	SD	L	S	5	5	0	1.0	10.0	NA	NA	0	0	0	0	0	0	0	0	0
Totals				4-12	11/3	23	20	3	1.0	10.0	NA	NA	0	0	0	0	0	0	0

2011 Denver Broncos

Date	Opp	W/L	P/S	Tot	Solo	Asst	Sk	- Yds	QBP	TFL	Int	- Yds	-TD	PD	FF	FR	- Yds	SpT		
Sept 12	Oak	L	S	6	5	1	0.0	0.0	NA	NA	0	0	0	0	0	0	0	0	0	
Sept 18	Cin	W	S	13	10	3	0.0	0.0	NA	NA	0	0	0	1	0	0	0	0	0	
Sept 25	@ Ten	L	S	9	6	3	0.0	0.0	NA	NA	0	0	0	0	0	0	0	0	0	
Oct 2	@ GB	L	S	6	4	2	0.0	0.0	NA	NA	0	0	0	0	0	0	0	0	0	
Oct 9	SD	L	p	7	6	1	0.0	0.0	NA	NA	0	0	0	0	0	0	0	0	0	
Oct 23	@ Mia	W	S	4	3	1	0.0	0.0	NA	NA	0	0	0	0	0	0	0	0	0	
Oct 30	Det	L	S	8	5	3	0.0	0.0	NA	NA	0	0	0	0	0	0	0	0	0	
Nov 6	@ Oak	W	p	3	2	1	0.0	0.0	NA	NA	0	0	0	0	0	0	0	0	0	
Nov 13	@ KC	W	IA																	
Nov 17	NYJ	W	p	7	5	2	0.0	0.0	NA	NA	0	0	0	0	1	0	0	0	0	
Nov 27	@ SD	W	p	7	3	4	0.0	0.0	NA	NA	0	0	0	0	0	0	0	0	0	
Dec 4	@ Min	W	p	4	2	2	0.0	0.0	NA	NA	0	0	0	0	0	0	0	0	0	
Dec 11	Chi	W	p	2	2	0	0.0	0.0	NA	NA	0	0	0	1	0	0	0	0	0	
Dec 18	NE	L	S	8	5	3	0.0	0.0	NA	NA	0	0	0	0	0	0	0	0	0	
Dec 24	@ Buf	L	p	3	2	1	0.0	0.0	NA	NA	0	0	0	1	0	0	0	0	0	
Jan 1	KC	L	p	0	0	0	0.0	0.0	NA	NA	0	0	0	0	0	0	0	0	0	
Totals				8-8	15/7	87	60	27	0.0	0.0	NA	NA	0	0	2	2	0	0	0	
Playoffs																				
Jan 8	Pit	W	p	0	0	0	0.0	0.0	NA	NA	0	0	0	0	0	0	0	0	0	0
Jan 14	@ NE	L	p	0	0	0	0.0	0.0	NA	NA	0	0	0	0	0	0	0	0	0	0
Totals				1-1	2/0	0	0	0	0.0	0.0	NA	NA	0	0	0	0	0	0	0	0

2012 Denver Broncos

Date	Opp	W/L	P/S	Tot	Solo	Asst	Sk	- Yds	QBP	TFL	Int	- Yds	-TD	PD	FF	FR	- Yds	SpT	
Sept 9	Pit	W	S	12	12	0	1.0	5.0	NA	NA	0	0	0	0	0	0	0	0	0
Sept 17	@ Atl	L	S	6	5	1	0.0	0.0	NA	NA	0	0	0	0	0	0	0	0	0
Sept 23	Hou	L	p	1	1	0	0.0	0.0	NA	NA	1	7	0	1	0	0	0	0	0
Sept 30	Oak	W	S	6	1	5	0.5	1.0	NA	NA	0	0	0	0	0	0	0	0	0
Oct 7	@ NE	L	S	11	5	6	0.5	10.0	NA	NA	0	0	0	0	0	0	0	0	0
Oct 15	@ SD	W	S	9	6	3	0.0	0.0	NA	NA	0	0	0	0	0	0	0	0	0
Oct 28	NO	W	S	13	9	4	1.0	12.0	NA	NA	1	8	0	2	1	0	0	0	0
Nov 4	@ Cin	W	S	14	4	10	0.0	0.0	NA	NA	0	0	0	0	0	0	0	0	0
Nov 11	@ Car	W	S	5	3	2	0.0	0.0	NA	NA	0	0	0	0	0	0	0	0	0
Nov 18	SD	W	S	8	5	3	0.0	0.0	NA	NA	1	25	0	1	0	1	0	0	0
Nov 25	@ KC	W	S	9	8	1	1.0	9.0	NA	NA	0	0	0	1	0	0	0	0	0
Dec 2	TB	W	S	3	0	3	0.0	0.0	NA	NA	0	0	0	0	0	0	0	0	0
Dec 6	@ Oak	W	IA																

WESLEY WOODYARD'S GAME-BY-GAME CONT.

2015 Tennessee Titans

Date	Opp	W/L	P/S	Tot Solo	Asst	Sk	- Yds	QBP	TFL	Int	- Yds	-TD	PD	FF	FR	- Yds	SpT			
Sept 13	@ TB	W	p	3	2	1	0.0	0.0	0	0	0	0	0	0	0	0	0	1		
Sept 20	@ Cle	L	p	1	1	0	1.0	10.0	0	0	0	0	0	1	0	0	0	1		
Sept 27	Ind	L	p	1	0	1	0.0	0.0	0	0	0	0	0	0	0	0	0	0		
Oct 11	Buf	L	S	10	7	3	0.0	0.0	0	0	0	0	0	0	0	0	0	0		
Oct 18	Mia	L	S	11	9	2	1.0	10.0	1	2	0	0	0	0	0	0	0	0		
Oct 25	Atl	L	S	11	8	3	0.0	0.0	0	0	0	0	0	0	0	0	0	0		
Nov 1	@ Hou	L	S	8	7	1	0.0	0.0	1	1	0	0	0	0	0	0	0	1		
Nov 8	@ NO	W	S	10	6	4	1.0	11.0	1	1	0	0	0	0	0	0	0	1		
Nov 15	Car	L	S	10	6	4	1.0	1.0	2	1	0	0	0	0	0	0	0	0		
Nov 19	@ Jax	L	S	6	4	2	1.0	6.0	1	2	0	0	0	0	0	0	0	0		
Nov 29	Oak	L	S	7	6	1	0.0	0.0	0	0	0	0	0	0	0	0	0	0		
Dec 6	Jax	W	S	5	1	4	0.0	0.0	1	0	0	0	1	0	1	3	0			
Dec 13	@ NYJ	L	S	8	5	3	0.0	0.0	0	0	0	0	0	0	0	0	0	1		
Dec 20	@ NE	L	S	12	5	7	0.0	0.0	0	0	0	0	0	0	0	0	0	0		
Dec 27	Hou	L	S	3	1	2	0.0	0.0	1	0	0	0	0	0	0	0	0	1		
Jan 3	@ Ind	L	p	4	2	2	0.0	0.0	1	0	0	0	0	2	0	0	0	0		
Totals				3-13	16/12	110	70	40	5.0	38.0	9	7	0	0	0	3	1	1	3	6

2016 Tennessee Titans

Date	Opp	W/L	P/S	Tot Solo	Asst	Sk	- Yds	QBP	TFL	Int	- Yds	-TD	PD	FF	FR	- Yds	SpT		
Sept 11	Min	L	S	6	3	3	0.0	0.0	2	0	0	0	0	1	0	0	0	1	
Sept 18	@ Det	W	p	8	5	3	0.0	0.0	0	0	0	0	0	0	0	0	0	0	0
Sept 25	Oak	L	p	2	1	1	0.0	0.0	0	1	0	0	0	0	0	0	0	2	
Oct 2	@ Hou	L	S	5	4	1	0.0	0.0	2	2	0	0	0	0	0	0	0	0	0
Oct 9	@ Mia	W	S	0	0	0	0.0	0.0	0	0	0	0	1	0	0	0	0	0	
Oct 16	Cle	W	S	5	3	2	1.0	0.0	2	0	0	0	0	0	0	0	0	0	0
Oct 23	Ind	L	S	4	2	2	0.0	0.0	0	0	0	0	0	0	0	0	0	0	0
Oct 27	Jax	W	S	6	1	5	0.0	0.0	0	0	0	0	0	0	0	0	0	0	0

Nov 6	@ SD	L	p	10	6	4	1.0	7.0	1	1	0	0	0	0	0	0	0	0	0
Nov 13	GB	W	p	1	1	0	0.0	0.0	0	0	0	0	0	0	0	0	0	0	1
Nov 20	@ Ind	L	S	8	3	5	0.0	0.0	0	0	0	0	0	0	0	0	0	0	1
Nov 27	@ Chi	W	p	8	5	3	0.0	0.0	0	0	1	21	0	3	0	0	0	0	0
Dec 11	Den	W	S	6	4	2	0.0	0.0	0	0	0	0	0	0	0	0	0	0	0
Dec 18	@ KC	W	S	8	6	2	0.0	0.0	0	2	0	0	0	0	0	0	0	0	0
Dec 24	@ Jax	L	p	5	3	2	0.0	0.0	1	0	0	0	0	0	0	0	0	0	0
Jan 1	Hou	W	S	6	5	1	0.0	0.0	0	1	0	0	0	0	0	0	0	0	1
Totals				9-7	16/10	88	52	36	2.0	7.0	8	7	1	21	0	6	0	0	6

2017 Tennessee Titans

Date	Opp	W/L	P/S	Tot Solo	Asst	Sk	- Yds	QBP	TFL	Int	- Yds	-TD	PD	FF	FR	- Yds	SpT			
Sept 10	Oak	L	S	10	5	5	1.0	5.0	1	1	0	0	0	0	0	0	0	0		
Sept 17	@ Jax	W	S	15	9	6	0.0	0.0	0	1	0	0	0	0	0	0	0	0		
Sept 24	Sea	W	S	13	9	4	0.0	0.0	3	2	0	0	0	0	0	0	0	0		
Oct 1	@ Hou	L	S	12	4	8	0.0	0.0	1	1	0	0	0	0	0	0	0	0		
Oct 8	@ Mia	L	S	9	5	4	0.0	0.0	0	1	0	0	0	2	0	0	0	0		
Oct 16	Ind	W	S	11	7	4	1.0	0.0	2	1	0	0	0	0	0	0	1	0	0	
Oct 22	@ Cle	W	S	12	10	2	0.0	0.0	0	0	0	0	0	0	0	0	0	0	0	
Nov 5	Bal	W	S	20	13	7	0.0	0.0	1	3	0	0	0	1	0	0	0	0	0	
Nov 12	Cin	W	S	9	5	4	0.0	0.0	0	0	0	0	0	1	0	0	0	2		
Nov 16	@ Pit	L	S	3	2	1	0.0	0.0	1	0	0	0	0	0	0	0	0	0	0	
Nov 26	@ Ind																			
Dec 3	Hou																			
Dec 10	@ Ari																			
Dec 17	@ SF																			
Dec 24	LAR																			
Dec 31	Jax																			
Totals				6-4	10/10	114	69	45	2.0	5.0	9	10	0	0	0	4	0	1	0	2

WESLEY WOODYARD'S NFL STATISTICS

REGULAR SEASON

Year	Team	REGULAR SEASON		TACKLES						INTERCEPTIONS					FUMBLES				
		GP	GS	Tot	Solo	Asst	Sk	Yds	QBP	TFL	No	Yds	Lg	TD	PD	FF	FR	Yds	SpT
2008	Denver	16	6	54	47	7	0.0	0.0	NA	NA	0	0	-	0	1	1	0	0	11
2009	Denver	16	0	35	25	10	0.0	0.0	NA	NA	1	0	0	0	2	1	0	0	9
2010	Denver	11	3	23	20	3	1.0	10.0	NA	NA	0	0	-	0	0	0	0	0	15
2011	Denver	15	7	87	60	27	0.0	0.0	NA	NA	0	0	-	0	2	2	0	0	10
2012	Denver	15	14	114	70	44	5.5	47.5	NA	NA	3	40	25	0	6	1	1	12	3
2013	Denver	14	10	83	47	36	1.5	11	NA	NA	1	0	0	0	4	1	0	0	1
2014	Tennessee	16	16	134	66	68	2.5	12.0	9	8	2	20	13	0	4	0	0	0	2
2015	Tennessee	16	12	110	70	40	5.0	38.0	9	7	0	0	0	0	3	1	1	3	6
2016	Tennessee	16	10	88	52	36	2.0	7.0	8	7	1	21	21	0	6	0	0	0	6
2017	Tennessee	10	10	114	69	45	2.0	5.0	9	10	0	0	0	0	4	0	1	0	2
NFL Totals		145	88	842	526	316	19.5	130.5	35	32	8	81	25	0	32	7	3	15	65

PLAYOFFS

Year	Team	PLAYOFFS		TACKLES						INTERCEPTIONS					FUMBLES				
		GP	GS	Tot	Solo	Asst	Sk	Yds	QBP	TFL	No	Yds	Lg	TD	PD	FF	FR	Yds	SpT
2011	Denver	2	0	0	0	0	0.0	0.0	NA	NA	0	0	-	0	0	0	0	0	1
2012	Denver	1	1	7	7	0	0.0	0.0	NA	NA	0	0	-	0	0	0	0	0	0
2013	Denver	3	0	7	4	3	0.0	0.0	NA	NA	0	0	-	0	0	0	0	0	0
NFL Totals		6	1	14	11	3	0.0	0.0	NA	NA	0	0	-	0	0	0	0	0	1

Single-Game Highs

Tackles - **20 vs. Baltimore (11/5/17)**
 Sacks - **1.5 vs. Cleveland (12/23/12)**
 Interceptions - **1 (Eight times, last at Chicago 11/27/16)**
 Forced Fumble - **1 (Seven times, last at Cleveland 9/20/15)**
 Fumble Recovery - **1 (Three times, last vs. Indianapolis (10/16/17))**
 Passes Defensed - **3 at Chicago (11/27/16)**
 Special Teams Tackles - **3 (Twice, last vs. St. Louis 11/28/10)**

Playoff Single-Game Highs

Tackles - **7 vs. Baltimore (1/12/13)**
 Special Teams Tackles - **1 at New England (12/14/12)**

Additional Statistics

Special Teams Forced Fumbles - **1 (2011), 1 (2013)**
 Touchdowns - **1 (three-yard fumble return vs. Jacksonville, 12/6/15)**



NFL STATISTICS

WEEK 11 / THROUGH SUNDAY, NOVEMBER 19, 2017

OFFENSE	Minn.	Det.	LA-C	Dal.	NY-G	Wash.	T.B.	Atl.
GAMES (Won-Lost)	8-2	6-4	4-6	5-5	2-8	4-6	4-6	5-4
FIRST DOWNS	209	189	198	202	172	194	202	185
Rushing	58	41	47	82	42	45	39	57
Passing	127	134	130	108	116	135	144	116
Penalty	24	14	21	12	14	14	19	12
YDS GAINED (tot)	3725	3384	3413	3422	3085	3594	3428	3312
Avg per Game	372.5	338.4	341.3	342.2	308.5	359.4	342.8	368.0
RUSHING (net)	1233	808	944	1404	920	1026	798	1048
Avg per Game	123.3	80.8	94.4	140.4	92.0	102.6	79.8	116.4
Rushes	305	241	244	294	230	265	233	232
Yards per Rush	4.0	3.4	3.9	4.8	4.0	3.9	3.4	4.5
PASSING (net)	2492	2576	2469	2018	2165	2568	2630	2264
Avg per Game	249.2	257.6	246.9	201.8	216.5	256.8	263.0	251.6
Passes Att.	344	360	360	323	371	345	378	299
Completed	229	227	219	202	234	230	228	199
Pct Completed	66.6	63.1	60.8	62.5	63.1	66.7	60.3	66.6
Yards Gained	2576	2760	2547	2141	2298	2796	2740	2372
Sacked	10	33	12	22	22	25	19	15
Yards Lost	84	184	78	123	133	228	110	108
Had intercepted	5	5	7	7	7	5	9	8
Yards Opp Ret	87	120	95	169	36	60	104	188
Opp TDs on Int	0	3	0	2	0	1	0	1
PUNTS	39	43	53	40	55	43	48	28
Avg Yards	41.4	43.7	48.9	43.9	44.2	45.0	42.3	44.7
PUNT RETURNS	18	23	21	17	13	15	15	12
Avg Return	10.6	16.5	8.0	5.4	5.8	5.0	10.0	8.3
Returned for TD	0	2	1	0	0	0	0	0
KICKOFF RETURNS	17	15	19	15	16	15	9	18
Avg Return	25.4	17.5	17.6	25.8	20.4	20.8	22.0	20.3
Returned for TD	0	0	0	0	0	0	0	0
PENALTIES	58	60	69	58	59	56	66	57
Yards Penalized	588	570	563	564	549	435	501	506
FUMBLES BY	9	13	10	8	11	22	15	9
Fumbles Lost	5	7	3	7	5	10	5	3
Opp Fumbles	13	12	14	13	12	11	19	13
Opp Fum Lost	4	8	5	7	5	4	10	6
POSS. TIME (avg)	31:47	30:42	28:19	30:27	28:04	30:39	29:02	29:07
TOUCHDOWNS	25	30	27	29	18	27	23	21
Rushing	10	4	7	12	3	9	3	7
Passing	15	19	17	16	14	17	17	13
Returns	0	7	3	1	1	1	3	1
EXTRA-PT KICKS	20/24	26/26	26/26	26/27	14/15	25/27	15/17	20/20
2-PT CONVERSIONS	1/1	1/4	0/1	0/2	1/3	0/0	1/6	0/1
FIELD GOALS/FGA	23/26	21/24	11/17	14/16	12/17	17/20	16/23	17/20
POINTS SCORED	241	271	221	242	162	238	203	197
DEFENSE	Minn.	Det.	LA-C	Dal.	NY-G	Wash.	T.B.	Atl.
POINTS ALLOWED	172	234	196	242	247	266	228	179
OPP FIRST DOWNS	181	202	195	205	208	201	205	178
Rushing	38	66	65	64	73	59	53	59
Passing	124	117	112	121	119	123	136	101
Penalty	19	19	18	20	16	19	16	18
OPP YARDS GAINED	2905	3545	3487	3316	3966	3636	3835	2807
Avg per Game	290.5	354.5	348.7	331.6	396.6	363.6	383.5	311.9
OPP RUSHING(net)	777	1142	1389	1157	1327	1146	1072	1023
Avg per Game	77.7	114.2	138.9	115.7	132.7	114.6	107.2	113.7
Rushes	232	260	282	251	303	264	273	237
Yards per Rush	3.3	4.4	4.9	4.6	4.4	4.3	3.9	4.3
OPP PASSING(net)	2128	2403	2098	2159	2639	2490	2763	1784
Avg per Game	212.8	240.3	209.8	215.9	263.9	249.0	276.3	198.2
Passes Att.	361	347	352	350	354	341	360	304
Completed	224	218	222	229	221	215	240	195
Pct Completed	62.0	62.8	63.1	65.4	62.4	63.0	66.7	64.1
Sacked	27	21	30	28	14	24	15	26
Yards Lost	201	136	181	237	74	151	93	188
INTERCEPTED BY	8	11	12	5	7	11	9	2
Yards Returned	94	192	123	56	90	71	175	1
Returned for TD	0	3	1	1	1	1	1	0
OPP PUNT RETURNS	12	16	34	12	27	20	16	12
Avg return	4.6	6.6	7.8	4.5	11.6	10.0	6.0	6.8
OPP KICKOFF RET	29	27	30	22	19	17	19	14
Avg return	23.7	21.0	25.5	22.7	22.9	19.7	20.4	21.3
OPP TOUCHDOWNS	16	28	20	28	27	29	26	18
Rushing	6	12	8	7	6	8	8	5
Passing	10	12	12	18	20	18	17	11
Returns	0	4	0	3	1	3	1	2

WEEK 11 / THROUGH SUNDAY, NOVEMBER 19, 2017

OFFENSE	Clev.	Cin.	Tenn.	Ind.	Buff.	K.C.	Miami	N.E.
GAMES (Won-Lost)	0-10	4-6	6-4	3-7	5-5	6-4	4-6	8-2
FIRST DOWNS	191	153	185	167	170	202	176	250
Rushing	58	39	59	54	56	56	35	60
Passing	104	97	101	97	101	129	116	158
Penalty	29	17	25	16	13	17	25	32
YDS GAINED (tot)	3007	2656	3274	3008	3021	3709	2923	4105
Avg per Game	300.7	265.6	327.4	300.8	302.1	370.9	292.3	410.5
RUSHING (net)	1012	680	1175	959	1177	1184	804	1060
Avg per Game	101.2	68.0	117.5	95.9	117.7	118.4	80.4	106.0
Rushes	238	228	275	273	287	249	222	270
Yards per Rush	4.3	3.0	4.3	3.5	4.1	4.8	3.6	3.9
PASSING (net)	1995	1976	2099	2049	1844	2525	2119	3045
Avg per Game	199.5	197.6	209.9	204.9	184.4	252.5	211.9	304.5
Passes Att.	379	296	324	312	303	335	367	383
Completed	205	183	201	188	191	231	230	264
Pct Completed	54.1	61.8	62.0	60.3	63.0	69.0	62.7	68.9
Yards Gained	2198	2158	2251	2300	1987	2674	2248	3183
Sacked	32	27	25	39	29	25	18	23
Yards Lost	203	182	152	251	143	149	129	138
Had intercepted	20	8	12	7	8	5	13	2
Yards Opp Ret	309	95	213	156	173	29	213	2
Opp TDs on Int	1	0	2	4	1	0	2	0
PUNTS	55	57	47	58	50	43	52	34
Avg Yards	48.0	46.9	51.9	44.8	45.6	44.4	45.3	43.4
PUNT RETURNS	28	33	22	21	15	24	25	15
Avg Return	5.5	9.6	9.6	4.7	9.1	7.5	6.4	10.5
Returned for TD	0	0	0	0	0	1	0	0
KICKOFF RETURNS	17	20	21	20	19	28	23	14
Avg Return	23.9	21.6	19.9	23.3	21.6	23.1	21.0	28.4
Returned for TD	0	0	0	0	0	0	0	1
PENALTIES	70	70	60	67	74	81	84	62
Yards Penalized	614	599	568	583	622	744	635	558
FUMBLES BY	16	17	5	16	12	11	11	9
Fumbles Lost	8	9	5	5	5	2	4	3
Opp Fumbles	14	6	14	16	20	12	14	13
Opp Fum Lost	5	3	5	6	7	5	5	5
POSS. TIME (avg)	28:20	26:45	30:34	29:46	27:29	30:58	28:56	30:48
TOUCHDOWNS	18	21	22	18	22	27	18	30
Rushing	8	3	13	8	8	6	1	7
Passing	9	16	9	9	12	18	16	22
Returns	1	2	0	1	2	3	1	1
EXTRA-PT KICKS	16/17	19/21	21/22	15/17	22/22	25/25	14/17	28/29
2-PT CONVERSIONS	1/1	0/0	0/0	0/1	0/0	0/2	1/1	1/1
FIELD GOALS/FGA	8/12	8/10	23/27	18/19	18/20	25/26	11/12	26/29
POINTS SCORED	150	169	222	179	208	262	157	290
DEFENSE	Clev.	Cin.	Tenn.	Ind.	Buff.	K.C.	Miami	N.E.
POINTS ALLOWED	259	199	253	280	250	220	254	203
OPP FIRST DOWNS	186	199	212	208	225	233	199	221
Rushing	51	62	46	55	75	74	50	63
Passing	116	108	151	131	128	134	128	142
Penalty	19	29	15	22	22	25	21	16
OPP YARDS GAINED	3137	3230	3304	3858	3668	3830	3392	4019
Avg per Game	313.7	323.0	330.4	385.8	366.8	383.0	339.2	401.9
OPP RUSHING(net)	917	1224	892	1113	1199	1292	1099	1199
Avg per Game	91.7	122.4	89.2	111.3	119.9	129.2	109.9	119.9
Rushes	295	316	251	277	285	279	264	241
Yards per Rush	3.1	3.9	3.6	4.0	4.2	4.6	4.2	5.0
OPP PASSING(net)	2220	2006	2412	2745	2469	2538	2293	2820
Avg per Game	222.0	200.6	241.2	274.5	246.9	253.8	229.3	282.0
Passes Att.	316	350	385	348	364	359	321	380
Completed	213	205	236	209	236	196	217	242
Pct Completed	67.4	58.6	61.3	60.1	64.8	54.6	67.6	63.7
Sacked	22	29	17	19	15	19	17	17
Yards Lost	118	180	109	129	80	101	103	112
INTERCEPTED BY	6	7	9	8	11	9	3	8
Yards Returned	97	231	124	127	129	72	21	86
Returned for TD	1	2	0	1	0	0	0	0
OPP PUNT RETURNS	34	27	26	14	27	16	22	17
Avg return	10.1	11.0	7.5	5.4	4.9	5.7	7.5	5.3
OPP KICKOFF RET	7	15	17	15	19	17	20	37
Avg return	13.9	21.3	27.7	18.5	21.9	19.1	20.7	19.1
OPP TOUCHDOWNS	30	19	28	31	27	26	30	24
Rushing	6	6	4	10	16	10	8	5
Passing	20	12	21	15	9	16	18	18
Returns	4	1	3	6	2	0	4	1

WEEK 11 / THROUGH SUNDAY, NOVEMBER 19, 2017

OFFENSE	Car.	NY-J	Chi.	Phil.	N.O.	LA-R	Sea.	S.F.
GAMES (Won-Lost)	7-3	4-6	3-7	9-1	8-2	7-3	6-3	1-9
FIRST DOWNS	208	166	171	214	225	198	177	188
Rushing	82	43	63	73	82	60	44	54
Passing	110	103	88	119	131	120	118	119
Penalty	16	20	20	22	12	18	15	15
YDS GAINED (tot)	3366	3069	3022	3776	4157	3754	3316	3259
Avg per Game	336.6	306.9	302.2	377.6	415.7	375.4	368.4	325.9
RUSHING (net)	1276	1016	1318	1446	1440	1204	906	1015
Avg per Game	127.6	101.6	131.8	144.6	144.0	120.4	100.7	101.5
Rushes	305	252	290	316	299	293	238	232
Yards per Rush	4.2	4.0	4.5	4.6	4.8	4.1	3.8	4.4
PASSING (net)	2090	2053	1704	2330	2717	2550	2410	2244
Avg per Game	209.0	205.3	170.4	233.0	271.7	255.0	267.8	224.4
Passes Att.	329	314	287	319	341	321	336	391
Completed	202	217	172	191	244	198	210	220
Pct Completed	61.4	69.1	59.9	59.9	71.6	61.7	62.5	56.3
Yards Gained	2249	2273	1880	2465	2783	2656	2543	2474
Sacked	23	32	25	24	10	15	23	32
Yards Lost	159	220	176	135	66	106	133	230
Had intercepted	11	8	7	5	5	4	7	9
Yards Opp Ret	164	50	102	40	2	73	102	119
Opp TDs on Int	1	0	1	1	1	0	0	1
PUNTS	40	54	53	40	30	37	52	53
Avg Yards	47.2	47.4	48.0	46.5	47.3	46.8	44.8	44.8
PUNT RETURNS	27	23	22	18	22	27	22	21
Avg Return	6.4	5.7	7.3	11.2	6.4	7.6	7.1	9.0
Returned for TD	0	0	0	0	0	0	0	0
KICKOFF RETURNS	18	20	31	10	22	21	16	22
Avg Return	20.9	19.8	22.3	21.3	19.5	29.3	20.8	18.5
Returned for TD	0	0	0	0	0	1	0	0
PENALTIES	45	81	65	66	62	70	94	78
Yards Penalized	371	739	546	608	540	579	780	613
FUMBLES BY	12	19	18	11	13	17	10	11
Fumbles Lost	5	8	10	5	6	9	2	7
Opp Fumbles	9	15	10	10	13	15	12	14
Opp Fum Lost	4	7	8	6	3	7	7	6
POSS. TIME (avg)	33:42	30:13	28:51	32:50	32:15	29:53	30:45	26:32
TOUCHDOWNS	22	22	20	37	34	31	24	17
Rushing	8	8	7	9	15	11	2	9
Passing	14	14	10	25	15	16	19	8
Returns	0	0	3	3	4	4	3	0
EXTRA-PT KICKS	21/22	21/21	17/17	26/30	30/33	31/31	19/20	15/16
2-PT CONVERSIONS	0/0	0/1	1/2	6/7	1/1	0/0	1/4	0/1
FIELD GOALS/FGA	20/21	16/20	11/16	20/24	22/26	28/29	14/18	19/21
POINTS SCORED	213	201	174	320	302	303	211	174
DEFENSE	Car.	NY-J	Chi.	Phil.	N.O.	LA-R	Sea.	S.F.
POINTS ALLOWED	180	222	221	188	196	186	165	260
OPP FIRST DOWNS	157	206	186	171	180	183	174	227
Rushing	41	52	55	35	56	52	40	77
Passing	106	119	111	120	102	112	103	126
Penalty	10	35	20	16	22	19	31	24
OPP YARDS GAINED	2780	3469	3190	3068	3267	3350	2870	3798
Avg per Game	278.0	346.9	319.0	306.8	326.7	335.0	318.9	379.8
OPP RUSHING(net)	806	1179	1060	710	1154	1233	909	1335
Avg per Game	80.6	117.9	106.0	71.0	115.4	123.3	101.0	133.5
Rushes	209	291	276	193	245	272	227	337
Yards per Rush	3.9	4.1	3.8	3.7	4.7	4.5	4.0	4.0
OPP PASSING(net)	1974	2290	2130	2358	2113	2117	1961	2463
Avg per Game	197.4	229.0	213.0	235.8	211.3	211.7	217.9	246.3
Passes Att.	319	350	318	395	329	338	324	340
Completed	205	213	209	241	200	199	184	217
Pct Completed	64.3	60.9	65.7	61.0	60.8	58.9	56.8	63.8
Sacked	29	19	29	29	27	28	25	20
Yards Lost	165	114	186	199	183	173	175	120
INTERCEPTED BY	5	10	4	14	10	12	8	6
Yards Returned	65	145	226	163	127	270	181	85
Returned for TD	0	0	2	1	2	2	2	0
OPP PUNT RETURNS	13	26	28	19	12	13	25	22
Avg return	5.9	8.5	12.1	7.0	11.4	5.2	7.4	2.5
OPP KICKOFF RET	7	12	20	27	15	12	20	7
Avg return	20.7	22.3	24.4	23.6	25.9	21.7	18.2	25.1
OPP TOUCHDOWNS	20	27	23	20	22	22	18	28
Rushing	4	6	8	4	6	10	8	9
Passing	14	20	11	14	14	12	10	18
Returns	2	1	4	2	2	0	0	1

WEEK 11 / THROUGH SUNDAY, NOVEMBER 19, 2017

OFFENSE	Jax	Ariz.	Denv.	Oak.	G.B.	Pitt.	Hou.	Balt.
GAMES (Won-Lost)	7-3	4-6	3-7	4-6	5-5	8-2	4-6	5-5
FIRST DOWNS	201	198	191	187	199	204	214	179
Rushing	67	31	56	45	58	59	61	62
Passing	110	137	119	124	120	123	121	99
Penalty	24	30	16	18	21	22	32	18
YDS GAINED (tot)	3621	3282	3298	3265	3088	3575	3500	2798
Avg per Game	362.1	328.2	329.8	326.5	308.8	357.5	350.0	279.8
RUSHING (net)	1606	693	1129	897	1024	1024	1285	1146
Avg per Game	160.6	69.3	112.9	89.7	102.4	102.4	128.5	114.6
Rushes	349	232	278	214	236	288	302	287
Yards per Rush	4.6	3.0	4.1	4.2	4.3	3.6	4.3	4.0
PASSING (net)	2015	2589	2169	2368	2064	2551	2215	1652
Avg per Game	201.5	258.9	216.9	236.8	206.4	255.1	221.5	165.2
Passes Att.	318	392	364	362	351	352	329	336
Completed	184	230	214	228	224	218	192	219
Pct Completed	57.9	58.7	58.8	63.0	63.8	61.9	58.4	65.2
Yards Gained	2084	2775	2370	2456	2325	2641	2431	1806
Sacked	16	28	31	15	36	14	32	22
Yards Lost	69	186	201	88	261	90	216	154
Had intercepted	7	11	14	9	10	10	11	11
Yards Opp Ret	50	200	322	46	141	149	335	216
Opp TDs on Int	0	1	1	0	1	2	2	1
PUNTS	55	53	44	40	44	43	57	55
Avg Yards	43.5	46.5	44.4	50.0	44.5	43.9	49.5	45.5
PUNT RETURNS	20	23	29	16	15	16	23	20
Avg Return	8.5	5.3	9.0	5.4	8.9	6.1	9.7	12.6
Returned for TD	1	0	0	0	0	0	0	1
KICKOFF RETURNS	10	18	27	21	17	13	17	17
Avg Return	21.4	19.6	23.4	23.1	22.0	16.5	20.9	28.4
Returned for TD	0	0	0	0	0	0	0	1
PENALTIES	68	73	73	67	63	70	71	60
Yards Penalized	594	586	592	620	520	582	607	471
FUMBLES BY	14	11	17	17	11	8	15	14
Fumbles Lost	5	5	9	6	4	3	8	4
Opp Fumbles	18	11	5	12	14	13	12	13
Opp Fum Lost	10	2	2	6	9	4	4	7
POSS. TIME (avg)	32:33	29:10	31:48	28:18	28:54	31:51	30:48	30:02
TOUCHDOWNS	27	20	19	24	25	22	33	22
Rushing	9	4	5	9	9	5	6	5
Passing	12	15	12	15	15	16	23	11
Returns	6	1	2	0	1	1	4	6
EXTRA-PT KICKS	21/24	17/18	18/18	22/23	21/23	19/20	27/29	19/19
2-PT CONVERSIONS	1/3	0/1	0/1	1/1	0/2	1/2	2/4	1/3
FIELD GOALS/FGA	20/25	13/19	17/23	12/14	11/14	24/27	12/14	20/23
POINTS SCORED	245	176	183	204	204	227	267	213
DEFENSE	Jax	Ariz.	Denv.	Oak.	G.B.	Pitt.	Hou.	Balt.
POINTS ALLOWED	141	254	259	247	230	165	262	171
OPP FIRST DOWNS	157	193	167	195	199	159	180	173
Rushing	53	53	36	56	56	50	44	59
Passing	92	123	110	126	126	94	116	97
Penalty	12	17	21	13	17	15	20	17
OPP YARDS GAINED	2756	3442	2832	3670	3401	2876	3448	3060
Avg per Game	275.6	344.2	283.2	367.0	340.1	287.6	344.8	306.0
OPP RUSHING(net)	1136	1013	855	1138	1057	976	920	1208
Avg per Game	113.6	101.3	85.5	113.8	105.7	97.6	92.0	120.8
Rushes	253	276	260	277	284	239	251	297
Yards per Rush	4.5	3.7	3.3	4.1	3.7	4.1	3.7	4.1
OPP PASSING(net)	1620	2429	1977	2532	2344	1900	2528	1852
Avg per Game	162.0	242.9	197.7	253.2	234.4	190.0	252.8	185.2
Passes Att.	322	369	311	325	323	320	328	318
Completed	184	224	192	235	220	193	209	181
Pct Completed	57.1	60.7	61.7	72.3	68.1	60.3	63.7	56.9
Sacked	40	24	22	14	21	34	25	28
Yards Lost	264	148	119	81	158	257	158	192
INTERCEPTED BY	13	9	5	0	7	12	10	16
Yards Returned	269	199	126	0	49	136	142	288
Returned for TD	2	1	1	0	1	0	2	2
OPP PUNT RETURNS	16	31	17	21	16	17	31	22
Avg return	7.4	11.0	10.5	6.5	5.7	8.9	11.6	9.1
OPP KICKOFF RET	25	20	11	10	20	22	18	16
Avg return	22.5	19.4	28.7	21.0	23.5	21.6	22.6	18.8
OPP TOUCHDOWNS	15	29	30	25	24	18	29	18
Rushing	6	9	4	6	9	7	3	6
Passing	7	18	22	17	13	9	22	11
Returns	2	2	4	2	2	2	4	1

WEEK 11 / THROUGH SUNDAY, NOVEMBER 19, 2017

OFFENSE	NFL/Avg
GAMES (Won-Lost)	---
FIRST DOWNS	192.7
Rushing	55.3
Passing	117.9
Penalty	19.5
YDS GAINED (tot)	3350.4
Avg per Game	337.1
RUSHING (net)	1083.0
Avg per Game	109.0
Rushes	265.5
Yards per Rush	4.1
PASSING (net)	2267.3
Avg per Game	228.2
Passes Att.	341.3
Completed	213.3
Pct Completed	62.5
Yards Gained	2420.0
Sacked	23.6
Yards Lost	152.7
Had intercepted	8.3
Yards Opp Ret	130.0
Opp TDs on Int	0.9
PUNTS	46.7
Avg Yards	45.9
PUNT RETURNS	20.7
Avg Return	8.1
Returned for TD	0.2
KICKOFF RETURNS	18.3
Avg Return	21.9
Returned for TD	0.1
PENALTIES	67.4
Yards Penalized	579.6
FUMBLES BY	12.9
Fumbles Lost	5.7
Opp Fumbles	12.9
Opp Fum Lost	5.7
POSS. TIME (avg)	30:00
TOUCHDOWNS	24.2
Rushing	7.2
Passing	15.0
Returns	2.1
EXTRA POINTS(tot)	94%
Kicks Made/2Pt	39%
FIELD GOALS/FGA	17/20
POINTS SCORED	219.7
DEFENSE	NFL/Avg
POINTS ALLOWED	219.7
OPP FIRST DOWNS	192.7
Rushing	55.3
Passing	117.9
Penalty	19.5
OPP YARDS GAINED	3350.4
Avg per Game	337.1
OPP RUSHING(net)	1083.0
Avg per Game	109.0
Rushes	265.5
Yards per Rush	4.1
OPP PASSING(net)	2267.3
Avg per Game	228.2
Passes Att.	341.3
Completed	213.3
Pct Completed	62.5
Sacked	23.6
Yards Lost	152.7
INTERCEPTED BY	8.3
Yards Returned	130.0
Returned for TD	0.9
OPP PUNT RETURNS	20.7
Avg return	8.1
OPP KICKOFF RET	18.3
Avg return	21.9
OPP TOUCHDOWNS	24.2
Rushing	7.2
Passing	15.0
Returns	2.1

WEEK 11 / THROUGH SUNDAY, NOVEMBER 19, 2017

TEAM RANKINGS

American Football Conference

Offense Defense

	Total	Rush	Pass	Total	Rush	Pass
Balt.	15	6	16	4	13	2
Buff.	11	4	15	12	11T	11
Cin.	16	16	14	6	14	5
Cleve.	13	11	13	5	3	7
Denver	7	7	7	2	1	4
Hou.	5	2	6	9	4	12
Ind.	12	12	11	15	7	15
Jax	3	*1	12	*1	8	*1
K.C.	2	3	3	14	15	14
L.A.-C	6	13	4	11	16	6
Miami	14	15	8	8	6	9
N.E.	1	8	*1	16	11T	16
Jets	10	10	10	10	10	8
Oak.	9	14	5	13	9	13
Pitt.	4	9	2	3	5	3
Tenn.	8	5	9	7	2	10

National Football Conference

Offense Defense

	Total	Rush	Pass	Total	Rush	Pass
Ariz.	12	16	4	11	5	12
Atl.	6	8	8	4	9	2
Car.	11	5	13	1	3	1
Chi.	16	4	16	6	7	6
Dallas	9	3	15	8	13	7
Det.	10	14	5	12	10	11
G.B.	14	10	14	10	6	9
Rams	3	7	7	9	14	4
Minn.	4	6	9	2	2	5
N.O.	*1	2	1	7	12	3
Giants	15	13	12	16	15	15
Phil.	2	1	10	3	*1	10
S.F.	13	11	11	14	16	13
Sea.	5	12	2	5	4	8
T.B.	8	15	3	15	8	16
Wash.	7	9	6	13	11	14

National Football League

Offense Defense

	Total	Rush	Pass	Total	Rush	Pass
Ariz.	19	31	5	19	10	22
Atl.	8	13	11	8	17	6
Balt.	31	14	32	6	26	2
Buff.	27	11	30	25	24T	24
Car.	17	7	22	2	3	4
Chi.	26	5	31	11	12	12
Cin.	32	32	29	12	27	7
Cleve.	29	22	28	9	6	15
Dallas	14	4	26	15	22	13
Denver	18	15	18	3	4	5
Det.	16	28	6	23	19	20
G.B.	23	18T	23	18	11	18
Hou.	12	6	17	20	7	26
Ind.	28	24	25	30	15	30
Jax	9	*1	27	*1	16	*1
K.C.	6	10	10	28	29	28
L.A.-C	15	25	13	22	32	8
Rams	4	9	9	16	28	10
Miami	30	29	20	17	14	17
Minn.	5	8	12	5	2	11
N.E.	2	16	*1	32	24T	32
N.O.	*1	3	2	13	21	9
Giants	24	26	19	31	30	29
Jets	25	20	24	21	23	16
Oak.	21	27	14	26	18	27
Phil.	3	2	15	7	*1	19
Pitt.	11	18T	8	4	8	3
S.F.	22	21	16	27	31	23
Sea.	7	23	3	10	9	14
T.B.	13	30	4	29	13	31
Tenn.	20	12	21	14	5	21
Wash.	10	17	7	24	20	25

T = Tied for position

* = League Leader

WEEK 11 / THROUGH SUNDAY, NOVEMBER 19, 2017

AFC / TEAM/OFFENSE RANK

Tm	(A)	(B)	(C)	(D)	(E)	(F)	(G)	(H)	(I)	(J)	(K)	(L)	(M)	(N)	(O)	(P)	(Q)
BAL	15	16	6	10	16	16	11	7	11	15	4	1	1	9	10	8	7
BUF	11	11	4	7	15	12	8	13	13	5	11	6	8	8	7	9	4
CIN	16	13	16	16	14	7	9	12	16	14	5t	4t	9	7	11	14	11t
CLE	13	15	11	5	13	15	16	10	7t	16	2t	14	3	5	6	16	15
DEN	7	10	7	8	7	14	15	11	7t	2	13t	7	4	13	13	12	14
HOU	5	7	2	4	6	6	12	14	2	10	5t	3	12	3	5	2	8t
IND	12	12	12	15	11	11	5	16	14	7	16	16	5	11	3	13	2
JAC	3	6	1	2	12	8	4	5	5	6	1	8	10	15	15	4	11t
KC	2	1	3	1	3	2	2	8	4	4	13t	10	7	12	12	3	1
LAC	6	3	13	12	4	4	3	1	6	12	5t	9	15	4	8	7	16
MIA	14	14	15	13	8	13	13	4	12	13	15	11	11	10	9	15	3
NE	1	2	8	11	1	1	1	6	1	1	5t	2	2	16	14	1	5
NYJ	10	9	10	9	10	10	7	15	15	9	2t	13	14	6	4	11	11t
OAK	9	4	14	6	5	5	6	3	9	3	10	15	6	2	2	10	8t
PIT	4	5	9	14	2	3	10	2	3	8	12	12	16	14	16	5	6
TEN	8	8	5	3	9	9	14	9	10	11	5t	4t	13	1	1	6	10

AFC / OPPONENT/DEFENSE RANK

Tm	(A)	(B)	(C)	(D)	(E)	(F)	(G)	(H)	(I)	(J)	(K)	(L)	(M)	(N)	(O)	(P)	(Q)	(R)	(S)
BAL	4	3	13	8	2	3	1	3	4	3t	4t	12	3	5	5	3	11	4t	10
BUF	12	10	11t	12	11	9	6	16	15	13	13t	1	10	1	1	10	15	11	15
CIN	6	2	14	5	5	2	12	5	9t	15	4t	15	8	12	3	5	10	9	14
CLE	5	6	3	1	7	10	13	8	6	7	11t	13	1	8	6	13t	7	16	9
DEN	2	4	1	2	4	6	14	7	3	1	4t	14	16	13	7	13t	12	13	3
HOU	9	12	4	4	12	14	5	6	5	6	9	16	13	14	11	15	14	7	5
IND	15	15	7	6	15	16	10	9	12	12	15	3	2	15	15	16	4	15	16
JAC	1	1	8	13	1	1	2	1	1	2	1	6	12	9	8	1	13	1	1
KC	14	13	15	14	14	11	8	12	16	9	13t	4	4	2	2	7	5	4t	8
LAC	11	8	16	15	6	5	4	4	7t	11	4t	9	14	10	9	4	8t	6	7
MIA	8	11	6	11	9	12	15	11	9t	8	4t	7	6	11	14	12	2	14	13
NE	16	16	11t	16	16	13	11	13	14	14	10	2	5	4	4	6	1	2	4
NYJ	10	9	10	7	8	8	7	10	11	10	2	10	11	7	10	8	3	8	11
OAK	13	14	9	10	13	15	16	15	7t	16	11t	5	7	6	12	9	8t	12	12
PIT	3	5	5	9	3	4	3	2	2	3t	3	11	9	3	13	2	6	3	2
TEN	7	7	2	3	10	7	9	14	13	3t	16	8	15	16	16	11	16	10	6

- (A) Total Yards per Game
- (B) Yards per Play
- (C) Rushing Yards per Game
- (D) Rushing Yards per Attempt
- (E) Passing Net Yards per Game
- (F) Passing Net Yards per Play
- (G) Passing, Percent Had Intercepted
- (H) Sacks per Pass Play
- (I) First Downs per Game
- (J) Third Down Efficiency
- (K) Fourth Down Efficiency
- (L) Punt Return Average
- (M) Kickoff Return Average
- (N) Gross Punting Average
- (O) Net Punting Average
- (P) Points per Game
- (Q) Field Goal Percentage
- (R) Points per Game Differential
- (S) Net Yards per Game Differential

WEEK 11 / THROUGH SUNDAY, NOVEMBER 19, 2017

NFC / TEAM/OFFENSE RANK

Tm	(A)	(B)	(C)	(D)	(E)	(F)	(G)	(H)	(I)	(J)	(K)	(L)	(M)	(N)	(O)	(P)	(Q)
ARI	12	12	16	16	4	10	14	10	9t	11	11	15	13	6	13	13	16
ATL	6	2	8	5	8	3	13	4	5	6	13t	7	12	10	5	9	7t
CAR	11	11	5	8	13	11	16	9	4	1	12	12	8	3	3	10	2
CHI	16	13	4	4	16	14	12	14	16	14	6t	9	4	1	12	14t	15
DAL	9	9	3	2	15	12	9	7	6t	5	6t	14	2	13	6	5	5t
DET	10	10	14	15	5	9	2	15	13	10	16	1	16	14	9	4	5t
GB	14	15	10	7	14	15	15	16	8	9	4t	6	5t	11	4	11	11
LAR	3	3	7	9	7	2	1	3	9t	2	13t	8	1	4	1	2	1
MIN	4	6	6	10	9	4	4	1	3	4	15	3	3	16	11	6	4
NO	1	1	2	1	1	1	5	2	1	7	1	11	14	2	7	3	9
NYG	15	16	13	11	12	13	7	6	15	16	8	13	11	12	16	16	13
PHI	2	4	1	3	10	6	6	12	2	3	2	2	7	5	8	1	10
SF	13	14	11	6	11	16	10	13	14	15	9	5	15	9	2	14t	3
SEA	5	7	12	13	2	7	8	8	11	8	4t	10	9	8	10	8	12
TB	8	8	15	14	3	8	11	5	6t	13	10	4	5t	15	14	12	14
WAS	7	5	9	12	6	5	3	11	12	12	3	16	10	7	15	7	7t

NFC / OPPONENT/DEFENSE RANK

Tm	(A)	(B)	(C)	(D)	(E)	(F)	(G)	(H)	(I)	(J)	(K)	(L)	(M)	(N)	(O)	(P)	(Q)	(R)	(S)
ARI	11	7	5	2	12	10	8	11	7	14	7	13	2	7	14	14	16	14	10
ATL	4	2	9	10	2	1	16	3	9	8	12	9	7	14	8	7	8	8	5
CAR	1	5	3	6	1	5	13	2	1	3	2	6	5	12	13	2	9t	7	4
CHI	6	6	7	5	6	9	15	1	6	6	14	16	14	15	16	8	14	13	12
DAL	8	9	13	15	7	6	14	6	13t	12	8	2	9	9	12	12	5t	9	8
DET	12	13	10	13	11	11	4	13	12	4t	10t	8	6	11	1	11	2	6	11
GB	10	10	6	4	9	12	10	12	10	9	15	5	11	2	4	10	11	11	13
LAR	9	8	14	14	4	7	1	4	5	7	9	4	8	1	2	4	1	2	7
MIN	2	1	2	1	5	2	9	8	4	1	10t	3	13	6	6	1	13	4	2
NO	7	11	12	16	3	8	5	5	3	10	4t	14	16	5	5	6	4	3	1
NYG	16	15	15	12	15	15	11	16	15	13	3	15	10	3	9	13	5t	15	16
PHI	3	3	1	3	10	3	2	9	2	2	4t	10	12	10	3	5	12	1	3
SF	14	12	16	8	13	14	12	14	16	15	16	1	15	13	7	15	15	16	15
SEA	5	4	4	9	8	4	7	7	8	4t	4t	11	1	8	10	3	9t	5	6
TB	15	16	8	7	16	16	6	15	13t	16	1	7	4	16	15	9	7	10	14
WAS	13	14	11	11	14	13	3	10	11	11	13	12	3	4	11	16	3	12	9

- (A) Total Yards per Game
- (B) Yards per Play
- (C) Rushing Yards per Game
- (D) Rushing Yards per Attempt
- (E) Passing Net Yards per Game
- (F) Passing Net Yards per Play
- (G) Passing, Percent Had Intercepted
- (H) Sacks per Pass Play
- (I) First Downs per Game
- (J) Third Down Efficiency
- (K) Fourth Down Efficiency
- (L) Punt Return Average
- (M) Kickoff Return Average
- (N) Gross Punting Average
- (O) Net Punting Average
- (P) Points per Game
- (Q) Field Goal Percentage
- (R) Points per Game Differential
- (S) Net Yards per Game Differential

WEEK 11 / THROUGH SUNDAY, NOVEMBER 19, 2017

NFL / TEAM/OFFENSE RANK

Tm	(A)	(B)	(C)	(D)	(E)	(F)	(G)	(H)	(I)	(J)	(K)	(L)	(M)	(N)	(O)	(P)	(Q)
BAL	31	32	14	21	32	32	26	13	25	31	7t	2	2	15	18	17t	13
BUF	27	27	11	16	30	24	20	28	29	13	23	10	14	14	14	19	7
CIN	32	29	32	32	29	17	22	26	32	30	10t	8t	15	10	20	29	21t
CLE	29	31	22	12	28	31	32	23	19t	32	5t	27	6	6	13	32	31
DEN	18	26	15	17	18	27	31	24	19t	7	25t	12	7	24	24	24	26
HOU	12	17	6	11	17	16	27t	29	3t	21	10t	7	20	3	9	6	14t
IND	28	28	24	28	25	23	14	32	30	17	31t	32	8	19	6	25	4
JAC	9	16	1	4	27	18	13	10	12	16	3	14	16	29	27	8	21t
KC	6	2	10	3	10	6	7	19	9t	11	25t	18	10	23	22	7	2
LAC	15	10	25	24	13	11	10	3	14t	25	10t	16	30	4	15	15	32
MIA	30	30	29	26	20	26	29	7	26	26	30	21	18	16	17	31	5
NE	2	3	16	22	1	3	1	12	1	5	10t	5	3	30	26	4	8
NYJ	25	19	20	19	24	21	19	30	31	19t	5t	26	26	7	8	23	21t
OAK	21	11	27	13	14	14	18	5	23	9	19t	28	9	2	2	20t	14t
PIT	11	12	18t	27	8	7	24	4	8	18	24	24	32	26	28	13	9
TEN	20	18	12	10	21	19	30	21	24	24	10t	8t	25	1	1	14	16
ARI	19	21	31	31	5	15	23	17	14t	19t	21	30	27	13	29	26	30
ATL	8	4	13	7	11	4	21	8	7	8	25t	15	24	21	10	16	17t
CAR	17	20	7	14	22	20	27t	16	6	1	22	23	19	9	5	17t	3
CHI	26	22	5	6	31	28	17	25	28	27	10t	19	11	5	25	27t	29
DAL	14	14	4	2	26	22	12	14	9t	6	10t	29	4	27	11	9	11t
DET	16	15	28	30	6	13	3	27	21	15	31t	1	31	28	19	5	11t
GB	23	24	18t	9	23	29	25	31	13	14	7t	13	12t	22	7	20t	24
LAR	4	5	9	15	9	2	2	6	14t	2	25t	17	1	11	3	2	1
MIN	5	8	8	18	12	5	5	1	5	4	29	4	5	32	23	10	10
NO	1	1	3	1	2	1	6	2	2	10	1	22	28	8	12	3	19
NYG	24	25	26	20	19	25	9	11	27	29	17	25	23	25	32	30	27
PHI	3	6	2	5	15	9	8	20	3t	3	2	3	17	12	16	1	20
SF	22	23	21	8	16	30	15	22	22	28	18	11	29	20	4	27t	6
SEA	7	9	23	25	3	10	11	15	17	12	7t	20	21	18	21	12	25
TB	13	13	30	29	4	12	16	9	9t	23	19t	6	12t	31	30	22	28
WAS	10	7	17	23	7	8	4	18	18	22	4	31	22	17	31	11	17t

- (A) Total Yards per Game
- (B) Yards per Play
- (C) Rushing Yards per Game
- (D) Rushing Yards per Attempt
- (E) Passing Net Yards per Game
- (F) Passing Net Yards per Play
- (G) Passing, Percent Had Intercepted
- (H) Sacks per Pass Play
- (I) First Downs per Game
- (J) Third Down Efficiency
- (K) Fourth Down Efficiency
- (L) Punt Return Average
- (M) Kickoff Return Average
- (N) Gross Punting Average
- (O) Net Punting Average
- (P) Points per Game
- (Q) Field Goal Percentage

WEEK 11 / THROUGH SUNDAY, NOVEMBER 19, 2017

NFL / OPPONENT/DEFENSE RANK

Tm	(A)	(B)	(C)	(D)	(E)	(F)	(G)	(H)	(I)	(J)	(K)	(L)	(M)	(N)	(O)	(P)	(Q)	(R)	(S)
BAL	6	4	26	17	2	3	1	5	6	5t	7t	23	4	11	7	3	22t	9t	22
BUF	25	22	24t	21	24	19	11	31	30	24	22t	4	18	1	2	23	30	23	30
CIN	12	2	27	11	7	2	22	8	18t	28	7t	28	15	25	5	12	21	21	29
CLE	9	8	6	1	15	21	24	18	11t	13	19t	25	1	15	12	27t	13t	32	18
DEN	3	5	4	2	5	14	26	16	4	3	7t	26	32	26	13	27t	24	26	9
HOU	20	25	7	5	26	28	9	13	7t	8	15	30	21	27	20	30	29	15	13
IND	30	31	15	15	30	32	18	23	26t	22	24	7	3	29	31	32	8t	31	31
JAC	1	1	16	26	1	1	2	1	1t	4	1t	16	20	17	14	1	28	4	2
KC	28	27	29	29	28	22	13	26	32	17	22t	8t	5	3	3	14	11	9t	17
LAC	22	16	32	31	8	7	6	7	15t	20	7t	20	29	21	15	9t	15t	13	16
MIA	17	23	14	20	17	23	30	25	18t	16	7t	18	10	24	28	25t	3	30	27
NE	32	32	24t	32	32	27	21	27	29	25	18	6	6	7	6	13	2	5	12
NYJ	21	17	23	16	16	18	12	24	25	18	3	21	19	14	17	16	4	17	24
OAK	26	30	18	19	27	31	32	29	15t	31	19t	12	12t	13	24	21t	15t	24	25
PIT	4	6	8	18	3	4	3	2	3	5t	4t	22	16	4	25	2	12	7	5
TEN	14	12	5	4	21	15	17	28	28	5t	27	19	31	32	32	24	31t	22	14
ARI	19	14	10	6	22	17	16	19	13	29	16	27	7	12	27	25t	31t	27	19
ATL	8	7	17	22	6	5	31	6	17	15	28	14	14	28	18	11	15t	14	7
CAR	2	11	3	10	4	10	27	4	1t	9	4t	10	11	22	26	5	18t	12	6
CHI	11	13	12	9	12	16	29	3	11t	12	30	32	27	30	30	15	26	25	21
DAL	15	18	22	28	13	11	28	11	23t	26	17	2	22	18	23	20	8t	16	11
DET	23	24	19	25	20	20	8	21	22	10t	25t	13	12t	20	1	19	5	11	20
GB	18	19	11	8	18	24	20	20	18t	19	31	8t	24	5	9	18	20	19	23
LAR	16	15	28	27	10	12	4	9	10	14	21	5	17	2	4	7	1	2	10
MIN	5	3	2	3	11	6	19	14	9	1	25t	3	26	10	11	4	25	6	3
NO	13	20	21	30	9	13	10	10	7t	21	7t	29	30	9	10	9t	7	3	1
NYG	31	28	30	24	29	29	23	32	26t	27	6	31	23	6	19	21t	8t	28	32
PHI	7	9	1	7	19	8	5	15	5	2	7t	15	25	19	8	8	22t	1	4
SF	27	21	31	13	23	26	25	22	31	30	32	1	28	23	16	29	27	29	28
SEA	10	10	9	14	14	9	15	12	14	10t	7t	17	2	16	21	6	18t	8	8
TB	29	29	13	12	31	30	14	30	23t	32	1t	11	9	31	29	17	13t	18	26
WAS	24	26	20	23	25	25	7	17	21	23	29	24	8	8	22	31	6	20	15

- (A) Total Yards per Game
- (B) Yards per Play
- (C) Rushing Yards per Game
- (D) Rushing Yards per Attempt
- (E) Passing Net Yards per Game
- (F) Passing Net Yards per Play
- (G) Passing, Percent Had Intercepted
- (H) Sacks per Pass Play
- (I) First Downs per Game
- (J) Third Down Efficiency
- (K) Fourth Down Efficiency
- (L) Punt Return Average
- (M) Kickoff Return Average
- (N) Gross Punting Average
- (O) Net Punting Average
- (P) Points per Game
- (Q) Field Goal Percentage
- (R) Points per Game Differential
- (S) Net Yards per Game Differential

WEEK 11 / THROUGH SUNDAY, NOVEMBER 19, 2017**AFC / TOTAL OFFENSE**

Rank	Team	Total	Rushing	Passing	Total	Rushing	Passing
1)	New England	4105	1060	3045	410.5	106.0	304.5
2)	Kansas City	3709	1184	2525	370.9	118.4	252.5
3)	Jacksonville	3621	1606	2015	362.1	160.6	201.5
4)	Pittsburgh	3575	1024	2551	357.5	102.4	255.1
5)	Houston	3500	1285	2215	350.0	128.5	221.5
6)	Los Angeles Chargers	3413	944	2469	341.3	94.4	246.9
7)	Denver	3298	1129	2169	329.8	112.9	216.9
8)	Tennessee	3274	1175	2099	327.4	117.5	209.9
9)	Oakland	3265	897	2368	326.5	89.7	236.8
10)	New York Jets	3069	1016	2053	306.9	101.6	205.3
11)	Buffalo	3021	1177	1844	302.1	117.7	184.4
12)	Indianapolis	3008	959	2049	300.8	95.9	204.9
13)	Cleveland	3007	1012	1995	300.7	101.2	199.5
14)	Miami	2923	804	2119	292.3	80.4	211.9
15)	Baltimore	2798	1146	1652	279.8	114.6	165.2
16)	Cincinnati	2656	680	1976	265.6	68.0	197.6

AFC / TOTAL DEFENSE

Rank	Team	Total	Rushing	Passing	Total	Rushing	Passing
1)	Jacksonville	2756	1136	1620	275.6	113.6	162.0
2)	Denver	2832	855	1977	283.2	85.5	197.7
3)	Pittsburgh	2876	976	1900	287.6	97.6	190.0
4)	Baltimore	3060	1208	1852	306.0	120.8	185.2
5)	Cleveland	3137	917	2220	313.7	91.7	222.0
6)	Cincinnati	3230	1224	2006	323.0	122.4	200.6
7)	Tennessee	3304	892	2412	330.4	89.2	241.2
8)	Miami	3392	1099	2293	339.2	109.9	229.3
9)	Houston	3448	920	2528	344.8	92.0	252.8
10)	New York Jets	3469	1179	2290	346.9	117.9	229.0
11)	Los Angeles Chargers	3487	1389	2098	348.7	138.9	209.8
12)	Buffalo	3668	1199	2469	366.8	119.9	246.9
13)	Oakland	3670	1138	2532	367.0	113.8	253.2
14)	Kansas City	3830	1292	2538	383.0	129.2	253.8
15)	Indianapolis	3858	1113	2745	385.8	111.3	274.5
16)	New England	4019	1199	2820	401.9	119.9	282.0

NFC / TOTAL OFFENSE

Rank	Team	Total	Rushing	Passing	Total	Rushing	Passing
1)	New Orleans	4157	1440	2717	415.7	144.0	271.7
2)	Philadelphia	3776	1446	2330	377.6	144.6	233.0
3)	Los Angeles Rams	3754	1204	2550	375.4	120.4	255.0
4)	Minnesota	3725	1233	2492	372.5	123.3	249.2
5)	Seattle	3316	906	2410	368.4	100.7	267.8
6)	Atlanta	3312	1048	2264	368.0	116.4	251.6
7)	Washington	3594	1026	2568	359.4	102.6	256.8
8)	Tampa Bay	3428	798	2630	342.8	79.8	263.0
9)	Dallas	3422	1404	2018	342.2	140.4	201.8
10)	Detroit	3384	808	2576	338.4	80.8	257.6
11)	Carolina	3366	1276	2090	336.6	127.6	209.0
12)	Arizona	3282	693	2589	328.2	69.3	258.9
13)	San Francisco	3259	1015	2244	325.9	101.5	224.4
14)	Green Bay	3088	1024	2064	308.8	102.4	206.4
15)	New York Giants	3085	920	2165	308.5	92.0	216.5
16)	Chicago	3022	1318	1704	302.2	131.8	170.4

NFC / TOTAL DEFENSE

Rank	Team	Total	Rushing	Passing	Total	Rushing	Passing
1)	Carolina	2780	806	1974	278.0	80.6	197.4
2)	Minnesota	2905	777	2128	290.5	77.7	212.8
3)	Philadelphia	3068	710	2358	306.8	71.0	235.8
4)	Atlanta	2807	1023	1784	311.9	113.7	198.2
5)	Seattle	2870	909	1961	318.9	101.0	217.9
6)	Chicago	3190	1060	2130	319.0	106.0	213.0
7)	New Orleans	3267	1154	2113	326.7	115.4	211.3
8)	Dallas	3316	1157	2159	331.6	115.7	215.9
9)	Los Angeles Rams	3350	1233	2117	335.0	123.3	211.7
10)	Green Bay	3401	1057	2344	340.1	105.7	234.4
11)	Arizona	3442	1013	2429	344.2	101.3	242.9
12)	Detroit	3545	1142	2403	354.5	114.2	240.3
13)	Washington	3636	1146	2490	363.6	114.6	249.0
14)	San Francisco	3798	1335	2463	379.8	133.5	246.3
15)	Tampa Bay	3835	1072	2763	383.5	107.2	276.3
16)	New York Giants	3966	1327	2639	396.6	132.7	263.9

WEEK 11 / THROUGH SUNDAY, NOVEMBER 19, 2017**NFL / TOTAL OFFENSE**

Rank	Team	Total	Rushing	Passing	Total	Rushing	Passing
1)	New Orleans	4157	1440	2717	415.7	144.0	271.7
2)	New England	4105	1060	3045	410.5	106.0	304.5
3)	Philadelphia	3776	1446	2330	377.6	144.6	233.0
4)	Los Angeles Rams	3754	1204	2550	375.4	120.4	255.0
5)	Minnesota	3725	1233	2492	372.5	123.3	249.2
6)	Kansas City	3709	1184	2525	370.9	118.4	252.5
7)	Seattle	3316	906	2410	368.4	100.7	267.8
8)	Atlanta	3312	1048	2264	368.0	116.4	251.6
9)	Jacksonville	3621	1606	2015	362.1	160.6	201.5
10)	Washington	3594	1026	2568	359.4	102.6	256.8
11)	Pittsburgh	3575	1024	2551	357.5	102.4	255.1
12)	Houston	3500	1285	2215	350.0	128.5	221.5
13)	Tampa Bay	3428	798	2630	342.8	79.8	263.0
14)	Dallas	3422	1404	2018	342.2	140.4	201.8
15)	Los Angeles Chargers	3413	944	2469	341.3	94.4	246.9
16)	Detroit	3384	808	2576	338.4	80.8	257.6
17)	Carolina	3366	1276	2090	336.6	127.6	209.0
18)	Denver	3298	1129	2169	329.8	112.9	216.9
19)	Arizona	3282	693	2589	328.2	69.3	258.9
20)	Tennessee	3274	1175	2099	327.4	117.5	209.9
21)	Oakland	3265	897	2368	326.5	89.7	236.8
22)	San Francisco	3259	1015	2244	325.9	101.5	224.4
23)	Green Bay	3088	1024	2064	308.8	102.4	206.4
24)	New York Giants	3085	920	2165	308.5	92.0	216.5
25)	New York Jets	3069	1016	2053	306.9	101.6	205.3
26)	Chicago	3022	1318	1704	302.2	131.8	170.4
27)	Buffalo	3021	1177	1844	302.1	117.7	184.4
28)	Indianapolis	3008	959	2049	300.8	95.9	204.9
29)	Cleveland	3007	1012	1995	300.7	101.2	199.5
30)	Miami	2923	804	2119	292.3	80.4	211.9
31)	Baltimore	2798	1146	1652	279.8	114.6	165.2
32)	Cincinnati	2656	680	1976	265.6	68.0	197.6

NFL / TOTAL DEFENSE

Rank	Team	Total	Rushing	Passing	Total	Rushing	Passing
1)	Jacksonville	2756	1136	1620	275.6	113.6	162.0
2)	Carolina	2780	806	1974	278.0	80.6	197.4
3)	Denver	2832	855	1977	283.2	85.5	197.7
4)	Pittsburgh	2876	976	1900	287.6	97.6	190.0
5)	Minnesota	2905	777	2128	290.5	77.7	212.8
6)	Baltimore	3060	1208	1852	306.0	120.8	185.2
7)	Philadelphia	3068	710	2358	306.8	71.0	235.8
8)	Atlanta	2807	1023	1784	311.9	113.7	198.2
9)	Cleveland	3137	917	2220	313.7	91.7	222.0
10)	Seattle	2870	909	1961	318.9	101.0	217.9
11)	Chicago	3190	1060	2130	319.0	106.0	213.0
12)	Cincinnati	3230	1224	2006	323.0	122.4	200.6
13)	New Orleans	3267	1154	2113	326.7	115.4	211.3
14)	Tennessee	3304	892	2412	330.4	89.2	241.2
15)	Dallas	3316	1157	2159	331.6	115.7	215.9
16)	Los Angeles Rams	3350	1233	2117	335.0	123.3	211.7
17)	Miami	3392	1099	2293	339.2	109.9	229.3
18)	Green Bay	3401	1057	2344	340.1	105.7	234.4
19)	Arizona	3442	1013	2429	344.2	101.3	242.9
20)	Houston	3448	920	2528	344.8	92.0	252.8
21)	New York Jets	3469	1179	2290	346.9	117.9	229.0
22)	Los Angeles Chargers	3487	1389	2098	348.7	138.9	209.8
23)	Detroit	3545	1142	2403	354.5	114.2	240.3
24)	Washington	3636	1146	2490	363.6	114.6	249.0
25)	Buffalo	3668	1199	2469	366.8	119.9	246.9
26)	Oakland	3670	1138	2532	367.0	113.8	253.2
27)	San Francisco	3798	1335	2463	379.8	133.5	246.3
28)	Kansas City	3830	1292	2538	383.0	129.2	253.8
29)	Tampa Bay	3835	1072	2763	383.5	107.2	276.3
30)	Indianapolis	3858	1113	2745	385.8	111.3	274.5
31)	New York Giants	3966	1327	2639	396.6	132.7	263.9
32)	New England	4019	1199	2820	401.9	119.9	282.0

WEEK 11 / THROUGH SUNDAY, NOVEMBER 19, 2017

AFC / TAKEAWAYS, GIVEAWAYS

Rank	Team	TAKEAWAYS			GIVEAWAYS			Net Diff
		Int	Fum	Total	Int	Fum	Total	
1)	Jacksonville	13	10	23	7	5	12	= +11
2t)	Baltimore	16	7	23	11	4	15	= +8
2t)	New England	8	5	13	2	3	5	= +8
4t)	Kansas City	9	5	14	5	2	7	= +7
4t)	Los Angeles Chargers	12	5	17	7	3	10	= +7
6)	Buffalo	11	7	18	8	5	13	= +5
7)	Pittsburgh	12	4	16	10	3	13	= +3
8)	Indianapolis	8	6	14	7	5	12	= +2
9)	New York Jets	10	7	17	8	8	16	= +1
10)	Tennessee	9	5	14	12	5	17	= -3
11)	Houston	10	4	14	11	8	19	= -5
12)	Cincinnati	7	3	10	8	9	17	= -7
13t)	Miami	3	5	8	13	4	17	= -9
13t)	Oakland	0	6	6	9	6	15	= -9
15)	Denver	5	2	7	14	9	23	= -16
16)	Cleveland	6	5	11	20	8	28	= -17
	Totals	139	86	225	152	87	239	= -14

NFC / TAKEAWAYS, GIVEAWAYS

Rank	Team	TAKEAWAYS			GIVEAWAYS			Net Diff
		Int	Fum	Total	Int	Fum	Total	
1)	Philadelphia	14	6	20	5	5	10	= +10
2)	Detroit	11	8	19	5	7	12	= +7
3t)	Los Angeles Rams	12	7	19	4	9	13	= +6
3t)	Seattle	8	7	15	7	2	9	= +6
5)	Tampa Bay	9	10	19	9	5	14	= +5
6t)	Green Bay	7	9	16	10	4	14	= +2
6t)	Minnesota	8	4	12	5	5	10	= +2
6t)	New Orleans	10	3	13	5	6	11	= +2
9t)	New York Giants	7	5	12	7	5	12	= 0
9t)	Washington	11	4	15	5	10	15	= 0
11)	Dallas	5	7	12	7	7	14	= -2
12)	Atlanta	2	6	8	8	3	11	= -3
13)	San Francisco	6	6	12	9	7	16	= -4
14t)	Arizona	9	2	11	11	5	16	= -5
14t)	Chicago	4	8	12	7	10	17	= -5
16)	Carolina	5	4	9	11	5	16	= -7
	Totals	128	96	224	115	95	210	= +14

NFL / TAKEAWAYS, GIVEAWAYS

Rank	Team	TAKEAWAYS			GIVEAWAYS			Net Diff
		Int	Fum	Total	Int	Fum	Total	
1)	Jacksonville	13	10	23	7	5	12	= +11
2)	Philadelphia	14	6	20	5	5	10	= +10
3t)	Baltimore	16	7	23	11	4	15	= +8
3t)	New England	8	5	13	2	3	5	= +8
5t)	Kansas City	9	5	14	5	2	7	= +7
5t)	Los Angeles Chargers	12	5	17	7	3	10	= +7
5t)	Detroit	11	8	19	5	7	12	= +7
8t)	Los Angeles Rams	12	7	19	4	9	13	= +6
8t)	Seattle	8	7	15	7	2	9	= +6
10t)	Buffalo	11	7	18	8	5	13	= +5
10t)	Tampa Bay	9	10	19	9	5	14	= +5
12)	Pittsburgh	12	4	16	10	3	13	= +3
13t)	Indianapolis	8	6	14	7	5	12	= +2
13t)	Green Bay	7	9	16	10	4	14	= +2
13t)	Minnesota	8	4	12	5	5	10	= +2
13t)	New Orleans	10	3	13	5	6	11	= +2
17)	New York Jets	10	7	17	8	8	16	= +1
18t)	New York Giants	7	5	12	7	5	12	= 0
18t)	Washington	11	4	15	5	10	15	= 0
20)	Dallas	5	7	12	7	7	14	= -2
21t)	Tennessee	9	5	14	12	5	17	= -3
21t)	Atlanta	2	6	8	8	3	11	= -3
23)	San Francisco	6	6	12	9	7	16	= -4
24t)	Houston	10	4	14	11	8	19	= -5
24t)	Arizona	9	2	11	11	5	16	= -5
24t)	Chicago	4	8	12	7	10	17	= -5
27t)	Cincinnati	7	3	10	8	9	17	= -7
27t)	Carolina	5	4	9	11	5	16	= -7
29t)	Miami	3	5	8	13	4	17	= -9
29t)	Oakland	0	6	6	9	6	15	= -9
31)	Denver	5	2	7	14	9	23	= -16
32)	Cleveland	6	5	11	20	8	28	= -17
	Totals	267	182	449	267	182	449	= 0

WEEK 11 / THROUGH SUNDAY, NOVEMBER 19, 2017**AFC / TEAM/OFFENSE INSIDE THE 20**

Rank	Team	Poss	Pts	TD	TD%	FG	Score	Score%
1t)	Miami	21	107	13	61.9	6	19	90.5
1t)	Oakland	21	110	13	61.9	6	19	90.5
3)	Buffalo	26	136	16	61.5	8	24	92.3
4)	New York Jets	19	94	11	57.9	6	17	89.5
5)	Tennessee	25	127	14	56.0	10	24	96.0
6)	Houston	31	140	17	54.8	7	24	77.4
7)	Jacksonville	28	137	15	53.6	11	26	92.9
8)	New England	43	211	23	53.5	17	40	93.0
9t)	Cincinnati	25	108	13	52.0	6	19	76.0
9t)	Los Angeles Chargers	25	115	13	52.0	8	21	84.0
11)	Baltimore	28	130	14	50.0	11	25	89.3
12)	Cleveland	26	97	12	46.2	4	16	61.5
13)	Denver	33	140	15	45.5	12	27	81.8
14)	Kansas City	29	132	13	44.8	14	27	93.1
15)	Pittsburgh	40	175	17	42.5	19	36	90.0
16)	Indianapolis	24	101	10	41.7	11	21	87.5

AFC / OPPONENTS/DEFENSE INSIDE THE 20

Rank	Team	Poss	Pts	TD	TD%	FG	Score	Score%
1)	Los Angeles Chargers	25	104	10	40.0	11	21	84.0
2)	Cincinnati	34	146	14	41.2	16	30	88.2
3)	Jacksonville	16	67	7	43.8	6	13	81.3
4)	Baltimore	25	102	11	44.0	9	20	80.0
5)	Pittsburgh	23	99	11	47.8	8	19	82.6
6)	Oakland	31	147	15	48.4	14	29	93.5
7t)	Indianapolis	32	139	16	50.0	9	25	78.1
7t)	New England	30	126	15	50.0	7	22	73.3
9)	Buffalo	36	173	19	52.8	14	33	91.7
10)	Houston	30	146	16	53.3	12	28	93.3
11)	Kansas City	36	174	20	55.6	12	32	88.9
12)	New York Jets	32	153	18	56.3	10	28	87.5
13)	Tennessee	37	174	21	56.8	10	31	83.8
14)	Denver	27	135	17	63.0	6	23	85.2
15)	Miami	27	151	19	70.4	6	25	92.6
16)	Cleveland	26	156	20	76.9	5	25	96.2

NFC / TEAM/OFFENSE INSIDE THE 20

Rank	Team	Poss	Pts	TD	TD%	FG	Score	Score%
1)	Philadelphia	34	191	25	73.5	6	31	91.2
2)	Green Bay	30	159	20	66.7	7	27	90.0
3)	Dallas	37	183	23	62.2	8	31	83.8
4)	New Orleans	36	187	22	61.1	11	33	91.7
5)	Chicago	20	97	12	60.0	5	17	85.0
6)	Washington	32	161	19	59.4	10	29	90.6
7)	Minnesota	35	177	20	57.1	13	33	94.3
8)	Atlanta	31	145	17	54.8	9	26	83.9
9)	New York Giants	24	111	13	54.2	7	20	83.3
10)	Carolina	32	154	17	53.1	12	29	90.6
11)	Tampa Bay	31	137	16	51.6	10	26	83.9
12t)	Detroit	28	126	14	50.0	10	24	85.7
12t)	Los Angeles Rams	44	202	22	50.0	16	38	86.4
12t)	Seattle	28	123	14	50.0	9	23	82.1
15)	Arizona	32	129	15	46.9	9	24	75.0
16)	San Francisco	26	109	12	46.2	9	21	80.8

NFC / OPPONENTS/DEFENSE INSIDE THE 20

Rank	Team	Poss	Pts	TD	TD%	FG	Score	Score%
1)	Minnesota	27	114	11	40.7	12	23	85.2
2)	Seattle	23	95	10	43.5	9	19	82.6
3)	Chicago	32	141	15	46.9	12	27	84.4
4)	Philadelphia	25	108	12	48.0	8	20	80.0
5)	New York Giants	35	157	17	48.6	13	30	85.7
6)	Atlanta	25	112	13	52.0	7	20	80.0
7)	Tampa Bay	34	161	18	52.9	12	30	88.2
8)	San Francisco	41	184	22	53.7	12	34	82.9
9)	New Orleans	27	126	15	55.6	8	23	85.2
10)	Los Angeles Rams	28	127	16	57.1	6	22	78.6
11t)	Arizona	34	170	20	58.8	12	32	94.1
11t)	Detroit	34	166	20	58.8	9	29	85.3
13)	Dallas	34	169	21	61.8	8	29	85.3
14)	Washington	33	179	21	63.6	11	32	97.0
15)	Green Bay	26	146	17	65.4	9	26	100.0
16)	Carolina	19	104	13	68.4	4	17	89.5

WEEK 11 / THROUGH SUNDAY, NOVEMBER 19, 2017

NFL / TEAM/OFFENSE INSIDE THE 20

Rank	Team	Poss	Pts	TD	TD%	FG	Score	Score%
1)	Philadelphia	34	191	25	73.5	6	31	91.2
2)	Green Bay	30	159	20	66.7	7	27	90.0
3)	Dallas	37	183	23	62.2	8	31	83.8
4t)	Miami	21	107	13	61.9	6	19	90.5
4t)	Oakland	21	110	13	61.9	6	19	90.5
6)	Buffalo	26	136	16	61.5	8	24	92.3
7)	New Orleans	36	187	22	61.1	11	33	91.7
8)	Chicago	20	97	12	60.0	5	17	85.0
9)	Washington	32	161	19	59.4	10	29	90.6
10)	New York Jets	19	94	11	57.9	6	17	89.5
11)	Minnesota	35	177	20	57.1	13	33	94.3
12)	Tennessee	25	127	14	56.0	10	24	96.0
13t)	Atlanta	31	145	17	54.8	9	26	83.9
13t)	Houston	31	140	17	54.8	7	24	77.4
15)	New York Giants	24	111	13	54.2	7	20	83.3
16)	Jacksonville	28	137	15	53.6	11	26	92.9
17)	New England	43	211	23	53.5	17	40	93.0
18)	Carolina	32	154	17	53.1	12	29	90.6
19t)	Cincinnati	25	108	13	52.0	6	19	76.0
19t)	Los Angeles Chargers	25	115	13	52.0	8	21	84.0
21)	Tampa Bay	31	137	16	51.6	10	26	83.9
22t)	Baltimore	28	130	14	50.0	11	25	89.3
22t)	Detroit	28	126	14	50.0	10	24	85.7
22t)	Los Angeles Rams	44	202	22	50.0	16	38	86.4
22t)	Seattle	28	123	14	50.0	9	23	82.1
26)	Arizona	32	129	15	46.9	9	24	75.0
27t)	Cleveland	26	97	12	46.2	4	16	61.5
27t)	San Francisco	26	109	12	46.2	9	21	80.8
29)	Denver	33	140	15	45.5	12	27	81.8
30)	Kansas City	29	132	13	44.8	14	27	93.1
31)	Pittsburgh	40	175	17	42.5	19	36	90.0
32)	Indianapolis	24	101	10	41.7	11	21	87.5

NFL / OPPONENTS/DEFENSE INSIDE THE 20

Rank	Team	Poss	Pts	TD	TD%	FG	Score	Score%
1)	Los Angeles Chargers	25	104	10	40.0	11	21	84.0
2)	Minnesota	27	114	11	40.7	12	23	85.2
3)	Cincinnati	34	146	14	41.2	16	30	88.2
4)	Seattle	23	95	10	43.5	9	19	82.6
5)	Jacksonville	16	67	7	43.8	6	13	81.3
6)	Baltimore	25	102	11	44.0	9	20	80.0
7)	Chicago	32	141	15	46.9	12	27	84.4
8)	Pittsburgh	23	99	11	47.8	8	19	82.6
9)	Philadelphia	25	108	12	48.0	8	20	80.0
10)	Oakland	31	147	15	48.4	14	29	93.5
11)	New York Giants	35	157	17	48.6	13	30	85.7
12t)	Indianapolis	32	139	16	50.0	9	25	78.1
12t)	New England	30	126	15	50.0	7	22	73.3
14)	Atlanta	25	112	13	52.0	7	20	80.0
15)	Buffalo	36	173	19	52.8	14	33	91.7
16)	Tampa Bay	34	161	18	52.9	12	30	88.2
17)	Houston	30	146	16	53.3	12	28	93.3
18)	San Francisco	41	184	22	53.7	12	34	82.9
19t)	Kansas City	36	174	20	55.6	12	32	88.9
19t)	New Orleans	27	126	15	55.6	8	23	85.2
21)	New York Jets	32	153	18	56.3	10	28	87.5
22)	Tennessee	37	174	21	56.8	10	31	83.8
23)	Los Angeles Rams	28	127	16	57.1	6	22	78.6
24t)	Arizona	34	170	20	58.8	12	32	94.1
24t)	Detroit	34	166	20	58.8	9	29	85.3
26)	Dallas	34	169	21	61.8	8	29	85.3
27)	Denver	27	135	17	63.0	6	23	85.2
28)	Washington	33	179	21	63.6	11	32	97.0
29)	Green Bay	26	146	17	65.4	9	26	100.0
30)	Carolina	19	104	13	68.4	4	17	89.5
31)	Miami	27	151	19	70.4	6	25	92.6
32)	Cleveland	26	156	20	76.9	5	25	96.2

WEEK 11 / THROUGH SUNDAY, NOVEMBER 19, 2017

AFC / OFFENSE/TEAMS: FIRST DOWNS, THIRD DOWNS, FOURTH DOWNS

Rank	Team	FIRST DOWNS				THIRD DOWNS			FOURTH DOWNS		
		Total	Rush	Pass	Pen	Made	Att	Pct	Made	Att	Pct
1)	New England	250	60	158	32	60	132	45.5	4	8	50.0
2)	Houston	214	61	121	32	47	127	37.0	3	6	50.0
3)	Pittsburgh	204	59	123	22	48	128	37.5	1	4	25.0
4)	Kansas City	202	56	129	17	50	124	40.3	1	5	20.0
5)	Jacksonville	201	67	110	24	57	149	38.3	6	9	66.7
6)	Los Angeles Chargers	198	47	130	21	45	126	35.7	3	6	50.0
7t)	Cleveland	191	58	104	29	39	135	28.9	10	16	62.5
7t)	Denver	191	56	119	16	64	153	41.8	2	10	20.0
9)	Oakland	187	45	124	18	51	124	41.1	6	15	40.0
10)	Tennessee	185	59	101	25	47	131	35.9	2	4	50.0
11)	Baltimore	179	62	99	18	46	140	32.9	6	10	60.0
12)	Miami	176	35	116	25	44	125	35.2	2	13	15.4
13)	Buffalo	170	56	101	13	60	149	40.3	2	7	28.6
14)	Indianapolis	167	54	97	16	55	144	38.2	0	6	0.0
15)	New York Jets	166	43	103	20	52	140	37.1	5	8	62.5
16)	Cincinnati	153	39	97	17	40	121	33.1	3	6	50.0
	Totals	3034	857	1832	345	805	2148	37.5	56	133	42.1

AFC / DEFENSE/OPPONENTS: FIRST DOWNS, THIRD DOWNS, FOURTH DOWNS

Rank	Team	FIRST DOWNS				THIRD DOWNS			FOURTH DOWNS		
		Total	Rush	Pass	Pen	Made	Att	Pct	Made	Att	Pct
1)	Jacksonville	157	53	92	12	43	132	32.6	1	7	14.3
2)	Pittsburgh	159	50	94	15	42	126	33.3	4	15	26.7
3)	Denver	167	36	110	21	39	131	29.8	6	18	33.3
4)	Baltimore	173	59	97	17	45	135	33.3	4	12	33.3
5)	Houston	180	44	116	20	45	130	34.6	2	5	40.0
6)	Cleveland	186	51	116	19	54	141	38.3	1	2	50.0
7t)	Los Angeles Chargers	195	65	112	18	60	148	40.5	4	12	33.3
7t)	Oakland	195	56	126	13	63	137	46.0	2	4	50.0
9t)	Cincinnati	199	62	108	29	69	159	43.4	3	9	33.3
9t)	Miami	199	50	128	21	49	124	39.5	1	3	33.3
11)	New York Jets	206	52	119	35	57	142	40.1	1	6	16.7
12)	Indianapolis	208	55	131	22	57	136	41.9	4	7	57.1
13)	Tennessee	212	46	151	15	42	126	33.3	8	13	61.5
14)	New England	221	63	142	16	53	125	42.4	6	13	46.2
15)	Buffalo	225	75	128	22	56	133	42.1	5	9	55.6
16)	Kansas City	233	74	134	25	50	126	39.7	5	9	55.6
	Totals	3115	891	1904	320	824	2151	38.3	57	144	39.6

WEEK 11 / THROUGH SUNDAY, NOVEMBER 19, 2017

NFC / OFFENSE/TEAMS: FIRST DOWNS, THIRD DOWNS, FOURTH DOWNS

Rank	Team	FIRST DOWNS				THIRD DOWNS			FOURTH DOWNS		
		Total	Rush	Pass	Pen	Made	Att	Pct	Made	Att	Pct
1)	New Orleans	225	82	131	12	49	121	40.5	7	9	77.8
2)	Philadelphia	214	73	119	22	64	140	45.7	8	11	72.7
3)	Minnesota	209	58	127	24	62	136	45.6	1	6	16.7
4)	Carolina	208	82	110	16	67	143	46.9	2	6	33.3
5)	Atlanta	185	57	116	12	43	103	41.7	2	10	20.0
6t)	Dallas	202	82	108	12	54	126	42.9	7	14	50.0
6t)	Tampa Bay	202	39	144	19	45	124	36.3	2	5	40.0
8)	Green Bay	199	58	120	21	52	130	40.0	9	15	60.0
9t)	Arizona	198	31	137	30	52	140	37.1	5	13	38.5
9t)	Los Angeles Rams	198	60	120	18	63	137	46.0	1	5	20.0
11)	Seattle	177	44	118	15	52	129	40.3	3	5	60.0
12)	Washington	194	45	135	14	47	128	36.7	7	11	63.6
13)	Detroit	189	41	134	14	53	134	39.6	0	6	0.0
14)	San Francisco	188	54	119	15	51	148	34.5	7	17	41.2
15)	New York Giants	172	42	116	14	46	135	34.1	6	14	42.9
16)	Chicago	171	63	88	20	46	131	35.1	5	10	50.0
	Totals	3131	911	1942	278	846	2105	40.2	72	157	45.9

NFC / DEFENSE/OPPONENTS: FIRST DOWNS, THIRD DOWNS, FOURTH DOWNS

Rank	Team	FIRST DOWNS				THIRD DOWNS			FOURTH DOWNS		
		Total	Rush	Pass	Pen	Made	Att	Pct	Made	Att	Pct
1)	Carolina	157	41	106	10	44	124	35.5	4	15	26.7
2)	Philadelphia	171	35	120	16	37	127	29.1	4	12	33.3
3)	New Orleans	180	56	102	22	54	130	41.5	2	6	33.3
4)	Minnesota	181	38	124	19	36	126	28.6	7	12	58.3
5)	Los Angeles Rams	183	52	112	19	55	141	39.0	6	11	54.5
6)	Chicago	186	55	111	20	51	134	38.1	3	4	75.0
7)	Arizona	193	53	123	17	69	154	44.8	3	7	42.9
8)	Seattle	174	40	103	31	43	121	35.5	2	6	33.3
9)	Atlanta	178	59	101	18	45	115	39.1	8	12	66.7
10)	Green Bay	199	56	126	17	51	127	40.2	7	9	77.8
11)	Washington	201	59	123	19	55	131	42.0	5	7	71.4
12)	Detroit	202	66	117	19	43	121	35.5	7	12	58.3
13t)	Dallas	205	64	121	20	55	129	42.6	4	9	44.4
13t)	Tampa Bay	205	53	136	16	64	139	46.0	1	7	14.3
15)	New York Giants	208	73	119	16	59	138	42.8	3	11	27.3
16)	San Francisco	227	77	126	24	66	145	45.5	5	6	83.3
	Totals	3050	877	1870	303	827	2102	39.3	71	146	48.6

WEEK 11 / THROUGH SUNDAY, NOVEMBER 19, 2017

NFL / OFFENSE/TEAMS: FIRST DOWNS, THIRD DOWNS, FOURTH DOWNS

Rank	Team	FIRST DOWNS				THIRD DOWNS			FOURTH DOWNS		
		Total	Rush	Pass	Pen	Made	Att	Pct	Made	Att	Pct
1)	New England	250	60	158	32	60	132	45.5	4	8	50.0
2)	New Orleans	225	82	131	12	49	121	40.5	7	9	77.8
3t)	Houston	214	61	121	32	47	127	37.0	3	6	50.0
3t)	Philadelphia	214	73	119	22	64	140	45.7	8	11	72.7
5)	Minnesota	209	58	127	24	62	136	45.6	1	6	16.7
6)	Carolina	208	82	110	16	67	143	46.9	2	6	33.3
7)	Atlanta	185	57	116	12	43	103	41.7	2	10	20.0
8)	Pittsburgh	204	59	123	22	48	128	37.5	1	4	25.0
9t)	Kansas City	202	56	129	17	50	124	40.3	1	5	20.0
9t)	Dallas	202	82	108	12	54	126	42.9	7	14	50.0
9t)	Tampa Bay	202	39	144	19	45	124	36.3	2	5	40.0
12)	Jacksonville	201	67	110	24	57	149	38.3	6	9	66.7
13)	Green Bay	199	58	120	21	52	130	40.0	9	15	60.0
14t)	Los Angeles Chargers	198	47	130	21	45	126	35.7	3	6	50.0
14t)	Arizona	198	31	137	30	52	140	37.1	5	13	38.5
14t)	Los Angeles Rams	198	60	120	18	63	137	46.0	1	5	20.0
17)	Seattle	177	44	118	15	52	129	40.3	3	5	60.0
18)	Washington	194	45	135	14	47	128	36.7	7	11	63.6
19t)	Cleveland	191	58	104	29	39	135	28.9	10	16	62.5
19t)	Denver	191	56	119	16	64	153	41.8	2	10	20.0
21)	Detroit	189	41	134	14	53	134	39.6	0	6	0.0
22)	San Francisco	188	54	119	15	51	148	34.5	7	17	41.2
23)	Oakland	187	45	124	18	51	124	41.1	6	15	40.0
24)	Tennessee	185	59	101	25	47	131	35.9	2	4	50.0
25)	Baltimore	179	62	99	18	46	140	32.9	6	10	60.0
26)	Miami	176	35	116	25	44	125	35.2	2	13	15.4
27)	New York Giants	172	42	116	14	46	135	34.1	6	14	42.9
28)	Chicago	171	63	88	20	46	131	35.1	5	10	50.0
29)	Buffalo	170	56	101	13	60	149	40.3	2	7	28.6
30)	Indianapolis	167	54	97	16	55	144	38.2	0	6	0.0
31)	New York Jets	166	43	103	20	52	140	37.1	5	8	62.5
32)	Cincinnati	153	39	97	17	40	121	33.1	3	6	50.0
	Totals	6165	1768	3774	623	1651	4253	38.8	128	290	44.1

NFL / DEFENSE/OPPONENTS: FIRST DOWNS, THIRD DOWNS, FOURTH DOWNS

Rank	Team	FIRST DOWNS				THIRD DOWNS			FOURTH DOWNS		
		Total	Rush	Pass	Pen	Made	Att	Pct	Made	Att	Pct
1t)	Jacksonville	157	53	92	12	43	132	32.6	1	7	14.3
1t)	Carolina	157	41	106	10	44	124	35.5	4	15	26.7
3)	Pittsburgh	159	50	94	15	42	126	33.3	4	15	26.7
4)	Denver	167	36	110	21	39	131	29.8	6	18	33.3
5)	Philadelphia	171	35	120	16	37	127	29.1	4	12	33.3
6)	Baltimore	173	59	97	17	45	135	33.3	4	12	33.3
7t)	Houston	180	44	116	20	45	130	34.6	2	5	40.0
7t)	New Orleans	180	56	102	22	54	130	41.5	2	6	33.3
9)	Minnesota	181	38	124	19	36	126	28.6	7	12	58.3
10)	Los Angeles Rams	183	52	112	19	55	141	39.0	6	11	54.5
11t)	Cleveland	186	51	116	19	54	141	38.3	1	2	50.0
11t)	Chicago	186	55	111	20	51	134	38.1	3	4	75.0
13)	Arizona	193	53	123	17	69	154	44.8	3	7	42.9
14)	Seattle	174	40	103	31	43	121	35.5	2	6	33.3
15t)	Los Angeles Chargers	195	65	112	18	60	148	40.5	4	12	33.3
15t)	Oakland	195	56	126	13	63	137	46.0	2	4	50.0
17)	Atlanta	178	59	101	18	45	115	39.1	8	12	66.7
18t)	Cincinnati	199	62	108	29	69	159	43.4	3	9	33.3
18t)	Miami	199	50	128	21	49	124	39.5	1	3	33.3
18t)	Green Bay	199	56	126	17	51	127	40.2	7	9	77.8
21)	Washington	201	59	123	19	55	131	42.0	5	7	71.4
22)	Detroit	202	66	117	19	43	121	35.5	7	12	58.3
23t)	Dallas	205	64	121	20	55	129	42.6	4	9	44.4
23t)	Tampa Bay	205	53	136	16	64	139	46.0	1	7	14.3
25)	New York Jets	206	52	119	35	57	142	40.1	1	6	16.7
26t)	Indianapolis	208	55	131	22	57	136	41.9	4	7	57.1
26t)	New York Giants	208	73	119	16	59	138	42.8	3	11	27.3
28)	Tennessee	212	46	151	15	42	126	33.3	8	13	61.5
29)	New England	221	63	142	16	53	125	42.4	6	13	46.2
30)	Buffalo	225	75	128	22	56	133	42.1	5	9	55.6
31)	San Francisco	227	77	126	24	66	145	45.5	5	6	83.3
32)	Kansas City	233	74	134	25	50	126	39.7	5	9	55.6
	Totals	6165	1768	3774	623	1651	4253	38.8	128	290	44.1

WEEK 11 / THROUGH SUNDAY, NOVEMBER 19, 2017**AFC / FIRST-DOWN PLAYS BY TEAMS**

Rank	Team	Yds/Play	Plays	Yards
1)	Kansas City	6.66	279	1857
2)	New England	6.58	312	2052
3)	Cincinnati	5.97	246	1469
4)	Oakland	5.78	259	1496
5)	Tennessee	5.57	281	1564
6)	Jacksonville	5.14	294	1511
7)	Pittsburgh	5.13	296	1518
8)	New York Jets	5.13	255	1307
9)	Los Angeles Chargers	5.12	280	1434
10)	Indianapolis	5.07	267	1354
11)	Buffalo	4.97	259	1286
12)	Houston	4.74	298	1412
13)	Denver	4.64	289	1341
14)	Cleveland	4.51	286	1290
15)	Miami	4.37	268	1171
16)	Baltimore	4.24	275	1165
	TOTAL	5.23	4444	23227

AFC / FIRST-DOWN PLAYS BY OPPONENTS

Rank	Team	Yds/Play	Plays	Yards
1)	Cincinnati	4.17	287	1198
2)	Baltimore	4.19	278	1166
3)	Cleveland	4.47	278	1242
4)	Pittsburgh	4.79	251	1202
5)	Jacksonville	5.23	268	1401
6)	New York Jets	5.26	293	1542
7)	Tennessee	5.43	300	1629
8)	Los Angeles Chargers	5.49	285	1565
9)	Buffalo	5.61	308	1729
10)	Miami	5.68	274	1556
11)	Oakland	5.71	267	1524
12)	Denver	5.72	255	1459
13)	Kansas City	5.87	310	1821
14)	Houston	5.95	273	1625
15)	Indianapolis	6.34	289	1831
16)	New England	6.92	294	2035
	TOTAL	5.44	4510	24525

NFC / FIRST-DOWN PLAYS BY TEAMS

Rank	Team	Yds/Play	Plays	Yards
1)	Atlanta	6.62	256	1695
2)	New Orleans	6.50	300	1949
3)	San Francisco	5.94	284	1688
4)	Los Angeles Rams	5.86	280	1642
5)	Tampa Bay	5.85	291	1702
6)	Philadelphia	5.56	296	1645
7)	Dallas	5.48	282	1546
8)	Green Bay	5.30	273	1447
9)	Arizona	5.24	294	1542
10)	Seattle	5.21	265	1380
11)	Minnesota	5.09	287	1462
12)	Washington	5.01	279	1397
13)	Carolina	4.99	292	1458
14)	Chicago	4.96	261	1294
15)	New York Giants	4.90	271	1329
16)	Detroit	4.12	277	1142
	TOTAL	5.42	4488	24318

NFC / FIRST-DOWN PLAYS BY OPPONENTS

Rank	Team	Yds/Play	Plays	Yards
1)	Philadelphia	4.31	268	1155
2)	Seattle	4.46	256	1143
3)	Chicago	4.62	274	1265
4)	Atlanta	4.65	248	1152
5)	Dallas	4.66	276	1287
6)	Green Bay	5.07	276	1399
7)	New Orleans	5.08	262	1332
8)	Arizona	5.11	290	1482
9)	Los Angeles Rams	5.34	278	1484
10)	Detroit	5.37	292	1569
11)	Carolina	5.50	242	1331
12)	Minnesota	5.52	274	1512
13)	New York Giants	5.63	290	1632
14)	San Francisco	5.66	320	1810
15)	Tampa Bay	5.76	287	1653
16)	Washington	6.28	289	1814
	TOTAL	5.21	4422	23020

WEEK 11 / THROUGH SUNDAY, NOVEMBER 19, 2017

NFL / FIRST-DOWN PLAYS BY TEAMS

Rank	Team	Yds/Play	Plays	Yards
1)	Kansas City	6.66	279	1857
2)	Atlanta	6.62	256	1695
3)	New England	6.58	312	2052
4)	New Orleans	6.50	300	1949
5)	Cincinnati	5.97	246	1469
6)	San Francisco	5.94	284	1688
7)	Los Angeles Rams	5.86	280	1642
8)	Tampa Bay	5.85	291	1702
9)	Oakland	5.78	259	1496
10)	Tennessee	5.57	281	1564
11)	Philadelphia	5.56	296	1645
12)	Dallas	5.48	282	1546
13)	Green Bay	5.30	273	1447
14)	Arizona	5.24	294	1542
15)	Seattle	5.21	265	1380
16)	Jacksonville	5.14	294	1511
17)	Pittsburgh	5.13	296	1518
18)	New York Jets	5.13	255	1307
19)	Los Angeles Chargers	5.12	280	1434
20)	Minnesota	5.09	287	1462
21)	Indianapolis	5.07	267	1354
22)	Washington	5.01	279	1397
23)	Carolina	4.99	292	1458
24)	Buffalo	4.97	259	1286
25)	Chicago	4.96	261	1294
26)	New York Giants	4.90	271	1329
27)	Houston	4.74	298	1412
28)	Denver	4.64	289	1341
29)	Cleveland	4.51	286	1290
30)	Miami	4.37	268	1171
31)	Baltimore	4.24	275	1165
32)	Detroit	4.12	277	1142
	TOTAL	5.32	8932	47545

NFL / FIRST-DOWN PLAYS BY OPPONENTS

Rank	Team	Yds/Play	Plays	Yards
1)	Cincinnati	4.17	287	1198
2)	Baltimore	4.19	278	1166
3)	Philadelphia	4.31	268	1155
4)	Seattle	4.46	256	1143
5)	Cleveland	4.47	278	1242
6)	Chicago	4.62	274	1265
7)	Atlanta	4.65	248	1152
8)	Dallas	4.66	276	1287
9)	Pittsburgh	4.79	251	1202
10)	Green Bay	5.07	276	1399
11)	New Orleans	5.08	262	1332
12)	Arizona	5.11	290	1482
13)	Jacksonville	5.23	268	1401
14)	New York Jets	5.26	293	1542
15)	Los Angeles Rams	5.34	278	1484
16)	Detroit	5.37	292	1569
17)	Tennessee	5.43	300	1629
18)	Los Angeles Chargers	5.49	285	1565
19)	Carolina	5.50	242	1331
20)	Minnesota	5.52	274	1512
21)	Buffalo	5.61	308	1729
22)	New York Giants	5.63	290	1632
23)	San Francisco	5.66	320	1810
24)	Miami	5.68	274	1556
25)	Oakland	5.71	267	1524
26)	Denver	5.72	255	1459
27)	Tampa Bay	5.76	287	1653
28)	Kansas City	5.87	310	1821
29)	Houston	5.95	273	1625
30)	Washington	6.28	289	1814
31)	Indianapolis	6.34	289	1831
32)	New England	6.92	294	2035
	TOTAL	5.32	8932	47545

WEEK 11 / THROUGH SUNDAY, NOVEMBER 19, 2017

AFC / KICKOFFS (Receiving Team)

Rank	Team	TotKO	AdjKO	TB	TB%	EZ	EZ%	OB	I20	Avg.Start
1)	New England	46	43	29	67.4	34	73.9	0	4	27.6
2)	Baltimore	43	43	25	58.1	33	76.7	1	2	27.4
3)	Oakland	57	53	32	60.4	43	75.4	0	7	26.0
4)	Cleveland	54	53	36	67.9	44	81.5	0	6	25.6
5)	Pittsburgh	41	40	27	67.5	30	73.2	0	3	24.8
6)	Kansas City	46	43	16	37.2	32	69.6	0	9	24.8
7)	Indianapolis	62	60	40	66.7	54	87.1	0	7	24.4
8)	Houston	60	58	42	72.4	52	86.7	0	5	24.3
9)	Denver	57	56	29	51.8	43	75.4	0	9	24.2
10)	Buffalo	57	57	37	64.9	49	86.0	0	4	24.2
11)	Jacksonville	37	36	27	75.0	31	83.8	0	4	24.2
12)	Tennessee	58	55	35	63.6	48	82.8	0	8	24.2
13)	Cincinnati	48	48	28	58.3	35	72.9	0	6	24.1
14)	New York Jets	47	44	24	54.5	32	68.1	0	7	23.7
15)	Miami	52	51	29	56.9	44	84.6	0	9	23.0
16)	Los Angeles Char	46	44	25	56.8	33	71.7	0	7	22.0
	Totals	811	784	481	61.4	637	81.3	1	97	24.6

AFC / KICKOFFS (Kicking Team)

Rank	Team	TotKO	AdjKO	TB	TB%	EZ	EZ%	OB	I20	Avg.Start
1)	Miami	38	36	16	44.4	28	73.7	0	8	22.2
2)	New England	63	63	26	41.3	41	65.1	0	13	23.2
3)	New York Jets	46	44	32	72.7	40	87.0	0	6	23.8
4)	Kansas City	61	59	43	72.9	51	83.6	0	6	23.9
5)	Pittsburgh	55	54	33	61.1	46	83.6	0	9	24.1
6)	Baltimore	51	49	33	67.3	36	70.6	0	7	24.1
7)	Houston	54	52	36	69.2	44	81.5	0	7	24.2
8)	Cincinnati	39	38	23	60.5	29	74.4	1	3	24.3
9)	Indianapolis	45	45	30	66.7	35	77.8	0	7	24.4
10)	Cleveland	37	33	26	78.8	28	75.7	0	3	24.4
11)	Oakland	42	42	32	76.2	37	88.1	0	4	24.6
12)	Tennessee	52	51	34	66.7	46	88.5	0	3	25.5
13)	Buffalo	50	44	25	56.8	34	68.0	0	5	25.5
14)	Jacksonville	56	55	30	54.5	38	67.9	1	5	27.0
15)	Los Angeles Char	47	46	17	37.0	33	70.2	0	6	27.2
16)	Denver	46	43	31	72.1	36	78.3	0	1	27.4
	Totals	782	754	467	61.9	602	79.8	2	93	24.7

Note: Average team drive start DOES NOT include onside kicks or kickoffs at the end of a half unless either kickoff is returned for a touchdown. All other kickoffs (returned kickoffs, fair catches, touchback and kickoffs out of bounds) are included. Kickoffs resulting in the kicking team retaining possession are not included.

ADJ KO: Adjusted kickoffs are used to compute the Avg. Team Drive Start.

I20: The number of drives that start inside (not including) the 20 yd line.

WEEK 11 / THROUGH SUNDAY, NOVEMBER 19, 2017

NFC / KICKOFFS (Receiving Team)

Rank	Team	TotKO	AdjKO	TB	TB%	EZ	EZ%	OB	I20	Avg.Start
1)	Los Angeles Rams	44	42	21	50.0	33	75.0	1	5	27.7
2)	Dallas	52	52	36	69.2	43	82.7	0	5	25.6
3)	Philadelphia	45	43	33	76.7	37	82.2	0	2	25.1
4)	Chicago	55	55	24	43.6	38	69.1	0	5	25.0
5)	Green Bay	52	52	34	65.4	40	76.9	1	6	25.0
6)	Washington	56	54	40	74.1	46	82.1	0	4	24.9
7)	Carolina	41	41	23	56.1	29	70.7	0	4	24.7
8)	Tampa Bay	51	50	41	82.0	44	86.3	0	4	24.6
9)	Detroit	49	48	31	64.6	38	77.6	3	7	24.5
10)	New York Giants	56	53	39	73.6	47	83.9	0	5	24.5
11)	Minnesota	44	42	25	59.5	38	86.4	1	8	24.0
12)	New Orleans	46	43	22	51.2	34	73.9	0	8	24.0
12t)	San Francisco	59	58	34	58.6	41	69.5	2	8	24.0
14)	Seattle	41	40	24	60.0	32	78.0	0	7	23.8
15)	Atlanta	45	45	27	60.0	35	77.8	0	10	23.6
16)	Arizona	55	51	35	68.6	45	81.8	0	6	23.5
	Totals	791	769	489	63.6	620	80.6	8	94	24.7

NFC / KICKOFFS (Kicking Team)

Rank	Team	TotKO	AdjKO	TB	TB%	EZ	EZ%	OB	I20	Avg.Start
1)	Arizona	44	42	22	52.4	33	75.0	1	7	22.7
2)	Tampa Bay	46	42	24	57.1	36	78.3	0	7	23.0
3)	Washington	55	53	36	67.9	46	83.6	1	8	23.7
4)	Detroit	60	59	32	54.2	45	75.0	0	9	23.9
5)	Seattle	46	44	24	54.5	32	69.6	1	6	24.2
6)	Atlanta	46	45	31	68.9	38	82.6	0	4	24.2
7)	Dallas	53	52	31	59.6	44	83.0	0	8	24.5
8)	San Francisco	46	43	36	83.7	43	93.5	0	2	24.5
9)	Carolina	50	50	43	86.0	46	92.0	0	2	24.7
10)	New York Giants	40	39	18	46.2	26	65.0	2	7	24.9
11)	Los Angeles Rams	67	67	54	80.6	61	91.0	1	5	24.9
12)	New Orleans	63	61	45	73.8	56	88.9	1	8	25.0
12t)	Philadelphia	65	64	37	57.8	49	75.4	0	9	25.0
14)	Green Bay	44	44	24	54.5	32	72.7	0	3	25.3
15)	Minnesota	58	57	29	50.9	42	72.4	0	7	25.8
16)	Chicago	37	37	17	45.9	26	70.3	0	6	26.3
	Totals	820	799	503	63.0	655	82.0	7	98	24.6

Note: Average team drive start DOES NOT include onside kicks or kickoffs at the end of a half unless either kickoff is returned for a touchdown. All other kickoffs (returned kickoffs, fair catches, touchback and kickoffs out of bounds) are included. Kickoffs resulting in the kicking team retaining possession are not included.

ADJ KO: Adjusted kickoffs are used to compute the Avg. Team Drive Start.

I20: The number of drives that start inside (not including) the 20 yd line.

WEEK 11 / THROUGH SUNDAY, NOVEMBER 19, 2017

NFL / KICKOFFS (Receiving Team)

Rank	Team	TotKO	AdjKO	TB	TB%	EZ	EZ%	OB	I20	Avg.Start
1)	Los Angeles Rams	44	42	21	50.0	33	75.0	1	5	27.7
2)	New England	46	43	29	67.4	34	73.9	0	4	27.6
3)	Baltimore	43	43	25	58.1	33	76.7	1	2	27.4
4)	Oakland	57	53	32	60.4	43	75.4	0	7	26.0
5)	Cleveland	54	53	36	67.9	44	81.5	0	6	25.6
6)	Dallas	52	52	36	69.2	43	82.7	0	5	25.6
7)	Philadelphia	45	43	33	76.7	37	82.2	0	2	25.1
8)	Chicago	55	55	24	43.6	38	69.1	0	5	25.0
9)	Green Bay	52	52	34	65.4	40	76.9	1	6	25.0
10)	Washington	56	54	40	74.1	46	82.1	0	4	24.9
11)	Pittsburgh	41	40	27	67.5	30	73.2	0	3	24.8
12)	Kansas City	46	43	16	37.2	32	69.6	0	9	24.8
13)	Carolina	41	41	23	56.1	29	70.7	0	4	24.7
14)	Tampa Bay	51	50	41	82.0	44	86.3	0	4	24.6
15)	Detroit	49	48	31	64.6	38	77.6	3	7	24.5
16)	New York Giants	56	53	39	73.6	47	83.9	0	5	24.5
17)	Indianapolis	62	60	40	66.7	54	87.1	0	7	24.4
18)	Houston	60	58	42	72.4	52	86.7	0	5	24.3
19)	Denver	57	56	29	51.8	43	75.4	0	9	24.2
20)	Buffalo	57	57	37	64.9	49	86.0	0	4	24.2
21)	Jacksonville	37	36	27	75.0	31	83.8	0	4	24.2
22)	Tennessee	58	55	35	63.6	48	82.8	0	8	24.2
23)	Cincinnati	48	48	28	58.3	35	72.9	0	6	24.1
24)	Minnesota	44	42	25	59.5	38	86.4	1	8	24.0
25)	New Orleans	46	43	22	51.2	34	73.9	0	8	24.0
25t)	San Francisco	59	58	34	58.6	41	69.5	2	8	24.0
27)	Seattle	41	40	24	60.0	32	78.0	0	7	23.8
28)	New York Jets	47	44	24	54.5	32	68.1	0	7	23.7
29)	Atlanta	45	45	27	60.0	35	77.8	0	10	23.6
30)	Arizona	55	51	35	68.6	45	81.8	0	6	23.5
31)	Miami	52	51	29	56.9	44	84.6	0	9	23.0
32)	Los Angeles Char	46	44	25	56.8	33	71.7	0	7	22.0
	Totals	1602	1553	970	62.51257	80.9		9	191	24.6

Note: Average opponent drive start DOES NOT include inside kicks or kickoffs at the end of a half unless either kickoff is returned for a touchdown. All other kickoffs (returned kickoffs, fair catches, touchback and kickoffs out of bounds) are included. Kickoffs resulting in the kicking team retaining possession are not included.

ADJ KO: Adjusted kickoffs are used to compute the Avg. Team Drive Start.

I20: The number of drives that start inside (not including) the 20 yd line.

WEEK 11 / THROUGH SUNDAY, NOVEMBER 19, 2017

NFL / KICKOFFS (Kicking Team)

Rank	Team	TotKO	AdjKO	TB	TB%	EZ	EZ%	OB	I20	Avg.Start
1)	Miami	38	36	16	44.4	28	73.7	0	8	22.2
2)	Arizona	44	42	22	52.4	33	75.0	1	7	22.7
3)	Tampa Bay	46	42	24	57.1	36	78.3	0	7	23.0
4)	New England	63	63	26	41.3	41	65.1	0	13	23.2
5)	Washington	55	53	36	67.9	46	83.6	1	8	23.7
6)	New York Jets	46	44	32	72.7	40	87.0	0	6	23.8
7)	Kansas City	61	59	43	72.9	51	83.6	0	6	23.9
8)	Detroit	60	59	32	54.2	45	75.0	0	9	23.9
9)	Pittsburgh	55	54	33	61.1	46	83.6	0	9	24.1
10)	Baltimore	51	49	33	67.3	36	70.6	0	7	24.1
11)	Houston	54	52	36	69.2	44	81.5	0	7	24.2
12)	Seattle	46	44	24	54.5	32	69.6	1	6	24.2
13)	Atlanta	46	45	31	68.9	38	82.6	0	4	24.2
14)	Cincinnati	39	38	23	60.5	29	74.4	1	3	24.3
15)	Indianapolis	45	45	30	66.7	35	77.8	0	7	24.4
16)	Cleveland	37	33	26	78.8	28	75.7	0	3	24.4
17)	Dallas	53	52	31	59.6	44	83.0	0	8	24.5
18)	San Francisco	46	43	36	83.7	43	93.5	0	2	24.5
19)	Oakland	42	42	32	76.2	37	88.1	0	4	24.6
20)	Carolina	50	50	43	86.0	46	92.0	0	2	24.7
21)	New York Giants	40	39	18	46.2	26	65.0	2	7	24.9
22)	Los Angeles Rams	67	67	54	80.6	61	91.0	1	5	24.9
23)	New Orleans	63	61	45	73.8	56	88.9	1	8	25.0
23t)	Philadelphia	65	64	37	57.8	49	75.4	0	9	25.0
25)	Green Bay	44	44	24	54.5	32	72.7	0	3	25.3
26)	Tennessee	52	51	34	66.7	46	88.5	0	3	25.5
27)	Buffalo	50	44	25	56.8	34	68.0	0	5	25.5
28)	Minnesota	58	57	29	50.9	42	72.4	0	7	25.8
29)	Chicago	37	37	17	45.9	26	70.3	0	6	26.3
30)	Jacksonville	56	55	30	54.5	38	67.9	1	5	27.0
31)	Los Angeles Char	47	46	17	37.0	33	70.2	0	6	27.2
32)	Denver	46	43	31	72.1	36	78.3	0	1	27.4
	Totals	1602	1553	970	62.51	257	80.9	9	191	24.6

Note: Average team drive start DOES NOT include inside kicks or kickoffs at the end of a half unless either kickoff is returned for a touchdown. All other kickoffs (returned kickoffs, fair catches, touchback and kickoffs out of bounds) are included. Kickoffs resulting in the kicking team retaining possession are not included.

ADJ KO: Adjusted kickoffs are used to compute the Avg. Team Drive Start.

I20: The number of drives that start inside (not including) the 20 yd line.

WEEK 11 / THROUGH SUNDAY, NOVEMBER 19, 2017

AFC / SINGLE-GAME HIGHS / PLAYERS

Most Points-- 18, (10 times in Non-Overtime Games)
Passing Yards-- 447, Brady, N.E. at N.O., 9/17, (30-39, 447, 3 td, 0 int)
Longest Pass-- 97, Roethlisberger, Pitt. at Det., 10/29, (to Smith-Schuster, JuJu, td)
Passing Touchdowns-- 5, Brady, N.E. vs. Hou., 9/24, (25-35, 378, 5 td, 0 int)
Passing Touchdowns-- 5, Watson, Hou. vs. K.C., 10/8, (16-31, 261, 5 td, 0 int)
Rushing Yards-- 181, Fournette, Jax at Pitt., 10/8, (28-181, 2 td)
Rushing Attempts-- 35, Bell, Pitt. at Balt., 10/1, (35-144, 2 td)
Rushing Attempts-- 35, Bell, Pitt. vs. Cin., 10/22, (35-134, 0 td)
Longest Rush-- 90, Fournette, Jax at Pitt., 10/8, td
Receptions-- 13, Landry, Miami at LA-C, 9/17, (13-78, 0 td)
Receiving Yards-- 224, Hopkins, Hou. at Sea., 10/29, (8-224, 1 td)
Kickoff Return Yards-- 191, Rainey, Balt. vs. Chi., 10/15 (OT), (5-191, 1 td)
Kickoff Return Yards-- 157, Bray, Ind. at Tenn., 10/16, (5-157, 0 td)
Kickoff Returns-- 7, Tate, Buff. at LA-C, 11/19, (7-144, 0 td)
Longest Kickoff Return-- 103, D. Lewis, N.E. at Denv., 11/12, td
Punt Return Yards-- 132, Campanaro, Balt. vs. Chi., 10/15 (OT), (5-132, 1 fc, 1 td)
Punt Return Yards-- 88, Benjamin, LA-C vs. Denv., 10/22, (3-88, 5 fc, 1 td)
Punt Returns-- 7, Mickens, Jax vs. LA-C, 11/12 (OT), (7-30, 1 fc, 0 td)
Punt Returns-- 6, Peppers, Clev. at Hou., 10/15, (6-43, 0 fc, 0 td)
Longest Punt Return-- 82, Hill, K.C. at Hou., 10/8, td
Interceptions-- 3, Byard, Tenn. at Clev., 10/22 (OT), (3-60, 0 td)
Interceptions-- 2, (9 times in Non-Overtime Games)
Longest Interception Return-- 103, Talib, Denv. vs. Dal., 9/17, td
Sacks-- 4.0, Campbell, Jax at Hou., 9/10
Scrimmage Yards-- 246, K. Hunt, K.C. at N.E., 9/7, (Rush 17-148, Rec 5-98)
Longest Punt-- 74, Kern, Tenn. vs. Cin., 11/12
Punts-- 10, Kaser, LA-C at Jax , 11/12 (OT), (10-485, 48.5)
Punts-- 10, Kern, Tenn. at Miami, 10/8, (10-549, 54.9)
Field Goals Made-- 5, (4 times in Non-Overtime Games)
Longest Field Goal-- 62, Gostkowski, N.E. at Oak., 11/19

NFC / SINGLE-GAME HIGHS / PLAYERS

Most Points-- 23, Zuerlein, LA-R at Dal., 10/1, (0 td, 7 fg, 2 xp, 0 2pt)
Passing Yards-- 452, Wilson, Sea. vs. Hou., 10/29, (26-41, 452, 4 td, 1 int)
Longest Pass-- 94, Goff, LA-R vs. Hou., 11/12, (to Woods, Robert, td)
Passing Touchdowns-- 4, (10 times in Non-Overtime Games)
Rushing Yards-- 167, Howard, Chi. at Balt., 10/15 (OT), (36-167, 0 td)
Rushing Yards-- 159, A. Peterson, Ariz. at S.F., 11/5, (37-159, 0 td)
Rushing Attempts-- 37, A. Peterson, Ariz. at S.F., 11/5, (37-159, 0 td)
Longest Rush-- 71, Ajayi, Phil. at Dal., 11/19
Receptions-- 13, Fitzgerald, Ariz. vs. Dal., 9/25, (13-149, 1 td)
Receiving Yards-- 175, Dickson, Car. at Det., 10/8, (5-175, 0 td)
Kickoff Return Yards-- 147, Switzer, Dal. vs. Phil., 11/19, (4-147, 0 td)
Kickoff Returns-- 7, Davis, G.B. vs. Det., 11/6, (7-140, 0 td)
Longest Kickoff Return-- 103, Cooper, LA-R at Jax , 10/15, td
Punt Return Yards-- 110, Barner, Phil. vs. Ariz., 10/8, (3-110, 1 fc, 0 td)
Punt Returns-- 6, K. Williams, Ariz. vs. Sea., 11/9, (6-61, 2 fc, 0 td)
Longest Punt Return-- 88, Agnew, Det. at NY-G, 9/18, td
Interceptions-- 2, (3 times in Non-Overtime Games)
Longest Interception Return-- 90, Amos, Chi. at Balt., 10/15 (OT), td
Longest Interception Return-- 82, Bethel, Ariz. at Det., 9/10, td
Sacks-- 6.0, Clayborn, Atl. vs. Dal., 11/12
Scrimmage Yards-- 219, E. Elliott, Dal. at S.F., 10/22, (Rush 26-147, Rec 1-72)
Longest Punt-- 69, O'Donnell, Chi. vs. Atl., 9/10
Punts-- 9, O'Donnell, Chi. at Balt., 10/15 (OT), (9-420, 46.7)
Punts-- 8, (6 times in Non-Overtime Games)
Field Goals Made-- 7, Zuerlein, LA-R at Dal., 10/1, (7-7, 49 lg)
Longest Field Goal-- 61, Elliott, Phil. vs. NY-G, 9/24

WEEK 11 / THROUGH SUNDAY, NOVEMBER 19, 2017

NFL / SINGLE-GAME HIGHS / PLAYERS

Most Points-- 23, Zuerlein, LA-R at Dal., 10/1, (0 td, 7 fg, 2 xp, 0 2pt)
Passing Yards-- 452, Wilson, Sea. vs. Hou., 10/29, (26-41, 452, 4 td, 1 int)
Longest Pass-- 97, Roethlisberger, Pitt. at Det., 10/29, (to Smith-Schuster, JuJu, td)
Passing Touchdowns-- 5, Brady, N.E. vs. Hou., 9/24, (25-35, 378, 5 td, 0 int)
Passing Touchdowns-- 5, Watson, Hou. vs. K.C., 10/8, (16-31, 261, 5 td, 0 int)
Rushing Yards-- 181, Fournette, Jax at Pitt., 10/8, (28-181, 2 td)
Rushing Attempts-- 37, A. Peterson, Ariz. at S.F., 11/5, (37-159, 0 td)
Longest Rush-- 90, Fournette, Jax at Pitt., 10/8, td
Receptions-- 13, Landry, Miami at LA-C, 9/17, (13-78, 0 td)
Receptions-- 13, Fitzgerald, Ariz. vs. Dal., 9/25, (13-149, 1 td)
Receiving Yards-- 224, Hopkins, Hou. at Sea., 10/29, (8-224, 1 td)
Kickoff Return Yards-- 191, Rainey, Balt. vs. Chi., 10/15 (OT), (5-191, 1 td)
Kickoff Return Yards-- 157, Bray, Ind. at Tenn., 10/16, (5-157, 0 td)
Kickoff Returns-- 7, Davis, G.B. vs. Det., 11/6, (7-140, 0 td)
Kickoff Returns-- 7, Tate, Buff. at LA-C, 11/19, (7-144, 0 td)
Longest Kickoff Return-- 103, Cooper, LA-R at Jax , 10/15, td
Longest Kickoff Return-- 103, D. Lewis, N.E. at Denv., 11/12, td
Punt Return Yards-- 132, Campanaro, Balt. vs. Chi., 10/15 (OT), (5-132, 1 fc, 1 td)
Punt Return Yards-- 110, Barner, Phil. vs. Ariz., 10/8, (3-110, 1 fc, 0 td)
Punt Returns-- 7, Mickens, Jax vs. LA-C, 11/12 (OT), (7-30, 1 fc, 0 td)
Punt Returns-- 6, Peppers, Clev. at Hou., 10/15, (6-43, 0 fc, 0 td)
Punt Returns-- 6, K. Williams, Ariz. vs. Sea., 11/9, (6-61, 2 fc, 0 td)
Longest Punt Return-- 88, Agnew, Det. at NY-G, 9/18, td
Interceptions-- 3, Byard, Tenn. at Clev., 10/22 (OT), (3-60, 0 td)
Interceptions-- 2, (12 times in Non-Overtime Games)
Longest Interception Return-- 103, Talib, Denv. vs. Dal., 9/17, td
Sacks-- 6.0, Clayborn, Atl. vs. Dal., 11/12
Scrimmage Yards-- 246, K. Hunt, K.C. at N.E., 9/7, (Rush 17-148, Rec 5-98)
Longest Punt-- 74, Kern, Tenn. vs. Cin., 11/12
Punts-- 10, Kaser, LA-C at Jax , 11/12 (OT), (10-485, 48.5)
Punts-- 10, Kern, Tenn. at Miami, 10/8, (10-549, 54.9)
Field Goals Made-- 7, Zuerlein, LA-R at Dal., 10/1, (7-7, 49 lg)
Longest Field Goal-- 62, Gostkowski, N.E. at Oak., 11/19

WEEK 11 / THROUGH SUNDAY, NOVEMBER 19, 2017

300-Yard Passing Games

452, Wilson, SEA vs. HOU 10/29 (26-41, 4 TD)
447, Brady, NE at NO 09/17 (30-39, 3 TD)
423, Stafford, DET vs. PIT 10/29 (27-45, 0 TD)
417, Carr, OAK vs. KC 10/19 (29-52, 3 TD)
402, Watson, HOU at SEA 10/29 (19-30, 4 TD)
385, Brees, NO vs. WAS 11/19 (ot) (29-41, 2 TD)
384, Winston, TB at BUF 10/22 (32-44, 3 TD)
378, Brady, NE vs. HOU 09/24 (25-35, 5 TD)
376, Siemian, DEN vs. NYG 10/15 (29-50, 1 TD)
373, Wilson, SEA at TEN 09/24 (29-49, 4 TD)
369, Keenum, MIN vs. TB 09/24 (25-33, 3 TD)
368, A. Smith, KC at NE 09/07 (28-35, 4 TD)
366, Manning, NYG at PHI 09/24 (35-47, 3 TD)
365, Cousins, WAS vs. OAK 09/24 (25-30, 3 TD)
361, Stafford, DET at GB 11/06 (26-33, 2 TD)
357, Palmer, ARI vs. SF 10/01 (ot) (33-51, 1 TD)
356, Brees, NO vs. NE 09/17 (27-45, 2 TD)
355, Newton, CAR at DET 10/08 (26-33, 3 TD)
355, Goff, LAR vs. HOU 11/12 (25-37, 3 TD)
354, McCown, NYJ vs. NE 10/15 (31-47, 2 TD)
353, Hoyer, SF at IND 10/08 (ot) (29-46, 2 TD)
347, Rivers, LAC vs. PHI 10/01 (22-38, 2 TD)
346, Bradford, MIN vs. NO 09/11 (27-32, 3 TD)
343, A. Rodgers, GB at ATL 09/17 (33-50, 2 TD)
342, A. Smith, KC at OAK 10/19 (25-36, 3 TD)
339, Brady, NE at OAK 11/19 (30-37, 3 TD)
334, Wilson, SEA at NYG 10/22 (27-39, 3 TD)
334, Winston, TB vs. NE 10/05 (26-46, 1 TD)
333, Wentz, PHI at KC 09/17 (25-46, 2 TD)
333, Brady, NE vs. LAC 10/29 (32-47, 1 TD)
332, Palmer, ARI at IND 09/17 (ot) (19-36, 1 TD)
332, Winston, TB vs. NYG 10/01 (22-38, 3 TD)
332, Hoyer, SF vs. LAR 09/21 (23-37, 2 TD)
331, Brees, NO at GB 10/22 (27-38, 1 TD)
331, Rivers, LAC vs. MIA 09/17 (31-39, 1 TD)
330, Cousins, WAS vs. SF 10/15 (25-37, 2 TD)
330, Bortles, JAX at IND 10/22 (18-26, 1 TD)
328, Dalton, CIN vs. BUF 10/08 (22-36, 1 TD)
328, Winston, TB at MIN 09/24 (28-40, 2 TD)
327, Cousins, WAS vs. MIN 11/12 (26-45, 1 TD)
325, Palmer, ARI vs. DAL 09/25 (29-48, 2 TD)
324, A. Smith, KC at HOU 10/08 (29-37, 3 TD)
322, Cousins, WAS at NO 11/19 (ot) (22-32, 3 TD)
321, Ryan, ATL at CHI 09/10 (21-30, 1 TD)
317, Roethlisberger, PIT at DET 10/29 (17-31, 1 TD)
316, Newton, CAR at NE 10/01 (22-29, 3 TD)
314, Brissett, IND vs. SF 10/08 (ot) (22-34, 0 TD)
313, A. Rodgers, GB vs. CIN 09/24 (ot) (28-42, 3 TD)
313, Carr, OAK at BUF 10/29 (31-49, 1 TD)
313, Ryan, ATL at CAR 11/05 (24-38, 2 TD)
312, Roethlisberger, PIT vs. JAX 10/08 (33-55, 0 TD)
312, Stafford, DET at NO 10/15 (25-52, 3 TD)
311, Cutler, MIA vs. OAK 11/05 (34-42, 3 TD)
311, Goff, LAR at NYG 11/05 (14-22, 4 TD)
311, A. Rodgers, GB vs. SEA 09/10 (28-42, 1 TD)
308, Brissett, IND at HOU 11/05 (20-30, 2 TD)
307, Brady, NE vs. CAR 10/01 (32-45, 2 TD)
307, Wentz, PHI at WAS 09/10 (26-39, 2 TD)
306, Goff, LAR vs. IND 09/10 (21-29, 1 TD)
306, Mariota, TEN vs. IND 10/16 (23-32, 1 TD)
306, Mariota, TEN at PIT 11/16 (22-33, 1 TD)
304, Keenum, MIN at WAS 11/12 (21-29, 4 TD)
304, Wentz, PHI vs. ARI 10/08 (21-30, 4 TD)
303, Brady, NE at TB 10/05 (30-40, 1 TD)
303, Cousins, WAS at PHI 10/23 (30-40, 3 TD)
301, Watson, HOU at NE 09/24 (22-33, 2 TD)
301, Glennon, CHI at TB 09/17 (31-45, 1 TD)
300, Carr, OAK at MIA 11/05 (21-30, 1 TD)

WEEK 11 / THROUGH SUNDAY, NOVEMBER 19, 2017

100-Yard Receiving Games

224, Hopkins, HOU at SEA 10/29 (8 rec., 1 TD)
210, Cooper, OAK vs. KC 10/19 (11 rec., 2 TD)
193, Smith-Schuster, PIT at DET 10/29 (7 rec., 1 TD)
189, Green, CIN vs. BUF 10/08 (7 rec., 1 TD)
182, Brown, PIT at CLE 09/10 (11 rec., 0 TD)
180, Stills, MIA vs. TB 11/19 (7 rec., 1 TD)
177, Hilton, IND vs. SF 10/08 (ot) (7 rec., 0 TD)
175, Dickson, CAR at DET 10/08 (5 rec., 0 TD)
175, Hilton, IND at HOU 11/05 (5 rec., 2 TD)
173, Diggs, MIN vs. TB 09/24 (8 rec., 2 TD)
171, Woods, LAR vs. HOU 11/12 (8 rec., 2 TD)
166, Thielen, MIN at WAS 11/12 (8 rec., 1 TD)
159, Allen, LAC vs. BUF 11/19 (12 rec., 2 TD)
157, Brown, PIT vs. JAX 10/08 (10 rec., 0 TD)
157, Thielen, MIN vs. NO 09/11 (9 rec., 0 TD)
155, Brown, PIT at KC 10/15 (8 rec., 1 TD)
153, Hilton, IND vs. CLE 09/24 (7 rec., 1 TD)
150, Thompson, WAS vs. OAK 09/24 (6 rec., 1 TD)
149, Fitzgerald, ARI vs. DAL 09/25 (13 rec., 1 TD)
149, Cooks, NE at OAK 11/19 (6 rec., 1 TD)
144, Brown, PIT vs. TEN 11/16 (10 rec., 3 TD)
142, Garcon, SF vs. LAR 09/21 (7 rec., 0 TD)
142, Shepard, NYG at SF 11/12 (11 rec., 0 TD)
141, Te. Williams, DAL vs. KC 11/05 (9 rec., 0 TD)
141, Ginn, NO at GB 10/22 (7 rec., 0 TD)
138, Fitzgerald, ARI vs. TB 10/15 (10 rec., 1 TD)
138, Allen, LAC vs. PHI 10/01 (5 rec., 0 TD)
137, Sanders, DEN vs. NE 11/12 (6 rec., 0 TD)
133, Hill, KC at NE 09/07 (7 rec., 1 TD)
133, Shepard, NYG at PHI 09/24 (7 rec., 1 TD)
133, Wallace, BAL at OAK 10/08 (3 rec., 0 TD)
133, De. Thomas, DEN vs. NYG 10/15 (10 rec., 0 TD)
133, Kelce, KC vs. DEN 10/30 (7 rec., 1 TD)
131, Cooks, NE vs. HOU 09/24 (5 rec., 2 TD)
128, M. Jones, DET vs. PIT 10/29 (6 rec., 0 TD)
128, Hooper, ATL at CHI 09/10 (2 rec., 1 TD)
126, D. Adams, GB vs. BAL 11/19 (8 rec., 0 TD)
126, J. Cook, OAK at MIA 11/05 (8 rec., 0 TD)
125, W. Fuller, HOU at SEA 10/29 (5 rec., 2 TD)
125, Hill, KC at OAK 10/19 (6 rec., 1 TD)
123, Thielen, MIN vs. LAR 11/19 (6 rec., 1 TD)
123, Crowder, WAS vs. DAL 10/29 (9 rec., 0 TD)
122, Allison, GB vs. CIN 09/24 (ot) (6 rec., 0 TD)
121, Doyle, IND at CIN 10/29 (12 rec., 1 TD)
121, Lockett, SEA vs. HOU 10/29 (6 rec., 0 TD)
120, Nelson, ARI at IND 09/17 (ot) (5 rec., 1 TD)
118, Ju. Jones, ATL at CAR 11/05 (6 rec., 0 TD)
117, Thomas, NO at BUF 11/12 (9 rec., 0 TD)
116, Gronkowski, NE at NO 09/17 (6 rec., 1 TD)
116, Goodwin, SF at IND 10/08 (ot) (5 rec., 0 TD)
115, Ty. Williams, LAC vs. PHI 10/01 (5 rec., 1 TD)
115, Green, CIN at TEN 11/12 (5 rec., 1 TD)
113, Matthews, TEN at PIT 11/16 (5 rec., 1 TD)
113, Fitzgerald, ARI vs. SEA 11/09 (10 rec., 0 TD)
113, Tate, DET at GB 11/06 (7 rec., 0 TD)
112, C. Clay, BUF at ATL 10/01 (5 rec., 0 TD)
111, Kelce, KC vs. WAS 10/02 (7 rec., 1 TD)
111, Green, CIN at GB 09/24 (ot) (10 rec., 1 TD)
111, Hopkins, HOU at LAR 11/12 (7 rec., 0 TD)
110, Brown, PIT at CHI 09/24 (ot) (10 rec., 1 TD)
109, Kelce, KC at NYG 11/19 (ot) (8 rec., 0 TD)
108, Woods, LAR at SF 09/21 (6 rec., 0 TD)
108, Baldwin, SEA vs. WAS 11/05 (7 rec., 1 TD)
108, Ju. Jones, ATL vs. GB 09/17 (5 rec., 0 TD)
107, Tate, DET vs. ARI 09/10 (10 rec., 0 TD)
107, Thompson, BUF vs. TB 10/22 (4 rec., 0 TD)
107, J. Cook, OAK vs. KC 10/19 (6 rec., 0 TD)
107, M. Jones, DET at GB 11/06 (7 rec., 2 TD)
107, Hopkins, HOU vs. TEN 10/01 (10 rec., 1 TD)
106, Jackson, TB vs. NE 10/05 (5 rec., 0 TD)
106, Watkins, LAR at SF 09/21 (6 rec., 2 TD)
105, Thompson, WAS vs. SF 10/15 (4 rec., 0 TD)
105, Baldwin, SEA at TEN 09/24 (10 rec., 1 TD)
105, Ja. Brown, ARI vs. SF 10/01 (ot) (8 rec., 0 TD)
105, Benjamin, LAC vs. KC 09/24 (5 rec., 0 TD)
105, P. Richardson, SEA vs. HOU 10/29 (6 rec., 2 TD)
104, Anderson, NYJ vs. ATL 10/29 (6 rec., 1 TD)
104, Benjamin, CAR at NE 10/01 (4 rec., 0 TD)
104, Rogers, IND vs. PIT 11/12 (6 rec., 1 TD)

103, Kelce, KC vs. PHI 09/17 (8 rec., 1 TD)
101, Hurns, JAX at IND 10/22 (5 rec., 0 TD)
101, McCaffrey, CAR vs. NO 09/24 (9 rec., 0 TD)
100, Allen, LAC vs. MIA 09/17 (9 rec., 0 TD)
100, Amendola, NE vs. KC 09/07 (6 rec., 0 TD)

100-Yard Rushing Games

181, Fournette, JAX at PIT 10/08 (28 att., 2 TD)
179, Bell, PIT at KC 10/15 (32 att., 1 TD)
172, K. Hunt, KC at LAC 09/24 (17 att., 1 TD)
167, Howard, CHI at BAL 10/15 (ot) (36 att., 0 TD)
163, Powell, NYJ vs. JAX 10/01 (ot) (21 att., 1 TD)
159, A. Peterson, ARI at SF 11/05 (37 att., 0 TD)
151, McCoy, BUF vs. OAK 10/29 (27 att., 1 TD)
150, E. Elliott, DAL at WAS 10/29 (33 att., 2 TD)
148, K. Hunt, KC at NE 09/07 (17 att., 1 TD)
147, E. Elliott, DAL at SF 10/22 (26 att., 2 TD)
144, Bell, PIT at BAL 10/01 (35 att., 2 TD)
140, Howard, CHI vs. PIT 09/24 (ot) (23 att., 2 TD)
136, Blount, PHI at LAC 10/01 (16 att., 0 TD)
134, Bell, PIT vs. CIN 10/22 (35 att., 0 TD)
134, A. Peterson, ARI vs. TB 10/15 (26 att., 2 TD)
134, Ingram, NO vs. WAS 11/19 (ot) (11 att., 1 TD)
132, Gordon, LAC at NE 10/29 (14 att., 1 TD)
131, Henry, TEN vs. IND 10/16 (19 att., 1 TD)
131, A. Jones, GB vs. NO 10/22 (17 att., 1 TD)
131, Ingram, NO at BUF 11/12 (21 att., 3 TD)
130, Ajayi, MIA at ATL 10/15 (26 att., 0 TD)
130, Fournette, JAX vs. LAR 10/15 (21 att., 1 TD)
127, Cook, MIN vs. NO 09/11 (22 att., 0 TD)
125, Howard, CHI vs. DET 11/19 (15 att., 1 TD)
125, A. Jones, GB at DAL 10/08 (19 att., 1 TD)
124, Hyde, SF at SEA 09/17 (15 att., 0 TD)
122, Ajayi, MIA at LAC 09/17 (28 att., 0 TD)
122, Yeldon, JAX at IND 10/22 (9 att., 1 TD)
121, Gurley, LAR at DAL 10/01 (23 att., 0 TD)
118, C. Anderson, DEN vs. DAL 09/17 (25 att., 1 TD)
117, Perine, WAS at NO 11/19 (ot) (23 att., 1 TD)
117, Darkwa, NYG at DEN 10/15 (21 att., 0 TD)
116, E. Elliott, DAL vs. GB 10/08 (29 att., 0 TD)
116, Gurley, LAR at JAX 10/15 (23 att., 0 TD)
115, Murray, TEN vs. SEA 09/24 (14 att., 1 TD)
114, McCoy, BUF at LAC 11/19 (13 att., 1 TD)
114, Ingram, NO vs. DET 10/15 (25 att., 2 TD)
113, Murray, MIN vs. BAL 10/22 (18 att., 1 TD)
113, Gurley, LAR at SF 09/21 (28 att., 2 TD)
113, Collins, BAL vs. MIA 10/26 (18 att., 0 TD)
111, Fournette, JAX at CLE 11/19 (28 att., 0 TD)
110, Stewart, CAR vs. MIA 11/13 (17 att., 0 TD)
110, McCoy, BUF vs. NYJ 09/10 (22 att., 0 TD)
107, K. Hunt, KC at HOU 10/08 (29 att., 0 TD)
106, Freeman, ATL at DET 09/24 (21 att., 1 TD)
106, Gurley, LAR vs. ARI 10/22 (22 att., 1 TD)
106, Kamara, NO at BUF 11/12 (12 att., 1 TD)
105, Ingram, NO at GB 10/22 (22 att., 1 TD)
105, Gordon, LAC at NYG 10/08 (20 att., 0 TD)
104, E. Elliott, DAL vs. NYG 09/10 (24 att., 0 TD)
102, Howard, CHI at NO 10/29 (23 att., 0 TD)
101, K. Hunt, KC vs. WAS 10/02 (21 att., 0 TD)
100, Fournette, JAX at HOU 09/10 (26 att., 1 TD)

WEEK 11 / THROUGH SUNDAY, NOVEMBER 19, 2017

AFC / LEADING PASSERS

Player, Team	Att	Comp	Pct		Avg		Pct			Pct Rating	
			Comp	Yds	Gain	TD	TD	Long	Int	Int	Points
Brady, N.E.	380	261	68.7	3146	8.28	22	5.8	64t	2	0.5	110.9
A. Smith, K.C.	333	231	69.4	2674	8.03	18	5.4	78t	3	0.9	107.6
*Watson, Hou.	204	126	61.8	1699	8.33	19	9.3	72t	8	3.9	103.0
McCown, NY-J	313	216	69.0	2242	7.16	14	4.5	69t	8	2.6	93.7
Taylor, Buf.	279	178	63.8	1842	6.60	11	3.9	47	3	1.1	91.4
Dalton, Cin.	296	183	61.8	2158	7.29	16	5.4	77t	8	2.7	90.7
Rivers, LA-C	355	214	60.3	2514	7.08	17	4.8	75t	7	2.0	89.6
Carr, Oak.	319	204	63.9	2191	6.87	14	4.4	64t	8	2.5	88.2
Roethlisberger, Pit.	351	217	61.8	2597	7.40	16	4.6	97t	10	2.8	87.8
Brissett, Ind.	294	179	60.9	2172	7.39	9	3.1	80t	5	1.7	86.7
Cutler, Mia.	271	175	64.6	1602	5.91	13	4.8	36	9	3.3	82.7
Bortles, Jac.	315	184	58.4	2084	6.62	12	3.8	52	7	2.2	81.8
Mariota, Ten.	281	176	62.6	2089	7.43	8	2.8	75t	10	3.6	79.9
Siemian, Den.	247	152	61.5	1669	6.76	9	3.6	44	10	4.0	76.8
Hoyer, S.F.-N.E.	208	122	58.7	1282	6.16	4	1.9	59	4	1.9	75.0
Flacco, Bal.	319	209	65.5	1734	5.44	9	2.8	54	11	3.4	74.4
*Kizer, Cle.	282	148	52.5	1555	5.51	5	1.8	38	14	5.0	54.0

AFC / LEADING PASSERS, RANKS

Player, Team	Att	Comp	Pct		Avg		Pct			Pct Rating	
			Comp	Yds	Gain	TD	TD	Long	Int	Int	Points
Brady, N.E.	1	1	3	1	2	1	2		1	1	1
A. Smith, K.C.	4	2	1	2	3	3	3t		2t	2	2
*Watson, Hou.	17	16	11	13	1	2	1		8t	15	3
McCown, NY-J	8	4	2	5	8	7t	8		8t	9	4
Taylor, Buf.	13	11	7	11	13	11	10		2t	3	5
Dalton, Cin.	9	9	9	8	7	5t	3t		8t	10	6
Rivers, LA-C	2	5	14	4	9	4	6		6t	6	7
Carr, Oak.	5t	7	6	6	10	7t	9		8t	8	8
Roethlisberger, Pit.	3	3	10	3	5	5t	7		13t	11	9
Brissett, Ind.	10	10	13	7	6	12t	13		5	4	10
Cutler, Mia.	14	13	5	15	15	9	5		12	12	11
Bortles, Jac.	7	8	16	10	12	10	11		6t	7	12
Mariota, Ten.	12	12	8	9	4	15	14		13t	14	13
Siemian, Den.	15	14	12	14	11	12t	12		13t	16	14
Hoyer, S.F.-N.E.	16	17	15	17	14	17t	16		4	5	15
Flacco, Bal.	5t	6	4	12	17	12t	15		16	13	16
*Kizer, Cle.	11	15	17	16	16	16	17		17	17	17

WEEK 11 / THROUGH SUNDAY, NOVEMBER 19, 2017**AFC / FOURTH-QUARTER PASSING LEADERS**

Rank	Player, Team	Att	Comp	Comp%	Yards	YPA	TD	TD%	Int	Int%	Rating
1)	Hogan, Cle.	26	18	69.2	202	7.77	2	7.7	0	0.0	117.8
2)	Rivers, LA-C	102	63	61.8	726	7.12	7	6.9	1	1.0	102.0
3)	Brady, N.E.	85	57	67.1	599	7.05	3	3.5	0	0.0	99.1
4)	*Watson, Hou.	58	33	56.9	588	10.14	6	10.3	4	6.9	97.5
5)	Hoyer, S.F.-N.E.	60	34	56.7	367	6.12	4	6.7	0	0.0	97.0
6)	Taylor, Buf.	69	50	72.5	487	7.06	2	2.9	1	1.4	95.5
7)	Cutler, Mia.	81	53	65.4	532	6.57	4	4.9	1	1.2	95.3
8)	A. Smith, K.C.	91	56	61.5	708	7.78	4	4.4	2	2.2	91.3
9)	Moore, Mia.	38	23	60.5	298	7.84	3	7.9	2	5.3	89.6
10)	Roethlisberger, Pit.	75	49	65.3	557	7.43	4	5.3	3	4.0	88.6
11)	Carr, Oak.	110	67	60.9	667	6.06	5	4.5	2	1.8	85.7
12)	McCown, NY-J	88	59	67.0	622	7.07	3	3.4	4	4.5	79.8
13)	Mariota, Ten.	72	40	55.6	506	7.03	4	5.6	3	4.2	78.8
14)	Osweller, Den.	39	23	59.0	196	5.03	2	5.1	1	2.6	78.6
15)	Dalton, Cin.	66	36	54.5	402	6.09	2	3.0	1	1.5	76.7
16)	Flacco, Bal.	92	59	64.1	465	5.05	3	3.3	3	3.3	73.9
17)	Savage, Hou.	33	18	54.5	228	6.91	1	3.0	1	3.0	73.8
18)	Siemian, Den.	65	42	64.6	471	7.25	2	3.1	4	6.2	70.7
19)	Brissett, Ind.	75	43	57.3	463	6.17	0	0.0	2	2.7	64.5
20)	Bortles, Jac.	63	36	57.1	370	5.87	1	1.6	3	4.8	59.6
21)	*Kizer, Cle.	99	48	48.5	489	4.94	2	2.0	5	5.1	48.8

AFC / THIRD-DOWN PASSING LEADERS

Rank	Player, Team	Att	Comp	Comp%	Yards	YPA	TD	TD%	Int	Int%	Rating
1)	Brady, N.E.	96	62	64.6	778	8.10	7	7.3	0	0.0	114.0
2)	McCown, NY-J	96	71	74.0	789	8.22	5	5.2	3	3.1	102.3
3)	A. Smith, K.C.	83	51	61.4	553	6.66	4	4.8	0	0.0	97.1
4)	Flacco, Bal.	85	54	63.5	496	5.84	5	5.9	1	1.2	94.0
5)	Taylor, Buf.	93	62	66.7	640	6.88	5	5.4	3	3.2	90.8
6)	Dalton, Cin.	83	47	56.6	522	6.29	8	9.6	4	4.8	87.5
7)	Brissett, Ind.	94	54	57.4	676	7.19	4	4.3	2	2.1	85.2
8)	Cutler, Mia.	68	43	63.2	433	6.37	3	4.4	2	2.9	83.8
9)	Roethlisberger, Pit.	99	55	55.6	684	6.91	7	7.1	5	5.1	79.7
10)	Hoyer, S.F.-N.E.	61	36	59.0	293	4.80	2	3.3	1	1.6	75.4
11)	Siemian, Den.	72	42	58.3	490	6.81	4	5.6	4	5.6	74.4
12)	Carr, Oak.	84	52	61.9	524	6.24	3	3.6	4	4.8	71.7
13)	Bortles, Jac.	103	58	56.3	626	6.08	2	1.9	3	2.9	68.7
14)	Rivers, LA-C	102	58	56.9	719	7.05	3	2.9	5	4.9	68.2
15)	Mariota, Ten.	88	46	52.3	507	5.76	2	2.3	3	3.4	63.0
16)	*Kizer, Cle.	73	33	45.2	365	5.00	0	0.0	4	5.5	37.8

WEEK 11 / THROUGH SUNDAY, NOVEMBER 19, 2017**AFC / LEADING RUSHERS**

Rank	Player, Team	Att	Yards	Avg	Long	TD
1)	Bell, Pit.	232	886	3.8	27	5
2)	*K. Hunt, K.C.	173	873	5.0	69t	4
3)	*Fournette, Jac.	175	740	4.2	90t	6
4)	McCoy, Buf.	170	709	4.2	48t	4
5)	Gordon, LA-C	167	633	3.8	87t	5
6)	L. Miller, Hou.	162	604	3.7	21	2
7)	C. Anderson, Den.	139	573	4.1	40	2
8)	Collins, Bal.	113	570	5.0	50	1
9)	Gore, Ind.	144	509	3.5	21	2
10)	Crowell, Cle.	129	459	3.6	26t	2
11)	Murray, Ten.	117	443	3.8	75t	4
12)	Henry, Ten.	101	441	4.4	72t	3
13)	Powell, NY-J	93	420	4.5	75t	2
14)	Lynch, Oak.	97	390	4.0	25	4
15)	D. Lewis, N.E.	82	386	4.7	31	3
16)	Allen, Bal.	109	385	3.5	37	1
17)	*Mixon, Cin.	127	370	2.9	25	3
18)	Gillislee, N.E.	98	355	3.6	16	4
19)	*Foreman, Hou.	78	327	4.2	39	2
20)	Ivory, Jac.	84	286	3.4	19	1
21)	Charles, Den.	65	281	4.3	19	1
22)	Taylor, Buf. (QB)	57	275	4.8	32	3
23)	*Watson, Hou. (QB)	36	269	7.5	49t	2
24)	*McGuire, NY-J	69	259	3.8	69t	1
25)	Forte, NY-J	57	241	4.2	20	2
26)	D. Johnson, Cle.	46	240	5.2	19t	2
27)	*Kizer, Cle. (QB)	45	223	5.0	20	4
28)	*Mack, Ind.	59	219	3.7	35	2
29)	Richard, Oak.	49	212	4.3	52t	1
30)	A. Smith, K.C. (QB)	42	200	4.8	32	1

AFC / THIRD-AND-ONE RUSHING LEADERS

Rank	Player, Team	Att	FD	Pct
1t)	Turbin, Ind.	7	7	100.0
1t)	*K. Hunt, K.C.	6	6	100.0
1t)	Allen, Bal.	5	5	100.0
1t)	*Kizer, Cle.	4	4	100.0
1t)	Lynch, Oak.	4	4	100.0
1t)	D. Johnson, Cle.	3	3	100.0
1t)	Watson, Pit.	3	3	100.0
8t)	Henry, Ten.	6	5	83.3
8t)	Ivory, Jac.	6	5	83.3
10t)	Gore, Ind.	5	4	80.0
10t)	McCoy, Buf.	5	4	80.0
10t)	A. Smith, K.C.	5	4	80.0
13t)	Brady, N.E.	4	3	75.0
13t)	Charles, Den.	4	3	75.0
15)	*Foreman, Hou.	6	4	66.7
16t)	Gordon, LA-C	8	4	50.0
16t)	Gillislee, N.E.	6	3	50.0

WEEK 11 / THROUGH SUNDAY, NOVEMBER 19, 2017**AFC / LEADERS IN RECEPTIONS**

Rank	Player, Team	Rec	Yards	Avg	Long	TD
1)	Brown, Pit.	70	1026	14.7	51t	6
2)	Landry, Mia.	67	567	8.5	49	6
3)	Hopkins, Hou.	62	879	14.2	72t	9
4)	Kelce, K.C. (TE)	59	738	12.5	44	5
5)	Allen, LA-C	56	755	13.5	50	3
6)	De. Thomas, Den.	53	633	11.9	40	3
7)	Doyle, Ind. (TE)	52	450	8.7	21	2
8t)	Walker, Ten. (TE)	49	550	11.2	42	0
8t)	Bell, Pit. (RB)	49	308	6.3	42	0
10)	Green, Cin.	48	743	15.5	77t	6
11)	Hill, K.C.	47	685	14.6	75t	4
12t)	D. Johnson, Cle. (RB)	46	414	9.0	41t	2
12t)	White, N.E. (RB)	46	376	8.2	27	2
14)	Cooks, N.E.	45	786	17.5	64t	4
15t)	Lee, Jac.	43	538	12.5	45	2
15t)	Amendola, N.E.	43	440	10.2	27	2
17t)	Crabtree, Oak.	42	502	12.0	41t	6
17t)	McCoy, Buf. (RB)	42	265	6.3	21	1
19t)	Matthews, Ten.	41	626	15.3	75t	3
19t)	Gronkowski, N.E. (TE)	41	619	15.1	53t	5
19t)	J. Cook, Oak. (TE)	41	535	13.0	35	1
19t)	Cooper, Oak.	41	490	12.0	45t	4
23t)	Stills, Mia.	40	588	14.7	61t	5
23t)	Allen, Bal. (RB)	40	198	5.0	14	2
25t)	Watson, Bal. (TE)	39	294	7.5	33	2
25t)	Seferian-Jenkins, NY-J (TE)	39	288	7.4	28	3
27t)	Hilton, Ind.	36	725	20.1	80t	3
27t)	Benjamin, Car.-Buf.	36	537	14.9	43	2
27t)	Hurns, Jac.	36	446	12.4	50	2

AFC / RECEIVING YARDAGE LEADERS

Rank	Player, Team	Yards	Rec	Avg	Long	TD
1)	Brown, Pit.	1026	70	14.7	51t	6
2)	Hopkins, Hou.	879	62	14.2	72t	9
3)	Cooks, N.E.	786	45	17.5	64t	4
4)	Allen, LA-C	755	56	13.5	50	3
5)	Green, Cin.	743	48	15.5	77t	6
6)	Kelce, K.C. (TE)	738	59	12.5	44	5
7)	Hilton, Ind.	725	36	20.1	80t	3
8)	Hill, K.C.	685	47	14.6	75t	4
9)	De. Thomas, Den.	633	53	11.9	40	3
10)	Matthews, Ten.	626	41	15.3	75t	3
11)	Gronkowski, N.E. (TE)	619	41	15.1	53t	5
12)	Stills, Mia.	588	40	14.7	61t	5
13t)	Anderson, NY-J	568	35	16.2	69t	5
13t)	*Smith-Schuster, Pit.	568	33	17.2	97t	5
15)	Landry, Mia.	567	67	8.5	49	6
16)	Walker, Ten. (TE)	550	49	11.2	42	0
17)	Lee, Jac.	538	43	12.5	45	2
18)	Benjamin, Car.-Buf.	537	36	14.9	43	2
19)	J. Cook, Oak. (TE)	535	41	13.0	35	1
20)	Crabtree, Oak.	502	42	12.0	41t	6
21)	Cooper, Oak.	490	41	12.0	45t	4
22)	Doyle, Ind. (TE)	450	52	8.7	21	2
23)	Sanders, Den.	448	34	13.2	38	2
24)	Hurns, Jac.	446	36	12.4	50	2
25)	Amendola, N.E.	440	43	10.2	27	2
26)	Hogan, N.E.	438	33	13.3	47t	5
27)	Kearse, NY-J	415	35	11.9	44	4
28)	D. Johnson, Cle. (RB)	414	46	9.0	41t	2
29)	Parker, Mia.	404	34	11.9	31	1
30)	Ty. Williams, LA-C	382	25	15.3	75t	1

WEEK 11 / THROUGH SUNDAY, NOVEMBER 19, 2017**AFC / THIRD-DOWN RECEIVING LEADERS**

Rank	Player, Team	Rec	Yards	Avg	Long	TD
1)	Allen, LA-C	24	370	15.4	50	0
2)	Landry, Mia.	21	196	9.3	49	2
3)	Lee, Jac.	19	217	11.4	31	1
4)	Brown, Pit.	17	239	14.1	51t	1
5t)	De. Thomas, Den.	16	249	15.6	40	1
5t)	White, N.E. (RB)	16	141	8.8	27	1
7t)	Gronkowski, N.E. (TE)	15	246	16.4	53t	3
7t)	McCoy, Buf. (RB)	15	103	6.9	18	0
9t)	Hilton, Ind.	14	294	21.0	80t	2
9t)	Amendola, N.E.	14	172	12.3	27	1
9t)	D. Johnson, Cle. (RB)	14	148	10.6	34	0
12t)	Hurns, Jac.	13	187	14.4	50	1
12t)	Kelce, K.C. (TE)	13	155	11.9	32	1
14t)	*Smith-Schuster, Pit.	12	235	19.6	97t	2
14t)	J. Cook, Oak. (TE)	12	162	13.5	35	0
14t)	Hopkins, Hou.	12	149	12.4	34t	2
14t)	Hogan, N.E.	12	133	11.1	26	2
14t)	Cooper, Oak.	12	104	8.7	23	1
19t)	Stills, Mia.	11	247	22.5	61t	3
19t)	Anderson, NY-J	11	172	15.6	41	1
19t)	Matthews, Ten.	11	138	12.5	24	0
19t)	Walker, Ten. (TE)	11	105	9.5	19	0
19t)	Bell, Pit. (RB)	11	67	6.1	23	0
19t)	Seferian-Jenkins, NY-J (TE)	11	67	6.1	18	2
25t)	Green, Cin.	10	167	16.7	47	4
25t)	Sanders, Den.	10	143	14.3	38	0
25t)	Hill, K.C.	10	121	12.1	38	0
25t)	Thompson, Chi.-Buf.	10	120	12.0	27	1
25t)	Kerley, NY-J	10	117	11.7	30	0
25t)	Crabtree, Oak.	10	112	11.2	26t	2
25t)	Doyle, Ind. (TE)	10	96	9.6	14	1
25t)	Murray, Ten. (RB)	10	71	7.1	18	1

WEEK 11 / THROUGH SUNDAY, NOVEMBER 19, 2017

AFC / LEADING SCORERS, NONKICKERS

Rank	Player, Team	TD	Rush	Rec	Ret	X2	Pts
1t)	Gordon, LA-C (RB)	9	5	4	0	0	54
1t)	Hopkins, Hou. (WR)	9	0	9	0	0	54
3t)	*Fournette, Jac. (RB)	7	6	1	0	0	42
3t)	W. Fuller, Hou. (WR)	7	0	7	0	0	42
5)	Crabtree, Oak. (WR)	6	0	6	0	1	38
6t)	Brown, Pit. (WR)	6	0	6	0	0	36
6t)	Green, Cin. (WR)	6	0	6	0	0	36
6t)	*K. Hunt, K.C. (RB)	6	4	2	0	0	36
6t)	Landry, Mia. (WR)	6	0	6	0	0	36
10t)	Anderson, NY-J (WR)	5	0	5	0	0	30
10t)	Bell, Pit. (RB)	5	5	0	0	0	30
10t)	*Ekeler, LA-C (RB)	5	2	3	0	0	30
10t)	Gronkowski, N.E. (TE)	5	0	5	0	0	30
10t)	Hill, K.C. (WR)	5	0	4	1	0	30
10t)	Hogan, N.E. (WR)	5	0	5	0	0	30
10t)	Kelce, K.C. (TE)	5	0	5	0	0	30
10t)	D. Lewis, N.E. (RB)	5	3	1	1	0	30
10t)	Lewis, Jac. (TE)	5	0	5	0	0	30
10t)	McCoy, Buf. (RB)	5	4	1	0	0	30
10t)	L. Miller, Hou. (RB)	5	2	3	0	0	30
10t)	Murray, Ten. (RB)	5	4	1	0	0	30
10t)	*Smith-Schuster, Pit. (WR)	5	0	5	0	0	30
10t)	Stills, Mia. (WR)	5	0	5	0	0	30
24)	Cooks, N.E. (WR)	4	0	4	0	1	26

AFC / LEADING SCORERS, KICKERS

Rank	Player, Team	PAT	FG	Pct	Long	Pts
1)	Gostkowski, N.E.	28/29	26/29	.897	62	106
2)	Boswell, Pit.	19/20	24/27	.889	50	91
3)	Succop, Ten.	21/22	23/27	.852	52	90
4t)	*Butker, Car.-K.C.	13/13	22/23	.957	53	79
4t)	Tucker, Bal.	19/19	20/23	.870	57	79
6)	Hauschka, Buf.	22/22	18/20	.900	56	76
7t)	Catanzaro, NY-J	21/21	16/20	.800	57	69
7t)	McManus, Den.	18/18	17/23	.739	53	69
7t)	Vinatieri, Ind.	15/17	18/19	.947	53	69
10)	Fairbairn, Hou.	27/29	12/14	.857	50	63
11)	Tavecchio, Oak.	22/23	12/14	.857	53	58
12)	Myers, Jac.	15/17	11/15	.733	47	48
13)	Parkey, Mia.	14/17	11/12	.917	54	47
14)	Bullock, Cin.	18/20	8/10	.800	46	42
15)	Novak, LA-C	17/17	8/11	.727	50	41
16)	*Gonzalez, Cle.	16/17	8/12	.667	54	40
17)	Lambo, Jac.	6/ 7	9/10	.900	56	33
18)	Santos, K.C.	12/12	3/ 3	1.000	39	21
19)	*Koo, LA-C	9/ 9	3/ 6	.500	41	18
20)	*Koehn, Cin.	1/ 1	0/ 0	---	--	1

AFC / TOUCHBACKS ON KICKOFFS

Rank	Player, Team	TB
1)	Fairbairn, Hou.	36
2)	Succop, Ten.	34
3t)	Boswell, Pit.	33
3t)	*Butker, Car.-K.C.	33
3t)	Tucker, Bal.	33
6t)	Catanzaro, NY-J	32
6t)	Tavecchio, Oak.	32
8)	McManus, Den.	31
9)	*Sanchez, Ind.	30
10t)	*Gonzalez, Cle.	26
10t)	Gostkowski, N.E.	26
10t)	Myers, Jac.	26
13)	Hauschka, Buf.	25
14)	Bullock, Cin.	22
15)	Parkey, Mia.	16
16)	Santos, K.C.	10
17)	Novak, LA-C	9
18)	*Koo, LA-C	8
19)	Lambo, Jac.	4
20)	*Koehn, Cin.	1

WEEK 11 / THROUGH SUNDAY, NOVEMBER 19, 2017

AFC / MOST YARDS FROM SCRIMMAGE

Rank	Player, Team	Total			Rushing			Receiving		
		Yards	Att+Rec	Avg	Yards	Att	Avg	Yards	Rec	Avg
1)	*K. Hunt, K.C. (RB)	1208	208	5.8	873	173	5.0	335	35	9.6
2)	Bell, Pit. (RB)	1194	281	4.2	886	232	3.8	308	49	6.3
3)	Brown, Pit. (WR)	1026	70	14.7	0	0	---	1026	70	14.7
4)	McCoy, Buf. (RB)	974	212	4.6	709	170	4.2	265	42	6.3
5)	*Fournette, Jac. (RB)	896	194	4.6	740	175	4.2	156	19	8.2
6)	Gordon, LA-C (RB)	883	202	4.4	633	167	3.8	250	35	7.1
7)	Hopkins, Hou. (WR)	879	62	14.2	0	0	---	879	62	14.2
8)	L. Miller, Hou. (RB)	868	188	4.6	604	162	3.7	264	26	10.2
9)	Cooks, N.E. (WR)	796	48	16.6	10	3	3.3	786	45	17.5
10)	Allen, LA-C (WR)	764	58	13.2	9	2	4.5	755	56	13.5
11)	Kelce, K.C. (TE)	745	61	12.2	7	2	3.5	738	59	12.5
12)	Green, Cin. (WR)	743	48	15.5	0	0	---	743	48	15.5
13)	Hill, K.C. (WR)	732	61	12.0	47	14	3.4	685	47	14.6
14)	Hilton, Ind. (WR)	725	36	20.1	0	0	---	725	36	20.1
15)	C. Anderson, Den. (RB)	684	154	4.4	573	139	4.1	111	15	7.4
16)	Gore, Ind. (RB)	661	162	4.1	509	144	3.5	152	18	8.4
17)	D. Johnson, Cle. (RB)	654	92	7.1	240	46	5.2	414	46	9.0
18)	Murray, Ten. (RB)	635	145	4.4	443	117	3.8	192	28	6.9
19)	De. Thomas, Den. (WR)	633	53	11.9	0	0	---	633	53	11.9
20)	Crowell, Cle. (RB)	626	147	4.3	459	129	3.6	167	18	9.3
21)	Collins, Bal. (RB)	625	120	5.2	570	113	5.0	55	7	7.9
22)	Matthews, Ten. (WR)	623	42	14.8	-3	1	-3.0	626	41	15.3
23)	Gronkowski, N.E. (TE)	619	41	15.1	0	0	---	619	41	15.1
24)	Stills, Mia. (WR)	588	40	14.7	0	0	---	588	40	14.7
25)	Allen, Bal. (RB)	583	149	3.9	385	109	3.5	198	40	5.0

AFC / LEADERS IN FIRST DOWNS

Rank	Player, Team	Rush	Rec	Tot
1)	Bell, Pit. (RB)	52	14	66
2)	*K. Hunt, K.C. (RB)	35	14	49
3t)	Gordon, LA-C (RB)	33	14	47
3t)	Hopkins, Hou. (WR)	0	47	47
5)	Brown, Pit. (WR)	0	46	46
6t)	McCoy, Buf. (RB)	30	14	44
6t)	L. Miller, Hou. (RB)	31	13	44
8)	Allen, LA-C (WR)	0	43	43
9)	Kelce, K.C. (TE)	2	40	42
10)	Landry, Mia. (WR)	0	37	37
11t)	Allen, Bal. (RB)	23	13	36
11t)	*Fournette, Jac. (RB)	30	6	36
11t)	De. Thomas, Den. (WR)	0	36	36
14t)	Gronkowski, N.E. (TE)	0	33	33
14t)	D. Johnson, Cle. (RB)	15	18	33
16)	Green, Cin. (WR)	0	32	32
17t)	Cooks, N.E. (WR)	1	30	31
17t)	Crowell, Cle. (RB)	22	9	31
19t)	Hill, K.C. (WR)	2	28	30
19t)	Lee, Jac. (WR)	1	29	30
21t)	C. Anderson, Den. (RB)	26	3	29
21t)	Gore, Ind. (RB)	23	6	29
21t)	*Mixon, Cin. (RB)	22	7	29
24t)	J. Cook, Oak. (TE)	0	28	28
24t)	Matthews, Ten. (WR)	0	28	28
24t)	Walker, Ten. (TE)	1	27	28
27t)	Amendola, N.E. (WR)	0	27	27
27t)	Crabtree, Oak. (WR)	0	27	27
27t)	*Smith-Schuster, Pit. (WR)	0	27	27

WEEK 11 / THROUGH SUNDAY, NOVEMBER 19, 2017

AFC / LEADING PUNTERS

Rank	Player, Team	No	Yards	Lg	Avg	TB	Blk	Dwn	OB	Opp Ret	In Yds	Net 20	Avg
1)	Kern, Ten.	47	2438	74	51.9	5	0	2	9	26	196	16	45.6
2)	King, Oak.	40	1998	65	50.0	4	0	4	4	21	137	18	44.5
3)	Lechler, Hou.	57	2819	68	49.5	3	0	7	4	31	360	22	42.1
4)	Kaser, LA-C	53	2593	69	48.9	7	0	4	4	34	264	18	41.3
5)	Colquitt, Cle.	54	2638	67	48.9	1	1	7	2	34	342	16	41.4
6)	Huber, Cin.	56	2672	63	47.7	3	1	10	4	27	298	23	40.6
7)	Edwards, NY-J	54	2561	70	47.4	3	0	8	4	26	221	21	42.2
8)	Schmidt, Buf.	50	2281	60	45.6	4	0	3	3	27	133	16	41.4
9)	*Sanchez, Ind.	57	2600	61	45.6	1	1	10	13	14	76	20	43.2
10)	Koch, Bal.	55	2504	67	45.5	3	0	10	12	22	200	24	40.8
11)	Dixon, Den.	43	1952	55	45.4	1	1	7	2	17	178	14	39.9
12)	*Haack, Mia.	52	2354	64	45.3	3	0	10	4	22	165	17	40.9
13)	Colquitt, K.C.	43	1911	63	44.4	4	0	7	2	16	91	22	40.5
14)	Nortman, Jac.	54	2394	62	44.3	5	1	5	12	16	119	19	39.5
15)	Berry, Pit.	43	1889	62	43.9	2	0	5	7	17	152	16	39.5
16)	R. Allen, N.E.	34	1476	60	43.4	2	0	6	4	17	90	13	39.6

AFC / LEADING PUNTERS, NET AVERAGE

Rank	Player, Team	No	Yards	Lg	Avg	TB	Blk	Dwn	OB	Opp Ret	In Yds	Net 20	Avg
1)	Kern, Ten.	47	2438	74	51.9	5	0	2	9	26	196	16	45.6
2)	King, Oak.	40	1998	65	50.0	4	0	4	4	21	137	18	44.5
3)	*Sanchez, Ind.	57	2600	61	45.6	1	1	10	13	14	76	20	43.2
4)	Edwards, NY-J	54	2561	70	47.4	3	0	8	4	26	221	21	42.2
5)	Lechler, Hou.	57	2819	68	49.5	3	0	7	4	31	360	22	42.1
6)	Colquitt, Cle.	54	2638	67	48.9	1	1	7	2	34	342	16	41.4
7)	Schmidt, Buf.	50	2281	60	45.6	4	0	3	3	27	133	16	41.4
8)	Kaser, LA-C	53	2593	69	48.9	7	0	4	4	34	264	18	41.3
9)	*Haack, Mia.	52	2354	64	45.3	3	0	10	4	22	165	17	40.9
10)	Koch, Bal.	55	2504	67	45.5	3	0	10	12	22	200	24	40.8
11)	Huber, Cin.	56	2672	63	47.7	3	1	10	4	27	298	23	40.6
12)	Colquitt, K.C.	43	1911	63	44.4	4	0	7	2	16	91	22	40.5
13)	Dixon, Den.	43	1952	55	45.4	1	1	7	2	17	178	14	39.9
14)	R. Allen, N.E.	34	1476	60	43.4	2	0	6	4	17	90	13	39.6
15)	Nortman, Jac.	54	2394	62	44.3	5	1	5	12	16	119	19	39.5
16)	Berry, Pit.	43	1889	62	43.9	2	0	5	7	17	152	16	39.5

AFC / PUNT RETURN LEADERS

Rank	Player, Team	Ret	FC	Yards	Avg	Long	TD
1)	Campanaro, Bal.	15	11	221	14.7	77t	1
2)	Amendola, N.E.	14	10	157	11.2	40	0
3)	Mickens, Jac.	14	9	150	10.7	63t	1
4)	*Jackson, Ten.	20	6	197	9.9	46	0
5)	Hill, K.C.	17	6	161	9.5	82t	1
6)	*McKenzie, Den.	20	4	186	9.3	44	0
7)	Benjamin, LA-C	20	14	166	8.3	65t	1
8)	Erickson, Cin.	27	11	203	7.5	29	0
9)	*Peppers, Cle.	23	9	129	5.6	25	0
10)	Grant, Mia.	15	7	84	5.6	14	0
11)	Richard, Oak.	16	7	87	5.4	13	0
12)	Kerley, NY-J	16	9	85	5.3	15	0
13)	Bray, Ind.	17	8	90	5.3	20	0

AFC / KICKOFF RETURN LEADERS

Rank	Player, Team	Ret	Yards	Avg	Long	TD
1)	Patterson, Oak.	13	401	30.8	49	0
2)	A. Hunt, K.C.	16	390	24.4	42	0
3)	Bray, Ind.	18	430	23.9	60	0
4)	Erickson, Cin.	19	424	22.3	41	0
5)	Tate, Buf.	16	337	21.1	29	0
6)	*Jackson, Ten.	18	378	21.0	48	0

WEEK 11 / THROUGH SUNDAY, NOVEMBER 19, 2017**AFC / LEADERS IN INTERCEPTIONS**

Rank	Player, Team	Int	Yards	Avg	Long	TD
1)	Byard, Ten.	6	100	16.7	33	0
2)	Hyde, Buf.	5	64	12.8	37	0
3t)	Bouye, Jac.	4	70	17.5	51	0
3t)	Weddle, Bal.	4	27	6.8	22	0
3t)	Boston, LA-C	4	24	6.0	15	0
6t)	Gipson, Jac.	3	76	25.3	67	0
6t)	*Hooker, Ind.	3	73	24.3	32	0
6t)	Peters, K.C.	3	63	21.0	38	0
6t)	McCourty, Cle.	3	59	19.7	56t	1
6t)	J. Smith, Bal.	3	58	19.3	50t	1
6t)	Carr, Bal.	3	57	19.0	33	0
6t)	Smith, Jac.	3	56	18.7	28t	1
6t)	Hal, Hou.	3	10	3.3	7	0
6t)	Hayward, LA-C	3	7	2.3	7	0
6t)	Shazier, Pit.	3	2	0.7	2	0
16t)	Mosley, Bal.	2	94	47.0	63t	1
16t)	Joseph, Hou.	2	85	42.5	82t	1
16t)	Hilton, Pit.	2	45	22.5	26	0
16t)	*Maye, NY-J	2	44	22.0	32	0
16t)	*Cole, Hou.	2	28	14.0	25t	1
16t)	Melvin, Ind.	2	28	14.0	21	0
16t)	Tr. Williams, LA-C	2	28	14.0	21	0
16t)	Ramsey, Jac.	2	16	8.0	15	0
16t)	Jones, Mia.	2	15	7.5	15	0
16t)	Brooks, NY-J	2	13	6.5	13	0
16t)	Poyer, Buf.	2	13	6.5	13	0
16t)	Harmon, N.E.	2	12	6.0	12	0
16t)	Webb, Bal.	2	10	5.0	10	0
16t)	Mitchell, K.C.	2	0	0.0	0	0
16t)	M. Butler, N.E.	2	-1	-0.5	1	0

AFC / LEADERS IN SACKS

Rank	Player, Team	Sacks
1)	Campbell, Jac. (DE)	11.5
2)	Bosa, LA-C (DE)	10.5
3)	Ngakoue, Jac. (DE)	9.0
4)	Ingram, LA-C (LB)	8.5
5t)	Clowney, Hou. (LB)	8.0
5t)	Miller, Den. (LB)	8.0
7t)	Houston, K.C. (LB)	7.5
7t)	Suggs, Bal. (LB)	7.5
9)	Heyward, Pit. (DE)	7.0
10)	Fowler, Jac. (DE)	6.5
11t)	Atkins, Cin. (DT)	6.0
11t)	Morgan, Ten. (LB)	6.0
11t)	Wake, Mia. (DE)	6.0
11t)	Williams, Pit. (LB)	6.0
15t)	*Lawson, Cin. (DE)	5.5
15t)	Mack, Oak. (DE)	5.5
17t)	Jackson, Jac. (DT)	5.0
17t)	Judon, Bal. (LB)	5.0
17t)	McCain, LA-C (DE)	5.0
20)	Sheard, Ind. (LB)	4.5
21t)	Dunlap, Cin. (DE)	4.0
21t)	Dupree, Pit. (LB)	4.0
21t)	T. Flowers, N.E. (DE)	4.0
21t)	*Garrett, Cle. (DE)	4.0
21t)	Ogbah, Cle. (DE)	4.0
21t)	Van Noy, N.E. (LB)	4.0
21t)	*Watt, Pit. (LB)	4.0
28t)	Davis, NY-J (LB)	3.5
28t)	Edwards, Oak. (DE)	3.5
28t)	Jones, K.C. (DE)	3.5
28t)	Kirksey, Cle. (LB)	3.5
28t)	Suh, Mia. (DT)	3.5
33t)	Barrett, Den. (LB)	3.0
33t)	Branch, Mia. (DE)	3.0
33t)	Burgess, Cle. (LB)	3.0
33t)	Casey, Ten. (DE)	3.0
33t)	Chickillo, Pit. (LB)	3.0
33t)	Hughes, Buf. (DE)	3.0
33t)	M. Johnson, Cin. (DE)	3.0
33t)	Lawson, Buf. (DE)	3.0
33t)	Philon, LA-C (DE)	3.0
33t)	Simon, Ind. (LB)	3.0
33t)	*Wise, N.E. (DT)	3.0

WEEK 11 / THROUGH SUNDAY, NOVEMBER 19, 2017**AFC / FUMBLE RECOVERIES**

Rank	Player, Team	TotRec	OffRec	DefRec
1)	McCown, NY-J	6	6	0
2t)	Brissett, Ind.	4	4	0
2t)	Flacco, Bal.	4	4	0
4t)	Erickson, Cin.	3	3	0
4t)	A. Smith, K.C.	3	3	0
6t)	*Adams, NY-J	2	0	2
6t)	Andrews, N.E.	2	2	0
6t)	Benjamin, LA-C	2	2	0
6t)	Burns, Pit.	2	0	2
6t)	Campanaro, Bal.	2	2	0
6t)	Clowney, Hou.	2	0	2
6t)	Cowser, Oak.	2	0	2
6t)	*Dawkins, Buf.	2	2	0
6t)	Ellington, Hou.	2	2	0
6t)	Fowler, Jac.	2	0	2
6t)	Grant, Mia.	2	2	0
6t)	Hill, K.C.	2	2	0
6t)	Ingram, LA-C	2	0	2
6t)	Jones, Mia.	2	0	2
6t)	*Kizer, Cle.	2	2	0
6t)	*McKenzie, Den.	2	2	0
6t)	Mingo, Ind.	2	0	2
6t)	C. Moore, Bal.	2	2	0
6t)	Morgan, Ten.	2	0	2
6t)	Mosley, Bal.	2	0	2
6t)	Pierce, Bal.	2	0	2
6t)	Richard, Oak.	2	2	0
6t)	Rivers, LA-C	2	2	0
6t)	Smith, Jac.	2	0	2
6t)	*White, Buf.	2	0	2
6t)	S. Williams, Cin.	2	0	2

AFC / OFFENSIVE FUMBLE RECOVERIES

Rank	Player, Team	Ret	Yards	Avg	Long	TD
1)	McCown, NY-J	6	0	0.0	0	0
2t)	Brissett, Ind.	4	0	0.0	0	0
2t)	Flacco, Bal.	4	0	0.0	0	0
4t)	Erickson, Cin.	3	0	0.0	0	0
4t)	A. Smith, K.C.	3	0	0.0	0	0
6t)	Ellington, Hou.	2	4	2.0	4	0
6t)	Andrews, N.E.	2	0	0.0	0	0
6t)	Benjamin, LA-C	2	0	0.0	0	0
6t)	Campanaro, Bal.	2	0	0.0	0	0
6t)	*Dawkins, Buf.	2	0	0.0	0	0
6t)	Hill, K.C.	2	0	0.0	0	0
6t)	*Kizer, Cle.	2	0	0.0	0	0
6t)	*McKenzie, Den.	2	0	0.0	0	0
6t)	C. Moore, Bal.	2	0	0.0	0t	1
6t)	Richard, Oak.	2	0	0.0	0	0
6t)	Rivers, LA-C	2	0	0.0	0	0
6t)	Grant, Mia.	2	-13	-6.5	0	0

AFC / DEFENSIVE FUMBLE RECOVERIES

Rank	Player, Team	Ret	Yards	Avg	Long	TD
1t)	Clowney, Hou.	2	71	35.5	49	1
1t)	Fowler, Jac.	2	53	26.5	53t	1
1t)	Smith, Jac.	2	52	26.0	52	1
1t)	*White, Buf.	2	52	26.0	52t	1
1t)	Ingram, LA-C	2	39	19.5	39t	1
1t)	Jones, Mia.	2	38	19.0	38t	1
1t)	Mosley, Bal.	2	18	9.0	18	0
1t)	*Adams, NY-J	2	0	0.0	0	0
1t)	Burns, Pit.	2	0	0.0	0	0
1t)	Cowser, Oak.	2	0	0.0	0	0
1t)	Mingo, Ind.	2	0	0.0	0	0
1t)	Morgan, Ten.	2	0	0.0	0	0
1t)	Pierce, Bal.	2	0	0.0	0	0
1t)	S. Williams, Cin.	2	0	0.0	0	0

WEEK 11 / THROUGH SUNDAY, NOVEMBER 19, 2017

NFC / LEADING PASSERS

Player, Team	Pct				Avg		Pct			Pct Rating	
	Att	Comp	Comp	Yds	Gain	TD	TD	Long	Int	Int	Points
Brees, N.O.	341	244	71.6	2783	8.16	15	4.4	54	5	1.5	104.3
Wentz, Phi.	318	190	59.7	2430	7.64	25	7.9	72t	5	1.6	103.4
A. Rodgers, G.B.	193	128	66.3	1385	7.18	13	6.7	72	3	1.6	103.2
Cousins, Was.	345	230	66.7	2796	8.10	17	4.9	74	5	1.4	101.8
Goff, LA-R	318	195	61.3	2610	8.21	16	5.0	94t	4	1.3	98.9
Stafford, Det.	360	227	63.1	2760	7.67	19	5.3	63	5	1.4	98.4
Wilson, Sea.	335	210	62.7	2543	7.59	19	5.7	66	6	1.8	97.4
Ryan, Atl.	299	199	66.6	2372	7.93	13	4.3	88t	8	2.7	93.9
Keenum, Min.	300	197	65.7	2194	7.31	12	4.0	65t	5	1.7	93.7
Prescott, Dal.	320	201	62.8	2139	6.68	16	5.0	72t	7	2.2	89.8
Winston, T.B.	259	159	61.4	1920	7.41	10	3.9	58t	6	2.3	87.3
Manning, NY-G	368	234	63.6	2298	6.24	14	3.8	77t	6	1.6	87.0
Palmer, Ariz	267	164	61.4	1978	7.41	9	3.4	46	7	2.6	84.4
Newton, Car.	322	200	62.1	2232	6.93	14	4.3	64	11	3.4	83.0
*Trubisky, Chi.	145	77	53.1	988	6.81	4	2.8	70	2	1.4	78.2
Glennon, Chi.	140	93	66.4	833	5.95	4	2.9	29	5	3.6	76.9
*Beathard, S.F.	186	101	54.3	1229	6.61	4	2.2	83t	5	2.7	70.8
Hundley, G.B.	158	96	60.8	940	5.95	2	1.3	46	7	4.4	63.3

NFC / LEADING PASSERS, RANKS

Player, Team	Pct				Avg		Pct			Pct Rating	
	Att	Comp	Comp	Yds	Gain	TD	TD	Long	Int	Int	Points
Brees, N.O.	4	1	1	2	2	7	8		4t	5	1
Wentz, Phi.	8t	11	16	6	6	1	1		4t	7	2
A. Rodgers, G.B.	14	14	5	14	11	10t	2		2	6	3
Cousins, Was.	3	3	2	1	3	4	7		4t	4	4
Goff, LA-R	8t	10	14	4	1	5t	5		3	1	5
Stafford, Det.	2	4	8	3	5	2t	4		4t	3	6
Wilson, Sea.	5	5	10	5	7	2t	3		11t	10	7
Ryan, Atl.	11	8	3	7	4	10t	9t		17	14	8
Keenum, Min.	10	9	6	10	10	12	11		4t	9	9
Prescott, Dal.	7	6	9	11	14	5t	6		14t	11	10
Winston, T.B.	13	13	13	13	8	13	12		11t	12	11
Manning, NY-G	1	2	7	8	16	8t	13		11t	8	12
Palmer, Ariz	12	12	12	12	9	14	14		14t	13	13
Newton, Car.	6	7	11	9	12	8t	9t		18	16	14
*Trubisky, Chi.	17	18	18	16	13	16t	16		1	2	15
Glennon, Chi.	18	17	4	18	17	16t	15		4t	17	16
*Beathard, S.F.	15	15	17	15	15	16t	17		4t	15	17
Hundley, G.B.	16	16	15	17	18	22	18		14t	18	18

NFC / FOURTH-QUARTER PASSING LEADERS

Rank	Player, Team	Att	Comp	Comp%	Yards	YPA	TD	TD%	Int	Int%	Rating
1)	Wilson, Sea.	87	61	70.1	833	9.57	12	13.8	1	1.1	135.2
2)	A. Rodgers, G.B.	54	34	63.0	359	6.65	6	11.1	0	0.0	119.3
3)	Brees, N.O.	83	67	80.7	735	8.86	5	6.0	1	1.2	118.6
4)	Fitzpatrick, T.B.	37	23	62.2	285	7.70	4	10.8	1	2.7	110.8
5)	Ryan, Atl.	86	54	62.8	690	8.02	7	8.1	3	3.5	100.4
6)	Stafford, Det.	95	54	56.8	783	8.24	7	7.4	2	2.1	99.6
7)	Manning, NY-G	113	72	63.7	795	7.04	7	6.2	2	1.8	97.8
8)	Wentz, Phi.	64	40	62.5	405	6.33	4	6.3	1	1.6	94.9
9)	Winston, T.B.	75	51	68.0	678	9.04	4	5.3	4	5.3	92.0
10)	Cousins, Was.	101	67	66.3	758	7.50	4	4.0	3	3.0	89.5
11)	Glennon, Chi.	69	45	65.2	410	5.94	2	2.9	1	1.4	84.8
12)	Palmer, Ariz	80	46	57.5	573	7.16	2	2.5	1	1.3	83.0
13)	Prescott, Dal.	90	54	60.0	630	7.00	5	5.6	4	4.4	81.3
14)	Keenum, Min.	62	36	58.1	385	6.21	2	3.2	1	1.6	80.4
15)	Goff, LA-R	67	37	55.2	512	7.64	2	3.0	2	3.0	77.5
16)	Stanton, Ariz	33	16	48.5	182	5.52	0	0.0	0	0.0	65.5
17)	*Trubisky, Chi.	46	24	52.2	247	5.37	2	4.3	2	4.3	64.3
18)	Newton, Car.	68	37	54.4	369	5.43	3	4.4	4	5.9	60.2
19)	Hundley, G.B.	59	36	61.0	415	7.03	1	1.7	4	6.8	59.6
20)	*Beathard, S.F.	58	29	50.0	295	5.09	1	1.7	2	3.4	56.3

NFC / THIRD-DOWN PASSING LEADERS

Rank	Player, Team	Att	Comp	Comp%	Yards	YPA	TD	TD%	Int	Int%	Rating
1)	Wentz, Phi.	91	59	64.8	826	9.08	11	12.1	2	2.2	124.4
2)	Goff, LA-R	100	65	65.0	765	7.65	7	7.0	1	1.0	107.3
3)	Stafford, Det.	100	59	59.0	783	7.83	8	8.0	1	1.0	106.4
4)	Ryan, Atl.	73	45	61.6	572	7.84	4	5.5	2	2.7	93.0
5)	Brees, N.O.	90	60	66.7	707	7.86	3	3.3	2	2.2	92.2
6)	Manning, NY-G	100	63	63.0	643	6.43	4	4.0	1	1.0	90.5
7)	Cousins, Was.	101	62	61.4	720	7.13	6	5.9	3	3.0	90.4
8)	*Trubisky, Chi.	50	29	58.0	370	7.40	1	2.0	0	0.0	87.9
9)	Keenum, Min.	96	61	63.5	663	6.91	3	3.1	2	2.1	85.5
10)	Palmer, Ariz	75	44	58.7	552	7.36	2	2.7	2	2.7	79.4
11)	Prescott, Dal.	89	54	60.7	509	5.72	3	3.4	2	2.2	78.3
12)	Wilson, Sea.	93	52	55.9	519	5.58	3	3.2	2	2.2	73.7
13)	Winston, T.B.	62	32	51.6	400	6.45	1	1.6	2	3.2	63.9
14)	Newton, Car.	98	55	56.1	707	7.21	6	6.1	9	9.2	61.1

WEEK 11 / THROUGH SUNDAY, NOVEMBER 19, 2017**NFC / LEADING RUSHERS**

Rank	Player, Team	Att	Yards	Avg	Long	TD
1)	Howard, Chi.	192	841	4.4	53	5
2)	Ingram, N.O.	155	806	5.2	51	8
3)	Gurley, LA-R	187	791	4.2	36	8
4)	E. Elliott, Dal.	191	783	4.1	30	7
5)	Ajayi, Mia.-Phi.	153	633	4.1	71	1
6)	Hyde, S.F.	141	592	4.2	61	4
7)	Blount, Phi.	122	561	4.6	68	2
8)	Freeman, Atl.	116	515	4.4	44	5
9)	Abdullah, Det.	144	491	3.4	34	3
10)	Darkwa, NY-G	101	489	4.8	47	2
11)	Stewart, Car.	138	460	3.3	18	1
12)	*Kamara, N.O.	72	459	6.4	25t	4
13)	A. Peterson, N.O.-Ariz	136	450	3.3	27t	2
14)	Newton, Car. (QB)	74	436	5.9	69	4
15)	Murray, Min.	110	412	3.7	35	4
16)	T. Coleman, Atl.	83	399	4.8	52	2
17)	*A. Jones, G.B.	70	370	5.3	46t	3
18)	McKinnon, Min.	93	367	3.9	58t	3
19)	*Cook, Min.	74	354	4.8	33	2
20)	Martin, T.B.	112	343	3.1	27	2
21)	*Perine, Was.	89	327	3.7	30	1
22)	Thompson, Was.	64	294	4.6	61t	2
23)	Wilson, Sea. (QB)	51	290	5.7	29	1
24t)	*Cohen, Chi.	64	273	4.3	46	2
24t)	Montgomery, G.B.	71	273	3.8	37t	3
26)	Morris, Dal.	42	260	6.2	70	0
27)	Prescott, Dal. (QB)	34	247	7.3	21	5
28)	*Clement, Phi.	54	232	4.3	28	4
29)	Wentz, Phi. (QB)	50	224	4.5	24	0
30)	*Gallman, NY-G	54	223	4.1	15	0

NFC / THIRD-AND-ONE RUSHING LEADERS

Rank	Player, Team	Att	FD	Pct
1t)	Freeman, Atl.	7	7	100.0
1t)	Palmer, Ariz	4	4	100.0
1t)	Stewart, Car.	3	3	100.0
1t)	Wentz, Phi.	3	3	100.0
5)	E. Elliott, Dal.	7	6	85.7
6)	Newton, Car.	6	5	83.3
7)	Ajayi, Mia.-Phi.	5	4	80.0
8t)	*Beathard, S.F.	4	3	75.0
8t)	Ingram, N.O.	4	3	75.0
8t)	Rawls, Sea.	4	3	75.0
11)	Howard, Chi.	8	5	62.5
12t)	Blount, Phi.	5	3	60.0
12t)	Darkwa, NY-G	5	3	60.0
14)	Gurley, LA-R	11	5	45.5

WEEK 11 / THROUGH SUNDAY, NOVEMBER 19, 2017**NFC / LEADERS IN RECEPTIONS**

Rank	Player, Team	Rec	Yards	Avg	Long	TD
1)	Fitzgerald, Ariz	69	768	11.1	37	4
2)	Thomas, N.O.	65	753	11.6	33	2
3)	Thielen, Min.	62	916	14.8	65t	3
4)	Tate, Det.	59	691	11.7	45t	3
5)	*McCaffrey, Car. (RB)	57	433	7.6	37	3
6)	Baldwin, Sea.	54	633	11.7	54	3
7t)	D. Adams, G.B.	50	620	12.4	42	6
7t)	Bryant, Dal.	50	541	10.8	36	4
9)	Ju. Jones, Atl.	49	715	14.6	53	1
10)	*Kamara, N.O. (RB)	48	447	9.3	38	3
11)	Woods, LA-R	47	703	15.0	94t	4
12t)	M. Evans, T.B.	45	624	13.9	41	4
12t)	Ertz, Phi. (TE)	45	536	11.9	53	6
14t)	Funchess, Car.	43	535	12.4	33	5
14t)	Witten, Dal. (TE)	43	385	9.0	28t	3
16t)	Rudolph, Min. (TE)	42	366	8.7	28	3
16t)	Hyde, S.F. (RB)	42	274	6.5	18	0
18)	*Engram, NY-G (TE)	41	452	11.0	31	5
19)	Garcon, S.F.	40	500	12.5	59	0
20t)	Thompson, Was. (RB)	39	510	13.1	74	4
20t)	Crowder, Was.	39	420	10.8	41	0
20t)	Cobb, G.B.	39	405	10.4	46	1
20t)	Graham, Sea. (TE)	39	355	9.1	33	6
24t)	M. Jones, Det.	38	622	16.4	43	6
24t)	Jeffery, Phi.	38	567	14.9	53t	6
24t)	*Kupp, LA-R	38	481	12.7	35	3
24t)	Shepard, NY-G	38	475	12.5	77t	1
24t)	Gurley, LA-R (RB)	38	425	11.2	53t	3

NFC / RECEIVING YARDAGE LEADERS

Rank	Player, Team	Yards	Rec	Avg	Long	TD
1)	Thielen, Min.	916	62	14.8	65t	3
2)	Fitzgerald, Ariz	768	69	11.1	37	4
3)	Thomas, N.O.	753	65	11.6	33	2
4)	Ju. Jones, Atl.	715	49	14.6	53	1
5)	Woods, LA-R	703	47	15.0	94t	4
6)	Tate, Det.	691	59	11.7	45t	3
7)	Baldwin, Sea.	633	54	11.7	54	3
8)	M. Evans, T.B.	624	45	13.9	41	4
9)	M. Jones, Det.	622	38	16.4	43	6
10)	D. Adams, G.B.	620	50	12.4	42	6
11)	Ginn, N.O.	570	35	16.3	53	3
12)	Jeffery, Phi.	567	38	14.9	53t	6
13)	Bryant, Dal.	541	50	10.8	36	4
14)	Ertz, Phi. (TE)	536	45	11.9	53	6
15)	Funchess, Car.	535	43	12.4	33	5
16t)	Diggs, Min.	532	35	15.2	59t	5
16t)	Jackson, T.B.	532	35	15.2	41	3
18)	V. Davis, Was. (TE)	527	33	16.0	69	1
19)	Thompson, Was. (RB)	510	39	13.1	74	4
20t)	Garcon, S.F.	500	40	12.5	59	0
20t)	Goodwin, S.F.	500	23	21.7	83t	1
22)	*Kupp, LA-R	481	38	12.7	35	3
23)	Shepard, NY-G	475	38	12.5	77t	1
24)	P. Richardson, Sea.	458	26	17.6	48	5
25)	*Engram, NY-G (TE)	452	41	11.0	31	5
26)	*Kamara, N.O. (RB)	447	48	9.3	38	3
27)	Brate, T.B. (TE)	436	34	12.8	35	4
28)	*McCaffrey, Car. (RB)	433	57	7.6	37	3
29)	Agholor, Phi.	426	30	14.2	72t	5
30)	Gurley, LA-R (RB)	425	38	11.2	53t	3

WEEK 11 / THROUGH SUNDAY, NOVEMBER 19, 2017**NFC / THIRD-DOWN RECEIVING LEADERS**

Rank	Player, Team	Rec	Yards	Avg	Long	TD
1)	Thielen, Min.	22	307	14.0	38	0
2t)	Tate, Det.	20	309	15.5	45t	2
2t)	Fitzgerald, Ariz	20	227	11.4	33	0
4)	Brate, T.B. (TE)	17	202	11.9	26	1
5t)	*Kupp, LA-R	16	202	12.6	28	2
5t)	Woods, LA-R	16	202	12.6	52t	1
5t)	Funchess, Car.	16	187	11.7	32t	3
8t)	Thomas, N.O.	15	177	11.8	28	0
8t)	Jeffery, Phi.	15	176	11.7	18	1
8t)	*Kamara, N.O. (RB)	15	90	6.0	19	1
11t)	Diggs, Min.	14	165	11.8	59t	3
11t)	*Engram, NY-G (TE)	14	145	10.4	26	1
11t)	Baldwin, Sea.	14	137	9.8	27	1
11t)	Crowder, Was.	14	132	9.4	36	0
15t)	Rudolph, Min. (TE)	13	138	10.6	27	1
15t)	*Taylor, S.F.	13	106	8.2	18	1
17t)	Agholor, Phi.	12	245	20.4	72t	2
17t)	Lockett, Sea.	12	161	13.4	41	0
17t)	*McCaffrey, Car. (RB)	12	147	12.3	20	0
17t)	Ertz, Phi. (TE)	12	124	10.3	23	3
17t)	Hyde, S.F. (RB)	12	75	6.3	12	0
17t)	McKinnon, Min. (RB)	12	50	4.2	10	0
23t)	Hooper, Atl. (TE)	11	220	20.0	88t	1
23t)	M. Jones, Det.	11	194	17.6	38	2
23t)	Thompson, Was. (RB)	11	179	16.3	74	2
23t)	Ja. Brown, Ariz	11	157	14.3	30	2
23t)	Shepard, NY-G	11	147	13.4	37	0
23t)	D. Adams, G.B.	11	144	13.1	42	1
23t)	Wright, Chi.	11	119	10.8	18	1
23t)	Bryant, Dal.	11	97	8.8	21	1
23t)	Sims, T.B. (RB)	11	76	6.9	15	1

WEEK 11 / THROUGH SUNDAY, NOVEMBER 19, 2017**NFC / LEADING SCORERS, NONKICKERS**

Rank	Player, Team	TD	Rush	Rec	Ret	X2	Pts
1)	Gurley, LA-R (RB)	11	8	3	0	0	66
2)	E. Elliott, Dal. (RB)	9	7	2	0	0	54
3)	Ingram, N.O. (RB)	8	8	0	0	0	48
4)	*Kamara, N.O. (RB)	7	4	3	0	1	44
5)	Jeffery, Phi. (WR)	6	0	6	0	3	42
6)	*Clement, Phi. (RB)	6	4	2	0	1	38
7t)	D. Adams, G.B. (WR)	6	0	6	0	0	36
7t)	Ertz, Phi. (TE)	6	0	6	0	0	36
7t)	Graham, Sea. (TE)	6	0	6	0	0	36
7t)	M. Jones, Det. (WR)	6	0	6	0	0	36
7t)	Nelson, G.B. (WR)	6	0	6	0	0	36
7t)	Thompson, Was. (RB)	6	2	4	0	0	36
13t)	Agholor, Phi. (WR)	5	0	5	0	0	30
13t)	Diggs, Min. (WR)	5	0	5	0	0	30
13t)	*Engram, NY-G (TE)	5	0	5	0	0	30
13t)	Freeman, Atl. (RB)	5	5	0	0	0	30
13t)	Funchess, Car. (WR)	5	0	5	0	0	30
13t)	Howard, Chi. (RB)	5	5	0	0	0	30
13t)	*McCaffrey, Car. (RB)	5	2	3	0	0	30
13t)	Prescott, Dal. (QB)	5	5	0	0	0	30
13t)	P. Richardson, Sea. (WR)	5	0	5	0	0	30
22)	McKinnon, Min. (RB)	4	3	1	0	1	26
23t)	Abdullah, Det. (RB)	4	3	1	0	0	24
23t)	Beasley, Dal. (WR)	4	0	4	0	0	24
23t)	Brate, T.B. (TE)	4	0	4	0	0	24
23t)	Bryant, Dal. (WR)	4	0	4	0	0	24
23t)	T. Coleman, Atl. (RB)	4	2	2	0	0	24
23t)	M. Evans, T.B. (WR)	4	0	4	0	0	24
23t)	Fitzgerald, Ariz (WR)	4	0	4	0	0	24
23t)	*Howard, T.B. (TE)	4	0	4	0	0	24
23t)	Hyde, S.F. (RB)	4	4	0	0	0	24
23t)	Montgomery, G.B. (RB)	4	3	1	0	0	24
23t)	Murray, Min. (RB)	4	4	0	0	0	24
23t)	Newton, Car. (QB)	4	4	0	0	0	24
23t)	Watkins, LA-R (WR)	4	0	4	0	0	24
23t)	Woods, LA-R (WR)	4	0	4	0	0	24

NFC / LEADING SCORERS, KICKERS

Rank	Player, Team	PAT	FG	Pct	Long	Pts
1)	Zuerlein, LA-R	31/31	28/29	.966	56	115
2)	Lutz, N.O.	30/33	22/26	.846	53	96
3t)	Forbath, Min.	20/24	23/26	.885	53	89
3t)	Prater, Det.	26/26	21/24	.875	58	89
5)	Gano, Car.	21/22	20/21	.952	48	81
6)	*Elliott, Cin.-Phi.	25/28	17/21	.810	61	76
7)	Gould, S.F.	15/16	19/21	.905	52	72
8)	Bryant, Atl.	20/20	17/20	.850	53	71
9)	Walsh, Sea.	19/20	14/18	.778	49	61
10)	Dawson, Ariz	17/18	13/19	.684	50	56
11)	Crosby, G.B.	21/23	11/14	.786	50	54
12t)	Barth, Chi.	17/17	11/16	.688	54	50
12t)	Rosas, NY-G	14/15	12/17	.706	51	50
14)	Hopkins, Was.	12/13	9/11	.818	48	39
15)	P. Murray, T.B.	8/ 8	10/12	.833	50	38
16t)	Bailey, Dal.	16/16	7/ 7	1.000	56	37
16t)	*Rose, Was.	13/14	8/ 9	.889	55	37
18)	Nugent, Dal.	8/ 8	7/ 9	.778	48	29
19)	Folk, T.B.	7/ 9	6/11	.545	50	25
20)	Sturgis, Phi.	1/ 2	3/ 3	1.000	50	10
21)	Heath, Dal.	2/ 3	0/ 0	---	--	2

NFC / TOUCHBACKS ON KICKOFFS

Rank	Player, Team	TB
1)	Zuerlein, LA-R	54
2)	Lutz, N.O.	44
3)	Gano, Car.	43
4)	Pinion, S.F.	36
5)	*Elliott, Cin.-Phi.	34
6)	Bosher, Atl.	31
7)	Forbath, Min.	29
8t)	Crosby, G.B.	24
8t)	Walsh, Sea.	24
10)	Dawson, Ariz	22
11)	Hopkins, Was.	20
12t)	Bailey, Dal.	18
12t)	Rosas, NY-G	18
14)	Barth, Chi.	17

WEEK 11 / THROUGH SUNDAY, NOVEMBER 19, 2017**NFC / MOST YARDS FROM SCRIMMAGE**

Rank	Player, Team	Total			Rushing			Receiving		
		Yards	Att+Rec	Avg	Yards	Att	Avg	Yards	Rec	Avg
1)	Gurley, LA-R (RB)	1216	225	5.4	791	187	4.2	425	38	11.2
2)	Ingram, N.O. (RB)	1019	189	5.4	806	155	5.2	213	34	6.3
3)	E. Elliott, Dal. (RB)	993	210	4.7	783	191	4.1	210	19	11.1
4)	Thielen, Min. (WR)	927	63	14.7	11	1	11.0	916	62	14.8
5)	Howard, Chi. (RB)	919	206	4.5	841	192	4.4	78	14	5.6
6)	*Kamara, N.O. (RB)	906	120	7.6	459	72	6.4	447	48	9.3
7)	Hyde, S.F. (RB)	866	183	4.7	592	141	4.2	274	42	6.5
8)	Thompson, Was. (RB)	804	103	7.8	294	64	4.6	510	39	13.1
9)	Fitzgerald, Ariz (WR)	768	69	11.1	0	0	---	768	69	11.1
10)	Thomas, N.O. (WR)	753	65	11.6	0	0	---	753	65	11.6
11t)	Ju. Jones, Atl. (WR)	715	49	14.6	0	0	---	715	49	14.6
11t)	Woods, LA-R (WR)	715	49	14.6	12	2	6.0	703	47	15.0
13)	Ajayi, Mia.-Phi. (RB)	710	168	4.2	633	153	4.1	77	15	5.1
14)	Tate, Det. (WR)	700	62	11.3	9	3	3.0	691	59	11.7
15)	Freeman, Atl. (RB)	652	135	4.8	515	116	4.4	137	19	7.2
16)	*McCaffrey, Car. (RB)	639	126	5.1	206	69	3.0	433	57	7.6
17)	Baldwin, Sea. (WR)	630	55	11.5	-3	1	-3.0	633	54	11.7
18)	M. Evans, T.B. (WR)	624	45	13.9	0	0	---	624	45	13.9
19)	M. Jones, Det. (WR)	622	38	16.4	0	0	---	622	38	16.4
20)	D. Adams, G.B. (WR)	620	50	12.4	0	0	---	620	50	12.4
21)	T. Coleman, Atl. (RB)	602	100	6.0	399	83	4.8	203	17	11.9
22)	McKinnon, Min. (RB)	597	128	4.7	367	93	3.9	230	35	6.6
23)	Abdullah, Det. (RB)	595	161	3.7	491	144	3.4	104	17	6.1
24)	Ginn, N.O. (WR)	590	40	14.8	20	5	4.0	570	35	16.3
25)	Blount, Phi. (RB)	586	126	4.7	561	122	4.6	25	4	6.3

NFC / LEADERS IN FIRST DOWNS

Rank	Player, Team	Rush	Rec	Tot
1)	Gurley, LA-R (RB)	41	17	58
2t)	E. Elliott, Dal. (RB)	45	4	49
2t)	Ingram, N.O. (RB)	38	11	49
4)	*Kamara, N.O. (RB)	28	19	47
5)	Howard, Chi. (RB)	43	2	45
6)	Thomas, N.O. (WR)	0	43	43
7t)	Fitzgerald, Ariz (WR)	0	42	42
7t)	Thielen, Min. (WR)	1	41	42
9)	Freeman, Atl. (RB)	32	8	40
10)	Hyde, S.F. (RB)	26	13	39
11)	*McCaffrey, Car. (RB)	13	24	37
12)	M. Evans, T.B. (WR)	0	36	36
13)	Ju. Jones, Atl. (WR)	0	34	34
14t)	Ajayi, Mia.-Phi. (RB)	30	3	33
14t)	Thompson, Was. (RB)	11	22	33
16t)	D. Adams, G.B. (WR)	0	32	32
16t)	Bryant, Dal. (WR)	0	32	32
18)	Newton, Car. (QB)	31	0	31
19t)	Abdullah, Det. (RB)	22	8	30
19t)	Stewart, Car. (RB)	28	2	30
19t)	Tate, Det. (WR)	0	30	30
19t)	Woods, LA-R (WR)	0	30	30
23t)	Baldwin, Sea. (WR)	0	29	29
23t)	Ertz, Phi. (TE)	0	29	29
23t)	Jeffery, Phi. (WR)	0	29	29
23t)	Nelson, G.B. (WR)	0	29	29
27t)	Darkwa, NY-G (RB)	23	5	28
27t)	Funchess, Car. (WR)	0	28	28

WEEK 11 / THROUGH SUNDAY, NOVEMBER 19, 2017**NFC / LEADING PUNTERS**

Rank	Player, Team	No	Yards	Lg	Avg	TB	Blk	Dwn	OB	Opp Ret	In Yds	Net 20	Avg
1)	O'Donnell, Chi.	53	2546	69	48.0	5	0	4	5	28	338	18	39.8
2)	Morstead, N.O.	30	1419	68	47.3	2	0	5	3	12	137	16	41.4
3)	Palardy, Car.	40	1888	60	47.2	4	0	5	5	13	77	15	43.3
4)	Hekker, LA-R	37	1732	67	46.8	2	0	6	9	13	67	19	43.9
5)	D. Jones, Phi.	40	1861	61	46.5	4	0	6	4	19	133	10	41.2
6)	Lee, Ariz	53	2462	60	46.5	3	0	9	3	31	342	18	38.9
7)	Locke, Det.	27	1222	54	45.3	0	0	2	3	11	82	11	42.2
8)	Wing, NY-G	54	2432	66	45.0	5	1	8	6	27	314	10	36.7
9)	Way, Was.	43	1936	62	45.0	4	0	3	2	20	200	16	38.5
10)	Ryan, Sea.	52	2332	64	44.8	2	0	9	5	25	186	20	40.5
11)	Pinion, S.F.	53	2373	59	44.8	1	0	8	6	22	54	23	43.4
12)	Bosher, Atl.	28	1251	62	44.7	0	0	3	3	12	81	11	41.8
13)	*Vogel, G.B.	44	1960	62	44.5	0	0	6	4	16	91	14	42.5
14)	C. Jones, Dal.	40	1757	62	43.9	2	0	6	5	12	54	23	41.6
15)	Anger, T.B.	47	2032	62	43.2	4	1	7	5	16	96	18	38.7
16)	Quigley, Min.	39	1615	55	41.4	0	0	1	6	12	55	15	40.0

NFC / LEADING PUNTERS, NET AVERAGE

Rank	Player, Team	No	Yards	Lg	Avg	TB	Blk	Dwn	OB	Opp Ret	In Yds	Net 20	Avg
1)	Hekker, LA-R	37	1732	67	46.8	2	0	6	9	13	67	19	43.9
2)	Pinion, S.F.	53	2373	59	44.8	1	0	8	6	22	54	23	43.4
3)	Palardy, Car.	40	1888	60	47.2	4	0	5	5	13	77	15	43.3
4)	*Vogel, G.B.	44	1960	62	44.5	0	0	6	4	16	91	14	42.5
5)	Locke, Det.	27	1222	54	45.3	0	0	2	3	11	82	11	42.2
6)	Bosher, Atl.	28	1251	62	44.7	0	0	3	3	12	81	11	41.8
7)	C. Jones, Dal.	40	1757	62	43.9	2	0	6	5	12	54	23	41.6
8)	Morstead, N.O.	30	1419	68	47.3	2	0	5	3	12	137	16	41.4
9)	D. Jones, Phi.	40	1861	61	46.5	4	0	6	4	19	133	10	41.2
10)	Ryan, Sea.	52	2332	64	44.8	2	0	9	5	25	186	20	40.5
11)	Quigley, Min.	39	1615	55	41.4	0	0	1	6	12	55	15	40.0
12)	O'Donnell, Chi.	53	2546	69	48.0	5	0	4	5	28	338	18	39.8
13)	Lee, Ariz	53	2462	60	46.5	3	0	9	3	31	342	18	38.9
14)	Anger, T.B.	47	2032	62	43.2	4	1	7	5	16	96	18	38.7
15)	Way, Was.	43	1936	62	45.0	4	0	3	2	20	200	16	38.5
16)	Wing, NY-G	54	2432	66	45.0	5	1	8	6	27	314	10	36.7

NFC / PUNT RETURN LEADERS

Rank	Player, Team	Ret	FC	Yards	Avg	Long	TD
1)	*Agnew, Det.	22	10	370	16.8	88t	2
2)	Barner, Phi.	16	10	183	11.4	76	0
3)	Sherels, Min.	18	15	191	10.6	46	0
4)	Cooper, LA-R	14	3	146	10.4	30	0
5)	Reedy, T.B.	14	7	143	10.2	44	0
6)	*Taylor, S.F.	17	10	167	9.8	39	0
7)	Davis, G.B.	14	12	134	9.6	33	0
8)	Roberts, Atl.	12	9	99	8.3	27	0
9)	*Cohen, Chi.	20	10	155	7.8	21	0
10)	Lockett, Sea.	22	12	157	7.1	21	0
11)	*McCaffrey, Car.	20	8	140	7.0	25	0
12)	K. Williams, Ariz	19	19	115	6.1	16	0
13)	Ginn, N.O.	19	13	103	5.4	17	0
14)	*Switzer, Dal.	17	6	92	5.4	21	0
15)	Crowder, Was.	13	13	68	5.2	18	0

NFC / KICKOFF RETURN LEADERS

Rank	Player, Team	Ret	Yards	Avg	Long	TD
1)	Cooper, LA-R	20	603	30.2	103t	1
2)	*Switzer, Dal.	14	367	26.2	61	0
3)	*Cohen, Chi.	14	342	24.4	46	0
4)	Davis, G.B.	15	346	23.1	34	0
5)	Lockett, Sea.	15	320	21.3	43	0
6)	K. Williams, Ariz	16	326	20.4	28	0
7)	Roberts, Atl.	18	365	20.3	61	0
8)	*Bolden, S.F.	16	324	20.3	34	0

WEEK 11 / THROUGH SUNDAY, NOVEMBER 19, 2017**NFC / LEADERS IN INTERCEPTIONS**

Rank	Player, Team	Int	Yards	Avg	Long	TD
1)	Slay, Det.	4	52	13.0	37	0
2t)	McLeod, Phi.	3	67	22.3	50	0
2t)	Quin, Det.	3	62	20.7	37t	1
2t)	Mills, Phi.	3	53	17.7	37t	1
2t)	Vaccaro, N.O.	3	41	13.7	30	0
2t)	Bethea, Ariz	3	37	12.3	21	0
2t)	Randall, G.B.	3	35	11.7	21t	1
2t)	Swearinger, Was.	3	32	10.7	31	0
2t)	Barron, LA-R	3	29	9.7	15	0
2t)	Smith, Min.	3	25	8.3	19	0
2t)	Kuechly, Car.	3	23	7.7	23	0
2t)	Robinson, Phi.	3	17	5.7	17	0
2t)	Fuller, Was.	3	3	1.0	3	0
14t)	Thomas, Sea.	2	97	48.5	78t	1
14t)	Grimes, T.B.	2	67	33.5	39	0
14t)	Jenkins, NY-G	2	60	30.0	43t	1
14t)	Joyner, LA-R	2	58	29.0	29t	1
14t)	Robey-Coleman, LA-R	2	56	28.0	31	0
14t)	McClain, T.B.	2	53	26.5	47t	1
14t)	*Lattimore, N.O.	2	52	26.0	27t	1
14t)	Adams, Car.	2	42	21.0	40	0
14t)	Alexander, T.B.	2	42	21.0	22	0
14t)	T. Johnson, LA-R	2	39	19.5	39t	1
14t)	Armstrong, S.F.	2	29	14.5	29	0
14t)	Collins, NY-G	2	21	10.5	21	0
14t)	Waynes, Min.	2	21	10.5	18	0
14t)	Sherman, Sea.	2	20	10.0	19	0
14t)	*J. Evans, T.B.	2	13	6.5	11	0
14t)	*Douglas, Phi.	2	7	3.5	7	0
14t)	Clinton-Dix, G.B.	2	3	1.5	3	0

NFC / LEADERS IN SACKS

Rank	Player, Team	Sacks
1)	Lawrence, Dal. (DE)	11.5
2t)	Griffen, Min. (DE)	10.0
2t)	Jones, Ariz (LB)	10.0
4t)	Clayborn, Atl. (DE)	8.0
4t)	Jordan, N.O. (DE)	8.0
6)	Peppers, Car. (DE)	7.5
7t)	Hicks, Chi. (DE)	7.0
7t)	Kerrigan, Was. (LB)	7.0
7t)	Perry, G.B. (LB)	7.0
10t)	Addison, Car. (DE)	6.5
10t)	Bennett, Sea. (DE)	6.5
12t)	B. Graham, Phi. (DE)	6.0
12t)	Irving, Dal. (DT)	6.0
12t)	Zettel, Det. (DE)	6.0
15t)	Donald, LA-R (DE)	5.0
15t)	Hunter, Min. (DE)	5.0
15t)	McCoy, T.B. (DT)	5.0
18t)	*Barnett, Phi. (DE)	4.5
18t)	Clark, Sea. (DE)	4.5
18t)	Cox, Phi. (DT)	4.5
18t)	Dumervil, S.F. (DE)	4.5
18t)	Floyd, Chi. (LB)	4.5
18t)	Okafor, N.O. (DE)	4.5
18t)	Pierre-Paul, NY-G (DE)	4.5
18t)	Smith, Was. (LB)	4.5

WEEK 11 / THROUGH SUNDAY, NOVEMBER 19, 2017**NFC / FUMBLE RECOVERIES**

Rank	Player, Team	TotRec	OffRec	DefRec
1)	Winston, T.B.	5	5	0
2t)	David, T.B.	4	0	4
2t)	Wilson, Sea.	4	4	0
4t)	Brees, N.O.	3	3	0
4t)	Cousins, Was.	3	3	0
4t)	Glennon, Chi.	3	3	0
4t)	Manning, NY-G	3	3	0
4t)	Raymond, NY-J-NY-G	3	3	0
4t)	Wentz, Phi.	3	3	0
10t)	*Agnew, Det.	2	2	0
10t)	Apple, NY-G	2	0	2
10t)	Ginn, N.O.	2	2	0
10t)	Harris, Min.	2	0	2
10t)	Havenstein, LA-R	2	2	0
10t)	Hicks, Chi.	2	0	2
10t)	Lawrence, Dal.	2	0	2
10t)	Newton, Car.	2	2	0
10t)	Palmer, Ariz	2	2	0
10t)	Reed, Was.	2	2	0
10t)	Reedy, T.B.	2	2	0
10t)	S. Richardson, Sea.	2	0	2
10t)	Roberts, Atl.	2	2	0
10t)	Rollins, G.B.	2	0	2
10t)	*Trubisky, Chi.	2	2	0
10t)	Trufant, Atl.	2	0	2
10t)	Whitehead, Det.	2	0	2

NFC / OFFENSIVE FUMBLE RECOVERIES

Rank	Player, Team	Ret	Yards	Avg	Long	TD
1)	Winston, T.B.	5	0	0.0	0	0
2)	Wilson, Sea.	4	0	0.0	0	0
3t)	Brees, N.O.	3	0	0.0	0	0
3t)	Cousins, Was.	3	0	0.0	0	0
3t)	Glennon, Chi.	3	0	0.0	0	0
3t)	Manning, NY-G	3	0	0.0	0	0
3t)	Raymond, NY-J-NY-G	3	0	0.0	0	0
3t)	Wentz, Phi.	3	0	0.0	0	0
9t)	*Agnew, Det.	2	0	0.0	0	0
9t)	Ginn, N.O.	2	0	0.0	0	0
9t)	Havenstein, LA-R	2	0	0.0	0	0
9t)	Newton, Car.	2	0	0.0	0	0
9t)	Palmer, Ariz	2	0	0.0	0	0
9t)	Reedy, T.B.	2	0	0.0	0	0
9t)	Roberts, Atl.	2	0	0.0	0	0
9t)	*Trubisky, Chi.	2	0	0.0	0	0
9t)	Reed, Was.	2	-2	-1.0	0	0

NFC / DEFENSIVE FUMBLE RECOVERIES

Rank	Player, Team	Ret	Yards	Avg	Long	TD
1)	David, T.B.	4	21	5.3	21t	1
2t)	S. Richardson, Sea.	2	20	10.0	20	0
2t)	Trufant, Atl.	2	15	7.5	15t	1
2t)	Whitehead, Det.	2	5	2.5	5	0
2t)	Apple, NY-G	2	0	0.0	0	0
2t)	Harris, Min.	2	0	0.0	0	0
2t)	Hicks, Chi.	2	0	0.0	0	0
2t)	Lawrence, Dal.	2	0	0.0	0	0
2t)	Rollins, G.B.	2	0	0.0	0	0

WEEK 11 / THROUGH SUNDAY, NOVEMBER 19, 2017

NFL / LEADING PASSERS

Player, Team	Att	Comp	Pct		Avg		Pct			Pct Rating	
			Comp	Yds	Gain	TD	TD	Long	Int	Int	Points
Brady, N.E.	380	261	68.7	3146	8.28	22	5.8	64t	2	0.5	110.9
A. Smith, K.C.	333	231	69.4	2674	8.03	18	5.4	78t	3	0.9	107.6
Brees, N.O.	341	244	71.6	2783	8.16	15	4.4	54	5	1.5	104.3
Wentz, Phi.	318	190	59.7	2430	7.64	25	7.9	72t	5	1.6	103.4
A. Rodgers, G.B.	193	128	66.3	1385	7.18	13	6.7	72	3	1.6	103.2
*Watson, Hou.	204	126	61.8	1699	8.33	19	9.3	72t	8	3.9	103.0
Cousins, Was.	345	230	66.7	2796	8.10	17	4.9	74	5	1.4	101.8
Goff, LA-R	318	195	61.3	2610	8.21	16	5.0	94t	4	1.3	98.9
Stafford, Det.	360	227	63.1	2760	7.67	19	5.3	63	5	1.4	98.4
Wilson, Sea.	335	210	62.7	2543	7.59	19	5.7	66	6	1.8	97.4
Ryan, Atl.	299	199	66.6	2372	7.93	13	4.3	88t	8	2.7	93.9
McCown, NY-J	313	216	69.0	2242	7.16	14	4.5	69t	8	2.6	93.7
Keenum, Min.	300	197	65.7	2194	7.31	12	4.0	65t	5	1.7	93.7
Taylor, Buf.	279	178	63.8	1842	6.60	11	3.9	47	3	1.1	91.4
Dalton, Cin.	296	183	61.8	2158	7.29	16	5.4	77t	8	2.7	90.7
Prescott, Dal.	320	201	62.8	2139	6.68	16	5.0	72t	7	2.2	89.8
Rivers, LA-C	355	214	60.3	2514	7.08	17	4.8	75t	7	2.0	89.6
Carr, Oak.	319	204	63.9	2191	6.87	14	4.4	64t	8	2.5	88.2
Roethlisberger, Pit.	351	217	61.8	2597	7.40	16	4.6	97t	10	2.8	87.8
Winston, T.B.	259	159	61.4	1920	7.41	10	3.9	58t	6	2.3	87.3
Manning, NY-G	368	234	63.6	2298	6.24	14	3.8	77t	6	1.6	87.0
Brissett, Ind.	294	179	60.9	2172	7.39	9	3.1	80t	5	1.7	86.7
Palmer, Ariz	267	164	61.4	1978	7.41	9	3.4	46	7	2.6	84.4
Newton, Car.	322	200	62.1	2232	6.93	14	4.3	64	11	3.4	83.0
Cutler, Mia.	271	175	64.6	1602	5.91	13	4.8	36	9	3.3	82.7
Bortles, Jac.	315	184	58.4	2084	6.62	12	3.8	52	7	2.2	81.8
Mariota, Ten.	281	176	62.6	2089	7.43	8	2.8	75t	10	3.6	79.9
*Trubisky, Chi.	145	77	53.1	988	6.81	4	2.8	70	2	1.4	78.2
Glennon, Chi.	140	93	66.4	833	5.95	4	2.9	29	5	3.6	76.9
Siemian, Den.	247	152	61.5	1669	6.76	9	3.6	44	10	4.0	76.8
Hoyer, S.F.-N.E.	208	122	58.7	1282	6.16	4	1.9	59	4	1.9	75.0
Flacco, Bal.	319	209	65.5	1734	5.44	9	2.8	54	11	3.4	74.4
*Beathard, S.F.	186	101	54.3	1229	6.61	4	2.2	83t	5	2.7	70.8
Hundley, G.B.	158	96	60.8	940	5.95	2	1.3	46	7	4.4	63.3
*Kizer, Cle.	282	148	52.5	1555	5.51	5	1.8	38	14	5.0	54.0

NFL / LEADING PASSERS, RANKS

Player, Team	Att	Comp	Pct		Avg		Pct			Pct Rating	
			Comp	Yds	Gain	TD	TD	Long	Int	Int	Points
Brady, N.E.	1	1	4	1	2	2	4		1t	1	1
A. Smith, K.C.	9	4	2	5	6	6	6t		3t	2	2
Brees, N.O.	7	2	1	3	4	13	16		8t	8	3
Wentz, Phi.	14t	18	30	10	9	1	2		8t	10	4
A. Rodgers, G.B.	31	29	8	30	18	18t	3		3t	9	5
*Watson, Hou.	30	30	22	26	1	3t	1		24t	32	6
Cousins, Was.	6	5	5	2	5	7t	11		8t	7	7
Goff, LA-R	14t	17	26	6	3	9t	9		6t	4	8
Stafford, Det.	3	6	15	4	8	3t	8		8t	6	9
Wilson, Sea.	8	10	17	8	10	3t	5		16t	14	10
Ryan, Atl.	19	15	6	11	7	18t	18t		24t	23	11
McCown, NY-J	17	8	3	13	19	14t	15		24t	21	12
Keenum, Min.	18	16	9	15	16	21t	20		8t	12	13
Taylor, Buf.	24	22	13	24	28	23	21		3t	3	14
Dalton, Cin.	20	20	20	18	17	9t	6t		24t	25	15
Prescott, Dal.	11	13	16	19	25	9t	10		19t	17	16
Rivers, LA-C	4	9	29	9	20	7t	13		19t	16	17
Carr, Oak.	12t	12	12	16	22	14t	17		24t	20	18
Roethlisberger, Pit.	5	7	21	7	14	9t	14		30t	26	19
Winston, T.B.	27	26	25	23	12	24	22		16t	19	20
Manning, NY-G	2	3	14	12	29	14t	24		16t	11	21
Brissett, Ind.	21	21	27	17	15	25t	27		8t	13	22
Palmer, Ariz	26	25	24	22	13	25t	26		19t	22	23
Newton, Car.	10	14	19	14	21	14t	18t		33t	28	24
Cutler, Mia.	25	24	11	28	33	18t	12		29	27	25
Bortles, Jac.	16	19	32	21	26	21t	23		19t	18	26
Mariota, Ten.	23	23	18	20	11	29	29		30t	30	27
*Trubisky, Chi.	34	35	34	33	23	32t	31		1t	5	28
Glennon, Chi.	35	34	7	35	31	32t	28		8t	31	29
Siemian, Den.	28	27	23	27	24	25t	25		30t	33	30
Hoyer, S.F.-N.E.	29	31	31	31	30	32t	33		6t	15	31
Flacco, Bal.	12t	11	10	25	35	25t	30		33t	29	32
*Beathard, S.F.	32	32	33	32	27	32t	32		8t	24	33
Hundley, G.B.	33	33	28	34	32	43t	35		19t	34	34
*Kizer, Cle.	22	28	35	29	34	31	34		35	35	35

WEEK 11 / THROUGH SUNDAY, NOVEMBER 19, 2017

NFL / FOURTH-QUARTER PASSING LEADERS

Rank	Player, Team	Att	Comp	Comp%	Yards	YPA	TD	TD%	Int	Int%	Rating
1)	Wilson, Sea.	87	61	70.1	833	9.57	12	13.8	1	1.1	135.2
2)	A. Rodgers, G.B.	54	34	63.0	359	6.65	6	11.1	0	0.0	119.3
3)	Brees, N.O.	83	67	80.7	735	8.86	5	6.0	1	1.2	118.6
4)	Hogan, Cle.	26	18	69.2	202	7.77	2	7.7	0	0.0	117.8
5)	Fitzpatrick, T.B.	37	23	62.2	285	7.70	4	10.8	1	2.7	110.8
6)	Rivers, LA-C	102	63	61.8	726	7.12	7	6.9	1	1.0	102.0
7)	Ryan, Atl.	86	54	62.8	690	8.02	7	8.1	3	3.5	100.4
8)	Stafford, Det.	95	54	56.8	783	8.24	7	7.4	2	2.1	99.6
9)	Brady, N.E.	85	57	67.1	599	7.05	3	3.5	0	0.0	99.1
10)	Manning, NY-G	113	72	63.7	795	7.04	7	6.2	2	1.8	97.8
11)	*Watson, Hou.	58	33	56.9	588	10.14	6	10.3	4	6.9	97.5
12)	Hoyer, S.F.-N.E.	60	34	56.7	367	6.12	4	6.7	0	0.0	97.0
13)	Taylor, Buf.	69	50	72.5	487	7.06	2	2.9	1	1.4	95.5
14)	Cutler, Mia.	81	53	65.4	532	6.57	4	4.9	1	1.2	95.3
15)	Wentz, Phi.	64	40	62.5	405	6.33	4	6.3	1	1.6	94.9
16)	Winston, T.B.	75	51	68.0	678	9.04	4	5.3	4	5.3	92.0
17)	A. Smith, K.C.	91	56	61.5	708	7.78	4	4.4	2	2.2	91.3
18)	Moore, Mia.	38	23	60.5	298	7.84	3	7.9	2	5.3	89.6
19)	Cousins, Was.	101	67	66.3	758	7.50	4	4.0	3	3.0	89.5
20)	Roethlisberger, Pit.	75	49	65.3	557	7.43	4	5.3	3	4.0	88.6
21)	Carr, Oak.	110	67	60.9	667	6.06	5	4.5	2	1.8	85.7
22)	Glennon, Chi.	69	45	65.2	410	5.94	2	2.9	1	1.4	84.8
23)	Palmer, Ariz	80	46	57.5	573	7.16	2	2.5	1	1.3	83.0
24)	Prescott, Dal.	90	54	60.0	630	7.00	5	5.6	4	4.4	81.3
25)	Keenum, Min.	62	36	58.1	385	6.21	2	3.2	1	1.6	80.4
26)	McCown, NY-J	88	59	67.0	622	7.07	3	3.4	4	4.5	79.8
27)	Mariota, Ten.	72	40	55.6	506	7.03	4	5.6	3	4.2	78.8
28)	Osweller, Den.	39	23	59.0	196	5.03	2	5.1	1	2.6	78.6
29)	Goff, LA-R	67	37	55.2	512	7.64	2	3.0	2	3.0	77.5
30)	Dalton, Cin.	66	36	54.5	402	6.09	2	3.0	1	1.5	76.7
31)	Flacco, Bal.	92	59	64.1	465	5.05	3	3.3	3	3.3	73.9
32)	Savage, Hou.	33	18	54.5	228	6.91	1	3.0	1	3.0	73.8
33)	Siemian, Den.	65	42	64.6	471	7.25	2	3.1	4	6.2	70.7
34)	Stanton, Ariz	33	16	48.5	182	5.52	0	0.0	0	0.0	65.5
35)	Brissett, Ind.	75	43	57.3	463	6.17	0	0.0	2	2.7	64.5
36)	*Trubisky, Chi.	46	24	52.2	247	5.37	2	4.3	2	4.3	64.3
37)	Newton, Car.	68	37	54.4	369	5.43	3	4.4	4	5.9	60.2
38)	Hundley, G.B.	59	36	61.0	415	7.03	1	1.7	4	6.8	59.6
39)	Bortles, Jac.	63	36	57.1	370	5.87	1	1.6	3	4.8	59.6
40)	*Beathard, S.F.	58	29	50.0	295	5.09	1	1.7	2	3.4	56.3
41)	*Kizer, Cle.	99	48	48.5	489	4.94	2	2.0	5	5.1	48.8

NFL / THIRD-DOWN PASSING LEADERS

Rank	Player, Team	Att	Comp	Comp%	Yards	YPA	TD	TD%	Int	Int%	Rating
1)	Wentz, Phi.	91	59	64.8	826	9.08	11	12.1	2	2.2	124.4
2)	Brady, N.E.	96	62	64.6	778	8.10	7	7.3	0	0.0	114.0
3)	Goff, LA-R	100	65	65.0	765	7.65	7	7.0	1	1.0	107.3
4)	Stafford, Det.	100	59	59.0	783	7.83	8	8.0	1	1.0	106.4
5)	McCown, NY-J	96	71	74.0	789	8.22	5	5.2	3	3.1	102.3
6)	A. Smith, K.C.	83	51	61.4	553	6.66	4	4.8	0	0.0	97.1
7)	Flacco, Bal.	85	54	63.5	496	5.84	5	5.9	1	1.2	94.0
8)	Ryan, Atl.	73	45	61.6	572	7.84	4	5.5	2	2.7	93.0
9)	Brees, N.O.	90	60	66.7	707	7.86	3	3.3	2	2.2	92.2
10)	Taylor, Buf.	93	62	66.7	640	6.88	5	5.4	3	3.2	90.8
11)	Manning, NY-G	100	63	63.0	643	6.43	4	4.0	1	1.0	90.5
12)	Cousins, Was.	101	62	61.4	720	7.13	6	5.9	3	3.0	90.4
13)	*Trubisky, Chi.	50	29	58.0	370	7.40	1	2.0	0	0.0	87.9
14)	Dalton, Cin.	83	47	56.6	522	6.29	8	9.6	4	4.8	87.5
15)	Keenum, Min.	96	61	63.5	663	6.91	3	3.1	2	2.1	85.5
16)	Brissett, Ind.	94	54	57.4	676	7.19	4	4.3	2	2.1	85.2
17)	Cutler, Mia.	68	43	63.2	433	6.37	3	4.4	2	2.9	83.8
18)	Roethlisberger, Pit.	99	55	55.6	684	6.91	7	7.1	5	5.1	79.7
19)	Palmer, Ariz	75	44	58.7	552	7.36	2	2.7	2	2.7	79.4
20)	Prescott, Dal.	89	54	60.7	509	5.72	3	3.4	2	2.2	78.3
21)	Hoyer, S.F.-N.E.	61	36	59.0	293	4.80	2	3.3	1	1.6	75.4
22)	Siemian, Den.	72	42	58.3	490	6.81	4	5.6	4	5.6	74.4
23)	Wilson, Sea.	93	52	55.9	519	5.58	3	3.2	2	2.2	73.7
24)	Carr, Oak.	84	52	61.9	524	6.24	3	3.6	4	4.8	71.7
25)	Bortles, Jac.	103	58	56.3	626	6.08	2	1.9	3	2.9	68.7
26)	Rivers, LA-C	102	58	56.9	719	7.05	3	2.9	5	4.9	68.2
27)	Winston, T.B.	62	32	51.6	400	6.45	1	1.6	2	3.2	63.9
28)	Mariota, Ten.	88	46	52.3	507	5.76	2	2.3	3	3.4	63.0
29)	Newton, Car.	98	55	56.1	707	7.21	6	6.1	9	9.2	61.1
30)	*Kizer, Cle.	73	33	45.2	365	5.00	0	0.0	4	5.5	37.8

WEEK 11 / THROUGH SUNDAY, NOVEMBER 19, 2017**NFL / LEADING RUSHERS**

Rank	Player, Team	Att	Yards	Avg	Long	TD
1)	Bell, Pit.	232	886	3.8	27	5
2)	*K. Hunt, K.C.	173	873	5.0	69t	4
3)	Howard, Chi.	192	841	4.4	53	5
4)	Ingram, N.O.	155	806	5.2	51	8
5)	Gurley, LA-R	187	791	4.2	36	8
6)	E. Elliott, Dal.	191	783	4.1	30	7
7)	*Fournette, Jac.	175	740	4.2	90t	6
8)	McCoy, Buf.	170	709	4.2	48t	4
9t)	Ajayi, Mia.-Phi.	153	633	4.1	71	1
9t)	Gordon, LA-C	167	633	3.8	87t	5
11)	L. Miller, Hou.	162	604	3.7	21	2
12)	Hyde, S.F.	141	592	4.2	61	4
13)	C. Anderson, Den.	139	573	4.1	40	2
14)	Collins, Bal.	113	570	5.0	50	1
15)	Blount, Phi.	122	561	4.6	68	2
16)	Freeman, Atl.	116	515	4.4	44	5
17)	Gore, Ind.	144	509	3.5	21	2
18)	Abdullah, Det.	144	491	3.4	34	3
19)	Darkwa, NY-G	101	489	4.8	47	2
20)	Stewart, Car.	138	460	3.3	18	1
21t)	Crowell, Cle.	129	459	3.6	26t	2
21t)	*Kamara, N.O.	72	459	6.4	25t	4
23)	A. Peterson, N.O.-Ariz	136	450	3.3	27t	2
24)	Murray, Ten.	117	443	3.8	75t	4
25)	Henry, Ten.	101	441	4.4	72t	3
26)	Newton, Car. (QB)	74	436	5.9	69	4
27)	Powell, NY-J	93	420	4.5	75t	2
28)	Murray, Min.	110	412	3.7	35	4
29)	T. Coleman, Atl.	83	399	4.8	52	2
30)	Lynch, Oak.	97	390	4.0	25	4

NFL / THIRD-AND-ONE RUSHING LEADERS

Rank	Player, Team	Att	FD	Pct
1t)	Freeman, Atl.	7	7	100.0
1t)	Turbin, Ind.	7	7	100.0
1t)	*K. Hunt, K.C.	6	6	100.0
1t)	Allen, Bal.	5	5	100.0
1t)	*Kizer, Cle.	4	4	100.0
1t)	Lynch, Oak.	4	4	100.0
1t)	Palmer, Ariz	4	4	100.0
1t)	D. Johnson, Cle.	3	3	100.0
1t)	Stewart, Car.	3	3	100.0
1t)	Watson, Pit.	3	3	100.0
1t)	Wentz, Phi.	3	3	100.0
12)	E. Elliott, Dal.	7	6	85.7
13t)	Henry, Ten.	6	5	83.3
13t)	Ivory, Jac.	6	5	83.3
13t)	Newton, Car.	6	5	83.3
16t)	Ajayi, Mia.-Phi.	5	4	80.0
16t)	Gore, Ind.	5	4	80.0
16t)	McCoy, Buf.	5	4	80.0
16t)	A. Smith, K.C.	5	4	80.0
20t)	*Beathard, S.F.	4	3	75.0
20t)	Brady, N.E.	4	3	75.0
20t)	Charles, Den.	4	3	75.0
20t)	Ingram, N.O.	4	3	75.0
20t)	Rawls, Sea.	4	3	75.0
25)	*Foreman, Hou.	6	4	66.7
26)	Howard, Chi.	8	5	62.5
27t)	Blount, Phi.	5	3	60.0
27t)	Darkwa, NY-G	5	3	60.0
29t)	Gordon, LA-C	8	4	50.0
29t)	Gillislee, N.E.	6	3	50.0
31)	Gurley, LA-R	11	5	45.5

WEEK 11 / THROUGH SUNDAY, NOVEMBER 19, 2017**NFL / LEADERS IN RECEPTIONS**

Rank	Player, Team	Rec	Yards	Avg	Long	TD
1)	Brown, Pit.	70	1026	14.7	51t	6
2)	Fitzgerald, Ariz	69	768	11.1	37	4
3)	Landry, Mia.	67	567	8.5	49	6
4)	Thomas, N.O.	65	753	11.6	33	2
5t)	Thielen, Min.	62	916	14.8	65t	3
5t)	Hopkins, Hou.	62	879	14.2	72t	9
7t)	Kelce, K.C. (TE)	59	738	12.5	44	5
7t)	Tate, Det.	59	691	11.7	45t	3
9)	*McCaffrey, Car. (RB)	57	433	7.6	37	3
10)	Allen, LA-C	56	755	13.5	50	3
11)	Baldwin, Sea.	54	633	11.7	54	3
12)	De. Thomas, Den.	53	633	11.9	40	3
13)	Doyle, Ind. (TE)	52	450	8.7	21	2
14t)	D. Adams, G.B.	50	620	12.4	42	6
14t)	Bryant, Dal.	50	541	10.8	36	4
16t)	Ju. Jones, Atl.	49	715	14.6	53	1
16t)	Walker, Ten. (TE)	49	550	11.2	42	0
16t)	Bell, Pit. (RB)	49	308	6.3	42	0
19t)	Green, Cin.	48	743	15.5	77t	6
19t)	*Kamara, N.O. (RB)	48	447	9.3	38	3
21t)	Woods, LA-R	47	703	15.0	94t	4
21t)	Hill, K.C.	47	685	14.6	75t	4
23t)	D. Johnson, Cle. (RB)	46	414	9.0	41t	2
23t)	White, N.E. (RB)	46	376	8.2	27	2
25t)	Cooks, N.E.	45	786	17.5	64t	4
25t)	M. Evans, T.B.	45	624	13.9	41	4
25t)	Ertz, Phi. (TE)	45	536	11.9	53	6
28t)	Lee, Jac.	43	538	12.5	45	2
28t)	Funchess, Car.	43	535	12.4	33	5
28t)	Amendola, N.E.	43	440	10.2	27	2
28t)	Witten, Dal. (TE)	43	385	9.0	28t	3

NFL / RECEIVING YARDAGE LEADERS

Rank	Player, Team	Yards	Rec	Avg	Long	TD
1)	Brown, Pit.	1026	70	14.7	51t	6
2)	Thielen, Min.	916	62	14.8	65t	3
3)	Hopkins, Hou.	879	62	14.2	72t	9
4)	Cooks, N.E.	786	45	17.5	64t	4
5)	Fitzgerald, Ariz	768	69	11.1	37	4
6)	Allen, LA-C	755	56	13.5	50	3
7)	Thomas, N.O.	753	65	11.6	33	2
8)	Green, Cin.	743	48	15.5	77t	6
9)	Kelce, K.C. (TE)	738	59	12.5	44	5
10)	Hilton, Ind.	725	36	20.1	80t	3
11)	Ju. Jones, Atl.	715	49	14.6	53	1
12)	Woods, LA-R	703	47	15.0	94t	4
13)	Tate, Det.	691	59	11.7	45t	3
14)	Hill, K.C.	685	47	14.6	75t	4
15t)	Baldwin, Sea.	633	54	11.7	54	3
15t)	De. Thomas, Den.	633	53	11.9	40	3
17)	Matthews, Ten.	626	41	15.3	75t	3
18)	M. Evans, T.B.	624	45	13.9	41	4
19)	M. Jones, Det.	622	38	16.4	43	6
20)	D. Adams, G.B.	620	50	12.4	42	6
21)	Gronkowski, N.E. (TE)	619	41	15.1	53t	5
22)	Stills, Mia.	588	40	14.7	61t	5
23)	Ginn, N.O.	570	35	16.3	53	3
24t)	Anderson, NY-J	568	35	16.2	69t	5
24t)	*Smith-Schuster, Pit.	568	33	17.2	97t	5
26t)	Jeffery, Phi.	567	38	14.9	53t	6
26t)	Landry, Mia.	567	67	8.5	49	6
28)	Walker, Ten. (TE)	550	49	11.2	42	0
29)	Bryant, Dal.	541	50	10.8	36	4
30)	Lee, Jac.	538	43	12.5	45	2

WEEK 11 / THROUGH SUNDAY, NOVEMBER 19, 2017**NFL / THIRD-DOWN RECEIVING LEADERS**

Rank	Player, Team	Rec	Yards	Avg	Long	TD
1)	Allen, LA-C	24	370	15.4	50	0
2)	Thielen, Min.	22	307	14.0	38	0
3)	Landry, Mia.	21	196	9.3	49	2
4t)	Tate, Det.	20	309	15.5	45t	2
4t)	Fitzgerald, Ariz	20	227	11.4	33	0
6)	Lee, Jac.	19	217	11.4	31	1
7t)	Brown, Pit.	17	239	14.1	51t	1
7t)	Brate, T.B. (TE)	17	202	11.9	26	1
9t)	De. Thomas, Den.	16	249	15.6	40	1
9t)	*Kupp, LA-R	16	202	12.6	28	2
9t)	Woods, LA-R	16	202	12.6	52t	1
9t)	Funchess, Car.	16	187	11.7	32t	3
9t)	White, N.E. (RB)	16	141	8.8	27	1
14t)	Gronkowski, N.E. (TE)	15	246	16.4	53t	3
14t)	Thomas, N.O.	15	177	11.8	28	0
14t)	Jeffery, Phi.	15	176	11.7	18	1
14t)	McCoy, Buf. (RB)	15	103	6.9	18	0
14t)	*Kamara, N.O. (RB)	15	90	6.0	19	1
19t)	Hilton, Ind.	14	294	21.0	80t	2
19t)	Amendola, N.E.	14	172	12.3	27	1
19t)	Diggs, Min.	14	165	11.8	59t	3
19t)	D. Johnson, Cle. (RB)	14	148	10.6	34	0
19t)	*Engram, NY-G (TE)	14	145	10.4	26	1
19t)	Baldwin, Sea.	14	137	9.8	27	1
19t)	Crowder, Was.	14	132	9.4	36	0
26t)	Hurns, Jac.	13	187	14.4	50	1
26t)	Kelce, K.C. (TE)	13	155	11.9	32	1
26t)	Rudolph, Min. (TE)	13	138	10.6	27	1
26t)	*Taylor, S.F.	13	106	8.2	18	1

WEEK 11 / THROUGH SUNDAY, NOVEMBER 19, 2017

NFL / LEADING SCORERS, NONKICKERS

Rank	Player, Team	TD	Rush	Rec	Ret	X2	Pts
1)	Gurley, LA-R (RB)	11	8	3	0	0	66
2t)	E. Elliott, Dal. (RB)	9	7	2	0	0	54
2t)	Gordon, LA-C (RB)	9	5	4	0	0	54
2t)	Hopkins, Hou. (WR)	9	0	9	0	0	54
5)	Ingram, N.O. (RB)	8	8	0	0	0	48
6)	*Kamara, N.O. (RB)	7	4	3	0	1	44
7t)	*Fournette, Jac. (RB)	7	6	1	0	0	42
7t)	W. Fuller, Hou. (WR)	7	0	7	0	0	42
7t)	Jeffery, Phi. (WR)	6	0	6	0	3	42
10t)	*Clement, Phi. (RB)	6	4	2	0	1	38
10t)	Crabtree, Oak. (WR)	6	0	6	0	1	38
12t)	D. Adams, G.B. (WR)	6	0	6	0	0	36
12t)	Brown, Pit. (WR)	6	0	6	0	0	36
12t)	Ertz, Phi. (TE)	6	0	6	0	0	36
12t)	Graham, Sea. (TE)	6	0	6	0	0	36
12t)	Green, Cin. (WR)	6	0	6	0	0	36
12t)	*K. Hunt, K.C. (RB)	6	4	2	0	0	36
12t)	M. Jones, Det. (WR)	6	0	6	0	0	36
12t)	Landry, Mia. (WR)	6	0	6	0	0	36
12t)	Nelson, G.B. (WR)	6	0	6	0	0	36
12t)	Thompson, Was. (RB)	6	2	4	0	0	36

NFL / LEADING SCORERS, KICKERS

Rank	Player, Team	PAT	FG	Pct	Long	Pts
1)	Zuerlein, LA-R	31/31	28/29	.966	56	115
2)	Gostkowski, N.E.	28/29	26/29	.897	62	106
3)	Lutz, N.O.	30/33	22/26	.846	53	96
4)	Boswell, Pit.	19/20	24/27	.889	50	91
5)	Succop, Ten.	21/22	23/27	.852	52	90
6t)	Forbath, Min.	20/24	23/26	.885	53	89
6t)	Prater, Det.	26/26	21/24	.875	58	89
8)	Gano, Car.	21/22	20/21	.952	48	81
9t)	*Butker, Car.-K.C.	13/13	22/23	.957	53	79
9t)	Tucker, Bal.	19/19	20/23	.870	57	79
11t)	*Elliott, Cin.-Phi.	25/28	17/21	.810	61	76
11t)	Hauschka, Buf.	22/22	18/20	.900	56	76
13)	Gould, S.F.	15/16	19/21	.905	52	72
14)	Bryant, Atl.	20/20	17/20	.850	53	71
15t)	Catanzaro, NY-J	21/21	16/20	.800	57	69
15t)	McManus, Den.	18/18	17/23	.739	53	69
15t)	Vinatieri, Ind.	15/17	18/19	.947	53	69
18)	Fairbairn, Hou.	27/29	12/14	.857	50	63
19)	Walsh, Sea.	19/20	14/18	.778	49	61
20)	Tavecchio, Oak.	22/23	12/14	.857	53	58
21)	Dawson, Ariz	17/18	13/19	.684	50	56
22)	Crosby, G.B.	21/23	11/14	.786	50	54
23t)	Barth, Chi.	17/17	11/16	.688	54	50
23t)	Rosas, NY-G	14/15	12/17	.706	51	50
25)	Myers, Jac.	15/17	11/15	.733	47	48
26)	Parkey, Mia.	14/17	11/12	.917	54	47
27)	Bullock, Cin.	18/20	8/10	.800	46	42
28)	Novak, LA-C	17/17	8/11	.727	50	41
29)	*Gonzalez, Cle.	16/17	8/12	.667	54	40
30)	Hopkins, Was.	12/13	9/11	.818	48	39
31)	P. Murray, T.B.	8/ 8	10/12	.833	50	38
32t)	Bailey, Dal.	16/16	7/ 7	1.000	56	37
32t)	*Rose, Was.	13/14	8/ 9	.889	55	37
34)	Lambo, Jac.	6/ 7	9/10	.900	56	33
35)	Nugent, Dal.	8/ 8	7/ 9	.778	48	29
36)	Folk, T.B.	7/ 9	6/11	.545	50	25
37)	Santos, K.C.	12/12	3/ 3	1.000	39	21
38)	*Koo, LA-C	9/ 9	3/ 6	.500	41	18
39)	Sturgis, Phi.	1/ 2	3/ 3	1.000	50	10
40)	Heath, Dal.	2/ 3	0/ 0	---	--	2
41)	*Koehn, Cin.	1/ 1	0/ 0	---	--	1

WEEK 11 / THROUGH SUNDAY, NOVEMBER 19, 2017

NFL / TOUCHBACKS ON KICKOFFS

Rank	Player, Team	TB
1)	Zuerlein, LA-R	54
2)	Lutz, N.O.	44
3)	Gano, Car.	43
4t)	Fairbairn, Hou.	36
4t)	Pinion, S.F.	36
6t)	*Elliott, Cin.-Phi.	34
6t)	Succop, Ten.	34
8t)	Boswell, Pit.	33
8t)	*Butker, Car.-K.C.	33
8t)	Tucker, Bal.	33
11t)	Catanzaro, NY-J	32
11t)	Tavecchio, Oak.	32
13t)	Bosher, Atl.	31
13t)	McManus, Den.	31
15)	*Sanchez, Ind.	30
16)	Forbath, Min.	29
17t)	*Gonzalez, Cle.	26
17t)	Gostkowski, N.E.	26
17t)	Myers, Jac.	26
20)	Hauschka, Buf.	25
21t)	Crosby, G.B.	24
21t)	Walsh, Sea.	24
23t)	Bullock, Cin.	22
23t)	Dawson, Ariz	22
25)	Hopkins, Was.	20
26t)	Bailey, Dal.	18
26t)	Rosas, NY-G	18
28)	Barth, Chi.	17
29t)	Locke, Det.	16
29t)	Parkey, Mia.	16
29t)	*Rose, Was.	16
32)	Folk, T.B.	13
33)	Martin, Det.	12
34t)	P. Murray, T.B.	11
34t)	Nugent, Dal.	11
36)	Santos, K.C.	10
37)	Novak, LA-C	9
38)	*Koo, LA-C	8
39t)	Lambo, Jac.	4
39t)	Prater, Det.	4
41t)	Heath, Dal.	2
41t)	Sturgis, Phi.	2
43t)	Grugier-Hill, Phi.	1
43t)	*Koehn, Cin.	1
43t)	Morstead, N.O.	1

WEEK 11 / THROUGH SUNDAY, NOVEMBER 19, 2017

NFL / MOST YARDS FROM SCRIMMAGE

Rank	Player, Team	Total			Rushing			Receiving		
		Yards	Att+Rec	Avg	Yards	Att	Avg	Yards	Rec	Avg
1)	Gurley, LA-R (RB)	1216	225	5.4	791	187	4.2	425	38	11.2
2)	*K. Hunt, K.C. (RB)	1208	208	5.8	873	173	5.0	335	35	9.6
3)	Bell, Pit. (RB)	1194	281	4.2	886	232	3.8	308	49	6.3
4)	Brown, Pit. (WR)	1026	70	14.7	0	0	---	1026	70	14.7
5)	Ingram, N.O. (RB)	1019	189	5.4	806	155	5.2	213	34	6.3
6)	E. Elliott, Dal. (RB)	993	210	4.7	783	191	4.1	210	19	11.1
7)	McCoy, Buf. (RB)	974	212	4.6	709	170	4.2	265	42	6.3
8)	Thielen, Min. (WR)	927	63	14.7	11	1	11.0	916	62	14.8
9)	Howard, Chi. (RB)	919	206	4.5	841	192	4.4	78	14	5.6
10)	*Kamara, N.O. (RB)	906	120	7.6	459	72	6.4	447	48	9.3
11)	*Fournette, Jac. (RB)	896	194	4.6	740	175	4.2	156	19	8.2
12)	Gordon, LA-C (RB)	883	202	4.4	633	167	3.8	250	35	7.1
13)	Hopkins, Hou. (WR)	879	62	14.2	0	0	---	879	62	14.2
14)	L. Miller, Hou. (RB)	868	188	4.6	604	162	3.7	264	26	10.2
15)	Hyde, S.F. (RB)	866	183	4.7	592	141	4.2	274	42	6.5
16)	Thompson, Was. (RB)	804	103	7.8	294	64	4.6	510	39	13.1
17)	Cooks, N.E. (WR)	796	48	16.6	10	3	3.3	786	45	17.5
18)	Fitzgerald, Ariz (WR)	768	69	11.1	0	0	---	768	69	11.1
19)	Allen, LA-C (WR)	764	58	13.2	9	2	4.5	755	56	13.5
20)	Thomas, N.O. (WR)	753	65	11.6	0	0	---	753	65	11.6
21)	Kelce, K.C. (TE)	745	61	12.2	7	2	3.5	738	59	12.5
22)	Green, Cin. (WR)	743	48	15.5	0	0	---	743	48	15.5
23)	Hill, K.C. (WR)	732	61	12.0	47	14	3.4	685	47	14.6
24)	Hilton, Ind. (WR)	725	36	20.1	0	0	---	725	36	20.1
25t)	Ju. Jones, Atl. (WR)	715	49	14.6	0	0	---	715	49	14.6
25t)	Woods, LA-R (WR)	715	49	14.6	12	2	6.0	703	47	15.0
27)	Ajayi, Mia.-Phi. (RB)	710	168	4.2	633	153	4.1	77	15	5.1
28)	Tate, Det. (WR)	700	62	11.3	9	3	3.0	691	59	11.7
29)	C. Anderson, Den. (RB)	684	154	4.4	573	139	4.1	111	15	7.4
30)	Gore, Ind. (RB)	661	162	4.1	509	144	3.5	152	18	8.4

NFL / LEADERS IN FIRST DOWNS

Rank	Player, Team	Rush	Rec	Tot
1)	Bell, Pit. (RB)	52	14	66
2)	Gurley, LA-R (RB)	41	17	58
3t)	E. Elliott, Dal. (RB)	45	4	49
3t)	*K. Hunt, K.C. (RB)	35	14	49
3t)	Ingram, N.O. (RB)	38	11	49
6t)	Gordon, LA-C (RB)	33	14	47
6t)	Hopkins, Hou. (WR)	0	47	47
6t)	*Kamara, N.O. (RB)	28	19	47
9)	Brown, Pit. (WR)	0	46	46
10)	Howard, Chi. (RB)	43	2	45
11t)	McCoy, Buf. (RB)	30	14	44
11t)	L. Miller, Hou. (RB)	31	13	44
13t)	Allen, LA-C (WR)	0	43	43
13t)	Thomas, N.O. (WR)	0	43	43
15t)	Fitzgerald, Ariz (WR)	0	42	42
15t)	Kelce, K.C. (TE)	2	40	42
15t)	Thielen, Min. (WR)	1	41	42
18)	Freeman, Atl. (RB)	32	8	40
19)	Hyde, S.F. (RB)	26	13	39
20t)	Landry, Mia. (WR)	0	37	37
20t)	*McCaffrey, Car. (RB)	13	24	37
22t)	Allen, Bal. (RB)	23	13	36
22t)	M. Evans, T.B. (WR)	0	36	36
22t)	*Fournette, Jac. (RB)	30	6	36
22t)	De. Thomas, Den. (WR)	0	36	36
26)	Ju. Jones, Atl. (WR)	0	34	34
27t)	Ajayi, Mia.-Phi. (RB)	30	3	33
27t)	Gronkowski, N.E. (TE)	0	33	33
27t)	D. Johnson, Cle. (RB)	15	18	33
27t)	Thompson, Was. (RB)	11	22	33

WEEK 11 / THROUGH SUNDAY, NOVEMBER 19, 2017

NFL / LEADING PUNTERS

Rank	Player, Team	No	Yards	Lg	Avg	TB	Blk	Dwn	OB	Opp Ret	In Yds	Net 20	Avg
1)	Kern, Ten.	47	2438	74	51.9	5	0	2	9	26	196	16	45.6
2)	King, Oak.	40	1998	65	50.0	4	0	4	4	21	137	18	44.5
3)	Lechler, Hou.	57	2819	68	49.5	3	0	7	4	31	360	22	42.1
4)	Kaser, LA-C	53	2593	69	48.9	7	0	4	4	34	264	18	41.3
5)	Colquitt, Cle.	54	2638	67	48.9	1	1	7	2	34	342	16	41.4
6)	O'Donnell, Chi.	53	2546	69	48.0	5	0	4	5	28	338	18	39.8
7)	Huber, Cin.	56	2672	63	47.7	3	1	10	4	27	298	23	40.6
8)	Edwards, NY-J	54	2561	70	47.4	3	0	8	4	26	221	21	42.2
9)	Morstead, N.O.	30	1419	68	47.3	2	0	5	3	12	137	16	41.4
10)	Palardy, Car.	40	1888	60	47.2	4	0	5	5	13	77	15	43.3
11)	Hekker, LA-R	37	1732	67	46.8	2	0	6	9	13	67	19	43.9
12)	D. Jones, Phi.	40	1861	61	46.5	4	0	6	4	19	133	10	41.2
13)	Lee, Ariz	53	2462	60	46.5	3	0	9	3	31	342	18	38.9
14)	Schmidt, Buf.	50	2281	60	45.6	4	0	3	3	27	133	16	41.4
15)	*Sanchez, Ind.	57	2600	61	45.6	1	1	10	13	14	76	20	43.2
16)	Koch, Bal.	55	2504	67	45.5	3	0	10	12	22	200	24	40.8
17)	Dixon, Den.	43	1952	55	45.4	1	1	7	2	17	178	14	39.9
18)	*Haack, Mia.	52	2354	64	45.3	3	0	10	4	22	165	17	40.9
19)	Locke, Det.	27	1222	54	45.3	0	0	2	3	11	82	11	42.2
20)	Wing, NY-G	54	2432	66	45.0	5	1	8	6	27	314	10	36.7
21)	Way, Was.	43	1936	62	45.0	4	0	3	2	20	200	16	38.5
22)	Ryan, Sea.	52	2332	64	44.8	2	0	9	5	25	186	20	40.5
23)	Pinion, S.F.	53	2373	59	44.8	1	0	8	6	22	54	23	43.4
24)	Bosher, Atl.	28	1251	62	44.7	0	0	3	3	12	81	11	41.8
25)	*Vogel, G.B.	44	1960	62	44.5	0	0	6	4	16	91	14	42.5
26)	Colquitt, K.C.	43	1911	63	44.4	4	0	7	2	16	91	22	40.5
27)	Nortman, Jac.	54	2394	62	44.3	5	1	5	12	16	119	19	39.5
28)	Berry, Pit.	43	1889	62	43.9	2	0	5	7	17	152	16	39.5
29)	C. Jones, Dal.	40	1757	62	43.9	2	0	6	5	12	54	23	41.6
30)	R. Allen, N.E.	34	1476	60	43.4	2	0	6	4	17	90	13	39.6
31)	Anger, T.B.	47	2032	62	43.2	4	1	7	5	16	96	18	38.7
32)	Quigley, Min.	39	1615	55	41.4	0	0	1	6	12	55	15	40.0

NFL / LEADING PUNTERS, NET AVERAGE

Rank	Player, Team	No	Yards	Lg	Avg	TB	Blk	Dwn	OB	Opp Ret	In Yds	Net 20	Avg
1)	Kern, Ten.	47	2438	74	51.9	5	0	2	9	26	196	16	45.6
2)	King, Oak.	40	1998	65	50.0	4	0	4	4	21	137	18	44.5
3)	Hekker, LA-R	37	1732	67	46.8	2	0	6	9	13	67	19	43.9
4)	Pinion, S.F.	53	2373	59	44.8	1	0	8	6	22	54	23	43.4
5)	Palardy, Car.	40	1888	60	47.2	4	0	5	5	13	77	15	43.3
6)	*Sanchez, Ind.	57	2600	61	45.6	1	1	10	13	14	76	20	43.2
7)	*Vogel, G.B.	44	1960	62	44.5	0	0	6	4	16	91	14	42.5
8t)	Edwards, NY-J	54	2561	70	47.4	3	0	8	4	26	221	21	42.2
8t)	Locke, Det.	27	1222	54	45.3	0	0	2	3	11	82	11	42.2
10)	Lechler, Hou.	57	2819	68	49.5	3	0	7	4	31	360	22	42.1
11)	Bosher, Atl.	28	1251	62	44.7	0	0	3	3	12	81	11	41.8
12)	C. Jones, Dal.	40	1757	62	43.9	2	0	6	5	12	54	23	41.6
13)	Morstead, N.O.	30	1419	68	47.3	2	0	5	3	12	137	16	41.4
14)	Colquitt, Cle.	54	2638	67	48.9	1	1	7	2	34	342	16	41.4
15)	Schmidt, Buf.	50	2281	60	45.6	4	0	3	3	27	133	16	41.4
16)	Kaser, LA-C	53	2593	69	48.9	7	0	4	4	34	264	18	41.3
17)	D. Jones, Phi.	40	1861	61	46.5	4	0	6	4	19	133	10	41.2
18)	*Haack, Mia.	52	2354	64	45.3	3	0	10	4	22	165	17	40.9
19)	Koch, Bal.	55	2504	67	45.5	3	0	10	12	22	200	24	40.8
20)	Huber, Cin.	56	2672	63	47.7	3	1	10	4	27	298	23	40.6
21)	Ryan, Sea.	52	2332	64	44.8	2	0	9	5	25	186	20	40.5
22)	Colquitt, K.C.	43	1911	63	44.4	4	0	7	2	16	91	22	40.5
23)	Quigley, Min.	39	1615	55	41.4	0	0	1	6	12	55	15	40.0
24)	Dixon, Den.	43	1952	55	45.4	1	1	7	2	17	178	14	39.9
25)	O'Donnell, Chi.	53	2546	69	48.0	5	0	4	5	28	338	18	39.8
26)	R. Allen, N.E.	34	1476	60	43.4	2	0	6	4	17	90	13	39.6
27)	Nortman, Jac.	54	2394	62	44.3	5	1	5	12	16	119	19	39.5
28)	Berry, Pit.	43	1889	62	43.9	2	0	5	7	17	152	16	39.5
29)	Lee, Ariz	53	2462	60	46.5	3	0	9	3	31	342	18	38.9
30)	Anger, T.B.	47	2032	62	43.2	4	1	7	5	16	96	18	38.7
31)	Way, Was.	43	1936	62	45.0	4	0	3	2	20	200	16	38.5
32)	Wing, NY-G	54	2432	66	45.0	5	1	8	6	27	314	10	36.7

WEEK 11 / THROUGH SUNDAY, NOVEMBER 19, 2017**NFL / PUNT RETURN LEADERS**

Rank	Player, Team	Ret	FC	Yards	Avg	Long	TD
1)	*Agnew, Det.	22	10	370	16.8	88t	2
2)	Campanaro, Bal.	15	11	221	14.7	77t	1
3)	Barner, Phi.	16	10	183	11.4	76	0
4)	Amendola, N.E.	14	10	157	11.2	40	0
5)	Mickens, Jac.	14	9	150	10.7	63t	1
6)	Sherels, Min.	18	15	191	10.6	46	0
7)	Cooper, LA-R	14	3	146	10.4	30	0
8)	Reedy, T.B.	14	7	143	10.2	44	0
9)	*Jackson, Ten.	20	6	197	9.9	46	0
10)	*Taylor, S.F.	17	10	167	9.8	39	0
11)	Davis, G.B.	14	12	134	9.6	33	0
12)	Hill, K.C.	17	6	161	9.5	82t	1
13)	*McKenzie, Den.	20	4	186	9.3	44	0
14)	Benjamin, LA-C	20	14	166	8.3	65t	1
15)	Roberts, Atl.	12	9	99	8.3	27	0
16)	*Cohen, Chi.	20	10	155	7.8	21	0
17)	Erickson, Cin.	27	11	203	7.5	29	0
18)	Lockett, Sea.	22	12	157	7.1	21	0
19)	*McCaffrey, Car.	20	8	140	7.0	25	0
20)	K. Williams, Ariz	19	19	115	6.1	16	0
21)	*Peppers, Cle.	23	9	129	5.6	25	0
22)	Grant, Mia.	15	7	84	5.6	14	0
23)	Richard, Oak.	16	7	87	5.4	13	0
24)	Ginn, N.O.	19	13	103	5.4	17	0
25)	*Switzer, Dal.	17	6	92	5.4	21	0
26)	Kerley, NY-J	16	9	85	5.3	15	0
27)	Bray, Ind.	17	8	90	5.3	20	0
28)	Crowder, Was.	13	13	68	5.2	18	0

NFL / KICKOFF RETURN LEADERS

Rank	Player, Team	Ret	Yards	Avg	Long	TD
1)	Patterson, Oak.	13	401	30.8	49	0
2)	Cooper, LA-R	20	603	30.2	103t	1
3)	*Switzer, Dal.	14	367	26.2	61	0
4)	*Cohen, Chi.	14	342	24.4	46	0
5)	A. Hunt, K.C.	16	390	24.4	42	0
6)	Bray, Ind.	18	430	23.9	60	0
7)	Davis, G.B.	15	346	23.1	34	0
8)	Erickson, Cin.	19	424	22.3	41	0
9)	Lockett, Sea.	15	320	21.3	43	0
10)	Tate, Buf.	16	337	21.1	29	0
11)	*Jackson, Ten.	18	378	21.0	48	0
12)	K. Williams, Ariz	16	326	20.4	28	0
13)	Roberts, Atl.	18	365	20.3	61	0
14)	*Bolden, S.F.	16	324	20.3	34	0

WEEK 11 / THROUGH SUNDAY, NOVEMBER 19, 2017**NFL / LEADERS IN INTERCEPTIONS**

Rank	Player, Team	Int	Yards	Avg	Long	TD
1)	Byard, Ten.	6	100	16.7	33	0
2)	Hyde, Buf.	5	64	12.8	37	0
3t)	Bouye, Jac.	4	70	17.5	51	0
3t)	Slay, Det.	4	52	13.0	37	0
3t)	Weddle, Bal.	4	27	6.8	22	0
3t)	Boston, LA-C	4	24	6.0	15	0
7t)	Gipson, Jac.	3	76	25.3	67	0
7t)	*Hooker, Ind.	3	73	24.3	32	0
7t)	McLeod, Phi.	3	67	22.3	50	0
7t)	Peters, K.C.	3	63	21.0	38	0
7t)	Quin, Det.	3	62	20.7	37t	1
7t)	McCourty, Cle.	3	59	19.7	56t	1
7t)	J. Smith, Bal.	3	58	19.3	50t	1
7t)	Carr, Bal.	3	57	19.0	33	0
7t)	Smith, Jac.	3	56	18.7	28t	1
7t)	Mills, Phi.	3	53	17.7	37t	1
7t)	Vaccaro, N.O.	3	41	13.7	30	0
7t)	Bethea, Ariz	3	37	12.3	21	0
7t)	Randall, G.B.	3	35	11.7	21t	1
7t)	Swearinger, Was.	3	32	10.7	31	0
7t)	Barron, LA-R	3	29	9.7	15	0
7t)	Smith, Min.	3	25	8.3	19	0
7t)	Kuechly, Car.	3	23	7.7	23	0
7t)	Robinson, Phi.	3	17	5.7	17	0
7t)	Hal, Hou.	3	10	3.3	7	0
7t)	Hayward, LA-C	3	7	2.3	7	0
7t)	Fuller, Was.	3	3	1.0	3	0
7t)	Shazier, Pit.	3	2	0.7	2	0

NFL / LEADERS IN SACKS

Rank	Player, Team	Sacks
1t)	Campbell, Jac. (DE)	11.5
1t)	Lawrence, Dal. (DE)	11.5
3)	Bosa, LA-C (DE)	10.5
4t)	Griffen, Min. (DE)	10.0
4t)	Jones, Ariz (LB)	10.0
6)	Ngakoue, Jac. (DE)	9.0
7)	Ingram, LA-C (LB)	8.5
8t)	Clayborn, Atl. (DE)	8.0
8t)	Clowney, Hou. (LB)	8.0
8t)	Jordan, N.O. (DE)	8.0
8t)	Miller, Den. (LB)	8.0
12t)	Houston, K.C. (LB)	7.5
12t)	Peppers, Car. (DE)	7.5
12t)	Suggs, Bal. (LB)	7.5
15t)	Heyward, Pit. (DE)	7.0
15t)	Hicks, Chi. (DE)	7.0
15t)	Kerrigan, Was. (LB)	7.0
15t)	Perry, G.B. (LB)	7.0
19t)	Addison, Car. (DE)	6.5
19t)	Bennett, Sea. (DE)	6.5
19t)	Fowler, Jac. (DE)	6.5
22t)	Atkins, Cin. (DT)	6.0
22t)	B. Graham, Phi. (DE)	6.0
22t)	Irving, Dal. (DT)	6.0
22t)	Morgan, Ten. (LB)	6.0
22t)	Wake, Mia. (DE)	6.0
22t)	Williams, Pit. (LB)	6.0
22t)	Zettel, Det. (DE)	6.0
29t)	*Lawson, Cin. (DE)	5.5
29t)	Mack, Oak. (DE)	5.5
31t)	Donald, LA-R (DE)	5.0
31t)	Hunter, Min. (DE)	5.0
31t)	Jackson, Jac. (DT)	5.0
31t)	Judon, Bal. (LB)	5.0
31t)	McCain, LA-C (DE)	5.0
31t)	McCoy, T.B. (DT)	5.0

WEEK 11 / THROUGH SUNDAY, NOVEMBER 19, 2017**NFL / FUMBLE RECOVERIES**

Rank	Player, Team	TotRec	OffRec	DefRec
1)	McCown, NY-J	6	6	0
2)	Winston, T.B.	5	5	0
3t)	Brissett, Ind.	4	4	0
3t)	David, T.B.	4	0	4
3t)	Flacco, Bal.	4	4	0
3t)	Wilson, Sea.	4	4	0
7t)	Brees, N.O.	3	3	0
7t)	Cousins, Was.	3	3	0
7t)	Erickson, Cin.	3	3	0
7t)	Glennon, Chi.	3	3	0
7t)	Manning, NY-G	3	3	0
7t)	Raymond, NY-J-NY-G	3	3	0
7t)	A. Smith, K.C.	3	3	0
7t)	Wentz, Phi.	3	3	0
15t)	*Adams, NY-J	2	0	2
15t)	*Agnew, Det.	2	2	0
15t)	Andrews, N.E.	2	2	0
15t)	Apple, NY-G	2	0	2
15t)	Benjamin, LA-C	2	2	0
15t)	Burns, Pit.	2	0	2
15t)	Campanaro, Bal.	2	2	0
15t)	Clowney, Hou.	2	0	2
15t)	Cowser, Oak.	2	0	2
15t)	*Dawkins, Buf.	2	2	0
15t)	Ellington, Hou.	2	2	0
15t)	Fowler, Jac.	2	0	2
15t)	Ginn, N.O.	2	2	0
15t)	Grant, Mia.	2	2	0
15t)	Harris, Min.	2	0	2
15t)	Havenstein, LA-R	2	2	0
15t)	Hicks, Chi.	2	0	2
15t)	Hill, K.C.	2	2	0
15t)	Ingram, LA-C	2	0	2
15t)	Jones, Mia.	2	0	2
15t)	*Kizer, Cle.	2	2	0
15t)	Lawrence, Dal.	2	0	2
15t)	*McKenzie, Den.	2	2	0
15t)	Mingo, Ind.	2	0	2
15t)	C. Moore, Bal.	2	2	0
15t)	Morgan, Ten.	2	0	2
15t)	Mosley, Bal.	2	0	2
15t)	Newton, Car.	2	2	0
15t)	Palmer, Ariz	2	2	0
15t)	Pierce, Bal.	2	0	2
15t)	Reed, Was.	2	2	0
15t)	Reedy, T.B.	2	2	0
15t)	Richard, Oak.	2	2	0
15t)	S. Richardson, Sea.	2	0	2
15t)	Rivers, LA-C	2	2	0
15t)	Roberts, Atl.	2	2	0
15t)	Rollins, G.B.	2	0	2
15t)	Smith, Jac.	2	0	2
15t)	*Trubisky, Chi.	2	2	0
15t)	Trufant, Atl.	2	0	2
15t)	*White, Buf.	2	0	2
15t)	Whitehead, Det.	2	0	2
15t)	S. Williams, Cin.	2	0	2

WEEK 11 / THROUGH SUNDAY, NOVEMBER 19, 2017**NFL / OFFENSIVE FUMBLE RECOVERIES**

Rank	Player, Team	Ret	Yards	Avg	Long	TD
1)	McCown, NY-J	6	0	0.0	0	0
2)	Winston, T.B.	5	0	0.0	0	0
3t)	Brissett, Ind.	4	0	0.0	0	0
3t)	Flacco, Bal.	4	0	0.0	0	0
3t)	Wilson, Sea.	4	0	0.0	0	0
6t)	Brees, N.O.	3	0	0.0	0	0
6t)	Cousins, Was.	3	0	0.0	0	0
6t)	Erickson, Cin.	3	0	0.0	0	0
6t)	Glennon, Chi.	3	0	0.0	0	0
6t)	Manning, NY-G	3	0	0.0	0	0
6t)	Raymond, NY-J-NY-G	3	0	0.0	0	0
6t)	A. Smith, K.C.	3	0	0.0	0	0
6t)	Wentz, Phi.	3	0	0.0	0	0
14t)	Ellington, Hou.	2	4	2.0	4	0
14t)	*Agnew, Det.	2	0	0.0	0	0
14t)	Andrews, N.E.	2	0	0.0	0	0
14t)	Benjamin, LA-C	2	0	0.0	0	0
14t)	Campanaro, Bal.	2	0	0.0	0	0
14t)	*Dawkins, Buf.	2	0	0.0	0	0
14t)	Ginn, N.O.	2	0	0.0	0	0
14t)	Havenstein, LA-R	2	0	0.0	0	0
14t)	Hill, K.C.	2	0	0.0	0	0
14t)	*Kizer, Cle.	2	0	0.0	0	0
14t)	*McKenzie, Den.	2	0	0.0	0	0
14t)	C. Moore, Bal.	2	0	0.0	0t	1
14t)	Newton, Car.	2	0	0.0	0	0
14t)	Palmer, Ariz	2	0	0.0	0	0
14t)	Reedy, T.B.	2	0	0.0	0	0
14t)	Richard, Oak.	2	0	0.0	0	0
14t)	Rivers, LA-C	2	0	0.0	0	0
14t)	Roberts, Atl.	2	0	0.0	0	0
14t)	*Trubisky, Chi.	2	0	0.0	0	0
14t)	Reed, Was.	2	-2	-1.0	0	0
14t)	Grant, Mia.	2	-13	-6.5	0	0

NFL / DEFENSIVE FUMBLE RECOVERIES

Rank	Player, Team	Ret	Yards	Avg	Long	TD
1)	David, T.B.	4	21	5.3	21t	1
2t)	Clowney, Hou.	2	71	35.5	49	1
2t)	Fowler, Jac.	2	53	26.5	53t	1
2t)	Smith, Jac.	2	52	26.0	52	1
2t)	*White, Buf.	2	52	26.0	52t	1
2t)	Ingram, LA-C	2	39	19.5	39t	1
2t)	Jones, Mia.	2	38	19.0	38t	1
2t)	S. Richardson, Sea.	2	20	10.0	20	0
2t)	Mosley, Bal.	2	18	9.0	18	0
2t)	Trufant, Atl.	2	15	7.5	15t	1
2t)	Whitehead, Det.	2	5	2.5	5	0
2t)	*Adams, NY-J	2	0	0.0	0	0
2t)	Apple, NY-G	2	0	0.0	0	0
2t)	Burns, Pit.	2	0	0.0	0	0
2t)	Cowser, Oak.	2	0	0.0	0	0
2t)	Harris, Min.	2	0	0.0	0	0
2t)	Hicks, Chi.	2	0	0.0	0	0
2t)	Lawrence, Dal.	2	0	0.0	0	0
2t)	Mingo, Ind.	2	0	0.0	0	0
2t)	Morgan, Ten.	2	0	0.0	0	0
2t)	Pierce, Bal.	2	0	0.0	0	0
2t)	Rollins, G.B.	2	0	0.0	0	0
2t)	S. Williams, Cin.	2	0	0.0	0	0

WEEK 11 / THROUGH SUNDAY, NOVEMBER 19, 2017

Team/Offense Rank (Within League)

BAL	BUF	CIN	CLE	DEN	HOU	IND	JAX	KC	LAC	MIA	NE	NYJ	OAK	PIT	TEN		ARI	ATL	CAR	CHI	DAL	DET	GB	LAR	MIN	NO	NYG	PHI	SF	SEA	TB	WAS
31	27	32	29	18	12	28	9	6	15	30	2	25	21	11	20	TYds/G	19	8	17	26	14	16	23	4	5	1	24	3	22	7	13	10
32	27	29	31	26	17	28	16	2	10	30	3	19	11	12	18	TYds/P	21	4	20	22	14	15	24	5	8	1	25	6	23	9	13	7
14	11	32	22	15	6	24	1	10	25	29	16	20	27	18t	12	RYds/G	31	13	7	5	4	28	18t	9	8	3	26	2	21	23	30	17
21	16	32	12	17	11	28	4	3	24	26	22	19	13	27	10	RshAvg	31	7	14	6	2	30	9	15	18	1	20	5	8	25	29	23
32	30	29	28	18	17	25	27	10	13	20	1	24	14	8	21	PsYd/G	5	11	22	31	26	6	23	9	12	2	19	15	16	3	4	7
32	24	17	31	27	16	23	18	6	11	26	3	21	14	7	19	PasAvg	15	4	20	28	22	13	29	2	5	1	25	9	30	10	12	8
26	20	22	32	31	27t	14	13	7	10	29	1	19	18	24	30	%HdInt	23	21	27t	17	12	3	25	2	5	6	9	8	15	11	16	4
13	28	26	23	24	29	32	10	19	3	7	12	30	5	4	21	Sac/PP	17	8	16	25	14	27	31	6	1	2	11	20	22	15	9	18
25	29	32	19t	19t	3t	30	12	9t	14t	26	1	31	23	8	24	1D/Gm	14t	7	6	28	9t	21	13	14t	5	2	27	3t	22	17	9t	18
31	13	30	32	7	21	17	16	11	25	26	5	19t	9	18	24	3D Eff	19t	8	1	27	6	15	14	2	4	10	29	3	28	12	23	22
7t	23	10t	5t	25t	10t	31t	3	25t	10t	30	10t	5t	19t	24	10t	4D Eff	21	25t	22	10t	10t	31t	7t	25t	29	1	17	2	18	7t	19t	4
2	10	8t	27	12	7	32	14	18	16	21	5	26	28	24	8t	PR Avg	30	15	23	19	29	1	13	17	4	22	25	3	11	20	6	31
2	14	15	6	7	20	8	16	10	30	18	3	26	9	32	25	KR Avg	27	24	19	11	4	31	12t	1	5	28	23	17	29	21	12t	22
15	14	10	6	24	3	19	29	23	4	16	30	7	2	26	1	GPntAv	13	21	9	5	27	28	22	11	32	8	25	12	20	18	31	17
18	14	20	13	24	9	6	27	22	15	17	26	8	2	28	1	NPntAv	29	10	5	25	11	19	7	3	23	12	32	16	4	21	30	31
17t	19	29	32	24	6	25	8	7	15	31	4	23	20t	13	14	Pts/Gm	26	16	17t	27t	9	5	20t	2	10	3	30	1	27t	12	22	11
13	7	21t	31	26	14t	4	21t	2	32	5	8	21t	14t	9	16	FG%	30	17t	3	29	11t	11t	24	1	10	19	27	20	6	25	28	17t

Opponent/Defense Rank (Within League)

BAL	BUF	CIN	CLE	DEN	HOU	IND	JAX	KC	LAC	MIA	NE	NYJ	OAK	PIT	TEN		ARI	ATL	CAR	CHI	DAL	DET	GB	LAR	MIN	NO	NYG	PHI	SF	SEA	TB	WAS
6	25	12	9	3	20	30	1	28	22	17	32	21	26	4	14	TYds/G	19	8	2	11	15	23	18	16	5	13	31	7	27	10	29	24
4	22	2	8	5	25	31	1	27	16	23	32	17	30	6	12	TYds/P	14	7	11	13	18	24	19	15	3	20	28	9	21	10	29	26
26	24t	27	6	4	7	15	16	29	32	14	24t	23	18	8	5	RYds/G	10	17	3	12	22	19	11	28	2	21	30	1	31	9	13	20
17	21	11	1	2	5	15	26	29	31	20	32	16	19	18	4	RshAvg	6	22	10	9	28	25	8	27	3	30	24	7	13	14	12	23
2	24	7	15	5	26	30	1	28	8	17	32	16	27	3	21	PsYd/G	22	6	4	12	13	20	18	10	11	9	29	19	23	14	31	25
3	19	2	21	14	28	32	1	22	7	23	27	18	31	4	15	PasAvg	17	5	10	16	11	20	24	12	6	13	29	8	26	9	30	25
1	11	22	24	26	9	18	2	13	6	30	21	12	32	3	17	%HdInt	16	31	27	29	28	8	20	4	19	10	23	5	25	15	14	7
5	31	8	18	16	13	23	1	26	7	25	27	24	29	2	28	Sac/PP	19	6	4	3	11	21	20	9	14	10	32	15	22	12	30	17
6	30	18t	11t	4	7t	26t	1t	32	15t	18t	29	25	15t	3	28	1D/Gm	13	17	1t	11t	23t	22	18t	10	9	7t	26t	5	31	14	23t	21
5t	24	28	13	3	8	22	4	17	20	16	25	18	31	5t	5t	3D Eff	29	15	9	12	26	10t	19	14	1	21	27	2	30	10t	32	23
7t	22t	7t	19t	7t	15	24	1t	22t	7t	7t	18	3	19t	4t	27	4D Eff	16	28	4t	30	17	25t	31	21	25t	7t	6	7t	32	7t	1t	29
23	4	28	25	26	30	7	16	8t	20	18	6	21	12	22	19	PR Avg	27	14	10	32	2	13	8t	5	3	29	31	15	1	17	11	24
4	18	15	1	32	21	3	20	5	29	10	6	19	12t	16	31	KR Avg	7	14	11	27	22	12t	24	17	26	30	23	25	28	2	9	8
11	1	25	15	26	27	29	17	3	21	24	7	14	13	4	32	GPntAv	12	28	22	30	18	20	5	2	10	9	6	19	23	16	31	8
7	2	5	12	13	20	31	14	3	15	28	6	17	24	25	32	NPntAv	27	18	26	30	23	1	9	4	11	10	19	8	16	21	29	22
3	23	12	27t	27t	30	32	1	14	9t	25t	13	16	21t	2	24	Pts/Gm	25t	11	5	15	20	19	18	7	4	9t	21t	8	29	6	17	31
22t	30	21	13t	24	29	8t	28	11	15t	3	2	4	15t	12	31t	FG%	31t	15t	18t	26	8t	5	20	1	25	7	8t	22t	27	18t	13t	6



FEATURE CLIPS

TITANS OWNER LIKES PROGRESS, WANTS TO TAKE NEXT STEP

BY JIM WYATT
TITANS ONLINE
MARCH 28, 2017

PHOENIX — Titans controlling owner Amy Adams Strunk feels the love, from the team's fans and other NFL owners.

She's appreciative. She also wants to keep the momentum going.

"The fans have been like, 'Way to go Amy. Keep it up. We love what you are doing with the team,'" Strunk said on Monday from the NFL owners meetings. "And I hope when I'm with them it comes across as genuine, and that I enjoy being out there talking to them.

"It is so exciting when I talk to people and they are so encouraging. You do all this hard work, and it is just so nice that the fans appreciate how this team is progressing. They see the progress and we want to keep it going."

The progress has been easy to see.

At the owners meetings a year ago, Strunk talked about her vision under recently hired general manager Jon Robinson, head coach Mike Mularkey and a team with some key free agent additions. She talked with optimism about the franchise moving forward.

Then the Titans went out and tripled the team's win total from the previous season, winning nine games in 2016.

So far this offseason the Titans have added seven free agents – including three players expected to start on defense – while retaining several of their own free agents. Strunk likes the direction the team is headed with the NFL Draft approaching.

"Jon is going to keep adding pieces, which is going to hopefully help this team take the next step," Strunk said. "I like what we've done in free

agency, I think it is great. Jon has a plan, and there's a process. He's thinking years ahead about how he is fitting in these pieces now, and what we are going to have to do in the future.

"Looking ahead, if everyone keeps doing their part, this team is going to keep progressing and hopefully take that next step."

Strunk, who took over as the team's controlling owner in 2015, has made significant changes in the past few years. She said she's been thrilled with the pairing of Robinson and Mularkey. Strunk opted to retain Mularkey, named interim head coach during the 2015 season, on a permanent basis in January of 2016. He helped change the mindset – and results – last season.

"I thought this would be a good partnership, and it's turned out even better," Strunk said of Robinson and Mularkey. "Because not only professionally do they mesh well, but personally they mesh well, too."

The Titans have also made key acquisitions in free agency, and there have been significant upgrades at Nissan Stadium and Saint Thomas Sports Park in the past year.

Along the way, Strunk has gotten to some of the league's owners better as well.

Patriots owner Robert Kraft and Chiefs owner Clark Hunt recently praised Strunk, and the work she's done in Tennessee.

"I am a big fan of the owner down there," Kraft said of Strunk. "I think she is trying to do the right things. ... She's making a great effort, and I know how important winning is to her, and also to running the organization in the best way she can to support the fans down there.

"And she seems willing to make the commitments that need to be done, and I think that is all you can ask for."

Hunt, who has been involved in the leadership of the Chiefs for more

than a decade, said he's also been impressed with Strunk's approach to running the franchise since taking over.

"Having faced the Titans on the field this year and unfortunately coming out on the wrong side of that, I think she is doing a fantastic job with team," Hunt said of Strunk. "I think the team has a very bright future, and you really have to give her a lot of credit for that.

"She is somebody who has been around the business for a long time, and she understands the issues. She has been very, very committed. I know she is very, very involved and very passionate about the Titans."

Strunk, recently named to the Hall of Fame board of trustees, said she's appreciative of how owners have embraced her at league meetings.

"I try not to be pushy, but I want them to know I am doing my best to get the Titans back on track, and I am going to be a good partner," Strunk said. "Hopefully they are seeing that and appreciate that the Titans are making progress.

"It is just nice to see other owners take notice of the Titans, and they've said some very nice things, about how we're at the door. We're knocking."

During a break in between meetings on Monday at the Biltmore Hotel, Strunk touched on a number of other topics regarding the Titans.

Strunk said she's talked to quarterback Marcus Mariota this offseason, and wished him well in his recovery process. Mariota suffered a fractured fibula in December at Jacksonville, and underwent surgery. He's spent a good portion of the offseason rehabbing the injury in Oregon.

Mariota is currently back home in Hawaii, no longer in the cast and walking boot he was forced to wear for several months.

"I have talked to Marcus a couple of times and I know he is working hard

to get back,” Strunk said. “When he was first injured I was all upset and he was like, “Aw Amy, it’s OK.” But that’s Marcus. He is going to work hard and he is going to be back.”

Strunk said she was happy to see so many Titans in the Pro Bowl in January. Running back DeMarco Murray, tight end Delanie Walker, tackle Taylor Lewan, defensive lineman Jurrell Casey and linebacker Brian Orakpo all made it on the heels of a 9-7 season.

“I was so proud,” Strunk said. “All of those guys deserved it, and it’s great to get recognition from other guys in the league. Jurrell Casey set the tone. He played hard, and it was fun to see that. All the guys I was so happy for them.”

As for the upcoming NFL Draft, Strunk said she plans to be in the war room in Nashville once again for the first round, when the Titans are scheduled to make two picks – at No.5 and No. 18.

She’s also been in regular contact with Robinson about what he might do on draft night, and about the possibility of a trade.

“I ask him all the time,” Strunk said with a smile. “But his plan is evolving, and things change.

“Right now, nothing is set in stone, and as he’s said, “we’re open for business.”

###

**AMY ADAMS STRUNK
DONATES \$1M TO J.J. WATT'S
RELIEF EFFORT**

**BY CAMERON WOLFE
ESPN
AUGUST 29, 2017**

NASHVILLE, Tenn. -- Leaguewide support to help those affected by Hurricane Harvey in the Houston area is getting stronger.

Tennessee Titans controlling owner Amy Adams Strunk is donating \$1 million to Houston Texans defensive end J.J. Watt's drive on crowdfunding site YouCaring, which will go toward resources for those hit hard by the flooding.

Rockets owner reportedly ups aid as help grows

Rockets owner Leslie Alexander, who originally donated \$4 million to Hurricane Harvey relief efforts, has instead reportedly upped his pledge to \$10 million as more aid comes in from all corners of the sports world.

Cards to match pair's pledges for Houston help

The Cardinals will match the pledges of Matt Carpenter and Adam Wainwright aimed at helping Houston in its Hurricane Harvey relief efforts.

"As the person collecting it, I can promise you I'm doing everything I can to make sure this money is going directly back to the people," Watt said Tuesday from Arlington, Texas, where the Texans are working out this week. "I'm working very hard at that. I have a great group of people helping me. And I'm just going to do everything I can to make sure your money goes where it needs to go to make sure these people are getting the help they need."

Strunk is a Houston native and still has a home just outside of the city. She spent the week in Nashville and attended Titans practice Tuesday.

"The flooding and devastation to the Houston area has been painful to

watch," Strunk said in a statement. "As a native to the area, I have been so encouraged to see how the locals and the nation as a whole have come together to help one another. The NFL, at the end of the day, is a family that helps one another in times of need.

"JJ has created a dynamic where boots will be on the ground with immediate aid to those who need it. The Titans want to be a part of his effort to help the Houston community as it rebuilds. I talked with him earlier today and he was very appreciative. We discussed his plans and I know he is determined to help as many people as he can."

Watt said it was "hard to put it into words" his feelings about Strunk's donation, calling the pledge "remarkable."

"From a team in our division, one of our rivals, willing to go above and beyond football -- above and beyond anything -- and donate \$1 million, it's incredible. And it just speaks to humanity, it speaks to the good in people," he said.

"So I can't say thank you enough to the Titans organization and everybody over there and Mrs. Strunk. But also everybody that's donating \$5, \$10. Everybody's donating whatever they can. I realize money's not easy to come by. So whatever people are donating, however generous they're being, it's unbelievable. We started out trying to raise \$200,000 for this, and we're over \$3.25 million."

The Titans Foundation donated \$25,000 to the Red Cross over the weekend to be used in the same manner.

Just after 1 a.m. ET on Wednesday, the drive had crossed the \$5 million mark, and the new goal of the fundraiser was increased to \$6 million.

"I'm trying to get semi-trucks full of water, food, clothing, cleaning supplies so that hopefully the goal is this weekend, once the floods are down and once we get back to

Houston, we drive those semi-trucks up to a few locations around the city and we start handing it out," he said.

"And that's the tentative plan at the moment."

Texans coach Bill O'Brien called Watt's efforts "incredible."

"There's really not a lot of words that can describe what he's done. And that thing that's really pretty neat about him is he's adamant about that money going towards the people that need it. And I think he's got a lot of great ideas for that money and I think he's actually putting it into action right now," O'Brien said.

And while Watt still thinks the Houston-Dallas preseason game shouldn't be played, he did get his wish that money generated from ticket sales to the exhibition finale will go to recovery efforts from the storm.

The New York Jets also made a \$1 million donation on Tuesday to the American Red Cross.

On Monday, Texans owner Bob McNair pledged a \$1 million donation to the United Way of Greater Houston Flood Relief. The NFL Foundation said it will match the \$1 million donation.

In addition, the New England Patriots announced Monday that the Kraft family is offering to match all funds donated to the American Red Cross up to \$1 million.

Other non-monetary help is being provided, too.

Houston officials said they're opening a major shelter at NRG Park, the home stadium of Watt's Texans that can accommodate up to 10,000 evacuees from Harvey.

ESPN's Sarah Barshop contributed to this report.

###

**ADAMS STRUNK NAMED
TO HALL OF FAME
BOARD**

***BY DAVID BOCLAIR
NASHVILLE POST
MARCH 10, 2017***

Tennessee Titans controlling owner Amy Adams Strunk has a clear affection for the history of football.

Thursday, she was named one of three newcomers to the Pro Football Hall of Fame Board of Trustees.

The appointment comes less than a year after she became part of the NFL's Hall of Fame committee, on which her father K.S. "Bud" Adams had served for years. Bud Adams founded the Titans as the Houston Oilers, a charter member of the American Football League, in 1960.

Also named to the Hall of Fame's board Thursday were Anthony Munoz, one of the game's greatest offensive linemen a Hall of Fame member since 1998, and Kim Metcalf-Kupres, an executive with Johnson Controls.

Adams Strunk has been the Titans controlling owner since March 2015 and serves as co-chair of the franchise's board of directors. She also is a successful businesswoman whose interests include farming and energy.

"The Hall of Fame welcomes these three extraordinarily talented individuals to the Board of Trustees," Chairman of the Board Randy Hunt said in a release from the Hall of Fame. "Their leadership will provide great benefit to our organization that is positioned for accelerated growth in the future. We look forward to Amy, Kim and Anthony's contributions to the Hall of Fame."

###

**TITANS OWNER
SKYDIVES WITH ARMY
GOLDEN KNIGHTS**

**BY JIM WYATT
TITANS ONLINE
APRIL 25, 2017**

CLARKSVILLE, Tenn. — Titans owner Amy Adams Strunk has no fear heading into this week's NFL Draft.

She proved it here on Monday morning when she jumped out of a plane – at 13,500 feet.

“Fantastic,” Strunk said not long after her feet touched the ground, a parachute behind her. “That was so much fun! Am I grinning?”

The NFL Draft is a time of high anxiety for teams, draft prospects and their families. Strunk took things to even greater heights during a skydiving adventure here at Outlaw Field. Strunk did a tandem jump with the Army Golden Knights following an invitation from the 101st Airborne Division's Brig. Gen. Scott Brower.

Strunk initially thought Brower was calling to ask her to rappel.

“When he said, 'We want you to jump out of an airplane,' my mouth flew open and my heart started beating,” Strunk said with a smile. “But then I was like, 'I'm in, let's do it.'”

Strunk did it alright.

Decked out in a yellow and black U.S. Army jumpsuit, Strunk boarded a Viking Twin Otter with other members of the Golden Knights tandem team. The aircraft lifted off the runway a little after 9 a.m.

With members of her family watching on the ground, including her husband, Bill, her son, Tommy, daughter, Tracy, and nephew Kenneth Adams IV, the aircraft circled above them, waiting for the clouds to pass.

“I guess there's no backing out now,” Bill said with a smile.

High in the sky, when a clearing of blue skies approached, Strunk jumped with Sgt First Class Joe Jones.

“You get a little flash of anxiety,” Strunk said. “But I took a deep breath, and we were off..”

“I think I tried to say ‘Titan Up’ as I went out.”

When the ripcord to the parachute was pulled at 5,500 feet, Strunk was even more visible to family members as she made her way to the ground. They cheered when she landed. Strunk immediately put on a red hat with a Titans logo.

“You landed on your feet,” commanding general Maj. Gen. Andrew Poppas told Strunk. “That was well done.”

U.S. Army Sergeant First Class Noah Watts, an assistant team leader for Golden Knights tandem who is stationed in Fort Bragg, N.C., said the group does camps across the country for what he called “Centers of Influence,” or individuals with strong ties to the community with a reputation for being supportive of the military.

Former President George Bush jumped with this group previously, Watts said, along with celebrities like Kellie Pickler, Bill Murray, Tiger Woods and Mike Rowe.

“She's smiling,” Watts said of Strunk. “She did a good job. She stood up. She followed directions.”

Col. Wayne Hertel presented Strunk with a Marauder Coin at the end of her jump.

Watts advised Strunk to go home and take a nap.

“At first, when I told my family about it, they were like, 'You're doing what?,'” Strunk said with a smile. “But everybody was excited for me, and knew it was a great opportunity. And I had a lot of fun.

“And I don't even look at it as crazy. It was a way to support our friends in the Army, in the 101st. It just seemed an easy, natural thing.”

Now, Strunk is ready for the NFL Draft.

She'll be in the War Room on Thursday night with general manager Jon Robinson, coach Mike Mularkey and others.

After jumping out of a plane, it should be a piece of cake, right?

“Like the Golden Knights, I have a lot of confidence in Jon Robinson and Mike Mularkey,” Strunk said. “I don't have nerves there. I know those guys are going to come away with some great players and we are just going to keep improving.

“But what a way to kick off draft week, right? It's going to be a great week.”

###

HOW TITANS GM JON ROBINSON TURNED ALMOST EVERYTHING TO GOLD IN FIRST YEAR

BY JASON WOLF
THE TENNESSEAN
JANUARY 15, 2017

PAGE: 1C

Jon Robinson tried not to think about the previous day, when Marcus Mariota broke his leg in a blowout loss to the Jaguars and the Titans were eliminated from playoff contention with a week remaining in the regular season.

It was Christmas morning.

“I try as best as possible to leave work at work,” the Titans’ general manager said later. “I don’t see my family a lot during the fall. It’s a lot of early mornings and late nights. That’s ‘Santa Claus has come’ and you try to put (football) aside and you enjoy what Christmas is about for what the true meaning of Christmas is, and talk through that with the kids, the birth of our savior, and then watching them dive into the presents and all that good stuff.”

But his mind raced.

We’ve got to do this. We’ve got to do that.

A year ago Saturday, Robinson was hired as general manager of his home state NFL team, the gift of a lifetime after his playing career turned coaching career turned scouting career.

Robinson worked his way from the high school football fields of rural West Tennessee to a brief stint with the Air Force Academy, where he re-evaluated what he wanted out of his life and career, then from the I-AA college ranks up through the NFL, relentlessly grinding from area scout to Bill Belichick’s inner circle over the course of 12 years with the Patriots, then on to the Buccaneers before smiling for cameras with a Titans helmet in hand.

He inherited a considerable mess, a franchise that had won five games over the previous two seasons combined, but also the means to clean it up. A young franchise quarterback in Mariota. The No. 1 overall pick in the draft. And a head coach in Mike Mularkey who shared his vision of a hard-nosed, run-first approach and already had deep knowledge of the roster, helpful as Robinson tried to figure out how to make the pieces fit.

Robinson, the apparent King Midas of general managers, recounted his first year with the Titans in a recent interview with The Tennessean, looking back at his shrewd trades, thoughtful free agent signings and a superb initial draft class that restored respectability to a franchise that had become a league doormat, and set the stage for another offseason of growth. It began with an introductory press conference on his 40th birthday.

“It was a very special day, seeing my family there, my old high school coach, a lot of people that were close to me,” Robinson said. “To be back in Nashville, in my home state, really working for the team that I had longed to work for in the role that I was being named for, I don’t know that I could have written or scripted it any better. It was a very surreal moment.”

Robinson sat alongside Mularkey, who endeared himself to Titans controlling owner Amy Adams Strunk despite his lousy record as head coach of the Bills and Jaguars, and having won just two of nine games as the team’s interim coach the previous season. Mularkey was retained just two days after Robinson’s hire, a move criticized in some quarters as uninspired, and led to legitimate questions about Robinson’s power within the organization.

It would take him just eight weeks to attain rock star status.

The Titans claimed national headlines by acquiring running back DeMarco Murray from the Eagles for a mere swap of fourth-round draft picks. Murray, the 2014 NFL rushing champ, was coming off a disappointing season in Philadelphia. But in his new home, in Mularkey’s scheme, he’d lead the AFC in rushing yards.

A month later, with the benefit of a franchise quarterback already on the roster, Robinson traded the No. 1 overall pick in the 2016 draft to the Rams for a “king’s ransom,” including the 15th overall pick, two second-round selections and a first rounder in 2017.

The deal rates among the most impactful in Titans history.

“I think having that first overall pick was somewhat daunting when I first took over the job,” Robinson said. “You’ve got the pick of the litter. Your margin for error is not real high there. You can pick any player in the draft. You’ve got the key to the kingdom as it relates to the draft. I think in the end we found a willing trade partner there in L.A. and were able to craft a deal that made sense for both of us and kind of got us out of that spot and down. And in doing so, we accumulated some draft currency.”

Robinson then traded with the Browns to move up to the eighth pick, where he drafted right tackle Jack Conklin, who became just the second rookie offensive lineman named All-Pro by The Associated Press since the AFL-NFL merger.

Oh, and that 2017 first-round pick acquired from the Rams?

It’s the fifth overall.

In between came a steady stream of less high-profile, but important decisions.

Additions in center Ben Jones, wide receivers Rishard Matthews and Tajae Sharpe, cornerback Brice McCain, running back Derrick

JON ROBINSON

Henry, tackle Dennis Kelly, safeties Rashad Johnson and Kevin Byard.

Subtractions in safety Michael Griffin, running backs Bishop Sankey and Dexter McCluster, tackle Jeremiah Poutasi, wide receivers Justin Hunter and Dorial Green-Beckham.

All-in-all, more than 20 new faces on the team's 53-man roster.

Mularkey recounted his first interaction with Robinson.

"I stepped away and told my wife, I said, 'This can work out just based on one phone call.' I think he felt the same way after one conversation," Mularkey said, "that we wanted the same kind of player, we wanted the same mentality when we took the field. It's very ironic."

Vegas set the Titans' over/under at 5½ victories.

They ended the season with a 9-7 record, their first winning mark since 2011 and triple the win total of a year ago, when 3-13 tied for the worst record in the league. The six-win improvement tied for the largest single-season turnaround in franchise history.

Five Titans were named to the Pro Bowl. Three more were tabbed alternates.

But it was a disappointing finish.

Tennessee was in position to win the AFC South and make the playoffs for the first time since 2008. The Titans needed only to defeat the miserable Jaguars, who had two victories and just fired their head coach, and then the Texans, who had just benched their starting quarterback.

But they faceplanted on the first hurdle.

They won the finale against Houston, which had clinched the division and rested some starters.

"I don't know that I'd grade myself," Robinson said last week,

just hours before Strunk called to promote him to executive vice president and general manager. "We came in with a philosophy, Mike and I, we talked about the type of player we wanted to add to the football team, we talked about the style of football that we wanted to play, we talked about changing the culture here. We talked about a lot of things that were going to be different, and then we started to validate a lot of that with the moves that we made, with the trades that we made, with the free agents that we signed.

"And then Amy and her family, over the course of the summer, in backing us with the facility upgrades, a new bubble, a new locker room. All of that coupled together, there was a belief in the locker room, which the players are the ones who go out and make the plays. I have no bearing on how they go out and execute the plays. But they believed in what we were doing. They bought into philosophically what we wanted to be about. They took to the coaching that Mike and his staff implemented. And I think we made some progress."

The Titans have two first-round and two third-round picks in the upcoming draft and should have more than \$70 million in cap space, one of the largest reserves in the NFL, vital tools as Robinson continues to remake the franchise and build upon what he started a year ago.

He looks back on his moves with a critical eye.

"Is there something more that I could have done? Not necessarily different, but more?" he said. "It's a competitive side, (a drive) to do whatever we've got to do within the confines of the picks that we have and the money that we have to spend in free agency to make the team better."

Each morning, Robinson leaves home and heads to the practice

facility, the skyline coming into view as he drives along the highway.

He marvels at the sight.

"It's hard to believe that I'm driving through Nashville to work for the Titans in the role that I have," Robinson said. "Then when I get in the building — I was thinking about it the other day when I pulled in — it's not work to me, because I enjoy what I do so much. I love watching players, I love working with football people. I round the corner and see the fireball (logo) and still get goosebumps. I'm a pretty lucky guy."

Robinson owns two Super Bowl rings from his time with the Patriots. He doesn't look at them often, choosing to keep them stashed away, but will occasionally wear them to fundraisers.

What would it mean to have one with a Titans logo?

"Ohhhhh," he said and paused. "I don't know that you could really put that into words."

But that's what all his efforts are for, the early mornings, the late nights, the long stretches away from family, the bold trades and prudent signings and wise selections in the draft.

"That's what it says in the hallway. One team, one goal," Robinson said. "One team, one goal. That's what we strive to do. That's why we ultimately show up to work every day, is to hopefully one day stand on top of the podium and hoist that trophy and say, 'It's coming home to Nashville.'"

JON ROBINSON

Hometown: Union City, Tenn.

Birthday: Turns 41 on Wednesday

Survived: Kidney disease "nephritis" in fourth grade, which left him comatose for several days

Married: To wife Jaimie in 2002

Children: Daughters Taylor Brooke and Bailey Rae

High school: Union City (1994 graduate)

Signed with: Air Force Academy (1994)
Transferred to: Southeast Missouri State (1995-98)
Played: Defensive line and linebacker

Coaching career

Southeast Missouri State (1998)
Nicholls (La.) State (1999-2001)

Scouting career

New England Patriots: Area scout (2002-05), Regional scout (2006-07), Assistant director of college scouting (2008), Director of college scouting (2009-13)
Tampa Bay Buccaneers: Director of college scouting (2014-15)
Tennessee Titans: General manager (2016-present)

Notable moves with Titans

Signed

Cornerback Brice McCain, center Ben Jones, wide receiver Rishard Matthews, quarterback Matt Cassel, nose tackle Al Woods, inside linebacker Sean Spence, cornerback Valentino Blake, safety Rashad Johnson.

Extended

Tight end Delanie Walker through 2018

Trades

- Received running back DeMarco Murray from Eagles for swap of fourth-round draft picks
- Sent the No. 1 overall pick in the draft, plus a fourth- and sixth-round selection to the Rams for the 15th overall pick, two second rounders (43rd and 45th overall), a third (76th), and the Rams' first-round pick and a third-round pick in 2017.
- Received the eighth overall pick and a sixth-round selection from the Browns for the 15th overall pick, a third-rounder (76th) and a 2017 second-round selection.

- Received offensive lineman Dennis Kelly from the Eagles for wide receiver Dorial Green-Beckham.

Drafted

(All remain on the team)

First round: tackle Jack Conklin (eighth overall)
Second round: linebacker Kevin Dodd (33rd), defensive lineman Austin Johnson (43rd) and running back Derrick Henry (45th)
Third round: safety Kevin Byard (64th)
Fifth round: wide receiver Tajae Sharpe (140th) and cornerback LeShaun Sims (157th)
Sixth round: guard Sebastian Tretola (193rd)
Seventh round: outside linebacker Aaron Wallace (222nd) and cornerback Kalan Reed (253rd)

Claimed

Guard Josh Kline off waivers from the Patriots.

Released

Safety Michael Griffin, running back Dexter McCluster, defensive back Marqueston Huff, wide receiver Justin Hunter, offensive lineman Jeremiah Poutasi, running back Bishop Sankey, cornerback B.W. Webb, cornerback Perrish Cox.

###

**A FATHER'S LOVE:
TITANS GM JON
ROBINSON MAKES
WINNING BID AT JDRF
GALA**

**BY JIM WYATT
TITANS ONLINE
MAY 4, 2017**

NASHVILLE, Tenn. — Card No. 486.

Titans general manager Jon Robinson held it up during a live auction at the JDRF Promise Gala, and he wasn't about to put it down. He was thinking about his oldest daughter as tears filled both their eyes, and all those impacted by Type 1 diabetes.

Robinson won more than just a painting with his \$10,000 bid that night. He provided a lasting memory for his family, and all those in attendance at the Omni Hotel the weekend before the NFL Draft.

"I guess it kind of showed a father's love and a family's love for their child, and that we are willing to fight to make her life better," Robinson said. "It was a really, really special moment for me and hopefully it impacted somebody out there to help continue to fight to find a cure. It was a really special night."

Anyone who thinks the Titans GM is aggressive in pursuing players or trades should've seen him at the 17th Annual Promise Gala.

Mary Lyn A. Schuh, Executive Director of the JDRF Middle Tennessee Chapter, got emotional retelling the story about the night Robinson refused to let anyone in the crowd of 830 outbid him for a special painting at the black tie affair.

The last item up for bid during a live auction was a "Dreams of the Future" painting inspired by 10 youth ambassadors, all of them impacted by Type 1 diabetes.

Robinson's 11-year-old daughter, Taylor, was diagnosed with Type 1

diabetes in April 2012, on Easter Sunday. She is on an insulin pump and a glucose monitoring system. Finger pricks, middle of the night searches for juice boxes to address low sugars, and daily stress are a part of the routine for Taylor and the Robinson family as they hope and pray for a cure one day. Jaimie Robinson, Jon's wife, serves on the JDRF board in Nashville, and at previous NFL stops in Boston and Tampa, the Robinsons were involved with the JDRF community as well.

Inside a triangle on the painting, Taylor penned her dream: "I want to go to Harvard and become a doctor or lawyer." Other children wrote about dreams of being a No.1 draft pick in the NFL, an athletic trainer, a veterinarian or a dermatologist. Others said simply they hoped to one day find a cure for the disease, or to simply "stop worrying" because of it.

"I want to be able to say I HAD diabetes," one child wrote.

Schuh described what happened when the item went up for bid. And when card No.486 was raised into the air.

"Jon put his bid card up, and he wouldn't put it down," Schuh said. "And so the bidding is going on, and slowly people are realizing someone over there is not putting their bid card down. And then people started realizing it was Jon, and he has this look of utter determination and love on his face, looking at his daughter. And then Taylor looks at him and sees him, and she starts crying..."

"The next thing you know Jon is walking up on stage toward Taylor, his arm is still up in the air holding the card in the air. He holds her and they are both crying on stage as he held that big card in the air. When (he won) there was a standing ovation. Everyone in the room could identify with that feeling of wanting to support their child. It was such a beautiful, beautiful moment.

"And it was very emotional. There was not a dry eye in the house. I had

all these grown men come up to me telling me they couldn't remember the last time they'd cried, and they cried."

Robinson called it a "special night."

"I didn't do it for recognition," he said. "It was really to show her how much we are willing to fight for her, and to really show everybody in attendance how passionate we are about finding a cure, not just for her but for all the kids and families affected by diabetes."

The Promise Gala raised roughly \$1.6 million for JDRF, and the money the foundation raised goes toward helping find a cure for children and adults with the disease.

Type 1 diabetes is usually diagnosed in children and young adults. Since the body does not produce insulin, those with the disease are required to take shots or use an insulin pump, in addition to regularly monitoring their blood sugars.

In addition to the \$10,000 bid, the Robinsons, who have two daughters, also made a substantial donation to JDRF.

The highest bid of the night – \$16,000 – was an opportunity to call a play in a Titans preseason game. Other Titans memorabilia, including a Marcus Mariota helmet, a VIP experience at a Titans practice, and a chance to play golf with Robinson and Titans head coach Mike Mularkey were also part of the fundraising event.

Schuh praised the Robinsons for their support, and generosity.

"That organization is making great strides and working on an artificial pancreas that will hopefully help slow the disease until we can eventually find a cure," Robinson said. "It is something we are very passionate about.

"I know there are certainly worse things that afflict families out there, but this one is one that impacts our family so we are going to do everything we can to thwart it."

###

HOW MIKE MULARKEY PROVED EVERYONE WRONG

**BY JOE REXRODE
THE TENNESSEAN
JANUARY 17, 2017**

PAGE: 1C

Mike Mularkey held a staff meeting Monday at Titans headquarters focused largely on the upcoming Senior Bowl, free agency and the team's offseason self-scouting, and with no mention of the anniversary.

It was exactly one year earlier that the Titans removed the "interim" from his head coaching title and received a lot of mockery for it.

"I didn't even know that, honest to God," Mularkey said Monday of the fact that it marked one year of permanence on his third — and by far most promising — NFL head coaching job. "Didn't realize it."

And he probably didn't think he'd spend part of Monday talking about the father he lost at 15, the grandson he adores in Detroit or the college degree he needed more than 15 years and four schools to complete. But those are all important parts of this, the story within the story of the Titans returning to relevance.

It hinges heavily on the 55-year-old Mularkey being what Titans ownership thought he was, and not what his head coaching record and the outside detractors said he was. Raise your hand with me if you have a higher opinion of him as a head coach than you did before the Titans' surprising 9-7 season.

Now raise your hand if you're still most likely to blame him when things go wrong. That's reality, especially for a franchise with a hot-shot general manager (Jon Robinson), franchise quarterback (Marcus Mariota), all-time NFL legend running the defense (Dick LeBeau) and controlling owner (Amy Adams Strunk) who has taken steps to endear herself to Nashville.

Some measure of Mularkey skepticism is ensured, and reasonable, until he can lead the franchise to a Super Bowl. But understand that he's going to get a full run at it. And that the people who most need to believe in him are quick to credit his approach for their success.

With Mularkey this season, "everybody felt like they were in the fight together," said Titans cornerback Jason McCourty, and linebacker Derrick Morgan said of him: "He's fair and he treats us like pros."

"I think the best thing that Mike Mularkey did was say he was going to do something and then did it," Titans left tackle Taylor Lewan said after a season that saw the Titans establish a physical style of play — as Mularkey said they would — and saw him bench receiver Kendall Wright before an important game against Denver because Wright was late to a team meeting.

"He gave us his word, he made a promise, and he kept it," Lewan said of the guidelines Mularkey established before the season. "And so when you see a guy in a league like this where people don't always keep their promises, to have that is pretty refreshing. And I think the players really fell in."

It's a league that approves when billionaires uproot teams if they can't get taxpayers to fund new stadiums, community and tradition be damned. It's rich in entitlement and arrogance.

So when a straightforward, soft-spoken, former ninth-round tight end — who would be teaching if he weren't coaching, who swears by life balance, who has a 27-46 record as a head coach — takes off with a third opportunity that he never thought would come, well, that makes for a story.

Thinking of home

Mularkey's father, Jack, was an Army man, a World War II veteran who later worked in the press room

of the Fort Lauderdale (Fla.) News and Sun-Sentinel. He died of cancer when Mularkey, the youngest of three children, was 15.

"I think a lot of it had to do with the ink, it really was not a good place," Mularkey said of the press room. "Plus, he was a smoker and it caught up with him."

Mularkey was in his 20s when his mother, Darlene, married Fred Gentile. Darlene is 88 and Fred is 96, and they live in Dunnellon, Fla. Mularkey said Fred has been "like a dad to me," but he has carried the loss of his father with him during his career.

"I wish he could see what we've accomplished, all of us kids," Mularkey said of an older brother who is an Army veteran and university fundraiser, and an older sister who works for Broward County schools.

Mularkey and his wife of nearly 33 years, Betsy, have two grown sons, Patrick and Shane. Patrick is pro scouting coordinator for the Detroit Lions, and Mike and Betsy were in Detroit as fast as they could get there after the season ended, to see 1-year-old grandson Waylon.

"I just have a ball when I have a chance to see him," said Mularkey, who got the game ball from tight end Delanie Walker when the Titans beat the Lions in the season's second week, then said farewell to Patrick outside the team bus.

"That was hard," Mularkey said. "As exciting as that win was, knowing I wouldn't see him again until 2017, that was a little rough on me."

The search for balance in a profession that rejects it has been a running theme for Mularkey. Though he hasn't — and won't — divulge all the reasons he walked away from the Buffalo head coaching job in 2005 with three years and \$3 million left on his deal, he said home life was "a large part of it."

And he said he has turned down jobs for the same reason, “in a couple instances where people would think I was crazy, but family is very important to me.”

Mitch Lyons can attest. Mularkey resurrected the tight end’s career as Pittsburgh’s tight ends coach in 1997, but Lyons was done after blowing a knee in 1999. He recalled visiting Mularkey in his office after that season ended.

“He pulled the door shut and said, ‘I think this is my last year,’ ” Lyons recalled. “ ‘The boys are getting older and I never get to see them.’ He was that close to leaving the game.”

But Bill Cowher soon promoted Mularkey to offensive coordinator. His inventive trickery to supplement a power approach earned him the nickname “Inspector Gadget” and laid the foundation for his head coaching opportunities.

Pittsburgh is also where Mularkey finally finished his sociology and kinesiology degree, at Duquesne University, though the degree is from the University of Minnesota — Mularkey played tight end for the Vikings from 1983 to 1988 and resumed school while starting his coaching career at Concordia College in 1993. This after a short stint as an IBM software marketing rep.

Mularkey previously had credits from the University of Florida, where he played college ball, and he took more at the University of South Florida while a Tampa Bay Bucs assistant in 1994-95.

After all that, Mularkey took part in commencement ceremonies. His young family was there.

“Just to show my kids that you can still do something at my age,” Mularkey said, and he’s still showing them.

‘More fun on this try’

Mularkey went in the ninth round to the San Francisco 49ers in 1983, but

was cut before the regular season and picked up by the Vikings. Still, he said he absorbed some of the offensive philosophy of Bill Walsh in that short time.

He played for Bud Grant and Chuck Noll, he had to block against the 1985 Chicago Bears, and he even spent a season as Nick Saban’s offensive coordinator, in 2006 with Miami. As a coach he has pushed toughness, calmly.

“Never a screamer, never that guy,” Lyons said, but Mularkey’s search for physical play extended to highlight tapes of big hits and rewards for players who punished opponents.

Just as a guy in the Steelers tight end room might be fined a buck for having his picture in the paper — no attention getters allowed — he might earn one for blocking through the whistle, or for footage of an opponent looking around for him in the open field, fearful of taking another hit.

The highlight compilations are part of Mularkey’s method in Nashville as well, as Lyons found out when he visited minicamp last May. Mularkey still uses footage of Lyons and Mark Bruener blocking from those Pittsburgh days to show his current players what he expects.

But he has changed in other ways. He did not expect to get another head coaching shot after his second stint — the 2012 season with Jacksonville, a 2-14 showing with an awful team and troubled franchise — but when he did he vowed to “have much more fun on this try.”

The Titans had daily competitions in training camp, from golfball driving to basketball to a spelling bee to beer pong — with kale smoothies instead of beer.

“He just really made football fun again,” Titans linebacker Brian Orakpo said of Mularkey. “Everybody being loose but everybody still being held accountable.”

Mularkey spent part of Monday coming up with ideas for new games, for a team that will have the talent to make the playoffs and then some. He spent none of it gloating.

“No redemption, no ‘I told you so,’ I don’t have any of that,” he said. “I just love my job, love what I’m doing, love that I get a chance to do it again. Amy has been tremendous, and Jon and I hit it off from day one, which to me is a blessing. I don’t know how it happened, but it happened.”

###

**IBM TO NFL: 25 YEARS
LATER, MIKE MULARKEY
BACK AT THE BILTMORE**

**BY JIM WYATT
TITANS ONLINE
MARCH 30, 2017**

PHOENIX – When Titans coach Mike Mularkey’s vehicle pulled into the pristine grounds at the Arizona Biltmore here this week, he couldn’t help but smile.

It brought back memories from 25 year ago, when Mularkey was at the same hotel for a conference. He was a software marketing rep for IBM at the time, desperately hoping to land a job in the NFL.

“This is the first time I’ve been back since,” Mularkey said. “To think about it, and to think about everything that’s happened since, it really is amazing.”

Mularkey, set to begin his second season as Tennessee’s head coach, is here for this week’s NFL owners meetings. He’s attended functions during the week along with other members of the team’s front office. At night, he’s spent time on property alongside his wife, Betsy.

Mularkey has the Titans heading in the right direction. The team tripled its win total in 2016 with a 9-7 mark, and there’s plenty of optimism about the future.

Here on Tuesday, Mularkey took a few moments to reflect on his trip to the Biltmore in 1992. He was in his early 30s at the time.

“I was a software marketing rep, based in Minneapolis,” Mularkey said. “They had an annual meeting and I came out here for it, just like this time (for the owners meetings).”

“I was trying to get into coaching back then, but I had to make a dollar, so I was working for IBM. I was working with companies in the Minneapolis area selling our software.”

Mularkey, who played tight end at the University of Florida and then spent nine seasons in the NFL with the Vikings (1983-88) and Steelers (1989-91), coached offensive line at Concordia College while working at IBM.

“But this is what I wanted to back then – to coach in the NFL,” Mularkey said. “And the guy that hired me (at Concordia) knew I wanted to be a coach in the NFL, and he allowed me (to work at IBM). He allowed me to leave work, go do my job at the college coaching the o-line. He knew my intent.”

Mularkey eventually landed an NFL job as a quality control coach with the Tampa Bay Buccaneers in 1994, and a year later he coached the tight ends in Tampa Bay. Mularkey worked his way up to being an offensive coordinator before getting a chance to be a head coach, first with the Bills, then with the Jaguars, before he landed in Tennessee.

As he retraced his footsteps this week – on crutches and in a cast after recent surgery – Mularkey couldn’t help but get a little sentimental. His life has changed, and the property has grown as well.

Mularkey said he’s thankful for the position he’s in now, in Tennessee. He’s also thankful for the experience at IBM.

“I enjoyed what I did (at IBM), I really did,” Mularkey said. “I had to get up in front of large groups, and I think I did a nice job. For not knowing or understanding the product when I first got in, I think I did a good job of marketing it.”

“A lot has changed since. I certainly like being in the NFL more than with IBM, but that experience helped me. I was honest then like I am now. If I didn’t know something about the product, I always told them: ‘I don’t know, but I’ll get back to you.’ And I always got back to people.”

“But what I am doing now, this is what I always wanted to do.”

###

**LEGENDARY TALES
ABOUT DICK LEBEAU,
THE NFL'S GREATEST
STORYTELLER**

**BY CAMERON WOLFE
ESPN
NOVEMBER 16, 2017**

PITTSBURGH -- Let's talk about Dick LeBeau.

Most who know of the Tennessee Titans defensive coordinator marvel either at his longevity (59 consecutive NFL seasons as a player or coach) or his Hall of Fame playing and coaching career (62 career INTs, two-time Super Bowl champion, creator of the zone blitz). Those who know him well describe his role as a father figure, a teacher and a storyteller. Those who have played for him rave about his ability to relate even as an 80-year-old man coaching a roster full of 20-somethings. Those who have coached with him speak about the serenity in which he leads and the wisdom he bestows upon those who surround him.

Titans cornerback Logan Ryan summed up the feeling of most who have spent time with LeBeau: "You don't know how good of a human being he is until you meet him. He's genuinely a good guy who has no bad days."

So for those who haven't met him, ESPN gathered an assortment of memories and stories about LeBeau, perhaps the NFL's greatest storyteller:

'I wanted to cry'

Ike Taylor, former CB and NFL Network analyst, Steelers 2003-14: "We were playing at the New York Jets [in 2007]. Dickie told me coming out of a TV timeout he was going to put me in a soft coverage. He goes, 'Trust your eyes because I have a feeling they're going to do a trick play.' I shrugged Dickie off. I hit him with the 'Yeah, yeah.' Well, they did a flea-flicker. Speedy Laveranues Coles lined up on my side. I bit on the play-action run. By

the time, I saw the running back pitch it back, Coles got behind me. It was an 'Oh shoot' moment. He took it to the 1-yard line. Then they scored. I could feel Coach LeBeau looking at me from about 70 yards away. I tried to be the last person on the field to get to that sideline. He looked at me the whole way with an assassin look. My whole insides were hurting. I let down the team, but more importantly, I let Dickie down by ignoring him. He's seen everything, but I was being disobedient. He said this to me calmly, 'We can't win ballgames with you playing like this,' and walked off. I wanted to cry."

Legend in Pittsburgh

Cam Heyward, DL, Steelers 2011-Present: "I still miss him saying, 'What's up, Buckeye? How you doing?' ... It's weird to see him with something other than a Steelers uniform on. I'd like to think a lot of our character is made [from him]. Some of these younger guys don't really know about him, but if you spent one or two or three or four years with him, I'd like to think you grew up with him. A lot of our characteristics are Dick LeBeau-driven. Even some of our goals and stuff, they are still coach LeBeau and the way he wanted it because our coaches were under him. I think his imprint is a lasting imprint that our defense wants to reach."

Brice McCain, CB, Steelers 2014, Titans 2016-present: "It was different in Pittsburgh. When he walked through the room or started talking, everybody went quiet. You could hear crickets. No after-talk. It was weird to me at first. He was a legend in Pittsburgh. You immediately recognized how important he was to the team and franchise."

Meet me at Outback

Logan Ryan, CB, Titans 2017: "When I signed here, we went to a dinner with all the free agents that signed. Coach [Mike] Mularkey, [general manager] Jon Robinson, LeBeau and [offensive coordinator] Terry Robiskie were there. I brought

my wife. So my wife and LeBeau were laughing. They hit it off talking about Outback Steakhouse, they both love Outback Steakhouse, and completely non-football stuff. My wife was like, 'I love LeBeau.' I was like, 'Do you know who that is? He's a Hall of Famer.' She was just talking about him as a person. It's a cool that he's a Hall of Fame coach and a great football mind, but he can have a conversation with my wife and make her feel comfortable about Outback Steakhouse."

Taylor: "Dickie was a Caucasian male doing Motown in Detroit. Everybody knew him from the Jacksons to Marvin Gaye. People don't even know Dick LeBeau has an album out. He can play the guitar. People don't know Dickie can sing. People don't know Dickie is a pool shark, and if you want to play him in cards, you're going to lose. By the way, he's a scratch golfer. He could have been a pro golfer. And that's without mentioning his Hall of Fame football credentials. Dickie is a Swiss army knife."

Deshea Townsend, Steelers CB 1998-2009 and Titans DB coach 2016-present: "It's how every guy, I mean every guy, wants to play for him. He still relates to guys. You know he was a DB because of the confidence and swagger that he has. It exudes off of him."

'The Night Before Christmas' tales

LeBeau recites the "The Night Before Christmas" by memory to his entire team during team meetings the week of Christmas. It was the most mentioned memory from every person we spoke to for this story. Some say that LeBeau has recited the story since he was a kid.

Wesley Woodyard, LB, Titans 2014-present: "I look forward to it every year. He gets up there and says, 'I'll put my little twist on it and you can try to tell when my story ends and when the real story begins.' The two years he's done it, he doesn't miss a word to it. I have it recorded in my phone. I listen to it every now and then when I want to smile."

Taylor: "It was like when you ask your parents for a Christmas gift. You can tell from the shape of the box that it's that Christmas gift under the tree. You can't wait to open it up. You can barely sleep. That's how it was with Dickie and them Christmas tales for the team meetings. It'd give you chills. I heard it for over 10 years, and every year it gave me a chill or two. It was his delivery."

Mularkey, Titans head coach 2015-present: "Man, I wish you could see it. It's special."

Coaching the coaches

Townsend: "When I got into coaching, I wrote down as one of my goals that I wanted to coach with him and learn more from him. [When] Coach Mularkey called me and told me he was going to give me this opportunity, I had nothing to think about. He's legendary. He gives me conversations on why he did it. It's surreal to be on the other side of it with him breaking down the X's and O's. The way he can relate it to you is special. I'm afforded an opportunity that so many people wish they had being able to play for him and coach with him."

Mike Tomlin, Steelers head coach 2007-present: "One of the things I learned is if you give you give him red paint, he's going to paint the barn red. It's one of his analogies. He's always been sharp and flexible enough to meet the needs of the variables, meaning the people that he has versus the people that he is playing against. "

Steve Jackson, Titans assistant DB coach 2016-present: "You got a guy who's seen the history of the league since they started inflating footballs. There's not much an offense can do that he hasn't seen. Whenever we have to make adjustments or get behind, he steps up and shows

himself as a leader who tells you not to worry. Just stick to the plan and everything will work out all right. I've seen that come to fruition multiple times. Dick's an amazing leader. That's why he's been doing it so long. We're trying to keep up with him now. That's what everybody's goal is, to be able to do it as long as him."

**DICK LEBEAU TALKS
LEGACY: PITTSBURGH,
ZONE BLITZ, AND LIFE
AFTER FOOTBALL**

**BY CAMERON WOLFE
ESPN
NOVEMBER 16, 2017**

PITTSBURGH -- Dick LeBeau specializes in defense so it's no surprise he diagnoses the question before it even comes out: Have you thought about this being the last game you'll ever coach in Pittsburgh?

Like a great defensive back, LeBeau swats it away: "I haven't thought anything about it." He sells it so well you almost believe him.

LeBeau spoke with ESPN this week about some of his favorite Pittsburgh memories from their two championship seasons (2005, 2008) to being given a key to the city and having a month in his name.

"You'd have to be stupid not to remember that as long as you live," LeBeau said. "I will never, ever forget the people of Western Pennsylvania."

But this could be the last time. The Tennessee Titans won't play another regular season game at Heinz Field until 2019, at the earliest. At 80, LeBeau is coaching on a year-to-year basis. There's nothing left for him to prove, but he does it because the game keeps him young.

"He told me years ago, 'what could I possibly do in a retirement home, what could I possibly do if I retired'" former Pittsburgh Steelers cornerback and NFL analyst Ike Taylor recalled.

LeBeau's Titans have a big matchup against the Steelers Thursday, and it'll be the long-time defensive coordinator's first time in Pittsburgh since he last coached them in 2014.

Don't be surprised if the Steelers' and Titans' defenses look similar. They both run on defensive principles created by the same man.

Both teams will certainly use some of the zone blitzes that LeBeau brought to the national scene in the early 1990s. The zone blitz is a part of LeBeau's legacy that'll he always be proud of.

"I went to a high school game a couple of years ago. I saw them running zone blitzes and that kind of hit me like 'hmm, I know where that came from,' That was pretty cool," LeBeau said. "Different people put their twists on it and add to it. It's still holding up pretty good. I still see it in the NFL. Probably nothing lasts forever, but it's had a pretty good run."

That last sentence could probably be said about his career, too, whether intentional or not. Longevity is a skill and LeBeau, now in his 59th consecutive NFL season as a player or coach, mastered it long ago.

"Age is just a number. Now it's a little bit bigger number," LeBeau said. "I don't see anybody walking around here 200 years old so you have to take that in consideration."

LeBeau avoided talk of his 80th birthday in September unless asked about it. The Titans and coach Mike Mularkey threw him a surprise party during a Saturday walkthrough. It was one of the rare times LeBeau was caught by surprise.

These moments, memories and people are why he sticks around. Hey, Dick, what do you think you'll do when you decide to retire?

LeBeau pauses for a few seconds and says with a laugh, "Probably start a second career."

###

**FALCONS QB: MARIOTA
IN GOOD HANDS WITH
MULARKEY, ROBISKIE**

**BY JIM WYATT
TITANS ONLINE
FEBRUARY 1, 2017**

HOUSTON — Marcus Mariota is in good hands in Tennessee.

That's according to Falcons quarterback Matt Ryan, and he should know.

Ryan, the third overall pick in the 2008 NFL Draft, was coached by Titans head coach Mike Mularkey and Titans offensive coordinator Terry Robiskie at the start of his career with the Falcons. Mularkey was Atlanta's offensive coordinator from 2008-11, and Robiskie was the team's receivers coach from 2008-15 before joining the Titans last season.

"Both of those guys were a huge part of my development as a player," Ryan said Tuesday morning. "Mike was my first offensive coordinator, and we spent four years together, and I learned a ton from him about being a professional, about what it takes to be successful. Mike is one of the most detailed and organized people I have ever been around and he has remained a great friend to this day. He has been so supportive of me throughout my entire career.

"He means a lot to me. He is a great friend."

As for Robiskie, Ryan said he was a great influence as well.

"I spent seven years with Terry, and he was one of the most fun people to be around," Ryan said. "He keeps things light day in and day out. He is a great football coach, and I know our wide receivers learned a lot from him. Guys that I played with played as well as they did because he coached them up. He brings a lot of toughness to that position, and I think you've seen that in Tennessee this year. He'll get his guys to play

hard and to play physical and he is an excellent motivator."

Ryan, a candidate for the league's Most Valuable Player award in 2016, has the Falcons in Super Bowl LI on Sunday against the Patriots. He threw for 4,944 yards and 38 touchdowns during the regular season.

Ryan said he's been impressed with Mariota, and he predicted good things with his pairing Mularkey and Robiskie.

Mariota completed 276-of-451 passes for 3,426 yards, 26 touchdowns, nine interceptions and a 95.6 passer rating in 2016 before suffering a fractured fibula in Week 16 contest at Jacksonville. He added 60 rushing attempts for 349 yards and two touchdowns in 2016.

Mariota's 95.6 passer rating ranks third in franchise history for a single season, behind only Warren Moon's 96.8 in 1990, when he was the Associated Press Offensive Player of the Year, and Steve McNair's 100.4 in 2003, when he was the NFL's Co-MVP.

"I think Mike will do a great job with Marcus," Ryan said. "Marcus is a great player, a really young guy who has done a lot of really good things in his first couple of years. I think Mike and Terry will be great for Marcus."

While Mularkey, Robiskie and Ryan were together with the Falcons, the team advanced to the postseason three times in four years, ranked ninth in the NFL in total yards (354.8 per game), seventh in points (24.5), eighth in rushing yards (125.7), third in fewest turnovers (84), fourth in fewest sacks allowed (93), and sixth in third down conversions (44.2).

In three of the four years with the Falcons, Mularkey's offense produced a 3,000-yard passer, a 1,000-yard receiver and a 1,000-yard rusher in the same season. In 2010, Sporting News named Mularkey "Coordinator of the Year."

Mularkey said he sees some similarities between Ryan and Mariota.

"I have seen the growth of what he has done, and he has gotten better every year, and that is what you want that position to do," Mularkey said. "You knew early on that Matt had the ability to be a very good quarterback in this league, which I do with Marcus. It's the same thing with Matt.

"I thought what is happening with Matt right now would happen -- that he would be in a Super Bowl. And I think the same thing, eventually, Marcus has that ability if he continues to work like he does, like Matt does. Both those guys are workaholics -- Matt and Marcus both want to be great."

###

**NEW TITANS LB DAREN
BATES GLAD TO BE BACK
IN TENNESSEE**

**BY JIM WYATT
TITANS ONLINE
MARCH 15, 2017**

NASHVILLE, Tenn. — Daren Bates grew up in Memphis, and went to his first NFL game in Nashville when his father took him to see the Titans.

He was little then, and didn't know much about the game.

Fast-forward to last week, when Titans general manager Jon Robinson called him on the phone. Bates was four years into his NFL career, with 60 games under his belt, with the Rams and Raiders.

"First thing he said was, 'I want to get you back in Tennessee,'" Bates said of Robinson. "He knew I was from Memphis, and of course we talked about barbeque. We talked about high school, really Tennessee stuff. And that kind of warmed me up."

Something else really got Bates fired up: Robinson complimenting him on his game. The two hit it off, and it's one of the big reasons Bates is now a Titan. He signed a deal with the Titans last week, and the linebacker will be counted on to play a big role on special teams and possibly some in the defense this fall.

"I like to hear people say: 'He's tough. He has attitude. He plays aggressive. He has his teammates back,'" Bates said. "What Jon Robinson said about me and how he likes the way I play, it makes me smile. For other people to see what I am doing, it makes me excited. Hopefully I can get Titans fans to feed off of me and my energy and what I bring to the team."

Bates played in 16 games last season with the Raiders, where he posted 12 tackles and was a key contributor on special teams. Prior to that, Bates played three seasons with the Rams.

Bates, who went to Auburn, played three seasons in high school at Christian Brothers in Memphis, and he was a two-time all-state performer at safety. He played his final high school season at Olive Branch in Mississippi.

Bates initially signed by the Rams as an undrafted free agent in 2013. He's one of three key special teams performers to reach a deal with the Titans since the start of free agency, joining another former Oakland Raider, safety Brynden Trawick, and former Falcons returner Eric Weems.

"I like his intensity," Robinson said. "I like his instincts and his reckless abandon to throw himself in there to make a play."

Bates (5-11, 225) has played in 60 games in his NFL career, and totaled 37 tackles. He's played a big role on special teams during his four seasons.

Bates played three seasons in high school at Christian Brothers in Memphis, and he was a two-time all-state performer at safety. He played his final high school season at Olive Branch in Mississippi.

While with the Rams, Bates made some spectacular plays on special teams.

In 2013, Bates returned a fumbled kickoff return for a touchdown against the Texans. In 2014, he leaped over the long-snapper in a game against the Giants and blocked the kick. He was named a captain with the Rams in 2015.

He was a key player on Oakland's special teams units last year.

"Bates is violent, and fast," Robinson said. "He really takes pride in being a factor on special teams. I like his intensity, like his instincts and his reckless abandon to throw himself in there to make a play."

Bates freely admits he takes great pride in playing special teams.

"To me, you have to be a little 'off' (to do it)," Bates said with a smile. "You can't be sensitive, you have to be violent. You have to be a different type player. You have to have a defensive player's mindset, but just a little more off. I call it being crazy. You have to play with reckless abandon and be violent."

His friends and family in West Tennessee are fired up to have him back in the state.

While with the Rams, Bates made some spectacular plays on special teams.

In 2013, Bates returned a fumbled kickoff return for a touchdown against the Texans. In 2014, he leaped over the long-snapper in a game against the Giants and blocked the kick. He was named a captain with the Rams in 2015.

He was a key player on Oakland's special teams units last year.

"It is good to be back here," Bates said. "I am humbled, and appreciative to be able to come back to Tennessee and play."

"And everybody is excited. Some people have talked about moving to Nashville to be closer to me. My dad is moving back to Memphis from Florida, so everybody has been hitting me up. Everyone is pumped."

###

**FROM EVICTION TO
POTENTIAL STARDOM,
KEVIN BYARD WILL
SOON BECOME A
HOUSEHOLD NAME**

**BY CAMERON WOLFE
ESPN
NOVEMBER 3, 2017**

NASHVILLE, Tenn. -- All the workouts and interviews were over. It was NFL draft week and Kevin Byard could finally relax. He'd soon see his dreams come true. Then Byard's week turned sour. He got a call that Monday from his mom, Artina Stanley. She was going to be evicted by the end of the week due to financial struggles.

"She didn't want to worry me. I didn't know what to tell her because I didn't know when I was going to get drafted," said Byard, a playmaking safety out of Middle Tennessee State who wasn't invited to the NFL Combine and thought he'd be a Day 3 selection, if he was even drafted.

Byard was selected on that Friday by The Tennessee Titans with the first pick in the third round of the 2016 draft, a scenario that's still "mind-blowing" to him. He leaned over to Stanley -- a single mother of seven kids who still works as a waitress -- and told her not to worry, he'll be able take care of mom from now on. Byard found her a new place and he's been paying her rent every month since then.

"I made it out, but I needed to be able to help out," said Byard, who played a "stepdad" role as a teenager, taking care of his younger siblings alongside his older brother. "It takes a load off me to know my family is straight and she don't have to be evicted anymore."

Eighteen months later, Byard is well on the way to making himself a household name due to his play. If you knew his story, you'd understand why he believes October 22, 2017 -- the day where he notched three interceptions against the Cleveland Browns, something

one of his football idols Ed Reed never did -- will be just another large step in his NFL ascent.

Byard is tied for the NFL lead with five takeaways going into Week 9. He's a vocal leader in a much-improved Titans defense that has allowed just two touchdowns over their last three games.

Byard, in his first full year as a starter, is one of several young defensive backs playing a big role in the Titans erasing "x plays." The Titans are tied for fewest passing plays allowed of 20 yards or more (16) through seven games. That's a big improvement from 2016 when they allowed 56 passing plays of at least 20 yards.

Titans defenders and coaches chuckle when asked about Byard. We're late to the party. Titans defensive coordinator Dick LeBeau said Byard was "very unusual" in NFL readiness as a rookie and promises we'll see him improve much more over the next two years. Many around Titans headquarters see stardom in Byard's future because he's a complete safety.

LeBeau loves his tackling, run support and range. Linebacker Brian Orakpo detailed Byard's improved comfort in the scheme and said there's "definitely" more to come. That three-interception game wasn't a surprise to those that see him practice everyday.

"Those are career-changing games. Three picks is a good season," cornerback Logan Ryan said. "I've played with some all-pro and Pro Bowl safeties, and you talk about being able to do it all -- cover, play the middle, make plays on the ball and tackle -- KB does it just as good as everybody, as a package. He has all the tools to be a great player, and his work ethic will determine how great he will be and he's working really hard."

Last week after Byard's "career-changing game" he took a trip to Wagner College where his younger brother plays football. He ribbed him about his stacks of ramen

noodles and fruit roll-ups in the dorm. Byard is still the "stepdad" of the family.

Byard's parents divorced when he was in middle school. His mother moved them from Philadelphia to Atlanta where they lived in her friend's basement. She worked late most nights to provide for them. There was little hanging out late with the boys. Byard and his older brother were needed to take care of the kids. Byard fought it then, but now he understands and appreciates it all.

"Having to grow up a little early helped me mature faster than a normal rookie," Byard said. "I've had a big workload and expectations with a lot of people needing me in real life so I don't see pressure on the field."

That's why his goals, work ethic and humility are higher than most in his position.

"I gotta get a four-pick game. I'm trying to end this year in the Pro Bowl. I want to have an all-pro year," Byard said. "That still can be accomplished."

After the game, Byard thought back to when a coach first transitioned him to safety. He typed in 'Brian Dawkins Weapon X' on Youtube and tried to duplicate the former Eagles safety's actions.

"He used to go out in pregame and grab a ball and talk to the ball, saying 'come holla to me today, I'm coming to see you,'" said Byard, who began starting doing the same in college. The turnovers came in bunches, as noted his 19 interceptions at MTSU.

It took a bit, Byard figured, but the ball started talking back to him in the NFL.

###

**JURRELL CASEY
DISCUSSES LIFE, ON AND
OFF THE FIELD**

**BY JIM WYATT
TITANS ONLINE
OCTOBER 27, 2016**

NASHVILLE, Tenn. — The Titans drafted Jurrell Casey in the third round of the 2011 NFL Draft out of Southern California.

Since, Casey has developed into one of the NFL's top defensive linemen.

He's coming off a Pro Bowl season, and he has over 430 tackles and 30 sacks in his playing career.

Titans Online sat down with Casey recently to discuss a number of topics, on the field and off it.

Here's how the conversation went....

Right out of the gate: How did you get steered into football?

"My mother and my uncle, Horace Burns. He actually got me into Pop Warner. My brother and all of us played, and that is what started to drive me toward the game of football."

What were your thoughts when you first arrived in the NFL? Any long-term goals?

"The first thing is I wanted to make sure I earned a starting spot on the team. From Day 1, that was my mindset when I came in, and I was able to do that. Now my goal is to make it to the Hall of Fame. I want to be the best player I can possibly be every week on the practice field, and on Sundays."

How much did it mean to you to play in the Pro Bowl last year?

"It meant so much to me. You get the respect of the guys around the league, and just to be in the presence of the guys in the league, the best players in the league. And they showed me a lot of respect. It is a

huge blessing, and it's where each individual should want to be."

Since I've been around you, I've heard you talk a lot about your mother, Collette Burns. Can you describe the impact she's made on your life? And when you think about your mom, what comes to your mind?

"The biggest thing about my mom is her work ethic. No matter what the situation was when I was growing up, and no matter what was going on in our household, she was always dedicated to make sure we had exactly what we wanted, and exactly what we needed. She worked two jobs, and made sure she was there on time. She never missed a day. And she also made sure she was able to take care of her kids. When somebody can do that all by herself, it just shows you what you are capable of. She sacrificed for me, and helped set me up for a better lifestyle than she had."

Your older brother, Jurray, has impacted your life in a different way. Jurray was convicted of first-degree murder when he was younger. You've been very open in talking about that, while also crediting him for helping you refocus on becoming a better football player and student. How much did his experience influence your life?

"What happened to Jurray made a huge impact in my life. I could have definitely been in the same position he was in, or going in the same direction he went in when he was young. But he pushed me to go into the right direction and to make good decisions, and he kept me motivated to make sure I stuck with the talent God blessed me with."

You got married last summer. I know you and your wife, Ryann, set up the Casey Fund to help people in need, including people who have been incarcerated. She's an attorney in Nashville. How proud are you of Ryann, and what kind of impact has Ryann had on your life?

"I am super proud of her. She is great, and she has done so much to help me. She tries to help me with my presence in public, my public speaking, and just helping me be more of a patient guy. She wants to try and build my character off the field rather than just being a great person on the field. She has helped me in all kinds of ways. On top of that, she is a hard-working woman, someone who is dedicated to her craft. She graduated from law school, and she passed the bar exam [in California] and then passed another bar in Nashville. I give her mad props for that, because some people wouldn't do it again. But she is dedicated to our relationship and our family, and she got the job done."

You grew up on California. What did you think of Nashville when you first got here, and what's your opinion of the city now?

"When I first got to Nashville, I thought it was going to be a dead city. But now, I see it's a live city. It's a great city. And you see how many people have moved here and how many people visit here. No matter what time of year it is you'll see tour groups here, and it's always packed. It is great. I am definitely loving it."

You have played for three head coaches since you've been here – Mike Munchak, Ken Whisenhunt and now Mike Mularkey. What's different now?

"I think the biggest thing now is team chemistry. A lot of guys who've been around here for a little while now, we've been able to build a relationship between one another, and we've embraced new guys who have come in. We now have a team that plays off one another and plays together."

You've worn the No.99 since you've been here. Any reason why?

"It's just a number I got when I got here. I had no intentions of wearing 99. When they called me and asked me what number I wanted, I told them 91. But 91 was gone, and they

told me the next best numbers. I said, 'Stick me in 99.' Now, I love the number. I think it is a beast number, and it looks good for a defensive lineman. And I am trying to rock it."

What's your best memory as Titan?

"I'm going to have to hold off on that one until we win a Super Bowl."

Who's the best offensive lineman you've ever faced?

"I'd have to say Joe Thomas [of the Browns]. He is one of the best out there, and he is still crafty and shifty out there for his age. I say he has to be the best one."

What will you do when your playing career is over?

"The biggest thing is to get into the real estate market, and really try to get into the entrepreneur world and try to start up some things for myself. I don't have anything in mind in particular right now, I am focused on football. But that will be exciting too."

When your career is over, what do you want people to think of when they hear the name Jurrell Casey?

"I want them to think of a guy who worked hard no matter what, and a guy who pushed himself to be the best he could possibly be. I want them to remember me as a legend who played the game."

###

PRO BOWL WEEK HAS BEEN A WILD RIDE FOR JURRELL CASEY

**BY JIM WYATT
TITANS ONLINE
JANUARY 30, 2017**

ORLANDO, Fla. – It's been a heck of a ride for Titans defensive lineman Jurrell Casey here at the Pro Bowl, and we're not talking about football.

We're talking Tower of Terror at Disney's Hollywood Studios.

"I hated it," said Casey, shaking his head. "It makes my stomach dive. It is insane. I liked it a little bit, I guess, but that's not my thing."

We're talking Rock n' Roller Coaster, just around the corner at the same park.

"Oh man," Casey said. "That stretch (limo). Now that thing was fast."

Casey, making his second straight Pro Bowl appearance, tested his limits here this week. He rode Toy Story Mania, Buzz Lightyear's Space Ranger Spin and then slowed it down on the It's A Small World ride at the Magic Kingdom. Casey got his nerve up to go on Space Mountain, a fast-moving, quick-turning roller coaster in the dark, but it was shut down.

"This is the first time really doing a roller coaster," Casey said. "I am not a big roller coaster person, but I said, 'Hey, I am at the Pro Bowl, I have my family here, so let's have a good time. I decided to ride almost every ride we possibly could.'"

Casey, of course, earned the trip by playing football, after turning in another standout season for the Titans. He'll play in the Pro Bowl on Sunday night at Camping World Stadium.

Coming off a season when he racked up 51 tackles, five sacks and 29 quarterback pressures, Casey is thrilled to be back. He's had a big time with his family, including his

wife, Ryann Gray, his mom, and both his sisters. Roughly a dozen are here from Casey's clan. Casey also invited his academic advisor from his high school in California to show his appreciation for what she did for him at a young age and beyond.

During the practice week, Casey has been surrounded by the NFL's best players, including four of his teammates with the Titans. He's had a lot of fun, and he was observed running routes and catching passes a few days. It's been that kind of week.

"I don't take it for granted at all," said Casey, who played in last year's all-star game, in Hawaii, after turning down invitations to go as an alternate the previous two years. "A lot of people deserve to be here, and to be pointed out as one of the best in the game, you definitely have to enjoy it and love it."

Casey gives credit to those around him for helping him get here, from his teammates to his coaches.

Back in Nashville, his bosses praised him for going above and beyond.

"Jurrell quietly goes about his business, and he's a great pro," Titans coach Mike Mularkey said. "He comes in, not a vocal guy per se, but the way he comes to work every day, just watch him practice. It is just like he plays."

"He is a tough guy to block," general manager Jon Robinson said. "He has good quickness, he has good hands, and he has good instincts. He has good pass rush skills. He plays hard, and you can tell football is important to him."

Jurrell Casey pictured with former high school academic advisor Monica Kim at the Pro Bowl.

Casey worked hard, and used his athletic ability to get here. He said Monica Kim, his academic coach for the football program at Long Beach Poly High School, played a role in him advancing as a student,

and challenging him off the field. It's why he invited Kim to join him during Pro Bowl week. While other players invited high school coaches as part of the NFL's 'Thank You, Coach' program, Casey invited Kim.

The two first met when Casey was a high school junior.

"I was real close with my football coaches, but that wasn't the area of my life where I needed the most help, it was more in school," Casey said. "And she really dedicated her time to help me, getting me ready for SATs, spending extra time with me studying, helping me with papers. She did so much to help me where I wouldn't be so stressed."

"She was the type of person who would read over a paper I had written and say, 'You can't turn this in. How are you going to turn this in? You have to re-do this.' And she'd force you to do it until you got it right. Those are the kinds of people you need behind you. Some teachers maybe could want to pass you through the course, but you are not learning anything. Monica is the type of person who wants to make sure you learn it and you know what you are doing."

Kim said she was touched by Casey's gesture. She spent time with Casey after Saturday's practice, and at a banquet later in the day. The two have remained in touch since he graduated from high school, throughout Casey's playing days at Southern California to his NFL career with the Titans.

Kim said the entire Long Beach community has fond memories of Casey, in part because he's never really left. Casey returns home to conduct a football camp each year, and he visits the school.

"It is an honor," Kim said. "I am so proud of Jurrell for who he is and the person he has become. I guess you never know how much you mean to someone. For him to invite me, it warms my heart."

On Sunday, Casey will put on a uniform and play in another Pro Bowl.

He knows he won't be alone.

"It's great to be here, but you have to thank those who got you to where you are at," Casey said. "Because without those people, you wouldn't be who you are. So each individual in my life has been building my character since I was a young age.

"I'm glad I'm able to share all of this with some of the people who've helped me."

###

**NORM CHOW: TITANS
NEARLY LANDED MATT
CASSEL IN 2005**

**BY JIM WYATT
TITANS ONLINE
MARCH 11, 2016**

NASHVILLE, Tenn. – Quarterback Matt Cassel became a member of the Tennessee Titans this week. If Norm Chow got his wish, it would've happened 11 years ago.

“Things turned out OK for Matt,” Chow said with a chuckle. “He’s about \$50 million richer now than he was back then, and he’s had a heck of a career.”

The Titans signed the Cassel on Thursday as the team’s back-up, behind starter Marcus Mariota. Cassel has played for the Patriots, Chiefs, Vikings and Cowboys during his 11-year NFL career.

Back in 2005, Cassel was a relative unknown leading up to the NFL Draft. He played sparingly at USC behind starter Matt Leinart, although Chow knew him well, having served as USC’s offensive coordinator from 2001-04. Chow remembers how crushed Cassel was when he didn’t get the job after Carson Palmer graduated.

Chow joined the Titans as the team’s offensive coordinator in 2005. He said he’d convinced Titans general manager Floyd Reese and the scouting department to sign Cassel as an undrafted free agent following the completion of the 2005 draft.

“As soon as the draft was over, I was going to call Matt and he was going to come to the Titans as a free agent,” Chow recalled on Thursday night from Los Angeles, where he was en route to see the Lakers-Cavs game. “Then, the seventh round occurs, and we’re in that crazy room downstairs and someone runs down and says “They just drafted your boy. It was Matt Cassel.”

“They” turned out to be the New England Patriots, who selected

Cassel in the seventh round, with the 230th pick of the draft. Chow couldn’t believe it, considering Cassel completed just 20 of 33 passes for 192 yards, with no touchdowns and one interception, in four seasons at USC.

The Titans had quarterbacks Steve McNair and Billy Volek, and Chow thought Cassel was worth developing.

“People thought I was nuts because Matt never had a chance to play. He had to send out practice tape,” Chow said of Cassel. “But USC needed a quarterback to throw at Pro Day that year, and Matt wowed them at Pro Day.

“It’s crazy. It was all set up. And I had already told Matt earlier – I am going to call you because you are probably not going to get drafted. How could he, because he never played?”

Cassel, who has thrown for over 17,000 yards in his NFL career, smiled on Thursday, when asked if he thought he was close to being a member of the Titans back then. New Titans general manager Jon Robinson was with the Patriots then as a scout.

Cassel was third on New England’s depth chart behind quarterbacks Tom Brady and Doug Flutie in 2005 after beating out two veterans, Chris Redman and Rohan Davey. He ended up playing in 30 games for the Patriots over the next four seasons, and started 15 games in 2008 after Brady suffered a season-ending injury in the preseason.

“I know that there was contact made from the Tennessee organization, but it never came to fruition obviously because I got drafted,” Cassel said. “But Norm coached me in college, so there was a connection there in terms of the possibility of me coming here.”

The next year, of course, Chow was in a position to get another one of his former USC quarterbacks in Leinart, but the Titans drafted

quarterback Vince Young out of Texas instead.

Chow is convinced the team would’ve snagged Cassel had he been around after the draft.

“They didn’t listen to me about Matt Leinart,” Chow said with a smile, “but they listened to me about Matt. Some people thought I was crazy, because no one had really seen him play.

“Matt deserves so much credit because he worked so hard to get to where he is today. I am really happy for him.”

###

TITANS RE-SIGN BACKUP QB MATT CASSEL

**BY JASON WOLF
THE TENNESSEAN
MARCH 3, 2017**

PAGE: 3C

INDIANAPOLIS — Heading into his third pro season, Marcus Mariota may be reaching the point in his career where he doesn't necessarily need a veteran backup quarterback to serve as a mentor.

But with the young franchise quarterback rehabbing his broken right leg and expected to miss much of the offseason program, the Titans sure could use a grizzled pro waiting in the wings.

"I think at every position you want to have somewhat of a mixture between veteran players and younger players, and quarterback is not different, Titans general manager Jon Robinson said Wednesday at the NFL Scouting Combine.

The very next morning, the Titans agreed to terms with quarterback Matt Cassel, the team announced, ensuring the veteran will return for a second consecutive season as Mariota's backup. Cassel signed a two-year deal for \$5.25 million, NFL Network reported.

The 12-year veteran is the first of the Titans' 16 pending free agents to agree to a deal to remain with the team.

"We're in discussions with a good portion of them," Titans coach Mike Mularkey said.

Free agency begins March 9, coinciding with the start of the new league year.

Cassel, who turns 35 in May, will play a large role in the Titans' offseason preparation as Mariota rehabs from a broken right fibula.

Mariota, who has missed five games to injury in his first two seasons, is

expected to miss organized team activities but be healthy in time for training camp.

"I think our No. 1 goal is to make sure he's under center when we open up opening day," Mularkey said of Mariota. "I'm not going to put a time frame on when that first practice or when the first OTA (he'll participate in will be). I can't do that because every player is different in how they recover. It's a difficult thing to do."

Cassel appeared in four games last season, including a start in the season finale, a 24-17 victory against the Texans in Nashville after Mariota broke his leg the previous week. Cassel completed 16 of 26 passes for 150 yards, a touchdown and an interception against Houston.

He finished the season 30-of-51 for 284 yards, two touchdowns and two interceptions.

Cassel has played in 108 career games, including 80 starts and one Pro Bowl appearance in 2010. He has thrown for 17,287 career yards and 103 touchdowns while playing for the Patriots, Chiefs, Vikings, Bills, Cowboys and Titans.

Titans third-string quarterback Alex Tanney, 29, is under contract for the next season, as well.

###

**TITANS LINEMEN JACK
CONKLIN, TAYLOR
LEWAN PROTECT BABY
DAUGHTERS, MARCUS
MARIOTA**

**BY JOE REXRODE
THE TENNESSEAN
AUGUST 5, 2017**

“Taylor Lewan quits football, joins motorcycle gang,” would have been more plausible as a future headline one year ago than “Taylor Lewan makes Pro Bowl.”

But Lewan was dropping clues in that 2016 camp, entering his third NFL season as a talented and recklessly unpredictable left tackle for the Tennessee Titans. He was in great shape. He was acting like a leader. And he was talking about a woman who had changed his life.

Now he’s talking about two. And he’s exchanging baby burping techniques with the All-Pro tackle on the other side, Jack Conklin.

“Jack’s three months ahead of me and I won’t lie, he’s really helped me out,” said Lewan, demonstrating a technique with the baby leaning forward and a hand on her belly that has worked with his 1-month-old daughter, Wynne Rebel Lewan. “Burping is my least favorite thing, but if you don’t do it, you’ve got issues. I do this and I motor her legs, get her farting up a storm. It’s a game changer, man.”

These two players reside at the core of the Titans’ turnaround, they are unlikely best buds, and now the primary professional duty they share — protection, of quarterback Marcus Mariota — is a primary instinct at home. Conklin and Lewan plunging into fatherhood won’t necessarily get the Titans closer to their lofty goals, but it does make for some good stories and maturing tackles.

One of them needed it more than the other.

“Day and night from last year to now — oh, for sure,” Taylin

Gallacher, Wynne’s mom and Lewan’s fiancée, said of his transformation since they started dating seriously last summer. “I mean, as much as everyone kind of pumps him up in the media about how he’s changed on the field, it started off the field. As I think everything kind of does. Being the man he wanted to be. He didn’t like the direction his career was going or the direction his life was going.”

Now it’s going to the Pro Bowl, maybe some day the Super Bowl, possibly even Bed Bath & Beyond if there’s time. The domestic life has captured Lewan, agreed with him and helped make him a Titans cornerstone.

“I never thought I’d be 26 years old and have a kid, and be with someone I knew I’d spend the rest of my life with,” he said. “Those two are the best things that have ever happened to me. Without them, I don’t think I would have had much more time here in Nashville.”

Conklin and his fiancée, Michigan State sweetheart Caitlyn Riley, are still pretty new here. They found out they were going to be parents last August, shortly before the start of his rookie season. The March 27 arrival of Riley Caroline Conklin was an event Conklin has been talking about since he and his fiancée started dating seriously as college sophomores.

Their daughter is the start of a plan — four children, the third adopted so they can provide a good life to a child who may not have had one otherwise. That child is intended to be third so he or she does not feel like an afterthought. Of course, if Conklin had his way there might be more.

“I think he’d have 50 kids if it was up to him,” said Conklin’s father, Darren. “Hopefully it’s not up to him.”

The past few months have given Conklin some perspective on the difficulty of the process, though. He and Lewan are an odd couple for certain, bitter college football rivals,

Conklin as quiet as Lewan is boisterous. They found common ground in blocking for the Titans, but the instant connection between Riley and Gallacher strengthened the bond quickly.

“We’re very similar and we hang out a lot,” Riley said of Gallacher. “So having babies together is just perfect.”

That was not the plan. Riley and Conklin jokingly offered Gallacher and Lewan \$2,000 to jump aboard the pregnancy bandwagon, and they got laughter in return.

But the day before the Titans’ Oct. 27 home win over Jacksonville, Taylor came home to a pile of positive pregnancy tests. Eventually, Lewan called Conklin, who was watching the movie “Sausage Party” with Riley (it was Conklin’s night to pick), and there was much reveling among four people on one call.

The deliveries both happened at Saint Thomas Midtown but were very different. Riley Conklin was upside down and doctors couldn’t get her to flip, so she was born by cesarean delivery.

“As soon as she had the baby they gave her the baby, and then pretty soon she passed out,” Conklin said. “And I’m sitting there for four hours with this newborn baby like, ‘Oh. What do I do now?’ It was pretty crazy.”

July 4 fireworks were going off when the Gallacher and Lewan got to the hospital for Wynne’s arrival. It came shortly after midnight on July 5, which was hours sooner than doctors expected.

“The most intense thing you’ll ever go through,” Lewan said of childbirth.

“He was the best,” Gallacher said of Lewan during the delivery. “He was right here for every second of it. And she came and this big ol’ bear became a soft teddy bear in about two seconds. He’s been hands-on

ever since. Going off to camp, he had a hard time.”

“Hands on” is also how Riley described Conklin, who insisted on splitting night feedings with her until camp arrived and Titans players moved away from their families and into a hotel. Both babies make regular appearances at practices so their fathers can keep up with the changes.

Wynne turned 1 month on Saturday; Riley Conklin is chattering, grabbing her toes and starting to roll over. Both are usually sleeping through the night, which as many parents know is no sure thing that early. Both have given their parents new skills — Lewan says he’d be a star if diaper changing were a sport — and outlooks.

Said Conklin: “You go from being a year out of college to having a baby. It’s a wake-up call. I think the biggest thing I thought about is I have a whole new respect for my parents. You think about it like, ‘Oh, geez, the things I said to my parents, and they went through this? Oh my. That’s bad.’”

Said Lewan: “You go from being this football player who’s running around with grown men all day, smashing your heads into each other and grunting, to being like this sensitive guy with your kids. Little snuggles, little kisses, you know what I’m saying. It’s cool, it’s refreshing, it’s a complete 180.”

Now don’t worry, they’re both still smashing and grunting. But imagine reading this headline a year ago: “Doting daddy Taylor Lewan melts hearts with his little snuggles.”

###

**TITANS SAFETY
JOHNATHAN CYPRIEN
AIMS TO SHORE UP
SECONDARY**

**BY COLTON POUNCY
THE TENNESSEAN
JULY 30, 2017**

Titans safety Johnathan Cyprien spent most of his 27th birthday at the team's practice facility for the first day of training camp Saturday.

Most people wouldn't want to celebrate their birthday at their place of work. Even fewer would want to celebrate it in the grueling summer heat of NFL training camp.

But for Cyprien, it's welcomed.

"You can't ask for any other way to spend your birthday than doing what you love," Cyprien said Sunday with a smile. "It kind of dawned on me for a little bit. A lot of guys would complain about spending your birthday in camp, but I'd rather be here in camp playing football than anywhere else at this time of my life."

An ankle injury limited Cyprien a bit this summer, but other than that, it's been hard to get him off the football field since he entered the league in 2013. As a second-round pick of the Jaguars, Cyprien has played in and started 60 out of a possible 64 games in four seasons.

In those games, he's earned a reputation as one of the best run-defending safeties in the league, and he was rewarded with a four-year, \$25 million contract in free agency this offseason with the Titans.

"This is a real good team," Cyprien said of the Titans. "We have good guys on the team. It's a real good organization. The coaches are leading us in the right direction, and we're ready to follow."

As recently as 2015, Cyprien's Jaguars finished ahead of the Titans

in the division. That 2015 Jaguars team won five games, compared to the Titans' three. But the momentum in the division has shifted since then. Cyprien has joined a team that came within one game of winning the division a year ago, and he expects to seal the deal in 2017.

A lot of the newfound hype the team faces has to do with the offensive personnel. There are the additions at wide receiver in Eric Decker and No. 5 overall pick Corey Davis, both of whom are expected to contribute from day one. They'll join Pro Bowl players DeMarco Murray, Delanie Walker and Taylor Lewan to form what should be an explosive offense, led by third-year quarterback Marcus Mariota.

But the Titans' defense has been somewhat overlooked compared to its offensive counterparts. The team's secondary, in particular, wasn't an area of strength last season, tied for second-worst in passing yards allowed per game. .

That's where Cyprien steps in. He's projected to slide in at strong safety, where he racked up 127 tackles, four pass breakups, a forced fumble recovery and a sack last season.

As far as the rest of his defense, Cyprien isn't worried about the lack of hype.

We're keeping Santa busy delivering fun perks! Look for different surprises throughout the month.

"We're not one to ask for attention," Cyprien said of his new defense. "At the end of the day, week one hasn't started yet. We'll take care of that when we line up against another team and make people talk about us."

###

NEW TITANS WR COREY DAVIS: 'I'M A CULTURE GUY'

**BY PAUL KUHARSKY
ESPN.COM
APRIL 28, 2017**

NASHVILLE, Tenn. -- Corey Davis wasn't at Tennessee Titans headquarters long for his pre-draft visit before he got a feeling about what's going on with the team.

"As soon as I got there, I could tell that they are all about culture," said Davis, the first receiver off the board when the Titans drafted him fifth overall. "And I'm a culture guy. I know it's going to be a great fit. I'm a culture guy."

Davis said the culture at Western Michigan was "blue collar, doing everything the right way and that's definitely how the Titans Up Nation does everything."

While his 6-foot-3, 209-pound frame is a bonus, the Titans are more concerned with precise route running, limited drops and a willingness to block.

"I feel like I am definitely dependable," Davis said. "I'm just going to do whatever I can and do whatever they need me to do."

The leader of Davis' new workplace, Marcus Mariota, just happens to be Davis' favorite NFL quarterback.

Davis will be the biggest, most athletic receiver with smarts Mariota has ever played with and should immediately be the Titans' most aggressive perimeter guy on offense.

"It's just his swagger," Davis said of Mariota. "He's an accurate quarterback, he's a great leader, he makes great decisions and he can use his legs. So he's a great quarterback."

He trained with Mike Williams and got to know John Ross a bit during the draft process. The three will

forever be linked after going fifth to Tennessee, seventh to the Chargers and ninth to the Bengals.

"I'm just very happy to be part of a great wideout class," Davis said. "I feel like it's one of the greatest."

###

**TITANS ROOKIE
RECEIVER COREY DAVIS
'AN IMPOSING FIGURE,'
COACH SAYS**

**BY JASON WOLF
THE TENNESSEAN
JUNE 14, 2017**

PAGE: 2C

Don't expect Corey Davis to let up now that the Titans are letting him go full bore.

"For the most part I won't pull myself out unless I really need to," Davis said after the Titans' rookie wide receiver, the fifth overall pick in the draft, practiced in full Tuesday for the first time since offseason ankle surgery. "I need the reps, and I need to get better."

Davis had been limited through the previous three weeks of organized team activities.

"We've been the ones that have monitored Corey Davis," Titans coach Mike Mularkey said after the first session of a three-day mandatory minicamp. "We've basically told him the plays we want him to be in. We know when there's a chance, where the ball's going to go. Now, we're leaving it up to him. What does he feel comfortable with his body and how much he can do? And from what I know, it looks like he did everything. That's a credit to him. He's been really wanting to get out on the field with his teammates, and I'm glad he's out here."

"He caught a lot of balls today. This is the most reps he's had since he's been here, and he was very productive today in a variety of routes. It was a good day for Corey Davis."

The 6-foot-3, 209-pound Davis, who set the all-time FBS career receiving record with 5,285 yards at Western Michigan, is expected to provide quarterback Marcus Mariota with a true No. 1 wide receiver and significantly upgrade a passing attack that ranked 25th in the NFL last year.

Davis caught a career-high 97 passes for 1,500 yards and 19 touchdowns last season, before joining Randy Moss as the only receivers from the MAC drafted in the first round.

"When you see Corey out there, you see an imposing figure," Titans wide receivers coach Frisman Jackson said. "He's a big dude that can run. You see why he went as high as he did. You see why he was such a highly touted guy coming into the draft, and he's got strong hands; he can run; he's competitive as heck."

"You watch him in meetings, he's competitive in the meetings, which for a young guy, young guys struggled to figure that part out about this game. But he's competitive in meetings, which is good to see. I like having him on the field. He's a difference maker and he should be able to make some plays for us this year."

Davis is part of a larger overhaul in the Titans' passing game – the team also used third-round draft picks on former Western Kentucky wide receiver Taywan Taylor and former Florida International tight end Jonnu Smith.

Davis said he notices a big difference between college and NFL.

"I do. That's one thing that you really notice, the speed of the game," Davis said. "Guys are bigger, obviously, but I'm getting there. Like I said, one day at a time."

In addition to his apparent size, strength and route-running ability, Davis showed the wherewithal to break up a possible interception Tuesday by knocking a pass to the ground.

"If I can't get it, no one will," he said, adding that it was great to compete without restrictions.

"Today was kind of the first day they really let me go full-go," Davis said. "It felt good. The team's

looking good. All these wideouts do a good job of helping me and making sure I'm staying on track, so I feel like the impression (I'm making) is good so far."

###

WR ERIC DECKER READY TO MAKE HIS MARK WITH TITANS

**BY JIM WYATT
TITANS ONLINE
JULY 28, 2017**

NASHVILLE, Tenn. – Eric Decker arrived to his first press conference in Nashville wearing a 615 hat.

Then reporters asked him for the 411 on his new team, the Titans.

What do you think of quarterback Marcus Mariota? How are you from a health standpoint? What do you think about the team's receiving corps? How good can the Titans be in 2017?

“(I am) very excited,” said Decker, signed by the Titans in June. “It was kind of a tough transition, getting released late in the offseason (by the Jets) in June, and then trying to figure out where my next home is going to be. I had about five teams I spoke to but Tennessee was the first to call and was really the most interested.

“Everything about it worked perfect for me.”

Decker is familiar with Nashville, and its 615 area code. He's had a home in the area for years, which “takes a lot of stress off.”

Now, he's getting more and more familiar with the Titans.

A third-round pick of the Denver Broncos in the 2010 NFL Draft, Decker has 385 career receptions for 5,253 receiving yards and 52 touchdowns in seven seasons. He has three 1,000-yard receiving seasons in his career, including a 1,288-yard season in 2013. He's also turned in 12 100-yard performances.

When the Jets released him, he opted to sign a one-year deal in Tennessee. Decker was limited to three games last season, placed on injured reserve on October 12 before undergoing hip and shoulder surgeries. Decker returned to the

team's offseason program, however, as a full participant. He said on Friday he's healthy, and ready to go.

“I feel great,” Decker said. “This is the best I've felt in quite some time. I had a few lingering injuries last year that unfortunately had to be taken care of. Being away from the game was hard ... (and) having to watch it from home and on crutches. But it kind of fueled my fire a little bit. I had a great offseason and got to spend time with my family but got some extended time to work physically and get in good shape.”

Decker was able to work with Mariota and some of the Titans away from the facility leading up to camp.

He said he's looking forward to being teammates with Mariota.

“I always knew he was a dynamic quarterback,” Decker said. “He can really throw and run and he had a successful college career. I thought he did really well as a young quarterback in the NFL to play and manage the way he did last year especially. I think he throws an unbelievable ball, and he has this attitude and demeanor about him that you can tell he is going to have a lot of success in this league. I am excited just to get more time with him. Throughout these next few weeks when we are in film study and on the football field I'll get learn a lot about him.”

Decker has a nice track record himself.

Since 2012, Decker's 43 receiving touchdowns rank fifth in the NFL and his 4,535 receiving yards rank 18th. His 33 red zone touchdown receptions are the second-highest total in the NFL over that time period. Between 2012 and 2015, Decker averaged 82 receptions for 1,085 yards and 10 touchdowns.

Decker joins a group that already includes veteran Rishard Matthews, who led the team in receptions and receiving yards last season. The Titans drafted Corey Davis with the fifth overall pick of the draft, and

also selected Taywan Taylor in the third round. Others, like Harry Douglas, Tajae Sharpe and Tre McBride also return, and will compete.

Decker spent his first four seasons with the Broncos before joining the Jets in 2014. Decker led the Jets with 74 receptions for 962 yards and five touchdowns in 2014. In 2015, Decker had 80 receptions for 1,027 yards and 12 touchdowns.

Decker said he likes the group in Tennessee, and he's looking forward to seeing where the season goes. He said he prides himself with being able to play a number of positions, “and I want to fit in and help any way I can.”

“I love the energy,” Decker said. “I just want to win some football games and I think this team has a lot of capability to do that.”

###

**TITANS LB KEVIN DODD
MAKES EMOTIONAL
RETURN TO FIELD**

**BY JIM WYATT
TITANSONLINE.COM
AUGUST 13, 2017**

NASHVILLE, Tenn. – It was an emotional return to the field on Saturday night for Titans linebacker Kevin Dodd.

Dodd, a second-round pick by the team in last year's draft, had been envisioning what playing again might feel like ever since he had a second procedure to repair a foot injury. During the past year he's questioned himself, while others doubted him.

When he walked on the field at MetLife Stadium in East Rutherford, N.J., before the team's game against the Jets, he got his answers.

"It's just football," Dodd said after the game. "But after coming out for warmups, it did feel a little emotional just to be back out there. It felt really special. When I first came out to warm up and get a feel of the stadium and the turf, I felt a little emotional. There were a lot of doubts in the offseason whether I would be where I am today."

Dodd played in 37 snaps, and he performed well.

The former Clemson star was around the football, and moved without any issues. He was credited with just one tackle, but he impacted a number of plays in the team's 7-3 loss to the Jets.

"It feels good to be back out there with my guys and not practicing and going up against someone else other than (teammate) Jack Conklin," Dodd said with a smile. "But it felt really good."

"We're still in camp, and I felt like we're still in camp. But by the time (the season) gets here, I'll be ready."

Titans coach Mike Mularkey said the team wanted to give Dodd a lot of playing time. Dodd played in just nine games last season, and he ended the year on Injured Reserve. He had a second surgery at the end of last year, which kept him out of the team's OTAs and minicamp during the offseason.

But he was back on the field for the start of training camp, and he was back on the field for the preseason opener.

"I'm sure it was (good for him)," Mularkey said. "Plus, his conditioning, he got a late start on conditioning. It's good to have the number of reps that he had. Nothing but good for him tonight to have all that experience and see where he's at conditioning wise."

###

**FULLBACK JALSTON
FOWLER APPRECIATED
IN TITANS BACKFIELD**

**BY JIM WYATT
TITANS ONLINE
FEBRUARY 21, 2017**

NASHVILLE, Tenn. — When NFL Network analyst Michael Robinson spent time with Titans running back DeMarco Murray recently, they had a conversation that brought a smile to Robinson's face.

Murray, who led the AFC in rushing with 1,287 yards in 2016, was raving about Jalston Fowler, his fullback with the Titans.

"It's funny," said Robinson, who played fullback for eight seasons with the 49ers and Seahawks. "DeMarco told me: 'Man, it feels good to have a fullback.' We talked about having a fullback, and how it helps.

"Fullbacks, we are really a position of service. We don't get a lot of 'Thank Yous.' So it was pretty cool."

Robinson, a Pro Bowler in 2011 who won a Super Bowl ring with the Seahawks in 2013, said he's been impressed with Fowler, the team's fourth-round pick out of Alabama in the 2015 NFL Draft.

Fowler was a Pro Bowl alternate in 2016 during a season when the Titans finished third in the NFL in rushing behind Murray and rookie Derrick Henry, who finished with 490 yards and five touchdowns.

"There's not a lot of teams that actually major in (the fullback), but look at the top of the league in rushing, and they have fullbacks," Robinson said during Super Bowl week in Houston. "(Fowler), he is really interesting. He plays with leverage, which not a lot of fullbacks understand that. But he is able to play with leverage and gets separation, and he is able to block a half of a body, which you have to be able to do in the zone run scheme. He does a great job of that, and I

think that is what separates him from some of the other fullbacks that are more just thumpers."

In 2016, Fowler played in all 16 games for the Titans for the second straight year.

In 32 career games, Fowler has just eight carries for 16 yards, and six catches for 58 yards. As a fullback, he does a lot of the dirty work, and he's also a key performer on special teams.

Robinson said Fowler is still improving, but he believes he can be a key cog on a team on the rise.

"It is one of those positions, where we are really moving guards," Robinson said of the fullback position. "We are asked sometimes to block d-tackles, block d-linemen. But I don't think people truly understand how much they are the eyes to the running back. A running back can blindly follow him and be able to at least puncture through the line of scrimmage.

"(Fowler) seems tough. There are some technique issues that I would have some suggestions with him on but he is definitely above average. And I love the way the Titans run the ball. I think they are one of the sleeper teams in the league. They play the brand of football that resonates through the fourth quarter of the season. And you may see them in the mix at some point in the future."

###

**TITANS RB DERRICK
HENRY READY FOR YEAR
2 IN NFL**

**BY JIM WYATT
TITANS ONLINE
JUNE 7, 2017**

NASHVILLE, Tenn. – This time last year, running back Derrick Henry was just settling into his new team, in Tennessee.

He'd been through a whirlwind year that included a Heisman Trophy honor, training for the NFL Combine, pre-draft visits and finally the NFL Draft, when the Titans selected him.

He's spent this offseason focused on training, and improving.

"I've just worked hard," Henry said on Tuesday. "I worked out Monday through Sunday, just making sure my body was in shape, running, making sure I was prepared when I got back. I focused on me getting better. Whatever I struggled at last year, I want to get better at that, and be a better player. I want to be better, that is the main goal, the main focus."

Henry created some sports talk radio chatter when he was absent the first two weeks of the team's voluntary offseason program.

Henry was back on campus at the University of Alabama, and head coach Mike Mularkey said earlier this offseason he didn't have problem with it, aside from a lack of communication. Henry acknowledged on Tuesday he could have handled things better. Henry was taking classes in Tuscaloosa, and he's closer to earning his degree, something he promised his family, including his late grandmother, he'd do.

The hulking back said he's also put on more muscle following a rookie season when he rushed for 490 yards on 110 carries for the Titans, with five touchdowns. Henry also caught 13 passes for 137 yards while

playing behind starting running back DeMarco Murray.

###

Henry said he's better off from a mental and physical standpoint this offseason. He's focused on improving as a pass blocker, and catching the football, among other things.

"I've had more focus, not a lot of distractions," Henry said of this offseason. "The draft process (last year), going here and going there. ... I was at school (this year) working out Monday through Sunday and making sure I am better."

Henry has taken part in all eight organized team activities, and has looked good.

Coaches have praised him, in fact.

"I think he has looked great," Mularkey said of Henry. "It is evident he has worked extremely hard. I saw a lot of videos of him working out at Alabama. I think he has looked very well, really good for this time of year."

Titans running backs coach Sylvester Croom said Henry impressed him the day he showed up for the offseason program.

"He looks great, is moving well and seems to be in very good shape for this time of the year," Croom said of Henry. "It's obvious he's been doing a whole lot of work in the time he's been away."

The Titans have two more OTAs this week, followed by a three-day minicamp next week.

The team begins training camp at the end of next month.

Henry said he's ready to tackle year two in the NFL.

"I feel like year one you are experiencing and learning," Henry said. "And in year two it is time to attack. You know everything, you went through the process and now it is time to go. Put your foot on the pedal and don't let up."

**DERRICK HENRY
LEARNED FROM ROOKIE
YEAR, READY FOR YEAR 2**

**BY JIM WYATT
TITANS ONLINE
AUGUST 1, 2017**

NASHVILLE, Tenn. – Derrick Henry was the face of Alabama football during his final year at the school.

The hulking running back won a Heisman Trophy, rushing for 2,219 yards and 28 touchdowns during the Crimson Tide's national championship season in 2015. Henry averaged 147.9 yards per game that year, on a whopping 395 carries.

So when he arrived in the NFL and took a back-up role with the Titans, it was naturally an adjustment.

Henry admitted as much after practice on Tuesday. But he said he learned from the experience in his first NFL season.

"It was different, coming off the year that I had in college, coming in and being the second guy," Henry said. "But it was a growth year, an experience year, and it helped me learn a lot and prepared me this year to get better."

Heading into Year Two, Henry is ready to help any way he can in an offense that still has the NFL's third-leading rusher from a year ago in veteran back DeMarco Murray, and plenty of new weapons at the receiver position.

"I am just trying to get better, and help the team," Henry said. "Even when I am not the starter, I feel like the starter. You go out here in training camp and try and make plays.

"(My mindset) is to be better than last year in all aspects of my game. I was training, working out hard (this offseason). I just want to try and do everything I can do to be

better than I was last year, from running to catching to blocking."

Henry said he's also put on more muscle following a rookie season when he rushed for 490 yards on 110 carries for the Titans, with five touchdowns. Henry also caught 13 passes for 137 yards while playing behind Murray.

Titans coach Mike Mularkey said Henry has looked faster, and Henry said he's better off from a mental and physical standpoint heading into the season. He said he's a little heavier than he was a year ago, but said he feels great.

He's been impressive in camp. Henry got a lot of work with the first team on Tuesday, as the Titans eased Murray's workload for the day.

"He's a good player, he's a very good player," Mularkey said of Henry. "He came back in tremendous shape.

"I think the familiarity of the offense from this time last year to this time this year, there's not a lot of thinking. The blocking schemes, and having the same guys blocking for him, there's a lot of (reasons) why he's further ahead than he was last year at this time."

Mularkey has said on numerous occasions Murray will continue to be the workhorse back after rushing for 1,287 yards on 293 carries in 2016. But Henry will get opportunities, Mularkey said.

"I think he knows his role here," Mularkey said of Henry. "He knows we want to get him the football when we can, he understands his role. That's why he practices the way he practices, that's why he meets the way he meets. He gets it, he's a team player. If you don't practice like you're a starter you're going to have a problem when you line up on Sunday, whether it's starting a game, or coming in on a game, you better practice like you're a starter."

Teammates have been impressed with Henry as well.

"Derrick is a great player," center Ben Jones said. "He works extremely hard, and everybody sees it. He is always training, he is always pushing. When he steps in the huddle, you don't look at him as a young guy. You want to block for him, and he can do the same thing DeMarco can do with the ball. They are both special, they both do different things, but we are happy to have him.

"He could be a No.1 on most teams, and he will be the No.1 one day."

For now, Henry plans to keep working hard.

He'll be ready when his time comes.

He feels like a different player than he did this time last year.

"I know I feel a lot better than last year," Henry said. "When you are rookie, you are trying to get acclimated, and trying to learn everything and get more experience. This year I feel a whole lot better, second year. So I know the offense pretty well and I'm trying to get better every day."

###

**THOMAS: BELLEVILLE
ROOTS PROPEL JACKSON
TO NFL**

**BY JIM THOMAS
ST. LOUIS POST-DISPATCH
AUGUST 21, 2017**

NASHVILLE, TENN. • Whatever's the opposite of late bloomer — instant bloomer? — well, that would be young Adoree' Jackson.

Jackson thinks he was about 10 years old when he went to tryouts for his first little league football team in Belleville. All the youngsters went through drills that day, after which a draft was held to fill out the rosters for three teams.

"One of the coaches knew I was good, but they picked last," Jackson recalled. "So he was like, 'Just play bad and we'll pick you up.'"

That's right, the coach wanted Jackson to sandbag his drills. But Jackson couldn't do it — he ended up as the No. 1 overall pick, going to the Little Knights.

"That's when I figured I could do something good at this," Jackson said last Thursday at Tennessee Titans training camp.

For his father, Christopher, the revelation came just a little later, when Adoree' scored a long touchdown on the first day of practice. His son's first loves were basketball and track, but Christopher nudged him over to football.

"I just wanted to see what he could do with the speed that he had," Christopher Jackson said. "And the speed he had took him a long way."

All the way to star status in football (and track) at the University of Southern California, and then first-round NFL draft status last April by the Titans.

"It's certainly there," Titans coach Mike Mularkey said, when asked if Jackson was as athletic as advertised. "You see that every day

he comes out here. The speed, the quickness.

"He's got a little bit of a swagger, which at that position, I kinda like. It's not one that's a distraction; it's a confidence that I like about him."

Jackson will play cornerback and return kicks in the NFL. Who knows, eventually he may play some offense, too, which he did at USC.

Born in East St. Louis, Jackson spent his freshman year at Belleville East High, then moved to the Los Angeles area to live with older sister Lekisch Williams. There were many factors behind the move, all related to sports.

For one, Jackson said Belleville East wanted him to switch to quarterback, a move he didn't want to make. The warm weather in Southern California meant he could concentrate year-round on track — with the long jump his specialty.

Most of all, he wondered if he would get noticed by colleges after seeing a friend ignored in the recruiting process.

His one year at Belleville East was interesting, to say the least.

"Football went all right," Jackson said. "I didn't come out till late, so they had me on freshman team. I played like four games, I averaged like three touchdowns a game."

But a broken thumb ended that season early.

Basketball and track went better, although as was the case with football, Jackson spent the year on the freshman basketball team.

"He finished second in the state in the long jump his freshman year, and he was an unbelievable basketball player as well," said Jeff Creek, now Belleville East's varsity hoops coach, but then coach of the freshman squad.

"He played freshman basketball the whole year, which I'm still shocked

(about) because he was leaps and bounds better than everybody else. He was an ultra-quick point guard and he actually got up and dunked it a couple times in games."

At 5-foot-7.

Obviously, dozens of St. Louis area high school athletes receive scholarships to Division I schools every year in football, basketball, track, whatever. So it's hard to think Jackson would have been overlooked by recruiters had he stayed at Belleville East. Then again, it's hard to argue with the results after the move to the West Coast.

"He's never gonna look back with any kind of regrets because it basically worked out as best as it could," Creek said. "You just don't see talent like that very often. He stood out, and you knew he was gonna do something special."

"I went to Belleville East, and I've been around this area for probably the last 25 years, and we haven't had an athlete like him coming out of Belleville East. I think he's one of the best, if not the best athlete that's ever come out of here."

Jackson starred at Serra High School in Gardena, Calif., a school that includes current NFL players Robert Woods (Rams), Marqise Lee (Jaguars) and Paul Richardson (Seahawks) among its alums.

He starred at USC, where he was the Thorpe Award winner last season as the nation's top defensive back, and tied the NCAA career record for most touchdowns on kick returns (punts and kickoffs) with eight. In track, he was a two-time Pacific-12 Conference champion in the long jump, placing 10th at the U.S. Olympic trials.

The early signs are that the NFL won't be too big of an adjustment, either. Due in part to the surprisingly strong training camp by LeShaun Sims at cornerback, Jackson has yet to crack the starting lineup on defense.

He's getting reps with the second team both at corner and nickel back. But he displays his ballhawking skills continually in practice — he had an interception Thursday in a joint practice against the Carolina Panthers.

He will contribute in the return game right away. He gave Titans fans a glimpse of what to expect with a 63-yard punt return for a score in Saturday's preseason game with Carolina. Alas, the play was called back on a penalty.

Even with all his potential, Jackson was considered a little raw by NFL cornerback standards — coming out a year early. But it seems to be only a matter of time before he's starting.

"I think he's been very productive," Mularkey said. "He's learning a lot. He's getting a lot of reps. He's seeing a lot. ... He's getting a lot of experience, which is good for him."

Jackson grew up a Rams fan, owning Kurt Warner and Marshall Faulk jerseys as a kid. He was disappointed when the Rams left St. Louis and has told his father had the team stayed maybe he could've played for his hometown team. As it is, Nashville's only about a four-hour drive from home.

Without the Rams, some fans in the St. Louis area have adopted the Titans, including a growing legion on the East Side who have been ordering Jackson's No. 25 jersey.

"That's good," Jackson said. "I'm gonna have to recruit everybody up there I know from church, from East St. Louis, the whole 618."

And maybe some in the 314.

###

**ADOREE' JACKSON'S
WORLD-CLASS LEAPING
ABILITY STARTED WITH
A FISHER-PRICE HOOP**

**BY PAUL KUHARSKY
ESPN.COM
APRIL 29, 2017**

NASHVILLE, Tenn. -- Adoree' Jackson may be 5-foot-10 and 186 pounds, but he also may be the draft's best defensive back when it comes to going up and getting the ball.

He credits his older siblings -- Christopher, who's seven years older, and his sister Lekisch, who's 14 years his senior.

"I always played with them, so just competing, that's what helped me out a lot," Adoree' Jackson said. "Just being competitive and not playing with kids my age. I was always acrobatic, I would always try to dunk the ball when I was a little kid on a Fisher-Price goal.

"I would put the goal up high enough when I was outside and try to dunk the ball. I just think those were the things that translated in being able to high-point the ball and getting up high."

The best cornerback to play for the franchise in the Titans era, Samari Rolle, loves Jackson as a defensive back.

"He's a world-class athlete with his track background and he has amazing ball skills," Rolle said on my radio show, The Midday 180. "His ball skills are like second to none. He high-points the ball and he can play the ball in the air."

Rolle said Jackson needs polish and work on his technique since he could often rely solely on his athleticism to make plays at USC.

As an 8-year-old, Jackson darted around closed gates to cross in front of an approaching train because thought he might be late getting home -- a story he told the L.A. Times in 2015.

"I've got some of that speed still, and judgment's still wise," Jackson said, grinning. "That was a smart decision then and I think it's still a smart decision now. I'm 21 now, so [my parents] just found out. They didn't say much, they just said they didn't know about that."

It sounded as if being late was a worse fate than getting hit by the train.

Did he get home on time?

"I'm here now," he said to a big round of laughter.

###

TITANS ROOKIE ADOREE' JACKSON CAN DO THINGS MOST PLAYERS CAN'T

BY JOE REXRODE
THE TENNESSEAN
AUGUST 8, 2017

If we were taking a crowd “Oooooooh” count from the start of Titans camp, rookie cornerback Adoree' Jackson would be in the lead right now. Only because when Derrick Henry tears through the defense like Bo Jackson in Tecmo Bowl, the sound is more like “Ohhhhhhhh.”

The prevailing question with eight camp practices down and the preseason opener coming up Saturday at the Jets is how much “Oooooooh” Jackson is going to produce when the football counts. As a returner, I have no question he'll have his moments. He'll return punts and we'll wait and see on kickoffs – the Titans may prefer to split that up and can do so more easily if Eric Weems makes the roster to bolster special teams. But honestly, I'd be very tempted to have Jackson, the No. 18 overall pick out of USC, return everything he can possibly return this season. And it may be that he has the time and energy available, if he doesn't end up a defensive starter.

Second-year corner LeShaun Sims has taken every rep in team drills as the starter opposite Logan Ryan, that's how the first depth chart read Monday, and that's not just a way to motivate the rookie. Sims has earned it, rewarded by coaches for being one of the three top workers on the team in the offseason, and he looks the part out there. He said Monday there's a “world of difference” from last year to now in terms of his understanding of Dick LeBeau's defense. If it's Sims with Ryan on the outside in that Sept. 10 opener against the Oakland Raiders, you're going to see two corners who play physical and smart, who battle, who bring reliable run support and who upgrade the Titans from what they were last season.

You're also going to see two corners who can't do some of the things the 5-foot-11 Jackson can do. Because very few people can do some of the things Jackson can do.

“He's probably one of the better athletes in the NFL already,” Titans secondary coach Deshea Townsend said last week of a guy who had 15 touchdowns at USC – four on punt returns, four on kick returns and one on an interception – and was an All-America long jumper who placed 10th in the U.S. Olympic trials.

Monday night delivered the latest example of Jackson's potential as a defensive playmaker. First he messed up, stumbled and got beat by Mekale McKay in one-on-one drills. Then Townsend sent him right back into the mix, and he lined up against former Vanderbilt wideout Jonathan Krause. Marcus Mariota was the passer on this rep, and he put up a deep ball that was on target. It was going to hit Krause in stride and Jackson was going to be toasted on both sides in a matter of seconds. Except Jackson turned on those burners, turned his head, found the ball, leaped and grabbed it out of the air.

“Oooooooh.”

“I was wondering if he was going to get his head around on the go route and he just snapped it,” Titans coach Mike Mularkey said of the play. “Right when the ball came in, snatched the ball out of the air. It was a great play. That's the second time he's done that. He's doing some things we haven't really been consistently doing around here since I've been here.”

The ability to turn and locate the ball in the air while maintaining acceleration, in particular, is something that is more difficult than it looks and less common in the NFL than you might think. But this was a one-on-one drill, a moment of isolation with no thinking required. To make plays like that in games, Jackson has to be reliable enough to be on the field. He has bigger receivers to battle, run support to provide and that LeBeau system to

master. The results have been mixed there. That's no big surprise, and Sims' consistency is a positive at a position that needs as much quality depth as it can get. But the Titans need Jackson to make strides in the weeks ahead. They're also exploring his suitability in the slot, where his attributes certainly help.

“His athletic ability will be one of his strengths being in there,” Mularkey said. “His quickness — he's a good player.”

Other than Marcus Mariota, he's my No. 1 player to watch Saturday in the first preseason game. The more “A-ha” moments for Jackson in the next few weeks (and I'm not talking Norwegian bands from the 1980s), the more “Oooooooh” moments in the fall. Right now his concern level on repping primarily with the second-team defense can best be described as: “Eh.”

“I don't look at depth charts,” Jackson said. “I understand that when you get your opportunity you have to make the most of it. I remember coming in to USC all like sixth string, end up working my way to third string and then getting a starting spot I think like the fourth game of the season. So it's all about, whenever the coach calls your name, go play.”

###

**TITANS SAW
IMPROVEMENT IN DL
AUSTIN JOHNSON IN
ROOKIE SEASON**

**BY JIM WYATT
TITANS ONLINE
FEBRUARY 22, 2017**

NASHVILLE, Tenn. — Austin Johnson learned patience in college, and the experience helped him during his first NFL season.

The defensive lineman hopes to follow a similar path to success with the Titans.

“As the season went on, I feel like I got better in the defense,” said Johnson, a second-round pick by the Titans in the 2016 draft, out of Penn State. “I am definitely better from a technique standpoint. And being around some of the veterans, it was eye opening, just listening to them and learning what to expect.

“I know I have to keep getting better, so it’s just continuing to build.”

Selected 43rd overall in the draft, Johnson was inactive for six of the team’s first nine games. But he ended on a high note, playing in the final seven games, when he made some plays. Johnson finished with 15 tackles, a half sack and a quarterback pressure during his rookie season.

Titans defensive coordinator Dick LeBeau said the experience helped him.

“(His improvement) has been constant and steady, and I think it accelerated the last few games,” LeBeau said at season’s end. “I have talked a lot about the experience factor at this level, getting NFL snaps and playing experience and that’s helped him grow.

“You can talk and show and teach, but until they get on the field and experience NFL competition, that will bring their career along the quickest.”

At the end of the season, Johnson talked about paying his dues at Penn State before he broke through, and had big success. Johnson racked up 78 tackles and 6.5 sacks in his final season at Penn State. He also had a 71-yard fumble return for a touchdown that year.

He has high hopes for his future in Tennessee. As a reserve nose tackle at Indianapolis, Johnson teamed with linebacker Derrick Morgan to sack Colts quarterback Andrew Luck. Johnson totaled a career-best four tackles in the team’s win at Kansas City late in the season.

“At Penn State I had a redshirt year, so I sat out for a year behind a good group of guys,” he said. “It took a little time, and it was a process, and I redshirted and then my redshirt freshman year I rotated in, played a lot of snaps and made some plays. And I was constantly building. My sophomore year I got even better, and redshirt junior year I kind of took off.

“So (the NFL) is another process. I am definitely better (from when I first arrived), and I just have to get better in the defense, and being able to play in it.”

###

HOW TRAGEDY INSPIRED TITANS CENTER BEN JONES TO GIVE BACK

**BY JIM WYATT
TITANS ONLINE
APRIL 5, 2017**

NASHVILLE, Tenn. – Ben Jones was just 10 years old when he received news that would change his life forever – his father had been killed in a freak helicopter crash not far from home.

A forester, Steve Jones was aboard a helicopter inspecting timber for insect damage when his aircraft went down. The crash killed Jones and the pilot.

In the wake of the tragedy, friends in the Brent, Ala., community rallied behind Jones and his family. His mother became “the rock.” And the experience made a lasting impact on Jones, a five-year NFL veteran who is set to begin his second season as the starting center with the Tennessee Titans.

“During the tough times, our family made something of it,” Jones said. “My dad’s death was one of those accidents you never prepare for, but my mom was strong and a lot of kids benefited from it. It opened our eyes as a family. It’s not about us, it’s about helping others and giving other kids an opportunity.”

Jones is ready to give back to the Nashville community – and the Ronald McDonald House – by hosting the first annual Ben Jones Celebrity Clay Shoot on May 12 at the Nashville Gun Club. Spots still remain for those 18 years or older, including a number of team slots.

Roughly 20-25 Titans are scheduled to take part in the event, hosted by Jones and his wife, Alex. The event will directly benefit families staying at the Ronald McDonald House in Nashville by helping fund a kitchen remodeling project. For more information, or to make a donation, visit www.BenJonesclayshoot.com.

Jones said family and other friends have benefited from the Ronald McDonald House in the past.

“It is close to my heart,” Jones said. “And it’s close to the heart of my family and everyone I know who has benefited from it.”

Jones, who played four seasons with the Texans before joining the Titans prior to last season, started all 16 games in Tennessee in 2016. He’s played in 80 games, with 59 starts, in five seasons.

Jones said his childhood – he also fractured his skull when he was 10 when he was hit by a baseball bat and he lost a friend in a four-wheeler accident – helped shape him as an adult. Jones grew up in Brent, Ala., and played college football at Georgia.

“My dad was my little league coach growing up and when he passed, my mom and her father pretty much took over little league sports,” Jones said. “She coached baseball, basketball and would drive me 45 minutes to wrestling practice every day. She did everything sports and academics. She was our rock, and I’ll never forget that.”

“Also, when my father passed away when I was 10, they started a foundation or fund to help benefit kids in youth sports and if anyone wasn’t able to pay for their sports or didn’t have a ride, our family would step up and help those kids financially so they could still play sports,” Jones continued. “A lot of families in our hometown were single parents and we’d give them a ride in my mom’s SUV or my granddaddy or uncle would give them a ride -- our whole team would be kids that needed a ride. I guess they weren’t our friends starting out, but we were close afterward.”

“You learn from experiences like that and it makes you want to help when you get a chance.”

###

**NEW LINEMAN DENNIS
KELLY A GOOD FIT,
TITANS SAY**

**BY JOHN GLENNON
THE TENNESSEAN
AUGUST 17, 2016**

PAGE: 2C

In acquiring 6-8, 321-pound lineman Dennis Kelly from Philadelphia in the Dorial Green-Beckham trade, the Titans hope they've found an offensive lineman who will be a natural fit for new offensive line coach Russ Grimm's power system.

"I felt good about him when we discussed making this (trade)," Titans coach Mike Mularkey said. "I watched tape of him. I felt good about watching him play, his style. I thought he would fit with what we do."

Kelly started just two of the 15 games he played in for Philadelphia last season, but he still saw a solid amount of playing time. Per Pro Football Outsiders, Kelly got 453 snaps in 2015, the sixth-highest total of any Eagles lineman.

In the Eagles' first preseason game against Tampa Bay, Kelly saw 36 snaps, the fourth-highest total of any Philadelphia offensive lineman.

He's started 15 of the 30 NFL games he's played in, 10 of them coming in his rookie season of 2012.

"He's played, started games, he was in in the second series against Tampa and played a good portion of the first half," Mularkey said. "I liked what he did there. Again, he's very similar, in versatility (to injured Byron Bell and Josue Matias).

"(But) if somebody better comes across the waiver wire, we're going to go snag him if we can. We're going to try to improve this roster every day."

The Titans will likely start Kelly out at left tackle, but he can play a

variety of different spots, which is important for the Titans because they don't have much experience at left guard either.

Dennis Kelly of the Philadelphia Eagles was traded

"I just think based on his skill set, he's big, smart and tough and he's versatile," Titans general manager Jon Robinson said. "He's played a lot of positions, so he'll be a nice added mix to that group for us.

"(The trade) was really just value based. Dennis was a guy we thought could help our football team, would make us a more competitive position up there."

Kelly's brother, Tim, was offensive quality control coach in Houston, where he coached current Titans center Ben Jones.

"I've already talked to (Kelly)," Jones said. "We're always excited to get another offensive lineman in the room who has some playing experience. It's always good to have more guys who've played some snaps."

###

JOSH KLINE PROVING TO BE NICE ADDITION TO O-LINE

**BY JIM WYATT
TITANS ONLINE
OCTOBER 12, 2016**

NASHVILLE, Tenn. –When the Titans claimed offensive lineman Josh Kline off waivers the week before the regular season opener, he was viewed by many as an insurance policy.

When starting right guard Chance Warmack suffered an injury in Week 2, the Titans immediately cashed in. Kline was thrown into the mix a week later, and he's started ever since.

"He's fit right in," Titans coach Mike Mularkey said of Kline. "He's smart, he's tough, and he understands what we're trying to do. You know, he doesn't say a whole lot, he's a quiet guy, but he's playing our style."

Kline is part of an offensive line that's ranked No.1 in the NFL by Pro Football Focus. The Titans are currently ranked second in the NFL in rushing offense through five games, averaging 148.6 yards per game on the ground. Quarterback Marcus Mariota has been sacked just five times, and only twice since Kline has been in the starting lineup.

Mularkey indicated when Warmack tore a tendon in his finger – and had surgery – that he probably wouldn't return again this season. The team placed Warmack on Injured Reserve last month.

The team certainly seems very satisfied with Kline (6-3, 300), who played in 14 games for the New England Patriots last season, including 13 starts – seven at right guard and six at left guard. Kline also started at left guard for both of the team's playoff contests.

"He's played extremely well," Mularkey said. "He has had a tough duty, especially (vs Miami). There were some plays — we had some

double teams in that game -- that you can't draw them up and script them any better than they doubled these guys out of there. He had a lot of pressure on him to perform, and he performed really well against that front.

"He started some big games in New England. You just have to say they wouldn't have put him in there if they hadn't had the trust that you need to have in a guy in big games. He's really done everything we've hoped he would do. I mean, it was a very good pick up."

Kline, originally signed by the Patriots as an undrafted free agent in 2013, played in 33 games over the previous three seasons in New England, with 18 starts.

He said on Monday he likes the environment in Tennessee, where he's developing chemistry with the guys who line up next to him -- center Ben Jones and right tackle Jack Conklin -- in addition to left guard Quinton Spain and left tackle Taylor Lewan.

"(Before I only knew them) on paper, not personally," Kline said of his fellow offensive linemen. "But I've come to know them and they are great guys. We have a great room and a great coach, and we just have to keep working on things as an offensive line and keep getting better and just go from there."

This week, the Titans face the Browns, who sacked Mariota seven times in a game last season. The Titans lost that game, 28-14.

While Kline brought with him valuable experience when he joined the team (he played in four playoff games with the Patriots), he downplayed how much influence he might have on his new teammates.

He made it very clear he's just ready to do his part.

"I think they already had the pieces here, and we just needed to execute and do the little things right," Kline said. "Last Sunday shows what we could do.

"I am just trying to do everything I can to help out the team. I still have a lot of work to do, a lot of stuff I need to work on personally to try and get better every day. I think we've played well as a team, and now we are just worrying about Cleveland this week at home."

###

**TITANS' TOUGHEST OF
TOUGH GUYS — KARL
KLUG — JUST TRYING TO
KEEP UP WITH TWIN
BROTHER**

**BY JOE REXRODE
THE TENNESSEAN
AUGUST 9, 2017**

PAGE 1C

Karl Klug might be the toughest Titan. He might not be the toughest 29-year-old man with the last name of Klug living in Nashville.

If Karl's identical twin, Kevin, was going to engage his brother in a scrap or wrestling match, he'd have to build into a rage first. Kevin always gave up at least 10 pounds to Karl, and at one point in their lives it was about 60.

"I had to get angry to have any chance against him, just like he's got to get angry to compete against guys in the NFL who are 40 pounds heavier than him," Kevin said of Karl. "You get angry, or you get worked."

Karl agrees with that outlook — "You kind of have to flip a switch to play in this league," he said — and that's no surprise considering these are twins who talk about four times a day and are said in the family to have their own language. "Grind" is an English-language word they both use a lot.

In the past few months, Kevin has seen his young business, Klug Fitness, grow quickly. He'll bring a full-size van with a gym in it to you. Also in the past few months, Karl has obliterated the expectations of doctors and put himself in position to help the Titans defensive line in the Sept. 10 opener against Oakland.

The original timeline, after Karl tore his left Achilles tendon in a Dec. 19 win at Kansas City, had him in street clothes and weeks away from returning at the start of the 2017 season. But the 6-foot-3, 278-pound defensive lineman was out there

running at the start of his seventh training camp, a full two months earlier than that was supposed to happen.

So add it to the legend of the man who gets an appreciative "Kluuuuuuug" from fans when he makes a play. And understand that his return to the field this season is more than a nice story. It's crucial for a defensive line and a team that draw from his relentlessness.

Coach Mike Mularkey said Karl was an "animal" during his offseason rehabilitation, which included the use of painful blood-flow restriction therapy to stimulate the muscles around the tendon. He was a top candidate for toughest guy in a locker room full of tough guys before this injury, but now it's almost silly to consider anyone else. He's certainly the only guy in the room who still uses a flip phone.

"It's Klug," fellow defensive lineman Angelo Blackson said. "Klug's Klug."

"One of the hardest-working and toughest guys we have," Titans defensive line coach Nick Eason said of Karl, who was slowly increasing his reps before a left ankle twist that may keep him out of Saturday's preseason opener at the New York Jets. "If you want to go down a dark alley, you want to go down a dark alley with that guy. You look at him over there with his kids and his wife, he's a family guy. But at the end of the day, he really represents what it means to be a Titan. What it means to be a football player."

Karl and his wife, Stacy, have three children ages 4 and younger, and when he reunites with them for a few minutes after a training camp practice, he's a happy-go-lucky father. His on-field alter ego has far exceeded expectations to provide for them. Even with Karl rehabbing an injury that can permanently hinder an athlete's mobility, the Titans signed him to a two-year, \$5 million deal in the offseason. Before the injury cost him the final two games of the 2016 season, Karl

had seen action in 94 straight games, starting with his rookie season of 2011 after the Titans took him in the fifth round out of Iowa. He has played through nagging injuries, as he did at Iowa — a herniated disc and torn ligaments in a big toe, to name two that actually got reported.

"The dude never complains," Kevin said of his brother. "He'll just ride out an injury until he can't walk anymore."

Quiet tolerance is a family tradition. When the twins were in middle school in their hometown of Caledonia, Minn., Kevin suffered from a condition that caused him to throw up after meals and choke on his own saliva at night. He and Karl were the only two who knew about the vomiting for a year and a half, which delayed the eventual diagnosis of achalasia — a condition that restricts the esophagus — and surgery to correct it.

"That was quite an ordeal, and it went way too long," said their mother, Mary. "We kept taking Kevin to the doctor but they treated him for asthma until he told us (about the vomiting)."

Kevin was about 60 pounds lighter than Karl after his surgery, and he never caught up. Karl got a full ride to Iowa and had to prove himself there as a 207-pound freshman defensive end. Kevin got a partial scholarship at Minnesota State University, Mankato, and played linebacker.

To this day, Karl gives the family toughness nod to Kevin. Their parents, who grew up on neighboring farms in Caledonia, instilled it.

"Grinding is all we knew," Karl said, and they still work out together with that word as a guide, though in the past several months Karl has had to stick exclusively with the Titans medical staff.

That work has further enhanced the Klug name in the Titans locker room, but that wasn't the point of it.

The Titans need Karl and the energy that has created 20 career sacks and so much disruption beyond that number. His comeback is ahead of schedule but it isn't complete yet.

"I've heard some people say, 'Oh, you'll never be the same,'" Karl said. "Well, I don't know. We're still going to find out, you know?"

###

HOW TAYLOR LEWAN TURNED THINGS AROUND (SPOILER: IT WAS A GIRL)

*BY PAUL KUHARSKY
PAULKUHARSKY.COM
JULY 31, 2017*

Taylor Lewan came into the league as a gifted athlete with virtually all the qualities an NFL team seeks in a left tackle.

Except for a tendency to do some dumb stuff -- the sort that left fans with their hands on their heads and prompted Mike Mularkey to strip him of a captaincy during his second season playing in the league.

It left a lasting impression that did not help him even as he matured a great deal in his third year. He was flagged for a crucial, costly penalty late in a Week 3 loss to Oakland, when he launched himself into a pile to help receiver Tajae Sharpe and got an unnecessary roughness penalty that stalled what looked like it would be a late, game-tying drive. In Week 10, he was tossed out of the win over Green Bay early on for making contact with an official.

Even with the two gaffes, he emerged as a key, dependable piece of an offensive line that did very well protecting Marcus Mariota and blocking for DeMarco Murray and Derrick Henry.

Mularkey's faith played a big role, as did the first year with Pro Football Hall of Famer Russ Grimm working as Tennessee's offensive line coach.

The top settling force, however, was Lewan's fiancée, Taylin Gallacher. The couple's daughter, Wynne, turns four weeks old Wednesday.

Gallacher sounds like a psychiatrist. She is not one, though she says a lot of people get the same vibe from her. Still, she clearly saw the issues that were holding Lewan back, both at work and at home, and she called him on them.

"Honestly, how it started is, he wanted to win me over as the girl in his life, and I was not having any of that," she said after a recent training camp practice, her baby wrapped snugly to her and sound asleep. "I was like, 'I will be your friend.' Because of the song and dance. I didn't trust it, he was giving me a show and I didn't care for the show. He puts on the best kind of show. Now I appreciate the show.

"He was so willing and able, he saw the direction his life was going, he just didn't have the tools. And that's from where he came from, it's how we all are, it's where we came from. As soon as he got the tools, he just took it and ran. He's still running and he's still growing. Having a daughter, she's kind of taken over the next little bit of his growth here. Things plateau. I think it took six months to get those things ingrained in him, who he wanted to be and what he wanted to be and things just took off.

"I was so proud of him."

It wasn't an easy climb, and it's the kind of thing plenty of us might hear and see to be true but fail to act on effectively.

After one of his worst games in 2016, when Texans linebacker Whitney Mercilus had a big game against him as he recorded 3.5 sacks. The Texans took down Zach Mettenberger, a good friend of Lewan's, a total of seven times.

He did well taking ownership of it.

"I definitely played one of the worst games I ever played in my life," he said after the loss.

But the week went badly from there.

A day later I posted this on Instagram.

Lewan didn't like it and made a rare player appearance in the pressroom at team headquarters, showing it to me on his phone and asking what it was. (I said it was Mercilus beating him, in what he had already called

one of the worst games of his life and one his coach, Ken Whisenhunt, had also been critical of Shockingly, this did not placate him.))

A day later, Whisenhunt was fired. And before Mike Mularkey coached his first game as the interim head of the Titans, he stripped Lewan's captaincy and gave it to veteran running back Dexter McCluster.

Publicly, Lewan said the right things. But for a proud guy coming off a terrible game, it had to have been embarrassing.

He and I got past it that encounter in time, largely because he was getting better and noticing that I was talking note along with everyone else.

When he got the late hit penalty against the Raiders last year, he joked with me that the reaction I asked him to have instead would have necessitated teleporting powers.

This week he joked with a young duo of reporters who do podcasts about the Titans that one of them once said that players are either born Pro Bowlers or not, and that Lewan was not.

He played in last year's game for the AFC with Joe Thomas and Andrew Whitworth.

With free-agent center Ben Jones taking on the leadership role on the line in 2017, Lewan could do as much or as little as he felt comfortable with in that regard. With Grimm, Lewan and the rest of the line didn't feel nearly as robotic as Whisenhunt's disaster of a line coach. Bob Bostad, had them feeling.

And at home, he found some magic.

"He was so willing and able to change," Gallacher said. "Last year the way his career was going wasn't where he wanted to be.

"When we first met, I never saw Taylor as a football player. I'm from Canada. So it didn't impress me, he never had that allure to me. It was

always a song and dance. I was like, 'If you want to be seen for this confident person that you are hiding under, then you've got to be and it you've got to own it. And that's not just for football, that starts off the field.

“And that starts with you being the human being you want to be perceived as by other people. And once you become that it will follow you onto the field.”

Lewan is grateful for Gallacher and the way she helped him figure himself out.

“She has done more for me than I could ever ask someone to do,” he said.

Gallacher gives her beau a ton of credit for the work he's put in.

“Being judged for who you pretend to be and not who you are is a lot easier,” she said. “There is a little more reality to the song and dance now.”

###

**TITANS LINEMEN JACK
CONKLIN, TAYLOR
LEWAN PROTECT BABY
DAUGHTERS, MARCUS
MARIOTA**

**BY JOE REXRODE
THE TENNESSEAN
AUGUST 5, 2017**

“Taylor Lewan quits football, joins motorcycle gang,” would have been more plausible as a future headline one year ago than “Taylor Lewan makes Pro Bowl.”

But Lewan was dropping clues in that 2016 camp, entering his third NFL season as a talented and recklessly unpredictable left tackle for the Tennessee Titans. He was in great shape. He was acting like a leader. And he was talking about a woman who had changed his life.

Now he’s talking about two. And he’s exchanging baby burping techniques with the All-Pro tackle on the other side, Jack Conklin.

“Jack’s three months ahead of me and I won’t lie, he’s really helped me out,” said Lewan, demonstrating a technique with the baby leaning forward and a hand on her belly that has worked with his 1-month-old daughter, Wynne Rebel Lewan. “Burping is my least favorite thing, but if you don’t do it, you’ve got issues. I do this and I motor her legs, get her farting up a storm. It’s a game changer, man.”

These two players reside at the core of the Titans’ turnaround, they are unlikely best buds, and now the primary professional duty they share — protection, of quarterback Marcus Mariota — is a primary instinct at home. Conklin and Lewan plunging into fatherhood won’t necessarily get the Titans closer to their lofty goals, but it does make for some good stories and maturing tackles.

One of them needed it more than the other.

“Day and night from last year to now — oh, for sure,” Taylin

Gallacher, Wynne’s mom and Lewan’s fiancée, said of his transformation since they started dating seriously last summer. “I mean, as much as everyone kind of pumps him up in the media about how he’s changed on the field, it started off the field. As I think everything kind of does. Being the man he wanted to be. He didn’t like the direction his career was going or the direction his life was going.”

Now it’s going to the Pro Bowl, maybe some day the Super Bowl, possibly even Bed Bath & Beyond if there’s time. The domestic life has captured Lewan, agreed with him and helped make him a Titans cornerstone.

“I never thought I’d be 26 years old and have a kid, and be with someone I knew I’d spend the rest of my life with,” he said. “Those two are the best things that have ever happened to me. Without them, I don’t think I would have had much more time here in Nashville.”

Conklin and his fiancée, Michigan State sweetheart Caitlyn Riley, are still pretty new here. They found out they were going to be parents last August, shortly before the start of his rookie season. The March 27 arrival of Riley Caroline Conklin was an event Conklin has been talking about since he and his fiancée started dating seriously as college sophomores.

Their daughter is the start of a plan — four children, the third adopted so they can provide a good life to a child who may not have had one otherwise. That child is intended to be third so he or she does not feel like an afterthought. Of course, if Conklin had his way there might be more.

“I think he’d have 50 kids if it was up to him,” said Conklin’s father, Darren. “Hopefully it’s not up to him.”

The past few months have given Conklin some perspective on the difficulty of the process, though. He and Lewan are an odd couple for certain, bitter college football rivals,

Conklin as quiet as Lewan is boisterous. They found common ground in blocking for the Titans, but the instant connection between Riley and Gallacher strengthened the bond quickly.

“We’re very similar and we hang out a lot,” Riley said of Gallacher. “So having babies together is just perfect.”

That was not the plan. Riley and Conklin jokingly offered Gallacher and Lewan \$2,000 to jump aboard the pregnancy bandwagon, and they got laughter in return.

But the day before the Titans’ Oct. 27 home win over Jacksonville, Taylor came home to a pile of positive pregnancy tests. Eventually, Lewan called Conklin, who was watching the movie “Sausage Party” with Riley (it was Conklin’s night to pick), and there was much reveling among four people on one call.

The deliveries both happened at Saint Thomas Midtown but were very different. Riley Conklin was upside down and doctors couldn’t get her to flip, so she was born by cesarean delivery.

“As soon as she had the baby they gave her the baby, and then pretty soon she passed out,” Conklin said. “And I’m sitting there for four hours with this newborn baby like, ‘Oh. What do I do now?’ It was pretty crazy.”

July 4 fireworks were going off when the Gallacher and Lewan got to the hospital for Wynne’s arrival. It came shortly after midnight on July 5, which was hours sooner than doctors expected.

“The most intense thing you’ll ever go through,” Lewan said of childbirth.

“He was the best,” Gallacher said of Lewan during the delivery. “He was right here for every second of it. And she came and this big ol’ bear became a soft teddy bear in about two seconds. He’s been hands-on

ever since. Going off to camp, he had a hard time.”

“Hands on” is also how Riley described Conklin, who insisted on splitting night feedings with her until camp arrived and Titans players moved away from their families and into a hotel. Both babies make regular appearances at practices so their fathers can keep up with the changes.

Wynne turned 1 month on Saturday; Riley Conklin is chattering, grabbing her toes and starting to roll over. Both are usually sleeping through the night, which as many parents know is no sure thing that early. Both have given their parents new skills — Lewan says he’d be a star if diaper changing were a sport — and outlooks.

Said Conklin: “You go from being a year out of college to having a baby. It’s a wake-up call. I think the biggest thing I thought about is I have a whole new respect for my parents. You think about it like, ‘Oh, geez, the things I said to my parents, and they went through this? Oh my. That’s bad.’”

Said Lewan: “You go from being this football player who’s running around with grown men all day, smashing your heads into each other and grunting, to being like this sensitive guy with your kids. Little snuggles, little kisses, you know what I’m saying. It’s cool, it’s refreshing, it’s a complete 180.”

Now don’t worry, they’re both still smashing and grunting. But imagine reading this headline a year ago: “Doting daddy Taylor Lewan melts hearts with his little snuggles.”

###

**NFL STAR MARIOTA
HELPS CHILDREN FROM
HERE TO TENNESSEE**

**BY DAVE SEGAL
HONOLULU STAR-
ADVERTISER
MARCH 29, 2017**

Tennessee Titans quarterback Marcus Mariota is rehabbing from a broken right leg suffered in December, but that hasn't stopped him from helping underprivileged youths in the three communities he's been a part of during his football career.

On Monday afternoon he hosted a golf tournament at the Oahu Country Club for the Motiv8 Foundation, which he founded two years ago after finishing college.

"I won't be playing a whole lot (due to the injury)," Mariota, who walks slightly straight-legged, said a couple of hours before the tournament. "I will take a couple swings."

Earlier he accepted a \$115,000 check from First Hawaiian Bank that represented the net proceeds from the bank's sale of a limited collector's edition of a Mariota bobblehead doll that debuted in August at the Made in Hawaii Festival. The bank, which ordered 10,000 bobbleheads over two production runs and offered them at its branches, sold out in two months.

"Our aim and our mission is to help underprivileged youth," said Mariota, just days after having a cast taken off his leg. "We want to give an opportunity to kids to live up to their dreams, to have aspirations, and hopefully Motiv8 can kind of help fill that void."

Mariota, who wears No. 8 for the Titans, said his foundation has conducted a back-to-school backpack event in Nashville, Tenn.; held activities with the Boys and Girls Clubs in Oregon; and in Hawaii was involved in the Polynesian Bowl Hall of Fame game in January.

As a testament to 23-year-old Mariota's popularity, the bobbleheads that the bank sold for \$20 apiece are now listed for sale as high as \$49.99 on eBay.

All the proceeds raised from the bobbleheads will remain in the Hawaii community, said Mariota, who grew up in Hawaii and starred at Saint Louis School. He also has done fundraisers in Eugene, Ore., where he won the 2014 Heisman Trophy while at the University of Oregon; and in Nashville, where he plays now after being the second overall pick in the 2015 National Football League draft. Altogether the foundation has raised nearly \$300,000, Mariota said.

Mariota has appeared in three commercials for First Hawaiian, the state's largest bank, and later this week and early next week will begin filming another one which will air before the start of football season, First Hawaiian Chairman and CEO Bob Harrison said.

"Marcus has certainly been a great person to use in our advertising because he's so well known in Hawaii and the community," Harrison said. "He's just a great person, and to have him in some way represent the bank has been a tremendous help for us. What Marcus is doing with the foundation is why we're here today. It's really just so Marcus, that the first thing he does when he turns pro is set up a foundation to help other kids."

Mariota attributes his motivation to his parents.

"I was very fortunate," he said. "My parents made incredible sacrifices for me, and they were a steady force throughout my entire journey, and we want Motiv8 to be that. The inspiration behind the foundation was really from my parents. They motivated me to become the best person I could be whether it was on or off the field."

**'THE SKY'S THE LIMIT':
MARCUS MARIOTA IS
READY FOR
SUPERSTARDOM**

**BY DAN POMPEI
BLEACHER REPORT
AUGUST 10, 2017**

NASHVILLE, Tenn. — Chugging tallboy cans of working-class beer, holding a catfish overhead and removing their shirts, the five starting offensive linemen of the Tennessee Titans fired up the crowd at Bridgestone Arena before Game 3 of the NHL's Western Conference Final between the Nashville Predators and Anaheim Ducks.

The quarterback waved a rally towel.

You might have assumed Marcus Mariota really wasn't one of the guys—that he was just there because the Predators wanted the sizzle from his big name. You might have remembered NFL scouts had concerns about his leadership ability when they were studying him prior to the 2015 draft. You might wonder how a soft-spoken teetotaler ever could be respected by those burly, tattooed, wild-eyed men.

But if you saw Mariota at a Titans game instead of a Predators game, you would have a different impression.

Down seven to the Raiders with less than two minutes to go in Nashville last September, the Titans were driving. A 19-yard pass from Mariota to Tajae Sharpe put the Titans on the Raiders' 3-yard line, but then left tackle Taylor Lewan was penalized for unnecessary roughness after diving on the pile. The ball was moved back to the 18, the drive petered out and the Titans lost the game.

Fans jeered Lewan. He was savaged on social media. ESPN analyst Kirk Herbstreit called Lewan "an absolute fraud" and a fake tough guy on Twitter.

For Lewan, it felt like him against the world. He lost a game, the fans and the trust of his locker room. Then about an hour later, Mariota pulled him aside in a quiet hallway before the players dispersed.

"Don't ever stop being yourself," he told him. "I'm with you."

Now Lewan will follow Mariota anywhere. And he isn't the only one.

"We'll do anything for Marcus," center Ben Jones says.

The invitation to the Predators game was extended only to the offensive linemen. It was their idea to bring Mariota along. They also bring him to their Thursday night dinners every week, and he sometimes serves as designated driver.

"He goes out with us and he doesn't drink, but he's one of the boys," Lewan says. "He doesn't act like he's above us. He's not on a high horse. That's awesome. I'm never going to pass judgment. It's the perfect yin and yang between us."

And not just between him and the offensive line.

In Mariota's third season, the Titans are his team.

Anyone who has seen Mariota's golden eyes flash in a Titans huddle on game day knows.

"He's demanding in the huddle," head coach Mike Mularkey says. "He's vocal in the huddle. He cusses a lot in the huddle. He's as competitive in the huddle as anybody I've been around."

To sum it up, Mularkey declares him "our leader."

Mariota is detailed, and he expects no less from his receivers. When one of them runs a sloppy route, they hear about it.

"He will get on you if you aren't doing what you are supposed to do," Titans wide receiver Rishard Matthews says. "But he does it in a respectful manner."

If being demanding without being abrasive is an art, then Mariota is an artist.

"There is a mindset you have to have when you get out there on Sunday," he says. "Guys understand it's out of love. It's not something where I'm trying to embarrass them. It's trying to get them to be the best they can be."

Mariota has become a veteran and has grown as a leader.

"Some of the best leaders in the world find they learn something every day to be a better leader," he says. "Whether it's developing a relationship, learning what someone likes or doesn't like, putting in the extra effort so guys understand you do what you preach. The best leaders adapt and are flexible with their situations. I try to be the same."

Mariota leads by knowing how to treat individuals differently. He leads by showing up every morning before his teammates—by 6 or shortly after—and by staying until the players' parking lot is nearly empty. He leads by volunteering to sign autographs every day after practice for a group of 25 kids chosen by team representatives.

His personal goal this season? "To be the best teammate I can be," he says.

Mariota was one of six Titans voted by teammates to be a captain last season. But Mariota and the other captains decided not to wear "Cs" on their jerseys so they didn't stand out from their teammates.

New Titans receiver Eric Decker has found Mariota's demeanor similar to another quarterback he played with.

"I love the even-keel, down to earth, humble approach," Decker says. "Being around Peyton [Manning], he had that as well. Both are guys' guys, and [they're] football junkies as far as the film, studying the game, knowing their craft."

Marcus Ardel Taulauniu Mariota grew up on the island of Oahu, the son of a blonde German mother and a thick Samoan father. They taught him Fa'asamoa—the ways of Samoa that stress humility and respect.

"I would say that's probably the focal point of my leadership," Mariota says. "Our culture is all about we, never about yourself. I always try to make it a point when I'm talking to guys to say we. It's not you need to do this, it's what can we do better. It makes it more of a family culture."

These Titans are ready to be led. They won nine games last season after winning three in Mariota's first year. They made a number of acclaimed moves last offseason and became the trendy pick to win the AFC South.

Mariota, meanwhile, is in a good place. His 93.8 career passer rating is third-best in NFL history among quarterbacks who threw at least 600 passes in their first two years—behind only Dan Marino and Russell Wilson—according to Pro Football Reference. He has been his most menacing to defenses when the smell of blood is in the water. In the red zone, Mariota has thrown 33 touchdown passes and zero interceptions.

On Saturday, he is scheduled to play his first game since breaking his fibula on Christmas Eve. After an offseason season of rehab, Mariota is moving well.

Mariota can become a much better quarterback this season.

"The sky's the limit for him," Matthews says. "I'm expecting big things."

If Mariota has proven anything in his first two seasons with the Titans, it's that he is capable of growth. When he came to the Titans after playing in Oregon's spread offense, he was determined to show he could be a pocket quarterback. He worked at disciplining himself to stay put, even when his instinct was telling him to run. Last season, the

emphasis was on getting rid of the football and avoiding the big hit, even if it meant throwing it away.

This year, Mularkey says he is giving Mariota more responsibility at the line of scrimmage. Mariota has been allowed to choose from two plays at the line in the past. Now he will be allowed to call whatever play he wants if he sees a defensive look that can be exploited.

"He's ready for that," Mularkey says of Mariota, who scored a 33 on the Wonderlic prior to the 2015 draft, according to former NFL scout John Middlekauff. "He's pretty sharp, and he works at it. He can do it all the time. He understands everything, what defenses are trying to do. He is amazing with protections, gets us in the right protections."

Empowering Mariota at the line of scrimmage wouldn't mean as much if the Titans had not acquired more players who can exploit advantageous matchups. They revamped their receiving corps, drafting Corey Davis with the fifth pick and Taywan Taylor with the 72nd, and signing free agent Eric Decker.

These additions came a year after the team added running backs DeMarco Murray and Derrick Henry. Last season, when defenses ganged up on the run, Mariota didn't have many appealing options. This year, he should.

"To be able to have a bunch of different guys to throw the ball to and get the ball in their hands and let them do their thing, it will really help our offense," Mariota says.

Davis can take a short pass and turn it into a long gain, or snatch a ball over the top of a defender. Taylor's suddenness plays well in the slot. Decker is a veteran with a knack for getting open—and Mariota has acknowledged it with his throws.

A natural chemistry between Mariota and Decker has been evident throughout training camp.

"I feel we've had some plays where we just kind of connected," says Decker, who chose to sign with the Titans in part because of Mariota. "I hope we can keep progressing with that, getting comfortable with each other and trusting one another."

After one sweaty practice ended recently, the large majority of the Titans retreated to the cool of the locker room or the arms of loved ones. Mariota, meanwhile, worked on his drops for nearly 30 minutes.

By trying to improve his footwork, he is hoping for more accurate throws to Decker and the other receivers.

"I got pretty inconsistent with my drops [late last season], and that led to some inaccuracy," he says.

The result was noticeable. Over his first 12 games, Mariota had a completion percentage of 64.29 and a rating of 101.9. In his final three, his completion percentage was 45.21 and he had a 63.0 rating.

"If I have my feet under me, I'm a much better passer," Mariota says. "It's getting to that same position every time and making sure I'm consistent."

The second overall pick of the 2015 draft lives in a condominium overlooking the town that could be his. He has come to know what Music City is about, attending CMA Fest and concerts from Florida Georgia Line to Tim McGraw.

But it's not like he's barhopping every night. In fact, don't expect a response if you text him after 9 p.m. Mariota usually turns out the lights by then.

He is more comfortable on a beach than in a honky-tonk saloon. His idea of relaxing is bodyboarding off Oahu's South Shore.

"When I'm at home, that's the first thing I do is get in the water," he says. "I love bodyboarding and bodysurfing. It's a special time for me, kind of my sanctuary when I get in the water."

And what would he do in a saloon anyway?

"For me, I've never been curious about it—drinking," Mariota says. "It's never been something I wanted to do."

After NBCSN broadcast the scene of Mariota and his linemen at the Predators game, Mariota was asked repeatedly about not drinking beer with his teammates. At a banquet in June, he revealed he never had a sip of alcohol in his life.

Things have changed since then.

Ardel Deppe was a construction contractor from Kauai who loved to cast a line into the sea and sip a margarita. He passed away in April, and his family celebrated his life in Hawaii in July.

"He was a great man," Mariota says of his grandfather. "So the least I could do was have one of his favorite drinks and pay a little tribute to him."

It does not sound as if Mariota is hooked on margaritas, though.

"Hated it," he says. "Tasted horrible."

Mariota lives cleanly. He tries not to take painkillers, and he has no use for marijuana.

"I've never done it and probably never will," he says.

The worst thing he ingests is chocolate—especially Oreos. "My vice," he says.

He dropped about eight pounds in the offseason to get to 218, so he couldn't have eaten too many.

"I'm a big believer your body is capable of taking care of itself," Mariota says. "If you are putting the right foods in, doing the right things and taking care of it, your body will take care of you."

Now, he feels his body is right. He has more command of his offense

than ever. He has better players around him.

The Titans are his team, and he could accomplish something special this season.

Even he might grab one of those beers from his linemen and drink to that.

###

THE COLLECTED STORIES OF MARCUS MARIOTA

*BY KEVIN CLARK
THE RINGER
SEPTEMBER 5, 2017*

The first rule of Marcus Mariota is that he does not talk about himself. He can do many things—roll out and throw across his body, hang in the pocket and zip the ball down the field, run past linebackers when he must—but self-praise is not one of them.

It is a good thing, then, that everyone has a Mariota story.

“Last year, there was a rookie who didn’t have a car,” said Ben Jones, the Titans’ center. “Marcus found out and he’d drive the rookie back and forth. Even after games, we’d land late at night, he’d go 30 minutes out of his way.”

Who was it?

“He didn’t make the team,” Jones said.

Mariota won’t tell you these stories, but everyone else will. Like the time he drove three hours to fix a teammate’s car. How he always makes the bed—even when he’s staying at a hotel. And the way he neatly puts cafeteria items away for other teammates—and guilts them into doing the same.

These are the legends of Marcus Mariota. They are as crucial to his story as anything that happens on the field. There’s an entire locker room that would do anything for him because these moments, stacked upon one another, form the most interesting and effective leadership style in football.

Mariota is on the verge of becoming an NFL star. With the 23-year-old at the helm, the Titans seem primed for a run at a playoff spot—a young team coming off a nine-win season, buoyed by an improved roster and playing in one of the league’s wide-open divisions. Only three players

bested Mariota’s 12.4 yards per completion last year, and he was ranked 50th among all NFL players by an NFL Network player poll after his second season.

But when Mariota starts winning big, it will not just be because of his electric athleticism and strong arm, it will be because of stories like this:

“Here’s how he’s amazing,” Titans tackle Taylor Lewan said. “He goes out with the boys even though he doesn’t drink. Most people who don’t drink and then go out with you, they are judgmental fucks. That’s what they are. They look at you and say, ‘Oh really? How many beers is that, Taylor?’ Marcus is not that guy. He’s always ready to be a designated driver.”

During training camps this summer, if I knew someone—on any team—had interacted with Mariota either with the Titans in the NFL or when he was at Oregon, I’d ask for their Mariota story. They always had one.

When former Oregon linebacker Tony Washington, now with the Houston Texans, was driving from Eugene to Los Angeles one spring break, his car was nearly out of gas and then broke down after an oil leak. He called his roommate, wide receiver Josh Huff, and asked for help. Washington told Huff what to buy at Walmart and said he’d reimburse him for the oil and the gas that Huff used to get down to the site of the breakdown. Huff showed up three hours later, but Mariota was driving. “I’m like ‘Jesus,’ because I hadn’t even spoken to Marcus about this,” Washington said.

Marcus handed him the oil then escorted him to a gas station—but refused to take the money.

“I came over to the car window and he’s saying, ‘No, no, no’ and he’s rolling up the window,” Washington said. “I literally had to throw it in the small crack of the window before he rolled it up, that was the only way he would take it.”

I asked Mariota about this episode: “It was a teammate who needed help,” he said.

“Shout-out to Marcus’s parents,” said former Duck and current Kansas City Chief De’Anthony Thomas. “Great job.”

The history of bad scouting reports is long and illustrious.

The entire ESPN draft crew in 1998 couldn’t believe the Arizona Cardinals were willing to give up the chance to draft Ryan Leaf for a package of picks and players. Doug Gottlieb, when he was at ESPN, said that Steph Curry lacked the upside and athleticism of Patty Mills, who’s a sixth man with the Spurs, or Jonny Flynn, who’s currently playing professional basketball in Italy. But it’s hard to find a more ridiculous notion than the one that made its way through NFL circles in the spring of 2015. According to multiple sources, including a coach and executive who spoke with Oregon head coach Mark Helfrich, Mariota’s lack of red flags was ... a red flag.

This was the perfect example of the draft process eating itself. In an age of information overload, the league was gifted a spotless prospect, and by the time the draft world was done with him, he was dirty because he was spotless.

Titans general manager Jon Robinson was a Buccaneers front office lieutenant at the time, and even though his organization drafted a different quarterback that year (Jameis Winston, the 2015 no. 1 overall pick), he knew how silly that logic was.

“I certainly didn’t downgrade him because he’s a good human being,” Robinson said.

Robinson had also heard rumors about Mariota’s soft-spokenness.

“I bristled at him just to see how he’d react to me. They didn’t do a whole lot of huddling at Oregon, so I said, ‘If we draft you and [then-Buccaneers offensive tackle Logan]

Mankins misses his block, how are you going to rally him? What if he barks back at you? Marcus came back in that calm, calm voice. ‘I’ve done it before. I’ll be able to rally him. Trust me.’”

“Leading by example” is usually code for “never talks and isn’t a leader.” With Mariota, however, it’s real. Mariota rarely yells, but his teammates seem to hang on every word or action.

“I think it comes down to ‘be yourself,’” Mariota said. “Guys will respect that. Guys will gravitate towards that. I don’t want to be something that I’m not. Guys tend to pick up on that quickly.”

“His leadership is absolutely amazing,” backup Matt Cassel said.

Mariota has a habit, Cassel said, of getting guys to do things. In the middle of this August, Titans players were roaring and ready for a training camp off-day. As soon as their meetings the night before are done, they are gone. “Everyone’s in a rush to get out,” Cassel said. “There’s these folding chairs in the meeting room that weren’t put away. [Mariota] walks in the back of the meeting room and starts folding them up and going and helping somebody who [would have to do it]. There is no other player who is doing this. I’m ready to get out of there, and I see that and I’m like, ‘Oh, OK, I’ll help too.’” Other players followed suit.

Darnell Arceneaux, Mariota’s high school coach, said there was a tradition at Saint Louis High School in Hawaii in which the lowest quarterback on the depth chart would pick up equipment after practice and carry it to the locker room. That tradition stood until Mariota wouldn’t let anyone else pick up balls and cones at practice.

“So we’ve got this guy who has already committed to Oregon and he’s bringing in as many footballs as he can,” he said. “It was amazing.”

The generosity doesn’t only exist off the field, either. If anyone on the

Tennessee offense makes a mistake, Mariota will do whatever he can to claim responsibility.

“He throws you a ball, it gets tipped, and it ends up getting intercepted. He will come back and say, ‘Hey that was my fault.’ And, clearly, it was the receiver’s fault,” said tight end Delanie Walker. “But he takes it upon himself to say, ‘This was my mistake. Let’s fix it.’”

“Deep down he knows [it’s not his fault], and he knows that I know,” said quarterbacks coach Jason Michael. “But what he wants to do is remove all doubt from his teammates. He wants his teammates to know that during film sessions, he has their back.”

In fact, he won’t even go out of his way to correct the coaching staff. At some Titans practices this summer, coaches have accidentally left words out of play calls. This is a perfect time for a quarterback to show the coaching staff up. Michael remembers one instance in which the staff forgot to “tag” the X receiver to indicate where he’d split out on the play. Mariota quietly added the tag in the play call and never mentioned it to the staff.

Because of the example he sets—always picking up after someone else, taking the blame for his teammates’ mistakes—it lends more power to the times he does decide to lay into a teammate.

“I think that’s what shocks people. When you tell people what Marcus is like in the huddle, they don’t believe it,” Walker said. “One time Taylor Lewan—you know, he’s one of these guys who is always downfield hitting somebody. Well, one time we were huddling and Taylor wasn’t in the huddle and Marcus yells, ‘Taylor, get your butt in the huddle!’ and we’re all going, ‘Whoa.’”

Last summer, the Titans held a run-of-the-mill post-practice autograph session for Mariota during training camp.

“I think there were like 700 people who showed up,” Robinson said. This is not usually a problem because, as Robinson put it, “A lot of guys sign for 15 minutes and then it’s ‘I’ve gotta go.’” However, Mariota signed every single item for everyone who came by.

“He stands out there in the hot sun when he doesn’t have to do that and signs autographs for two hours,” Titans coach Mike Mularkey said. “It is not fake. This is the real deal.”

A year later, the Titans’ autograph process has changed. Now, the team selects about 20 fans to go on the field and interact with Mariota. (Super-secret sources tell me if you are a kid and you wear a Mariota jersey, you’ve got a pretty good shot).

As a native Hawaiian, Mariota’s early brushes with pro football came at the Pro Bowl, where autographs were the main attraction. “I got a bunch—Hines Ward, Jerry Rice, Emmitt Smith,” Mariota said. “When I’m signing, I remember being one of those people waiting in line for a signature, and I just do my best to get through as many people as I can.”

He asks everyone where the signature should go on their ball or jersey; as a former autograph hound, he knows it’s never where you think to sign. And he knows that a few seconds with a star athlete is a good way to get shy kids to open up: “When they come over to you and have the opportunity, you just try to spend a few moments. That’s an easy way to get them talking.”

Mariota’s interaction with complete strangers is a constant source amusement—or bemusement—among his teammates. Cassel jokes that you “can’t get through many meals” with the starting quarterback because he never turns away the strangers who approach him.

“We were up in Bandon Dunes [Golf Resort in Oregon], eating at this hole-in-the-wall restaurant. We sit down and the entire place closes in on us. I’m like ‘Oh man, come

on,” said tight end Phillip Supernaw, who just wanted to eat his meal in peace. Mariota, the one the other patrons were after, was not only unbothered, he got to know everyone in the restaurant.

“I think people do a good job at respecting his space, but even if they don’t, he’s so good at dealing with it,” Supernaw said. “He takes the time to learn everyone’s name and act like he—well, not act like. He genuinely cares.”

Mariota’s attention to detail, of course, also shows up on the field. Michael said that Oregon’s up-tempo spread system prepared him for the professional ranks much more than outsiders may think. After all, the NFL is becoming infamous for its well-worn bias against spread offenses. Mariota, however, entered the NFL with the full ability to analyze film properly, which is not all that common. But there are still small details Mariota has to master.

“When he was at Oregon, they ran the same plays—whether it was first down, third down, red zone, two minute, whatever. They played with the speed and tempo they played with. He never really had to play with clock [constraints],” Michael said.

Two years into his professional career, Mariota is not, in fact, perfect: He has fumbled 19 times in two seasons, ranking in the top-five in each of his NFL seasons. Coming from Oregon’s electric offense, his ability to make a big play out of anything can actually be a problem, since he came into the league without much inclination to slide or end a play if nothing is going to come of it. Michael mentions the win last November against Chicago, when Mariota threw the ball away a handful of times to set up field goals as an example of the player’s growth as a well-rounded NFL player.

This is the natural progression of his work habits. “When you show him the film, you’re not bringing up anything because he already did the work,” Michael said. “He wants to

talk about play 14 of the Miami game. How are we going to approach this?”

Mularkey said that Mariota’s ability to impart his attention to detail on his teammates has been key to the team’s success, as they’ve improved from two wins the year before Mariota arrived to three in his rookie season and then nine in 2016. “He’s not going to embarrass you, but he’ll tell guys, ‘This is the way I want it done, this is the way I expect it to be,’ and guys respect that,” Mularkey said.

At quarterback meetings, Cassel and Mariota sit next to each other at a cramped desk. Unlike his position-mate, Mariota wants everything clean. “Matt’s shit is all over the place,” Michael said. During film time, Cassel will often take his pen and start marking up Mariota’s notepad just to make it less perfect.

“What Marcus does, I guarantee you,” Michael said, “is he goes home, grabs his notebook, and re-writes everything until it’s perfect.”

###

MARCUS MARIOTA IS ON AN UNPRECEDENTED PATH TO NFL GREATNESS

BY GEOFF SCHWARTZ
SBNATION.COM
JULY 14, 2017

Hope. The NFL sells hope more than any other league. In the NBA, we can pencil in the Warriors and Cavs in the finals. In baseball, does anyone care if it's not the Yankees, Cubs, Red Sox, or Cardinals? College football has Alabama, Clemson, USC, Michigan, etc.

For NFL fans, this time of year is hopeful. There are fan bases across the country getting excited for their team's run to the Super Bowl. Get hot at the right time, and you can watch your favorite team play in Minnesota on a cold Sunday in February.

One fan base whose hopes should be strong right now is that of the Tennessee Titans. That hope rests, as it rightfully should, on the shoulders of quarterback Marcus Mariota.

As Mariota enters his third professional season, the sky is the limit. I'm an Oregon alum, so I've been following Marcus since he first stepped onto the field in the Oregon green and yellow (or gray, black, orange, white or whatever other color Oregon chooses on a Saturday). I knew Mariota was talented. He's intelligent, a great leader, has a strong arm, and can move fluidly.

Still, I was skeptical he would succeed in the NFL.

One style of quarterback play wins Super Bowls — a pocket passer. There has yet to be a college spread option offense quarterback who's won a Super Bowl. Everyone will scream Russell Wilson at their screens. He played in a pro style offense at Wisconsin, and he's a pocket passer before he's a runner. The way Mariota is progressing, I could see him being the first

quarterback from a college spread option offense to win a Super Bowl.

Mariota had an up-and-down, injury-plagued rookie season. He had turnover issues and got sacked 38 times, way too often for a rookie to get comfortable. To make matters worse, there was a coaching change midway through his rookie season. Ken Whisenhunt was out; Mike Mularkey was in.

There were other changes that needed to be made to get Mariota comfortable in the pocket.

Heading into the 2016 season, Mularkey and Co. added DeMarco Murray and drafted Derrick Henry to pair in the backfield. They also drafted stud right tackle Jack Conklin to help shore up protection for Mariota.

It was announced, with some mockery, that Mularkey wanted to go old school and run the football first, pass second. Use a tight end and a fullback on the field at the same time, which is the opposite direction most teams are heading nowadays. Now a full season removed from this decision, it couldn't have gone any better for Mariota's development.

By forcing Mariota into an old school offensive structure, it made him learn to play quarterback from the beginning — start under center, learn the proper reads, and improve as a pocket passer.

At times, offensive staffs decide to incorporate spread offense elements to help ease a college quarterback into the NFL. This doesn't always lead to success and more importantly, it can lead to injuries. You'd rather the quarterback get hit as little as possible.

Lastly, when you start with a run-based offense, it opens up the play action for success. Play-action passes are generally easier reads for the quarterback. The linebackers feel run, suck up, and you throw a crosser behind them. Not as complicated as spreading it out.

Without much help at wide receiver, Mariota had a much-improved second season before breaking his ankle in Week 15. Mariota threw for 26 touchdowns and just nine interceptions. He had a top-10 quarterback rating, and his offense was just above league average.

Where Mariota shines, where it counts the most, is in the red zone. Lots of offenses can move between the 20s. That's easy. The field is spread out, and there are plenty of holes to find long chunk plays. In the red zone, things happen fast.

What's driving the Tennessee Titans' resurgence? Geoff Schwartz takes a closer look at the best red zone offense in the NFL and the man behind it, quarterback Marcus Mariota.

Last season, Mariota completed 62.5 percent of his red-zone passes, good for top five in the league. He's yet to throw a red-zone interception in his two seasons, running his tally to 33 touchdowns against zero picks. This is all without a go-to red-zone receiver.

A good front office is one that knows how to surround its franchise player with weapons. In 2016, they were Murray, Henry, and Conklin. This offseason, the Titans drafted Corey Davis fifth overall, a big-bodied wide receiver for Mariota. The Titans also drafted a receiver in the third round and a tight end in the fourth. Lastly, they brought in free agent Eric Decker, another go-to receiver in the red zone. Mariota should be excited about this offseason haul.

As well as improving the offense around Mariota, the Titans upgraded their secondary that was piss-poor last season. Improved play on defense should equal better field position for the Titans offense and more points.

Everything is looking up for the Titans and Mariota. I wouldn't be surprised to see the Titans, behind their franchise quarterback, win the division and go deep into the playoffs.

###

**DIRECT SNAPS:
MATTHEWS STAYED THE
COURSE, LANDED IN NFL**

**BY RISHARD MATTHEWS
TITANS ONLINE
DECEMBER 2, 2016**

Direct Snaps is a story series contributed by Tennessee Titans players sharing their perspectives, both on and off the field, with fans. This week's entry comes from wide receiver Rishard Matthews.

There was a day, not all that long ago, I had to come to terms with reality. That reality was not what you see right now—playing in the NFL, scoring touchdowns and having one of the best seasons of my career.

My reality was working at the JUCO library.

Six years ago, I was in a much different place. The NFL was still a dream in my mind, but I was far from it. My story is crazy, and a lot of people don't know the journey that brought me here.

I grew up in a military family, so I got used to moving around a lot because my dad was in the Marines. Even though I grew up in that strict way of life, I always said I was going to play football. Everybody that knew me knew I was going to play sports.

Coming out of high school, I got recruited by Oregon and committed to play there. But I didn't score high enough on the SAT or the ACT, so I become a non-qualifier and ended up having to go to junior college. I started off at Santa Ana College. Things were going good there before I got in a car accident. I was the passenger in the car and messed up my sternum in the accident. The sternum has to heal on its own, so I lost a lot of weight during that process because I couldn't train or work out. I didn't feel right playing football after that, and I ended up having to transfer schools to Orange Coast College. I did the spring semester there and ended up being

two credits short to be eligible to play for that next season. I remember the feeling I had at that point... what are you going to do from here?

I decided to move to Texas to live with my uncle and go to another junior college, Northlake College, to work on getting my GPA up. They didn't have a football team. I played in some six-on-six leagues, worked out and tried to find people to run routes with, but I got to a place of kind of just accepting that football was probably over for me.

Meanwhile, I started working at the school library and getting comfortable there. I liked interacting with all the kids, I started finding my place and I knew where all the books were at. I realized you've got to accept what happens to you. I wasn't going to sit there and whine about my place in life.

But then Bakersfield College reached out to me and I ended up packing up and moving back to California to play there, still hoping to end up at a DI school eventually. By the time I passed my classes to qualify for a bigger program, pretty much everyone told me all of their scholarships were passed out, but Nevada said they had a few spots left. I didn't even take a recruiting trip. I moved up there on a Saturday, got into the dorms and started class on Monday, not really knowing anything about the university or the football team.

After two years at Nevada, I was drafted by the Miami Dolphins in 2012 and spent four years there, which was the longest amount of time I've ever spent in one place in my life. Now I'm a Titan and hopefully I can make Tennessee my home, as well.

When I look back on it, I can see how it's all part of the process. I've had failures and I've had to go in different directions than I planned at times. But being here means that much more knowing everything I've been through just to make it.

I went back to Texas recently and decided to stop by Northlake College while I was there, just to go and reminisce on everything. Working at the JUCO library was my reality just six years ago. Being back there made me think about the importance of being positive in all life situations thrown at you. I could have let so many things bring me down, but instead, I was just being thankful that I was in that position to learn.

My journey has taught me a lot. But more than anything, I learned to stay the course. Remain positive, no matter what situation you're in. Anything can happen. And don't let anybody take away your dreams.

###

SITTING DOWN WITH TITANS WR RISHARD MATTHEWS

**BY JIM WYATT
TITANS ONLINE
DECEMBER 31, 2016**

NASHVILLE, Tenn. — The Titans made receiver Rishard Matthews a priority in free agency this past offseason, and signed him to a multi-year deal.

Since, he's developed into one of the team's top playmakers.

Titans Online sat down with Matthews recently about a number of topics, on the field and off it.

Here's how the conversation went....

After spending your first four NFL seasons with the Dolphins, you headed into free agency. After garnering interest from other teams, you ended up signing with the Titans. What made Tennessee a good fit?

Matthews: Just the overall opportunity, really. I knew I could come in and compete, and contribute right away. And I wanted to be part of getting an organization headed in the right direction.

What was the adjustment period like for you at the start with a new team? After a slow start in September, you took off in October, and ended up scoring six touchdowns in a span of seven games. What changed?

Matthews: A lot of things. After being somewhere for four years, you get so used to how things are done and how things are, and it was different. I wouldn't say there were some growing pains here early on, but maybe bumps in the road is the best way to describe it. Not being on the same page with some people, but it is what it is now. Things are on the right track.

Heading into the season finale, you've already set career highs for catches (56), receiving yards (831)

and touchdowns (8). How would you describe your first season with the Titans?

Matthews: I think it's gone well. I feel like I've had the best season of my career, and I plan to just continue to grow. I still don't feel like I've played my best football. So hopefully I can continue to grow and get better as the years go on.

I know you grew up in a military family. Your dad, Andre, is a retired U.S. Marine Corps master sergeant and your half-brother also served in the Marines. How did that background shape you as an individual?

Matthews: It just taught me how to be respectful toward everybody, but also it taught me you have to give respect in order to receive respect, and respect your elders and everything. It just taught me how to be tough, and it taught me how to adjust to all situations. That's what they do in the military, they move around and adjust and have to be able to make any place home.

I've talked to you about your half-brother, Christopher Ruiz, on several occasions. He was killed while serving as a retired Marine working as a private defense contractor in Afghanistan in October 2015. He served in the Marines for 10 years. How did his death impact your life?

Matthews: He meant a lot to me. He was my brother, and you can't replace family. When something like that happens, you just have a different perspective on life and you don't take certain things for granted any more. I try to do a better job of keeping communication with that side of my family. It is just a different perspective on life. Your life can be taken at any time, whether you are doing good or bad. God takes anyone He wants to. I think about (Christopher) all the time, and wear wristbands (with his name on it) and I have stuff hanging in my car for him. I find myself just talking with him lot.

There's no doubt you paid your dues to get to the NFL. After attending Bakersfield College and Santa Ana College, you finished at Nevada. In the 2012 NFL Draft, you went undrafted. Does that entire experience make you appreciate where you are today even more?

Matthews: It definitely does. I think it definitely gave me a chip on my shoulder, too, and it made me want to show people I belong in this league. I wouldn't say I ever doubted myself, but the process was bumpy. It wasn't an easy road. I guess at some points I thought it wasn't going to happen, but I stuck with it. I have been saying I was going to be doing this since I was young.

You were born on San Diego, went to school on the West Coast and played the last four seasons at Miami. How have you enjoyed living in Nashville?

Matthews: It is way different from where I was the last four years especially, but it has been great. I have a family, so it is a good place to raise a kid and just sit back and enjoy the town. There's a lot of good places to eat. One thing I really like is experiencing the different seasons. In Miami you don't get to experience all the different seasons, you get a tropical season and then you get sunny, hot weather. So it has been good.

What do you want defenders to think when they hear the name Rishard Matthews?

Matthews: Tough. I want them to know when they line up against me, it is not going to be easy. Some defenders line up against guys and they are just like, 'Oh, this is going to be an easy one.' When they line up against me, I want them to know it is not going to be an easy day.

When teammates and coaches think of Rishard Matthews, what do you want them to think?

Matthews: I just want them to think I'm a good football player, and a tough playmaker who will fight. At

the end of the day it is what you do on the field to gain respect in this league. And I want them to know I am a team player.

After the best season of your NFL career, what will change for you heading into 2017?

Matthews: I feel like this year I showed what I am capable of doing, and hopefully it is a smooth road from here on out as far as being a guy people can depend on. But in the offseason, I plan to just keep working hard, and get ready for the next season.

###

**TITANS CB BRICE
MCCAIN KEPT HIS NOTES,
AND IT'S PAID OFF**

**BY JIM WYATT
TITANS ONLINE
MAY 20, 2016**

NASHVILLE, Tenn. – Brice McCain was the first.

Before the Titans traded for running DeMarco Murray, before the team added over a half-dozen free agents, and before the 10-man draft class was selected, McCain signed with the organization back on March 2.

The veteran cornerback has seen a lot of changes since.

“I love it,” McCain said. “The team went a lot of good directions, and made a lot of good moves. Watching as a guy who just came in, too, you really look at it as a positive. We want to win this year, and I really like it. We brought a lot of young guys in and did well in the draft. So it is a positive.”

McCain, who has played 100 games during his NFL career with Houston (2009-13), Pittsburgh (2014) and Miami (2015), said the adjustment to a new team has been smooth, in part, because of his preparation.

He kept his homework.

McCain played in Dick LeBeau's defense in Pittsburgh in 2014, when he registered three interceptions and 25 tackles in 14 games, including nine starts. LeBeau joined the Titans in 2015, and he'll serve as assistant head coach/defensive coordinator in 2016 under coach Mike Mularkey.

“I always keep all my notes from previous years,” McCain said. “To come back in here and play with coach LeBeau, I look back on my notes and it was very familiar stuff. I jumped right in it. You can move pretty fast so you always know what you are doing.

“I've had a lot of good years, but (that season under LeBeau) was one of my better years.”

McCain (5-9, 190), who has nine career interceptions, has been working at the nickel position with the Titans. He's a serious contender in the fight to claim the job.

With the Dolphins, McCain played in 14 games with 11 starts in 2015. He totaled 39 tackles, eight passes defended and one interception. Prior to joining the Dolphins and before his year in Pittsburgh, McCain spent five seasons with the Houston Texans after being drafted by the franchise in the sixth round of the 2009 NFL Draft.

McCain loves playing nickel, he said.

“It is a special position because you have to know linebackers, you have to know safety, you have to know corner, and you have to know nickel as a whole,” McCain said. “A lot of receivers have the whole field to work with, so you have to take away leverage and learn how to control your body on breaks because they have a lot of field to work with.”

He also loves competition, and he has some in Tennessee. In addition to the returning veterans, the Titans drafted two cornerbacks in the 2016 NFL Draft – LeShaun Sims and Kalan Reed. Jason McCourty and Perrish Cox return, along with B.W. Webb, Blidi Wreh-Wilson, Cody Riggs and Curtis Riley. The Titans signed former Steelers cornerback Antwon Blake in March as well.

“You don't want to come in and not compete,” McCain said. “I love to compete, and I think every corner in this room does. It's a good thing to have competition and bring out the best in everybody.”

McCain, who visited the Buccaneers and had another visit lined up before deciding to sign with the Titans, said he's happy he came aboard when he did.

He likes the feel of optimism in the building, and on the field.

“It wasn't a leap of faith,” McCain said. “I think if you bring enough

players here, anything is possible for a team to win games and turn a season around. Last year is over, it's a whole new year. Every team comes in thinking they are going to win a Super Bowl. That's our mindset, to come out here and work hard and try and seize that goal.”

###

**DERRICK MORGAN'S
PATIENCE PAYING OFF IN
TITANS' PASS-RUSH**

**BY PAUL KUHARSKY
ESPN.COM
NOVEMBER 4, 2016**

"The results hopefully will come. And they've been coming. It's what he's been trying to preach and more so as a team we've been trying to exemplify that."

###

NASHVILLE, Tenn. -- As Derrick Morgan went three consecutive games to open the season without recording a sack, he tried to stay true to Tennessee Titans mantras emphasizing effort and execution.

In the five games since, he's found his way to 5.5 sacks and re-established himself as part of a productive front.

"The plays that you kind of notice statistically, they happen or they don't," defensive coordinator Dick LeBeau said. "If a player is consistent in his execution and effort, he is going to have some games that are up there productivity-wise. Any given player can play a great game and really not show up much on the statistic sheet, but if you ask the opponent, they'll say, 'That guy is a handful.'"

"I think Derrick is always in that category. He may get sacks this week, he may not get it until next week. He's going to get pressure every week. He's one of our leaders. Our veteran leaders have done a great job for us on defense."

LeBeau preaches about that sort of patience and he never harps on a lack of stats. That's healthy for a player like Morgan.

Before the Titans strengthened their pass-rush scheme and personnel, he would often get close but not record the sort of numbers expected from top rushers.

"I think about how we started and kind of where we're at now, just kind of staying the course of being consistent with the process," Morgan said. "It's a week-in, week-out thing. You have to come to work, you have to approach it like a professional win, lose or draw."

HOW AN NFL LINEBACKER IS TACKLING THE BUSINESS WORLD--THE GARY VAYNERCHUK WAY

*BY JONATHAN SMALL
ENTREPRENEUR.COM
JULY 14, 2017*

On a recent Monday night at the new Dream Hotel in Hollywood, Kevin Durant and Ezekiel Elliott bobbed their heads up and down to a live performance by Ty Dolla \$ign, while hostesses dressed as sexy refs kept the champagne and vodka flowing. The club was packed with models, celebs, impossibly large athletes, and impossibly wealthy executives, all there for the VaynerSports Annual Celebrity ESPYS Kickoff Party.

Derrick Morgan, an 8-year-veteran linebacker for the Tennessee Titans, sized up the room like he would an opposing offense. When he's not pummeling quarterbacks, Morgan invests in startups and runs his own venture business. He seemed pleased with the networking opportunities.

"The only thing that's impressive to professional athletes is billionaires and CEOs, and the only thing that's impressive to billionaires and CEOs is professional athletes," explains Justin Giangrande, party organizer and Executive VP of VaynerSports, a full-service athlete representation agency. "Bring those two groups of people together in an environment where there's no deliverable objective and good things come from it." As proof, he cites an informal meeting at last year's party between an athlete and a Verizon executive that led to a marketing deal.

This might not be the traditional way to do business—but VaynerSports is not your traditional company. Started 14 months ago by marketing gurus and industry disruptors, Gary and AJ Vaynerchuk, the agency prides itself on building their players' brands both on and off the field. Rather than

just offering show-me-the-money style contract negotiations, VaynerSports takes a "partner in life" approach—adding marketing and post-career guidance to the mix. Some of their high-profile clients include Braxton Miller of the Houston Texans, and Morgan, who signed just two weeks ago.

Though new to VayerSports, Morgan was no stranger to the Vayner brand. Last year, he began following Gary on social media, watching his videos, and listening to his podcast. "I thought, this guy is a hustler," he says. "He's teaching patience and working your face off for 13 years. I respect that."

He also respects Vayner's entrepreneurial game. During Morgan's rookie season, he tore his ACL and had to sit out for a year. For the first time in his life, he realized that he was in jeopardy of never playing again—and that scared him. "You always hear about statistics of players going broke," he says. "I didn't want to be a statistic. I realized I needed to invest in myself outside of the game."

Morgan always had an interest in business, but he never pursued it. With nothing but time on his hands, he embarked on a one-man, business learning tour. He visited Barnes & Noble over and over, picking up all the best-selling business books. "I'd never been a reader, but I broke that pattern of playing video games and watching YouTube videos, and started to read and learn as much as I could," he says.

Next, he grilled every successful person he encountered, including his financial advisor. "He told me that he'd never been asked as many questions as I asked," Morgan says with a smile. "I told him, 'I'm sorry, but I'm not sorry.'" He admits asking people for advice wasn't easy for him. "I'm an introvert by nature, but I forced myself out of my comfort zone."

As Morgan's knowledge expanded, so did the quality of his network. He developed an interest in angel

investing and put his money into various tech startups. He also took his business education to the next level, earning an MBA from the University of Miami.

Morgan recently co-founded Huddle Ventures, which helps athletes monetize their influence and serves as a social impact platform dedicated to empowering young, minority entrepreneurs. Last year, Huddle Ventures sent 100 students to SXSW to help them land jobs with Snapchat, Google, and Microsoft.

Back at the party, Morgan took some time away from working the room to reflect on his future. "In 5 to 10 years they're going to tell me that I can't play football anymore," he says. "But I don't see myself working for someone else after my NFL career." Like the Vayner brothers, he believes being an entrepreneur is his true calling. "I like the idea of being able to have a vision and work towards it based on my own principles and values. My success is in my own hands"

###

DEMARCO MURRAY, AND HIS DAD, FELL IN LOVE WITH TITANS

**BY JIM WYATT
TITANS ONLINE
JANUARY 27, 2017**

ORLANDO, Fla. – DeMarco Murray is no goof off.

Anyone who knows the Titans running back realizes he's not a clown-around kind of guy, even in the land of Mickey Mouse, Goofy, Donald Duck and Pluto.

But here at the Pro Bowl, Murray admits he lightened up a bit in 2016, his first year in Tennessee.

Part of it stems from his first day with the team after being traded last March, when the Titans opened up to his father.

Titans running back DeMarco Murray (right) pictured with his father, Kevin Murray (left).

"I think I approached things a little different," Murray said after wrapping up Thursday's practice here at the Pro Bowl. "I have always been a little more serious than some people, and I still am. But this year did give me a chance to lighten up a little.

"I have to still keep the leash a little tight on myself, but it is always good to have fun. And I think for me to see how they treated my dad from the beginning, it was huge for me to see. It let me know it was family. It felt like family from the start."

Murray is at the Pro Bowl for the third time in his career. The six-year pro earned this trip after rushing for 1,287 yards and nine touchdowns with the Titans. Murray finished third in the NFL in rushing, and he also contributed with 53 catches for 377 yards and three touchdowns.

Murray made a big hit on those around him in his first year in Tennessee, after playing previously in Dallas and Philadelphia.

Kevin Murray, DeMarco's father, said the Titans made a big hit on him and his son when he showed up at Saint Thomas Sports Park after being traded. It's stuck with him.

"Tennessee welcomed me like I was part of the team," Kevin Murray said. "They walked me through the building, took me into the offices, into the cafeteria, into the locker room.

"(Offensive coordinator) Terry Robiskie gave me his cell. I talked to Jon Robinson, and he's the nicest GM I've ever met. He's actually the first GM I've actually met and had a conversation with.

"And I spoke with coach (Dick) LeBeau for two hours. Never in my life have I spoken to a coach that long. That guy is an All-American defensive coordinator and he spoke to me for two hours. And that is something I will never forget the rest of my life. Just the way they treated me and my son, we knew it was the right place for him. And he's been very happy. He loves it."

Murray bought a house just outside of Nashville within a few weeks of joining the Titans. He didn't purchase a home in Dallas despite playing four years there, and he didn't buy a house on Philadelphia, where he played in 2015.

Nashville has been a good fit for him for a number of reasons.

"Ben Jones is a great guy, a funny guy. Brian Orakpo is a guy I've known for a while. The locker room in Tennessee, it is intertwined between defense and offense, and usually it is just offense and defense," Murray said. "I was able to communicate with everybody on a different level, from the coaching staff to the players, trainers, everybody. It was a lot of fun.

"And coach (Mike) Mularkey, he helped me out tremendously just watching him loosen things up. He let you know we were going to work, but we're going to have fun."

Murray said the folks in the city have treated him well.

"Nashville, the city is amazing," Murray said. "People have been overwhelmingly nice. They see guys like Blake Shelton, they are not worried about little old me."

Murray's old friends in Dallas and his new ones in Nashville are happy for his success.

Murray ran for 1,845 yards and 13 touchdowns in Dallas in 2014 and was named the NFL's Offensive Player of the Year. Last year in Philadelphia, he ran for just 702 yards and six touchdowns. When he was traded to Tennessee, some wondered if his best days were behind him.

"Man, that's my boy, DeMarco," Cowboys receiver Dez Bryant said. "I am happy for him, but I am not surprised at all the way DeMarco is playing. DeMarco is a phenomenal talent, and he always has been. He is a smart football player and he knows what he is talking about."

Cowboys coach Jason Garrett predicted success for Murray when he was traded to the Titans. He's not surprised he's back at the Pro Bowl.

"He is a hell of a football player and he is a great a human being," Garrett said of Murray. "He had a lot of success with us and it is great to see him having success back in Tennessee. They are handing him the ball and they are making him a big part of what they do and the kind of season he's had speaks for itself. He is just a really good football player and his style speaks to what they are doing offensively. There was no doubt in my mind he was going to have that kind of success moving forward and we are happy for him."

Mularkey believes Murray responded well to the team's promise to use him from Day 1. And then backing it up.

"He was told one thing, and that's the way it was," Mularkey said. "Even with all the naysayers out

there about the offense, we did what we said we were going to do and he is a big reason why.”

Robinson credited Murray for helping change the culture in the locker room.

“He came in, and he bought in,” Robinson said of Murray. “He is a consummate pro. Football is very important to DeMarco. He is a very competitive guy and the more competitive players you have on your football team the better off you are. And I think once DeMarco got here, there was kind of a new challenge, a fresh start.”

After wrapping up practice on Thursday, Murray spent extra time with fans signing autographs.

He said it’s a privilege to be back in the Pro Bowl, surrounded by so many great players.

He’s glad many of them are Titans, a team that embraced him. And his dad.

“Everyone has treated me well from the start, and they made my dad feel like he was the most important guy in the world from the very beginning,” Murray said. “Everyone has been so good to me, and now to have a chance to have your teammates with here you, your crew with you at the Pro Bowl, it is awesome.”

###

**TITANS RB DEMARCO
MURRAY AIMS TO PICK
UP WHERE HE LEFT OFF**

**BY JIM WYATT
TITANS ONLINE
APRIL 19, 2017**

NASHVILLE, Tenn. – DeMarco Murray hit the ground running with the Titans.

The veteran running back eclipsed the 100-yard mark in four of his first eight games in Tennessee in 2016, and finished the year third in the NFL with 1,287 rushing yards.

At the start of his second offseason program with the team, Murray feels good. The toe injury that slowed him during the second half of last season has improved.

“Obviously I got some rest, some rest that was much needed,” Murray said on Monday. “And it feels good.”

He’s also even more confident in those around him, and the team’s chances in 2017.

“Being here for a year, knowing the system, knowing the guys and knowing what they expect of us individually, collectively from a team standpoint,” Murray said. “Last year was great getting to know everyone, working towards a common goal. And this year being able to know what it takes in order to get what we want to accomplish. ...

“I think we know what we are capable of doing. I think everybody this year is more energetic, and we are more confident than probably where we were a year ago. But everyone has come in with the mindset of working hard.”

Murray made it to the Pro Bowl for the third time in his career in 2016. The six-year pro earned this trip after tallying 1,664 yards from scrimmage in 2016, including nine rushing touchdowns. Murray also contributed with 53 catches for 377 yards and three touchdowns.

Murray ran for 1,845 yards and 13 touchdowns in Dallas in 2014 and was named the NFL’s Offensive Player of the Year. Last year in Philadelphia, he ran for just 702 yards and six touchdowns. When he was traded to Tennessee, some wondered if his best days were behind him.

Murray, who turned 29 in the offseason, said the similarities between the offense in Tennessee and the system he was in with the Cowboys has helped.

“(The key for me) is just working hard,” Murray said. “My first three or four years in the league I was learning constantly. ... This system, it kind of reverts back to my first few years in the league. Obviously the terminology is a little different, but we are running some of the similar plays I am used to running.”

Murray also praised his running backs coach, Sylvester Croom, for helping him in his development with the Titans.

Titans coach Mike Mularkey has said on numerous occasions this offseason that Murray will remain the team’s “No.1 back” in 2017. Murray said he’ll continue to learn from Croom.

“Working with Croom has been an unbelievable experience for me,” Murray said. “Just learning new things, catching the ball and some routes that I’ve never been able to run, working with him just on footwork and things of that nature have definitely helped me out a lot in just one year.”

###

**BRIAN ORAKPO, TITANS
TEAM UP FOR
HURRICANE SUPPLY
DRIVE**

***BY JIM WYATT
TITANS ONLINE
AUGUST 31, 2017***

NASHVILLE, Tenn. – Linebacker Brian Orakpo and Titans have teamed up with Austin Disaster Relief Network to collect items and donations for families displaced by Hurricane Harvey.

Orakpo, a Houston native, and the Titans will hold a donation drive in Nashville.

The drive will take place all weekend in Nashville, Friday, September 1 – Monday, September 4, from 8 a.m. to 6 p.m. in Lot C of the Nissan Stadium (1 Titans Way, Nashville, TN 37213). Orakpo and his wife, Bitura, will be on site on Saturday at 11 a.m.

The drive will collect items and such as: blankets, pillows, socks, toiletries, box fans, air mattresses, baby formula, diapers, etc. (full list of items below.) All donations will go directly to the Austin Disaster Relief Network, a nonprofit organization currently giving shelter to Texans displaced by the storm.

For monetary donations, fans can [CLICK HERE](#) to give directly to the Austin Disaster Relief Network. All donations are tax deductible.

Items needed:

- Box Fans
- Air Mattresses
- New undergarments (all sizes, children and adult)
- New socks (all sizes, children and adult)
- Toiletries (ie: shampoo, facewash, soap, toothpaste, toothbrushes, etc.)
- New bed pillows

- New blankets
- Cleanup supplies
- Black trash bags
- Mops and buckets
- Utility knives
- Leather work gloves
- Inflatable mattresses
- Hand sanitizer
- Box fans
- Baby Bottles
- Baby Formula
- Baby Diapers

###

**BRIAN ORAKPO
BALANCES FOOTBALL,
FAMILY TO REACH PRO
BOWL SUCCESS**

**BY JIM WYATT
TITANS ONLINE
JANUARY 29, 2017**

ORLANDO, Fla. – A young Brian Orakpo made it to the Pro Bowl during his first year in the NFL. He was with the Redskins back then, and just 23 years old at the time.

Surrounded by some of the NFL's superstars, he had bright eyes. And he had fun.

"It was cool," Orakpo recalled this week. "It was definitely more of a party, hangout scene back then."

Fast-forward from 2009 to today. Now in his eighth NFL season, and his second with the Titans, Orakpo is a full-fledged family man. He has a wife and two young kids, and a greater perspective on life, his family, and his career.

And that's why here, the land of theme parks and Disney characters, is a perfect location for his fourth Pro Bowl trip. It came after arguably the best season of his career, when the outside linebacker finished with 10.5 sacks, and a career-high 49 quarterback pressures.

"It is definitely cool to be back at the Pro Bowl, a great experience to be around all the guys," Orakpo said. "Now that I have a family, it is definitely more family-oriented, and having fun with my kids."

"But this is what it is all about. I love it. It is very special. I am so happy my family, my son and daughter, can experience this, especially being in Disney World. And I want to show my son that by me being here, hard work really pays off. I want both him and my daughter to see that."

Orakpo's wife, Bitura, has been with him from the start. The two met during his redshirt freshman year at the University of Texas, and

married in 2010. They have a son, six-year-old Brian Jr., and a daughter, three-year-old Brianna.

And as a family, they've soaked up the fun.

The Orakpos went to a party at Universal Studios on Thursday night, and on Friday they hit the Magic Kingdom, the girls decked out in Mickey ears. Orakpo brought a bunch of his family to town. The group includes his mother, brother, nephews and a bunch of friends, including former Titans and University of Texas teammate Michael Griffin.

Griffin has seen Orakpo evolve as a player, and a father.

"I have pretty much known both of them since they were in college, and he is very good with his kids and he has a very supportive wife," Griffin said of Orakpo. "They work hand in hand together, with their two young ones. Brian, he is doing a great job with everything he does. He is great on the field and off the field, and you aren't ever going to separate him from his family. That is No. 1 for him."

"Being a professional athlete and being a father, it can be a tough balance during the season. You have to be a good father as well as being a good football player and he is able to do both."

Bitura Orakpo, known by friends as "Tura," said her husband has done a good job balancing the rigors of the NFL, and his family.

He leaves football at home, he said. They don't talk football when he walks in the door, she said. Well, at least he doesn't bring it up.

"He has gotten a lot better," Bitura Orakpo said. "When he gets home we don't talk shop. Probably the only time we talk shop is when we are in the bed watching film, or me telling him on Sundays I noticed him play a certain way. In the nicest way possible, I might say, "You didn't get off that block enough. Were you tired?" I try and be nice.

We have those conversations because I have seen him progress from his freshman year in college to now."

Brian Orakpo said it's imperative for players to separate football and family, and to find time to make both work. Brian Jr. has made several trips to the Titans locker room in Nashville. He's old enough where he can now recognize the players, Bitura said, and he loves it.

"When I am on the field and at the facility, I work extremely hard at my craft," Orakpo said. "When I come home, I try and leave football at the facility and spend time with my kids. That is the only way to stay sane in what we do. It is definitely hard, and it takes experience. You don't want to overexert yourself with the game we play, our job, and take it out on the ones that love you and show you support. You have to spend time with them. And when you get to the facility, it time to go."

In Tennessee, Orakpo has been just what the Titans had in mind when they signed him prior to the 2015 season. In two seasons, he's racked up 17.5 sacks while registering 86 quarterback pressures.

He's been a tone-setter on a defense that generated 40 sacks as a team in 2016.

"He is your consummate professional," defensive coordinator Dick LeBeau said of Orakpo. "He is a coach's dream in how he sets example for young guys coming in."

"As a player, he has everything. He can play the run, has great quickness, size and speed. Plus, he has a competitive nature that allows him to compete at a high level through the fourth quarter. He attacks any time he is out there. Any coach would love to have a guy like that on a team."

Titans general manager Jon Robinson agreed with LeBeau's assessment.

“Brian is a tough, football player, a smart guy, a captain,” Robinson said. “He’s dependable, and his teammates look up to him. He plays hard. I think he has a nice presence about him. He has that deep, booming voice that can be somewhat intimidating, which is a good thing. He likes it here, he likes what we are doing here. I think it is fun for him to come to work.”

The road back to another Pro Bowl wasn’t a straight and easy one for Orakpo.

In his career, he’s dealt with adversity, including two season-ending pectoral injuries while with the Redskins. He played just two games in 2012 before being injured, returned to make the Pro Bowl after a 10-sack season in 2013, only to have his 2014 season cut short after just seven games because of a similar injury.

But he worked his way back, with his growing family around him.

And that’s what makes this trip to the Pro Bowl even sweeter.

“It is an exciting time,” Bitura Orakpo said. “It is always a fun time to celebrate his accomplishments. And to be honest, I think this is even more special. With the injuries, and struggling with that, and to finally get back to where he is now, it’s really nice to see. We joke, his friends and I, we always say, ‘The old ‘Rak is back.’ It really is great to see his success, and for all of us to be a part of it.”

###

**NATE PALMER STANDING
OUT FOR TITANS, BUT
SHHH...**

**BY JIM WYATT
TITANS ONLINE
JUNE 8, 2017**

NASHVILLE, Tenn. – Titans linebacker Nate Palmer received a nice compliment from defensive coordinator Dick LeBeau on Tuesday, and when relayed the news, it almost made him want to put his hands over his ears.

Don't get Palmer wrong -- he was flattered.

"But I am one of those players where I try and keep it out of sight, out of mind," Palmer said of positive reviews. "When you start getting praise, some people start to get a sense of complacency and I don't want to reach that for myself. It is always nice to hear it, but you have to keep working. I just have to put my head down and keep working."

Palmer, heading into his fifth NFL season, earned the props.

He's roughly 20 pounds lighter, and if he looks a lot faster, it's because he is.

"I am getting from Point A to Point B a lot faster, and even point C down the field," said Palmer, who's listed at 248 pounds on the roster but said he's really 233. "I have noticed that a lot."

The legendary LeBeau has noticed as well.

"Nate Palmer is moving tremendously, athletically," LeBeau said. "It has made him quicker. He has always been very athletic, but he has looked particularly athletic to me. He is a very valuable guy, him and Justin (Staples) both because they have played so many positions. They know the defense and they are responsible veterans. We value both of those players, Nate being one of them."

Palmer, who played in 24 games with the Packers from 2013-15, was claimed off waivers by the Titans in April, 2016. He played primarily on special teams last season for the Titans, and led the team with 12 stops. He also played some in the defense.

When Palmer became a free agent this offseason, he did some soul-searching. He was confident about landing a job because of his body of work in the NFL, but he wanted to put himself in a better position to be successful. He changed his diet, quit drinking alcohol, and trained especially hard.

"My mindset going into this offseason was just getting back to what makes me, me," said Palmer, who played collegiately at Illinois State. "I guess in a sense in college my game was predicated on speed and not size. So I focused on slimming my body down and just trying to get in the best shape of my life."

The Titans re-signed Palmer in March, which pleased him.

"It made me feel good to be wanted," he said.

Since, he's continued to pick the brain of the veterans around him, from coaches to veterans, while trying to earn more opportunities. He's worked on special teams this offseason, in addition to stints at inside and outside linebacker.

"They always say, especially for the back-up guys, the more you can do, it helps you out. So I just try and learn and soak up as much as I can," Palmer said.

"I just want to help the team any way I can, whether it be running down on kickoff coverage covering kicks or filling in on defense. Whatever it is, I am game for it. I just want to play football."

###

**NFL PLAYER AND WIFE
ASK WEDDING GUESTS
TO DONATE TO ANIMAL
RESCUE IN LIEU OF GIFTS**

**BY JOI-MARIE MCKENZIE
ABC NEWS
JUNE 18, 2017**

When Tennessee Titans' cornerback Logan Ryan wed his college sweetheart Ashley Bragg Ryan, he had already received the best gift for a football player.

Ryan, 26, earned two Super Bowl titles with the New England Patriots before being signed to the Titans in March.

So when Ryan, 26, and Bragg Ryan, 26, jumped the broom in front of eight guests inside St. Lucia's Jade Mountain Resort on April 7, instead of gifts they asked their guests to donate to a local animal shelter, Help Animal Welfare in St. Lucia.

The couple, who met while attending Rutgers University in New Brunswick, New Jersey, got the idea when they arrived in the island country.

"When we got to St. Lucia we noticed on our drive all the stray dogs and cats on the street. It was very strange to us," Bragg Ryan told ABC News, who is a certified professional dog trainer.

Their idea was confirmed after their wedding, which featured their 1-year-old daughter, Avery. The two did a photoshoot around Soufrière, Saint Lucia when they spotted a stray dog, Ryan told ABC News.

"We were just having fun, having just gotten married," he recalled. "We're walking the streets, doing this photo shoot and this dog kind of chose us."

"The dog was following us and I was just worried about Ashley's dress, because it was so expensive. It was Ashley who welcomed it, petting this dog -- that's just the type of person she is. When I saw she

was OK with it, I was OK with it," Ryan continued.

Ryan said they "felt attached" to the dog, and after leaving to go back to the resort, they felt they had to do something more.

Their photographer, Bernd Rac, told them about a local animal rescue organization, Help Animal Welfare in Saint Lucia.

"We got in touch with them, and talked about how we could help because we got married in Saint Lucia and it had become a special place for us, so it was a great way to give back," Bragg Ryan said.

Help Animal Welfare in Saint Lucia, founded in 2012, said in a statement that the wedding's donations did truly help.

"Running a rescue anywhere in the world is financially, physically, and mentally draining and it is impossible to do it without help from people like the Ryans," their statement began. "It is so easy to see a problem and walk right past or continue scrolling through your news feed hoping someone else will deal with it. Not many people actually stop to see what they can do to help when faced with a situation like this. Their actions showed us how big their hearts truly are."

"Without people like them who go above and beyond to help, we would not be able to continue saving lives in Saint Lucia," their statement continued. "The animals we rescue almost always have pre-existing conditions, which become expensive to treat and their wedding donations really helped us in a time of need. They haven't only have they helped us financially though, they've also helped bring awareness to our organization which is invaluable."

###

LOGAN RYAN'S FIRST BIG PURCHASE AFTER \$30M DEAL? PAYING OFF BROTHER'S STUDENT LOANS

**BY JORDAN RAANAN
ESPN.COM
JUNE 30, 2017**

VOORHEES, N.J. -- Logan Ryan made his first free-agent purchase worth it after hitting the jackpot in March. He didn't splurge on cars, jewelry or a new house after signing a \$30 million deal with the Tennessee Titans after four seasons -- and two Super Bowls -- with the New England Patriots.

Ryan wanted to use some of that new money for something special, like a gift for his older brother Jordan. But it wasn't something superficial.

Several days after Jordan's birthday, Ryan blindfolded him and presented him with an oversize check worth \$82,000 to pay off his student loans. He posted a picture of the moment on social media.

"I had the idea for a little bit," Ryan said during a Thursday Night Lights football camp he cohosted with New York Giants cornerback Eli Apple at their alma mater, Eastern Regional High School. "After I signed the deal with Tennessee, people kept asking me, 'What are you going to buy with it? What are you going to buy with the new money?'"

"I didn't buy anything. I felt I was completely cool where I'm at. I'm taking care of my immediate family and living my life. I don't want to change my lifestyle off a contract. So the one thing I knew I wanted to help was my brother. I just waited for the time when. No one told him. Very few people in my family knew. Figured his birthday was a great time to do it, and it worked out great."

It was an emotional moment for the brothers. Tears were shed.

Ryan thought it was something his brother deserved after spending many years as the other brother in the background.

"He texts me before every game, after every game. He's traveled, paid for traveling on his own. Engineer, went to Drexel. Extremely bright kid. Obviously had to take out student loans like many kids do for an expensive university. Did everything you want. Has a great paying job, had over \$150K in debt. And I've seen that weigh on him a little bit and not live life the way he wants," Ryan said. "That's the system. That is life. I'm not making no excuses for anybody. But I got drafted to the NFL, won two Super Bowls, and I signed a multimillion-dollar contract, and that guy never asked me for a penny. And he traveled to all my games and supported me from day one.

"So it was my way as a little brother to say thank you."

In order to make it happen, Ryan and his wife searched the internet for a place to find oversize checks that could be presented as a gift and made it all happen.

Ryan didn't quite realize the attention the gesture would receive. He wrote a post Tuesday night on Facebook with the hashtags #Family and #FinallyFree that went viral, which he didn't mind because it sparked quality conversations about student loans.

What followed has been an overload of calls and texts during what has been a busy -- and successful -- week.

Ryan was inducted into the South Jersey Football Hall of Fame on Wednesday, then returned to his alma mater Thursday to hold a football camp in his hometown for 350 kids.

"I'm showing them," Ryan said. "I'm challenging them, 'Why not you?' Same town, same field I worked on. Me and Eli both worked with each other and pushed each

other here. So we're trying to keep that thing going."

And maybe someday they can do for a sibling what Ryan was able to do earlier this week for his.

###

**DA'NORRIS SEARCY
LIVING OUT HIS DREAM
IN NFL**

**BY JIM WYATT
TITANS ONLINE
OCTOBER 6, 2015**

NASHVILLE, Tenn. — Ever since he could first write his name, Da'Norris Searcy had a Plan A.

He never had a Plan B.

Questions about his dreams and aspirations started in elementary school, and continued in middle school. In high school, those around him insisted he should explore more options when his answer never changed.

"They all asked me what I wanted to be when I was older, for my job," Searcy recalled. "Career day would come along and they'd ask me what I wanted to be and I'd tell them I wanted to play in the NFL. They would always say, 'Well, you need a Plan B. What's your Plan B?' And I'd always tell them, 'Plan A and Plan B are the same. I plan on playing football.'"

Tracy Searcy, his mom, remembers well.

"He didn't have a back-up plan. He never had a back-up plan," she said with a smile. "I used to tell him myself he needed to have a second idea of what he wanted to do, too. But he always said he didn't have to because he was going to play in the NFL. I guess he was right."

Yes, Searcy was right. The safety is in his fifth NFL season, his first with the Tennessee Titans.

On Sunday at Nissan Stadium, Searcy will line up against his old team, the Buffalo Bills. Searcy spent his first four seasons in Buffalo before signing a four-year deal with the Titans during the offseason.

Searcy smiles when he thinks about his childhood dream. But he doesn't pinch himself.

In his mind, there was never a doubt.

"I always give thanks, because I am thankful, and blessed. But I don't pinch myself, no," he said. "I'm not going to lie. I always imagined myself playing in the NFL. I never thought it wouldn't happen."

After playing in 62 games from 2011-14 with the Bills, the Titans signed Searcy in March, and paired him on the back end with veteran safety Michael Griffin.

In his first three games with the Titans, Searcy has made 11 tackles, which ranks him seventh on the team. The 5-foot-11, 207-pounder from Decatur, Ga., has also brought a lively spirit to the defense.

The Titans expect him to be a playmaker for years to come. Searcy tallied 191 tackles, five interceptions and four sacks in Buffalo, and he also forced three fumbles. He scored on a pick-6 in 2013.

"In evaluating the safeties that were out there (in free agency), he stood out as a guy who could do a lot of things for you – play coverage, be physical, and be very active. Just watching his tape, he was impressive," coach Ken Whisenhunt said of Searcy. "We liked everything about him. And he's been good."

"He brings intensity that brings a lot to our football team. It shows up in the weight room, in the meeting rooms, on the field. It shows up in a lot of places. He is a good team player and that helps build that chemistry."

Searcy grew up in an athletic family, his father Donald the leader of the bunch.

Donald Searcy, a linebacker, played semi-pro football. Searcy also had uncles, and a brother who played the game. While his mother

preached academics – and the back-up plan – Donald Searcy pushed his son to be as good as he could possibly be on the football field. He trained him, and instructed him.

Da'Norris Searcy put in the time. He began playing at the age of 4, and loved it. He still remembers watching Monday Night Football every week with his grandmother, Virginia, who passed away in 2002. Searcy wore the No.21 at North Carolina because of his grandmother, who was born in 1921, and he's back in that number with the Titans after wearing No.25 in Buffalo.

When he takes the field on Sundays, he remembers his roots. Searcy has a tattoo of a cross and an angel wings to represent his grandmother and great grandmother.

"The last name on the jersey represents them," Searcy said. "My dad and my uncles, I know they all dreamed about playing in the NFL. My dad, he has always been my No.1 fan. Since I'm the one who is getting a chance to do it, I try and represent them well."

On the field, Searcy is known for his instincts, and play-making ability. With the Bills, he intercepted three passes in 2014, forced a fumble and also caused one.

His teammates with the Titans say he brings an edge.

"He is a very instinctive player," cornerback Jason McCourty said. "He is not the tallest guy, but he packs a lot of power. He has that sense of swag, when he steps foot on the field he expects to make plays."

Griffin said Searcy brings something else.

"Da'Norris, he's a weird guy," Griffin said with a smile. "He's into action figures, Superheroes. He dresses the worst of anyone in practice, and even his whole thing

with cars -- he is into old school American muscle cars. The music he likes, everything is different.

“But he’s a great guy, and he can play football. And he hits the weights hard. He’s a strong, strong guy. And he’s a great guy to have on the team.”

Searcy, who’s married (Kennetra) with a daughter (Kenna), said he’s enjoying Nashville, with the Titans. He misses his friends in Buffalo, but not necessarily the cold weather.

In Tennessee, he’s closer to home. Tracy Searcy is from Chattanooga, and Searcy has family in Nashville and Knoxville. He’s also not far from where his parents now live, in Stone Mountain, Georgia.

Nicknamed Spiderman because he used to do flips on the playground as a kid, Searcy plans to make a mark with the Titans in the years to come.

He wants to make the most of Plan A. And Plan B.

“I had people come forward and say they didn’t think I’d make it.” Searcy said. “Later they came up and apologized for it, and said they were glad to see someone from my neighborhood was courageous enough to do it and it make them proud.

“I love this game. I always have loved football. Off the field I am calm and I am laid back; my wife will tell you I’m nonchalant. But on the field I am zero to 100. I’m always going to go all out and give it everything I have.”

###

VETERAN APPROACH HAS TITANS ROOKIE TAJAE SHARPE POISED FOR SUCCESS

BY PAUL KUHARSKY
ESPN.COM
SEPTEMBER 8, 2016

NASHVILLE, Tenn. -- As the overmatched UMass Minutemen prepared for a trip to Bill Snyder Stadium and what would be a 37-7 loss to Kansas State in 2013, receiver Tajae Sharpe and his position coach noticed something a previous opponent of the Wildcats had employed.

"We saw someone start disguising the receivers alignment by putting him in the backfield and motioning him out," said Allen Suber, who's now at Alabama State. "I think at that time, Tajae really started to learn and develop the thought process for matchups and getting himself in better positions and lined up against backers or strong safeties.

"Which then intrigued him as a young player, not only to learn his route but to learn the concepts and where he fit and how we could get him in better matchups. He would come in and sit down and really, from that week on, go through all the pass concepts we had against their personnel. And he just understood it. He could sit down and talk you through it."

Three years removed from that 1-11 UMass season and his nine-catch, 98-yard game against Kansas State, Sharpe will line up as a starting wide receiver for the Tennessee Titans Sunday at Nissan Stadium.

In roughly four months of work, he's shown the Titans the same thing he showed Suber: an ability to understand concepts and how he fits into them.

Quarterback Marcus Mariota is sure to lean on last year's leading target, tight end Delanie Walker. But the 2014 Heisman Trophy winner has quickly bonded with Sharpe, a

player he trusts to be in the right place and hold onto the ball.

Sharpe was a fifth-round draft choice by new Titans general manager Jon Robinson. Robinson inherited a receiver-needy roster but made five picks before getting to the position, using the 140th choice on a weapon who played on a struggling team in college but led the nation in receptions as a senior with 111.

When the Titans spent time with Sharpe ahead of the draft, receivers coach Bob Bratkowski installed some concepts with him. On the field, Sharpe executed them pretty much flawlessly, Robinson recalled.

"It's his intelligence level, his ability to process information quickly and his physical skill set," Robinson said of the 6-foot-2, 194-pound rookie. "... He's wiry. He's just got really good body control. He can sink his weight, drop his weight in and out of his breaks very efficiently."

After the Titans landed Sharpe, Robinson figured he'd found a rookie role player. But Sharpe has earned a role far more important than that, helped by a stark contrast with some guys who were already on the team. Justin Hunter and Dorial Green-Beckham didn't have a work ethic similar to Sharpe's. While more impressive physically, they didn't feel nearly the same gravitational pull of the position's detail and nuance.

Green-Beckham was traded on Aug. 16. Hunter was cut Sept. 3.

The Titans' longstanding fascination with fantastically athletic but unrefined wideouts went with them. Before he's even played a meaningful down, Sharpe has come to symbolize the kind of guy these Titans want.

"Tajae doesn't look like a rookie, he looks like a guy that's been around in this league for a little while," said Titans receiver Andre Johnson, who has stats that rate among those of the all-time great receivers. "The way he runs routes, he's faster than he

looks. He makes plays. I think this year will be pretty big for him."

Johnson said if he knew nothing of Sharpe and watched him work, he'd have guessed he as a second- or third-year player.

Johnson was drafted by the Texans third overall out of Miami in 2003. Thirteen years later and 137 picks further down in the draft, Sharpe came to Tennessee.

"I wasn't really known for running routes coming in," Johnson said. "I think that's something I developed over the course of my career. As far as running routes, he's better than I was coming in.

"He asks a lot of questions when he doesn't understand something or he's curious about something. That's a good thing, and a lot of times it's what you look for in a rookie."

Sharpe speaks reverently about Johnson, and said compliments from him are humbling. The rookie also rates Suber, who was on the Texans practice squad during Johnson's time there, as a big influence in shaping him.

"The biggest thing was that he was a ball of clay," Suber said. "He just wanted to be coached. ... He fell in love with the preparation process."

When Sharpe was coming out of Piscataway (N.J.) High School, Suber rated him as just an average route-runner. Mark Carrier and Tampa Bay Buccaneers receivers coach Richard Mann taught Suber lessons he passed on to Sharpe that helped him evolve. "Separation technique, the ability to speed cut, the ability to separate," Suber said. "He's not the fastest guy with vertical speed, but he's always going to have separation. He is a master of the separation technique.

"It's understanding leverage, it's being able, regardless of whether you are running deep, [to be] always simulating it. He'll tell you, first 5 yards, everything should look the same. Speed and upper-body violence when you are running

routes. He can sink his hips at 10 [yards] and maintain the same pad level and be out at 6 yards very, very quickly. He understands cutting off interception angles of defenders."

Since the start of the seven-round draft in 1994, only four receivers selected in the fifth round or later posted seasons with at least 51 catches and 720 receiving yards. The most recent, Stefon Diggs, will be on the field for the Vikings on Sunday during Sharpe's NFL debut.

Can Sharpe surpass them? He may be in just the right environment to give it a run.

"The game is very slow in his head right now," Suber said. "He's a football player. I think he's going to play a decade plus."

###

**LESHAUN SIMS WANTS
TO CONTEND FOR
BIGGER ROLE IN 2017**

**BY JIM WYATT
TITANSONLINE.COM
JUNE 28, 2017**

NASHVILLE, Tenn. – Less BBQ, and fewer mistakes.

Will a combination of the two - along with solid play - help Titans cornerback LeShaun Sims land a bigger role in his second NFL season?

So far, Titans coach Mike Mularkey has liked what he's seen.

"He's been good," Mularkey said of Sims. "He's doing fine. LeShaun is very quiet -- he doesn't say a whole lot. But he comes to work every day, and he is all business when he is on the field. I think you can tell it's his second year. He is a better player this year than he was this time last year."

A fifth-round pick out of Southern Utah in the 2016 NFL Draft, Sims played in 13 games for the Titans in 2016, with two starts.

Sims saw his playing time increase at the end of last season, after the team parted ways with veteran cornerback Perrish Cox. After struggling late in a game against the Bears in late November, Sims settled down in the final month of the season. Pro Football Focus listed Sims as the team's highest graded player against Kansas City on December 18. Sims intercepted Chiefs quarterback Alex Smith in the end zone in that contest.

In the final five games of last year, Sims tallied 16 tackles and six passes defended. He played primarily on special teams at the start of the season, and was inactive the first three games of the season.

"He is one of our promising young players," Titans defensive coordinator Dick LeBeau said of Sims at the end of the season. "I

think he has a bright future ahead of him."

Sims said he learned a lot from his rookie season, when he watched those around him, and listened.

"You just have to relax, play ball, and get the (defensive) call," Sims said. "You can't overthink everything.

"I feel like once I got settled down I started to play some solid, decent ball. Now, I just have to build on that."

Sims has some new company around him this offseason. The team signed veteran cornerback Logan Ryan, and drafted former USC cornerback Adoree' Jackson in the first round. At safety, the team signed former Jaguars safety Johnathan Cyprien.

"The guys have been cool," Sims said. "We're competing, and working together."

To put himself in a better position to be successful, Sims said he changed his diet, and has focused on eating better. His plan is to stick to a meal-prep, nutrition plan.

"Not as much fast food, I guess," he said with a smile. "They have some good barbeque out here. But I don't eat nearly as much now as I used to."

With a year under his belt, Sims plans to contend for a significant role in the defense this fall.

He likes his position, and coaches say he's a contender because of his size, speed and work ethic.

"Just having more time in the offseason and being able to prepare, it has helped me a lot," Sims said. "I've spent a lot more time in the playbook, and I think that has helped and kept me from having a lot fewer mental mistakes. I just have to keep getting in the playbook.

"This year, I just want to come (into training camp), still the same

mindset as last year. But I definitely want a bigger role. I just want to come in, let the coaches see I understand the defense more, and do what I can to help the team, on defense and on special teams. That's the biggest thing for me right now."

###

**ROOKIE TE JONNU SMITH
READY TO LISTEN,
LEARN, CONTRIBUTE**

**BY JIM WYATT
TITANS ONLINE
MAY 19, 2017**

NASHVILLE, Tenn. — Jonnu Smith is ready to listen, and learn.

In time, the rookie tight end hopes it will pay off with big results for the Titans.

“I am extremely capable. If I wasn’t, I wouldn’t be here,” said Smith, drafted in the third round of the NFL Draft. “But I know I have to be a sponge right now, and learn the playbook and listen to others.

“You have one mouth and two ears, and that tells you a lot. My ears will be wide open.”

Smith made his NFL practice field debut during the team’s rookie minicamp last weekend. This week, he joined the veterans at Saint Thomas Sports Park.

A 6-foot-3, 248-pounder, Smith has the skill set to be a productive player for the Titans, possibly early. It’s why the team has thrown him into the fray at a number of positions.

When asked how quickly Smith could make an impact for the Titans, coach Mike Mularkey said it depends on “how quickly he picks (things) up.”

“We are going to move him around a little bit,” Mularkey said of Smith. “He is going to play both the Y and the F tight end, and he is going to be an every down player for us. So he is going to have a lot on his plate, he already has. And he seems to grasp it pretty good. He’s a real easy catcher with the ball, and can run.”

Smith, the 100th overall pick of the draft, caught 178 passes for 2,001 yards and 18 touchdowns at Florida International, and tallied 42 catches for 506 yards and four touchdowns in 2016.

Smith holds the FIU record for career receptions (178) for a tight end, and he’s also No. 1 all-time in career receiving yards.

With the Titans, he joins a tight end group led by two-time Pro Bowler Delanie Walker.

Walker told Titans Online earlier this month he’s watched some film on Smith.

“I think he is a very physical, talented tight end,” Walker said of Smith. “And I can’t wait for him to come in so I can get into his ear and hopefully he can bring something to the table with his play to help this team out.”

Walker’s advice to Smith: Watch me.

“He is going to have to pay his dues,” Walker said. “He can learn from me, and I think he will be a sponge. He is not a guy that talks a lot. He is going to come in and he is going to understand his place. He is going to come in and learn from the guys we have, and if he steps up I am pretty sure he is going to have an opportunity to play.”

Smith said he’s more than willing to work.

He said he’s worked to improve his blocking, and plans to improve his technique to get even better.

He’s a big fan of Walker, and winning.

“He’s a hell of a player, and I am looking forward to learning from him and all the vets in the tight end group,” Smith said. “So I am looking forward to adapting and maybe one day be better than Delanie Walker -- that is the goal, you know what I mean? If you are not here for that, then why are you playing?”

“I just want to show that I can do everything at the tight end position. I want to come out here and play fast and physical, and be smooth in everything that I do.

“And whatever the Titans ask me to do, that’s what I am going to do. And I am going to be relentless at doing it. I am looking forward to helping this team win a Super Bowl, because that is what we are aiming for. So I will do whatever is required of me.”

###

**TITANS' SPAIN LOOKING
TO BUILD ON HIS
SURPRISING ROOKIE
YEAR**

**BY TERRY MCCORMICK
ASSOCIATED PRESS
AUGUST 5, 2016**

NASHVILLE, Tenn. (AP) — Quinton Spain has a much different pedigree than the other Titans linemen.

Spain is an undrafted second-year pro from West Virginia trying to maintain his status as the Tennessee Titans' first-team left guard. Spain started the final six games for the Titans last season and has been running with the first-team line in camp.

Contrast that with the Titans' other four projected starting linemen. Tennessee's line includes two first-round picks at the tackle spots in Taylor Lewan (2014) and Jack Conklin (2016), a first-rounder at right guard in Chance Warmack (2013) and a coveted free-agent acquisition at center in Ben Jones.

Spain is doing all he can to maintain his role as a starter.

"I felt like I've done pretty good," Spain said. "I've just got to keep moving forward and keep battling for the spot."

In assessing Spain's play through the first week of training camp, Titans coach Mike Mularkey offered some praise while also stressing Spain's need for improvement.

"He's been a little bit hot-and-cold," Mularkey said. "More hot than cold, but when he's had his mistakes, they've been pretty significant. I mean, they stand out. Not getting out on some screens, not covering up guys today.

"Again, he was an undrafted free agent last year that — he's held his own, but the more he gets, the better he's going to get, as well. He's still in a competition at that left guard position."

Spain's primary competition should come from former starting center Brian Schwenke, Jeremiah Poutasi and rookie sixth-round pick Sebastian Tretola. The competition to determine the starting offensive line begins in earnest in the next couple of days.

The Titans have intentionally stuck with the same starters up to this point because they were still putting in offensive installations.

That process is near an end, allowing offensive line coach Russ Grimm to start playing a form of musical chairs to determine the eventual starters.

"We're going to start rolling some people in there," Grimm said. "I tell people all the time we're not playing a game for real yet. So there are no set starters. So when you come out and you start stepping through stuff, you kind of keep guys at the same spot till we get the whole offense."

"As of tomorrow, the whole offense is going to be in, so now you're going to see guys that know the assignment so they can flip from one side to the other.

"I don't want to flip them too early because they start getting confused and stuff like that. Once they learn the offense and now that we've got it all in, then we're going to start shuffling some people around to see what we've got."

As for how things fall, Spain isn't fretting the competition.

"I've just got to play my game, and whatever happens, happens," Spain said. "If playing my game is not enough, I can't look back and say I didn't give it my all."

###

**5 THINGS TO KNOW
ABOUT TITANS KICKER
RYAN SUCCOP**

**BY JASON WOLF
THE TENNESSEAN
DECEMBER 20, 2016**

Five things to know about Titans kicker Ryan Succop:

Hero of the day

###

Succop's 53-yard field goal as time expired gave the Titans a 19-17 victory against the Chiefs on Sunday at Arrowhead Stadium, where the temperature was 1 degree at kickoff, making it the coldest game in Titans/Oilers franchise history. His career long is 54 yards.

A first for everything

Succop is the first player in NFL history to hit a game-winning field goal of longer than 50 yards as time expired to complete a come-from-behind victory against his former team. The 30-year-old kicker is in his eighth NFL season and third with the Titans. He played his first five seasons with the Chiefs.

Only getting better

Succop is on pace to set his career high for made field goal percentage for the third consecutive season. He's hit 90.9 percent (20 of 22) of his field goals this season. He hit 87.5 percent (14 of 16) last season and 86.4 percent (19 of 22) in 2014. Succop converted 86.2 percent of his field goals (25 of 29) in 2009, tying for the highest success rate by a rookie since the AFL-NFL merger (minimum 20 attempts).

Mr. Irrelevant 2009

Succop was "Mr. Irrelevant" after being selected with the final pick (256th overall) of the 2009 NFL Draft. He's one of two Mr. Irrelevants on the team. Titans cornerback Kalan Reed was selected with the final pick in the draft this year.

Former Gamecock gives back

**DIRECTSNAPS: PHILLIP
SUPERNAW'S UNDRAFTED
ATTITUDE PAYING
DIVIDENDS**

**BY PHILLIP SUPERNAW
TITANS ONLINE
OCTOBER 2, 2016**

DirectSnaps is a story series contributed by Tennessee Titans players sharing their perspectives, both on and off the field, with fans. This week's entry comes from TE Phillip Supernaw.

Two grand.

That was my signing bonus when I entered the NFL in 2012. After taxes, it came out to \$1,300. I still have that check. One day I may even get it framed.

Undrafted was more than a label for me coming out of the well-known football powerhouse of Ouachita Baptist. It's part of my identity, the core of what motivates me.

I grew up in Katy, Texas, about 25 miles from Houston. I played quarterback in high school, but I wasn't recruited by colleges. I didn't have a single Division I offer. When signing day came, Ouchita Baptist was the only place that said I could come play, so I did.

Fast forward four years, I didn't get a Combine invite. I also didn't get drafted, but the Texans gave me a chance as a college free agent. That's where the big signing bonus came in. I'll never forget that. In that moment I was like, "Holy cow, they're actually going to pay me to give me a chance. This is awesome." You know, all these guys are signing for millions of dollars, and I never even thought about it. I never asked about any other player's signing bonus. I just couldn't get over how awesome it was.

Another thing I'll never forget: getting to know Andre Johnson.

It was 2012, and we were both with the Texans. I was an undrafted rookie free agent and Andre was...

well, Andre. I mean, he's like the godfather, right?

The Texans drafted him when I was in junior high, so I grew up watching him play. He had no idea what my name was. But I always had this really awesome jersey from when he played at Miami. The orange one... you know, real authentic. I had that thing in my locker for three weeks, and then one day I finally was like, "OK, I'm doing it."

I walked over to his locker with his No. 5 University of Miami jersey. I had it in a box, folded perfectly, pen ready to go. I was like, "Andre, do you think you can sign this for me, man?" When he signed it, he said, "Where did you get that jersey? It's sweet." That jersey is framed and has even more meaning now that we're teammates again in Tennessee.

I don't have a pride issue telling you that story. You'll hear guys in NFL locker rooms say things like, "I'm never going to get a jersey signed by another grown man." To that, I say big deal. When you've bounced around the league like I have, I think it's a cool opportunity. It's a reminder of where you've been and who you've played with along the way.

I was on four teams in my first three years. I was with Houston for two years, and I wasn't even really on a team my second year. I actually got cut before training camp on an injury settlement, and I was out of football until Week 15. I was just floating around, hunting and stuff. I wasn't even in the NFL. Then Week 15, the Texans picked me back up and I played the final two games. Then I went to Baltimore for a year. In that year—2014—I went to Kansas City for three weeks and then back to Baltimore. It was a lot of bouncing around, not really getting settled anywhere. And no, it never gets easier getting cut and starting over again.

From an early stage of being in the NFL, I just kind of took on that challenge of being undrafted. I never really thought about whether I

was going to make the team or not because that will drive you crazy. I always had the same outlook. You just control what you can. I think all of it helped me—going to that really small school, being undrafted. It made me take nothing for granted, even the little stuff. It taught me to be a hard worker because nothing is guaranteed and nothing is given. This can all be taken away in an instant. I'll never take a play off because I can't ever forget how far I've come to get here.

I believe that's why I'm a Titan now. I found my niche here. With Mike Mularkey taking over and Jon Robinson coming in, it fit perfectly to the kind of player I am—tough, physical, nonstop, finishing, never quitting. This is a weird business and can get political, but here it's basically if you want to be a tough guy who will never quit and give it your all, you have a chance to play. That's why I consider this my home now. They really gave me a chance to contribute here, and I had prepared for it. It was the opportunity I was waiting on forever, and I don't ever want to squander that.

That undrafted attitude that got me here is kind of like the attitude this team has. That's the cool thing. We're pretty young, with the exception of some of those great vets we need, and we don't care at all what anybody thinks or is saying. We know how hard we work. We know how well we're capable of playing. I've been on teams that struggled before, but this team is different. We know we have so much in store for the future. The losses hurt, but at the end of the day, we have 13 left, and we're not even clicking on all cylinders yet. Everyone is just fired up for how good we can be.

It's sort of like that signing bonus check.

My \$2,000 might not have been much to everybody else, but to me, it was an opportunity. I wouldn't change anything because it all ended up getting me here. Hopefully, there's a lot more to come.

###

**POLITE PLAYMAKER:
TAYWAN TAYLOR
MAKING IMPACT WITH
TITANS**

**BY JIM WYATT
TITANS ONLINE
SEPTEMBER 20, 2017**

NASHVILLE, Tenn. – Taywan Taylor is as polite as they come off the field.

Spend time around the Titans rookie and you'll discover he's a "yes, sir" and "no, sir" kind of guy, always accommodating, and respectful. Ask around about Taylor and you'll learn he soaks up as much as he can from his veteran teammates, and asks for extra time with coaches.

His Twitter handle fits him well: @SilentGrind2.

"He's a humble guy," Titans offensive coordinator Terry Robiskie said. "A hard-working, humble guy."

But on the field, he's no pushover.

"He's a dog now," Titans veteran Harry Douglas said of Taylor. "He's a dog on the field, make no mistake about that."

And he's a fast one.

Taylor, a third-round pick out of Western Kentucky, blew past Jaguars cornerback A.J. Bouye to make a diving 42-yard catch in Sunday's 37-16 win. The folks at Next Gen Stats, in fact, recorded Taylor with a speed of 21.44 on the play, which makes him the fastest recorded player in the NFL this season.

Taylor has three catches for 56 yards through two games. The Titans have also given him the ball on handoffs, something the team did during the preseason as well.

"He's fast," Titans coach Mike Mularkey said of Taylor. "He can get around the edge on you, he can get by you on a go route. The thing about him, which is rare for a

rookie, I've told you this before, all the young guys want to be coached and want to do it the way we want to do it.

"That go route, Terry (Robiskie) is very adamant about those kind of routes, not looking for the ball too early, run 20 yards as fast as you can, run by guys. Most players look too early, their speed slows down because they're looking back, defensive guys can keep up with them or can get back what they lost, and he ran by right about 18-to-20 (yards), which we tell him he looked up and he had beaten him and Marcus (Mariota) had a great throw on it. Those are some things, for a young guy to do, which were impressive."

The highlight-reel play earned Taylor a nice reception on the sideline.

"They were loving it, saying: That was big time right there," Taylor said with a smile. "Big-time players make big-time plays, they told me. Marcus gave me a good ball and I wanted to go out there and make a play for the team. I want to make those kind of plays all the time."

Taylor was a ball magnet at Western Kentucky. The most prolific receiver in WKU history accumulated 253 career receptions for 4,234 yards and 41 touchdowns in four seasons, setting team records in both categories.

In 2016, Taylor set Hilltopper records with 98 catches, 1,730 receiving yards and 17 touchdowns.

In the NFL, he's already drawn some pretty nice comparisons.

"He reminds me of T.Y. Hilton," Titans cornerback Brice McCain said of Taylor during camp. "He reminds me of T.Y. just the way he moves his body, how he is so confident, but so quiet. I like that about him. He catches the ball well, and he doesn't panic. I love Taywan."

Mariota has called Taylor "dynamic."

Douglas, a 10-year veteran who is currently on Injured Reserve, on Monday raved about Taylor.

"Since he's gotten here he's done a great job of learning," Douglas said. "We've asked him to do multiple things, and he's done a great job of grasping the information. At the same time I think he is an unbelievable athlete. He can rush the ball, he can catch the ball, he can block. He can do everything you need to be successful in this league. He is a playmaker, man. He makes plays. He's humble, he listens and I love that about him."

Depending on the status of receiver Corey Davis, who is dealing with a hamstring injury, Taylor's playtime could increase this week.

Taylor played just six snaps in Week One against the Raiders, and 12 snaps against the Jaguars.

Taylor said he'll be ready.

"That's what I told coach from the get-go, day one when they drafted me: Whatever they need me to do, I am willing to do it," Taylor said. "I just want to try and help the team as much as I can."

###

**FREE AGENT PAIR
PROMISES SPECIAL
TEAMS IMPROVEMENT**

**BY DAVID BOCLAIR
NASHVILLE POST
MARCH 14, 2017**

In the one season they played together, Daren Bates figured out something important about Brynden Trawick.

“You follow him around you’re going to find yourself at the ball,” Bates said.

Bates (pictured) didn’t follow Trawick to the Tennessee Titans, they just ended up on the roster together. The two signed with the Oakland Raiders last season to inject some life into that team’s special teams.

Free agents again this year, they independently agreed to deals with Tennessee, which clearly aims to upgrade its special teams for 2017. In addition to those two, Eric Weems, an experienced returned and cover man, also has signed.

“Obviously, they wanted a better core than they had in previous years — adding three of the top guys in the league from last year,” Trawick said. “It’s definitely going to be an improvement and it’s definitely going to be fun to watch.”

Trawick was one of nine NFL players who had more than 10 solo tackles on special teams last season. His 15 total stops on kicks were a career-high.

He played his first three seasons in Baltimore and averaged seven per season — the same number Bates averaged in his first three seasons, all with the St. Louis Rams. He had eight (five solo) last season with Oakland.

“To me, you have to be a little off,” Bates said. “You can’t be sensitive. You have to be violent. You have to be a different type of football player. You kind of have to have a defensive player’s mindset but a

little more off. I kind of call it just being crazy. You go out there and play with reckless abandon and play violent.

“... To be able to come in and change the whole look on special teams, that’s what I plan to do.”

The Titans ranked in the bottom half of the league when it came to covering kickoffs (18th) and punts (26th) last season. They were even worse when it came to returning them, 20th and 26th, respectively.

“Me being that guy my whole career, I’m taking that mindset regardless of what they think of me,” Trawick said. “I’m playing special teams with the hopes of adding a role on defense and contributing on defense.

“You just have to want to do it and to be great. It doesn’t take too much. It’s just like being an offensive or defensive player, you just have to want to do it and dominate the guy across from you and make him feel you. That’s what I’ve been doing. And that’s what I’m going to keep doing.”

###

**NEW TITANS
LINEBACKER ERIK
WALDEN OF MTSU
WANTS TO BE 'TONE-
SETTER' ON DEFENSE**

**BY ADAM VINGAN
THE TENNESSEAN
JULY 29, 2017**

PAGE 4C

Despite totaling a career-high 11 sacks last season with the Indianapolis Colts, outside linebacker Erik Walden remained unsigned as training camps throughout the NFL neared.

The Titans, who showed early interest in the veteran, signed the former MTSU standout Thursday to a one-year contract to add experience to their defensive depth.

"With all the talent they got in place, the coaches got a great atmosphere and the owner and the GM do a great job, so it feels like a perfect fit," Walden said Saturday. "Leaving (Indianapolis), I was thankful for the opportunity, but I'm definitely blessed with this one."

Walden's sack total last season tied for eighth in the league. The Titans were among the NFL's most successful pass-rushing teams last season, with their 40 sacks tied for sixth-most.

"It's a lot of talent," Walden said of the team's defense. "A lot of speed. I'm just trying to contribute the way I can. Whatever they ask me to do, I'm more than willing to do it."

The Titans are Walden's sixth team in a 10-year career since being drafted out of MTSU in the sixth round in 2008. He is expected to back up starting linebackers Derrick Morgan and Brian Orakpo.

Walden's championship experience with the Green Bay Packers in 2010 could be valuable to the Titans, who are being trumpeted as a breakout team in the AFC this season.

"I'm the tone-setter," Walden said. "I'm going to be the one who sets the tone each and every week, trying to show the young guys how to be a professional and just motivate each other and feed off each other."

Bruce Alexander, a longtime Tennessee Titans fan, said that attending training camp was so important to him that he waited in line since 5:45 a.m. after leaving his wife and two-week old baby at home to be one of the first ones in the gates. Autumn Allison/USA TODAY NETWORK-Tennessee

In a complimentary tone, Titans coach Mike Mularkey described Walden on Friday as a "nasty" player. The Titans already were aware of that edge, with Walden head-butting tight end Delanie Walker during a 2013 game.

"That's the past," Walden said of the incident. "We're on the same side. We're trying to accomplish the same mission. (Walker's) a hell of a player. We're on the same team, so we're working together now."

###

**TITANS TE DELANIE
WALKER MOTIVATED
FOR MORE AT PRO BOWL**

**BY JIM WYATT
TITANS ONLINE
JANUARY 28, 2017**

ORLANDO, Fla. — Delanie Walker is an old pro at this whole Pro Bowl thing now.

The Titans tight end is here at the all-star game for the second year in a row after making his Pro Bowl debut in Hawaii. Prior to that, he turned down a chance to go as an alternate.

There was a time in Walker's career when he watched others receive honors, and he wondered if his time would ever come. He attended his first Pro Bowl in his 10th NFL season.

"I think having to wait like I did, it makes me appreciate all this more," Walker said after practice on Friday. "I appreciate being here with all these guys who play the game so well. I think I always felt like if I had the opportunity, I could play in the Pro Bowl myself. But everything that happened earlier in my career made me hungrier, and made me work harder. And now I want to keep proving myself.

"I am not slowing down. I've still got it. I still feel like I am 22 years old."

Walker, who's 32, is coming off a season when he caught 60 passes for 800 yards and seven touchdowns. In 2016, Walker caught more touchdowns than he did during his Pro Bowl season of 2015, when he hauled in 94 passes for 1,088 yards and six scores. With an improved running game, and more weapons around him, Walker's overall numbers didn't reach those from the previous year, but he hasn't lost a step.

Fellow Pro Bowl tight end Travis Kelce from the Chiefs can vouch for that.

"I have been watching Delanie since he was in San Fran, and to see how he moves, how big he is, how strong he is, it is impressive, man," Kelce said. "I remember watching a play where they were playing Denver and they threw a little screen to him -- we were putting that play in on our game vs the Broncos. We were basically stealing one of the Titans plays, OK? And Delanie catches it and he has eight people on him as soon as he catches it and he just starts stiff-arming everybody, breaking tackles and takes it 20 yards. And I am looking at everyone like, "So this is what you are expecting me to do on this play?"

Walker's 22-year-old self didn't get many chances to make those kind of plays. He spent his 20s paying his dues. A sixth-round pick by the 49ers in 2006, Walker didn't catch more than 29 passes in a season in his first seven years in the league, all in San Francisco. He played a lot on special teams, and after switching from receiver to tight end, he got limited opportunities while playing in an offense with perennial Pro Bowl tight end Vernon Davis.

Chiefs quarterback Alex Smith, who is at the Pro Bowl, was with Walker in San Francisco. He's thrilled for his success in Tennessee, and said it might've come sooner if he'd gotten more chances.

"No question there has been growth," Smith said of Walker. "Would the success he's having now happened if he got more chances then? Without a doubt, if he was given more sooner, it would have happened sooner. But Delanie was such a great teammate, you never heard him complain. Obviously Vernon was kind of the featured guy but Delanie never complained and just did what he was asked to do. I think that says a lot about him and I think that is why he is doing what he is doing, because of that mentality.

"I'm not surprised at all by what he's done, going to Tennessee and playing at a high level."

Walker, who signed with the Titans prior to the 2013 season, has been a

go-to guy in Tennessee. Walker set franchise records among tight ends in 2015, and he's continued to break franchise records at his position.

Last offseason, the Titans rewarded him with a contract extension.

Titans coach Mike Mularkey called Walker a perfectionist, and a tone-setter.

"It is never good enough for Delanie," Mularkey said. "He wants to be the best, and he works at it. A great example is when he gets the extension, and his mission is to prove, "I'm worth it." Not every guy is like that in this league. A lot of guys will take it, and think "I've made it." And there's a lot of guys who get comfortable. He is not comfortable, he wants to get better every day."

Walker is enjoying his second Pro Bowl trip. He said the week is easier, because he knows what to expect.

He brought 27 family members with him to enjoy it, from mother, his son, his brother, his aunts and more.

"My mom is having a blast," Walker said. "She went to Universal Studios yesterday and said it's probably one of the best times she's ever had. It is good to have my family here with me, enjoying this experience with me. I know I don't have too much longer."

Walker quickly corrected himself when questioned further.

Eleven years into his NFL career, not too much longer means "at least four more years" for Walker.

He has no plans to hang it up any time soon, he said, even though he expects folks to doubt him.

But that's OK. He'll use that as motivation to get to the Pro Bowl again.

"I think the road I took, going Division 2 (at Central Missouri) and getting drafted in the sixth round, playing receiver and getting moved

to tight end,” Walker said. “I proved I could play tight end as good as anybody in the league after being switched from receiver. But I am still hungry. Every day I am out there I want to do better than the year before.

“A lot of people doubt me, saying “His level of play is going to go down, he is old.” But I went out there this year and still played at the highest level and now I am in back-to-back Pro Bowls. I am still moving up that ladder.”

###

**TITANS PLAYER JOINING
USO TOUR**

***NASHVILLE POST
MARCH 31, 2017***

Tennessee Titans tight end Delanie Walker is joining a group of other NFL players for a USO tour of Southwest Asia this summer, the league announced.

Walker, New Orleans Saints defensive end Cameron Jordan and Miami Dolphins cornerback Byron Maxwell will visit U.S. troops and their families at military bases in southwest Asia, though specific locations are not being disclosed at this time.

The tour will include military-themed athletic competitions at the bases, as well as meetings with military leaders at four locations in three countries.

Since 1966, more than 250 NFL players, coaches and executives have participated in USO tours, according to the league.

Walker was named the Tennessee Titans Community Man of the Year in 2013 and 2015, due in part to his work with Mothers Against Drunk Driving

“We are proud to work with the NFL on yet another entertainment tour, and look forward to bringing smiles and a piece of home to the many service members stationed in Southwest Asia,” USO CEO and President J.D. Crouch said in a release.

###

**ERIC WEEMS WANTS TO
REPLACE PAINFUL
MEMORY WITH GOOD
ONE**

**BY JIM WYATT
TITANS ONLINE
MARCH 14, 2017**

NASHVILLE, Tenn. — The ending of the 2016 season was a painful one for Eric Weems.

As a member of the Atlanta Falcons, Weems watched in disappointment as the New England Patriots celebrated a world championship after his team lost a big lead in Super Bowl 51.

“It took me some time to get over that loss -- I’m not even going to lie,” Weems said on Monday. “I think I was in a dark place for two to three weeks, man. My mind was cloudy. It was like a gut punch.

“I am over it now, finally. I think I am over it now. It took a long time, but there’s nothing I can do about it now. You live and learn from the experience. Now, hopefully I can get back there as a Titan.”

After spending eight of his first 10 seasons with the Falcons, Weems officially signed with the Titans on Monday.

The veteran return man and special teams ace said he’s excited about his opportunity in Tennessee. And he said he wouldn’t have come aboard if he didn’t believe the Titans were capable of making a run themselves.

“The arrow is pointing up here,” Weems said of the Titans. “When I was looking to sign somewhere, my whole mindset was to find a team that had a shot to get into the playoffs, and once you get there anything can happen. I want to get back to that big stage. I want to get back there bad.”

A Pro Bowler in 2010, Weems ranked sixth in the NFL in punt returns last season with an 11.4 average. He had a 73-yard punt return in Week 2, and also averaged

23.0 yards on 17 kickoff returns last season, with a long of 42. Weems also covers kicks, and will do just about anything asked of him.

###

“He is a tough football player, and he has good play speed,” Titans general manager Jon Robinson said of Weems. “The thing that we liked about Eric is he is certainly returner first, but he also plays on the coverage units and can give us some value on kickoff cover, on punt cover. He has been a personal protector on punts before. So when you are looking at constructing the roster for game day he gives you an extra player, if you will, that can help you on other phases of special teams and not just in the return game.”

In 10 NFL seasons, Weems has caught 38 passes for 353 yards and four touchdowns. Weems entered the NFL in 2007 as an undrafted free agent out of Bethune-Cookman. He’s played eight of his 10 seasons with the Falcons (he played with the Bears in 2012-13).

A Pro Bowler in 2010, Weems will be reunited with Titans offensive coordinator Terry Robiskie, his former position coach in Atlanta, and Titans head coach Mike Mularkey, his former offensive coordinator.

Weems will handle return duties for the Titans.

“It is a fresh start,” Weems said. “The coaching staff and everyone sees something in me. The GM sees something in me. So I am here not to let those guys down.

“I have a past with Terry and Mike, and also Harry Douglas, who was also with me in Atlanta. I am looking forward to being back around those guys again, and to have fun. Terry and Mike, those are guys who know how to teach the game, not just on the field but off the field they are fun to be around.

“I am just looking forward to being a part of things here. I love the direction this team is going in and I want to do my part to help us win.”

**TITANS DL SYLVESTER
WILLIAMS WANTS TO
MAKE LATE FATHER
PROUD**

**BY JIM WYATT
TITANS ONLINE
MARCH 24, 2017**

NASHVILLE, Tenn. — Sylvester Williams knows his late father is proud of him, and that brings a smile to his face.

As a member of the Titans, the team's new defensive lineman plans to continue doing things to make his father happy. He just wishes his dad could witness it himself.

"I remember when I first went to college, my dad was so happy for me," Williams said. "The day I got drafted by the Broncos, he was so proud. And I told him then: 'Everything I do is going to be for you. I did everything I could to make him happy, and to make his life as easy as possible with his health issues.

"I know he was proud of me -- he used to tell me all the time. It hurts not having him here with me, but I plan to live through the memory he created."

Sylvester Williams Sr. died on February 10, a little more than a month before his son signed as a free agent with the Tennessee Titans. The elder Williams saw his son, who worked at Backyard Burger and Taco Bell while in high school, pay his dues after nearly missing out on a chance to go to college -- and play football -- while working in a factory for six months after his high school graduation.

He also saw his son win a Super Bowl ring in Denver after becoming a full-time starter, and a dependable pro.

Sylvester Williams Sr. died following a heart attack last month. He'd battled health problems for years.

The day Williams signed with the Titans, he said he was thrilled to know the Titans believed in him. But the 6-foot-2, 312-pound nose tackle admitted it was hard to not have his father with him on such a big day.

"Being here in this moment without him, it's tough," Williams said. "But I know he would be happy for me.

"I just want to be as good a man, and as good a father as he was. He was a great man. My father worked in a factory for over 20-something years. There was nothing he couldn't do. I've seen my dad build walls and he was the type of person who wanted to help everybody, that's just how he was. He never took the time to look out for himself. That's why when I was able, I tried to do everything I could to make him comfortable."

A first-round pick by the Broncos in the 2013 NFL Draft, Williams has played in 60 games over the past four seasons, with 48 starts. He started all 16 games last season for the Broncos, when he recorded 29 tackles and a sack.

In his career, he's tallied 94 tackles and six sacks.

The story behind Williams is one of determination.

In high school, he started just one game at Jefferson City (Mo.). A coach spotted him in the hallways, and asked him to go out for football, so he gave it a shot. He was raw, with poor technique when he took the field. When he played, he simply tried to outmuscle his opposition. When his senior season ended, he figured that would be the end of his playing days.

Williams worked at Wal-Mart for a short time before landing a job at the same factory where his father worked, Modine Manufacturing Company. He made radiator parts for large trucks, and said he was happy with the money and the benefits. But six months in he

wondered if there was something else out there for him.

"I have a ton of respect for the people there," Williams said. "But I just knew I wanted to pursue something different in life, so I went back to school."

A former coach suggested Williams go to junior college, and he did. His father drove him to Coffeyville (Kansas) Community College, roughly five hours from him.

There, Williams got serious about football, and his life. After ballooning to 360 pounds, he got into better shape, and he ate better. He learned football, and colleges began to find out he had a lot of potential. Williams visited schools like USC, Auburn, Ole Miss, Oklahoma State and Baylor before deciding on North Carolina.

Williams started 45 games during his collegiate career, and earned a first-round draft pick.

Now, after four years in Denver, Williams is ready to make an impact in Tennessee.

He's excited. And he's determined to keep going.

"It's sad to see him go, it really is," Williams said of his father. "He took a lot of pride in his kids. It hurts not having him here with me.

"But I am going to keep doing the things that would make him proud."

###

WILLIAMSON LOOKS FOR MORE IN FOURTH YEAR

BY TOMMY BOYD
NASHVILLE POST
JUNE 12, 2017

It is difficult to ask more from inside linebacker Avery Williamson, who has consistently been one of the Tennessee Titans' most important players since his fifth-round selection in the 2014 draft.

He has played in 47 of the team's 48 games since he entered the league, and has finished all three seasons in the top five of the team's tackling statistics. Last season, he led the Titans in both solo (73) and assisted tackles (31).

Still, he is hungry for more.

"Avery is just a steady player," said head coach Mike Mularkey. "He's physically bigger, he's running really well, and his weight's great. He's taken more leadership this year than he has in the past which is important, especially at that role."

Williamson is not the oldest of the team's linebackers. Derrick Morgan, Brian Orakpo and Wesley Woodward are on their eighth, ninth and 10th seasons, respectively. When it comes to his tenure with the Titans, though, only Morgan has been on the roster longer.

"Going from year to year and now being in my fourth year, I'm definitely one of the guys that people look up to," Williamson said. "I'm just trying to do my best and show them the right way."

While his statistics and on-field presence have earned him that leadership role, Williamson still has strides to make in order to be among the leaders of the league at his position.

In 2016, he finished just among the NFL's top 30 tacklers. He has yet to play in a Pro Bowl or earn All-Pro recognition. Individual honors appear to be the next logical step except that Williamson prefers to

measure himself against himself rather than the rest of the league.

"I would say really it is to top what I did last year and to show improvement," he said. "I feel like as long as I'm helping my team win games, it's going to all work itself out from there."

His team-first approach to success stems from the mind of his head coach, and has been implemented throughout the duration of organized team activities (OTAs) in order to establish a foundation for the 2017 season.

"I think the team success has a lot to do with individuals and what they're doing," Mularkey said.

For Williamson, both his individual performance and the team's performance are more important now than they have ever been.

Because it is his fourth year in the league, his rookie contract is set to expire at the end of this season. While his role on the team is currently that of a leader at his position, he is aware of what a great season could mean for his career.

"It's pretty much the same, but you put a little bit more emphasis on different things," he said. "It's a big year. It's definitely a big year, so you just try to make sure you cross your Ts and dot your Is on everything."

###

**TITANS LINEBACKER
WESLEY WOODYARD HAS
KEY INGREDIENT**

**BY JOE REXRODE
THE TENNESSEAN
MARCH 30, 2017**

PAGE: 1C

He's a 6-foot linebacker, which helps explain why Wesley Woodyard was a lightly recruited prospect out of LaGrange, Ga., in 2004 and an undrafted free agent out of Kentucky in 2008.

He was voted a team captain as a UK freshman and as a rookie with the Denver Broncos, which helps explain why he's a nine-year NFL veteran – recently signed by the Titans to a contract extension worth as much as \$12.75 million. And why, even amid the offseason crunch of a 6-week-old baby at home and intensive work to improve his pass coverage skills, Woodyard found time for Brackets for Good.

The Indianapolis-based program is in Nashville for the first time this year, and 47 local charities took part in the first Nashville bracket, with a total of \$72,000 raised so far. It's head-to-head matchups based on donations – which can be made at nashville.bfg.org/bracket – and it has been pared down from the original 47 to the “Philanthropic Four” to the championship match.

Donating goes until 8 p.m. Friday between Cottage Cove Urban Ministries (helping at-risk children excel academically) and Park Center (recovery programs for people with mental illness). The winner will get a \$10,000 grand prize from the Buckingham Foundation in addition to the money raised. And both will get a visit from Woodyard.

He was chosen as the “Nashville All-Star” for this year's event and has helped promote it through his 16 Ways Foundation. He started that in 2010 with a focus on literacy programs, life skills and football camps.

And just as with his career and his family, Woodyard's passion is palpable. You get him going and you get out of the way.

“Any way we can help kids, whether that's providing mental help, physical help or just showing them, ‘There's someone out here who believes in you,’ I tell you what, it took a lot of people in my life,” Woodyard said. “And they had nothing to gain from me being successful.”

Coaches and teachers, for example, and cousin-in-law Derrick Kelley, a mentor who helped Woodyard develop as a player and student. Also, a DARE (Drug Abuse Resistance Education) officer who made an impact on young Woodward with a talk about drugs.

“That definitely changed my life as a little kid because I grew up in a neighborhood where you would walk past drug-related houses and gang-related houses,” Woodyard said. “My teachers believed in me; I had a couple who would bring me around their kids, and to be a kid from a middle-class, single-parent home and to be loved by not only just a teacher but a teacher from an opposite race, that goes a long way.”

Woodyard and his wife, Veronica, welcomed Luca Cruz Woodyard to the world on Feb. 12, making it a family of five in their offseason home in Orlando. He has been working there with NFL cornerback Tony Carter, a former teammate in Denver, because Woodyard knows coverage skills are going to be crucial in 2017 after tight ends victimized the Titans often in 2016.

“I've been working on my flexibility,” said Woodyard, who had 53 tackles, two sacks, five pass breakups and a pick last season. “Different backpedaling drills, different transition drills, to get out of cuts. And I think that will help me out a lot. I've never really taken advantage of working with DBs on my teams, but I think that's something all linebackers can learn from. I didn't know some of the

footsteps that can put you in better position to get across the field and cover a guy. It's good to hear a cornerback's mindset, and most guys never hear that in their careers. I'm in year 10 and I'm still learning.”

And that explains better than anything why the Titans extended Woodyard, a leader for his entire NFL career, through 2019. Even at just 6-foot and with a 31st birthday coming up in July. Passion matters, and Woodyard has it for more than the game.

“Michael Jordan said it best: you never know what kid is looking at you for the first time,” he said. “You have an opportunity when you step on the field to open somebody's eyes, show them they can be better, how to do things the proper way. If you have an opportunity to use this game in a positive way, you should do it, and that's something I hold dear to my heart, man. Every rookie on our team, I take it personal to try to build a relationship with those guys, make sure they don't settle for less, make sure they're working hard every day. Make sure they're doing the things that will get them into year 10.”

###

**TITANS LB WESLEY
WOODYARD TURNING
BACK THE CLOCK**

**BY JOHN GLENNON
TITANS ONLINE
OCTOBER 4, 2017**

Playing more than he has in years, the former Kentucky star has already set a team record for tackles through four games. Woodyard is crediting a new plant-based diet with giving him a big energy boost.

NASHVILLE Tenn. — Three quarters into the Titans' recent win over Seattle, linebacker Wesley Woodyard — fresh from stopping a Seahawks runner behind the line of scrimmage — happily wiggled backward out of the pile while still face down on the turf.

He then hopped to his feet, thrilled he'd put the Seahawks in a hole.

"It was just pure excitement," Woodyard said of his reaction. "I was joking with someone on Twitter about that play, saying, 'When you're ballin', you just gotta' crawl backwards sometimes. It's just fun.'"

Despite the Titans' poor overall defensive performance against Houston last Sunday, it's been a renaissance season for the 31 year-old Woodyard, who's increased his playing time and production after two years of declining numbers.

Heading into Sunday's game against Miami, the former University of Kentucky star has already piled up a team-high 50 tackles, marking the first time any Titans player has reached that mark in just four games.

Woodyard isn't leaving the field very often either.

A 10-year veteran, he's played 80 percent of the team's defensive snaps through a quarter of the season. That's a huge jump from his season-ending percentages in 2016 (56 percent) and 2015 (47 percent).

"I think Wesley is similar to me, man, like a good old wine that just gets better as it ages," Titans tight end Delanie Walker said. "He's been playing phenomenal, making plays left and right. I love seeing that. I'd say he's on a Pro Bowl roll right now."

So just what's gotten into Woodyard, who also leads the team with five tackles for loss?

The short answer is a lot of greenery.

A couple of months ago, Woodyard, following the lead of fellow linebacker Derrick Morgan, adopted a primarily plant-based diet. Morgan had been on the diet for about six months already, finding it significantly reduced inflammation, helped him recover more quickly after games, and lowered both his blood pressure and cholesterol.

Woodyard discovered an additional set of benefits.

"I can definitely say one thing about that plant-based diet — I do have more energy than I've ever had," Woodyard said. "I could tell a difference from the first day.

"It used to be I was sleepy toward the later part of the day, like when I was getting ready to leave work. I felt like I needed a nap. Now I feel like I'm freakin' 20 years old again."

A light 233 pounds to begin with, Woodyard said he probably lost five or six pounds at the start of the diet, which he compared to a body detox.

He has looked quicker this season, which might be part of the reason the Titans have used him more often in passing situations than in the past. Woodyard has been on the field for 31 of opponents' 51 third downs this season (61 percent), a figure that's a notable increase from his season-ending, third-down figures in 2016 (42 percent) and 2015 (24 percent).

"I think that's mostly off-season training, working hard on the little things and knowledge of the game — knowing what routes (opponents)

are going to run in certain situations," Woodyard said. "But I love being in there when a game is on the line. Big-time players have to make big-time plays in big-time games. I live by that. You want to make plays, you got to be in the game."

A four-year captain with the Titans — and a six-year captain in Denver before that — Woodyard has also done a good job of teaching the team's younger players. Rookie linebacker Jayon Brown, like Woodyard an undersized interior linebacker, has been an eager listener — especially when it comes to the topic of pass coverage.

"I think he's like Yoda — the older he gets, the wiser he gets," Brown said of Woodyard. "He's playing at a high level right now and I think the whole league sees that. I'm just trying to learn what I can from him, so that when I come in I don't skip a beat."

Woodyard has always said he wanted to play about 13 years in the NFL, which would make him 34 years old.

But who's to doubt Woodyard at this point -- on pace for 200 tackles after a quarter of the season?

"I've always been a big fan of Woody, and I'm glad he's getting more opportunities to touch the field because he's a play-maker," Morgan said. "Father Time has been really generous to him. He's definitely not showing any sign of slowing down."

###



TENNESSEE
TITANS

HISTORY

2016 SEASON (9-7 REGULAR SEASON, 0-0 PLAYOFFS) • 2ND PLACE AFC SOUTH

DATE	OPPONENT	SCORE	W/L	ATT
09/11	Minnesota	16-25	L	63,816
09/18	at Detroit	16-15	W	58,466
09/25	Oakland	10-17	L	62,370
10/02	at Houston	20-27	L	71,815
10/09	at Miami	30-17	W	64,425
10/16	Cleveland	28-26	W	60,897
10/23	Indianapolis	26-34	L	65,470
10/27	Jacksonville	36-22	W	61,619
11/06	at San Diego	35-43	L	52,281
11/13	Green Bay	47-25	W	69,116
11/20	at Indianapolis	17-24	L	65,048
11/27	at Chicago	27-21	W	59,494
12/11	Denver	13-10	W	68,780
12/18	at Kansas City	19-17	W	68,084
12/24	at Jacksonville	17-38	L	59,621
01/01	Houston	24-17	W	65,205

	TITANS	OPP
Total First Downs	322	324
Rushing	115	70
Passing	175	227
Penalty	32	27
3rd Down: Made/Att	100/217	77/210
3rd Down Pct.	46.1	36.7
4th Down: Made/Att	4/11	12/22
4th Down Pct.	36.4	54.5
Possession Avg.	30:32	29:28
Total Net Yards	5728	5720
Avg. Per Game	358.0	357.5
Total Plays	1008	1031
Avg. Per Play	5.7	5.5
Net Yards Rushing	2187	1413
Avg. Per Game	136.7	88.3
Total Rushes	476	356
Net Yards Passing	3541	4307
Avg. Per Game	221.3	269.2
Sacked/Yards Lost	28/179	40/278
Gross Yards	3720	4585
Att./Completions	504/307	635/388
Completion Pct.	60.9	61.1
Had Intercepted	11	12
Punts/Average	77/44.2	72/46.7
Net Punting Avg.	77/38.6	72/40.9
Penalties/Yards	110/1012	137/1191
Fumbles/Ball Lost	17/7	12/6
Touchdowns	46	43
Rushing	16	10
Passing	29	25
Returns	1	8

BY PERIODS	1	2	3	4	OT	PTS
Team	77	149	59	96	0	381
Opponents	97	95	75	111	0	378

SCORING	TD	RU	PA	RT	PAT	FG	S	TP
Succop	0	0	0	0	39/41	22/24	0	105
Murray	12	9	3	0	0	0	0	72
Matthews	9	0	9	0	0	0	0	54
Walker	7	0	7	0	0	0	0	42
Henry	5	5	0	0	0	0	0	30
Wright	3	0	3	0	0	0	0	18
Fasano	2	0	2	0	0	0	0	12
An. Johnson	2	0	2	0	0	0	0	12
Mariota	2	2	0	0	0	0	0	12
Sharpe	2	0	2	0	0	0	0	12
D. Jones	1	0	0	1	0	0	0	6
Lewan	1	0	1	0	0	0	0	6
Team	46	16	29	1	39/41	22/24	0	381
Opponents	43	10	25	8	35/40	27/32	1	378

2-Pt Conversions: **TM 0-5, OPP 1-3**

FUM/Lost: Mariota 9/5, Murray 3/1, Mariani 2/0, Cassel 1/0, Matthews 1/1, Walker 1/0

RUSHING	No	Yds	Avg	Lg	TD
Murray	293	1287	4.4	75t	9
Henry	110	490	4.5	22	5
Mariota	60	349	5.8	41	2
Andrews	2	15	7.5	9	0
Mariani	1	15	15.0	15	0
Wright	1	15	15.0	15	0
Walker	2	11	5.5	8	0
Cassel	4	3	0.8	3	0
Fowler	1	3	3.0	3	0
Sharpe	1	1	1.0	1	0
Blake	1	-2	-2.0	-2	0
Team	476	2187	4.6	75t	16
Opponents	356	1413	4.0	68t	10

PASSING	Att	Cmp	Pct	Yards	Yds/Att	TD	Int	Lg	Sk/Yds	Rating
Mariota	451	276	3426	61.2	7.60	26	9	60	23/156	95.6
Cassel	51	30	284	58.8	5.57	2	2	50	5/23	71.0
Murray	2	1	10	50.0	5.00	1	0	10t	0/0	104.2
Team	504	307	3720	60.9	7.38	29	11	60	28/179	93.7
Opponents	635	388	4585	61.1	7.22	25	12	58	40/278	88.3

RECEIVING	No	Yds	Avg	Lg	TD
Matthews	65	945	14.5	60	9
Walker	65	800	12.3	47	7
Murray	53	377	7.1	35	3
Sharpe	41	522	12.7	34t	2
Wright	29	416	14.3	48t	3
Douglas	15	210	14.0	35	0
Henry	13	137	10.5	29	0
An. Johnson	9	85	9.4	20	2
Fasano	8	83	10.4	17	2
Supernaw	4	62	15.5	30	0
Amaro	3	59	19.7	26	0
Fowler	1	14	14.0	14	0
Lewan	1	10	10.0	10t	1
Team	307	3720	12.1	60	29
Opponents	388	4585	11.8	58	25

INTERCEPTIONS	No	Yds	Avg	Lg	TD
Cox	3	3	1.0	3	0
McCain	2	33	16.5	33	0
McCorty	2	7	3.5	6	0
Woodyard	1	21	21.0	21	0
Stafford	1	4	4.0	4	0
Searcy	1	0	0.0	0	0
Sims	1	0	0.0	0	0
Williamson	1	0	0.0	0	0
Team	12	68	5.7	33	0
Opponents	11	203	18.5	77t	3

PUNTING	No	Yds	Avg	Net	TB	In	Lg	B
Kern	77	3402	44.2	38.6	4	32	71	0
Team	77	3402	44.2	38.6	4	32	71	0
Opponents	72	3360	46.7	40.9	9	22	72	0

PUNT RETURNS	No	FC	Yds	Avg	Lg	TD
Mariani	29	22	235	8.1	18	0
Blake	1	0	1	1.0	1	0
Team	30	22	236	7.9	18	0
Opponents	36	27	347	9.6	74t	2

KICKOFF RETURNS	No	Yds	Avg	Lg	TD
Mariani	26	560	21.5	37	0
Andrews	4	37	9.3	17	0
Wright	3	32	10.7	15	0
Team	33	629	19.1	37	0
Opponents	21	462	22.0	61	0

FIELD GOALS	1-19	20-29	30-39	40-49	50+
Succop	1/1	4/4	6/6	8/8	3/5
Team	1/1	4/4	6/6	8/8	3/5
Opponents	0/0	7/7	9/10	6/9	5/6

TEAM/Succop: (28G) (51N,46G) (34G) (48G,26G) (40G) (58N) (48G,44G) (32G,22G,33G) (1) (51G,23G) (47G) (19G,31G) (53G,41G) (39G,53G) (42G) (35G)
OPP: (37N,56N,50G,33G,45G,30G) (42G,27G) (52G) (53G,48N,45G) (24G) (45G,37G) (28G,33G) (1) (32G,23G, 36G) (29G,38G) (42N,49G) (1) (34G) (34G) (29G,48G,56G,50G) (45N,26G)

SACKS
 Orakpo 10.5, Morgan 9, Casey 5, Spence 3, Williamson 2, Woodyard 2, D. Jones 1.5, Klug 1.5, Byard 1, Dodd 1, Stafford 1, Wallace 1, (team) 1, Au. Johnson 0.5
Titans 40, Opponents 28

TACKLES (Solo-Assists-Total)
 Williamson 76-73-149, Woodyard 52-36-88, Spence 41-36-77, McCorty 56-8-64, Byard 42-21-63, Stafford 42-16-58, Orakpo 40-15-55, Searcy 39-12-51, Casey 38-13-51, Morgan 29-21-50, R. Johnson 33-15-48, McCain 37-7-44, Blake 32-5-37, Cox 33-3-36, Jones 18-11-29, Klug 14-11-25, Sims 17-1-18, Woods 11-6-17, Bass 8-8-16, Au. Johnson 13-2-15, Wallace 9-6-15, Blackson 7-7-14, Dodd 6-3-9, Palmer 2-0-2, An. Woods 2-0-2, Abdesmad 1-0-1, Reed 1-0-1, team 1-0-1
Team Totals: 700-336-1,036

USUAL STARTING LINEUP

OFFENSE	
WR	Rishard Matthews (18)
TE	Delanie Walker (82)
LT	Taylor Lewan (77)
LG	Quinton Spain (67)
C	Ben Jones (60)
RG	Josh Kline (64)
RT	Jack Conklin (78)
TE	Anthony Fasano (80)
WR	Tajae Sharpe (19)
QB	Marcus Mariota (8)
RB	DeMarco Murray (29)
DEFENSE	
DE	DaQuan Jones (90)
NT	Al Woods (96)
DT	Jurrell Casey (99)
OLB	Derrick Morgan (91)/David Bass (51)
ILB	Wesley Woodyard (59)/Sean Spence (55)
ILB	Avery Williamson (54)
OLB	Brian Orakpo (98)
CB	Jason McCorty (30)
SS	Da'Norris Searcy (21)
FS	Rashad Johnson (25)/Kevin Byard (31)/Daimion Stafford (24)
CB	Brice McCain (23)/Perrish Cox (20)

SPECIALISTS

K	Ryan Succop (4)
P	Brett Kern (6)
KR/PR	Marc Mariani (87)

Pro Bowl All-Pro

GM: Jon Robinson; **Head Coach:** Mike Mularkey
Asst. Coaches: Dick LeBeau (asst. HC/def. coord.), Terry Robiskie (off. coord.), Bobby April (ST coord.), Brandon Blaney (def. asst.), Bob Bratkowski (WR), Sylvester Croom (RB), Nick Eason (DL), Russ Grimm (OL), Steve Hoffman (ST asst.), Steve Jackson (asst. secondary), Jason Michael (QB), Arthur Smith (TE), Lou Spanos (LB), Luke Steckel (off. asst.), Mike Sullivan (asst. OL), Deshea Townsend (secondary), Jason Tucker (asst. WR), Steve Watterson (asst. HC/strength and cond.), Keith Willis (asst. DL)
 * April - special teams coordinator first four games; Hoffman - special teams assistant first four games, special teams coordinator final 12 game

AMERICAN FOOTBALL CONFERENCE STANDINGS

AFC EAST	W	L	T	Pct
New England	14	2	0	.875
* Miami	10	6	0	.625
Buffalo	7	9	0	.438
New York Jets	5	11	0	.313
AFC NORTH	W	L	T	Pct
Pittsburgh	11	5	0	.688
Baltimore	8	8	0	.500
Cincinnati	6	9	1	.406
Cleveland	1	15	0	.063
AFC SOUTH	W	L	T	Pct
Houston	9	7	0	.563
Tennessee	9	7	0	.563
Indianapolis	8	8	0	.500
Jacksonville	3	13	0	.188
AFC WEST	W	L	T	Pct
Kansas City	12	4	0	.750
* Oakland	12	4	0	.750
Denver	9	7	0	.563
San Diego	5	11	0	.313

NATIONAL FOOTBALL CONFERENCE STANDINGS

NFC EAST	W	L	T	Pct
Dallas	13	3	0	.813
* New York Giants	11	5	0	.688
Washington	8	7	1	.531
Philadelphia	7	9	0	.438
NFC NORTH	W	L	T	Pct
Green Bay	10	6	0	.625
* Detroit	9	7	0	.563
Minnesota	8	8	0	.500
Chicago	3	13	0	.188
NFC SOUTH	W	L	T	Pct
Atlanta	11	5	0	.688
Tampa Bay	9	7	0	.563
New Orleans	7	9	0	.438
Carolina	6	10	0	.375
NFC WEST	W	L	T	Pct
Seattle	10	5	1	.656
Arizona	7	8	1	.469
Los Angeles	4	12	0	.250
San Francisco	2	14	0	.125

* Wild Card for Playoffs

2015 SEASON (3-13 REGULAR SEASON, 0-0 PLAYOFFS) • 4TH PLACE AFC SOUTH

DATE	OPPONENT	SCORE	W/L	ATT
09/13	at Tampa Bay	W 42-14		63,945
09/20	at Cleveland	L 14-28		67,431
09/27	Indianapolis	L 33-35		65,920
10/11	Buffalo	L 13-14		65,670
10/18	Miami	L 10-38		62,342
10/25	Atlanta	L 7-10		63,329
11/01	at Houston	L 6-20		71,630
11/08	at New Orleans	W 34-28*		73,075
11/15	Carolina	L 10-27		63,591
11/19	at Jacksonville	L 13-19		60,121
11/29	Oakland	L 21-24		58,075
12/06	Jacksonville	W 42-39		57,355
12/13	at New York Jets	L 8-30		78,160
12/20	at New England	L 16-33		66,829
12/27	Houston	L 6-34		62,153
01/03	at Indianapolis	L 24-30		65,733

* Overtime

	TITANS	OPP
Total First Downs	298	317
Rushing	66	101
Passing	195	192
Penalty	37	24
3rd Down: Made/Att	64/201	92/216
3rd Down Pct.	31.8	42.6
4th Down: Made/Att	7/15	4/12
4th Down Pct.	46.7	33.3
Possession Avg.	29:25	30:35
Total Net Yards	4988	5475
Avg. Per Game	311.8	342.2
Total Plays	976	1003
Avg. Per Play	5.1	5.5
Net Yards Rushing	1485	1797
Avg. Per Game	92.8	112.3
Total Rushes	371	462
Net Yards Passing	3503	3678
Avg. Per Game	218.9	229.9
Sacked/Yards Lost	54/390	39/271
Gross Yards	3893	3949
Att./Completions	551/342	502/319
Completion Pct.	62.1	63.5
Had Intercepted	17	11
Punts/Average	88/47.4	74/48.2
Net Punting Avg.	88/40.3	74/43.0
Penalties/Yards	93/779	112/982
Fumbles/Ball Lost	25/16	16/8
Touchdowns	37	51
Rushing	10	11
Passing	25	34
Returns	2	6

BY PERIODS	1	2	3	4	OT	PTS
Team	67	71	84	71	6	299
Opponents	96	127	75	125	0	423

SCORING	TD	RU	PA	RT	PAT	FG	S	TP
Succop	0	0	0	0	29/31	14/16	0	71
Walker	6	0	6	0			0	38
Green-Beckham	4	0	4	0			0	26
Andrews	3	3	0	0			0	18
Mariota	3	2	1	0			0	18
Wright	3	0	3	0			0	18
McCluster	2	1	1	0			0	14
Douglas	2	0	2	0			0	12
Fasano	2	0	2	0			0	12
Fowler	2	1	1	0			0	12
Sankey	2	1	1	0			0	12
Stevens	2	0	2	0			0	12
Cobb	1	1	0	0			0	6
Hunter	1	0	1	0			0	6
McBride	1	0	1	0			0	6
Mettenberger	1	1	0	0			0	6
Sensabaugh	1	0	0	1a			0	6
Woodyard	1	0	0	1b			0	6
Team	37	10	25	2	29/31	14/16	0	299
Opponents	51	11	34	6	48/50	23/27	0	423

2-Pt Conversions: Green-Beckham, McCluster, Walker, TM
3-5, OPP 0-1

FUM/Lost: Mariota 10/6, Mettenberger 4/2, Douglas 2/1, McCluster 2/2, Sankey 2/1, West(TM) 2/2, Andrews 1/1, Gallik 1/0, Supernaw 1/1

RUSHING	No	Yds	Avg	Lg	TD
Andrews	143	520	3.6	38	3
Mariota	34	252	7.4	87l	2
McCluster	55	247	4.5	44	1
Sankey	47	193	4.1	16	1
Cobb	52	146	2.8	12	1

PASSING	Att	Cmp	Pct	Yards	Yds/Att	TD	Int	Lg	Sk/Yds	Rating
Mariota	370	230	62.2	2818	7.62	19	10	61t	38/258	91.5
Mettenberger	166	101	60.8	935	5.63	4	7	57t	13/98	66.7
Tanneley	14	10	71.4	99	7.07	1	0	29	3/34	114.9
Andrews	1	1	100.0	41	41.00	1	0	41t	0/0	158.3
Team	551	342	62.1	3893	7.07	25	17	61t	54/390	85.5
Opponents	502	319	63.5	3949	7.87	34	11	69t	39/271	101.3

West	16	51	3.2	12	0
Walker	1	36	36.0	36	0
Wright	5	17	3.4	13	0
Fowler	7	13	1.9	3	1
McBride	1	8	8.0	8	0
Mettenberger	9	8	0.9	5t	1
Douglas	1	-6	-6.0	-6	0
Team	371	1485	4.0	87t	10
Opponents	462	1797	3.9	32	11

RECEIVING	No	Yds	Avg	Lg	TD
Walker	94	1088	11.6	61t	6
Douglas	36	411	11.4	51	2
Wright	36	408	11.3	52t	3
Green-Beckham	32	549	17.2	47t	4
McCluster	31	260	8.4	35	1
Fasano	26	289	11.1	33	2
Hunter	22	264	12.0	29	1
Andrews	21	174	8.3	23	0
Sankey	14	139	9.9	30	1
Stevens	12	121	10.1	27	2
Fowler	5	44	8.8	19	1
Coffman	4	42	10.5	16	0
Supernaw	3	32	10.7	16	0
Turzilli	2	25	12.5	18	0
McBride	2	8	4.0	7	1
Mariota	1	41	41.0	41t	1
Cobb	1	-2	-2.0	-2	0
Team	342	3893	11.4	61t	25
Opponents	319	3949	12.4	69t	34

INTERCEPTIONS	No	Yds	Avg	Lg	TD
Brown	2	45	22.5	45	0
Sensabaugh	2	42	21.0	26t	1
Griffi	1	29	29.0	29	0
Cox	1	27	27.0	27	0
Bass	1	8	8.0	8	0
Mount	1	8	8.0	8	0
Searcy	1	5	5.0	5	0
Webb	1	0	0.0	0	0
Williamson	1	0	0.0	0	0
Team	11	164	14.9	45	1
Opponents	17	263	15.5	69t	3

PUNTING	No	Yds	Avg	Net	TB	In	Lg	B
Kern	88	4175	47.4	40.3	1	34	61	0
Team	88	4175	47.4	40.3	1	34	61	0
Opponents	74	3568	48.2	43.0	4	24	65	0

PUNT RETURNS	No	FC	Yds	Avg	Lg	TD
McCluster	24	15	217	9.0	37	0
Douglas	11	2	73	6.6	18	0
Cox	3	0	17	5.7	9	0
Team	38	17	307	8.1	37	0
Opponents	47	23	605	12.9	78t	1

KICKOFF RETURNS	No	Yds	Avg	Lg	TD
McCluster	13	285	21.9	32	0
McBride	10	190	19.0	31	0
Sankey	9	192	21.3	34	0
Andrews	1	13	13.0	13	0
Team	33	680	20.6	34	0
Opponents	22	599	27.2	75	0

FIELD GOALS	1-19	20-29	30-39	40-49	50+
Succop	0/0	3/3	3/3	7/7	1/3
Team	0/0	3/3	3/3	7/7	1/3
Opponents	1/1	6/6	6/6	6/9	1/2

TEAM/Succop: () () (38G,21G) (21G,41G) (37G) () (35G,44G) (51G,29G,55N) (45G) (47G,49G,53N) () () (49G) () (49G)
OPP: () () () (30G) (27G,47N) (38G,24G) (46B) (48G, 19G) (31G,32G,20G,36G) (24G) () (53N,47G,27G,42G) (43G,48N,38G,42G,32G) (22G,36G) (49G,52G,35G)

SACKS
Casey 7, Orakpo 7, Woodyard 5, Morgan 4.5, Klug 4, Williamson 3.5, Blackson 2.5, Bass 1.5, Griffin 1, Sta ford 1, Tavai 1, Brown 0.5, Searcy 0.5
Titans 39, Opponents 54

TACKLES (Solo-Assists-Total)
Williamson 79-58-137, Woodyard 70-40-110, Griffin 67-34-101, Brown 65-33-98, Casey 48-38-86, Jones 45-22-67, Orakpo 44-20-64, Sensabaugh 42-16-58, Searcy 41-13-54, Bass 23-19-42, Morgan 20-14-34, Cox 26-5-31, Woods 14-17-31, Klug 13-13-26, Webb 20-2-22, Stafford 16-4-20, Blackson 10-9-19, Hill 7-12-19, Wreh-Wilson 16-1-17, McCourty 10-6-16, Riggs 6-0-6, Huff 5-1-6, Pitoitua 2-2-4, Tavai 2-1-3, Martin 1-2-3, Johnson 1-1-2, Mount 0-1-1
Team Totals: 692-382-1,074

USUAL STARTING LINEUP	
OFFENSE	
WR	Harry Douglas (83)
TE	Delanie Walker (82)
LT	Taylor Lewan (77)
LG	Byron Bell (76)/Quinton Spain (60)
C	Brian Schwenke (62)/Andy Gallik (69)
RG	Chance Warmack (70)
RT	Jeremiah Poutasi (73)/Byron Bell (76)
TE	Craig Stevens (88)/Anthony Fasano (80)
WR	Kendall Wright (13)
QB	Marcus Mariota (8)
RB	Antonio Andrews (26)
DEFENSE	
DE	DaQuan Jones (90)
NT	Al Woods (96)/Sammie Hill (94)
DT	Jurrell Casey (99)
OLB	Derrick Morgan (91)/David Bass (51)
ILB	Wesley Woodyard (59)
ILB	Avery Williamson (54)
OLB	Brian Orakpo (98)
CB	Perrish Cox (29)
SS	Da'Norris Searcy (21)
FS	Michael Griffin (33)
CB	Coty Sensabaugh (24)

SPECIALISTS	
K	Ryan Succop (8)
P	Brett Kern (6)
KR/PR	Dexter McCluster (22)

Pro Bowl [All-Pro](#)

GM: Ruston Webster; Head Coach: Ken Whisenhunt (first seven games), Mike Mularkey (final nine games)
Asst. Coaches: Dick LeBeau (asst. HC/def.), Ray Horton (def. coord.), Jason Michael (off. coord.), Steve Watterson (strength and cond.), Bob Bostad (OL), Steve Brown (asst. secondary), Louie Cioffi (secondary), Sylvester Croom (RB), Nick Eason (asst. DL), Steve Hoffman (ST asst.), Shawn Jefferson (WR), Nate Kaczor (ST), Cannon Matthews (qual. ctl. coord. - def.), John McNulty (QB), Mike Mularkey (TE*), Arthur Smith (asst. TE*), Giff Smith (DL), Lou Spanos (LB), Luke Stechel (off. asst.), Mike Sullivan (asst. OL), Jason Tucker (asst. WR)
* Mularkey - tight ends coach first seven games, head coach final nine games; Smith - assistant tight ends coach first seven games, tight ends coach final nine game

AMERICAN FOOTBALL CONFERENCE STANDINGS				
AFC EAST	W	L	T	Pct
New England	12	4	0	.750
New York Jets	10	6	0	.625
Buffalo	8	8	0	.500
Miami	6	10	0	.375
AFC NORTH	W	L	T	Pct
Cincinnati	12	4	0	.750
* Pittsburgh	10	6	0	.625
Baltimore	5	11	0	.313
Cleveland	3	13	0	.188
AFC SOUTH	W	L	T	Pct
Houston	9	7	0	.563
Indianapolis	8	8	0	.500
Jacksonville	5	11	0	.313
Tennessee	3	13	0	.188
AFC WEST	W	L	T	Pct
Denver	12	4	0	.750
* Kansas City	11	5	0	.688
Oakland	7	9	0	.438
San Diego	4	12	0	.250

NATIONAL FOOTBALL CONFERENCE STANDINGS				
NFC EAST	W	L	T	Pct
Washington	9	7	0	.563
Philadelphia	7	9	0	.438
New York Giants	6	10	0	.375
Dallas	4	12	0	.250
NFC NORTH	W	L	T	Pct
Minnesota	11	5	0	.688
* Green Bay	10	6	0	.625
Detroit	7	9	0	.438
Chicago	6	10	0	.375
NFC SOUTH	W	L	T	Pct
Carolina	15	1	0	.938
Atlanta	8	8	0	.500
New Orleans	7			

2014 SEASON (2-14 REGULAR SEASON, 0-0 PLAYOFFS) • 4TH PLACE AFC SOUTH

DATE	OPPONENT	SCORE	W/L	ATT
09/07	at Kansas City	26-10	W	73,569
09/14	DALLAS	10-26	L	69,143
09/21	at Cincinnati	7-33	L	56,743
09/28	at Indianapolis	17-41	L	64,757
10/05	CLEVELAND	28-29	L	69,143
10/12	JACKSONVILLE	16-14	W	69,143
10/19	at Washington	17-19	L	75,227
10/26	HOUSTON	16-30	L	69,143
11/09	at Baltimore	7-21	L	70,914
11/17	PITTSBURGH	24-27	L	69,143
11/23	at Philadelphia	24-43	L	69,596
11/30	at Houston	21-45	L	71,714
12/07	NEW YORK GIANTS	7-36	L	69,143
12/14	NEW YORK JETS	11-16	L	69,143
12/18	at Jacksonville	13-21	L	61,202
12/28	INDIANAPOLIS	10-27	L	69,143

	TITANS	OPP
Total First Downs	258	357
Rushing	75	119
Passing	159	211
Penalty	24	27
3rd Down: Made/Att	59/196	94/227
3rd Down Pct.	30.1	41.4
4th Down: Made/Att	6/17	5/11
4th Down Pct.	35.3	45.5
Possession Avg.	27:31	32:29
Total Net Yards	4859	5968
Avg. Per Game	303.7	373.0
Total Plays	919	1099
Avg. Per Play	5.3	5.4
Net Yards Rushing	1447	2195
Avg. Per Game	90.4	137.2
Total Rushes	356	515
Net Yards Passing	3412	3773
Avg. Per Game	213.3	235.8
Sacked/Yards Lost	50/326	39/222
Gross Yards	3738	3995
Att./Completions	513/299	545/347
Completion Pct.	58.3	63.7
Had Intercepted	16	12
Punts/Average	89/46.3	73/46.0
Net Punting Avg.	89/40.8	73/41.2
Penalties/Yards	111/961	93/731
Fumbles/Ball Lost	23/10	7/4
Touchdowns	28	48
Rushing	6	17
Passing	20	28
Returns	2	3

BY PERIODS	1	2	3	4	OT	PTS
Team	40	94	73	47	0	254
Opponents	105	110	97	126	0	438

SCORING	TD	RU	PA	RT	PAT	FG	S	TP
Succop	0	0	0	0	27/27	19/22	0	84
Wright	6	0	6	0			0	36
Walker	4	0	4	0			0	24
Hunter	3	0	3	0			0	18
Greene	2	2	0	0			0	12
Sankey	2	2	0	0			0	12
L. Washington	2	0	2	0			0	12
N. Washington	2	0	2	0			0	12
Battle	1	1	0	0			0	6
Coffman	1	0	1	0			0	6
Hagan	1	0	1	0			0	6
Huff	1	0	0	1b			0	6
Locker	1	1	0	0			0	6
McCluster	1	0	1	0			0	6
McCourtly	1	0	0	1a			0	6
Team	28	6	20	2	27/27	19/22	1	254
Opponents	48	17	28	3	47/47	33/39	2	438

2-Pt Conversions: **TM 0-1, OPP 0-1**

FUM/Lost: Mettenberger 4/2, Locker 3/1, L. Washington 3/1, Whitehurst 3/0, Sankey 2/2, Spencer 2/0, Walker 2/0, Greene 1/1, McCluster 1/1, Schwenke 1/1, Wright 1/1

RUSHING	No	Yds	Avg	Lg	TD
Sankey	152	569	3.7	22	2
Greene	94	392	4.2	52	2
Locker	22	142	6.5	29	1
McCluster	40	131	3.3	16	0
Whitehurst	20	90	4.5	23	0
L. Washington	13	57	4.4	16	0
Wright	4	54	13.5	38	0
Battle	5	9	1.8	5	1
Mettenberger	5	4	0.8	8	0

PASSING	Att	Cmp	Pct	Yards	Yds/Att	TD	Int	Lg	Sk/Yds	Rating
Whitehurst	185	105	56.8	1,236	7.17	7	2	75t	18/103	87.4
Mettenberger	179	107	59.8	1,412	7.89	8	7	80t	18/138	83.4
Locker	146	86	58.9	993	6.80	5	7	61t	14/85	70.9
Palmer	3	1	33.3	7	2.33	0	0	7	0/0	42.4
Team	513	299	58.3	3,738	7.29	20	16	80t	50/326	81.0
Opponents	545	347	63.7	3,995	7.33	28	12	80	39/222	93.6

Palmer	1	-1	-1.0	-1	0
Team	356	1447	4.1	52	6
Opponents	515	2195	4.3	62t	17

RECEIVING	No	Yds	Avg	Lg	TD
Walker	63	890	14.1	68	4
Wright	57	715	12.5	48	6
N. Washington	40	647	16.2	80t	2
Hunter	28	498	17.8	75t	3
McCluster	26	197	7.6	25	1
L. Washington	22	159	7.2	25	2
Hagan	19	254	13.4	38t	1
Sankey	18	133	7.4	18	0
Coffman	6	64	10.7	18	1
Durham	6	54	9.0	14	0
Battle	5	28	5.6	12	0
Stevens	2	26	13.0	20	0
Thompson	2	24	12.0	13	0
Andrews	2	11	5.5	6	0
Greene	1	13	13.0	13	0
Klug	1	9	9.0	9	0
Schwenke	1	6	6.0	6	0
Whitehurst	0	10	---	10	0
Team	299	3738	12.5	80t	20
Opponents	347	3995	11.5	80	28

INTERCEPTIONS	No	Yds	Avg	Lg	TD
McCourtly	3	0	0.0	0	0
Woodyard	2	20	10.0	13	0
Griffi	2	12	6.0	12	0
Wreh-Wilson	1	34	34.0	34	0
Stafford	1	33	33.0	33	0
Huff	1	23	23.0	23t	1
Ghee	1	0	0.0	0	0
Wilson	1	0	0.0	0	0
Team	12	122	10.2	34	1
Opponents	16	214	13.4	67	1

PUNTING	No	Yds	Avg	Net	TB	In	Lg	B
Kern	88	4118	46.8	40.8	7	28	79	1
Team	89	4118	46.3	40.8	7	28	79	1
Opponents	73	3356	46.0	41.2	7	26	69	0

PUNT RETURNS	No	FC	Yds	Avg	Lg	TD
McCluster	22	14	155	7.0	48	0
L. Washington	7	4	47	6.7	10	0
Griffi	1	0	5	5.0	5	0
Team	30	18	207	6.9	48	0
Opponents	43	25	350	8.1	30	0

KICKOFF RETURNS	No	Yds	Avg	Lg	TD
L. Washington	31	738	23.8	52	0
Sankey	7	198	28.3	42	0
Andrews	5	110	22.0	27	0
Battle	2	43	21.5	22	0
Klug	2	32	16.0	20	0
Martin	1	0	0.0	0	0
Team	48	1121	23.4	52	0
Opponents	31	855	27.6	107t	1

FIELD GOALS	1-19	20-29	30-39	40-49	50+
Succop	0/0	5/5	7/7	5/8	2/2
Team	0/0	5/5	7/7	5/8	2/2
Opponents	1/1	9/9	12/12	7/11	4/6

Titans/Succop: (36G,31G,46G,47G) (47G) (40N,44N) (36G) () (25G,21G,42G) (36G) (35G) () (20G) (20G) () (42N) (40G, 33G,51G) (50G,23G) (31G) () (35G,48N) (48G,44G,51G,48G) (29G) (31G,30G) (38G,42G) (55B)(31G,31G,27G,22G) (30G,29G,49G) () (49G,23G) (36G,26G,49N,35G,30G,50G) (37G,43B) (20G,19G,36G,52G,42G) (53N,51G) () (23G,46N,26G)

SACKS
Morgan 6.5, Casey 5, Griffin 3, Hill 3, Williamson 3, oodyard 2.5, Klug 2, Phillips TM 2, Pitoitua 2, Wimbley 2, Groves 1, Huff 1, D. Jones 1, Pollard 1, Sensabaugh 1, Stafford 1, Wilson 1, Woods 1
Titans 39, Opponents 50

TACKLES (Solo-Assists-Total)
Woodyard 66-68-134, Griffin 83-32-115, Williamson 55-52-107, Casey 58-28-86, McCourtly 77-8-85, Morgan 52-30-82, Wilson 49-16-65, Wreh-Wilson 47-10-57, Hill 30-17-47, Pitoitua 21-24-45, Sensabaugh 37-7-44, Wimbley 18-23-41, Stafford 24-9-33, Klug 21-10-31, Woods 14-17-31, Phillips 14-14-28, Martin 10-18-28, Pollard 22-4-26, Gooden 15-9-24, Groves 12-7-19, Huff 8-6-14, Jones 7-6-13, Harris 8-1-9, Moch 3-1-4, Ghee 3-0-3, Brown 1-0-1
Team Totals: 755-417-1,172

USUAL STARTING LINEUP

OFFENSE
WR Nate Washington (85)
TE Delanie Walker (82)
LT Taylor Lewan (77)
LG Andy Levitre (67)
C Brian Schwenke (62)
RG Chance Warmack (70)
RT Michael Oher (72)
TE Craig Stevens (88)/Brett Brackett (87)
WR Kendall Wright (13)
QB Zach Mettenberger (7)
RB Bishop Sankey (20)

DEFENSE
DE Ropati Pitoitua (92)
NT Sammie Hill (94)
DT Jurrell Casey (99)
OLB Derrick Morgan (91)
ILB Wesley Woodyard (59)
ILB Avery Williamson (54)
OLB Kamerion Wimbley (95)
CB Bledi Wreh-Wilson (25)
SS George Wilson (21)
FS Michael Griffin (33)
CB Jason McCourtly (30)

SPECIALISTS

K Ryan Succop (8)
P Brett Kern (6)
KR/PR Leon Washington (26)

Pro Bowl All-Pro

GM: Ruston Webster; **Head Coach:** Ken Whisenhunt
Asst. Coaches: Ray Horton (def. coord.), Jason Michael (off. coord.), Bob Bostad (off. line), Steve Brown (asst. secondary), Louie Cioffi (secondary), Sylvester Croom (RB), Nick Eason (asst. DL), Steve Hoffman (ST asst.), Shawn Jefferson (WR), Nate Kaczor (ST), Cannon Matthews (qual. ctl. coord. - def.), John McNulty (QB), Mike Mularkey (TE), Kevin Patullo (asst. WR), Arthur Smith (asst. TE), Giff Smith (DL), Lou Spanos (LB), Luke Stechel (off. asst.), Mike Sullivan (asst. OL), Steve Watterson (strength and cond.)

AMERICAN FOOTBALL CONFERENCE STANDINGS

AFC EAST	W	L	T	Pct
New England	12	4	0	.750
Buffalo	9	7	0	.563
Miami	8	8	0	.500
New York Jets	4	12	0	.250
AFC NORTH	W	L	T	Pct
Pittsburgh	11	5	0	.688
* Cincinnati	10	5	1	.656
* Baltimore	10	6	0	.625
Cleveland	7	9	0	.438
AFC SOUTH	W	L	T	Pct
Indianapolis	11	5	0	.688
Houston	9	7	0	.563
Jacksonville	3	13	0	.188
Tennessee	2	14	0	.125
AFC WEST	W	L	T	Pct
Denver	12	4	0	.750
Kansas City	9	7	0	.563
San Diego	9	7	0	.563
Oakland	3	13	0	.188

NATIONAL FOOTBALL CONFERENCE STANDINGS

NFC EAST	W	L	T	Pct
Dallas	12	4	0	.750
Philadelphia	10	6	0	.625
New York Giants	6	10	0	.375
Washington	4	12	0	.250
NFC NORTH	W	L	T	Pct
Green Bay	12	4	0	.750
* Detroit	11	5	0	.688
Minnesota	7	9	0	.438
Chicago	5	11	0	.313
NFC SOUTH	W	L	T	Pct
Carolina	7	8	1	.469
New Orleans	7	9	0	.438
Atlanta	6	10	0	.375
Tampa Bay	2	14	0	.125
NFC WEST	W	L	T	Pct
Seattle	12	4		

2013 SEASON (7-9 REGULAR SEASON, 0-0 PLAYOFFS) • 2ND PLACE AFC SOUTH

DATE	OPPONENT	SCORE	W/L	ATT
09/08	at Pittsburgh	16-9	W	61,585
09/15	at Houston	24-30*	L	71,718
09/22	SAN DIEGO	20-17	W	69,143
09/29	NEW YORK JETS	38-13	W	69,143
10/06	KANSAS CITY	17-26	L	69,143
10/13	at Seattle	13-20	L	68,127
10/20	SAN FRANCISCO	17-31	L	69,143
11/03	at St. Louis	28-21	W	54,617
11/10	JACKSONVILLE	27-29	L	69,143
11/14	INDIANAPOLIS	27-30	L	69,143
11/24	at Oakland	23-19	W	46,001
12/01	at Indianapolis	14-22	L	65,502
12/08	at Denver	28-51	L	76,554
12/15	ARIZONA	34-37*	L	69,143
12/22	at Jacksonville	20-16	W	60,559
12/29	HOUSTON	16-10	W	69,143

* Overtime

	TITANS	OPP
Total First Downs	311	329
Rushing	103	108
Passing	172	191
Penalty	36	30
3rd Down: Made/Att	94/227	69/201
3rd Down Pct.	41.4	34.3
4th Down: Made/Att	11/17	7/11
4th Down Pct.	64.7	63.6
Possession Avg.	30:00	30:00
Total Net Yards	5390	5407
Avg. Per Game	336.9	337.9
Total Plays	1032	1027
Avg. Per Play	5.2	5.3
Net Yards Rushing	1894	1795
Avg. Per Game	118.4	112.2
Total Rushes	462	446
Net Yards Passing	3496	3612
Avg. Per Game	218.5	225.8
Sacked/Yards Lost	37/214	36/227
Gross Yards	3710	3839
Att./Completions	533/328	545/344
Completion Pct.	63.1	63.1
Had Intercepted	16	13
Punts/Average	79/42.9	76/45.0
Net Punting Avg.	79/39.7	76/40.0
Penalties/Yards	101/900	95/779
Fumbles/Ball Lost	27/9	24/12
Touchdowns	41	40
Rushing	16	21
Passing	22	15
Returns	3	4

BY PERIODS	1	2	3	4	OT	PTS
Team	71	77	65	149	0	362
Opponents	76	83	88	125	9	381

SCORING	TD	RU	PA	RT	PAT	FG	S	TP
Bironas	0	0	0	0	41/41	25/29	0	116
C. Johnson	10	6	4	0	0	0	0	60
Walker	6	0	6	0	0	0	0	36
Greene	4	4	0	0	0	0	0	24
Hunter	4	0	4	0	0	0	0	24
Fitzpatrick	3	3	0	0	0	0	0	18
N. Washington	3	0	3	0	0	0	0	18
Locker	2	2	0	0	0	0	0	12
Preston	2	0	2	0	0	0	0	12
Wright	2	0	2	0	0	0	0	12
Battle	1	1	0	0	0	0	0	6
Klug	1	0	0	1b	0	0	0	6
McCourty	1	0	0	1c	0	0	0	6
Thompson	1	0	1	0	0	0	0	6
Verner	1	0	0	1a	0	0	0	6
Team	41	16	22	3	41/41	25/29	0	362
Opponents	40	21	15	4	37/38	32/39	3	381

2-Pt Conversions: TM 0-0, OPP 1-1

FUM/Lost: Fitzpatrick 9/2, C. Johnson 3/2, Locker 3/1, Kern 2/0, Williams 2/1, Wright 2/0, Wylie(TM) 2/1, Bailey 1/1, Reynaud(TM) 1/1, Walker 1/0, L. Washington(LG) 1/0, L. Washington(TM) 1/0

RUSHING	No	Yds	Avg	Lg	TD
C. Johnson	279	1077	3.9	30t	6
Greene	77	295	3.8	29	4
Fitzpatrick	43	225	5.2	26	3
Locker	24	155	6.5	39	2
Battle	36	142	3.9	37	1
Kern	2	0	0.0	0	0

PASSING	Att	Cmp	Pct	Yards	Yds/Att	TD	Int	Lg	Sk/Yds	Rating
Fitzpatrick	350	217	62.0	2454	7.01	14	12	77t	21/109	82.0
Locker	183	111	60.7	1256	6.86	8	4	66t	16/105	86.7
Team	533	328	61.5	3710	6.96	22	16	77t	37/214	83.6
Opponents	545	344	63.1	3839	7.04	15	13	55	36/227	83.3

Reynaud	1	0	0.0	0	0
Team	462	1894	4.1	39	16
Opponents	446	1795	4.0	60	21

RECEIVING	No	Yds	Avg	Lg	TD
Wright	94	1079	11.5	45	2
Walker	60	571	9.5	33	6
N. Washington	58	919	15.8	77t	3
C. Johnson	42	345	8.2	66t	4
Hunter	18	354	19.7	57	4
Williams	15	178	11.9	32	0
Britt	11	96	8.7	15	0
Greene	6	39	6.5	28	0
Mooney	6	32	5.3	22	0
Preston	5	37	7.4	10t	2
Battle	4	36	9.0	24	0
Thompson	3	13	4.3	9t	1
Stevens	2	5	2.5	6	0
Shiancoe	2	2	1.0	3	0
Reynaud	1	4	4.0	4	0
Fitzpatrick	1	0	0.0	0	0
Team	328	3710	11.3	77t	22
Opponents	344	3839	11.2	55	15

INTERCEPTIONS	No	Yds	Avg	Lg	TD
Verner	5	68	13.6	34	1
Pollard	3	36	12.0	32	0
Ayers	1	5	5.0	5	0
Brown	1	3	3.0	3	0
McCarthy	1	1	1.0	1	0
Griffi	1	0	0.0	0	0
G. Wilson	1	0	0.0	0	0
Team	13	113	8.7	34	1
Opponents	16	132	8.3	35	1

PUNTING	No	Yds	Avg	Net	TB	In	Lg	B
Kern	78	3386	43.4	39.7	2	32	63	1
Team	79	3386	42.9	39.7	2	32	63	1
Opponents	76	3422	45.0	40.0	7	28	61	0

PUNT RETURNS	No	FC	Yds	Avg	Lg	TD
Reynaud	18	8	135	7.5	35	0
L. Washington	6	9	78	13.0	33	0
Williams	4	3	12	3.0	8	0
Wylie	2	0	4	2.0	4	0
Verner	1	0	11	11.0	11	0
Team	31	20	240	7.7	35	0
Opponents	35	25	210	6.0	24	0

KICKOFF RETURNS	No	Yds	Avg	Lg	TD
L. Washington LG	17	500	29.4	95	0
L. Washington TM	16	481	30.1	95	0
Reynaud	15	355	23.7	40	0
Williams	5	123	24.6	37	0
Wylie	5	94	18.8	23	0
Bailey	1	0	0.0	0	0
Battle	1	26	26.0	26	0
Verner	1	17	17.0	17	0
Team	44	1096	24.9	95	0
Opponents	45	1099	24.4	46	0

FIELD GOALS	1-19	20-29	30-39	40-49	50+
Bironas	0/0	10/10	8/9	5/7	2/3
Team	0/0	10/10	8/9	5/7	2/3
Opponents	2/2	6/6	6/8	15/18	3/5

Bironas/Titans: (26G,44G,27G) (48N,47G) (20G,43N,37G) (26G) (22G,32N) (38G,25G) (31G) (39G,37G) (25G,38G) (33G,22G,23G) () () (45G,50N,24G) (45G,52G) (42G,55G,37G) (30G,22G,23G) () () (50N,50N,46N) (44G,38B) (45G,47G) (29G,24G, 33G,48G) (31G,29G) (44G) (44N) (32G,44G) (48G,30G, 50G) (52G,48G,24G,32N,48N,42G) (47G,48G,45G,37G, 49G) (25G,64G,19G) (25G,47G,41G) (36G) (19G)

SACKS
Casey 10.5, Morgan 6, Brown 4, Pitoitua 4, A. Johnson 3, Wimbley 3, Klug 2, Ayers 1, Fokou 1, Mi. Martin 1, Pollard 0.5
Titans 36, Opponents 37

TACKLES (Solo-Assists-Total)
Pollard 93-49-142, Brown 80-37-117, Griffin 71-35-106, Fokou 67-31-98, Pitoitua 42-49-91, Casey 49-41-90, McCourty 68-9-77, Verner 61-12-73, Ayers 44-12-56, Morgan 31-23-54, McCarthy 35-16-51, Hill 26-14-40, Sensabaugh 29-8-37, A. Johnson 19-16-35, Wilson 25-8-33, Klug 14-12-26, Wimbley 12-12-24, Martin 9-13-22, Edwards 6-4-10, Wreh-Wilson 6-3-9, Gooden 4-3-7, Campbell 3-1-4, Stafford 1-0-1
Team Totals: 795-408-1,203

USUAL STARTING LINEUP

OFFENSE
WR Nate Washington (85)
TE Craig Stevens (88)
LT Michael Roos (71)
LG Andy Levitre (67)
C Brian Schwenke (62)
RG Chance Warmack (70)
RT David Stewart (76)
TE Delanie Walker (82)
WR Kendall Wright (13)
QB Jake Locker (10)/Ryan Fitzpatrick (4)
RB Chris Johnson (28)

DEFENSE
LE Derrick Morgan (91)
DT Sammie Hill (94)
DT Jurrell Casey (99)
RE Ropati Pitoitua (92)
SLB Akeem Ayers (56)
MLB Moise Fokou (53)
WLB Zach Brown (55)
LCB Jason McCourty (30)
RCB Alterraun Verner (20)
SS Bernard Pollard (31)
FS Michael Griffin (33)

SPECIALISTS

K Rob Bironas (2)
P Brett Kern (6)
KR/PR Leon Washington (26)

Pro Bowl All-Pro

GM: Ruston Webster; **Head Coach:** Mike Munchak
Asst. Coaches: Jerry Gray (def. coord.), Dowell Loggains (off. coord.), Steve Watterson (asst. head coach/strength & cond.), Gregg Williams (senior asst./defense), Steve Brown (asst. secondary), Sylvester Croom (RB), Jonathan Gannon (def. asst./qual. ctl.), George Henshaw (TE), Steve Hoffman (ST asst.), Shawn Jefferson (WR), Nate Kaczor (ST), Bruce Matthews (OL), Brett Maxie (secondary), Keith Millard (def. asst./pass rush specialist), Chet Paravecchio (LB), Dave Ragone (QB), Tracy Rucker (DL), Arthur Smith (OL/TE asst.)

AMERICAN FOOTBALL CONFERENCE STANDINGS

AFC EAST	W	L	T	Pct
New England	12	4	0	.750
New York Jets	8	8	0	.500
Miami	8	8	0	.500
Buffalo	6	10	0	.375
AFC NORTH	W	L	T	Pct
Cincinnati	11	5	0	.688
Pittsburgh	8	8	0	.500
Baltimore	8	8	0	.500
Cleveland	4	12	0	.250
AFC SOUTH	W	L	T	Pct
Indianapolis	11	5	0	.688
Tennessee	7	9	0	.438
Jacksonville	4	12	0	.250
Houston	2	14	0	.125
AFC WEST	W	L	T	Pct
Denver	13	3	0	.813
* Kansas City	11	5	0	.688
* San Diego	9	7	0	.563
Oakland	4	12	0	.250

NATIONAL FOOTBALL CONFERENCE STANDINGS

NFC EAST	W	L	T	Pct
Philadelphia	10	6	0	.625
Dallas	8	8	0	.500
New York Giants	7	9	0	.438
Washington	3	13	0	.188
NFC NORTH	W	L	T	Pct
Green Bay	8	7	1	.531
Chicago	8	8	0	.500
Detroit	7	9	0	.438
Minnesota	5	10	1	.344
NFC SOUTH	W	L	T	Pct
Carolina	12	4	0	.750
* New Orleans	11	5	0	.688
Atlanta	4	12	0	.250
Tampa Bay	4	12	0	.250
NFC WEST	W	L	T	Pct
Seattle	13	3	0	.813
* San Francisco	12	4	0	.750
Arizona	10	6	0	.625
St. Louis Rams	7	9	0	.438

* Wild Card for Playoffs

2011 SEASON (9-7 REGULAR SEASON, 0-0 PLAYOFFS) • 2ND PLACE AFC SOUTH

DATE	OPPONENT	SCORE	W/L	ATT
09/11	at Jacksonville	14-16	L	61,619
09/18	BALTIMORE	26-13	W	69,143
09/25	DENVER	17-14	W	69,143
10/02	at Cleveland	31-13	W	66,240
10/09	at Pittsburgh	17-38	L	63,875
10/16	BYE			
10/23	HOUSTON	7-41	L	69,143
10/30	INDIANAPOLIS	27-10	W	69,143
11/06	CINCINNATI	17-24	L	69,143
11/13	at Carolina	30-3	W	72,409
11/20	at Atlanta	17-23	L	68,164
11/27	TAMPA BAY	23-17	W	69,143
12/04	at Buffalo	23-17	W	56,463
12/11	NEW ORLEANS	17-22	L	69,143
12/18	at Indianapolis	13-27	L	64,271
12/24	JACKSONVILLE	23-17	W	69,143
01/01	at Houston	23-22	W	71,512

	TITANS	OPP
Total First Downs	281	324
Rushing	71	111
Passing	185	187
Penalty	25	26

3rd Down: Made/Att	80/218	96/236
3rd Down Pct.	36.7	40.7
4th Down: Made/Att	10/14	8/20
4th Down Pct.	71.4	40.0
Possession Avg.	27:52	32:08

Total Net Yards	5361	5682
Avg. Per Game	335.1	355.1
Total Plays	984	1080
Avg. Per Play	5.4	5.3
Net Yards Rushing	1438	2053
Avg. Per Game	89.9	128.3
Total Rushes	376	461
Net Yards Passing	3923	3629
Avg. Per Game	245.2	226.8
Sacked/Yards Lost	24/190	28/180
Gross Yards	4113	3809
Att./Completions	584/353	591/369
Completion Pct.	60.4	62.4
Had Intercepted	14	11

Punts/Average	86/43.6	83/43.7
Net Punting Avg.	86/39.4	83/36.4
Penalties/Yards	104/960	99/812
Fumbles/Ball Lost	17/8	20/12
Touchdowns	34	34
Rushing	8	10
Passing	22	21
Returns	4	3

BY PERIODS	1	2	3	4	OT	PTS
Team	57	110	67	91	0	325
Opponents	64	79	74	100	0	317

SCORING	TD	RU	PA	RT	PAT	FG	S	TP
Bironas	0	0	0	0	34/34	29/32	0	121
Washington	8	1	7	0	0	0	0	48
Williams	5	0	5	0	0	0	0	30
C. Johnson	4	4	0	0	0	0	0	24
Britt	3	0	3	0	0	0	0	18
Cook	3	0	3	0	0	0	0	18
Avery	1	0	1	0	0	0	0	6
Babineaux	1	0	0	1a	0	0	0	6
Campbell	1	0	0	1d	0	0	0	6
D. Graham	1	0	1	0	0	0	0	6
Harper	1	1	0	0	0	0	0	6
L. Hawkins	1	0	1	0	0	0	0	6
Locker	1	1	0	0	0	0	0	6
Mariani	1	0	0	1c	0	0	0	6
McCourty	1	0	0	1b	0	0	0	6
Ringer	1	1	0	0	0	0	0	6
Stevens	1	0	1	0	0	0	0	6
Team	34	8	22	4	34/34	29/32	0	325
Opponents	34	10	21	3	32/32	27/28	0	317

2-Pt Conversions: Titans 0-0, Opponents 0-2

FUM/Lost: Hasselbeck 4/1, C. Johnson 3/1, Cook 2/2, Amato 1/0, Britt 1/1, Campbell 1/0, Hall 1/1, Harper 1/1, L. Hawkins 1/0, Mariani 1/0, Ringer 1/1

RUSHING	No	Yds	Avg	Lg	TD
C. Johnson	262	1047	4.0	48t	4
Ringer	59	185	3.1	25	1
Locker	8	56	7.0	17	1
Hasselbeck	20	52	2.6	21	0
Harper	17	44	2.6	12	1

PASSING	Att	Cmp	Pct	Yards	Yds/Att	TD	Int	Lg	Sk/Yds	Rating
Hasselbeck	518	319	61.6	3571	6.89	18	14	80t	19/153	82.4
Locker	66	34	51.5	542	8.21	4	0	54	5/37	99.4
Team	584	353	60.4	4113	7.04	22	14	80t	24/190	84.4
Opponents	591	369	62.4	3809	6.45	21	11	78t	28/180	85.1

Hall	6	24	4.0	12	0
Kern	1	21	21.0	21	0
Washington	2	5	2.5	3t	1
Mariani	1	4	4.0	4	0
Team	376	1438	3.8	48t	8
Opponents	461	2053	4.5	80t	10

RECEIVING	No	Yds	Avg	Lg	TD
Washington	74	1023	13.8	57	7
C. Johnson	57	418	7.3	34	0
Cook	49	759	15.5	80t	3
L. Hawkins	47	470	10.0	32	1
Williams	45	592	13.2	54	5
Ringer	28	187	6.7	18	0
Britt	17	289	17.0	80t	3
Stevens	9	166	18.4	58	1
Hall	9	46	5.1	10	0
Mariani	5	24	4.8	6	0
Harper	4	32	8.0	21	0
Avery	3	45	15.0	23	1
Q. Johnson	3	30	10.0	13	0
D. Graham	2	25	12.5	21	1
Amano	1	7	7.0	7	0
Team	353	4113	11.7	80t	22
Opponents	369	3809	10.3	78t	21

INTERCEPTIONS	No	Yds	Avg	Lg	TD
McCourty	2	52	26.0	30	0
Griffi	2	0	0.0	0	0
Babineaux	1	97	97.0	97t	1
Finnegan	1	8	8.0	8	0
Hope	1	7	7.0	7	0
Witherspoon	1	7	7.0	7	0
Ruud	1	4	4.0	4	0
Verner	1	4	4.0	4	0
McCarthy	1	0	0.0	0	0
Team	11	179	16.3	97t	1
Opponents	14	167	11.9	38t	3

PUNTING	No	Yds	Avg	Net	TB	In	Lg	B
Kern	86	3747	43.6	39.4	7	31	64	0
Team	86	3747	43.6	39.4	7	31	64	0
Opponents	83	3628	43.7	36.4	6	22	65	2

PUNT RETURNS	No	FC	Yds	Avg	Lg	TD
Mariani	46	18	490	10.7	79t	1
Campbell	1	0	0	0.0	0	0
Team	47	18	490	10.4	79t	1
Opponents	36	23	221	6.1	30	0

KICKOFF RETURNS	No	Yds	Avg	Lg	TD
Mariani	32	748	23.4	49	0
Campbell	0	84	---	84t	1
Team	32	832	26.0	100t	1
Opponents	30	680	22.7	77	0

FIELD GOALS	1-19	20-29	30-39	40-49	50+
Bironas	0/0	5/5	9/10	9/10	6/7
Team	0/0	5/5	9/10	9/10	6/7
Opponents	2/2	11/11	5/5	7/7	2/3

Bironas/Titans: (66N) (34N,25G,43G,39G,33G) (46G) (39G) (29G) (1) (51G,50G) (43G) (38G,36G,49G) (46G) (42N,31G,52G,38G) (48G,27G,44G) (43G) (53G,21G) (51G,51G,35G) (21G,43G,33G)
OPP: (48G,21G,45G) (41G,29G) (1) (48G,51G) (19G) (32G,29G) (22G) (36G) (50N,29G) (19G,33G,24G) (43G) (27G) (25G,29G,22G) (47G,40G) (39G) (52G,37G,22G)

SACKS
 Klug 7, Ball 4, Jones 3, Casey 2.5, Morgan 2.5, Ayers 2, Witherspoon 2, Hayes 1.5, Finnegan 1, McCourty 1, S. Smith 1, Marks 0.5
Titans 28, Opponents 24

TACKLES (Solo-Assists-Total)
 Babineaux 81-36-117, McCourty 85-22-107, Griffin 70-26-96, Finnegan 71-24-95, Ayers 66-22-88, McCarthy 61-15-76, Casey 41-33-74, Ruud 51-17-68, Witherspoon 51-11-62, Ball 29-26-55, Verner 29-21-50, Jones 24-24-48, Morgan 23-24-47, S. Smith 20-24-44, Marks 18-26-44, Hope 25-8-33, Klug 18-14-32, Hayes 14-15-29, Sheppard 7-9-16, McRath 11-3-14, Hawkins 9-2-11, A. Smith 4-0-4, Clayton 1-2-3, Shaw 2-0-2, Amato 0-0-0, Bailey 0-0-0, Campbell 0-0-0
Team Totals: 404-811-1,215

USUAL STARTING LINEUP

OFFENSE

- WR Nate Washington (85)
- LT Michael Roos (71)
- LG Leroy Harris (64)
- C Eugene Amano (54)
- RG Jake Scott (73)
- RT David Stewart (76)
- TE Craig Stevens (88)
- WR Damian Williams (17)
- FB Ahmard Hall (45)
- QB Matt Hasselbeck (8)
- RB Chris Johnson (28)

DEFENSE

- LE Derrick Morgan (90)/Dave Ball (98)
- LT Jurrell Casey (99)
- RT Sen'Derrick Marks (94)
- RE Jason Jones (91)
- LLB Akeem Ayers (56)
- MLB Colin McCarthy (52)/Barrett Ruud (55)
- RLB Will Witherspoon (92)
- LCB Jason McCourty (30)
- RCB Cortland Finnegan (31)
- SS Jordan Babineaux (26)
- FS Michael Griffin (33)

SPECIALISTS

- K Rob Bironas (2)
- P Brett Kern (6)
- KR/PR Marc Mariani (83)

Pro Bowl

All-Pro

GM: Mike Reinfeldt; **Head Coach:** Mike Munchak
Asst. Coaches: Jerry Gray (def. coord.), Chris Palmer (off. coord.), Steve Watterson (asst. head coach/strength & cond.), Frank Bush (LB), Curtis Fuller (asst. secondary) Dowell Loggains (QB/passing game), Charles London (off. asst./qual. ct.), Alan Lowry (ST), Bruce Matthews (OL), Dave McGinnis (senior asst.), Chet Parlavocchio (ST asst.), Dave Ragone (WR), Marcus Robertson (secondary), Tracy Rocker (DL), Jim Skipper (RB), Arthur Smith (def. asst./qual. ct.), Art Valero (asst. OL), John Zernheilt (TE)

AMERICAN FOOTBALL CONFERENCE STANDINGS

AFC EAST	W	L	T	Pct
New England	13	3	0	.813
New York Jets	8	8	0	.500
Miami	6	10	0	.375
Buffalo	6	10	0	.375
AFC NORTH	W	L	T	Pct
Baltimore	12	4	0	.750
* Pittsburgh	12	4	0	.750
* Cincinnati	9	7	0	.563
Cleveland	4	12	0	.250
AFC SOUTH	W	L	T	Pct
Houston	10	6	0	.625
Tennessee	9	7	0	.563
Jacksonville	5	11	0	.313
Indianapolis	2	14	0	.125
AFC WEST	W	L	T	Pct
Denver	8	8	0	.500
San Diego	8	8	0	.500
Oakland	8	8	0	.500
Kansas City	7	9	0	.438

NATIONAL FOOTBALL CONFERENCE STANDINGS

NFC EAST	W	L	T	Pct
New York Giants	9	7	0	.563
Philadelphia	8	8	0	.500
Dallas	8	8	0	.500
Washington	5	11	0	.313
NFC NORTH	W	L	T	Pct
Green Bay	15	1	0	.938
* Detroit	10	6	0	.625
Chicago	8	8	0	.500
Minnesota	3	13	0	.188
NFC SOUTH	W	L	T	Pct
New Orleans	13	3	0	.813
* Atlanta	10	6	0	.625
Carolina	6	10	0	.375
Tampa Bay	4	12	0	.250
NFC WEST	W	L	T	Pct
San Francisco	13	3	0	.813
Arizona	8	8	0	.500
Seattle	7	9	0	.438
St. Louis	2	14	0	.125

* Wild Card for Playoffs

2010 SEASON (6-10 REGULAR SEASON, 0-0 PLAYOFFS) • 4TH PLACE AFC SOUTH

DATE	OPPONENT	SCORE	W/L	ATT
Sep. 12	OAKLAND	38-13	W	69,143
Sep. 19	PITTSBURGH	11-19	L	69,143
Sep. 26	at New York Giants	29-10	W	79,386
Oct. 3	DENVER	20-26	L	69,143
Oct. 10	at Dallas	34-27	W	90,616
Oct. 18	at Jacksonville	30-3	W	63,625
Oct. 24	PHILADELPHIA	37-19	W	69,143
Oct. 31	at San Diego	25-33	L	59,260
Nov. 7	BYE			
Nov. 14	at Miami	17-29	L	65,585
Nov. 21	WASHINGTON	16-19*	L	69,143
Nov. 28	at Houston	0-20	L	70,855
Dec. 5	JACKSONVILLE	6-17	L	69,143
Dec. 9	INDIANAPOLIS	28-30	L	69,143
Dec. 19	HOUSTON	31-17	W	69,143
Dec. 26	at Kansas City	14-34	L	65,606
Jan. 2	at Indianapolis	20-23	L	67,188

* Overtime

	TITANS	OPP
Total First Downs	252	356
Rushing	73	107
Passing	155	214
Penalty	24	35
3rd Down: Made/Att	71/204	104/242
3rd Down Pct.	34.8	43.0
4th Down: Made/Att	8/14	9/22
4th Down Pct.	57.1	40.9
Possession Avg.	25:54	34:06
Total Net Yards	4834	5883
Avg. Per Game	302.1	367.7
Total Plays	907	1139
Avg. Per Play	5.3	5.2
Net Yards Rushing	1727	1851
Avg. Per Game	107.9	115.7
Total Rushes	406	474
Net Yards Passing	3107	4032
Avg. Per Game	194.2	252.0
Sacked/Yards Lost	27/171	40/272
Gross Yards	3278	4304
Att./Completions	474/273	625/410
Completion Pct.	57.6	65.6
Had Intercepted	15	17
Punts/Average	77/42.9	61/42.9
Net Punting Avg.	77/39.1	61/34.6
Penalties/Yards	128/1040	114/1039
Fumbles/Ball Lost	22/14	25/8
Touchdowns	40	32
Rushing	13	7
Passing	24	23
Returns	3	2

BY PERIODS	1	2	3	4	OT	PTS
Team	79	92	83	102	0	356
Opponents	65	130	65	76	3	339

SCORING	TD	RU	PA	RT	PAT	FG	S	TP
Bironas	0	0	0	0	38/38	24/26	0	110
C. Johnson	12	11	1	0	0	0	0	72
Britt	9	0	9	0	0	0	0	56
Washington	6	0	6	0	0	0	0	36
Moss LG	5	0	5	0	0	0	0	30
Scaife	4	0	4	0	0	0	0	24
Mariani	2	0	0	2	0	0	0	12
Ringer	2	2	0	0	0	0	0	12
Stevens	2	0	2	0	0	0	0	12
Cook	1	0	1	0	0	0	0	6
Finnegan	1	0	0	1	0	0	0	6
Gage	1	0	1	0	0	0	0	6
Schommer	0	0	0	0	0	0	1	2
Team	40	13	24	3	38/38	24/26	2	356
Opponents	32	7	23	2	30/30	39/48	0	339

2-Pt Conversions: Britt, Titans 1-2, Opponents 0-2

FUM/Lost: Young 6/4, K. Collins 5/3, C. Johnson 3/2, Mariani 3/2, Scaife 2/1, Amano 1/0, Amato 1/1, Britt 1/1

RUSHING	No	Yds	Avg	Lg	TD
C. Johnson	316	1364	4.3	76t	11
Ringer	51	239	4.7	54	2
Young	25	125	5.0	20	0
Williams	1	5	5.0	5	0
K. Collins	10	1	0.1	4	0
Hall	1	1	1.0	1	0
Kern	1	0	0.0	0	0
Washington	1	-8	-8.0	-8	0
Team	406	1727	4.3	76t	13
Opponents	474	1851	3.9	37	7

PASSING	Att	Cmp	Pct	Yards	Yds/Att	TD	Int	Lg	Sk/Yds	Rating
K. Collins	278	160	57.6	1823	6.56	14	8	80t	13/91	82.2
Young	156	93	59.6	1255	8.04	10	3	71t	13/80	98.6
Smith	40	20	50.0	200	5.00	0	4	52	1/0	25.0
Team	474	273	57.6	3278	6.92	24	15	80t	27/171	82.6
Opponents	625	410	65.6	4304	6.89	23	17	75t	40/272	86.4

RECEIVING	No	Yds	Avg	Lg	TD
C. Johnson	44	245	5.6	25	1
Britt	42	775	18.5	80t	9
Washington	42	687	16.4	71t	6
Scaife	36	318	8.8	30	4
Cook	29	361	12.4	36	1
Moss LG	28	393	14.0	37t	5
Moss TM	6	80	13.3	26	0
Gage	20	266	13.3	30	1
Williams	16	219	13.7	39	0
Hall	15	100	6.7	19	0
Stevens	11	122	11.1	28	2
Ringer	7	44	6.3	9	0
L. Hawkins	5	61	12.2	24	0
Team	273	3278	12.0	80t	24
Opponents	410	4304	10.5	75t	23

INTERCEPTIONS	No	Yds	Avg	Lg	TD
Griffi	4	50	12.5	28	0
Verner	3	41	13.7	19	0
Finnegan	2	41	20.5	41t	1
McCourtly	2	11	5.5	11	0
Witherspoon	2	11	5.5	9	0
Hope	1	32	32.0	32	0
Tulloch	1	18	18.0	18	0
Fuller	1	0	0.0	0	0
Marks	1	-6	-6.0	-6	0
Team	17	198	11.6	41t	1
Opponents	15	120	8.0	54t	1

PUNTING	No	Yds	Avg	Net	TB	In	Lg	B
Kern	77	3302	42.9	39.1	4	24	68	0
Team	77	3302	42.9	39.1	4	24	68	0
Opponents	61	2618	42.9	34.6	9	15	68	1

PUNT RETURNS	No	FC	Yds	Avg	Lg	TD
Mariani	27	17	329	12.2	87t	1
Team	27	17	329	12.2	87t	1
Opponents	35	16	214	6.1	29	0

KICKOFF RETURNS	No	Yds	Avg	Lg	TD
Mariani	60	1530	25.5	98t	1
Hall	2	21	10.5	15	0
Cook	1	3	3.0	3	0
Gage	1	2	2.0	2	0
Team	64	1556	24.3	98t	1
Opponents	56	1389	24.8	97t	1

FIELD GOALS	1-19	20-29	30-39	40-49	50+
Bironas	0/0	6/6	8/9	8/8	2/3
Team	0/0	6/6	8/9	8/8	2/3
Opponents	1/1	10/10	15/15	11/17	2/5

Bironas/Titans: (43G) (21G) (48G,22G) (35N,55G,46G) (52G, 40G) (26G,33G,36G)(41G,38G,33G) (21G) (40G) (25G, 32G,40G) () (37G,30G) () (30G) () (26G,42G,61N) OPP: (34G,30G,53N) (36G,34G,25G,27G) (53N,50G,44N) (36G,36G,35G,36G)(51G,44N,26G) (33G) (25G,46G,46G,28G) (34G,36G) (23G,28G,42G)(19G,51N,40G,42G,47N,48G) (35G,33G) (26G,49B,48N) (21G,28G,47G) (37G) (35G,47N,42G) (48G,44G,43G)

SACKS
Babin 12.5, Ball 7, T. Brown 3.5, Jones 3.5, Ford 3, Witherspoon 3, Hayes 1.5, McRath 1.5, Morgan 1.5, Finnegan 1, Hope 1, Tulloch 1
Titans 40, Opponents 27

TACKLES (Solo-Assists-Total)
Tulloch 121-48-169, Griffin 99-54-153, Hope 85-48-133, Verner 76-27-103, Finnegan 76-24-100, Witherspoon 65-34-99, Babin 56-37-93, Ford 38-29-67, Jones 36-25-61, McRath 45-15-60, Ball 32-27-59, Haye 30-22-52, Marks 27-23-50, Hayes 27-22-49, McCourty 36-9-45, Brown 18-17-35, Fuller 22-10-32, Douglas 14-16-30, Shaw 7-4-11, Morgan 6-4-10, Sheppard 4-5-9, Winborn 4-4-8, Gordon 2-2-4, Mouton 3-0-3, Allred 2-1-3
Team Totals: 931-507-1,438

USUAL STARTING LINEUP	
OFFENSE	
WR	Nate Washington (85)
LT	Michael Roos (71)
LG	Leroy Harris (64)
C	Eugene Amano (54)
RG	Jake Scott (73)
RT	David Stewart (76)
TE	Craig Stevens (88)/Bo Scaife (80)
WR	Justin Gage (12)/Kenny Britt (18)
FB	Ahmad Hall (45)
QB	Vince Young (10)/Kerry Collins (5)
RB	Chris Johnson (28)
DEFENSE	
LE	Jason Babin (93)
LT	Jason Jones (91)
RT	Tony Brown (97)
RE	Dave Ball (98)
LLB	Gerald McRath (51)
MLB	Stephen Tulloch (55)
RLB	Will Witherspoon (92)
LCB	Alterraun Verner (20)
RCB	Cortland Finnegan (31)
SS	Chris Hope (24)
FS	Michael Griffin (33)

SPECIALISTS	
K	Rob Bironas (2)
P	Brett Kern (6)
KR/PR	Marc Mariani (83)

Pro Bowl
All-Pro
GM: Mike Reinfeldt; **Head Coach:** Jeff Fisher
Asst. Coaches: Mike Heimerdinger (off. coord.), Chuck Cecil (def. coord.), Craig Johnson (asst. head coach/RB), Dave McGinnis (asst. head coach/LB), Steve Watterson (asst. head coach/strength & conditioning), Marty Galbraith (ST asst.), Fred Graves (WR), Tim Hauck (asst. secondary), Dowell Loggains (QB/passing game), Alan Lowry (ST), Mike Munchak (OL), Marcus Robertson (secondary), Rayna Stewart (def. asst./qual. ctl.), Jim Washburn (DL), Richie Wessman (qual. control/off.), John Zernelt (TE)

AMERICAN FOOTBALL CONFERENCE STANDINGS					
AFC EAST					
	W	L	T	Pct	
	New England	14	2	0	.875
	* New York Jets	11	5	0	.688
	Miami	7	9	0	.438
	Buffalo	4	12	0	.250
AFC NORTH					
	W	L	T	Pct	
	Pittsburgh	12	4	0	.750
	* Baltimore	12	4	0	.750
	Cleveland	5	11	0	.313
	Cincinnati	4	12	0	.250
AFC SOUTH					
	W	L	T	Pct	
	Indianapolis	10	6	0	.625
	Jacksonville	8	8	0	.500
	Houston	6	10	0	.375
	Tennessee	6	10	0	.375
AFC WEST					
	W	L	T	Pct	
	Kansas City	10	6	0	.625
	San Diego	9	7	0	.563
	Oakland	8	8	0	.500
	Denver	4	12	0	.250

NATIONAL FOOTBALL CONFERENCE STANDINGS					
NFC EAST					
	W	L	T	Pct	
	Philadelphia	10	6	0	.625
	New York Giants	10	6	0	.625
	Dallas	6	10	0	.375
	Washington	6	10	0	.375
NFC NORTH					
	W	L	T	Pct	
	Chicago	11	5	0	.688
	* Green Bay	10	6	0	.625
	Detroit	6	10	0	.375
	Minnesota	6	10	0	.375
NFC SOUTH					
	W	L	T	Pct	
	Atlanta	13	3	0	.813
	* New Orleans	11	5	0	.688
	Tampa Bay	10	6	0	.625
	Carolina	2	14	0	.125
NFC WEST					
	W	L	T	Pct	
	Seattle	7	9	0	.438
	St. Louis	7	9	0	.438
	San Francisco	6	10	0	.375
	Arizona	5	11	0	.313

* Wild Card for Playoffs

2009 SEASON (8-8 REGULAR SEASON, 0-0 PLAYOFFS) • 3RD PLACE AFC SOUTH

DATE	OPPONENT	SCORE	W/L	ATT
Sep. 10	at Pittsburgh	10-13*	L	65,110
Sep. 20	HOUSTON	31-34	L	69,143
Sep. 27	at NY Jets	17-24	L	75,863
Oct. 4	at Jacksonville	17-37	L	49,014
Oct. 11	INDIANAPOLIS	9-31	L	69,143
Oct. 18	at New England	0-59	L	68,756
Oct. 25	BYE			
Nov. 1	JACKSONVILLE	30-13	W	69,143
Nov. 8	at San Francisco	34-27	W	69,732
Nov. 15	BUFFALO	41-17	W	69,143
Nov. 23	at Houston	20-17	W	71,153
Nov. 29	ARIZONA	20-17	W	69,143
Dec. 6	at Indianapolis	17-27	L	66,321
Dec. 13	ST. LOUIS	47-7	W	69,143
Dec. 20	MIAMI	27-24*	W	69,143
Dec. 25	SAN DIEGO	17-42	L	69,143
Jan. 3	at Seattle	17-13	W	67,002

* Overtime

	TITANS	OPP
Total First Downs	288	323
Rushing	115	89
Passing	154	210
Penalty	19	24
3rd Down: Made/Att	89/214	89/218
3rd Down Pct.	41.6	40.8
4th Down: Made/Att	12/22	12/17
4th Down Pct.	54.5	70.6
Possession Avg.	28:27	31:33
Total Net Yards	5623	5850
Avg. Per Game	351.4	365.6
Total Plays	990	1038
Avg. Per Play	5.7	5.6
Net Yards Rushing	2592	1711
Avg. Per Game	162.0	106.9
Total Rushes	499	402
Net Yards Passing	3031	4139
Avg. Per Game	189.4	258.7
Sacked/Yards Lost	15/73	32/224
Gross Yards	3104	4363
Att./Completions	476/271	604/404
Completion Pct.	56.9	66.9
Had Intercepted	15	20
Punts/Average	69/43.4	76/44.3
Net Punting Avg.	69/38.7	76/39.5
Penalties/Yards	98/821	94/724
Fumbles/Ball Lost	27/16	20/7
Touchdowns	39	48
Rushing	19	16
Passing	16	31
Returns	4	1

BY PERIODS	1	2	3	4	OT	PTS
Titans	77	103	67	104	3	354
Opponents	82	169	77	71	3	402

SCORING	TD	RU	PA	RT	PAT	FG	S	TP
Bironas	0	0	0	0	37/37	27/32	0	118
Johnson	16	14	2	0	0	0	0	98
Washington	6	0	6	0	0	0	0	36
Britt	3	0	3	0	0	0	0	18
Gage	3	0	3	0	0	0	0	18
Fuller	2	0	0	2	0	0	0	12
White	2	2	0	0	0	0	0	12
Young	2	2	0	0	0	0	0	12
Collins	1	1	0	0	0	0	0	6
Crumpler	1	0	1	0	0	0	0	6
Finnegan	1	0	0	1	0	0	0	6
Hood	1	0	0	1	0	0	0	6
Scaife	1	0	1	0	0	0	0	6
Titans	39	19	16	4	37/37	27/32	0	354
Opp.	48	16	31	1	46/47	22/27	0	402

2-Pt Conversions: Johnson, Titans 1-2, Opponents 1-1

FUM/Lost: Young 8/2, Mouton 4/2, Collins 3/2, Johnson 3/3, Hall 2/2, Britt 1/1, Crumpler 1/1, Finnegan 1/0, Pearman 1/1, Scaife 1/1, Washington 1/0, White 1/1

RUSHING	No	Yds	Avg	Lg	TD
Johnson	358	2006	5.6	91t	14
Young	55	281	5.1	44	2
White	64	222	3.5	11	2
Ringer	8	48	6.0	32	0
Collins	11	15	1.4	10t	1
Washington	2	15	7.5	14	0
Hall	1	5	5.0	5	0
Team	499	2592	5.2	91t	19
Opponents	402	1711	4.3	80t	16

PASSING	Att	Cmp	Pct	Yards	Yds/Att	TD	Int	Lg	Sk/Yds	Rating
Young	259	152	58.7	1879	7.25	10	7	66t	9/36	82.8
Collins	216	119	55.1	1225	5.67	6	8	69t	6/37	65.5
Johnson	1	0	0.0	0	0.00	0	0	---	0/0	39.6
Team	476	271	56.9	3104	6.52	16	15	69t	15/73	74.8
Opponents	604	404	66.9	4363	7.22	31	20	72t	32/224	91.2

RECEIVING	No	Yds	Avg	Lg	TD
Johnson	50	503	10.1	69t	2
Washington	47	569	12.1	35	6
Scaife	45	440	9.8	27	1
Britt	42	701	16.7	57	3
Gage	28	383	13.7	49	3
Crumpler	27	222	8.2	27	1
Hall	12	79	6.6	15	0
Cook	9	74	8.2	17	0
Hawkins	7	110	15.7	32	0
White	3	14	4.7	7	0
M. Jones	1	9	9.0	9	0
Team	271	3104	11.5	69t	16
Opponents	404	4363	10.8	72t	31

INTERCEPTIONS	No	Yds	Avg	Lg	TD
Finnegan	5	194	38.8	80	1
Hood	3	91	30.3	43	1
Fuller	3	71	23.7	45t	2
Bulluck	3	45	15.0	23	0
Hope	3	24	8.0	24	0
Harper	1	4	4.0	4	0
Griffi	1	3	3.0	3	0
McRath	1	1	1.0	1	0
Team	20	433	21.7	80	4
Opponents	15	121	8.1	26	0

PUNTING	No	Yds	Avg	Net	TB	In	Lg	B
Kern LG	64	2910	45.5	38.5	10	27	67	0
Kern TM	37	1665	45.0	41.4	4	18	67	0
Hodges TM	22	868	39.5	31.8	2	1	50	0
Hentrich	9	422	46.9	44.1	0	3	60	0
Bironas	1	40	40.0	40.0	0	0	40	0
Team	69	2995	43.4	38.7	6	22	67	0
Opponents	76	3364	44.3	39.5	7	32	64	0

PUNT RETURNS	No	FC	Yds	Avg	Lg	TD
Pearman	11	8	112	10.2	18	0
Kaesviharn	9	8	34	3.8	10	0
Mouton	6	3	37	6.2	15	0
Finnegan	4	1	14	3.5	11	0
M. Jones	3	2	23	7.7	15	0
Team	33	22	220	6.7	18	0
Opponents	29	17	208	7.2	37	0

KICKOFF RETURNS	No	Yds	Avg	Lg	TD
Britt	24	523	21.8	56	0
M. Jones	13	264	20.3	27	0
Ringer	9	181	20.1	25	0
Pearman	8	174	21.8	27	0
Griffi	6	143	23.8	31	0
Crumpler	3	20	6.7	15	0
McCourty	3	72	24.0	27	0
Hall	1	12	12.0	12	0
Mouton	1	14	14.0	14	0
Stevens	1	14	14.0	14	0
Team	69	1417	20.5	56	0
Opponents	71	1714	24.1	99t	1

FIELD GOALS	1-19	20-29	30-39	40-49	50+
Bironas	0/0	8/8	4/6	10/12	5/6
Team	0/0	8/8	4/6	10/12	5/6
Opponents	0/0	9/9	8/9	4/6	1/3

Bironas/Titans: (37N,31B,45G) (40G) (38G) (29G) (49G,43G,46G) (48G,25G,45G) (21G,28G) (38G,60N,51G) (50G,49N,53G) (52G,24G) (20G) (27G,34G,36G,50G) (24G,46G) (46G) (47N,47G)
Opponents: (32G,33G) (38G,23G) (30G) (22G,50G,55N,33G) (23G) (39N,33G) (40G,25G) (25G) (49N,26G,49N) (41G) (43G,52N,36G) (23G,28G,45G) (35G,20G)

SACKS
 Ford 5.5, T. Brown 5, Hayes 4, J. Jones 4, Vanden Bosch 3, Hope 2, Tulloch 2, Fuller 1, Griffin 1, Kearse 1, Marks 1, Thornton 1, (group) 1, Hays 0.5
Titans 32, Opponents 15

TACKLES (Solo-Assists-Total)
 Tulloch 95-37-132, Bulluck 83-35-118, Griffin 62-46-108, Hope 70-25-95, Vanden Bosch 41-45-86, W. Hayes 51-31-82, Harper 69-8-77, Finnegan 57-19-76, Brown 36-25-61, Thornton 46-14-60, J. Haye 29-26-55, Vickerson 24-25-49, Ball 19-19-38, Ford 22-16-38, McRath 25-13-38, Fuller 25-8-33, McCourty 20-10-30, Marks 9-14-23, J. Jones 15-6-21, Hood 14-4-18, Mouton 9-8-17, Allred 6-9-15, Kaesviharn 10-3-13, Kearse 5-6-11, C. Williams 5-2-7, Amato 0-0-0, Keaglar 0-0-0, Nickey 0-0-0
Team Totals: 847-454-1,301

USUAL STARTING LINEUP

OFFENSE
 WR Nate Washington (85)
 LT Michael Roos (71)
 LG Eugene Amano (54)
C Kevin Mawae (68)
 RG Jake Scott (73)
 RT David Stewart (76)
 TE Bo Scaife (80)/Alge Crumpler (83)
 WR Justin Gage (12)
 FB Ahmard Hall (45)
QB Vince Young (10)
RB Chris Johnson (28)

DEFENSE
 LE William Hayes (95)
 LT Jovan Haye (75)
 RT Tony Brown (97)
RE Kyle Vanden Bosch (93)
 LLB David Thornton (50)
 MLB Stephen Tulloch (55)
 RLB Keith Bulluck (53)
 LCB Nick Harper (20)
 RCB Cortland Finnegan (31)
 SS Chris Hope (24)
 FS Michael Griffin (33)

SPECIALISTS

K Rob Bironas (2)
 P Brett Kern (6)

Pro Bowl

All-Pro

GM: Mike Reinfeldt; **Head Coach:** Jeff Fisher

Asst. Coaches: Mike Heimerdinger (off. coord.), Chuck Cecil (def. coord.), Dave McGinnis (asst. head coach/LB), Steve Watterson (asst. head coach/strength & conditioning), Earnest Byner (RB), Marty Galbraith (ST asst.), Fred Graves (WR), Tim Hauck (asst. secondary), Craig Johnson (QB), Dowell Loggains (off. qual. ctl.), Alan Lowry (ST), Mike Munchak (OL), Marcus Robertson (secondary), Rayna Stewart (def. asst./qual. ctl.), Jim Washburn (DL), Richie Wessman (off. asst.), John Zernhelt (TE)

AMERICAN FOOTBALL CONFERENCE STANDINGS

AFC EAST	W	L	T	Pct
New England	10	6	0	.625
* N.Y. Jets	9	7	0	.563
Miami	7	9	0	.438
Buffalo	6	10	0	.375
AFC NORTH	W	L	T	Pct
Cincinnati	10	6	0	.625
* Baltimore	9	7	0	.563
Pittsburgh	9	7	0	.563
Cleveland	5	11	0	.313
AFC SOUTH	W	L	T	Pct
Indianapolis	14	2	0	.875
Houston	9	7	0	.563
Tennessee	8	8	0	.500
Jacksonville	7	9	0	.438
AFC WEST	W	L	T	Pct
San Diego	13	3	0	.813
Denver	8	8	0	.500
Oakland	5	11	0	.313
Kansas City	4	12	0	.250

NATIONAL FOOTBALL CONFERENCE STANDINGS

NFC EAST	W	L	T	Pct
Dallas	11	5	0	.688
* Philadelphia	11	5	0	.688
N.Y. Giants	8	8	0	.500
Washington	4	12	0	.250
NFC NORTH	W	L	T	Pct
Minnesota	12	4	0	.813
* Green Bay	11	5	0	.688
Chicago	7	9	0	.438
Detroit	2	14	0	.125
NFC SOUTH	W	L	T	Pct
New Orleans	13	3	0	.813
Atlanta	9	7	0	.563
Carolina	8	8	0	.500
Tampa Bay	3	13	0	.188
NFC WEST	W	L	T	Pct
Arizona	10	6	0	.625
San Francisco	8	8	0	.500
Seattle	5	11	0	.313
St. Louis	1	15	0	.063

2008 SEASON (13-3 REGULAR SEASON, 0-1 PLAYOFFS) • 1ST PLACE AFC SOUTH

DATE	OPPONENT	SCORE	W/L	ATT
Sep. 7	JACKSONVILLE	17-10	W	69,143
Sep. 14	at Cincinnati	24-7	W	65,540
Sep. 21	HOUSTON	31-12	W	69,143
Sep. 28	MINNESOTA	30-17	W	69,143
Oct. 5	at Baltimore	13-10	W	71,131
Oct. 12	BYE			
Oct. 19	at Kansas City	34-10	W	74,200
Oct. 27	INDIANAPOLIS	31-21	W	69,143
Nov. 2	GREEN BAY	19-16*	W	69,143
Nov. 9	at Chicago	21-14	W	62,124
Nov. 16	at Jacksonville	24-14	W	65,258
Nov. 23	NY JETS	13-34	L	69,143
Nov. 27	at Detroit	47-10	W	60,112
Dec. 7	CLEVELAND	28-9	W	69,143
Dec. 14	at Houston	12-13	L	70,831
Dec. 21	PITTSBURGH	31-14	W	69,143
Dec. 28	at Indianapolis	0-23	L	66,721
Jan. 10	BALTIMORE	10-13	L	69,143

* Overtime

	TITANS	OPP
Total First Downs	268	276
Rushing	108	81
Passing	143	166
Penalty	17	29
3rd Down: Made/Att	78/216	79/226
3rd Down Pct.	36.1	35.0
4th Down: Made/Att	5/11	8/18
4th Down Pct.	45.5	44.4
Possession Avg.	29:09	30:51
Total Net Yards	5018	4698
Avg. Per Game	313.6	293.6
Total Plays	973	1022
Avg. Per Play	5.2	4.6
Net Yards Rushing	2199	1502
Avg. Per Game	137.4	93.9
Total Rushes	508	403
Avg. Per Play	4.3	3.7
Net Yards Passing	2819	3196
Avg. Per Game	176.2	199.8
Sacked/Yards Lost	12/83	44/262
Gross Yards	2902	3458
Att./Comp.	453/265	575/342
Completion Pct.	58.5	59.5
Had Intercepted	9	20
Punts/Average	87/42.8	87/42.3
Net Punting Avg.	36.5	36.2
Penalties/Yards	108/855	93/750
Fumbles/Ball Lost	18/8	28/11
Touchdowns	41	25
Rushing	24	12
Passing	13	12
Returns	4	1

BY PERIODS	1	2	3	4	OT	PTS
Titans	63	119	67	123	3	375
Opponents	49	87	34	64	0	234

SCORING	TD	RU	PA	RT	PAT	FG	S	TP
Bironas	0	0	0	0	40/40	29/33	0	127
White	15	15	0	0	0/0	0/0	0	90
Johnson	10	9	1	0	0/0	0/0	0	60
Gage	6	0	6	0	0/0	0/0	0	36
Hall	2	0	2	0	0/0	0/0	0	14
Scaife	2	0	2	0	0/0	0/0	0	12
Griffi	1	0	2	1	0/0	0/0	0	6
Ball	1	0	0	1	0/0	0/0	0	6
Jones	1	0	1	0	0/0	0/0	0	6
Finnegan	1	0	0	1	0/0	0/0	0	6
Bulluck	1	0	0	1	0/0	0/0	0	6
Crumpler	1	0	1	0	0/0	0/0	0	6
Titans	41	24	13	4	40/40	29/33	0	375
Opponents	25	12	12	1	24/24	20/30	0	234

2-point conversions: Hall, Titans 1-1, Opponents 0-1

FUM/Lost: Collins 5/1, Carr 2/0, McCareins 2/2, Young 2/0, Crumpler 1/0, Hall 1/1, Henrich 1/1, C. Johnson 1/1, Mawae 1/1, Scaife 1/0, White 1/1

RUSHING	No	Yds	Avg	Lg	TD
Johnson	251	1228	4.9	66t	9
White	200	773	3.9	80t	15
Ganther	9	61	6.8	22	0
Collins	25	49	2.0	17	0
Jones	2	35	17.5	28	0
Young	8	27	3.4	8	0
Hall	8	21	2.6	6	0
McCareins	2	8	4.0	4	0

PASSING	Att	Cmp	Pct	Yards	Yds/Att	TD	Int	Lg	Sk/Yds	Rating
K.Collins	415	242	58.3	2676	6.4	12	7	56t	8/60	80.2
V.Young	36	22	61.1	219	6.1	1	2	54	3/13	64.5
C.Simms	2	1	50.0	7	3.5	0	0	7	1/10	78.8
Titans	453	265	58.5	2902	6.4	13	9	56t	12/83	78.8
Opponents	575	342	59.5	3458	6.0	12	20	65	44/262	69.2

Henry	1	3	3.0	3	0
Henrich	2	-6	-3.0	0	0
Titans	508	2199	4.3	80t	24
Opponents	403	1502	3.7	61t	12

RECEIVING	No	Yds	Avg	Lg	TD
Scaife	58	561	9.7	44	2
Johnson	43	260	6.0	25	1
Jones	41	449	11.0	40	1
Gage	34	651	19.1	56t	6
McCareins	30	412	13.7	37	0
Crumpler	24	257	10.7	28	1
Hall	13	138	10.6	54	2
Hawkins	7	68	9.7	19	0
Ganther	6	43	7.2	15	0
White	5	16	3.2	7	0
Davis	2	31	15.5	21	0
Stevens	1	9	9.0	9	0
Williams	1	7	7.0	7	0
Titans	265	2902	11.0	56t	13
Opponents	342	3458	10.1	65	12

INTERCEPTIONS	No	Yds	Avg	Lg	TD
Griffi	7	172	24.6	83t	1
Finnegan	5	100	20.0	99t	1
Hope	4	53	13.3	39	0
Harper	2	11	5.5	15.0	0
Ball	1	15	15.0	15t	1
Carr	1	0	0.0	0	0
Titans	20	351	17.6	99t	3
Opponents	9	88	9.8	33	0

PUNTING	No	Yds	Avg	Net	TB	In	Lg	B
Henrich	87	3725	42.8	36.5	13	27	75	0
Titans	87	3725	42.8	36.5	13	27	75	0
Opponents	87	3676	42.3	36.2	10	28	66	1

PUNT RETURNS	No	FC	Yds	Avg	Lg	TD
Carr	32	20	323	10.1	44	0
Davis	2	1	6	3.0	9	0
Titans	34	21	329	9.7	44	0
Opponents	32	20	290	9.1	34	0

KICKOFF RETURNS	No	Yds	Avg	Lg	TD
Carr	35	984	28.1	52	0
Hawkins	7	130	18.6	23	0
Davis	4	119	29.8	33	0
Griffi	2	32	16.0	28	0
Hall	2	21	10.5	13	0
Johnson	1	17	17.0	17	0
Stevens	1	16	16.0	16	0
Titans	52	1319	25.4	52	0
Opponents	61	1524	25.0	59	0

FIELD GOALS	1-19	20-29	30-39	40-49	50+
Bironas	0-0	6-6	7-7	15-19	1-1
Titans	0-0	6-6	7-7	15-19	1-1
Opponents	0-0	9-10	6-10	4-8	1-2

Bironas/Titans: (47G) (34G) (44G) (20G, 32G, 49G) (35G, 26G) (49G, 46G) (34G, 44G, 43N, 48G) (31G, 25G, 22G, 47N, 41G) (49N) (32G) (43G, 49G) (49G, 41G, 45G, 43G) () (26G, 23G, 51G, 34G,) (42G) (48N)
 Opponents: (37N,27G) (37N) (44G, 24G) (42G, 48N) (38G, 45N) (39N, 50N, 26G) () (23G, 25G, 38G) (48B) () (20G, 30G) (53G) (47G, 41G, 44N, 39G) (32G, 26N, 24G) (33N) (28G, 21G, 38G)

SACKS
 Haynesworth 8.5, Ford 7, J. Jones 5, Ball 4.5, Vanden Bosch 4.5, Brown 4, Kearse 3.5, Vickerson 1.5, Finnegan 1, Griffin 1, Hayes 1, Hope 1, Tulloch 1, Bulluck 0.5
 Titans 44, Opponents 12

TACKLES (Solo-Assists-Total)
 Bulluck 83-37-120, Tulloch 62-36-98, Hope 71-22-93, Thornton 63-30-93, Griffin 49-32-81, Harper 70-10-80, Finnegan 61-18-79, Haynesworth 45-30-75, Brown 41-32-73, Ball 22-29-51, Jones 28-21-49, Kearse 35-13-48, Vanden Bosch 16-30-46, Ford 27-18-45, Fuller 35-8-43, Carr 24-9-33, Fowler 14-13-27, Vickerson 10-13-23, Hayes 13-8-21, King 9-1-10, Allred 7-1-8, Nickcy 3-3-6, Keglal 3-2-5, Stamer 1-1-2, Amato 0-0-0, Gordon 0-0-0, Hill 0-0-0, Williams 0-0-0
 Team Totals: 792-417-1209

USUAL STARTING LINEUP

OFFENSE

WR Justin McCareins (19)
LT Michael Roos (71)
 LG Eugene Amano (54)
C Kevin Mawae (68)
 RG Jake Scott (73)
 RT David Stewart (76)
 TE Alge Crumpler (83)
 WR Justin Gage (12)
 FB Ahmad Hall (45)
QB Kerry Collins (5)
RB Chris Johnson (28)

DEFENSE

LE Jevon Kearse (90)
 LT Tony Brown (97)
RT Albert Haynesworth (92)
 RE Kyle Vanden Bosch (93)
 LLB David Thornton (50)
 MLB Stephen Tulloch (55)
 RLB Keith Bulluck (53)
 LCB Nick Harper (20)
RCB Cortland Finnegan (31)
SS Chris Hope (24)
FS Michael Griffin (33)

SPECIALISTS

K Rob Bironas (2)
 P Craig Henrich (15)

Pro Bowl

All-Pro

GM: Mike Reinfeldt; **Head Coach:** Jeff Fisher
Asst. Coaches: Mike Heimerdinger (off. coord.), Jim Schwartz (def. coord.), Dave McGinnis (asst. head coach/LB), Bart Andrus (off. asst.), Matt Burke (def. asst./qual. ct.), Earnest Byner (RB), Chuck Cecil (DB), Marty Galbraith (ST asst.), Fred Graves (WR), Craig Johnson (QB), Dowell Loggains (off. qual. ct.), Alan Lowry (ST), Mike Munchak (OL), Marcus Robertson (asst. secondary), Jim Washburn (DL), Steve Watterson (asst. head coach/strength & conditioning), John Zernhelt (TE)

AMERICAN FOOTBALL CONFERENCE STANDINGS

AFC EAST	W	L	T	Pct
Miami	11	5	0	.688
New England	11	5	0	.688
N.Y. Jets	9	7	0	.563
Buffalo	7	9	0	.438
AFC NORTH	W	L	T	Pct
Pittsburgh	12	4	0	.750
* Baltimore	11	5	0	.688
Cincinnati	4	11	0	.281
Cleveland	4	12	0	.250
AFC SOUTH	W	L	T	Pct
Tennessee	13	3	0	.813
* Indianapolis	12	4	0	.750
Houston	8	8	0	.500
Jacksonville	5	11	0	.313
AFC WEST	W	L	T	Pct
San Diego	8	8	0	.500
Denver	8	8	0	.500
Oakland	5	11	0	.313
Kansas City	2	14	0	.125

NATIONAL FOOTBALL CONFERENCE STANDINGS

NFC EAST	W	L	T	Pct
----------	---	---	---	-----

2007 SEASON (10-6 REGULAR SEASON, 0-1 PLAYOFFS) • 3RD PLACE AFC SOUTH

DATE	OPPONENT	SCORE	W/L	ATT
Sep. 9	at Jacksonville	13-10	W	65,437
Sep. 16	INDIANAPOLIS	20-22	L	69,143
Sep. 24	at New Orleans	31-14	W	70,002
Sep. 30	BYE			
Oct. 7	ATLANTA	20-13	W	69,143
Oct. 14	at Tampa Bay	10-13	L	65,347
Oct. 21	at Houston	38-36	W	70,734
Oct. 28	OAKLAND	13-9	W	69,143
Nov. 4	CAROLINA	20-7	W	69,143
Nov. 11	JACKSONVILLE	13-28	L	69,143
Nov. 19	at Denver	20-34	L	76,590
Nov. 25	at Cincinnati	6-35	L	65,489
Dec. 2	HOUSTON	28-20	W	69,143
Dec. 9	SAN DIEGO	17-23*	L	69,143
Dec. 16	at Kansas City	26-17	W	74,976
Dec. 23	N.Y. JETS	10-6	W	69,143
Dec. 30	at Indianapolis	16-10	W	57,202
Jan. 6	at San Diego	6-17	L	65,640

* Overtime

	TITANS	OPP
Total First Downs	306	268
Rushing	118	80
Passing	171	165
Penalty	17	23
3rd Down: Made/Att	89/217	97/230
3rd Down Pct.	41.0	42.2
4th Down: Made/Att	2/11	8/16
4th Down Pct.	18.2	50.0
Possession Avg.	31:38	28:22
Total Net Yards	4987	4665
Avg. Per Game	311.7	291.6
Total Plays	1037	978
Avg. Per Play	4.8	4.8
Net Yards Rushing	2109	1478
Avg. Per Game	131.8	92.4
Total Rushes	543	369
Avg. Per Play	3.9	4.0
Net Yards Passing	2878	3187
Avg. Per Game	179.9	199.2
Sacked/Yards Lost	30/199	40/241
Gross Yards	3077	3428
Att./Comp.	464/288	569/349
Completion Pct.	62.1	61.3
Had Intercepted	17	22
Punts/Average	73/41.9	81/44.6
Net Punting Avg.	36.5	37.6
Penalties/Yards	101/773	90/745
Fumbles/Ball Lost	32/17	26/12
Touchdowns	28	35
Rushing	17	11
Passing	9	21
Returns	2	3

BY PERIODS	1	2	3	4	OT	PTS
Titans	59	64	98	80	0	301
Opponents	65	78	64	84	6	297

SCORING	TD	RU	PA	RT	PAT	FG	S	TP
Bironas	0	0	0	0	28/28	35/39	0	133
White	7	7	0	0	0/0	0/0	0	42
C.Brown	5	5	0	0	0/0	0/0	0	30
R.Williams	4	0	4	0	0/0	0/0	0	24
Young	3	3	0	0	0/0	0/0	0	18
Henry	2	2	0	0	0/0	0/0	0	12
Jones	2	0	2	0	0/0	0/0	0	12
Fuller	2	0	0	2	0/0	0/0	0	12
Gage	2	0	2	0	0/0	0/0	0	12
Scaife	1	0	1	0	0/0	0/0	0	6
Titans	28	17	9	2	28/28	35/39	0	301
Opponents	35	11	21	3	31/33	18/25	0	297

2-point conversions: Titans 0-0, Opponents 1-1

FUM/LOST: Young 10/3, Davis 6/3, White 5/5, Mawae 2/1, Scaife 2/2, Bell 1/1, C. Brown 1/1, Bulluck 1/0, Collins 1/1, Gage 1/0, Griffin 1/0, B. Jones 1/0, M. Williams (LG) 1/

RUSHING	No	Yds	Avg	Lg	TD
White	303	1110	3.7	28	7
C.Brown	102	462	4.5	42	5
Young	93	395	4.2	21	3
Henry	31	119	3.8	24t	2
Jones	2	37	18.5	19	0
Davis	2	19	9.5	14	0
Hall	1	8	8.0	8	0
Barclay	1	3	3.0	3	0
Troupe	1	-1	-1.0	-1	0
Collins	3	-3	-1.0	-1	0
Hentrich	1	-8	-8.0	-8	0

PASSING	Att	Cmp	Pct	Yards	Yds/Att	TD	Int	Lg	Sk/Yds	Rating
Young	382	238	62.3	2546	6.7	9	17	73	25/157	71.1
Collins	82	50	61.0	531	6.5	0	0	46	5/42	79.9
Titans	464	268	62.1	3077	6.6	9	17	73	30/199	72.6
Opponents	569	349	61.3	3428	6.0	21	22	69t	40/241	74.5

Bell	1	-15	-15.0	-15	0
R.Williams	2	-17	-8.5	-6	0
Titans	543	2109	3.9	42	17
Opponents	369	1478	4.0	62t	11

RECEIVING	No	Yds	Avg	Lg	TD
Gage	55	750	13.6	73	2
R.Williams	55	719	13.1	48	4
Scaife	46	421	9.2	26	1
Moulds	32	342	10.7	46	0
Jones	21	248	11.8	35t	2
White	20	114	5.7	15	0
C.Brown	19	128	6.7	16	0
Hartstock	12	138	11.5	27	0
Hall	9	60	6.7	11	0
Henry	6	53	8.8	18	0
Troupe	5	47	9.4	13	0
Davis	5	38	7.6	13	0
Barclay	2	13	6.5	7	0
Ealy	1	6	6.0	6	0
Titans	288	3077	10.7	73	9
Opponents	349	3428	9.8	69t	21

INTERCEPTIONS	No	Yds	Avg	Lg	TD
Bulluck	5	63	12.6	35	0
Harper	3	62	20.7	32	0
Griffi	3	3	1.0	3	0
Fuller	2	137	68.5	76t	2
Hope	2	45	22.5	45	0
Lowry	2	18	9.0	17	0
Thornton	2	16	8.0	11	0
Finnegan	1	14	14.0	14	0
Hill	1	0	0.0	0	0
LaBoy	1	0	0.0	0	0
Titans	22	358	16.3	76t	2
Opponents	17	116	6.8	23	0

PUNTING	No	Yds	Avg	Net	TB	In	Lg	B
Hentrich	70	2939	42.0	36.5	6	24	66	0
Miller	3	121	40.3	37.0	0	1	52	0
Titans	73	3060	41.9	36.5	6	25	66	0
Opponents	81	3615	44.6	37.6	10	23	70	0

PUNT RETURNS	No	FC	Yds	Avg	Lg	TD
Davis	31	12	293	9.5	39	0
Jones	6	0	29	4.8	13	0
Barclay	3	1	34	11.3	19	0
Finnegan	2	3	11	5.5	9	0
Titans	42	16	367	8.7	39	0
Opponents	31	16	274	8.8	80t	1

KICKOFF RETURNS	No	Yds	Avg	Lg	TD
Griffi	18	422	23.4	48	0
Barclay	14	304	21.7	37	0
Henry	13	272	20.9	46	0
Davis	2	37	18.5	19	0
Troupe	2	21	10.5	12	0
Lowry	1	15	15.0	15	0
Hartsock	1	14	14.0	14	0
Cramer	1	13	13.0	13	0
Titans	52	1098	21.1	48	0
Opponents	58	1404	24.2	76	0

FIELD GOALS	1-19	20-29	30-39	40-49	50+
Bironas	0-0	10-12	12-12	9-10	4-5
Titans	0-0	10-12	12-12	9-10	4-5
Opponents	0-0	7-8	5-6	3-5	3-6

Bironas/Titans: (20G, 31G), (30G, 36G), (33G, 27N), (30G, 40G, 47N), (48G), (52G, 25G, 21G, 30G, 28G, 43G, 29G, 29G), (35G, 23G), (47G, 53G), (36G, 49G), (56G, 37G), (28G, 23G), (53N), (44G, 29N), (37G, 37G, 40G, 25G), (46G) (40G, 54G, 33G)

Opponents: (22G), (22G, 39G, 20G, 36N), (32G, 53N, 28G, 48N, 50N), (23G, 43G), (50G, 43G, 54G), (40N), (21G, 39G), (26N), (45G, 50G), (20G), (36G), (51N), (37G)

SACKS
Vanden Bosch 12.0, Odom 8.0, Haynesworth 6.0, LaBoy 6.0, T.Brown 4.0, Finnegan 1.0, Fuller 1.0, Nickey 1.0, Thornton 1.0
Titans 40.0, Opponents 30.0

TACKLES (Solo-Assists-Total)
Thornton 97-43-140, Vanden Bosch 65-50-115, Bulluck 75-34-109, Finnegan 84-25-109, T.Brown 46-37-83, Harper 75-5-80, Fowler 42-31-73, Haynesworth 41-28-69, Hope 39-21-60, Lowry 41-20-61, Griffin 34-15-49, Odom 24-20-44, Starks 21-18-39, Tulloch 28-8-36, Fuller 27-8-35, LaBoy 15-5-20, Hill 13-1-14, Fisher 5-4-9, Veal 4-4-8, King 5-2-7, Conover 2-2-4, Herndon 3-0-3, Vickerson 2-1-3, Gardner 1-0-1, Nickey 1-0-1, Simon 0-1-1, Amato 0-0-0, Mahelona 0-0-0, Woods 0-0-0
Team Totals: 790-383-1173

USUAL STARTING LINEUP

OFFENSE
WR Roydell Williams (86)
LT Michael Roos (71)
LG Jacob Bell (60)
C Kevin Mawae (68)
RG Benji Olson (75)
RT David Stewart (76)
TE Bo Scaife (80)
WR Justin Gage (12)
TE Ben Hartsock (88)
QB Vince Young (10)
RB LenDale White (25)

DEFENSE
LE Antwan Odom (98)
LT Tony Brown (97)
RT Albert Haynesworth (92)
RE Kyle Vanden Bosch (93)
LLB David Thornton (50)
MLB Ryan Fowler (52)
RLB Keith Bulluck (53)
LCB Nick Harper (20)
RCB Cortland Finnegan (31)
SS Chris Hope (24)
FS Michael Griffin (33)

SPECIALISTS
K Rob Bironas (2)
P Craig Hentrich (15)

Pro Bowl
All-Pro

GM: Mike Reinfeldt; **Head Coach:** Jeff Fisher
Asst. Coaches: Norm Chow (off. coord.), Jim Schwartz (def. coord.), Dave McGinnis (Asst. head coach/LB), Sherman Smith (Asst. head coach/RB), Matt Burke (def. asst.), Chuck Cecil (DB), Marty Galbraith (ST asst.), Fred Graves (WR), Craig Johnson (QB), Alan Lowry (ST), Mike Munchak (OL), Marcus Robertson (Asst. Secondary), Jim Washburn (DL), Steve Watterson (strength & rehab.), John Zernhelt (TE)

AMERICAN FOOTBALL CONFERENCE STANDINGS

AFC EAST	W	L	T	Pct
New England	16	0	0	1.000
Buffalo	7	9	0	.438
N.Y. Jets	4	12	0	.259
Miami	1	15	0	.063
AFC NORTH	W	L	T	Pct
Pittsburgh	10	6	0	.625
Cleveland	10	6	0	.625
Cincinnati	7	9	0	.438
Baltimore	5	11	0	.313
AFC SOUTH	W	L	T	Pct
Indianapolis	13	3	0	.813
* Jacksonville	11	5	0	.688
* Tennessee	10	6	0	.625
Houston	8	8	0	.500
AFC WEST	W	L	T	Pct
San Diego	11	5	0	.688
Denver	7	9	0	.438
Kansas City	4	12	0	.250
Oakland	4	12	0	.250

NATIONAL FOOTBALL CONFERENCE STANDINGS

NFC EAST	W	L	T	Pct
Dallas	13	3	0	.667
* N.Y. Giants	10	6	0	.625
* Washington	9	7	0	.563
Philadelphia	8	8	0	.500
NFC NORTH	W	L	T	Pct
Green Bay	13	3	0	.813
Minnesota	8	8	0	.500
Detroit	7	9	0	.438
Chicago	7	9	0	.438
NFC SOUTH	W	L	T	Pct
Tampa Bay	9	7	0	.563
Carolina	7	9	0	.438
New Orleans	7	9	0	.438
Atlanta	4	12	0	.250
NFC WEST	W	L	T	Pct
Seattle	10	6	0	.625
Arizona	8	8	0	.500
San Francisco	5	11	0	.313
St. Louis	3	13	0	.188

* Wild Card for Playoffs

2006 SEASON (8-8 REGULAR SEASON, 0-0 PLAYOFFS) • 2ND PLACE AFC SOUTH

DATE	OPPONENT	SCORE	W/L	ATT
Sep. 10	N.Y. JETS	16-23	L	69,143
Sep. 17	at San Diego	7-40	L	64,344
Sep. 24	at Miami	10-13	L	72,733
Oct. 1	DALLAS	14-45	L	69,143
Oct. 8	at Indianapolis	13-14	L	57,021
Oct. 15	at Washington	25-22	W	88,550
Oct. 22	BYE			
Oct. 29	HOUSTON	28-22	W	69,143
Nov. 5	at Jacksonville	7-37	L	66,524
Nov. 12	BALTIMORE	26-27	L	69,143
Nov. 19	at Philadelphia	31-13	W	69,232
Nov. 26	N.Y. GIANTS	24-21	W	69,143
Dec. 3	INDIANAPOLIS	20-17	W	69,143
Dec. 10	at Houston	26-20*	W	70,760
Dec. 17	JACKSONVILLE	24-17	W	69,143
Dec. 24	at Buffalo	30-29	W	54,765
Dec. 31	NEW ENGLAND	23-40	L	69,143

* Overtime

	TITANS	OPP
Total First Downs	261	329
Rushing	105	121
Passing	133	181
Penalty	23	27
3rd Down: Made/Att	67/205	90/221
3rd Down Pct.	32.7	40.7
4th Down: Made/Att	7/17	10/17
4th Down Pct.	41.2	58.8
Possession Avg.	27:17	32:43
Total Net Yards	4810	5915
Avg. Per Game	300.6	369.7
Total Plays	945	1062
Avg. Per Play	5.1	5.6
Net Yards Rushing	2214	2313
Avg. Per Game	138.4	144.6
Total Rushes	469	506
Avg. Per Play	4.7	4.6
Net Yards Passing	2596	3602
Avg. Per Game	162.3	225.1
Sacked/Yards Lost	29/152	26/148
Gross Yards	2748	3750
Att./Comp.	447/226	530/335
Completion Pct.	50.6	63.2
Had Intercepted	19	17
Punts/Average	88/42.7	68/42.5
Net Punting Avg.	37.3	34.4
Penalties/Yards	94/803	102/906
Fumbles/Ball Lost	29/7	19/11
Touchdowns	36	46
Rushing	15	20
Passing	13	24
Returns	8	2

BY PERIODS	1	2	3	4	OT	PTS
Titans	52	87	81	98	6	324
Opponents	84	116	85	115	0	400

SCORING	TD	RU	PA	RT	PAT	FG	S	TP
Bironas	0	0	0	0	32/32	22/28	0	98
Henry	7	7	0	0	0/0	0/0	0	44
Young	7	7	0	0	0/0	0/0	0	44
A.Jones	4	0	0	4	0/0	0/0	0	24
B.Jones	4	0	4	0	0/0	0/0	0	24
Bennett	3	0	3	0	0/0	0/0	0	20
Scaife	3	1	2	0	0/0	0/0	0	18
Troupe	2	0	2	0	0/0	0/0	0	12
Wade	2	0	2	0	0/0	0/0	0	12
T.Brown	1	0	0	1	0/0	0/0	0	6
Bulluck	1	0	0	1	0/0	0/0	0	6
Hope	1	0	0	1	0/0	0/0	0	6
Finnegan	1	0	0	1	0/0	0/0	0	6
Titans	36	15	13	8	32/32	22/28	2	324
Opponents	46	20	24	2	41/44	27/33	0	400

2-point conversions: Bennett, Henry, Young,
Titans 3-3, Opponents 1-2

RUSHING	No	Yds	Avg	Lg	TD
Henry	270	1211	4.5	70t	7
Young	83	552	6.7	39t	7
White	61	244	4.0	26	0
C.Brown	41	156	3.8	21	0
Hall	7	21	3.0	11	0
Scaife	1	13	13.0	13t	1
A.Jones	2	8	4.0	7	0
Roby	1	3	3.0	3	0

PASSING	Att	Cmp	Pct	Yards	Yds/Att	TD	Int	Lg	Sk/Yds	Rating
Young	357	184	51.5	2199	6.2	12	13	53	25/129	66.7
Collins	90	42	46.7	549	6.1	1	6	36	4/23	42.3
Titans	447	226	50.6	2748	6.1	13	19	53	29/152	61.8
Opponents	530	335	63.2	3750	7.1	24	17	68t	26/148	86.0

B.Jones	1	3	3.0	3	0
Givens	1	3	3.0	3	0
Nickey	1	0	0.0	0	0
Titans	469	2214	4.7	70t	15
Opponents	506	2313	4.6	73	20

RECEIVING	No	Yds	Avg	Lg	TD
Bennett	46	737	16.0	39	3
Wade	33	461	14.0	25	2
Scaife	29	370	12.8	34	2
B.Jones	27	384	14.2	53	4
Henry	18	78	4.3	12	0
Hall	15	138	9.2	28	0
White	14	60	4.3	13	0
Troupe	13	150	11.5	32	2
R.Williams	8	121	15.1	20	0
Givens	8	104	13.0	27	0
Hartscock	6	68	11.3	23	0
A.Jones	2	31	15.5	17	0
Roby	2	28	14.0	21	0
Cramer	2	8	4.0	6	0
C.Brown	2	4	2.0	4	0
Wallace	1	6	6.0	6	0
Titans	226	2748	12.2	53	13
Opponents	335	3750	11.2	68t	24

INTERCEPTIONS	No	Yds	Avg	Lg	TD
Hope	5	105	21.0	61t	1
A.Jones	4	130	32.5	83t	1
Thompson	3	14	4.7	11	0
Hill	2	20	10.0	11	0
Sirmon	1	13	13.0	13	0
Bulluck	1	0	0.0	0	0
Tulloch	1	0	0.0	0	0
Titans	17	282	16.6	83t	2
Opponents	19	250	13.2	55t	2

PUNTING	No	Yds	Avg	Net	TB	In	Lg	B
Henrich	88	3760	42.7	37.3	10	32	73	0
Titans	88	3760	42.7	37.3	10	32	73	0
Opponents	68	2888	42.5	34.4	4	18	61	1

PUNT RETURNS	No	FC	Yds	Avg	Lg	TD
A.Jones	34	3	440	12.9	90t	3
Wade	3	3	27	9.0	18	0
Titans	37	6	467	12.6	90t	3
Opponents	33	24	278	8.4	39	0

KICKOFF RETURNS	No	Yds	Avg	Lg	TD
Wade	50	1194	23.9	48	0
A.Jones	20	521	26.1	70	0
Scaife	4	64	16.0	18	0
Cramer	3	37	12.3	21	0
White	1	14	14.0	14	0
Hartscock	1	5	5.0	5	0
Titans	79	1835	23.2	70	0
Opponents	58	1263	21.8	52	0

FIELD GOALS	1-19	20-29	30-39	40-49	50+
Bironas	0-0	10-11	7-7	4-8	1-2
Titans	0-0	10-11	7-7	4-8	1-2
Opponents	1-1	10-11	6-10	10-10	0-1

Bironas/Titans: () () (51N, 22G) (33G, 39G) (22G, 47G) (32G, 26G, 30G) () () (21G, 41N, 43B) (36G) (48N, 49G) (25G, 60G) (41G, 33G) (44N, 27G) (42G, 20G, 30G) (25G, 23N, 27G, 27G)
Opponents: (18G, 34N, 30N) (28G, 31G, 35G, 44G) (40G, 30N, 39G) (26N, 43G) () () (27G) (47G, 21G, 39G) (27G, 40G) (42G, 38G) () (53N, 20G) (49G, 46G) (43G) (21G, 36G, 45G, 21G, 24G) (28G, 26G, 33N)

SACKS
 Vanden Bosch 6.5, LaBoy 3.5, Starks 3.0, Bulluck 2.5, Haynesworth 2.0, Finnegan 2.0, T.Brown 1.5, Mahelona 1.0, A.Jones 1.0, Bockwoldt 1.0, Odom 0.5, Smith 0.5, Sirmon 0.5, Tulloch 0.5
Titans 26.0, Opponents 29.0

TACKLES (Solo-Assists-Total)
 Bulluck 107-54-161, Hope 99-29-128, Thornton 93-29-122, Vanden Bosch 67-51-118, Sirmon 67-38-105, Thompson 58-19-77, Smith 43-33-76, P.Jones 54-13-67, Hill 41-18-59, Haynesworth 34-25-59, Finnegan 47-10-57, LaBoy 31-26-57, Starks 36-20-56, T. Brown 33-18-51, Tulloch 23-14-37, Conover 12-9-21, Mahelona 12-9-21, Fuller 11-4-15, Odom 9-6-15, Bockwoldt 4-3-7, Scott 2-3-5, Woolfolk 4-0-4, Savage 2-2-4, Amato 2-1-3, Reynolds 2-0-2, Lowry 0-1-1
Team Totals: 893-435-1328

USUAL STARTING LINEUP

OFFENSE

WR Brandon Jones (81)
 LT Michael Roos (71)
 LG Jacob Bell (60)
 C Kevin Mawae (68)
 RG Benji Olson (75)
 RT David Stewart (76)
 TE Bo Scaife (80)
 WR Drew Bennett (83)
 FB Ahmad Hall (45)
QB Vince Young (10)
 RB Travis Henry (20)

DEFENSE

LE Kyle Vanden Bosch (93)
 LT Robaire Smith (98)
 RT Albert Haynesworth (92)
 RE Travis LaBoy (91)
 LLB David Thornton (50)
 MLB Peter Sirmon (59)
 RLB Keith Bulluck (53)
 LCB Reynaldo Hill (21)
 RCB Pacman Jones (32)
 SS Chris Hope (24)
 FS Lamont Thompson (28)

SPECIALISTS

K Rob Bironas (2)
 P Craig Henrich (15)

Pro Bowl

All-Pro

GM: Floyd Reese; **Head Coach:** Jeff Fisher

Asst. Coaches: Norm Chow (off. coord.), Jim Schwartz (def. coord.), Dave McGinnis (Asst. head coach/LB), Sherman Smith (Asst. head coach/RB), Matt Burke (def. asst.), Chuck Cecil (S/nickel), Marty Galbraith (ST asst.), Craig Johnson (QB), Alan Lowry (ST), Mike Munchak (OL), Ray Sherman (WR), Jim Washburn (DL), Steve Watterson (strength & rehab.), Everett Withers (DB), John Zernhelt (TE)

AMERICAN FOOTBALL CONFERENCE STANDINGS

AFC EAST	W	L	T	Pct
New England	12	4	0	.750
* N.Y. Jets	10	6	0	.625
Buffalo	7	9	0	.438
Miami	6	10	0	.375
AFC NORTH	W	L	T	Pct
Baltimore	13	3	0	.812
Cincinnati	8	8	0	.500
Pittsburgh	8	8	0	.500
Cleveland	4	12	0	.250
AFC SOUTH	W	L	T	Pct
Indianapolis	12	4	0	.750
Tennessee	8	8	0	.500
Jacksonville	8	8	0	.500
Houston	6	10	0	.375
AFC WEST	W	L	T	Pct
San Diego	14	2	0	.875
* Kansas City	9	7	0	.562
Denver	9	7	0	.562
Oakland	2	14	0	.125

NATIONAL FOOTBALL CONFERENCE STANDINGS

NFC EAST	W	L	T	Pct
Philadelphia	10	6	0	.625
* Dallas	9	7	0	.562
* N.Y. Giants	8	8	0	.500
Washington	5	11	0	.312
NFC NORTH	W	L	T	Pct
Chicago	13	3	0	.812
Green Bay	8	8	0	.500
Minnesota	6	10	0	.375
Detroit	3	13	0	.188
NFC SOUTH	W	L	T	Pct
New Orleans	10	6	0	.625
Carolina	8	8	0	.500
Atlanta	7	9	0	.438
Tampa Bay	4	12	0	.250
NFC WEST	W	L	T	Pct
Seattle	9	7	0	.562
St. Louis	8	8	0	.500
San Francisco	7	9	0	.438
Arizona	5	11	0	.312

* Wild Card for Playoffs

2005 SEASON (4-12 REGULAR SEASON, 0-0 PLAYOFFS) • 3RD PLACE AFC SOUTH

DATE	OPPONENT	SCORE	W/L	ATT
Sep. 11	at Pittsburgh	7-34	L	62,931
Sep. 18	BALTIMORE	25-10	W	69,149
Sep. 25	at St. Louis	27-31	L	65,835
Oct. 2	INDIANAPOLIS	10-31	L	69,149
Oct. 9	at Houston	34-20	W	70,430
Oct. 16	CINCINNATI	23-31	L	69,149
Oct. 23	at Arizona	10-20	L	39,482
Oct. 30	OAKLAND	25-34	L	69,149
Nov. 6	at Cleveland	14-20	L	72,594
Nov. 13	BYE			
Nov. 20	JACKSONVILLE	28-31	L	69,149
Nov. 27	SAN FRANCISCO	33-22	W	69,149
Dec. 4	at Indianapolis	3-35	L	57,228
Dec. 11	HOUSTON	13-10	W	69,149
Dec. 18	SEATTLE	24-28	L	69,149
Dec. 24	at Miami	10-24	L	72,001
Jan. 1	at Jacksonville	13-40	L	65,485

* Overtime

	TITANS	OPP
Total First Downs	279	294
Rushing	72	89
Passing	191	180
Penalty	16	25
3rd Down: Made/Att	75/218	71/200
3rd Down Pct.	34.4	35.5
4th Down: Made/Att	9/31	7/11
4th Down Pct.	29.0	63.6
Possession Avg.	31:13	28:47
Total Net Yards	5122	5110
Avg. Per Game	320.1	319.4
Total Plays	1022	960
Avg. Per Play	5.0	5.3
Net Yards Rushing	1525	1894
Avg. Per Game	95.3	118.4
Total Rushes	397	449
Avg. Per Play	3.8	4.2
Net Yards Passing	3597	3216
Avg. Per Game	224.8	201.0
Sacked/Yards Lost	31/200	41/246
Gross Yards	3797	3462
Att./Comp.	594/358	470/296
Completion Pct.	60.3	63.0
Had Intercepted	14	9
Punts/Average	78/43.2	85/44.1
Net Punting Avg.	78/37.8	85/37.5
Penalties/Yards	125/1002	95/718
Fumbles/Ball Lost	27/12	20/11
Touchdowns	33	51
Rushing	8	12
Passing	20	33
Returns	5	6

BY PERIODS	1	2	3	4	OT	PTS
Titans	50	88	83	78	0	299
Opponents	79	132	108	102	0	421

SCORING	TD	RU	PA	RT	PAT	FG	S	TP
Bironas	0	0	0	0	30/32	23/29	0	99
Brown	7	5	2	0	0	0	0	42
Bennett	4	0	4	0	0	0	0	24
Troupe	4	0	4	0	0	0	0	24
B. Jones	2	0	2	0	0	0	0	12
Kinney	2	0	2	0	0	0	0	12
Odom	2	0	0	2	0	0	0	12
Payton	2	2	0	0	0	0	0	12
Scaife	2	0	2	0	0	0	0	12
R. Williams	2	0	2	0	0	0	0	12
Fleming	1	0	1	0	0	0	0	6
Hill	1	0	0	1	0	0	0	6
P. Jones	1	0	0	1	0	0	0	6
Kassell	1	0	0	1	0	0	0	6
McNair	1	1	0	0	0	0	0	6
Roby	1	0	1	0	0	0	0	6
Wade LG	1	0	0	1	0	0	0	6
Reynolds	0	0	0	0	0	1	2	
Titans	33	8	20	5	30/32	23/29	1	299
Opponents	51	12	33	6	48/49	21/27	0	421

2-point conversions: Titans 0-1, Opponents 2-2

RUSHING	No	Yds	Avg	Lg	TD
Brown	224	851	3.8	38t	5
Henry	88	335	3.8	29	0
McNair	32	139	4.3	19	1
Payton	33	105	3.2	15	2
Mauck	7	39	5.6	12	0
Nash	6	32	5.3	8	0

PASSING	Att	Cmp	Pct	Yards	Yds/Att	TD	Int	Lg	Sk/Yds	Rating
McNair	476	292	61.3	3161	6.64	16	11	57	20/134	82.4
Volek	88	50	56.8	474	5.39	4	2	55t	9/45	77.6
Mauck	27	15	55.6	136	5.04	0	1	17	1/8	53.9
Hentrich	2	1	50.0	26	13.0	0	0	26	0/0	95.8
Bennett	1	0	0.0	0	0.0	0	0	0	0/0	39.6
P. Jones	0	0	---	0	---	0	0	---	1/13	---
Titans	594	358	60.3	3797	6.39	20	14	57	31/200	80.3
Opponents	470	296	63.0	3462	7.37	33	9	63t	41/246	100.7

Roby	2	16	8.0	11	0
Bennett	1	3	3.0	3	0
Volek	1	3	3.0	3	0
B. Jones	1	1	1.0	1	0
Wade LG	1	1	1.0	1	0
Wade TM	1	1	1.0	1	0
Hentrich	1	0	0.0	0	0
Titans	397	1525	3.8	38t	8
Opponents	449	1894	4.2	52	12

RECEIVING	No	Yds	Avg	Lg	TD
Bennett	58	738	12.7	55t	4
Kinney	55	543	9.9	27	2
Troupe	55	530	9.6	35	4
Scaife	37	273	7.4	19	2
Brown	25	327	13.1	57	2
B. Jones	23	299	13.0	38t	2
Calico	22	191	8.7	18	0
R. Williams	21	299	14.2	50t	2
Roby	21	289	13.8	32	1
Wade LG	14	120	8.6	17	0
Wade TM	4	40	10.0	15	0
Henry	13	117	9.0	42	0
Fleming	10	69	6.9	18	1
Payton	6	30	5.0	9	0
Nash	3	14	4.7	7	0
Guenther	2	13	6.5	8	0
Nickey	1	26	26.0	26	0
Small	1	6	6.0	6	0
Roots	1	-7	-7.0	-7	0
Titans	358	3797	10.6	57	20
Opponents	296	3462	11.7	63t	33

INTERCEPTIONS	No	Yds	Avg	Lg	TD
Hill	3	88	29.3	52t	1
Bulluck	2	16	8.0	16	0
Kassell	1	21	21.0	21t	1
Woolfolk	1	3	3.0	3	0
T. Williams	1	1	1.0	1	0
Thompson	1	0	0.0	0	0
Titans	9	129	14.3	52t	2
Opponents	14	293	20.9	85t	4

PUNTING	No	Yds	Avg	Net TB	In	Lg	B	
Hentrich	78	3371	43.2	37.8	14	21	59	0
Titans	78	3371	43.2	37.8	14	21	59	0
Opponents	85	3746	44.1	37.5	7	16	74	1

PUNT RETURNS	No	FC	Yds	Avg	Lg	TD
Wade LG	33	9	317	9.6	73t	1
P. Jones	29	8	272	9.4	52t	1
Thurman TM	9	5	31	3.4	11	0
B. Jones	5	0	75	15.0	32	0
Thompson	1	0	31	31.0	31	0
Ta. Williams	1	0	9	9.0	9	0
Titans	45	13	418	9.3	52t	1
Opponents	32	20	144	4.5	15	0

KICKOFF RETURNS	No	Yds	Avg	Lg	TD
P. Jones	43	1127	26.2	85	0
Roby	22	495	22.5	59	0
Payton	2	24	12.0	24	0
Thurman TM	2	42	21.0	25	0
Fleming	1	9	9.0	9	0
Titans	70	1697	24.2	85	0
Opponents	57	1290	22.6	50	0

FIELD GOALS	1-19	20-29	30-39	40-49	50+
Bironas	0/0	10/10	6/7	5/7	2/5
Titans	0/0	10/10	6/7	5/7	2/5
Opponents	1/1	6/6	9/14	5/5	0/1

Bironas/Titans: (47N) (39G, 29G, 47G) (41G, 39G) (34G, 38N) (52G, 58N, 49G) (24G, 29G, 47G) (53G) (39G, 24G) (50N) () (35G, 41G, 21G, 22G) (51N, 24G) (46N, 23G, 21G) (38G) (24G) ()
Opponents: (44G, 27G) (30G) (46G) (20G) (32G, 38G, 43G, 47G) (52N, 21G) (33G, 24G) (22G, 32G) (37G, 19G, 39N) (31G) (34N) () (30G, 37B, 31N) (36B) (25G) (46G, 38G)

SACKS
 Vanden Bosch 12.5, LaBoy 6.5, Bulluck 5, Long 3.5, Haynesworth 3, Starks 3, Sirmion 2.5, Odom 2, Schobel 1, Thompson 1, Claus 0.5, Waddell 0.5
Titans 41, Opponents 31

TACKLES (Solo-Assists-Total)
 Bulluck 106-44-150, Vanden Bosch 55-45-100, Sirmion 56-33-89, Kassell 56-33-89, Haynesworth 52-33-85, T. Williams 65-

18-83, Thompson 63-15-78, Starks 40-38-78, LaBoy 36-28-64, P. Jones 43-10-53, Woolfolk 42-10-52, Odom 28-22-50, Long 30-19-49, Hill 40-6-46, Claus 13-17-30, Boiman 13-15-28, Waddell 13-4-17, Reynolds 9-5-14, Schobel 7-4-11, Beckham 9-1-10, Sandy 1-1-2, Spencer 1-0-1, Nickey 1-0-1, Gardner 0-0-0, Fuller 0-0-0

Team Totals: 779-401-1180

USUAL STARTING LINEUP

OFFENSE	
WR	Drew Bennett (83)
LT	Brad Hopkins (72)
LG	Zach Piller (69)
C	Justin Hartwig (77)
RG	Benji Olson (75)
RT	Michael Roos (71)
TE	Erron Kinney (88)
WR	Brandon Jones (81)
FB/TE	Troy Fleming (44)/Ben Troupe (84)
QB	Steve McNair (9)
RB	Chris Brown (29)

DEFENSE

LE	Kyle Vanden Bosch (93)
LT	Randy Starks (90)
RT	Albert Haynesworth (92)
RE	Antwan Odom (98)
LLB	Peter Sirmon (59)
MLB	Brad Kassell (55)
RLB	Keith Bulluck (53)
LCB	Reynaldo Hill (21)
RCB	Pacman Jones (32)
SS	Tank Williams (25)
FS	Lamont Thompson (28)

SPECIALISTS

K	Rob Bironas (2)
P	Craig Hentrich (15)

Pro Bowl

All-Pro

GM: Floyd Reese; **Head Coach:** Jeff Fisher

Asst. Coaches: Norm Chow (off. coord.), Jim Schwartz (def. coord.), George Henshaw (asst. head coach/off.), Dave McGinnis (LB), Chuck Cecil (S/nickel), Marty Galbraith (ST asst.), Ned James (off. asst.), Craig Johnson (QB), Alan Lowry (ST), Mike Munchak (OL), Ray Sherman (WR), Sherman Smith (RB), Jim Washburn (DL), Steve Watterson (strength and conditioning), Everett Withers (DB)

AMERICAN FOOTBALL CONFERENCE STANDINGS

AFC EAST	W	L	T	Pct
New England	10	6	0	.625
Miami	9	7	0	.562
Buffalo	5	11	0	.312
N.Y. Jets	4	12	0	.250
AFC NORTH	W	L	T	Pct
Cincinnati	11	5	0	.688
* Pittsburgh	11	5	0	.688
Baltimore	6	10	0	.375
Cleveland	6	10	0	.375
AFC SOUTH	W	L	T	Pct
Indianapolis	14	2	0	.875
* Jacksonville	12	4	0	.750
Tennessee	4	12	0	.250
Houston	2	14	0	.125
AFC WEST	W	L	T	Pct
Denver	13	3	0	.812
Kansas City	10	6	0	.625
San Diego	9	7	0	.562

2003 SEASON (12-4 REGULAR SEASON, 1-1 PLAYOFFS) • 2ND PLACE AFC SOUTH

DATE	OPPONENT	SCORE	W/L	ATT
Sep. 7	OAKLAND	25-20	W	68,809
Sep. 14	at Indianapolis	7-33	L	59,999
Sep. 21	NEW ORLEANS	27-12	W	68,809
Sep. 28	at Pittsburgh	30-13	W	63,244
Oct. 5	at New England	30-38	L	68,436
Oct. 12	HOUSTON	38-17	W	68,809
Oct. 19	at Carolina	37-17	W	72,851
Oct. 26	at Jacksonville	30-17	W	55,918
Nov. 2	BYE			
Nov. 9	MIAMI	31-7	W	68,809
Nov. 16	JACKSONVILLE	10-3	W	68,809
Nov. 23	at Atlanta	38-31	W	70,891
Dec. 1	at NY Jets	17-24	L	77,710
Dec. 7	INDIANAPOLIS	27-29	L	68,809
Dec. 14	BUFFALO	28-26	W	68,809
Dec. 21	at Houston	27-24	W	70,758
Dec. 28	TAMPA BAY	33-13	W	68,809
Jan. 3	at Baltimore	20-17	W	69,452
Jan. 10	at New England	14-17	L	68,436

* Overtime

	TITANS	OPP
Total First Downs	310	275
Rushing	84	79
Passing	211	167
Penalty	15	29
3rd Down: Made/Att	86/211	51/184
3rd Down Pct.	40.8	27.7
4th Down: Made/Att	6/14	11/18
4th Down Pct.	42.9	61.1
Possession Avg.	32:52	27:08
Total Net Yards	5501	4901
Avg. Per Game	343.8	306.3
Total Plays	1013	926
Avg. Per Play	5.4	5.3
Net Yards Rushing	1623	1295
Avg. Per Game	101.4	80.9
Total Rushes	486	342
Avg. Per Play	3.3	3.8
Net Yards Passing	3878	3606
Avg. Per Game	242.4	225.4
Sacked/Yards Lost	25/153	38/223
Gross Yards	4031	3829
Att./Comp.	502/315	546/332
Completion Pct.	62.7	60.8
Had Intercepted	9	21
Punts/Average	71/43.9	78/42.2
Net Punting Avg.	71/37.8	78/35.9
Penalties/Yards	110/887	96/793
Fumbles/Ball Lost	24/12	21/13
Touchdowns	48	35
Rushing	11	10
Passing	30	20
Returns	7	5

BY PERIODS	1	2	3	4	OT	PTS
Titans	103	120	82	130	0	435
Opponents	52	75	75	122	0	324

SCORING	TD	RU	PA	RT	PAT	FG	S	TP
Anderson	0	0	0	0	42/42	27/31	0	123
Mason	8	0	8	0			0	48
McCareins	8	0	7	1			0	48
George	5	5	0	0			0	30
Calico	4	0	4	0			0	26
McNair	4	4	0	0			0	26
Bennett	4	0	4	0			0	24
Kinney	4	0	3	1			0	24
Holcombe	2	1	1	0			0	14
Henrich	0	0	0	0	1/1	4/5	0	13
Dyson	2	0	0	2			0	12
Wycheck	2	0	2	0			0	12
Boiman	1	0	0	1			1	8
Berlin	1	0	1	0			0	6
Bulluck	1	0	0	1			0	6
Rolle	1	0	0	1			0	6
Volek	1	1	0	0			0	6
Nedney	0	0	0	0	0/1	1/1	0	3
Titans	48	11	30	7	43/44	32/37	1	435
Opponents	35	10	20	5	34/34	26/30	0	324

2-point conversions: Calico, McNair, Holcombe, Titans 3-4, Opponents 0-1

RUSHING	No	Yds	Avg	Lg	TD
George	312	1031	3.3	27	5
Brown	56	221	3.9	28	0
Holcombe	63	201	3.2	21	1
McNair	38	138	3.6	23	4
McCareins	1	13	13.0	13	0

PASSING	Att	Cmp	Pct	Yards	Yds/Att	TD	Int	Lg	Sk/Yds	Rating
McNair	400	250	62.5	3215	8.04	24	7	73	19/108	100.4
Volek	69	44	63.8	545	7.90	4	1	50t	6/45	101.4
O'Donnell	27	18	66.7	232	8.59	2	1	34t	0/0	102.7
Henrich	5	2	40.0	25	5.00	0	0	15	0/0	56.3
Bennett	1	1	100.0	14	14.00	0	0	14	0/0	118.8
Titans	502	315	62.7	4031	8.03	30	9	73	25/153	100.3
Opponents	546	332	60.8	3829	7.01	20	21	86t	38/223	78.2

Mason	3	11	3.7	7	0
Calico	1	5	5.0	5	0
Volek	11	4	0.4	5	1
O'Donnell	1	-1	-1.0	-1	0
Titans	486	1623	3.3	28	11
Opponents	342	1295	3.8	42	10

RECEIVING	No	Yds	Avg	Lg	TD
Mason	95	1303	13.7	50t	8
McCareins	47	813	17.3	73	7
Kinney	41	381	9.3	28	3
Bennett	32	504	15.8	48	4
George	22	163	7.4	22	0
Holcombe	19	121	6.4	11	1
Calico	18	297	16.5	45	4
Wycheck	17	165	9.7	25	2
Meier	13	159	12.2	27	0
Brown	8	61	7.6	11	0
Berlin	1	50	50.0	50t	1
McGarrahan	1	10	10.0	10	0
McNair	1	4	4.0	4	0
Titans	315	4031	12.8	73	30
Opponents	332	3829	11.5	86t	20

INTERCEPTIONS	No	Yds	Avg	Lg	TD
Rolle	6	141	23.5	52	0
Dyson	4	62	15.5	51t	2
Boiman	2	70	35.0	60t	1
Calmus	2	26	13.0	15	0
Bulluck	2	9	4.5	9	0
Tank Williams	2	0	0.0	0	0
Woolfolk	1	4	4.0	4	0
Beckham	1	0	0.0	0	0
Kearse	1	0	0.0	0	0
Titans	21	312	14.9	60t	3
Opponents	9	264	29.3	95t	3

PUNTING	No	Yds	Avg	Net	TB	In	Lg	B
Henrich	71	3117	43.9	37.8	8	26	58	0
Titans	71	3117	43.9	37.8	8	26	58	0
Opponents	78	3290	42.2	35.9	3	24	65	0

PUNT RETURNS	No	FC	Yds	Avg	Lg	TD
McCareins	29	17	330	11.4	58t	1
Mason	8	5	99	12.4	21	0
Titans	37	22	429	11.6	58t	1
Opponents	30	13	276	9.2	59t	1

KICKOFF RETURNS	No	Yds	Avg	Lg	TD
Schiffin	35	703	20.1	39	0
McCareins	13	256	19.7	25	0
Mason	5	106	21.2	34	0
Jackson	3	77	25.7	31	0
Berlin	4	73	18.3	25	0
Holcombe	4	38	9.5	20	0
Kinney	3	37	12.3	17	0
Meier	1	9	9.0	9	0
Titans	68	1299	19.1	39	0
Opponents	81	1521	18.8	71	0

FIELD GOALS	1-19	20-29	30-39	40-49	50+
Anderson	0/0	5/5	12/12	10/14	0/0
Henrich	0/0	0/0	2/2	2/2	0/1
Nedney	0/0	0/0	0/0	0/0	1/1
Titans	0/0	5/5	14/14	12/16	1/2
Opponents	0/0	11/11	6/9	8/9	1/1

Anderson: () () (22G, 43G) () (43G, 46N, 33G, 37G, 41G) (33G) (40G, 32G, 34G) (43G, 43G, 33G) (35G) (33G, 48N) (44N, 22G) (35G) (40G, 40G) (29G, 39G, 41N) (41G, 26G) (37G, 33G, 43G, 23G)
Henrich: (49G, 34G, 33G) () () () (48G) () () () () () (52N) () () ()
Nedney: (50G) () () () () () () () () () () () () () () ()
Opponents: (47G, 47G) (29G, 41G, 23G, 48G) (31G) (26G, 23G, 30N) (34N, 39N, 48G) (29G) (53G) (49G) () (44N, 39G) (40G) (27G) (21G, 35G, 36G, 23G, 26G) (27G, 32G) (49G) (27G, 33G)

SACKS
 Kearse 9.5, Carter 5.5, Smith 4.5, Thomas 4.0, Bulluck 3.0, Hall 3.0, Haynesworth 2.5, Boiman 1.5, Calmus 1.0, Long 1.0, McGarrahan 1.0, Schulters 1.0, Tank Williams 0.5,
Titans 38.0, Opponents 25.0

TACKLES (Solo-Assists-Total)
 Bulluck 110-61-171, Sirmon 76-65-141, Schulters 68-21-89, Tank Williams 58-23-81, Carter 49-30-79, Smith 36-37-73, Kearse 40-27-67, Hall 42-24-66, Dyson 54-10-64, Calmus 34-27-61, Boiman 26-29-55, Haynesworth 25-24-49, Kassell 23-18-41, Rolle 23-6-29, McGarrahan 20-7-27, Thomas 16-11-27,

Atkins 11-9-20, Woolfolk 15-4-19, Beckham 16-1-17, Thompson 5-2-7, Echols 3-1-4, Long 2-0-2, Wells 1-0-1, Kramer 0-0-0, Nickey 0-0-0

Team Totals: 753-437-1,190

USUAL STARTING LINEUP

OFFENSE

WR Derrick Mason (85)
TE Erron Kinney (88)
LT Brad Hopkins (72)
LG Zach Piller (69)
C Justin Hartwig (77)
RG Benji Olson (75)
RT Fred Miller (71)
TE Frank Wycheck (89)
WR Drew Bennett (83)
WR Justin McCareins (86)
QB Steve McNair (9)
RB Eddie George (27)

DEFENSE

LE Kevin Carter (93)
LT Robaire Smith (98)
RT Albert Haynesworth (92)
RE Jevon Kearse (90)
LLB Peter Sirmon (59)
MLB Rocky Calmus (54)
RLB Keith Bulluck (53)
LCB Andre Dyson (22)
RCB Samari Rolle (21)
SS Tank Williams (25)
FS Lance Schulters (31)

SPECIALISTS

K Gary Anderson (1)
P Craig Hentrich (15)

NFL Co-MVP: Steve McNair
Pro Bowl
All-Pro

GM: Floyd Reese; **Head Coach:** Jeff Fisher
Asst. Coaches: Mike Heimerding (off. coord.), Jim Schwartz (def. coord.), George Henshaw (asst. head coach/off.), Gunther Cunningham (asst. head coach defense/LB), Chuck Cecil (def. asst.), Ned James (off. asst.), Craig Johnson (QB), Alan Lowry (ST), Mike Munchak (OL), Sherman Smith (RB), Steve Walters (WR), Jim Washburn (DL), Steve Watterson (strength & rehab.), Everett Withers (DB)

AMERICAN FOOTBALL CONFERENCE STANDINGS				
AFC EAST	W	L	T	Pct
New England	14	2	0	.875
Miami	10	6	0	.625
Buffalo	6	10	0	.375
N.Y. Jets	6	10	0	.375
AFC NORTH	W	L	T	Pct
Baltimore	10	6	0	.625
Cincinnati	8	8	0	.500
Pittsburgh	6	10	0	.375
Cleveland	5	11	0	.312
AFC SOUTH	W	L	T	Pct
Indianapolis	12	4	0	.750
* Tennessee	12	4	0	.750
Jacksonville	5	11	0	.312
Houston	5	11	0	.312
AFC WEST	W	L	T	Pct
Kansas City	13	3	0	.812
* Denver	10	6	0	.625
Oakland	4	12	0	.250
San Diego	4	12	0	.250

NATIONAL FOOTBALL CONFERENCE STANDINGS				
NFC EAST	W	L	T	Pct
Philadelphia	12	4	0	.750
* Dallas	10	6	0	.625
Washington	5	11	0	.312
N.Y. Giants	4	12	0	.250
NFC NORTH	W	L	T	Pct
Green Bay	10	6	0	.625
Minnesota	9	7	0	.562
Chicago	7	9	0	.438
Detroit	5	11	0	.312
NFC SOUTH	W	L	T	Pct
Carolina	11	5	0	.688
New Orleans	8	8		

2002 SEASON (11-5 REGULAR SEASON, 1-1 PLAYOFFS) • 1ST PLACE AFC SOUTH

DATE	OPPONENT	SCORE	W/L	ATT
Sep. 8	PHILADELPHIA	27-24	W	68,804
Sep. 15	at Dallas	13-21	L	62,527
Sep. 22	CLEVELAND	28-31*	L	68,804
Sep. 29	at Oakland	25-52	L	58,719
Oct. 6	WASHINGTON	14-31	L	68,804
Oct. 13	JACKSONVILLE	23-14	W	68,804
Oct. 20	BYE			
Oct. 27	at Cincinnati	30-24	W	52,822
Nov. 3	at Indianapolis	23-15	W	56,752
Nov. 10	HOUSTON	17-10	W	68,804
Nov. 17	PITTSBURGH	31-23	W	68,804
Nov. 24	at Baltimore	12-13	L	69,365
Dec. 1	at N.Y. Giants	32-29*	W	78,640
Dec. 8	INDIANAPOLIS	27-17	W	68,804
Dec. 16	NEW ENGLAND	24-7	W	68,809
Dec. 22	at Jacksonville	28-10	W	51,033
Dec. 29	at Houston	13-3	W	70,694
Jan. 11	PITTSBURGH	34-31*	W	68,809
Jan. 19	at Oakland	24-41	L	62,544

* Overtime

	TITANS	OPP
Total First Downs	312	297
Rushing	112	75
Passing	182	197
Penalty	18	25
3rd Down: Made/Att	94/216	76/202
3rd Down Pct.	43.5	37.6
4th Down: Made/Att	9/16	9/18
4th Down Pct.	56.3	50.0
Possession Avg.	32:47	27:13
Total Net Yards	5272	4964
Avg. Per Game	329.5	310.3
Total Plays	1032	974
Avg. Per Play	5.1	5.1
Net Yards Rushing	1952	1424
Avg. Per Game	122.0	89.0
Total Rushes	511	372
Avg. Per Play	3.8	3.8
Net Yards Passing	3320	3540
Avg. Per Game	207.5	221.3
Sacked/Yards Lost	21/121	40/213
Gross Yards	3441	3753
Att./Comp.	500/306	562/339
Completion Pct.	61.2	60.3
Had Intercepted	15	18
Punts/Average	66/41.3	77/41.6
Net Punting Avg.	66/33.9	77/36.2
Penalties/Yards	112/891	99/853
Fumbles/Ball Lost	20/10	22/11
Touchdowns	42	40
Rushing	16	7
Passing	22	27
Returns	4	6

BY PERIODS	1	2	3	4	OT	PTS
Titans	76	127	67	94	3	367
Opponents	72	71	68	110	3	324

SCORING	TD	RU	PA	RT	PAT	FG	S	TP
Nedney	0	0	0	0	36/36	25/31	0	111
George	14	12	2	0			0	86
Mason	5	0	5	0			0	30
K. Dyson	4	0	4	0			0	24
Simon	4	1	3	0			0	24
McNair	3	3	0	0			0	20
Bennett	2	0	2	0			0	12
McCareins	2	0	2	0			0	12
Wycheck	2	0	2	0			0	12
Bulluck	1	0	0	1			0	6
Coady	1	0	0	1			0	6
A. Dyson	1	0	0	1			0	6
Green	1	0	1	0			0	6
Meier	1	0	1	0			0	6
Simon	1	0	0	1			0	6
Titans	42	16	22	4	36/36	25/31	0	367
Opponents	40	7	27	6	36/36	14/21	0	324

2-Pt Conversions: George, McNair, Titans 2-6, Opponents 3-4

RUSHING	No	Yds	Avg	Lg	TD
George	343	1165	3.4	35	12
McNair	82	440	5.4	26	3
Holcombe	47	242	5.1	39	0
Green	21	71	3.4	12	0
McCareins	2	18	9.0	16	0
Simon	9	18	2.0	13	1
Hentrich	1	5	5.0	5	0

PASSING	Att	Cmp	Pct	Yards	Yds/Att	TD	Int	Lg	Sk/Yds	Rating
McNair	492	301	61.2	3387	6.88	22	15	55	21/121	84.0
O'Donnell	5	3	60.0	24	4.80	0	0	0	0/0	72.1
Wycheck	2	1	50.0	13	6.50	0	0	13	0/0	70.8
Hentrich	1	1	100.0	17	17.0	0	0	17	0/0	118.8
Titans	500	306	61.2	3441	6.88	22	15	55	21/121	83.9
Opponents	562	339	60.3	3753	6.68	27	18	75	40/213	82.8

Comella	1	0	0.0	0	0
O'Donnell	3	-3	-1.0	-1	0
K. Dyson	2	-4	-2.0	5	0
Titans	511	1952	3.8	39	16
Opponents	372	1424	3.8	42	7

RECEIVING	No	Yds	Avg	Lg	TD
Mason	79	1012	12.8	40	5
K. Dyson	41	460	11.2	40	4
Wycheck	40	346	8.7	19	2
George	36	255	7.1	14t	2
Bennett	33	478	14.5	53	2
McCareins	19	301	15.8	55	2
Simon	16	167	10.4	42t	3
Kinney	13	173	13.3	31	0
Holcombe	10	91	9.1	18	0
Comella	10	70	7.0	17	0
Green	7	57	8.1	21	1
Meier	1	17	17.0	17t	1
Berlin	1	14	14.0	14	0
Titans	306	3441	11.2	55	22
Opponents	339	3753	11.1	75	27

INTERCEPTIONS	No	Yds	Avg	Lg	TD
Schulters	6	56	9.3	28	0
Simon	3	88	29.3	32t	1
A. Dyson	3	27	9.0	16t	1
Rolle	2	0	0.0	0	0
Coady	1	24	24.0	24t	1
Bulluck	1	5	5.0	5	0
Williams	1	0	0.0	0	0
Mitchell	1	-2	-2.0	-2	0
Titans	18	198	11.0	32t	3
Opponents	15	179	11.9	82t	2

PUNTING	No	Yds	Avg	Net	TB	In	Lg	B
Hentrich	65	2725	41.9	33.9	5	28	56	1
Titans	66	2725	41.3	33.9	5	28	56	1
Opponents	77	3202	41.6	36.2	10	22	61	1

PUNT RETURNS	No	FC	Yds	Avg	Lg	TD
Simon	13	6	113	8.7	30	0
Mason	9	12	60	6.7	21	0
McCareins	6	4	44	7.3	16	0
Titans	28	22	217	7.8	30	0
Opponents	28	19	390	13.9	83t	3

KICKOFF RETURNS	No	Yds	Avg	Lg	TD
Simon	20	371	18.6	29	0
Berlin	13	260	20.0	32	0
McCareins	13	300	23.1	48	0
Kinney	3	41	13.7	25	0
Green	1	10	10.0	10	0
Titans	50	982	19.6	48	0
Opponents	74	1482	20.0	54	0

FIELD GOALS	1-19	20-29	30-39	40-49	50+
Nedney	0/0	9/9	10/12	5/8	1/2
Titans	0/0	9/9	10/12	5/8	1/2
Opponents	1/2	3/3	5/7	4/6	1/3

Nedney: (33G, 47G) (37G, 53G) () () () (40G, 26G, 33G, 32N) (33G, 28G, 46G) (28G, 34G, 39G) (49N, 24G) (39N, 43G) (32G, 37G, 40G, 21G) (54N, 38G) (35G, 29G) (45N, 28G) (46N) (28G, 26G)

Opponents: (30G) () (52N, 33G) (28G) (31G) () (44G) (46N) (51G) (31N, 37N) (26G, 43G) (38G, 36G, 19G) (44G, 44N) () (24G) (50N, 19N, 42G)

SACKS
Carter 10.0, C. Hall 8.0, Ford 3.5, Smith 2.5, Kearse 2.0, Schulters 2.0, Simon 2.0, Thornton 2.0, Williams 2.0, Bulluck 1.0, A. Dyson 1.0, Godfrey 1.0, Haynesworth 1.0, J. Thomas 1.0
Titans 40.0, Opponents 21.0

TACKLES (Solo-Assists-Total)
Bulluck (116-64-180), Simon (83-47-130), Schulters (75-19-94), Smith (41-32-73), Carter (42-29-71), Hall (43-27-70), Williams (55-14-69), A. Dyson (54-7-61), Haynesworth (31-24-55), Mitchell (40-11-51), Ford (24-21-45), Rolle (37-7-44), Godfrey (27-17-44), Thornton (21-23-44), Chamberlin (14-13-27), Echols (13-6-19), Thomas (11-5-16), Calmus (9-4-13), Aldridge (8-5-13), Coady (10-2-12), Kearse (6-5-11), Morris (7-2-9), Boiman (1-5-6), Beckham (1-0-1), Kassell (0-1-1)
Team Totals: 769-390-1159

USUAL STARTING LINEUP

OFFENSE

WR Derrick Mason (85)
TE/FB Erron Kinney (88)/Greg Comella (33)
LT Brad Hopkins (72)
LG Zach Piller (69)
C Gennaro DiNapoli (64)
RG Benji Olson (75)
RT Fred Miller (71)
TE Frank Wycheck (89)
WR Kevin Dyson (87)
QB Steve McNair (9)
RB Eddie George (27)

DEFENSE

LE Kevin Carter (93)
LT John Thornton (78)
RT Henry Ford (92)
RE Carlos Hall (97)
LLB Peter Sirmon (59)
MLB Randall Godfrey (56)
RLB Keith Bulluck (53)
LCB Andre Dyson (22)
RCB Samari Rolle (21)
SS Tank Williams (25)
FS Lance Schulters (31)

SPECIALISTS

K Joe Nedney (6)
P Craig Hentrich (15)

Pro Bowl

All-Pro

GM: Floyd Reese; **Head Coach:** Jeff Fisher

Asst. Coaches: Mike Heimerdinger (off. coord.), Jim Schwartz (def. coord.), George Henshaw (asst. head coach/off.), Gunther Cunningham (asst. head coach defense/LB), Chuck Cecil (def. asst.), Ned James (off. asst.), Craig Johnson (QB), Alan Lowry (ST), Mike Munchak (OL), Sherman Smith (RB), Steve Walters (WR), Jim Washburn (DL), Steve Watterson (strength & rehab.), Everett Withers (DB)

AMERICAN FOOTBALL CONFERENCE STANDINGS

AFC EAST	W	L	T	Pct
N.Y. Jets	9	7	0	.562
New England	9	7	0	.562
Miami	9	7	0	.562
Buffalo	8	8	0	.500
AFC NORTH	W	L	T	Pct
Pittsburgh	10	5	1	.656
* Cleveland	9	7	0	.562
Baltimore	7	9	0	.438
Cincinnati	2	14	0	.125
AFC SOUTH	W	L	T	Pct
Tennessee	11	5	0	.688
* Indianapolis	10	6	0	.625
Jacksonville	6	10	0	.375
Houston	4	12	0	.250
AFC WEST	W	L	T	Pct
Oakland	11	5	0	.688
Denver	9	7	0	.562
San Diego	8	8	0	.500
Kansas City	8	8	0	.500

NATIONAL FOOTBALL CONFERENCE STANDINGS

NFC EAST	W	L	T	Pct
Philadelphia	12	4	0	.750
* N.Y. Giants	10	6	0	.625
Washington	7	9	0	.438
Dallas	5	11	0	.312
NFC NORTH	W	L	T	Pct
Green Bay	12	4	0	.750
Minnesota	6	10	0	.375
Chicago	4	12	0	.250
Detroit	3	13	0	.188
NFC SOUTH	W	L	T	Pct
Tampa Bay	12	4	0	.750
* Atlanta	9	6	1	.594
New Orleans	9	7	0	.562
Carolina	7	9	0	.438
NFC WEST	W	L	T	Pct
San Francisco	10	6	0	.625
St. Louis	7	9	0	.438
Seattle	7	9	0	.438
Arizona	5	11	0	.312

* Wild Card for Playoffs

2001 SEASON (7-9 REGULAR SEASON, 0-0 PLAYOFFS) • 3RD PLACE AFC CENTRAL (TIED)

DATE	OPPONENT	SCORE	W/L	ATT
Sep. 9	MIAMI	23-31	L	68,798
Sep. 23	at Jacksonville	6-13	L	65,994
Sep. 30	BYE			
Oct. 7	at Baltimore	7-26	L	69,494
Oct. 14	TAMPA BAY	31-28*	W	68,798
Oct. 21	at Detroit	27-24	W	76,940
Oct. 29	at Pittsburgh	7-34	L	63,763
Nov. 4	JACKSONVILLE	28-24	W	68,798
Nov. 12	BALTIMORE	10-16	L	68,798
Nov. 18	at Cincinnati	20-7	W	63,865
Nov. 25	PITTSBURGH	24-34	L	68,801
Dec. 2	at Cleveland	31-15	W	72,818
Dec. 9	at Minnesota	24-42	L	64,271
Dec.16	GREEN BAY	26-20	W	68,804
Dec. 22	at Oakland	13-10	W	61,934
Dec. 30	CLEVELAND	38-41	L	68,798
Jan. 6	CINCINNATI	21-23	L	68,798

* Overtime

	TITANS	OPP
Total First Downs	288	300
Rushing	87	79
Passing	179	192
Penalty	22	29
3rd Down: Made/Att	98/233	74/212
3rd Down Pct.	42.1	34.9
4th Down: Made/Att	2/15	7/14
4th Down Pct.	13.3	50.0
Possession Avg.	31:29	28:31
Total Net Yards	5352	5515
Avg. Per Game	334.5	344.7
Total Plays	1026	996
Avg. Per Play	5.2	5.5
Net Yards Rushing	1794	1431
Avg. Per Game	112.1	89.4
Total Rushes	468	405
Avg. Per Play	3.8	3.5
Net Yards Passing	3558	4084
Avg. Per Game	222.4	255.3
Sacked/Yards Lost	43/309	32/175
Gross Yards	3867	4259
Att./Comp.	515/307	559/328
Completion Pct.	59.6	58.7
Had Intercepted	17	13
Punts/Average	85/42.0	82/41.3
Net Punting Avg.	85/37.0	82/35.7
Penalties/Yards	119/1025	88/832
Fumbles/Ball Lost	18/11	21/11
Touchdowns	39	46
Rushing	12	17
Passing	23	27
Returns	4	2

BY PERIODS	1	2	3	4	OT	PTS
Titans	84	73	90	86	3	336
Opponents	61	127	74	126	0	388

SCORING	TD	RU	PA	RT	PAT	FG	S	TP
Nedney	0	0	0	0	34/35	20/28	0	94
Mason	10	0	9	1			0	62
K. Dyson	7	0	7	0			0	44
George	5	5	0	0			0	30
McNair	5	5	0	0			0	30
Wycheck	4	0	4	0			0	24
Green	2	1	1	0			0	12
Mitchell	2	0	0	2			0	12
Bennett	1	0	1	0			0	8
Hicks	1	1	0	0			0	6
Kinney	1	0	1	0			0	6
Myers	1	0	0	1			0	6
Fisk	0	0	0	0			1	2
Titans	38	12	23	4	34/35	20/28	1	336
Opponents	46	17	27	2	44/44	22/29	0	388

2-point conversions: Mason, K. Dyson, Bennett, Titans 3-4, Opponents 1-2

RUSHING	No	Yds	Avg	Lg	TD
George	315	939	3.0	27	5
McNair	75	414	5.5	24	5
Hicks	56	341	6.1	51	1
Green	15	71	4.7	21	1
O'Donnell	6	28	4.7	15	0
Wycheck	1	1	1.0	1	0
Titans	468	1794	3.8	51	12
Opponents	405	1431	3.5	48t	17

PASSING	Att	Cmp	Pct	Yards	Yds/Att	TD	Int	Lg	Sk/Yds	Rating
McNair	431	264	61.3	3350	7.77	21	12	71t	37/251	90.2
O'Donnell	76	42	55.3	496	6.53	2	2	35t	6/58	73.1
Volek	3	0	0.0	0	0.00	0	0	0	0/0	39.6
Green	2	0	0.0	0	0.00	0	2	0	0/0	0.0
Hentrich	2	0	0.0	0	0.00	0	1	0	0/0	0.0
Wycheck	1	1	100.0	21	21.00	0	0	21	0/0	118.8
Titans	515	307	59.6	3867	7.51	23	17	71t	43/309	84.2
Opponents	559	328	58.7	4259	7.62	27	13	78	32/175	89.1

RECEIVING	No	Yds	Avg	Lg	TD
Mason	73	1128	15.5	71t	9
Wycheck	60	672	11.2	30	4
K. Dyson	54	825	15.3	68t	7
George	37	279	7.5	25	0
Kinney	25	263	10.5	24	1
Bennett	24	329	13.7	50	1
Green	12	64	5.3	10	1
Sanders	5	74	14.8	22	0
Hicks	5	22	4.4	9	0
McCareins	3	88	29.3	36	0
Meier	3	31	10.3	18	0
Natkin	2	42	21.0	27	0
Berlin	2	28	14.0	19	0
Coleman	1	19	19.0	19	0
Ours	1	3	3.0	3	0
Titans	307	3867	12.6	71t	23
Opponents	328	4259	13.0	78	27

INTERCEPTIONS	No	Yds	Avg	Lg	TD
A. Dyson	3	36	12.0	36	0
Rolle	3	3	1.0	3	0
Bulluck	2	21	10.5	21	0
Robinson	2	13	6.5	13	0
Godfrey	1	5	5.0	5	0
Booker	1	0	0.0	0	0
Favors	1	0	0.0	0	0
Titans	13	78	6.0	36	0
Opponents	17	163	9.6	45t	2

PUNTING	No	Yds	Avg	Net	TB	In	Lg	B
Hentrich	85	3567	42.0	37.0	8	28	70	0
Titans	85	3567	42.0	37.0	8	28	70	0
Opponents	82	3388	41.3	35.7	9	25	58	1

PUNT RETURNS	No	FC	Yds	Avg	Lg	TD
Mason	20	19	128	6.4	20	0
J. Walker	14	4	125	8.9	36	0
McCareins	2	0	29	14.5	18	0
Titans	36	23	282	7.8	36	0
Opponents	36	20	264	7.3	31	0

KICKOFF RETURNS	No	Yds	Avg	Lg	TD
Mason	34	748	22.0	101t	1
Berlin	13	253	19.5	32	0
Coleman	11	251	22.8	34	0
McCareins	4	70	17.5	21	0
J. Walker	3	33	11.0	19	0
Green	2	20	10.0	12	0
Bennett	1	11	11.0	11	0
Kinney	1	13	13.0	13	0
Long	1	10	10.0	10	0
Rolle	1	3	3.0	3	0
Titans	71	1413	19.9	101t	1
Opponents	57	1418	24.9	81	0

FIELD GOALS	1-19	20-29	30-39	40-49	50+
Nedney	0/0	6/6	5/5	8/15	1/2
Titans	0/0	6/6	5/5	8/15	1/2
Opponents	0/0	4/4	15/17	2/7	1/1

Nedney: (51G) (47N, 22G, 43G) (46N) (44G, 45G, 47N, 49G) (38G, 4G, 30G, 46G) (48N) (51N, 46G) (48N, 27G) (41G, 37G) (49G) (29G) (37G) (44N, 24G) (22G, 21G) (31G) () (40B, 23G) (48N, 42G, 27G) (38G) (31G, 33G, 30G) () (39G, 47N, 37G) () (33G, 54G) (40N, 35G, 33N, 42N) (30G, 44G) (30G, 33G, 34G)

SACKS
Kearse 10.0, Evans 5.5, Fisk 2.5, Carter 2.0, Rolle 2.0, Smith 2.0, Favors 1.5, Morris 1.5, Bulluck 1.0, Chamberlin 1.0, Ford 1.0, Godfrey 1.0, Robinson 1.0
Titans 32.0, Opponents 43.0

TACKLES (Solo-Assists-Total)
Godfrey (79-32-111), Robinson (58-43-101) Phenix (63-24-87), Evans (53-24-77), Fisk (38-30-68), Kearse (39-25-64), Bulluck (35-29-64), Carter (39-22-61), Favors (34-27-61), A. Dyson (52-6-58), Rolle (52-4-56), Morris (34-12-46), Ford (24-20-44), Jenkins (12-3-15), Porter (26-5-31), Bishop (22-5-27), Mitchell (22-3-25), Salave'a (6-12-18), J. Walker (8-9-17), Smith (8-8-16), Chamberlin (12-3-15), Booker (6-2-8), Myers (2-2-4), Thomas (2-1-3), Green (1-0-1)
Team Totals: 751-352-1103

USUAL STARTING LINEUP

OFFENSE
WR Derrick Mason (85)
TE/FB Erron Kinney (88)
LT Brad Hopkins (72)
LG Zach Piller (69)
C Bruce Matthews (74)
RG Benji Olson (75)
RT Fred Miller (71)
TE Frank Wycheck (89)
WR Kevin Dyson (87)
QB Steve McNair (9)
RB Eddie George (27)

DEFENSE
LE Kevin Carter (93)
LT Josh Evans (91)
RT Jason Fisk (97)
RE Jevon Kearse (90)
LLB Greg Favors (51)
MLB Randall Godfrey (56)
RLB Eddie Robinson (55)
LCB Andre Dyson (22)
RCB Samari Rolle (21)
SS Aric Morris (28)
FS Pery Phenix (35)

SPECIALISTS
K Joe Nedney (6)
P Craig Hentrich (15)

Pro Bowl
All-Pro

GM: Floyd Reese; **Head Coach:** Jeff Fisher
Asst. Coaches: Mike Heimerdinger (off. coord.), Jim Schwartz (def. coord.), George Henshaw (asst. head coach/off.), Gunther Cunningham (asst. head coach defense/LB), Chuck Cecil (def. asst.), Craig Johnson (off. asst.), Alan Lowry (ST), Mike Munchak (OL), Sherman Smith (RB), Steve Walters (WR), Jim Washburn (DL), Steve Watterson (strength & rehab.), Everett Withers (DB)

AMERICAN FOOTBALL CONFERENCE STANDINGS

AFC EAST	W	L	T	Pct
New England	11	5	0	.688
* Miami	11	5	0	.688
* N.Y. Jets	10	6	0	.625
Indianapolis	6	10	0	.375
Buffalo	3	13	0	.188

AFC CENTRAL	W	L	T	Pct
Pittsburgh	13	3	0	.812
* Baltimore	10	6	0	.625
Cleveland	7	9	0	.438
Tennessee	7	9	0	.438
Jacksonville	6	10	0	.375
Cincinnati	6	10	0	.375

AFC WEST	W	L	T	Pct
Oakland	10	6	0	.625
Seattle	9	7	0	.562
Denver	8	8	0	.500
Kansas City	6	10	0	.375
San Diego	5	11	0	.312

NATIONAL FOOTBALL CONFERENCE STANDINGS

NFC EAST	W	L	T	Pct
Philadelphia	11	5	0	.688
Washington	8	8	0	.500
N.Y. Giants	7	9	0	.438
Arizona	7	9	0	.438
Dallas	5	11	0	.312

NFC CENTRAL	W	L	T	Pct
Chicago	13	3	0	.812
* Green Bay	12	4	0	.750
* Tampa Bay	9	7	0	.562
Minnesota	5	11	0	.312
Detroit	2	14	0	.125

NFC WEST	W	L	T	Pct
St. Louis	14	2	0	.875
* San Francisco	12	4	0	.750
New Orleans	7	9	0	.438
Atlanta	7	9	0	.438
Carolina	1	15	0	.062

* Wild Card for Playoffs

2000 SEASON (13-3 REGULAR SEASON, 0-1 PLAYOFFS) • 1ST PLACE AFC CENTRAL

DATE	OPPONENT	SCORE	W/L	ATT
Sep. 3	at Buffalo	13-16	L	77,492
Sep. 10	KANSAS CITY	17-14*	W	68,203
Sep. 17	BYE			
Sep. 24	at Pittsburgh	23-20	W	51,769
Oct. 1	NY GIANTS	28-14	W	68,341
Oct. 8	at Cincinnati	23-14	W	63,406
Oct. 16	JACKSONVILLE	27-13	W	68,498
Oct. 22	at Baltimore	14-6	W	69,200
Oct. 30	at Washington	27-21	W	83,472
Nov. 5	PITTSBURGH	9-7	W	68,498
Nov. 12	BALTIMORE	23-24	L	68,490
Nov. 19	CLEVELAND	24-10	W	68,498
Nov. 26	at Jacksonville	13-16	L	65,454
Dec. 3	at Philadelphia	15-13	W	65,639
Dec. 10	CINCINNATI	35-3	W	68,498
Dec. 17	at Cleveland	24-0	W	72,318
Dec. 25	DALLAS	31-0	W	68,498
Jan. 7	BALTIMORE	10-24	L	68,527

* Overtime

	TITANS	OPP
Total First Downs	299	215
Rushing	107	62
Passing	167	134
Penalty	25	19
3rd Down: Made/Att	97/228	68/221
3rd Down Pct.	42.5	30.8
4th Down: Made/Att	4/11	1/12
4th Down Pct.	36.4	8.3
Possession Avg.	33:48	26:12
Total Net Yards	5350	3814
Avg. Per Game	334.4	238.4
Total Plays	1036	908
Avg. Per Play	5.2	4.2
Net Yards Rushing	2085	1390
Avg. Per Game	130.3	86.9
Total Rushes	546	387
Net Yards Passing	3265	2424
Avg. Per Game	204.1	151.5
Sacked/Yards Lost	28/165	55/337
Gross Yards	3430	2761
Att./Comp.	462/286	466/242
Completion Pct.	61.9	51.9
Had Intercepted	16	17
Punts/Average	76/40.8	105/42.7
Net Punting Avg.	76/36.3	105/35.0
Penalties/Yards	107/870	97/778
Fumbles/Ball Lost	24/14	39/13
Touchdowns	38	20
Rushing	14	7
Passing	18	10
Returns	6	3

BY PERIODS	1	2	3	4	OT	PTS
Titans	65	111	75	92	3	346
Opponents	36	50	30	75	0	191

SCORING	TD	RU	PA	RT	PAT	FG	S	TP
Del Greco	0	0	0	0	37/38	27/33	0	118
George	16	14	2	0	0	0	0	96
Mason	6	0	5	1	0	0	0	36
Wycheck	4	0	4	0	0	0	0	24
Neal	2	0	2	0	0	0	0	12
Thigpen	2	0	2	0	0	0	0	12
Bulluck	1	0	0	1	0	0	0	6
K.Dyson	1	0	1	0	0	0	0	6
Ford	1	0	0	1	0	0	0	6
Godfrey	1	0	0	1	0	0	0	6
Kinney	1	0	1	0	0	0	0	6
Phenix	1	0	0	1	0	0	0	6
Rolle	1	0	0	1	0	0	0	6
Thomas	1	0	1	0	0	0	0	6
Hentrich	0	0	0	0	0/0	0/1	0	0
Titans	38	14	18	6	37/38	27/34	0	346
Opponents	20	7	10	3	20/20	17/22	0	191

2-point conversions: Titans 0-0, Opponents 0-0

RUSHING	No	Yds	Avg	Lg	TD
George	403	1509	3.7	35t	14
McNair	71	404	5.7	25	0
Thomas	61	175	2.9	20	0
Mason	1	1	1.0	1	0
Neal	1	-2	-2.0	-2	0
O'Donnell	9	-2	-2.2	4	0
Titans	546	2085	3.8	35t	14
Opponents	387	1390	3.6	80t	7

PASSING	Att	Cmp	Pct	Yards	Yds/Att	TD	Int	Lg	Sk/Yds	Rating
McNair	396	248	62.6	2847	7.19	15	13	56t	24/141	83.2
O'Donnell	64	36	56.3	530	8.28	2	3	67	3/23	74.3
Wycheck	2	2	100.0	53	26.50	1	0	30t	0/0	158.3
Titans	462	286	61.9	3430	7.42	18	16	67	28/165	83.2
Opponents	466	242	51.9	2761	5.92	10	17	48	55/337	62.0

RECEIVING	No	Yds	Avg	Lg	TD
Wycheck	70	636	9.1	26	4
Mason	63	895	14.2	34	5
George	50	453	9.1	24	2
Sanders	33	536	16.2	54	0
Kinney	19	197	10.4	19	1
Thigpen	15	289	19.3	56t	2
Pickens	10	242	24.2	67	0
Neal	9	31	3.4	8	2
Thomas	8	35	4.4	9t	1
Dyson	6	104	17.3	30t	1
Roan	3	12	4.0	6	0
Titans	286	3430	12.0	67	18
Opponents	242	2761	11.4	48	10

INTERCEPTIONS	No	Yds	Avg	Lg	TD
Rolle	7	140	20.0	81t	1
Sidney	3	19	6.3	19	0
Godfrey	2	25	12.5	24t	1
D. Walker	2	4	2.0	4	0
Phenix	1	87	87.0	87t	1
Bulluck	1	8	8.0	8t	1
Booker	1	2	2.0	2	0
Titans	17	285	16.8	87t	4
Opponents	16	236	14.8	42t	3

PUNTING	No	Yds	Avg	Net	TB	In	Lg	B
Hentrich	76	3101	40.8	36.3	9	33	67	0
Titans	76	3101	40.8	36.3	9	33	67	0
Opponents	105	4484	42.7	35.0	7	30	64	0

PUNT RETURNS	No	FC	Yds	Avg	Lg	TD
Mason	51	17	662	13.0	69t	1
Thigpen	1	1	9	9.0	9	0
D.Walker	1	0	0	0.0	0	0
Titans	53	18	671	12.7	69t	1
Opponents	28	21	160	5.7	20	0

KICKOFF RETURNS	No	Yds	Avg	Lg	TD
Mason	42	1132	27.0	66	0
Coleman	2	54	27.0	27	0
Leach	1	10	10.0	10	0
Neal	1	15	15.0	15	0
Thornton	1	16	16.0	16	0
Titans	47	1227	26.1	66	0
Opponents	76	1587	20.9	38	0

FIELD GOALS	1-19	20-29	30-39	40-49	50+
Del Greco	0/0	13/15	7/8	6/9	1/1
Hentrich	0/0	0/0	0/0	0/0	0/1
Titans	0/0	13/15	7/8	6/9	1/2
Opponents	0/0	5/5	6/8	6/7	0/2

Del Greco:(38G, 27G) (36G) (24G, 40G, 40G) (46N) (22G, 41G, 33N, 34G) (26G, 44N, 28G) () (46G, 21G) (21G, 24N, 31G, 29G) (23G, 43N) (22G) (30G, 38G, 28N) (26G, 42G, 22G, 44G, 50G) () (33G) (21G)

Hentrich: (60N) () () () () () () () () () () () () () () () () () ()

Opponents: (51N, 42G, 41G, 33G) (36N) (32G, 32G, 50N) () (35B, 46N) (23G, 45G) (21G, 38G) () () (45G) (38G) (27G, 20G, 38G) (23G, 40G) (45G) () ()

SACKS

Kearse 11.5, Holmes 8.0, Favors 5.5, Robinson 4.0, Salave'a 4.0, Thornton 4.0, Embray 3.5, Godfrey 3.0, Bishop 2.5, Smith 2.5, Fisk 2.0, Ford 2.0, Rolle 1.5, Killens 1.0

Titans 55.0, Opponents 28.0

TACKLES (Solo-Assists-Total)

Godfrey (97-72-169), Bishop (76-29-105), Robertson (62-30-92), Robinson (59-32-91), Kearse (53-31-84), Fisk (41-35-76), Holmes (44-29-73), Favors (37-24-61), Thornton (27-28-55), Ford (28-19-47), Salave'a (22-21-43), Walker (40-3-43), Rolle (27-15-42), Phenix (20-5-25), Sidney (15-6-21), Bulluck (13-8-21), Booker (11-9-20), Embray (7-9-16), Myers (8-3-11), McCullough (6-2-8), Smith (4-2-6), Chamberlin (0-2-2), Killens (2-0-2), Morris (0-1-1)

Team Totals: 693-416-1109

USUAL STARTING LINEUP

OFFENSE

WR Derrick Mason (85)

LT Brad Hopkins (72)

LG Bruce Matthews (74)

C Kevin Long (60)

RG Benji Olson (75)

RT Fred Miller (71)

TE Frank Wycheck (89)

WR Chris Sanders (81)

QB Steve McNair (9)

RB Eddie George (27)

FB Lorenzo Neal (41)

DEFENSE

LE Jevon Kearse (90)

LT John Thornton (78)

RT Jason Fisk (97)

RE Kenny Holmes (99)

LLB Greg Favors (51)

MLB Randall Godfrey (56)

RLB Eddie Robinson (55)

LCB Denard Walker (25)

RCB Samari Rolle (21)

SS Blaine Bishop (23)

FS Marcus Robertson (31)

SPECIALISTS

K Al Del Greco (3)

P Craig Hentrich (15)

Pro Bowl

All-Pro

GM: Floyd Reese; **Head Coach:** Jeff Fisher

Asst. Coaches: Mike Heimerdinger (off. coord.), Gregg Williams (def. coord.), George Henshaw (asst. head coach/off.), Jerry Gray (DB), Craig Johnson (off. asst.), Alan Lowry (ST), Mike Munchak (OL), Jim Schwartz (LB), Sherman Smith (RB), Ronnie Vinkler (def. asst.), Steve Walters (WR), Jim Washburn (DL), Steve Watterson (strength & rehab.)

AMERICAN FOOTBALL CONFERENCE STANDINGS

AFC EAST	W	L	T	Pct
Miami	11	5	0	.688
* Indianapolis	10	6	0	.625
N.Y. Jets	9	7	0	.563
Buffalo	8	8	0	.500
New England	5	11	0	.313
AFC CENTRAL	W	L	T	Pct
Tennessee	13	3	0	.813
* Baltimore	12	4	0	.750
Pittsburgh	9	7	0	.563
Jacksonville	7	9	0	.438
Cincinnati	4	12	0	.250
Cleveland	3	13	0	.188
AFC WEST	W	L	T	Pct
Oakland	12	4	0	.750
* Denver	11	5	0	.688
Kansas City	7	9	0	.438
Seattle	6	10	0	.375
San Diego	1	15	0	.063

NATIONAL FOOTBALL CONFERENCE STANDINGS

NFC EAST	W	L	T	Pct
N.Y. Giants	12	4	0	.750
* Philadelphia	11	5	0	.688
Washington	8	8	0	.500
Dallas	5	11	0	.313
Arizona	3	13	0	.188
NFC CENTRAL	W	L	T	Pct
Minnesota	11	5	0	.688
* Tampa Bay	10	6	0	.625
Green Bay	9	7	0	.563
Detroit	9	7	0	.563
Chicago	5	11	0	.313
NFC WEST	W	L	T	Pct
New Orleans	10	6	0	.625
* St. Louis	10	6	0	.625
Carolina	7	9	0	.438
San Francisco	6	10	0	.375
Atlanta	4	12	0	.250

* Wild Card for Playoffs

1999 SEASON (13-3 REGULAR SEASON, 3-1 PLAYOFFS) • 2ND PLACE AFC CENTRAL

DATE	OPPONENT	SCORE	W/L	ATT
Sep. 12	CINCINNATI	36-35	W	65,272
Sep. 19	CLEVELAND	26-9	W	65,904
Sep. 26	at Jacksonville	20-19	W	61,502
Oct. 3	at San Francisco	22-24	L	67,447
Oct. 10	BALTIMORE	14-11	W	65,486
Oct. 17	at New Orleans	24-21	W	51,875
Oct. 24	BYE			
Oct. 31	ST. LOUIS	24-21	W	66,415
Nov. 7	at Miami	0-17	L	74,109
Nov. 14	at Cincinnati	24-14	W	46,017
Nov. 21	PITTSBURGH	16-10	W	66,619
Nov. 28	at Cleveland	33-21	W	72,008
Dec. 5	at Baltimore	14-41	L	67,854
Dec. 9	OAKLAND	21-14	W	66,357
Dec. 19	ATLANTA	30-17	W	66,196
Dec. 26	JACKSONVILLE	41-14	W	66,641
Jan. 2	at Pittsburgh	47-36	W	48,025
Jan. 8	BUFFALO	22-16	W	66,782
Jan. 16	at Indianapolis	19-16	W	57,097
Jan. 23	at Jacksonville	33-14	W	75,206
Jan. 30	ST. LOUIS	16-23	L	72,625

* Overtime

	TITANS	OPP
Total First Downs	294	300
Rushing	109	81
Passing	167	193
Penalty	18	26
3rd Down: Made/Att	83/217	70/200
3rd Down Pct.	38.2	35.0
4th Down: Made/Att	7/12	4/14
4th Down Pct.	58.3	28.6
Possession Avg.	31:30	28:30
Total Net Yards	5296	5245
Avg. Per Game	331.0	327.8
Total Plays	1011	994
Avg. Per Play	5.2	5.3
Net Yards Rushing	1811	1550
Avg. Per Game	113.2	96.9
Total Rushes	459	383
Net Yards Passing	3485	3695
Avg. Per Game	217.8	230.9
Sacked/Yards Lost	25/137	54/305
Gross Yards	3622	4000
Att./Comp.	527/304	557/312
Completion Pct.	57.7	56.0
Had Intercepted	13	16
Punts/Average	90/42.5	80/42.9
Net Punting Avg.	90/38.1	80/37.2
Penalties/Yards	114/1069	128/1010
Fumbles/Ball Lost	17/9	39/24
Touchdowns	46	39
Rushing	19	8
Passing	23	26
Returns	4	5

BY PERIODS	1	2	3	4	OT	PTS
Titans	113	97	85	97	0	392
Opponents	44	93	103	84	0	324

SCORING	TD	RU	PA	RT	PAT	FG	S	TP
Del Greco	0	0	0	0	43/43	21/25	0	106
E. George	13	9	4	0	0	0	0	78
McNair	8	8	0	0	0	0	0	48
Dyson	4	0	4	0	0	0	0	24
Thigpen	4	0	4	0	0	0	0	24
Neal	3	1	2	0	0	0	0	18
Roan	3	0	3	0	0	0	0	18
Byrd	2	0	2	0	0	0	0	12
Wycheck	2	0	2	0	0	0	0	12
Harris	1	0	1	0	0	0	0	8
Kearse	1	0	0	1	0	0	0	6
Mason	1	0	0	1	0	0	0	6
Mitchell	1	0	0	1	0	0	0	6
Sanders	1	0	1	0	0	0	0	6
Thomas	1	1	0	0	0	0	0	6
Walker	1	0	0	1	0	0	0	6
Thornton	0	0	0	0	1	2	0	2
Titans	46	19	23	4	43/43	21/25	4	392
Opponents	39	8	26	5	33/33	15/22	2	324

2-point conversions: Harris, Titans 1-3, Opponents 4-6

RUSHING	No	Yds	Avg	Lg	TD
E. George	320	1304	4.1	40	9
McNair	72	337	4.7	38	8
Thomas	43	164	3.8	22	1
Dyson	1	3	3.0	3	0
Hentrich	2	1	0.5	1	0

PASSING	Att	Cmp	Pct	Yards	Yds/Att	TD	Int	Lg	Sk/Yds	Rating
McNair	331	187	56.5	2179	6.58	12	8	65t	16/74	78.6
O'Donnell	195	116	59.5	1382	7.09	10	5	54t	9/63	87.6
Wycheck	1	1	100.0	61	61.00	1	0	61t	0/0	158.3
Titans	527	304	57.7	3622	6.87	23	13	65t	25/137	83.1
Opponents	557	312	56.0	4000	7.18	26	16	78t	54/305	82.3

Neal	2	1	0.5	1t	1
O'Donnell	19	1	0.1	4	0
Titans	459	1811	3.9	40	19
Opponents	383	1550	4.0	72	8

RECEIVING	No	Yds	Avg	Lg	TD
Wycheck	69	641	9.3	35	2
Dyson	54	658	12.2	47t	4
E. George	47	458	9.7	54t	4
Thigpen	38	648	17.1	35	4
Harris	26	297	11.4	62t	1
Sanders	20	336	16.8	48t	1
Byrd	14	261	18.6	65t	2
Roan	9	93	10.3	24t	3
Thomas	9	72	8.0	26	0
Mason	8	89	11.1	31	0
Neal	7	27	3.9	8	2
Kent	3	42	14.0	25	0
Titans	304	3622	11.9	65t	23
Opponents	312	4000	12.8	78t	26

INTERCEPTIONS	No	Yds	Avg	Lg	TD
Rolle	4	65	16.3	30	0
Sidney	3	12	4.0	7	0
Holmes	2	17	8.5	19	0
Dorsett	1	43	43.0	43	0
Mitchell	1	42	42.0	42t	1
Bowden	1	29	29.0	29	0
Walker	1	27	27.0	27	0
Fisk	1	17	17.0	17	0
Robertson	1	3	3.0	3	0
Jackson	1	2	2.0	2	0
Titans	16	257	16.1	43	1
Opponents	13	227	17.5	47t	2

PUNTING	No	Yds	Avg	Net	TB	In	Lg	B
Hentrich	90	3824	42.5	38.1	3	35	78	0
Titans	90	3824	42.5	38.1	3	35	78	0
Opponents	80	3435	42.9	37.2	5	25	72	2

PUNT RETURNS	No	FC	Yds	Avg	Lg	TD
Mason	26	15	225	8.7	65t	1
Preston TM	8	2	59	7.4	12	0
Byrd	2	0	8	4.0	8	0
S. George	1	0	18	18.0	18	0
Rolle	1	0	23	23.0	23	0
Sidney	1	0	4	4.0	4	0
Thigpen	1	0	21	21.0	21	0
Titans	40	17	358	9.0	65t	1
Opponents	45	22	335	7.4	32	0

KICKOFF RETURNS	No	Yds	Avg	Lg	TD
Mason	41	805	19.6	41	0
Preston TM	5	119	23.8	29	0
S. George	4	63	15.8	22	0
Byrd	2	16	8.0	9	0
Kent	2	24	12.0	13	0
Neal	2	15	7.5	14	0
Titans	56	1042	18.6	41	0
Opponents	76	1596	21.0	99t	2

FIELD GOALS	1-19	20-29	30-39	40-49	50+
Del Greco	1/1	8/8	7/9	4/6	1/1
Titans	1/1	8/8	7/9	4/6	1/1
Opponents	0/0	4/4	4/7	6/9	1/2

Del Greco: (50G, 33G) (35G,44N) (44G, 48G) (21G, 22G,28G) () (42N,19G) (27G) (33N) (26G) () (27G,31G, 37N) (39G,33G) () (38G,27G,43N) (30G,20G) (42G)

Opponents: (33G,38G) (41G) (42G) (39G) (44G,46G,50G) (24G,42G) (54N,38N) (43N,46G) (32N) (44N,24G) () (21G,27G) (32N,45N) (32G) () ()

SACKS
 Kearse 14.5, Robinson 6.0, Ford 5.5, Thornton 4.5, Fisk 4.0, Holmes 4.0, Bowden 3.5, Evans 3.5, Rolle 3.0, Bishop 2.5, Jones 1.0, Frederick 0.5, Jackson 0.5, Robertson 0.5, Wortham 0.5

Titans 54.0, Opponents 25.0

TACKLES (Solo-Assists-Total)
 Bishop (80-33-113), Robinson (84-49-113), Robertson (64-28-92), Kearse (59-26-85), Bowden (54-27-81), Wortham (50-31-81), Fisk (41-39-80), Rolle (57-13-70), Walker (47-9-56), Evans (26-28-54), Ford (26-15-41), Phenix (32-7-39), Sidney (34-5-39), Holmes (20-18-38), Thornton (23-10-33), Killens (13-12-25), Jackson (18-4-22), Colman (12-9-21), Jones (12-7-19), Dorsett (10-1-11), Frederick (2-8-10), Salave'a (4-6-10), Mitchell (6-1-7), McCullough (3-0-3)

Team Totals: 760-383-1143

USUAL STARTING LINEUP

OFFENSE
 WR Kevin Dyson (87)
 LT Brad Hopkins (72)
LG Bruce Matthews (74)
 C Kevin Long (60)
 RG Benji Olson (75)
 RT Jon Runyan (69)
TE Frank Wycheck (89)
 WR Yancey Thigpen (82)
 QB Steve McNair (9)
RB Eddie George (27)
 FB Lorenzo Neal (41)

DEFENSE
LE Jevon Kearse (90)
 LT Josh Evans (91)
 RT Jason Fisk (97)
 RE Kenny Holmes (99)
 LLB Eddie Robinson (55)
 MLB Barron Wortham (82)
 RLB Joe Bowden (58)
 LCB Denard Walker (25)
 RCB Samari Rolle (21)
 SS Blaine Bishop (23)
 FS Marcus Robertson (31)

SPECIALISTS
 K Al Del Greco (3)
 P Craig Hentrich (15)

Pro Bowl
 All-Pro

GM: Floyd Reese; **Head Coach:** Jeff Fisher
Asst. Coaches: George Henshaw (asst. head coach/run game), Les Steckel (off. coord.), Gregg Williams (def. coord.), Bart Andrus (QB), O'Neill Gilbert (LB), Jerry Gray (DB), Alan Lowry (ST), Mike Munchak (OL), Jim Schwartz (def. asst.), Sherman Smith (RB), Steve Walters (WR), Jim Washburn (DL), Steve Watterson (strength & rehab.)

AMERICAN FOOTBALL CONFERENCE STANDINGS

AFC EAST	W	L	T	Pct
Indianapolis	13	3	0	.813
* Buffalo	11	5	0	.688
* Miami	9	7	0	.563
N.Y. Jets	8	8	0	.500
New England	8	8	0	.500
AFC CENTRAL	W	L	T	Pct
Jacksonville	14	2	0	.875
* Tennessee	13	3	0	.813
Baltimore	8	8	0	.500
Pittsburgh	6	10	0	.375
Cincinnati	4	12	0	.250
Cleveland	2	14	0	.125
AFC WEST	W	L	T	Pct
Seattle	9	7	0	.563
Kansas City	9	7	0	.563
Oakland	8	8	0	.500
San Diego	8	8	0	.500
Denver	6	10	0	.375

NATIONAL FOOTBALL CONFERENCE STANDINGS

NFC EAST	W	L	T	Pct
Washington	10	6	0	.625
* Dallas	8	8	0	.500
N.Y. Giants	7	9	0	.438
Arizona	6	10	0	.375
Philadelphia	5	11	0	.313
NFC CENTRAL	W	L	T	Pct
Tampa Bay	11	5	0	.688
* Minnesota	10	6	0	.625
* Detroit	8	8	0	.500
Green Bay	8	8	0	.500
Chicago	6	10	0	.375
NFC WEST	W	L	T	Pct
St. Louis	13	3	0	.813
Carolina	8	8	0	.500
Atlanta	5	11	0	.313
San Francisco	4	12	0	.250
New Orleans	3	13	0	.188

* Wild Card for Playoffs

ALL-TIME RESULTS

1998 (8-8)					
DATE	OPPONENT	SCORE	W/L	ATT	
Sep. 6	at Cincinnati	23-14	W	55,848	
Sep. 13	SAN DIEGO	7-13	L	41,089	
Sep. 20	at New England	16-27	L	59,973	
Sep. 27	JACKSONVILLE	22-27	L	34,656	
Oct. 4	BYE				
Oct. 11	at Baltimore	12-8	W	68,561	
Oct. 18	CINCINNATI	44-14	W	33,288	
Oct. 25	CHICAGO	20-23	L	40,089	
Nov. 1	at Pittsburgh	41-31	W	58,222	
Nov. 8	at Tampa Bay	31-22	W	65,054	
Nov. 15	PITTSBURGH	23-14	W	41,104	
Nov. 22	NY JETS	3-24	L	37,084	
Nov. 29	at Seattle	18-20	L	59,048	
Dec. 6	BALTIMORE	16-14	W	31,124	
Dec. 13	at Jacksonville	16-13	W	65,657	
Dec. 20	at Green Bay	22-30	L	59,888	
Dec. 26	MINNESOTA	16-26	L	41,121	

1997 (8-8)					
DATE	OPPONENT	SCORE	W/L	ATT	
Aug. 31	OAKLAND	24-21*	W	30,171	
Sep. 7	at Miami	13-16*	L	64,439	
Sep. 14	BYE				
Sep. 21	BALTIMORE	10-36	L	17,737	
Sep. 28	at Pittsburgh	24-37	L	57,507	
Oct. 5	at Seattle	13-16	L	49,897	
Oct. 12	CINCINNATI	30-7	W	17,071	
Oct. 19	WASHINGTON	28-14	W	31,042	
Oct. 26	at Arizona	41-14	W	44,030	
Nov. 2	JACKSONVILLE	24-30	L	27,208	
Nov. 9	NY GIANTS	10-6	W	26,744	
Nov. 16	at Jacksonville	9-17	L	70,070	
Nov. 23	BUFFALO	31-14	W	23,571	
Nov. 27	at Dallas	27-14	W	63,421	
Dec. 4	at Cincinnati	14-41	L	49,086	
Dec. 14	at Baltimore	19-21	L	60,558	
Dec. 21	PITTSBURGH	16-6	W	50,677	

1996 (8-8)					
DATE	OPPONENT	SCORE	W/L	ATT	
Sep. 1	KANSAS CITY	19-20	L	27,725	
Sep. 8	at Jacksonville	34-27	W	66,468	
Sep. 15	BALTIMORE	29-13	W	20,082	
Sep. 22	BYE				
Sep. 29	at Pittsburgh	16-30	L	58,608	
Oct. 6	at Cincinnati	30-27*	W	44,680	
Oct. 13	at Atlanta	23-13	W	35,401	
Oct. 20	PITTSBURGH	23-13	W	50,337	
Oct. 27	SAN FRANCISCO	9-10	L	53,664	
Nov. 3	at Seattle	16-23	L	36,320	
Nov. 10	at New Orleans	31-14	W	34,121	
Nov. 17	MIAMI	20-23	L	47,358	
Nov. 24	CAROLINA	6-31	L	20,107	
Dec. 1	at NY Jets	35-10	W	21,731	
Dec. 8	JACKSONVILLE	17-23	L	20,196	
Dec. 15	CINCINNATI	13-21	L	15,131	
Dec. 22	at Baltimore	24-21	W	52,704	

1995 (7-9)					
DATE	OPPONENT	SCORE	W/L	ATT	
Sep. 3	at Jacksonville	10-3	W	72,363	
Sep. 10	PITTSBURGH	17-34	L	44,122	
Sep. 17	CLEVELAND	7-14	L	36,077	
Sep. 24	at Cincinnati	38-28	W	46,332	
Oct. 1	JACKSONVILLE	16-17	L	36,346	
Oct. 8	at Minnesota	17-23*	L	56,430	
Oct. 15	BYE				
Oct. 22	at Chicago	32-35	L	63,545	
Oct. 29	TAMPA BAY	19-7	W	31,489	
Nov. 5	at Cleveland	37-10	W	57,881	
Nov. 12	CINCINNATI	25-32	L	32,998	
Nov. 19	at Kansas City	13-20	L	77,576	
Nov. 26	DENVER	42-33	W	36,113	
Dec. 3	at Pittsburgh	7-21	L	56,013	
Dec. 10	DETROIT	17-24	L	35,842	
Dec. 17	NY JETS	23-6	W	35,873	
Dec. 24	at Buffalo	28-17	W	45,253	

* Overtime

1994 (2-14)					
DATE	OPPONENT	SCORE	W/L	ATT	
Sep. 4	at Indianapolis	21-45	L	47,372	
Sep. 11	at Dallas	17-20	L	64,402	
Sep. 18	BUFFALO	7-15	L	55,424	
Sep. 25	CINCINNATI	20-13	W	44,253	
Oct. 3	at Pittsburgh	14-30	L	57,274	
Oct. 9	BYE				
Oct. 13	CLEVELAND	8-11	L	50-364	
Oct. 24	at Philadelphia	6-21	L	65,233	
Oct. 30	at L.A. Raiders	14-17	L	40,473	
Nov. 6	PITTSBURGH	9-12*	L	47,822	
Nov. 13	at Cincinnati	31-34	L	54,908	
Nov. 21	NY GIANTS	10-13	L	53,201	
Nov. 27	at Cleveland	10-34	L	65,088	
Dec. 4	ARIZONA	12-30	L	39,821	
Dec. 11	SEATTLE	14-16	L	31,453	
Dec. 18	at Kansas City	9-31	L	79,319	
Dec. 24	NY JETS	24-10	W	31,176	

* Overtime

1993 (12-4, AFC CENTRAL CHAMPIONS)					
DATE	OPPONENT	SCORE	W/L	ATT	
Sep. 5	at New Orleans	21-33	L	69,029	
Sep. 12	KANSAS CITY	30-0	W	59,780	
Sep. 19	at San Diego	17-18	L	58,519	
Sep. 26	L.A. RAMS	13-28	L	53,072	
Oct. 3	BYE				
Oct. 11	at Buffalo	7-35	L	79,613	
Oct. 17	at New England	28-14	W	51,037	
Oct. 24	CINCINNATI	28-12	W	50,039	
Oct. 31	BYE				
Nov. 7	SEATTLE	24-14	W	50,447	
Nov. 14	at Cincinnati	38-3	W	42,347	
Nov. 21	at Cleveland	27-20	W	71,668	
Nov. 28	PITTSBURGH	23-3	W	61,238	
Dec. 5	ATLANTA	33-17	W	58,186	
Dec. 12	CLEVELAND	19-17	W	58,720	
Dec. 19	at Pittsburgh	26-17	W	57,592	
Dec. 25	at San Francisco	10-7	W	61,744	
Jan. 2	NY JETS	24-0	W	61,040	
Jan. 16	KANSAS CITY	20-28	L	64,011	

1992 (10-6, AFC WILD CARD)					
DATE	OPPONENT	SCORE	W/L	ATT	
Sep. 6	PITTSBURGH	24-29	L	63,713	
Sep. 13	at Indianapolis	20-10	W	44,851	
Sep. 20	KANSAS CITY	23-20*	W	60,955	
Sep. 27	SAN DIEGO	27-0	W	57,491	
Oct. 4	BYE				
Oct. 11	at Cincinnati	38-24	W	54,254	
Oct. 18	at Denver	21-27	L	74,827	
Oct. 25	CINCINNATI	26-10	W	58,701	
Nov. 1	at Pittsburgh	20-21	L	58,074	
Nov. 8	CLEVELAND	14-24	L	57,348	
Nov. 15	at Minnesota	17-13	W	56,726	
Nov. 22	at Miami	16-19	L	63,597	
Nov. 26	at Detroit	24-21	W	73,711	
Dec. 7	CHICAGO	24-7	W	62,193	
Dec. 13	GREEN BAY	14-16	L	57,285	
Dec. 20	at Cleveland	17-14	W	59,898	
Dec. 27	BUFFALO	27-3	W	61,742	
Jan. 3	at Buffalo	38-41*	L	75,141	

* Overtime

1991 (11-5, AFC CENTRAL CHAMPIONS)					
DATE	OPPONENT	SCORE	W/L	ATT	
Sep. 1	L.A. RAIDERS	47-17	W	61,367	
Sep. 8	at Cincinnati	30-7	W	56,463	
Sep. 16	KANSAS CITY	17-7	W	61,058	
Sep. 22	at New England	20-24	L	30,702	
Sep. 29	BYE				
Oct. 6	DENVER	42-14	W	59,145	
Oct. 13	at NY Jets	23-20	W	70,758	
Oct. 20	at Miami	17-13	W	60,705	
Oct. 27	CINCINNATI	25-3	W	58,634	
Nov. 3	at Washington	13-16*	L	55,096	
Nov. 10	DALLAS	26-23*	W	63,001	
Nov. 17	CLEVELAND	28-24	W	58,155	
Nov. 24	at Pittsburgh	14-26	L	45,795	
Dec. 2	PHILADELPHIA	6-13	L	62,141	
Dec. 8	PITTSBURGH	31-6	W	59,225	
Dec. 15	at Cleveland	17-14	W	55,680	
Dec. 21	at NY Giants	20-24	L	63,421	
Dec. 29	NY JETS	17-10	W	61,485	
Jan. 4	at Denver	24-26	L	75,301	

* Overtime

1990 (9-7, AFC CENTRAL CHAMPIONS)					
DATE	OPPONENT	SCORE	W/L	ATT	
Sep. 9	at Atlanta	27-47	L	56,222	
Sep. 16	at Pittsburgh	9-20	L	54,814	
Sep. 23	INDIANAPOLIS	24-10	W	50,093	
Sep. 30	at San Diego	17-7	W	48,762	
Oct. 7	SAN FRANCISCO	21-24	L	59,931	
Oct. 14	CINCINNATI	48-17	W	53,501	
Oct. 21	NEW ORLEANS	23-10	W	57,908	
Oct. 28	NY JETS	12-17	L	56,337	
Nov. 4	at L.A. Rams	13-17	L	52,628	
Nov. 11	BYE				
Nov. 18	at Cleveland	35-23	W	76,726	
Nov. 26	BUFFALO	27-24	W	60,130	
Dec. 2	at Seattle	10-13*	L	57,592	
Dec. 9	CLEVELAND	58-14	W	54,469	
Dec. 16	at Kansas City	27-10	W	61,756	
Dec. 23	at Cincinnati	20-40	L	60,044	
Dec. 30	PITTSBURGH	34-14	W	56,906	
Jan. 6	at Cincinnati	14-41	L	60,012	

* Overtime

1989 (9-7, AFC WILD CARD)					
DATE	OPPONENT	SCORE	W/L	ATT	
Sep. 10	at Minnesota	7-38	L	54,015	
Sep. 17	at San Diego	34-27	W	42,013	
Sep. 24	BUFFALO	41-47*	L	57,278	
Oct. 1	MIAMI	39-7	W	53,326	
Oct. 8	at New England	13-23	L	59,828	
Oct. 15	at Chicago	33-28	W	64,383	
Oct. 22	PITTSBURGH	27-0	W	59,091	
Oct. 29	at Cleveland	17-28	L	78,765	
Nov. 5	DETROIT	35-31	W	48,056	
Nov. 13	CINCINNATI	26-24	W	60,694	
Nov. 19	L.A. RAIDERS	23-7	W	59,198	
Nov. 26	at Kansas City	0-34	L	51,342	
Dec. 3	at Pittsburgh	23-16	W	40,541	
Dec. 10	TAMPA BAY	20-17	W	54,532	
Dec. 17	at Cincinnati	7-61	L	47,510	
Dec. 23	CLEVELAND	20-24	L	58,852	
Dec. 31	PITTSBURGH	23-26*	L	58,306	

* Overtime

1988 (10-6, AFC WILD CARD)					
DATE	OPPONENT	SCORE	W/L	ATT	
Sep. 4	at Indianapolis	17-14*	W	57,251	
Sep. 11	L.A. RAIDERS	38-35	W	46,050	
Sep. 18	at NY Jets	3-45	L	64,683	
Sep. 25	NEW ENGLAND	31-6	W	38,646	
Oct. 2	at Philadelphia	23-32	L	64,692	
Oct. 9	KANSAS CITY	7-6	W	39,134	
Oct. 16	at Pittsburgh	34-14	W	52,229	
Oct. 23	at Cincinnati	21-44	L	54,659	
Oct. 30	WASHINGTON	41-17	W	48,781	
Nov. 7	CLEVELAND	24-17	W	51,467	
Nov. 13	at Seattle	24-27	L	60,446	
Nov. 20	PHOENIX	38-20	W	43,843	
Nov. 24	at Dallas	25-17	W	50,845	
Dec. 4	PITTSBURGH	34-37	L	47,791	
Dec. 11	CINCINNATI	41-6	W	50,269	
Dec. 18	at Cleveland	23-28	L	74,610	
Dec. 24	at Cleveland	24-23	W	74,977	
Jan. 1	at Buffalo	10-17	L	79,532	

* Overtime

1987 (9-6, AFC WILD CARD)						
DATE	OPPONENT	SCORE	W/L	ATT		
Sep. 13	L.A. RAMS	20-16	W	33,186		
Sep. 20	at Buffalo	30-34	L	56,534		
Sep. 27	L.A. RAIDERS	<i>Canceled due to players' strike</i>				
+Oct. 4	at Denver	40-10	W	38,494		
+Oct. 11	at Cleveland	15-10	W	38,927		
+Oct. 18	NEW ENGLAND	7-21	L	26,294		
Oct. 25	AT					

ALL-TIME RESULTS

1986 (5-11)				
DATE	OPPONENT	SCORE	W/L	ATT
Sep. 7	at Green Bay	31-3	W	54,065
Sep. 14	CLEVELAND	20-23	L	46,049
Sep. 21	at Kansas City	13-27	L	43,699
Sep. 29	PITTSBURGH	16-22*	L	42,001
Oct. 5	at Detroit	13-24	L	41,960
Oct. 12	CHICAGO	7-20	L	46,026
Oct. 19	at Cincinnati	28-31	L	53,844
Oct. 26	L.A. RAIDERS	17-28	L	41,641
Nov. 2	at Miami	7-28	L	43,804
Nov. 9	CINCINNATI	32-28	W	32,130
Nov. 16	at Pittsburgh	10-21	L	49,724
Nov. 23	INDIANAPOLIS	31-17	W	31,792
Nov. 30	at Cleveland	10-13*	L	62,309
Dec. 7	at San Diego	0-27	L	40,103
Dec. 14	MINNESOTA	23-10	W	32,738
Dec. 21	BUFFALO	16-7	W	31,409

* Overtime

1985 (5-11)				
DATE	OPPONENT	SCORE	W/L	ATT
Sep. 8	MIAMI	26-23	W	47,656
Sep. 15	at Washington	13-16	L	53,553
Sep. 22	at Pittsburgh	0-20	L	58,572
Sep. 29	DALLAS	10-17	L	49,686
Oct. 6	at Denver	20-31	L	74,699
Oct. 13	CLEVELAND	6-21	L	38,386
Oct. 20	CINCINNATI	44-27	W	35,590
Oct. 27	at St. Louis	20-10	W	43,190
Nov. 3	KANSAS CITY	23-20	W	41,238
Nov. 10	at Buffalo	0-20	L	21,881
Nov. 17	PITTSBURGH	7-30	L	45,977
Nov. 24	SAN DIEGO	37-35	W	34,336
Dec. 1	at Cincinnati	27-45	L	46,140
Dec. 8	NY GIANTS	14-35	L	36,576
Dec. 15	at Cleveland	21-28	L	50,793
Dec. 22	at Indianapolis	16-34	L	55,818

1984 (3-13)				
DATE	OPPONENT	SCORE	W/L	ATT
Sep. 2	L.A. RAIDERS	14-24	L	49,092
Sep. 9	INDIANAPOLIS	21-35	L	43,820
Sep. 16	at San Diego	14-31	L	52,266
Sep. 23	at Atlanta	10-42	L	45,248
Sep. 30	NEW ORLEANS	10-27	L	43,108
Oct. 7	at Cincinnati	3-13	L	43,637
Oct. 14	at Miami	10-28	L	54,080
Oct. 21	SAN FRANCISCO	21-34	L	39,900
Oct. 28	CINCINNATI	13-31	L	34,010
Nov. 4	at Pittsburgh	7-35	L	48,892
Nov. 11	at Kansas City	17-16	W	44,464
Nov. 18	NY JETS	31-20	W	40,141
Nov. 25	at Cleveland	10-27	L	46,077
Dec. 2	PITTSBURGH	23-20*	W	39,786
Dec. 9	at L.A. Rams	16-27	L	49,092
Dec. 16	CLEVELAND	20-27	L	33,676

* Overtime

1983 (2-14)				
DATE	OPPONENT	SCORE	W/L	ATT
Sep. 4	GREEN BAY	38-41*	L	44,073
Sep. 11	at L.A. Raiders	6-20	L	37,526
Sep. 18	PITTSBURGH	28-40	L	44,150
Sep. 25	at Buffalo	13-30	L	60,070
Oct. 2	at Pittsburgh	10-17	L	56,901
Oct. 9	DENVER	14-26	L	44,209
Oct. 16	at Minnesota	14-34	L	58,910
Oct. 23	KANSAS CITY	10-13*	L	39,462
Oct. 30	at Cleveland	19-25*	L	68,851
Nov. 6	CINCINNATI	14-55	L	39,706
Nov. 13	DETROIT	27-17	W	40,660
Nov. 20	at Cincinnati	10-38	L	46,375
Nov. 27	at Tampa Bay	24-33	L	38,625
Dec. 4	MIAMI	17-24	L	39,434
Dec. 11	CLEVELAND	34-27	W	29,746
Dec. 18	at Baltimore	10-20	L	20,418

* Overtime

1982 (1-8)				
DATE	OPPONENT	SCORE	W/L	ATT
Sep. 12	at Cincinnati	6-27	L	52,268
Sep. 19	SEATTLE	23-21	W	43,117
Nov. 21	PITTSBURGH	10-24	L	42,338
Nov. 28	at New England	21-29	L	33,602
Dec. 5	at NY Giants	14-17	L	71,184
Dec. 13	DALLAS	7-37	L	51,808
Dec. 19	at Philadelphia	14-35	L	44,119
Dec. 26	CLEVELAND	14-20	L	36,559
Jan. 2	CINCINNATI	27-35	L	26,522

Note: strike-shortened season

1981 (7-9)				
DATE	OPPONENT	SCORE	W/L	ATT
Sep. 6	at L.A. Rams	27-20	W	63,198
Sep. 13	at Cleveland	9-3	W	79,483
Sep. 20	MIAMI	10-16	L	47,379
Sep. 27	at NY Jets	17-33	L	50,309
Oct. 4	CINCINNATI	17-10	W	44,350
Oct. 11	SEATTLE	35-17	W	42,671
Oct. 18	at New England	10-38	L	60,474
Oct. 26	at Pittsburgh	13-26	L	52,732
Nov. 1	at Cincinnati	21-34	L	54,736
Nov. 8	OAKLAND	17-16	W	45,519
Nov. 15	at Kansas City	10-23	L	73,984
Nov. 22	NEW ORLEANS	24-27	L	49,581
Nov. 29	ATLANTA	27-31	L	40,201
Dec. 3	CLEVELAND	17-13	W	44,502
Dec. 13	at San Francisco	6-28	L	55,707
Dec. 20	PITTSBURGH	21-20	W	41,056

1980 (11-5, AFC CENTRAL CHAMPIONS)				
DATE	OPPONENT	SCORE	W/L	ATT
Sep. 7	at Pittsburgh	17-31	L	54,386
Sep. 15	at Cleveland	16-7	W	80,243
Sep. 21	BALTIMORE	21-16	W	47,878
Sep. 28	at Cincinnati	13-10	W	50,413
Oct. 5	SEATTLE	7-26	L	46,860
Oct. 12	at Kansas City	20-21	L	75,048
Oct. 19	TAMPA BAY	20-14	W	48,167
Oct. 26	CINCINNATI	23-3	W	49,189
Nov. 2	at Denver	20-16	W	74,717
Nov. 10	NEW ENGLAND	38-34	W	51,524
Nov. 16	at Chicago	10-6	W	59,390
Nov. 23	at NY Jets	28-31*	L	52,358
Nov. 30	CLEVELAND	14-17	L	61,514
Dec. 4	PITTSBURGH	6-0	W	53,960
Dec. 14	at Green Bay	22-3	W	53,201
Dec. 21	MINNESOTA	20-16	W	51,064
Dec. 28	at Oakland	7-27	L	52,762

* Overtime

1979 (11-5, AFC WILD CARD)				
DATE	OPPONENT	SCORE	W/L	ATT
Sep. 2	at Washington	29-27	W	54,582
Sep. 9	at Pittsburgh	7-38	L	49,792
Sep. 16	KANSAS CITY	20-6	W	45,684
Sep. 23	at Cincinnati	30-27*	W	45,615
Sep. 30	CLEVELAND	31-10	W	48,915
Oct. 7	ST. LOUIS	17-24	L	53,043
Oct. 14	at Baltimore	28-16	W	45,021
Oct. 21	at Seattle	14-34	L	60,705
Oct. 28	NY JETS	27-24*	W	45,825
Nov. 5	at Miami	9-6	W	70,273
Nov. 11	OAKLAND	31-17	W	48,614
Nov. 18	CINCINNATI	42-21	W	49,829
Nov. 22	at Dallas	30-24	W	63,897
Dec. 2	at Cleveland	7-14	L	69,112
Dec. 10	PITTSBURGH	20-17	W	55,293
Dec. 16	PHILADELPHIA	20-26	L	49,407
Dec. 23	DENVER	13-7	W	48,776
Dec. 29	at San Diego	17-14	W	51,192
Jan. 6	at Pittsburgh	13-27	L	50,475

* Overtime

1978 (10-6, AFC WILD CARD)				
DATE	OPPONENT	SCORE	W/L	ATT
Sep. 3	at Atlanta	14-20	L	57,328
Sep. 10	at Kansas City	20-17	W	40,213
Sep. 17	SAN FRANCISCO	20-19	W	46,161
Sep. 24	LOS ANGELES	6-10	L	45,749
Oct. 1	at Cleveland	16-13	W	72,776
Oct. 8	at Oakland	17-21	L	52,550
Oct. 15	BUFFALO	17-10	W	47,727
Oct. 23	at Pittsburgh	24-17	W	48,021
Oct. 29	at Cincinnati	13-28	L	50,532
Nov. 5	CLEVELAND	14-10	W	45,827
Nov. 12	at New England	26-23	W	60,356
Nov. 20	MIAMI	35-30	W	50,290
Nov. 26	CINCINNATI	17-10	W	43,245
Dec. 3	PITTSBURGH	3-13	L	54,261
Dec. 10	at New Orleans	17-12	W	63,169
Dec. 17	SAN DIEGO	24-45	L	49,554
Dec. 24	at Miami	17-9	W	70,036
Dec. 31	at New England	31-14	W	61,297
Jan. 7	at Pittsburgh	5-34	L	49,417

1977 (8-6)				
DATE	OPPONENT	SCORE	W/L	ATT
Sep. 18	NY JETS	20-0	W	39,488
Sep. 25	at Green Bay	16-10	W	55,071
Oct. 2	at Miami	7-27	L	49,619
Oct. 9	PITTSBURGH	27-10	W	49,226
Oct. 16	CLEVELAND	23-24	L	47,888
Oct. 23	at Pittsburgh	10-27	L	48,517
Oct. 30	at Cincinnati	10-13*	L	53,194
Nov. 6	CHICAGO	47-0	W	47,226
Nov. 13	at Oakland	29-34	L	53,667
Nov. 20	at Seattle	22-10	W	61,519
Nov. 27	KANSAS CITY	34-20	W	42,934
Dec. 4	DENVER	14-24	L	46,875
Dec. 11	at Cleveland	19-15	W	30,898
Dec. 18	CINCINNATI	21-16	W	46,212

* Overtime

1976 (5-9)				
DATE	OPPONENT	SCORE	W/L	ATT
Sep. 12	TAMPA BAY	20-0	W	42,228
Sep. 19	at Buffalo	13-3	W	61,364
Sep. 26	OAKLAND	13-14	L	42,338
Oct. 3	at New Orleans	31-26	W	51,973
Oct. 10	DENVER	17-3	W	47,928
Oct. 17	at San Diego	27-30	L	31,565
Oct. 24	CINCINNATI	7-27	L	45,499
Nov. 1	at Baltimore	14-38	L	60,020
Nov. 7	CLEVELAND	7-21	L	39,828
Nov. 14	at Cincinnati	27-31	L	53,243
Nov. 21	at Pittsburgh	16-32	L	47,947
Nov. 28	ATLANTA	20-14	W	25,838
Dec. 5	at Cleveland	10-13	L	56,025
Dec. 11	PITTSBURGH	0-21	L	44,743

1975 (10-4)				
DATE	OPPONENT	SCORE	W/L	ATT
Sep. 21	at New England	7-0	W	51,934
Sep. 28	SAN DIEGO	33-17	W	33,765
Oct. 5	CINCINNATI	19-21	L	42,412
Oct. 12	at Cleveland	40-10	W	46,531
Oct. 19	WASHINGTON	13-10	W	49,566
Oct. 26	DETROIT	24-8	W	46,904
Nov. 2	at Kansas City	17-13	W	62,989
Nov. 9	at Pittsburgh	17-24	L	49,460
Nov. 16	MIAMI	20-19	W	48,892
Nov. 24	PITTSBURGH	9-32	L	49,947
Nov. 30	at Cincinnati	19-23	L	46,128
Dec. 7	at San Francisco	27-13	W	44,015
Dec. 14	at Oakland	27-26	W	50,719
Dec. 21	CLEVELAND	21-10	W	43,770

1974 (7-7)				
DATE	OPPONENT	SCORE	W/L	ATT
Sep. 15	SAN DIEGO	21-14	W	25,317
Sep. 22	at Cleveland	7-20	L	55,242
Sep. 29	KANSAS CITY	7-17	L	28,538
Oct. 6	PITTSBURGH	7-13	L	30,049
Oct. 13	at Minnesota	10-51	L	48,006
Oct. 20	ST. LOUIS	27-31	L	26,371
Oct. 27	at Cincinnati	34-21	W	55,434
Nov. 3	at NY Jets	27-22	W	47,218
Nov. 10	at Buffalo	21-9	W	79,144
Nov. 17	CINCINNATI	20-3	W	44,054
Nov. 24	DALLAS	0-10	L	49,775
Dec. 1	at Pittsburgh	13-10	W	41,195
Dec. 8	at Denver	14-37	L	46,942
Dec. 15	CLEVELAND	28-24	W	33,299

1973 (1-13)				
DATE	OPPONENT	SCORE	W/L	ATT
Sep. 16	at NY Giants	14-34	L	57,979
Sep. 23	at Cincinnati	10-24	L	51,823
Sep. 30	PITTSBURGH	7-36	L	39,331
Oct. 7	LA RAMS	26-31	L	34,875
Oct. 14	DENVER	20-48	L	32,801
Oct. 21	at Cleveland	13-42	L	61,146
Oct. 28	at Chicago	14-35	L	43,755
Nov. 4	at Baltimore	31-27	W	52,707
Nov. 11	CLEVELAND	13-23	L	37,230
Nov. 18	at Kansas City	14-38	L	68,444
Nov. 25	NEW ENGLAND	0-32	L	27,344
Dec.				

ALL-TIME RESULTS

1972 (1-13)				
DATE	OPPONENT	SCORE	W/L	ATT
Sep. 17	at Denver	17-30	L	51,656
Sep. 24	at Miami	13-34	L	77,821
Oct. 1	NY JETS	26-20	W	51,423
Oct. 9	OAKLAND	0-34	L	51,378
Oct. 15	at Pittsburgh	7-24	L	42,929
Oct. 22	CLEVELAND	17-23	L	38,113
Oct. 29	at Cincinnati	7-30	L	59,409
Nov. 5	at Cleveland	0-20	L	61,985
Nov. 12	PHILADELPHIA	17-18	L	34,175
Nov. 19	GREEN BAY	10-23	L	41,752
Nov. 26	at San Diego	20-34	L	46,289
Dec. 3	at Atlanta	10-20	L	58,850
Dec. 10	PITTSBURGH	3-9	L	36,528
Dec. 17	CINCINNATI	17-61	L	32,482

1971 (4-9-1)				
DATE	OPPONENT	SCORE	W/L	ATT
Sep. 19	at Cleveland	0-31	L	73,387
Sep. 26	KANSAS CITY	16-20	L	46,498
Oct. 3	NEW ORLEANS	13-13	T	47,966
Oct. 10	at Washington	13-22	L	55,041
Oct. 17	DETROIT	7-31	L	45,885
Oct. 24	at Pittsburgh	16-23	L	45,872
Oct. 31	CINCINNATI	10-6	W	37,947
Nov. 7	at New England	20-28	L	53,155
Nov. 14	at Oakland	21-41	L	54,705
Nov. 21	at Cincinnati	13-28	L	59,390
Nov. 28	CLEVELAND	24-37	L	37,921
Dec. 5	PITTSBURGH	29-3	W	37,778
Dec. 12	at Buffalo	20-14	W	28,107
Dec. 19	SAN DIEGO	49-33	W	35,959

1970 (3-10-1)				
DATE	OPPONENT	SCORE	W/L	ATT
Sep. 20	at Pittsburgh	19-7	W	45,538
Sep. 27	MIAMI	10-20	L	39,840
Oct. 4	at Cincinnati	20-13	W	55,094
Oct. 11	BALTIMORE	20-24	L	48,050
Oct. 18	PITTSBURGH	3-7	L	42,799
Oct. 25	at San Diego	31-31	T	41,427
Nov. 1	at St. Louis	0-44	L	47,911
Nov. 8	at Kansas City	9-24	L	49,810
Nov. 15	SAN FRANCISCO	20-30	L	43,040
Nov. 22	at Cleveland	14-28	L	74,723
Nov. 29	DENVER	31-21	W	35,733
Dec. 7	CLEVELAND	10-21	L	50,582
Dec. 13	CINCINNATI	20-30	L	34,435
Dec. 20	at Dallas	10-52	L	50,504

1969 (6-6-2, AFL WILD CARD)				
DATE	OPPONENT	SCORE	W/L	ATT
Sep. 14	at Oakland	17-21	L	49,361
Sep. 21	at Buffalo	17-3	W	40,146
Sep. 28	MIAMI	22-10	W	41,086
Oct. 5	BUFFALO	28-14	W	46,485
Oct. 12	at Kansas City	0-24	L	45,805
Oct. 19	at New York	17-26	L	63,841
Oct. 26	DENVER	24-21	W	45,348
Nov. 2	at Boston	0-24	L	19,006
Nov. 9	CINCINNATI	31-31	T	45,298
Nov. 16	at Denver	20-20	T	45,002
Nov. 23	at Miami	32-7	W	27,218
Nov. 27	SAN DIEGO	17-21	L	40,065
Dec. 6	NEW YORK	26-34	L	51,923
Dec. 14	BOSTON	27-23	W	39,215
Dec. 21	at Oakland	7-56	L	53,539

1968 (7-7)				
DATE	OPPONENT	SCORE	W/L	ATT
Sep. 9	KANSAS CITY	21-26	L	45,083
Sep. 14	at Miami	24-10	W	40,067
Sep. 21	at San Diego	14-30	L	46,217
Sep. 29	OAKLAND	15-24	L	46,098
Oct. 6	MIAMI	7-24	L	36,109
Oct. 13	at Boston	16-0	W	32,502
Oct. 20	NEW YORK	14-20	L	51,710
Oct. 27	at Buffalo	30-7	W	34,339
Nov. 3	at Cincinnati	27-17	W	24,012
Nov. 10	at New York	7-26	L	60,242
Nov. 17	DENVER	38-17	W	36,075
Nov. 28	at Kansas City	10-24	L	48,493
Dec. 7	BUFFALO	35-6	W	34,110
Dec. 15	BOSTON	45-17	W	34,198

1967 (9-4-1, AFL EAST CHAMPIONS)				
DATE	OPPONENT	SCORE	W/L	ATT
Sep. 9	KANSAS CITY	20-25	L	28,003
Sep. 17	at Buffalo	20-3	W	41,384
Sep. 24	at San Diego	3-13	L	36,032
Oct. 1	DENVER	10-6	W	21,798
Oct. 15	at New York	28-28	T	62,729
Oct. 22	at Kansas City	24-19	W	46,365
Oct. 29	BUFFALO	10-3	W	30,060
Nov. 5	at Boston	7-18	L	19,422
Nov. 12	at Denver	20-18	W	30,392
Nov. 26	BOSTON	27-6	W	28,044
Dec. 3	MIAMI	17-14	W	20,979
Dec. 10	OAKLAND	7-19	L	36,375
Dec. 16	SAN DIEGO	24-17	W	19,870
Dec. 23	at Miami	41-10	W	25,982
Dec. 31	at Oakland	7-40	L	53,330

1966 (3-11)				
DATE	OPPONENT	SCORE	W/L	ATT
Sep. 3	DENVER	45-7	W	30,156
Sep. 10	OAKLAND	31-0	W	31,763
Sep. 18	at New York	13-52	L	54,681
Sep. 25	at Buffalo	20-27	L	42,526
Oct. 2	at Denver	38-40	L	27,203
Oct. 16	NEW YORK	24-0	W	30,823
Oct. 23	MIAMI	13-20	L	23,173
Oct. 30	at Kansas City	23-48	L	31,676
Nov. 6	at Oakland	23-38	L	34,102
Nov. 13	at Boston	21-27	L	23,426
Nov. 20	BUFFALO	20-42	L	27,312
Dec. 4	SAN DIEGO	22-28	L	17,569
Dec. 11	BOSTON	14-38	L	17,100
Dec. 18	at Miami	28-29	L	20,045

1965 (4-10)				
DATE	OPPONENT	SCORE	W/L	ATT
Sep. 12	NEW YORK	27-21	W	52,680
Sep. 19	BOSTON	31-10	W	32,445
Sep. 26	at Oakland	17-21	L	18,166
Oct. 3	at San Diego	14-31	L	28,190
Oct. 17	at Denver	17-28	L	32,492
Oct. 24	KANSAS CITY	38-36	W	34,670
Oct. 31	at Buffalo	19-17	W	44,267
Nov. 7	OAKLAND	21-33	L	35,729
Nov. 14	DENVER	21-31	L	28,126
Nov. 21	at New York	14-41	L	55,312
Nov. 28	at Kansas City	21-52	L	16,459
Dec. 5	BUFFALO	18-29	L	23,087
Dec. 12	SAN DIEGO	26-37	L	24,120
Dec. 18	at Boston	14-42	L	14,508

1964 (4-10)				
DATE	OPPONENT	SCORE	W/L	ATT
Sep. 12	at San Diego	21-27	L	22,632
Sep. 19	OAKLAND	42-28	W	26,482
Sep. 27	at Denver	38-17	W	22,651
Oct. 4	at Kansas City	7-28	L	22,727
Oct. 11	BUFFALO	17-48	L	26,218
Oct. 17	at New York	21-24	L	32,840
Oct. 25	SAN DIEGO	17-20	L	21,671
Nov. 1	at Buffalo	10-24	L	40,119
Nov. 6	at Boston	24-25	L	28,161
Nov. 15	at Oakland	10-20	L	16,375
Nov. 22	KANSAS CITY	19-28	L	17,782
Nov. 29	BOSTON	17-34	L	17,560
Dec. 13	NEW YORK	33-17	W	16,225
Dec. 20	DENVER	34-15	W	15,839

1963 (6-8)				
DATE	OPPONENT	SCORE	W/L	ATT
Sep. 7	OAKLAND	13-24	L	24,749
Sep. 14	DENVER	20-14	W	22,855
Sep. 22	at New York	17-24	L	9,336
Sep. 28	at Buffalo	31-20	W	32,340
Oct. 6	at Kansas City	7-28	L	27,801
Oct. 13	at Denver	33-24	W	24,087
Oct. 20	BUFFALO	28-14	W	23,948
Oct. 27	KANSAS CITY	28-7	W	26,331
Nov. 1	at Boston	3-45	L	31,185
Nov. 10	NEW YORK	31-27	W	23,615
Dec. 1	at San Diego	0-27	L	31,713
Dec. 8	BOSTON	28-46	L	23,462
Dec. 15	SAN DIEGO	14-20	L	18,540
Dec. 22	at Oakland	49-52	L	17,401

1962 (11-3, AFL EAST CHAMPIONS)				
DATE	OPPONENT	SCORE	W/L	ATT
Sep. 9	at Buffalo	28-23	W	31,236
Sep. 16	at Boston	21-34	L	32,276
Sep. 23	at San Diego	42-17	W	28,061
Oct. 7	BUFFALO	17-14	W	26,350
Oct. 14	NEW YORK	56-17	W	20,650
Oct. 21	at Denver	10-20	L	34,496
Oct. 28	DALLAS	7-31	L	31,750
Nov. 4	at Dallas	14-6	W	29,017
Nov. 11	at Oakland	28-20	W	11,000
Nov. 18	BOSTON	21-17	W	35,250
Nov. 25	SAN DIEGO	33-27	W	28,235
Dec. 2	DENVER	34-17	W	30,650
Dec. 9	OAKLAND	32-17	W	27,400
Dec. 15	at New York	44-10	W	8,167
Dec. 23	DALLAS	17-20*	L	37,981

* Overtime

1961 (10-3-1, AFL EAST CHAMPIONS)				
DATE	OPPONENT	SCORE	W/L	ATT
Sep. 9	OAKLAND	55-0	W	16,231
Sep. 24	at San Diego	24-34	L	29,210
Oct. 1	at Dallas	21-26	L	28,000
Oct. 8	BUFFALO	12-22	L	22,761
Oct. 13	at Boston	31-31	T	15,070
Oct. 22	DALLAS	38-7	W	21,237
Oct. 29	at Buffalo	28-16	W	23,228
Nov. 5	at Denver	55-14	W	11,564
Nov. 12	BOSTON	27-15	W	35,649
Nov. 19	NEW YORK	49-13	W	33,428
Nov. 26	DENVER	45-14	W	27,864
Dec. 3	SAN DIEGO	33-13	W	37,845
Dec. 10	at New York	48-21	W	9,462
Dec. 17	at Oakland	47-16	W	4,821
Dec. 24	at San Diego	10-3	W	29,556

1960 (10-4, AFL EAST CHAMPIONS)				
DATE	OPPONENT	SCORE	W/L	ATT
Sep. 11	at Oakland	37-22	W	12,703
Sep. 18	LOS ANGELES	38-28	W	20,156
Sep. 25	OAKLAND	13-14	L	16,421
Oct. 9	NEW YORK	27-21	W	16,151
Oct. 16	DALLAS	20-10	W	19,026
Oct. 23	at New York	42-28	W	21,000
Oct. 30	at Buffalo	24-25	L	23,001
Nov. 6	at Denver	45-25	W	14,489
Nov. 13	at Los Angeles	21-24	L	21,805
Nov. 20	DENVER	20-10	W	20,778
Nov. 25	at Boston	24-10	W	27,123
Dec. 4	at Dallas	0-24	L	20,000
Dec. 11	BUFFALO	31-23	W	25,247
Dec. 18	BOSTON	37-21	W	22,352
Jan. 1	LOS ANGELES	24-16	W	32,183

TITANS vs. THE NFL

All-time regular season and playoff records versus 31 current NFL opponents

OPPONENT	FIRST MEETING	REGULAR SEASON			POSTSEASON			COMBINED			STREAK	LAST TIME
		HOME	AWAY	TOTAL	HOME	AWAY	TOTAL	HOME	AWAY	TOTAL		
Arizona Cardinals	1970	2-4-0	2-2-0	4-6-0	0-0	0-0	0-0	2-4-0	2-2-0	4-6-0	L1	12/15/13 at Ten, L 34-37 (OT)
Atlanta Falcons	1972	5-2-0	2-5-0	7-7-0	0-0	0-0	0-0	5-2-0	2-5-0	7-7-0	L2	10/25/15 at Ten, L 7-10
Baltimore Ravens	1996	6-4-0	4-5-0	10-9-0	0-2	1-0	1-2	6-6-0	5-5-0	11-11-0	W1	11/5/17 at Ten, W 23-20
Buffalo Bills	1960	13-7-0	14-8-0	27-15-0	1-0	0-2	1-2	14-7-0	14-10-0	28-17-0	L1	10/11/15 at Ten, L 13-14
Carolina Panthers	1996	1-2-0	2-0-0	3-2-0	0-0	0-0	0-0	1-2-0	2-0-0	3-2-0	L1	11/15/15 at Ten, L 10-27
Chicago Bears	1973	2-4-0	4-2-0	6-6-0	0-0	0-0	0-0	2-4-0	4-2-0	6-6-0	W1	11/27/16 at Chi, W 27-21
Cincinnati Bengals	1968	23-13-1	17-20-0	40-33-1	0-0	0-1	0-1	23-13-1	17-21-0	40-34-1	W1	11/12/17 at Ten, W 24-20
Cleveland Browns	1970	14-19-0	16-16-0	30-35-0	0-0	1-0	1-0	14-19-0	17-16-0	31-35-0	W2	10/22/17 at Cle, W 12-9
Dallas Cowboys	1970	2-5-0	4-3-0	6-8-0	0-0	0-0	0-0	2-5-0	4-3-0	6-8-0	L1	9/14/14 at Ten, L 10-26
Denver Broncos	1960	15-6-0	7-9-1	22-15-1	1-0	0-2	1-2	16-6-0	7-11-1	23-17-1	W1	12/11/16 at Ten, W 13-10
Detroit Lions	1971	5-2-0	4-1-0	9-3-0	0-0	0-0	0-0	5-2-0	4-1-0	9-3-0	W5	9/18/16 at Det, W 16-15
Green Bay Packers	1972	3-3-0	4-2-0	7-5-0	0-0	0-0	0-0	3-3-0	4-2-0	7-5-0	W1	11/13/16 at Ten, W 47-25
Houston Texans	2002	9-6-0	7-9-0	16-15-0	0-0	0-0	0-0	9-6-0	7-9-0	16-15-0	L1	10/1/17 at Hou, L 14-57
Indianapolis Colts	1970	8-13-0	6-18-0	14-31-0	0-0	1-0	1-0	8-13-0	7-18-0	15-31-0	W1	10/16/17 at Ten, W 36-22
Jacksonville Jaguars	1995	13-9-0	12-11-0	25-20-0	0-0	1-0	1-0	13-9-0	13-11-0	26-20-0	W1	9/17/17 at Jax, W 37-16
Kansas City Chiefs	1960	12-10-0	10-17-0	22-27-0	0-2	0-0	0-2	12-12-0	10-17-0	22-29-0	W2	12/18/16 at KC, W 19-17
Los Angeles Rams	1973	3-3-0	2-3-0	5-6-0	0-0	0-0	0-1*	3-3-0	2-3-0	5-7-0*	W2	11/3/13 at StL, W 28-21
Miami Dolphins	1966	8-8-0	8-12-0	16-20-0	0-0	1-0	1-0	8-8-0	9-12-0	17-20-0	L1	10/8/17 at Mia, L 10-16
Minnesota Vikings	1974	3-2-0	1-7-0	4-9-0	0-0	0-0	0-0	3-2-0	1-7-0	4-9-0	L2	9/11/16 at Ten, L 16-25
New England Patriots	1960	10-7-0	5-16-1	15-23-1	0-0	1-1	1-1	10-7-0	6-17-1	16-24-1	L6	12/20/15 at NE, L 16-33
New Orleans Saints	1971	2-3-1	6-2-0	8-5-1	0-0	0-0	0-0	2-3-1	6-2-0	8-5-1	W1	11/8/15 at NO, W 34-28 (OT)
New York Giants	1973	3-3-0	2-3-0	5-6-0	0-0	0-0	0-0	3-3-0	2-3-0	5-6-0	L1	12/7/14 at Ten, L 7-36
New York Jets	1960	17-6-0	6-13-1	23-19-1	1-0	0-0	1-0	18-7-0	6-12-1	24-19-1	L2	12/13/15 at NYJ, L 8-30
Oakland Raiders	1960	15-14-0	5-12-0	20-26-0	0-0	0-4	0-4	15-14-0	5-16-0	20-30-0	L3	9/10/17 at Ten, L 16-26
Philadelphia Eagles	1972	2-3-0	2-4-0	4-7-0	0-0	0-0	0-0	2-3-0	2-4-0	4-7-0	L1	11/23/14 at Phi, L 24-43
Pittsburgh Steelers	1970	19-18-0	12-25-0	31-43-0	1-1	0-2	1-3	20-19-0	12-27-0	32-46-0	L2	11/16/17 at Pit, L 17-40
San Diego Chargers	1960	11-9-0	3-17-1	14-26-1	1-0	2-1	3-1	12-9-0	5-18-1	17-27-1	L1	11/6/16 at SD, L 35-43
San Francisco 49ers	1970	2-5-0	3-3-0	5-8-0	0-0	0-0	0-0	2-5-0	3-3-0	5-8-0	L1	10/20/13 at Ten, L 17-31
Seattle Seahawks	1977	4-3-0	2-7-0	6-10-0	1-0	0-0	1-0	5-3-0	2-7-0	7-10-0	W1	9/24/17 at Ten, W 33-27
Tampa Bay Buccaneers	1976	7-0-0	2-2-0	9-2-0	0-0	0-0	0-0	7-0-0	2-2-0	9-2-0	W2	9/13/15 at TB, W 42-14
Washington Redskins	1971	3-2-0	3-4-0	6-6-0	0-0	0-0	0-0	3-2-0	3-4-0	6-6-0	L2	10/19/14 at Was, L 17-19

* Series vs. Los Angeles includes Super Bowl XXXIV loss in Atlanta, Ga.

Notes: The Cardinals were previously the Phoenix Cardinals (1988-93), St. Louis Cardinals (1960-87) and Chicago Cardinals (1920-59). The Bears were previously the Decatur Staleys (1920) and Chicago Staleys (1921). The Browns did not play from 1996-98 and rejoined league as expansion team in 1999. The Colts were previously the Baltimore Colts (1953-83). The Chiefs were previously the Dallas Texans (1960-62). The Patriots were previously the Boston Patriots (1960-70). The Jets were previously the New York Titans (1960-62). The Raiders (Oakland Raiders from 1960-81 and 1995-present) were previously the Los Angeles Raiders (1982-94). The Rams were previously the Cleveland Rams (1937-42, 1944-45) and the St. Louis Rams (1995-2015).

TEAM-BY-TEAM RESULTS

Oilers/Titans Home Stadium Dates

1960-64: Jeppesen Stadium, Houston
 1965-67: Rice Stadium, Houston
 1968-96: Astrodome, Houston
 1997: Liberty Bowl, Memphis
 1998: Vanderbilt Stadium, Nashville
 1999-Present: Nissan Stadium, Nashville

Abbreviations

AFL Champ - AFL Championship game
 AFL Div - AFL Divisional playoff game
 WC - first round playo f game (Wild Card)
 Div - Divisional playoff game
 Champ - AFC Championship game
 SB - Super Bowl XXXIV



vs. ARIZONA CARDINALS

Regular Season: 4-6 (Home 2-4, Away 2-2) • Playoffs: 0-0

Date	Site	W/L	Score	Date	Site	W/L	Score
11-1-70	St.L	L	0-44	11-29-09	Tenn	W	20-17
10-20-74	Hou	L	27-31	12-15-13	Tenn	L	34-37 OT
10-7-79	Hou	L	17-24				
10-27-85	St.L	W	20-10				
11-20-88	Hou	W	38-20				
12-4-94	Hou	L	12-30				
10-26-97	Ariz	W	41-14				
10-23-05	Ariz	L	10-20				

Points: Titans 219, Cardinals 247
Longest Win Streak: 2 (1985-88)
Longest Losing Streak: 3 (1970-79)
At Nissan Stadium: 1-1
At Univ. of Phoenix Stadium: 0-0



vs. ATLANTA FALCONS

Regular Season: 7-7 (Home 5-2, Away 2-5) • Playoffs: 0-0

Date	Site	W/L	Score	Date	Site	W/L	Score
12-3-72	Atl	L	10-20	9-9-90	Atl	L	27-47
11-28-76	Hou	W	20-14	12-5-93	Hou	W	33-17
9-3-78	Atl	L	14-20	10-13-96	Atl	W	23-13
11-29-81	Hou	L	27-31	12-19-99	Tenn	W	30-17
9-23-84	Atl	L	10-42	11-23-03	Atl	W	38-31
10-25-87	Hou	W	37-33	10-7-07	Tenn	W	20-13

Points: Titans 313, Falcons 331
Longest Win Streak: 5 (1993-2007)
Longest Losing Streak: 3 (1978-84)
At Nissan Stadium: 2-1
At Georgia Dome: 2-1



vs. BALTIMORE RAVENS

Regular Season: 10-9 (Home 6-4, Away 4-5) • Playoffs: 1-2 (Home 0-2, Away 1-0)

Date	Site	W/L	Score	Date	Site	W/L	Score
9-15-96	Hou	W	29-13	10-22-00	Balt	W	14-6
12-22-96	Balt	W	24-21 OT	11-12-00	Tenn	L	23-24
9-21-97	Tenn	L	10-36	1-7-01	Tenn	L	10-24 (Div)
12-14-97	Balt	L	19-21	10-7-01	Balt	L	7-26
10-11-98	Balt	W	12-8	11-12-01	Tenn	L	10-16
12-6-98	Tenn	W	16-14	11-24-02	Balt	L	12-13
10-10-99	Tenn	W	14-11	1-3-04	Balt	W	20-17 (WC)
12-5-99	Balt	L	14-41	9-18-05	Tenn	W	25-10

Points: Titans 364, Ravens 405
Longest Win Streak: 3 (1998-99)
Longest Losing Streak: 5 (2000-02)
At Nissan Stadium: 4-5
At M&T Bank Stadium: 4-4
Series Sweeps: Titans (1996, 98); Ravens (1997, 2001)



vs. BUFFALO BILLS

Regular Season: 27-15 (Home 13-7, Away 14-8) • Playoffs: 1-2 (Home 1-0, Away 0-2)

Date	Site	W/L	Score	Date	Site	W/L	Score
10-30-60	Buff	L	24-25	9-17-67	Buff	W	20-3
12-11-60	Hou	W	31-23	10-29-67	Hou	W	10-3
10-8-61	Hou	L	12-22	10-27-68	Buff	W	30-7
10-29-61	Buff	W	28-16	12-7-68	Hou	W	35-6
9-9-62	Buff	W	28-23	9-21-69	Buff	W	17-3
10-7-62	Hou	W	17-14	10-5-69	Hou	W	28-14
9-28-63	Buff	W	31-20	12-12-71	Buff	W	20-14
10-20-63	Hou	W	28-14	11-10-74	Buff	W	21-9
10-11-64	Hou	L	17-48	9-19-76	Buff	W	13-3
11-1-64	Buff	L	10-24	10-15-78	Hou	W	17-10
10-31-65	Buff	W	19-17	9-25-83	Buff	L	13-30
12-5-65	Hou	L	18-29	11-10-85	Buff	L	0-20
9-25-66	Buff	L	20-27	12-21-86	Hou	W	16-7
11-20-66	Hou	L	20-42	9-20-87	Buff	L	30-34

Points: Titans 981, Bills 875
Longest Win Streak: 10 (1967-78)
Longest Losing Streak: 3 (last 1993-94)
At Nissan Stadium: 3-0 overall (1-0 post)
At Ralph Wilson Stadium: 6-7 overall (0-2 postseason)
Series Sweeps: Titans (1962, 63, 67, 68, 69); Bills (1964, 66)



vs. CAROLINA PANTHERS

Regular Season: 3-2 (Home 1-2, Away 2-0) • Playoffs: 0-0

Date	Site	W/L	Score	Date	Site	W/L	Score
11-24-96	Hou	L	6-31	11-15-15	Tenn	L	10-27
10-19-03	Car	W	37-17				
11-4-07	Tenn	W	20-7				
11-13-11	Car	W	30-3				

Total Points: Titans 103, Panthers 85
Longest Win Streak: 3 (2003-11)
Longest Losing Streak: 1 (twice, last 2015)
At Nissan Stadium: 1-1
At Bank of America Stadium: 2-0



vs. CHICAGO BEARS

Regular Season: 6-6 (Home 2-4, Away 4-2) • Playoffs: 0-0

Date	Site	W/L	Score
10-28-73	Chi	L	14-35
11-6-77	Hou	W	47-0
11-16-80	Chi	W	10-6
10-12-86	Hou	L	7-20
10-15-89	Chi	W	33-28

Date	Site	W/L	Score
12-7-92	Hou	W	24-7
10-22-95	Chi	L	32-35
10-25-98	Tenn	L	20-23
11-14-04	Tenn	L	17-19 OT
11-9-08	Chi	W	21-14

Date	Site	W/L	Score
11-4-12	Tenn	L	20-51
11-27-16	Chi	W	27-21

Total Points: Titans 272, Bears 249
Longest Win Streak: 2 (last 1989-92)
Longest Losing Streak: 3 (1995-04)
At Nissan Stadium: 0-2
At Soldier Field: 4-2



vs. CINCINNATI BENGALS

Regular Season: 40-33-1 (Home 23-13-1, Away 17-20) • Playoffs: 0-1 (Home 0-0, Away 0-1)

Date	Site	W/L	Score
11-3-68	Cin	W	27-17
11-9-69	Hou	T	31-31
10-4-70	Cin	W	20-13
12-13-70	Hou	L	20-30
10-31-71	Hou	W	10-6
11-21-71	Cin	L	13-28
10-29-72	Cin	L	7-30
12-17-72	Hou	L	17-61
9-23-73	Cin	L	10-24
12-16-73	Hou	L	24-27
10-27-74	Cin	W	21-34
11-17-74	Hou	W	20-3
10-5-75	Hou	L	19-21
11-30-75	Cin	L	19-23
10-24-76	Hou	L	7-27
11-14-76	Cin	L	27-31
10-30-77	Cin	L	10-13 OT
12-18-77	Hou	W	21-16
10-29-78	Cin	L	13-28
11-26-78	Hou	W	17-10
9-23-79	Cin	W	30-27 OT
11-18-79	Hou	W	42-21

Date	Site	W/L	Score
9-28-80	Cin	W	13-10
10-26-80	Hou	W	23-3
10-4-81	Hou	W	17-10
11-1-81	Cin	L	21-34
9-12-82	Cin	L	6-27
1-2-83	Hou	L	27-35
11-6-83	Hou	L	14-55
11-20-83	Cin	L	10-38
10-7-84	Cin	L	3-13
10-28-84	Hou	L	13-31
10-20-85	Hou	W	27-44
12-1-85	Cin	L	27-45
10-19-86	Cin	L	28-31
11-9-86	Hou	W	32-28
11-1-87	Cin	W	31-29
12-27-87	Hou	W	21-17
10-23-88	Cin	L	21-44
12-11-88	Hou	W	41-6
11-13-89	Hou	W	26-24
12-17-89	Cin	L	7-61
10-14-90	Hou	W	48-17
12-23-90	Cin	L	20-40

Date	Site	W/L	Score
1-6-91	Cin	L	14-41 (WC)
9-8-91	Cin	W	30-7
10-27-91	Hou	W	35-3
10-11-92	Cin	W	38-24
10-25-92	Hou	W	26-10
10-24-93	Hou	W	28-12
11-14-93	Cin	W	38-3
9-25-94	Hou	W	20-13
11-13-94	Cin	L	31-34
9-24-95	Cin	W	38-28
11-12-95	Hou	L	25-32
10-6-96	Cin	W	30-27 OT
12-15-96	Hou	L	13-21
10-12-97	Tenn	W	30-7
12-4-97	Cin	L	14-41
9-6-98	Cin	W	23-14
10-18-98	Tenn	W	44-14
9-12-99	Tenn	W	36-35
11-14-99	Cin	W	24-14
10-8-00	Cin	W	23-14
12-10-00	Tenn	W	35-3
11-18-01	Cin	W	20-7

Total Points: Titans 1,725, Bengals 1,754
Longest Win Streak: 7 (last 1998-01)
Longest Losing Streak: 7 (1981-84)
At Nissan Stadium: 4-3
At Paul Brown Stadium: 4-2
Series Sweeps: Titans (1974, 79, 80, 87, 91, 92, 93, 98, 99, 00); Bengals (1972, 73, 75, 76, 82, 83, 84)



vs. CLEVELAND BROWNS

Regular Season: 30-35 (Home 14-19, Away 16-16) • Playoffs: 1-0 (Home 0-0, Away 1-0)

Date	Site	W/L	Score
11-22-70	Clev	L	14-28
12-7-70	Hou	L	10-21
9-19-71	Clev	L	0-31
11-28-71	Hou	L	24-27
10-22-72	Hou	L	17-23
11-5-72	Clev	L	0-20
10-21-73	Clev	L	13-42
11-11-73	Hou	L	13-23
9-22-74	Clev	L	7-20
12-15-74	Hou	W	24-28
10-12-75	Clev	W	10-40
12-21-75	Hou	W	10-21
11-7-76	Hou	L	7-21
12-5-76	Clev	L	10-13
10-16-77	Hou	L	23-24
12-11-77	Clev	W	15-19
10-1-78	Clev	W	13-16
11-5-78	Hou	W	10-14
9-30-79	Hou	W	31-10

Date	Site	W/L	Score
12-2-79	Clev	L	7-14
9-15-80	Clev	W	7-16
11-30-80	Hou	L	14-17
9-13-81	Clev	W	9-3
12-3-81	Hou	W	17-13
12-26-82	Hou	L	14-20
10-30-83	Clev	L	19-25 OT
12-11-83	Hou	W	27-34
11-25-84	Clev	L	10-27
12-16-84	Hou	L	20-27
10-13-85	Hou	L	6-21
12-15-85	Clev	L	21-28
9-14-86	Hou	L	20-23
11-30-86	Clev	L	10-13 OT
10-11-87	Clev	W	15-10
11-22-87	Hou	L	7-40
11-7-88	Hou	W	24-17
12-18-88	Clev	L	23-28
12-24-88	Clev	W	24-23 (WC)

Date	Site	W/L	Score
10-29-89	Clev	L	17-28
12-23-89	Hou	L	20-24
11-18-90	Clev	W	35-23
12-9-90	Hou	W	58-14
11-17-91	Hou	W	28-24
12-15-91	Clev	W	17-14
11-8-92	Hou	L	14-24
12-20-92	Clev	W	17-14
11-21-93	Clev	W	27-20
12-12-93	Hou	W	19-17
10-13-94	Hou	L	8-11
11-27-94	Clev	L	10-34
9-17-95	Hou	L	7-14
11-5-95	Clev	W	37-10
9-19-99	Tenn	W	26-9
11-28-99	Clev	W	33-21
11-19-00	Tenn	W	24-10
12-17-00	Clev	W	24-0
12-2-01	Clev	W	31-15

Total Points: Titans 1,290, Browns 1,310
Longest Win Streak: 6 (1995-01)
Longest Losing Streak: 9 (1970-74)
At Nissan Stadium: 4-3
At FirstEnergy Stadium: 5-2
Series Sweeps: Titans (1975, 78, 81, 90, 91, 93, 99, 00); Browns (1970, 71, 72, 73, 76, 84, 85, 86, 89, 94)



vs. DALLAS COWBOYS

Regular Season: 6-8 (Home 2-5, Away 4-3) • Playoffs: 0-0

Date	Site	W/L	Score
12-20-70	Dal	L	10-52
11-24-74	Hou	L	0-10
11-22-79	Dal	W	30-24
12-13-82	Hou	L	7-37
9-29-85	Hou	L	10-17
11-24-88	Dal	W	25-17
11-10-91	Hou	W	26-23 OT

Date	Site	W/L	Score
9-11-94	Dal	L	17-20
11-27-97	Dal	W	27-14
12-25-00	Tenn	W	31-0
9-15-02	Dal	L	13-21
10-1-06	Tenn	L	14-45
10-10-10	Dal	W	34-27
9-14-14	Tenn	L	10-26

Total Points: Titans 254, Cowboys 333
Longest Win Streak: 2 (last 1997-00)
Longest Losing Streak: 2 (last 2002-06)
At Nissan Stadium: 1-1
At Cowboys Stadium: 1-0



vs. DENVER BRONCOS

Regular Season: 22-15-1 (Home 15-6, Away 7-9-1) • Playoffs: 1-2 (Home 1-0, Away 0-2)

Date	Site	W/L	Score	Date	Site	W/L	Score	Date	Site	W/L	Score	Date	Site	W/L	Score
11-6-60	Den	W	45-25	10-2-66	Den	L	38-40	11-2-80	Den	W	20-16	12-8-13	Den	L	28-51
11-20-60	Hou	W	20-10	10-1-67	Hou	W	10-6	10-9-83	Hou	L	14-26	12-11-16	Ten	W	13-10
11-5-61	Den	W	55-13	11-12-67	Den	W	20-18	10-6-85	Den	L	20-31	Total Points: Titans 1,040, Broncos 917			
11-26-61	Hou	W	45-14	11-17-68	Hou	W	38-17	10-4-87	Den	W	40-10	Longest Win Streak: 5 (1962-65)			
10-21-62	Den	L	10-20	10-26-69	Hou	W	24-21	1-10-87	Den	L	10-34 (Div)	Longest Losing Streak: 3 (1972-74, 2004-10)			
12-2-62	Hou	W	34-17	11-16-69	Den	T	20-20	10-6-91	Hou	W	42-14	At Nissan Stadium: 2-2			
9-14-63	Hou	W	14-20	11-29-70	Hou	W	31-21	1-4-92	Den	L	24-26 (Div)	At Invesco Field: 0-2			
10-13-63	Den	W	33-24	9-17-72	Den	L	17-30	10-18-92	Den	L	21-27	Series Sweeps: Titans (1960, 61, 63, 64, 67, 68); Broncos (1965)			
9-27-64	Den	W	38-17	10-14-73	Hou	L	20-48	11-26-95	Hou	W	42-33				
12-20-64	Hou	W	34-15	12-8-74	Den	L	14-38	12-25-04	Tenn	L	16-37				
10-17-65	Den	L	17-28	10-10-76	Hou	W	17-3	11-19-07	Den	L	20-34				
11-14-65	Hou	L	21-31	12-4-77	Hou	L	14-24	10-3-10	Tenn	L	20-26				
9-3-66	Hou	W	45-7	12-23-79	Hou	W	13-7 (WC)	9-25-11	Tenn	W	17-14				



vs. DETROIT LIONS

Regular Season: 9-3 (Home 5-2, Away 4-1) • Playoffs: 0-0

Date	Site	W/L	Score	Date	Site	W/L	Score	Total Points: Titans 305, Lions 265							
10-17-71	Hou	L	7-31	12-10-95	Hou	L	17-24	Longest Win Streak: 5 (2001-16)							
10-26-75	Hou	W	24-8	10-21-01	Det	W	27-24	Longest Losing Streak: 1 (last 1995)							
11-13-83	Hou	W	27-17	1-2-05	Tenn	W	24-19	At Nissan Stadium: 2-0							
10-5-86	Det	L	13-24	11-27-08	Det	W	47-10	At Ford Field: 2-0							
11-5-89	Hou	W	35-31	9-23-12	Tenn	W	44-41 OT								
11-26-92	Det	W	24-21	9-18-16	Det	W	16-15								



vs. GREEN BAY PACKERS

Regular Season: 7-5 (Home 3-3, Away 4-2) • Playoffs: 0-0

Date	Site	W/L	Score	Date	Site	W/L	Score	Total Points: Titans 300, Packers 269							
11-19-72	Hou	L	10-23	12-20-98	GB	L	22-30	Longest Win Streak: 3 (last 2001-08)							
9-25-77	GB	W	16-10	12-16-01	Tenn	W	26-20	Longest Losing Streak: 2 (1992-98)							
12-14-80	GB	W	22-3	10-11-04	GB	W	48-27	At Nissan Stadium: 3-0							
9-4-83	Hou	L	38-41 OT	11-02-08	Tenn	W	19-16 OT	At Lambeau Field: 4-2							
9-7-86	GB	W	31-3	12-23-12	GB	L	7-55								
12-13-92	Hou	L	14-16	11-13-16	Tenn	W	47-25								



vs. HOUSTON TEXANS

Regular Season: 16-15 (Home 9-6, Away 7-9) • Playoffs: 0-0

Date	Site	W/L	Score	Date	Site	W/L	Score	Date	Site	W/L	Score	Date	Site	W/L	Score
11-10-02	Tenn	W	17-10	10-21-07	Hou	W	38-36	9-30-12	Hou	L	14-38	10-1-17	Hou	L	14-57
12-29-02	Hou	W	13-3	12-2-07	Tenn	W	28-20	12-2-12	Tenn	L	10-24	Total Points: Titans 619, Texans 741			
10-12-03	Tenn	W	38-17	9-21-08	Tenn	W	31-12	9-15-13	Hou	L	24-30 OT	Longest Win Streak: 7 (2005-08)			
12-21-03	Hou	W	27-24	12-14-08	Hou	L	12-13	12-29-13	Tenn	W	16-10	Longest Losing Streak: 5 (2014-16)			
10-17-04	Tenn	L	10-20	9-20-09	Tenn	L	31-34	10-26-14	Tenn	L	16-30	At Nissan Stadium: 9-6			
11-28-04	Hou	L	21-31	11-23-09	Hou	W	20-17	11-30-14	Hou	L	21-45	At NRG Stadium: 7-9			
10-9-05	Hou	W	34-20	11-28-10	Hou	L	0-20	11-1-15	Hou	L	6-20	Series Sweeps: Titans (2002, 03, 05, 06, 07); Texans (2004, 12, 14, 15)			
12-11-05	Tenn	W	13-10	12-19-10	Tenn	W	31-17	12-27-15	Tenn	L	6-34				
10-29-06	Tenn	W	28-22	10-23-11	Tenn	L	7-41	10-2-16	Hou	L	20-27				
12-10-06	Hou	W	26-20 OT	1-1-12	Hou	W	23-22	1-1-17	Tenn	W	24-17				



vs. INDIANAPOLIS COLTS

Regular Season: 14-31 (Home 8-13, Away 6-18) • Playoffs: 1-0 (Home 0-0, Away 1-0)

Date	Site	W/L	Score	Date	Site	W/L	Score	Date	Site	W/L	Score	Date	Site	W/L	Score
10-11-70	Hou	L	20-24	11-3-02	Ind	W	23-15	12-06-09	Ind	L	17-27	10-16-17	Tenn	W	36-22
11-4-73	Balt	W	31-27	12-8-02	Tenn	W	27-17	12-9-10	Tenn	L	28-30	Total Points: Titans 912, Colts 1,281			
11-1-76	Balt	L	14-38	9-14-03	Ind	L	7-33	1-2-11	Ind	L	20-23	Longest Win Streak: 3 (last 1999-02)			
10-14-79	Balt	W	28-16	12-7-03	Tenn	L	27-29	10-30-11	Tenn	W	27-10	Longest Losing Streak: 11 (2011-16)			
9-21-80	Hou	W	21-16	9-19-04	Tenn	L	17-31	12-18-11	Ind	L	13-27	At Nissan Stadium: 5-11			
12-18-83	Balt	L	10-20	12-5-04	Ind	L	24-51	10-28-12	Tenn	L	13-19 OT	At RCA Dome: 5-8			
9-9-84	Hou	L	21-35	10-2-05	Tenn	L	10-31	12-9-12	Ind	L	23-27	At Lucas Oil Stadium: 0-9			
12-22-85	Ind	L	16-34	12-4-05	Ind	L	3-35	11-14-13	Tenn	L	27-30	Series Sweeps: Titans (2002); Colts (2003, 04, 05, 09, 10, 12, 13, 14, 15, 16)			
11-23-86	Hou	W	31-17	10-8-06	Ind	L	13-14	12-1-13	Ind	L	14-22				
11-29-87	Ind	L	27-51	12-3-06	Tenn	W	20-17	9-28-14	Ind	L	17-41				
9-4-88	Ind	W	17-14 OT	9-16-07	Tenn	L	20-22	12-28-14	Tenn	L	10-27				
9-23-90	Hou	W	24-10	12-30-07	Ind	W	16-10	9-27-15	Tenn	L	33-35				
9-13-92	Ind	W	20-10	10-27-08	Tenn	W	31-21	1-3-16	Ind	L	24-30				
9-4-94	Ind	L	21-45	12-28-08	Ind	L	0-23	10-23-16	Tenn	L	26-34				
1-16-00	Ind	W	19-16 (Div)	10-11-09	Tenn	L	9-31	11-20-16	Ind	L	17-24				



vs. JACKSONVILLE JAGUARS Regular Season: 25-20 (Home 13-9, Away 12-11) • Playoffs: 1-0 (Home 0-0, Away 1-0)

Date	Site	W/L	Score	Date	Site	W/L	Score	Date	Site	W/L	Score	Date	Site	W/L	Score
9-3-95	Jax	W	10-3	11-4-01	Tenn	W	28-24	11-16-08	Jax	W	24-14	12-6-15	Tenn	W	42-39
10-1-95	Hou	L	17-16	10-13-02	Tenn	W	23-14	10-4-09	Jax	L	17-37	10-27-16	Tenn	W	36-22
9-8-96	Jax	W	34-27	12-22-02	Jax	W	28-10	11-1-09	Tenn	W	30-13	12-24-16	Jax	L	17-38
12-8-96	Hou	L	17-23	10-28-03	Jax	W	30-17	10-18-10	Jax	W	30-3	9-17-17	Jax	W	37-16
11-2-97	Tenn	L	24-30	11-16-03	Tenn	W	10-3	12-5-10	Tenn	L	6-17	Total Points: Titans 974, Jaguars 892			
11-16-97	Jax	L	9-17	9-26-04	Tenn	L	15-12	9-11-11	Jax	L	14-16	Longest Win Streak: 5 (last 2001-03)			
9-27-98	Tenn	L	22-27	11-21-04	Jax	W	18-15	12-24-11	Tenn	W	23-17	Longest Losing Streak: 4 (1996-98)			
12-13-98	Jax	W	16-13	11-20-05	Tenn	L	28-31	11-25-12	Jax	L	19-24	At Nissan Stadium: 13-5			
9-26-99	Jax	W	20-19	1-1-06	Jax	L	13-40	12-30-12	Tenn	W	38-20	At EverBank Field: 13-11			
12-26-99	Tenn	W	41-14	11-5-06	Jax	L	7-37	11-10-13	Tenn	L	27-29	Series Sweeps: Titans (1999, 02, 08); Jaguars (1997, 05)			
1-23-00	Jax	W	33-14 (Champ)	12-17-06	Tenn	W	24-17	12-22-13	Jax	W	20-16				
10-16-00	Tenn	W	27-13	9-9-07	Jax	W	13-10	10-12-14	Tenn	W	16-14				
11-26-00	Jax	L	13-16	11-11-07	Tenn	L	13-28	12-18-14	Jax	L	13-21				
9-23-01	Jax	L	6-13	9-7-08	Tenn	W	17-10	11-19-15	Jax	L	13-19				



vs. KANSAS CITY CHIEFS Regular Season: 22-27 (Home 12-10, Away 10-17) • Playoffs: 0-2 (Home 0-2, Away 0-0)

Date	Site	W/L	Score	Date	Site	W/L	Score	Date	Site	W/L	Score	Date	Site	W/L	Score
10-16-60	Hou	W	20-10	9-09-67	Hou	L	20-25	10-23-83	Hou	L	10-13	12-13-04	Ten	L	38-49
12-04-60	Dal	L	0-24	10-22-67	KC	W	24-19	11-11-84	KC	W	17-16	12-16-07	KC	W	26-17
10-01-61	Dal	L	21-26	9-09-68	Hou	L	21-26	11-03-85	Hou	W	23-20	10-19-08	KC	W	34-10
10-22-61	Hou	W	38-7	11-28-68	KC	L	10-24	9-21-86	KC	L	13-27	12-26-10	KC	L	14-34
10-28-62	Hou	L	7-31	10-12-69	KC	L	0-24	10-09-88	Hou	W	7-6	10-6-13	Tenn	L	17-26
11-04-62	Dal	W	14-6	11-08-70	KC	L	9-24	11-26-89	KC	L	0-34	9-7-14	KC	W	26-10
12-23-62	Hou	L	17-20 (AFL Champ)	9-26-71	Hou	L	16-20	12-16-90	KC	W	27-10	12-18-16	KC	W	19-17
10-06-63	KC	L	7-28	11-18-73	KC	L	14-38	9-16-91	Hou	W	17-7	Total Points: Titans 921, Chiefs 1,097			
10-27-63	Hou	W	28-7	9-29-74	Hou	L	7-17	9-20-92	Hou	W	23-20	Longest Win Streak: 4 (last 1990-93)			
10-04-64	KC	L	7-28	11-02-75	KC	W	17-13	9-12-93	Hou	W	30-0	Longest Losing Streak: 7 (1968-74)			
11-22-64	Hou	L	19-28	11-27-77	Hou	W	34-20	1-16-94	Hou	L	20-28 (Div)	At Nissan Stadium: 1-2			
10-24-65	Hou	W	38-36	9-10-78	KC	W	20-17	12-18-94	KC	L	9-31	At Arrowhead Stadium: 8-8			
11-28-65	KC	L	21-52	9-16-79	Hou	W	20-6	11-19-95	KC	L	13-20				
10-30-66	KC	L	23-48	10-12-80	KC	L	20-21	9-01-96	Hou	L	19-20				
				11-15-81	KC	L	10-23	9-10-00	Ten	W	17-14				



vs. LOS ANGELES CHARGERS Regular Season: 14-26-1 (Home 11-9, Away 3-17-1) • Playoffs: 3-1 (Home 1-0, Away 2-1)

Date	Site	W/L	Score	Date	Site	W/L	Score	Date	Site	W/L	Score	Date	Site	W/L	Score
9-18-60	Hou	W	38-28	12-12-65	Hou	L	26-37	11-24-85	Hou	W	37-35	9-22-13	Tenn	W	20-17
11-13-60	LA	L	21-24	12-4-66	Hou	L	22-28	12-7-86	SD	L	0-27	11-6-16	SD	L	35-43
1-1-61	Hou	W	24-16 (AFL Champ)	9-24-67	SD	L	3-13	12-6-87	Hou	W	33-18	Total Points: Titans 959, Chargers 1,118			
9-24-61	SD	L	24-34	12-16-67	Hou	W	17-24	9-17-89	SD	W	34-27	Longest Win Streak: 4 (1961-62, 1987-92)			
12-3-61	Hou	W	33-13	9-21-68	SD	L	14-30	9-30-90	SD	W	17-7	Longest Losing Streak: 9 (1993-2012)			
12-24-61	SD	W	10-3 (AFL Champ)	11-27-69	Hou	L	17-21	9-27-92	Hou	W	27-0	At Nissan Stadium: 1-2			
9-23-62	SD	W	42-17	10-25-70	SD	T	31-31	9-19-93	SD	L	17-18	At Qualcomm Stadium: 3-13-1			
11-25-62	Hou	W	33-27	12-19-71	Hou	W	49-33	9-13-98	Tenn	L	7-13	Series Sweeps: Titans (1962); Chargers (1963, 64, 65)			
12-1-63	SD	L	0-27	11-26-72	SD	L	20-34	10-3-04	SD	L	17-38				
12-15-63	Hou	L	14-20	9-15-74	Hou	W	21-14	9-17-06	SD	L	7-40				
9-12-64	SD	L	21-27	9-28-75	Hou	W	33-17	12-9-07	Tenn	L	17-23 OT				
10-25-64	Hou	L	17-20	10-17-76	SD	L	27-30	1-6-08	SD	L	6-17 (WC)				
10-3-65	SD	L	14-31	12-17-78	Hou	L	24-45	12-25-09	Tenn	L	17-42				
				12-29-79	SD	W	17-14 (Div)	10-31-10	SD	L	25-33				
				9-16-84	SD	L	14-31	9-16-12	SD	L	10-38				



vs. LOS ANGELES RAMS Regular Season: 5-6 (Home 3-3, Away 2-3) • Playoffs: 0-1 (Neutral Site 0-1)

Date	Site	W/L	Score	Date	Site	W/L	Score	Total Points: Titans 263, Rams 252							
10-7-73	Hou	L	26-31	9-26-93	Hou	L	28-13	Longest Win Streak: 2 (2009-13)							
9-24-78	Hou	L	6-10	10-31-99	Tenn	W	24-21	Longest Losing Streak: 2 (last 2000-05)							
9-6-81	LA	W	27-20	1-30-00	Atl	L	16-23 (SB 34)	At Nissan Stadium: 2-0							
12-9-84	LA	L	16-27	9-25-05	St.L	L	27-31	At Edward Jones Dome: 1-1							
9-13-87	Hou	W	20-16	12-13-09	Tenn	W	47-7								
11-4-90	LA	L	13-17	11-3-13	StL	W	28-21								



vs. MIAMI DOLPHINS

Regular Season: 16-20 (Home 8-8, Away 8-12) • Playoffs: 1-0 (Home 0-0, Away 1-0)

Date	Site	W/L	Score	Date	Site	W/L	Score	Date	Site	W/L	Score	Date	Site	W/L	Score
10-23-66	Hou	L	13-20	11-20-78	Hou	W	35-30	9-7-97	Mia	L	13-16 OT	10-8-17	Mia	L	10-16
12-18-66	Mia	L	28-29	12-24-78	Mia	W	17-9 (WC)	11-7-99	Mia	L	0-17	Total Points: Titans 692, Dolphins 692			
12-3-67	Hou	W	17-14	11-5-79	Mia	W	9-6	9-9-01	Tenn	L	23-31	Longest Win Streak: 3 (1967-68, 78-79)			
12-23-67	Mia	W	41-10	9-20-81	Hou	L	10-16	11-9-03	Tenn	W	31-7	Longest Losing Streak: 5 (1992-01)			
9-14-68	Mia	W	24-10	12-4-83	Hou	L	17-24	9-11-04	Mia	W	17-7	At Nissan Stadium: 2-2			
10-6-68	Hou	L	7-24	10-14-84	Mia	L	10-28	12-24-05	Mia	L	10-24	At Hard Rock Stadium: 4-7			
9-28-69	Hou	W	22-10	9-8-85	Hou	W	26-23	9-24-06	Mia	L	10-13	Series Sweeps: Titans (1967, 69); Dolphins (1966)			
11-23-69	Mia	W	32-7	11-2-86	Mia	L	7-28	12-20-09	Tenn	W	27-24 OT				
9-27-70	Hou	L	10-20	10-1-89	Hou	W	39-7	11-14-10	Mia	L	17-29				
9-24-72	Mia	L	13-34	10-20-91	Mia	W	17-13	11-11-12	Mia	W	37-3				
11-16-75	Hou	W	20-19	11-22-92	Mia	L	16-19	10-18-15	Tenn	L	10-38				
10-2-77	Mia	L	7-27	11-17-96	Hou	L	20-23	10-9-16	Mia	W	30-17				



vs. MINNESOTA VIKINGS

Regular Season: 4-9 (Home 3-2, Away 1-7) • Playoffs: 0-0

Date	Site	W/L	Score	Date	Site	W/L	Score	Date	Site	W/L	Score	Total Points: Titans 188, Vikings 320			
10-13-74	Min	L	10-51	10-8-95	Min	L	17-23	9-11-16	Ten	L	16-25	Longest Win Streak: 1 (last 2008)			
12-21-80	Hou	W	20-16	12-26-98	Tenn	L	16-26					Longest Losing Streak: 4 (1995-04)			
10-16-83	Min	L	14-34	12-9-01	Min	L	24-42					At Nissan Stadium: 1-0			
12-14-86	Hou	W	23-10	10-24-04	Min	L	3-20					At Metrodome: 1-6			
9-10-89	Min	L	7-38	9-28-08	Tenn	W	30-17								
11-15-92	Min	W	17-13	10-7-12	Min	L	7-30								



vs. NEW ENGLAND PATRIOTS

Regular Season: 15-23-1 (Home 10-7, Away 5-16-1) • Playoffs: 1-1 (Home 0-0, Away 1-1)

Date	Site	W/L	Score	Date	Site	W/L	Score	Date	Site	W/L	Score	Date	Site	W/L	Score
11-25-60	NE	W	24-10	11-13-66	Hou	L	14-38	10-18-81	NE	L	10-38	9-9-12	Tenn	L	13-34
12-18-60	Hou	W	37-21	11-5-67	NE	L	7-18	11-28-82	NE	L	21-29	12-20-15	NE	L	16-33
10-13-61	NE	T	31-31	11-26-67	Hou	W	27-6	10-18-87	Hou	L	7-21	Total Points: Titans 823, Patriots 1,024			
11-12-61	Hou	W	27-15	10-13-68	NE	W	16-0	9-25-88	Hou	W	31-6	Longest Win Streak: 4 (1975-80)			
9-16-62	NE	L	21-34	12-15-68	Hou	W	45-17	10-8-89	NE	L	13-23	Longest Losing Streak: 6 (2003-15)			
11-18-62	Hou	W	21-17	11-2-69	NE	L	0-24	9-22-91	NE	L	20-24	At Nissan Stadium: 1-2			
11-1-63	NE	L	3-45	12-14-69	Hou	W	23-27	10-17-93	NE	W	28-14	At Gillette Stadium: 0-4			
12-8-63	Hou	L	28-46	11-7-71	NE	L	20-28	9-20-98	NE	L	16-27	Series Sweeps: Titans (1960, 68); Patriots (1963, 64, 66)			
11-6-64	NE	L	24-25	11-25-73	Hou	L	0-32	12-16-02	Tenn	W	24-7				
11-29-64	Hou	L	17-34	9-21-75	NE	W	7-0	10-5-03	NE	L	30-38				
9-19-65	Hou	W	10-31	11-12-78	NE	W	26-23	1-10-04	NE	L	14-17 (Div)				
12-18-65	NE	L	14-42	12-31-78	NE	W	31-14 (Div)	12-31-06	Tenn	L	23-40				
9-25-66	NE	L	21-27	11-10-80	Hou	W	38-34	10-18-09	NE	L	0-59				



vs. NEW ORLEANS SAINTS

Regular Season: 8-5-1 (Home 2-3-1, Away 6-2) • Playoffs: 0-0

Date	Site	W/L	Score	Date	Site	W/L	Score	Date	Site	W/L	Score	Total Points: Titans 313, Saints 283			
10-3-71	Hou	T	13-13	10-21-90	Hou	W	23-10	12-11-11	Tenn	L	17-22	Longest Win Streak: 4 (1996-07)			
10-3-76	NO	W	31-26	9-5-93	NO	L	21-33	11-8-15	NO	W	34-28 OT	Longest Losing Streak: 3 (1981-87)			
12-10-78	NO	W	17-12	11-10-96	NO	W	31-14					At Nissan Stadium: 1-1			
11-22-81	Hou	L	24-27	10-17-99	NO	W	24-21					At Superdome: 6-2			
9-30-84	Hou	L	10-27	9-21-03	Tenn	W	27-12								
12-13-87	NO	L	10-24	9-24-07	NO	W	31-14								



vs. NEW YORK GIANTS

Regular Season: 5-6 (Home 3-3, Away 2-3) • Playoffs: 0-0

Date	Site	W/L	Score	Date	Site	W/L	Score	Date	Site	W/L	Score	Total Points: Titans 202, Giants 239			
9-16-73	NY	L	14-34	11-9-97	Tenn	W	10-6	12-7-14	Tenn	L	7-36	Longest Win Streak: 5 (1997-10)			
12-5-82	NY	L	14-17	10-1-00	Tenn	W	28-14					Longest Losing Streak: 5 (1973-94)			
12-8-85	Hou	L	14-35	12-1-02	NY	W	32-29 OT					At Nissan Stadium: 2-1			
12-21-91	NY	L	20-24	11-26-06	Tenn	W	24-21					At Giants Stadium: 1-2			
11-21-94	Hou	L	10-13	9-26-10	NY	W	29-10					At MetLife Stadium: 1-0			



vs. NEW YORK JETS

Regular Season: 23-19-1 (Home 17-6, Away 6-13-1) • Playoffs: 1-0 (Home 1-0, Away 0-0)

Date	Site	W/L	Score	Date	Site	W/L	Score	Date	Site	W/L	Score
10-9-60	Hou	W	27-21	10-15-67	NY	T	28-28	10-13-91	NY	W	23-20
10-23-60	NY	W	42-28	10-20-68	Hou	L	14-20	12-29-91	Hou	W	17-10 (WC)
11-19-61	Hou	W	49-13	11-10-68	NY	L	7-26	12-13-15	NYJ	L	8-30
12-10-61	NY	W	48-21	10-20-69	NY	L	17-26	1-2-94	Hou	W	24-0
10-14-62	Hou	W	56-17	12-6-69	Hou	L	26-34	12-24-94	Hou	W	24-10
12-15-62	NY	W	44-10	10-1-72	Hou	W	26-20	12-17-95	Hou	W	23-6
9-22-63	NY	L	17-24	11-3-74	NY	W	27-22	12-1-96	NY	W	35-10
11-10-63	Hou	W	31-27	9-18-77	Hou	W	20-0	11-22-98	Tenn	L	3-24
10-17-64	NY	L	21-24	10-28-79	Hou	W	27-24	12-1-03	NY	L	17-24
12-13-64	Hou	W	33-17	11-23-80	NY	L	28-31 OT	9-10-06	Tenn	L	16-23
9-12-65	Hou	W	27-21	9-27-81	NY	L	17-33	12-23-07	Tenn	W	10-6
11-21-65	NY	L	14-41	11-18-84	Hou	W	31-20	11-23-08	Tenn	L	13-34
9-18-66	NY	L	13-52	9-18-88	NY	L	3-45	9-27-09	NY	L	17-24
10-16-66	Hou	W	24-0	10-28-90	Hou	L	12-17	12-17-12	Tenn	W	14-10
								10-6-13	Tenn	W	38-13

Total Points: Titans 1,022, Jets 922
Longest Win Streak: 6 (last 1991-96)
Longest Losing Streak: 4 (1968-69)
At Nissan Stadium: 3-3
At Giants Stadium: 2-3
At MetLife Stadium: 0-1
Series Sweeps: Titans (1960, 61, 62); Jets (1968, 69)



vs. OAKLAND RAIDERS

Regular Season: 20-26 (Home 15-14, Away 5-12) • Playoffs: 0-4 (Home 0-0, Away 0-4)

Date	Site	W/L	Score	Date	Site	W/L	Score	Date	Site	W/L	Score
9-11-60	Oak	W	37-22	9-29-68	Hou	L	15-24	11-19-89	Hou	W	23-7
9-25-60	Hou	L	13-14	9-14-69	Oak	L	17-21	9-1-91	Hou	W	47-17
9-9-61	Hou	W	55-0	12-21-69	Oak	L	7-56 (AFL Div)	10-30-94	LA	L	14-17
12-17-61	Oak	W	47-16	11-14-71	Oak	L	21-41	8-31-97	Tenn	W	24-21 OT
11-11-62	Oak	W	28-20	10-9-72	Hou	L	0-34	12-9-99	Tenn	W	21-14
12-9-62	Hou	W	32-17	12-2-73	Hou	L	6-17	12-22-01	Oak	W	13-10
9-7-63	Hou	L	13-24	12-14-75	Hou	W	27-26	9-29-02	Oak	L	25-52
12-22-63	Oak	L	49-52	9-26-76	Hou	L	13-14	1-19-03	Oak	L	24-41 (Champ)
9-19-64	Hou	W	42-28	11-13-77	Oak	L	29-34	9-7-03	Tenn	W	25-20
11-15-64	Oak	L	10-20	10-8-78	Oak	L	17-21	12-19-04	Oak	L	35-40
9-26-65	Oak	L	17-21	11-11-79	Hou	W	31-17	10-30-05	Tenn	L	25-34
11-7-65	Hou	L	21-33	12-28-80	Oak	L	7-27 (WC)	10-28-07	Tenn	W	13-9
9-10-66	Hou	W	31-0	11-8-81	Hou	W	17-16	9-12-10	Tenn	W	38-13
11-6-66	Oak	L	23-38	9-11-83	LA	L	6-20	11-24-13	Oak	W	23-19
12-10-67	Hou	L	7-19	9-2-84	Hou	L	14-24	11-29-15	Tenn	L	21-24
12-31-67	Oak	L	7-40 (AFL Champ)	10-26-86	Hou	L	17-28	9-25-16	Tenn	L	10-17
				9-11-88	Hou	W	38-35	9-10-17	Tenn	L	16-26

Total Points: Titans 1,111, Raiders 1,200
Longest Win Streak: 4 (1961-62)
Longest Losing Streak: 9 (1966-73)
At Nissan Stadium: 4-4
At Oakland Alameda Coliseum: 2-11
Series Sweeps: Titans (1961,62); Raiders (1963, 65)



vs. PHILADELPHIA EAGLES

Regular Season: 4-7 (Home 2-3, Away 2-4) • Playoffs: 0-0

Date	Site	W/L	Score	Date	Site	W/L	Score	Date	Site	W/L	Score
11-12-72	Hou	L	17-18	10-24-94	Phil	L	6-21	11-23-14	Phil	L	24-43
12-16-79	Hou	L	20-26	12-3-00	Phil	W	15-13				
12-19-82	Phil	L	14-35	9-8-02	Tenn	W	27-24				
10-2-88	Phil	L	23-32	11-19-06	Phil	W	31-13				
12-2-91	Hou	L	6-13	10-24-10	Tenn	W	37-19				

Total Points: Titans 220, Eagles 257
Longest Win Streak: 4 (2000-10)
Longest Losing Streak: 6 (1972-94)
At Nissan Stadium: 2-0
At Lincoln Financial Field: 1-1



vs. PITTSBURGH STEELERS

Regular Season: 31-43 (Home 19-18, Away 12-25) • Playoffs: 1-3 (Home 1-1, Away 0-2)

Date	Site	W/L	Score	Date	Site	W/L	Score	Date	Site	W/L	Score
9-20-70	Pitt	W	19-7	12-4-80	Hou	W	6-0	9-6-92	Hou	L	24-29
10-18-70	Hou	L	3-7	10-26-81	Pitt	L	13-26	11-1-92	Pitt	L	20-21
10-24-71	Pitt	L	16-23	12-20-81	Hou	W	21-20	11-28-93	Hou	W	23-3
12-5-71	Hou	W	29-3	11-21-82	Hou	L	10-24	12-19-93	Pitt	W	26-17
10-15-72	Pitt	L	7-24	9-18-83	Hou	L	28-40	10-3-94	Pitt	L	14-30
12-10-72	Hou	L	3-9	10-2-83	Pitt	L	10-17	11-6-94	Hou	L	9-12 OT
9-30-73	Hou	L	7-36	11-4-84	Pitt	L	7-35	9-10-95	Hou	L	17-34
12-9-73	Pitt	L	7-33	12-2-84	Hou	W	23-20 OT	12-3-95	Pitt	L	7-21
10-6-74	Hou	L	7-13	9-22-85	Pitt	L	0-20	9-29-96	Pitt	L	16-30
12-1-74	Pitt	W	13-10	11-17-85	Hou	L	7-30	10-20-96	Hou	W	23-13
11-9-75	Pitt	L	17-24	9-28-86	Hou	L	16-22 OT	9-28-97	Pitt	L	24-37
11-24-75	Hou	L	9-32	11-16-86	Pitt	L	10-21	12-21-97	Tenn	W	16-6
11-21-76	Pitt	L	16-32	11-15-87	Pitt	W	23-3	11-1-98	Pitt	W	41-31
12-11-76	Hou	L	0-21	12-20-87	Hou	W	24-16	11-15-98	Tenn	W	23-14
10-9-77	Hou	W	27-10	10-16-88	Pitt	W	34-14	11-21-99	Tenn	W	16-10
10-23-77	Pitt	L	10-27	12-4-88	Hou	L	34-37	1-2-00	Pitt	W	47-36
10-23-78	Pitt	W	24-17	10-22-89	Hou	W	27-0	9-24-00	Pitt	W	23-20
12-3-78	Hou	L	3-13	12-3-89	Pitt	W	23-16	11-5-00	Tenn	W	9-7
1-7-79	Pitt	L	5-34 (Champ)	12-31-89	Hou	L	26-23 OT (WC)	10-29-01	Pitt	L	7-34
9-9-79	Pitt	L	7-38	9-16-90	Pitt	L	9-20	11-25-01	Tenn	L	24-34
12-10-79	Hou	W	20-17	12-30-90	Hou	W	34-14	11-17-02	Tenn	W	31-23
1-6-80	Pitt	L	13-27 (Champ)	11-24-91	Pitt	L	14-26	1-11-03	Tenn	W	34-31 OT (Div)
9-7-80	Pitt	L	17-31	12-8-91	Hou	W	31-6	9-28-03	Pitt	W	30-13

Total Points: Titans 1,369, Steelers 1,664
Longest Win Streak: 7 (1997-00)
Longest Losing Streak: 5 (last 1994-96)
At Heinz Field: 2-5
Series Sweeps: Titans (1987, 89, 93, 98, 99, 00); Steelers (1972, 73, 75, 76, 83, 85, 86, 92, 94, 95, 01)

 **vs. SAN FRANCISCO 49ERS** Regular Season: 5-8 (Home 2-5, Away 3-3) • Playoffs: 0-0

Date	Site	W/L	Score	Date	Site	W/L	Score	Date	Site	W/L	Score	Total Points: Titans 260, 49ers 296 Longest Win Streak: 2 (1975-78, 2005-09) Longest Losing Streak: 4 (1981-90) At Nissan Stadium: 1-1 At Candlestick Park: 3-3
11-15-70	Hou	L	20-30	10-7-90	Hou	L	21-24	10-20-13	Tenn	L	17-31	
12-7-75	SF	W	27-13	12-25-93	SF	W	10-7					
9-17-78	Hou	W	20-19	10-27-96	Hou	L	9-10					
12-13-81	SF	L	6-28	10-3-99	SF	L	22-24					
10-21-84	Hou	L	21-34	11-27-05	Tenn	W	33-22					
11-8-87	SF	L	20-27	11-8-09	SF	W	34-27					

 **vs. SEATTLE SEAHAWKS** Regular Season: 6-10 (Home 4-3, Away 2-7) • Playoffs: 1-0 (Home 1-0, Away 0-0)

Date	Site	W/L	Score	Date	Site	W/L	Score	Date	Site	W/L	Score	Total Points: Titans 330, Seahawks 345 Longest Win Streak: 3 (1981-87) Longest Losing Streak: 5 (1994-05) At Nissan Stadium: 1-1 At Qwest Field: 1-1
11-20-77	Sea	W	22-10	11-13-88	Sea	L	24-27	11-29-98	Sea	L	18-20	
10-21-79	Sea	L	14-34	12-2-90	Sea	L	10-13 OT	12-18-05	Tenn	L	24-28	
10-5-80	Hou	L	7-26	11-7-93	Hou	W	24-14	1-3-10	Sea	W	17-13	
10-11-81	Hou	W	35-17	12-11-94	Hou	L	14-16	10-13-13	Sea	L	13-20	
9-19-82	Hou	W	23-21	11-3-96	Sea	L	16-23	9-24-17	Tenn	W	33-27	
1-3-88	Hou	W	23-20 OT (WC)	10-5-97	Sea	L	13-16					

 **vs. TAMPA BAY BUCCANEERS** Regular Season: 9-2 (Home 7-0, Away 2-2) • Playoffs: 0-0

Date	Site	W/L	Score	Date	Site	W/L	Score	Total Points: Titans 273, Buccaneers 178 Longest Win Streak: 5 (1989-03) Longest Losing Streak: 1 (1983, 2007) At Nissan Stadium: 3-0 At Raymond James Stadium: 2-1
9-12-76	Hou	W	20-0	10-14-01	Tenn	W	31-28 OT	
10-19-80	Hou	W	20-14	12-28-03	Tenn	W	33-13	
11-27-83	TB	L	24-33	10-14-07	TB	L	10-13	
12-10-89	Hou	W	20-17	11-27-11	Tenn	W	23-17	
10-29-95	Hou	W	19-7	9-13-15	TB	W	42-14	
11-8-98	TB	W	31-22					

 **vs. WASHINGTON REDSKINS** Regular Season: 6-6 (Home 3-2, Away 3-4) • Playoffs: 0-0

Date	Site	W/L	Score	Date	Site	W/L	Score	Total Points: Titans 233, Redskins 215 Longest Win Streak: 2 (last 1997-00) Longest Losing Streak: 2 (2010-14) At Nissan Stadium: 0-2 At FedEx Field: 2-1
10-10-71	Wash	L	13-22	10-19-97	Tenn	W	28-14	
10-19-75	Hou	W	13-10	10-30-00	Wash	W	27-21	
9-2-79	Wash	W	29-27	10-6-02	Tenn	L	14-31	
9-15-85	Wash	L	16-13	10-15-06	Wash	W	25-22	
10-30-88	Hou	W	41-17	11-21-10	Tenn	L	16-19 OT	
11-3-91	Wash	L	13-16 OT	10-20-14	Wash	L	17-19	

TITANS ALL-TIME FIRST-ROUND DRAFT PICKS

Year	Pick	Player	Pos.	College	Year	Pick	Player	Pos.	College
2017	5	Corey Davis	WR	Western Michigan	1991	(none)			
	18	Adoree' Jackson	CB	Southern California	1990	15	Lamar Lathon	LB	Houston
2016	8	Jack Conklin	T	Michigan State	1989	23	David Williams	T	Florida
2015	2	Marcus Mariota	QB	Oregon	1988	22	Lorenzo White	RB	Michigan State
2014	11	Taylor Lewan	T	Michigan	1987	3	Alonzo Highsmith	RB	Miami (Fla.)
2013	10	Chance Warmack	G	Alabama		20	Haywood Jeffire	WR	NC State
2012	20	Kendall Wright	WR	Baylor	1986	3	Jim Everett	QB	Purdue
2011	8	Jake Locker	QB	Washington	1985	3	Ray Childress	DE	Texas A&M
2010	16	Derrick Morgan	DE	Georgia Tech		11	Richard Johnson	DB	Wisconsin
2009	30	Kenny Britt	WR	Rutgers	1984	2	Dean Steinkuhler	T	Nebraska
2008	24	Chris Johnson	RB	East Carolina	1983	9	Bruce Matthews	G	USC
2007	19	Michael Griffi	DB	Texas	1982	8	Mike Munchak	G	Penn State
2006	3	Vince Young	QB	Texas	1981	(none)			
2005	6	Pacman Jones	CB	West Virginia	1980	(none)			
2004	(none)				1979	(none)			
2003	28	Andre Woolfolk	CB	Oklahoma	1978	1	Earl Campbell	RB	Texas
2002	15	Albert Haynesworth	DT	Tennessee	1977	11	Morris Towns	T	Missouri
2001	(none)				1976	(none)			
2000	30	Keith Bulluck	LB	Syracuse	1975	6	Robert Brazile	LB	Jackson State
1999	16	Jevon Kearse	DE	Florida		15	Don Hardeman	RB	Texas A&M-Kingsville
1998	16	Kevin Dyson	WR	Utah	1974	(none)			
1997	18	Kenny Holmes	DE	Miami (Fla.)	1973	1	John Matuszak	DE	Tampa
1996	14	Eddie George	RB	Ohio State		14	George Amundson	RB	Iowa State
1995	3	Steve McNair	QB	Alcorn State	1972	6	Greg Sampson	DE	Stanford
1994	26	Henry Ford	DE	Arkansas	1971	3	Dan Pastorini	QB	Santa Clara
1993	13	Brad Hopkins	T	Illinois	1970	14	Doug Wilkerson	G	NC Central
1992	(none)				1969	15	Ron Pritchard	LB	Arizona State

TITANS ALL-TIME FIRST-ROUND DRAFT PICKS

Year	Pick	Player	Pos.	College
1968		(none)		
1967	5	George Webster	LB	Michigan St.
	23	Tom Regner	G	Notre Dame
1966		Tommy Nobis	LB	Texas
1965		Lawrence Elkins	TE	Baylor
1964		Scott Appleton	DT	Texas

Year	Pick	Player	Pos.	College
1963		Danny Brabham	LB	Arkansas
1962		Ray Jacobs	DT	Howard Payne
1961		Mike Ditka	TE	Pittsburgh
1960		Billy Cannon	HB	LSU

1995-2017 DRAFT SELECTIONS

2017

Rd.	Pick	Player	Pos.	College
1a	5	Corey Davis	WR	Western Michigan
1b	18	Adoree' Jackson	CB	Southern California
2	52	(traded to Cleveland)		
3a	72	Taywan Taylor	WR	Western Kentucky
3b	83	(traded to New England)		
3c	100	Jonnu Smith	TE	Florida International
4	124	(Traded to New England)		
5a	155	Jayon Brown	LB	UCLA
5b	164	(Traded to Philadelphia)		
6a	200	(Traded to N.Y. Giants)		
6b	203	(Traded to Denver)		
6c	207	(Traded to Cincinnati)		
6d	214	(Traded to Philadelphia)		
6e	217	Corey Levin	OL	Chattanooga
7a	227	Josh Carraway	OLB	Texas Christian
7b	236	Brad Seaton	T	Villanova
7c	241	Khalfani Muhammad	RB	California

Draft Notes

- 2 – Pick traded to Cleveland during 2016 draft (see 2016, 1b)
- 3a, 6a – Picks acquired in a trade with New England for 3b and 4
- 3c – Compensatory selection; acquired in a trade with the Los Angeles Rams during the 2016 draft (see 2016, 1a)
- 5a – Pick acquired in a trade with Philadelphia for 5b, 6d
- 6b – Pick traded to Denver during 2016 draft (see 2016, 5b)
- 6c, 7c – Picks acquired in a trade with the N.Y. Giants for 6a
- 6d – Pick acquired in a trade with Atlanta in 2015 (see 2016, 6c)
- 6e, 7a – Picks acquired in a trade with Cincinnati for 6c

2016

Rd.	Pick	Player	Pos.	College
1a	1	(traded to Los Angeles Rams)		
1b	8	Jack Conklin	T	Michigan State
1c	15	(traded to Cleveland)		
2a	33	Kevin Dodd	OLB	Clemson
2b	43	Austin Johnson	DL	Penn State
2c	45	Derrick Henry	RB	Alabama
3a	64	Kevin Byard	S	Middle Tennessee St.
3b	76	(traded to Cleveland)		
4a	100	(traded to Philadelphia)		
4b	113	(traded to Los Angeles Rams)		
5a	140	Tajae Sharpe	WR	Massachusetts
5b	157	LeShaun Sims	CB	Southern Utah
6a	176	(traded to Denver)		
6b	177	(traded to Los Angeles Rams)		
6c	193	Sebastian Tretola	G	Arkansas
7a	222	Aaron Wallace	OLB	UCLA
7b	253	Kalan Reed	CB	Southern Mississippi

Draft Notes

- 1b, 6a – Picks acquired in a trade with Cleveland for 1c, 3b and a 2017 second-round choice
- 1c, 2b, 2c, 3b – Picks and 2017 first-round and third-round choices acquired in a trade with the L.A. Rams for 1a, 4b and 6b
- 4b – Pick acquired in a trade with Philadelphia for 4a and RB DeMarco Murray
- 5b, 7b – Picks acquired in a trade with Denver for 6a and a 2017 sixth-round choice
- 6c – Pick and a 2017 sixth-round choice acquired in 2015 from Atlanta for G Andy Levitre.



The Titans selected Corey Davis and Adoree' Jackson in the first round of the 2017 NFL Draft.

2015

Rd.	Pick	Player	Pos.	College
1	2	Marcus Mariota	QB	Oregon
2a	33	(traded to New York Giants)		
2b	40	Dorial Green-Beckham	WR	Oklahoma
3	66	Jeremiah Poutasi	OL	Utah
4a	100	Angelo Blackson	DE	Auburn
4b	108	Jalston Fowler	FB	Alabama
5	138	David Cobb	RB	Minnesota
6a	177	Deontrez Mount	OLB	Louisville
6b	208	Andy Gallik	C	Boston College
7a	219	(traded to New England)		
7b	245	Tre McBride	WR	William & Mary

Draft Notes

- 2b, 4b, 7 – Picks acquired from New York Giants for 2a.
- 6b – Pick acquired in 2014 from New England for LB Akeem Ayers and 7a.

1995-2017 DRAFT SELECTIONS

2014

Rd.	Pick	Player	Pos.	College
1	11	Taylor Lewan	T	Michigan
2a	42	(traded to Philadelphia)		
2b	54	Bishop Sankey	RB	Washington
3	77	(traded to San Francisco)		
4a	112	DaQuan Jones	DL	Penn State
4b	122	Marqueston Huff	DB	Wyoming
5	151	Avery Williamson	LB	Kentucky
6a	178	Zach Mettenberger	QB	Louisiana State
6b	186	(traded to Washington)		
7	228	(traded to Washington)		

Draft Notes

- 2b, 4b – Picks acquired in trade with Philadelphia for 2a.
- 3 – Pick traded to San Francisco during 2013 draft (see 2013, 2a).
- 6a – Pick acquired in trade with Washington for 6b and 7.

2013

Rd.	Pick	Player	Pos.	College
1	10	Chance Warmack	G	Alabama
2a	34	Justin Hunter	WR	Tennessee
2b	40	(traded to San Francisco)		
3a	70	Blidi Wreh-Wilson	CB	Connecticut
3b	97	Zaviar Gooden	LB	Missouri
4	107	Brian Schwenke	C	California
5	142	Lavar Edwards	DE	Louisiana State
6a	176	(traded to Minnesota)		
6b	202	Khalid Wooten	CB	Nevada
7a	216	(traded to San Francisco)		
7b	248	Daimion Stafford	S	Nebraska

Draft Notes

- 2a – Pick acquired in trade with San Francisco for 2b, 7a and a third-round pick in 2014.
- 6a – Pick traded to Minnesota in 2012 for a seventh-round pick in 2012.
- 3b, 6b, 7b – Awarded as compensatory selections

2012

Rd.	Pick	Player	Pos.	College
1	20	Kendall Wright	WR	Baylor
2	52	Zach Brown	LB	North Carolina
3	82	Mike Martin	DT	Michigan
4	115	Coty Sensabaugh	CB	Clemson
5a	145	Taylor Thompson	TE	Southern Methodist
5b	155	(traded to Miami)		
6	190	Markelle Martin	S	Oklahoma State
7a	211	Scott Solomon	DE	Rice
7b	227	(traded to Miami)		

Draft Notes

- 5a – Pick acquired in trade with Miami for 5b and 7b
- 7a – Pick acquired in trade with Minnesota for a sixth-round choice in 2013

2011

Rd.	Pick	Player	Pos.	College
1	8	Jake Locker	QB	Washington
2	39	Akeem Ayers	LB	UCLA
3	77	Jurrell Casey	DT	Southern California
4a	109	Colin McCarthy	LB	Miami (Fla.)
4b	130	Jamie Harper	RB	Clemson
5	142	Karl Klug	DL	Iowa
6	175	Byron Stingily	T	Louisville
7a	212	Zach Clayton	DT	Auburn
7b	251	Tommie Campbell	DB	California (Pa.)

Draft Notes

- 4b, 7b – Awarded as compensatory selections

2010

Rd.	Pick	Player	Pos.	College
1	16	Derrick Morgan	DE	Georgia Tech
2	47	(traded to New England)		
3a	77	Damian Williams	WR	Southern California
3b	97	Rennie Curran	LB	Georgia
4a	104	Alterraun Verner	CB	UCLA
4b	111	(traded to Seattle)		
5	148	Robert Johnson	S	Utah
6a	176	Rusty Smith	QB	Florida Atlantic
6b	185	(traded to Seattle)		
6c	207	Myron Rolle	S	Florida State
7a	222	Marc Mariani	WR	Montana
7b	241	David Howard	DT	Brown

Draft Notes

- 3b, 6c, 7b – Awarded as compensatory selections
- 2 – Traded to New England in 2009 (see 2009 3a)
- 4a, 6a – Picks acquired in trade with Seattle for RB LenDale White, DT Kevin Vickerson, 4b and 6b

2009

Rd.	Pick	Player	Pos.	College
1	30	Kenny Britt	WR	Rutgers
2	62	Sen'Derrick Marks	DT	Auburn
3a	89	Jared Cook	TE	South Carolina
3b	94	Ryan Mouton	CB	Hawaii
4a	130	Gerald McRath	LB	Southern Mississippi
4b	135	Troy Kropog	T/G	Tulane
5a	166	(Traded to Dallas)		
5b	173	Javon Ringer	RB	Michigan State
6a	203	Jason McCourty	CB	Rutgers
6b	206	Dominique Edison	WR	Stephen F. Austin
7a	239	Ryan Durand	G	Syracuse
7b	242	Nick Schommer	S	North Dakota State

Draft Notes

- 4b, 5b, 6b, 7b – Awarded as compensatory selections
- 3a – Pick acquired in trade with New England for second round pick in 2010
- 5a – Pick traded to Dallas (see 2008 4c)

2008

Rd.	Pick	Player	Pos.	College
1	24	Chris Johnson	RB	East Carolina
2	54	Jason Jones	DL	Eastern Michigan
3	85	Craig Stevens	TE	California
4a	103	William Hayes	DE	Winston-Salem State
4b	124	(Traded to Washington)		
4c	126	Lavelle Hawkins	WR	California
4d	134	Stanford Kegl	LB	Purdue
5	157	(Traded to Washington)		
6	189	(Traded to Seattle)		
7	229	Cary Williams	CB	Washburn

Draft Notes

- 4d – Awarded as compensatory selection
- 4a – Pick acquired in trade with Washington for fourth round pick (#124 overall) and fifth round pick (#157 overall)
- 4b – Traded to Washington (see 4a)
- 4c – Pick acquired in trade with Dallas for Pacman Jones
- 5 – Pick traded to Washington (see 4a)
- 6 – Pick traded to Seattle for Bryce Fisher

2007

Rd.	Pick	Player	Pos.	College
1	19	Michael Griffi	S	Texas
2	50	Chris Henry	RB	Arizona
3	80	Paul Williams	WR	Fresno State
4a	115	Leroy Harris	G/C	N.C. State
4b	128	Chris Davis	WR	Florida State

1995-2017 DRAFT SELECTIONS

5	152	Antonio Johnson	DT	Mississippi State
6a	188	Joel Filani	WR	Texas Tech
6b	204	Jacob Ford	DE	Central Arkansas
6c	206	Ryan Smith	CB	Florida
7	223	Mike Otto	T	Purdue

Draft Notes

- 4b – Pick acquired in trade with Baltimore for Steve McNair in 2006.
- 6b – Pick acquired in trade with San Diego for Billy Volek in 2006.
- 6c – Pick acquired in trade with Indianapolis for seventh round pick (#238 overall) in 2006. That selection was originally obtained from Indianapolis for Rocky Calmus.

2006

Rd.	Pick	Player	Pos.	College
1	3	Vince Young	QB	Texas
2a	39	(Traded to Philadelphia)		
2b	45	LenDale White	RB	Southern California
3	70	(Traded to Buffalo)		
4a	102	Calvin Lowry	S	Penn State
4b	116	Stephen Tulloch	LB	N.C. State
5a	137	Terna Nande	LB	Miami (Ohio)
5b	169	Jesse Mahelona	DT	Tennessee
6	172	Jonathan Orr	WR	Wisconsin
7a	215	Cortland Finnegan	CB	Samford
7b	238	(Traded to Indianapolis)		
7c	245	Spencer Toone	LB	Utah
7d	246	Quinton Ganther	RB	Utah

Draft Notes

- 5b, 7c and 7d – awarded as compensatory selections
- 2a – Pick traded to Philadelphia (see 2b)
- 2b – Pick acquired from Philadelphia along with 2006 fourth round pick (116 overall) for the Titans second round pick (39 overall)
- 3 – Pick traded to Buffalo for RB Travis Henry in 2005
- 7b – Pick acquired from Indianapolis for LB Rocky Calmus in 2005 and traded back to Indianapolis for sixth round selection in 2007

2005

Rd.	Pick	Player	Pos.	College
1	6	Adam Jones	CB	West Virginia
2a	37	(Traded to Detroit)		
2b	41	Michael Roos	T	Eastern Washington
3a	68	Courtney Roby	WR	Indiana
3b	96	Brandon Jones	WR	Oklahoma
4a	108	Vincent Fuller	S	Virginia Tech
4b	113	David Stewart	T	Mississippi State
4c	136	Roydell Williams	WR	Tulane
5a	142	Damien Nash	RB	Missouri
5b	150	Daniel Loper	T	Texas Tech
6	179	Bo Scaife	TE	Texas
7	218	Reynaldo Hill	CB	Florida

Draft Notes

- 3b and 4c – awarded as compensatory selections
- 2a – Pick traded to Detroit (see 2b)
- 2b – Pick acquired from Detroit along with 2005 fourth round pick (113 overall) for the Titans second round pick (37 overall)
- 4b – Pick acquired from Detroit (see 2b)
- 5b – Pick acquired from Kansas City for DE Carlos Hall

2004

Rd.	Pick	Player	Pos.	College
1	27	(Traded to Houston)		
2a	40	Ben Troupe	TE	Florida
2b	42	Travis LaBoy	DE	Hawaii
2c	57	Antwan Odom	DE	Alabama
3a	71	Randy Starks	DT	Maryland
3b	92	Rich Gardner	CB	Penn State
4a	103	Bo Schobel	DE	TCU
4b	124	Michael Waddell	CB	North Carolina

5a	138	Jacob Bell	G	Miami (Ohio)
5b	159	(Traded to Houston)		
5c	165	Robert Reynolds	LB	Ohio State
6	191	Troy Fleming	RB	Tennessee
7a	230	Jared Clauss	DT	Iowa
7b	239	Eugene Amano	C	S.E. Missouri State
7c	241	Sean McHugh	TE	Penn State

Draft Notes

- 5c, 7b, 7c – awarded as compensatory selections
- 1 – Pick traded to Houston (see 2a)
- 2a – Pick acquired from Houston along with 2004 third round pick (71 overall), fourth round pick (103 overall) and fifth round pick (138 overall) for the Titans 2004 first round pick (27 overall) and fifth round pick (15 overall)
- 2b – Pick acquired from New York Jets for WR Justin McCariens
- 3a – Pick acquired in Houston trade (see 2a)
- 4a – Pick acquired in Houston trade (see 2a)
- 5a – Pick acquired in Houston trade (see 2a)
- 5b – Pick traded to Houston (see 2a)

2003

Rd.	Pick	Player	Pos.	College
1	28	Andre Woolfolk	CB	Oklahoma
2	60	Tyrone Calico	WR	Middle Tennessee State
3	93	Chris Brown	RB	Colorado
4	126	Rien Long	DT	Washington State
5a	154	Donnie Nickey	S	Ohio State
5b	164	(Traded to New England)		
6	201	(Traded to New England)		
7a	225	Todd Williams	T	Florida State
7b	243	(Traded to New England)		

Draft Notes

- 5a – Pick acquired from New England along with 2003 seventh round pick (225 overall) for the Titans 2003 fifth round pick (164 overall), sixth round pick (201 overall) and seventh round pick (243 overall)
- 5b – Pick traded to New England (see 5a)
- 6 – Pick traded to New England (see 5a)
- 7a – Pick acquired in New England trade (see 5a)
- 7b – Pick traded to New England (see 5a)

2002

Rd.	Pick	Player	Pos.	College
1a	14	(Traded to N.Y. Giants)		
1b	15	Albert Haynesworth	DT	Tennessee
2	45	Tank Williams	S	Stanford
3	77	Rocky Calmus	LB	Oklahoma
4a	110	Mike Echols	CB	Wisconsin
4b	115	Tony Beckham	CB	Wisconsin-Stout
4c	133	Rocky Boiman	LB	Notre Dame
5	151	Jake Schifin	WR	Akron
6	187	Justin Hartwig	G	Kansas
7a	225	Darrell Hill	WR	Northern Illinois
7b	240	Carlos Hall	DE	Arkansas

Draft Notes

- 4c – awarded as compensatory selection
- 1a – Pick traded to N.Y. Giants (see 1b)
- 1b – Pick acquired from the New York Giants along with 2002 fourth round pick (115 overall) for the Titans 2002 first round pick (14 overall)
- 4b – Pick acquired in Giants trade (see 1b)
- 7b – Pick acquired from Green Bay for DT Rod Walker

2001

Rd.	Pick	Player	Pos.	College
1	29	(Traded to St. Louis)		
2	60	Andre Dyson	CB	Utah
3	90	Shad Meier	TE	Kansas State
4	124	Justin McCareins	WR	Northern Illinois
5	159	Eddie Berlin	WR	Northern Iowa
6a	192	Dan Alexander	RB	Nebraska

1995-2017 DRAFT SELECTIONS

6b	199	Adam Haayer	T	Minnesota
7a	229	(Traded to Oakland)		
7b	232	Keith Adams	LB	Clemson

Draft Notes

- 6b, 7b – awarded as compensatory selections
- 1 – Pick traded to St. Louis for DE Kevin Carter
- 7a – Pick traded to Oakland for C Gennaro DiNapoli

2000

Rd.	Pick	Player	Pos.	College
1	30	Keith Bulluck	LB	Syracuse
3a	68	Erron Kinney	TE	Florida
3b	93	Byron Frisch	DE	Brigham Young
4a	124	Bobby Myers	S	Wisconsin
4b	128	Peter Sirmon	LB	Oregon
5a	135	Aric Morris	S	Michigan State
5b	160	Frank Chamberlin	LB	Boston College
6	197	Robaire Smith	DE	Michigan State
7a	213	Mike Green	RB	Houston
7b	237	Wes Shivers	T	Mississippi State

Draft Notes

- 4b – awarded as compensatory selection
- 7a – Pick acquired from Chicago for LB Lemanski Hall

1999

Rd.	Pick	Player	Pos.	College
1	16	Jevon Kearse	DE	Florida
2a	46	(Traded to New England)		
2b	52	John Thornton	DT	West Virginia
3	81	Zach Piller	G	Florida
4a	114	Brad Ware	S	Auburn
4b	117	Donald Mitchell	CB	Southern Methodist
5	151	Kevin Daft	QB	California-Davis
6	186	Darran Hall	WR	Colorado State
7	222	Phil Glover	LB	Utah

Draft Notes

- 2a – Pick traded to New England (see 2b)
- 2b – Pick acquired from New England along with 1999 fourth round pick (117 overall) for Titans 1999 second round pick (46 overall)
- 4b – Pick acquired in New England trade (see 2b)

1998

Rd.	Pick	Player	Pos.	College
1	16	Kevin Dyson	WR	Utah
2	46	Samari Rolle	CB	Florida State
3	77	Dainon Sidney	CB	Alabama-Birmingham
4	107	Joe Salave'a	DT	Arizona
5	139	Benji Olson	G	Washington
6	168	Lee Wiggins	DB	South Carolina
7a	205	Jimmy Sprotte	LB	Arizona
7b	229	Kevin Long	C	Florida State

Draft Notes

- 7b – awarded as a compensatory selection

1997

Rd.	Pick	Player	Pos.	College
1a	13	(Traded to Kansas City)		
1b	18	Kenny Holmes	DE	Miami (Fla.)
2	46	Joey Kent	WR	Tennessee
3a	75	Denard Walker	CB	LSU
3b	81	Scott Sanderson	T	Washington State
4a	98	Derrick Mason	WR	Michigan State
4b	107	Pratt Lyons	DE	Troy State
4c	110	(Traded to Kansas City)		
4d	116	(Traded to New Orleans)		
5a	132	(Traded to Washington)		
5b	143	George McCullough	DB	Baylor

6a	165	(Traded to New Orleans)		
6b	179	(Traded to St. Louis)		
6c	181	Dennis Stallings	LB	Illinois
7	216	Armon Williams	DB	Arizona

Draft Notes

- 1a – Pick traded to Kansas City (see 1b)
- 1b – Pick acquired from Kansas City along with 1997 third round pick (81 overall), fourth round pick (116 overall) and sixth round pick (181 overall) for Oilers 1997 first round pick (13 overall) and fourth round pick (10 overall)
- 3b – Pick acquired from Kansas City (see 1b)
- 4a – Pick acquired from Atlanta along with 1997 sixth round pick (165 overall) for QB Chris Chandler
- 4b – Pick acquired from New Orleans for Oilers 1997 fourth round pick (116 overall) and sixth round pick (165 overall)
- 4c – Pick traded to Kansas City (see 1b)
- 4d – Pick acquired from Kansas City (see 1b) and traded to New Orleans (see 4b)
- 5a – Pick traded to Washington
- 6a – Pick acquired from Atlanta (see 4a) and traded to New Orleans (see 4b)
- 6b – Pick traded to St. Louis for DE Robert Young
- 6c – Pick acquired from Kansas City (see 1b)

1996

Rd.	Pick	Player	Pos.	College
1a	9	(Traded to Oakland)		
1b	14	Eddie George	RB	Ohio State
1c	17	(Traded to Seattle)		
2a	38	Bryant Mix	DE	Alcorn State
2b	48	Jason Layman	G	Tennessee
3	74	Terry Killens	LB	Penn State
4a	107	Kendrick Burton	DE	Alabama
4b	109	Jon Runyan	T	Michigan
5	143	Rayna Stewart	DB	Northern Arizona
6	177	Anthony Dorsett	LB	Pittsburgh
7	218	Mike Archie	RB	Penn State

Draft Notes

- 1a – Pick traded to Oakland for Raiders 1996 first round pick (17 overall), second round pick (48 overall) and fourth round pick (109 overall)
- 1b – Pick acquired from Seattle for Oilers 1996 first round pick (17 overall) and Oilers DT Glenn Montgomery
- 1c – Pick acquired from Oakland (see 1a) and traded to Seattle (see 1b)
- 2b – Pick acquired in Oakland trade (see 1a)
- 4b – Pick acquired in Oakland trade (see 1a)

1995

Rd.	Pick	Player	Pos.	College
1	3	Steve McNair	QB	Alcorn State
2	35	Anthony Cook	DT	South Carolina State
3a	67	Chris Sanders	WR	Ohio State
3b	89	Rodney Thomas	RB	Texas A&M
3c	95	Torey Hunter	DB	Washington State
4	101	Michael Roan	TE	Wisconsin
5a	137	(Awarded to Washington)		
5b	159	Gary Walker	DE	Auburn
6	174	Hicham El-Mashtoub	C	Arizona
7	211	C.J. Richardson	DB	Miami (Fla.)

Draft Notes

- 3c – awarded as a compensatory selection
- 3b – Pick acquired from Minnesota along with 1994 fourth round pick (119 overall) for QB Warren Moon
- 5a – Pick to Washington in Wilbur Marshall ruling
- 5b – Pick awarded as compensation from New England for restricted free agent DE Tim Roberts

TITANS TRADE HISTORY SINCE 1997

2017 TRADES

Trade Date/Teams	Compensation		Overall	Player Selected	Note
1. April 28, 2017 (Draft Day Trade)					
New England Receives:	Draft Choice:	Round 3, 2017	#83	DE Derek Rivers	
	Draft Choice:	Round 4, 2017	#124	LB Jalen Reeves-Maybin	Pick traded to Detroit
Tennessee Receives:	Draft Choice:	Round 3, 2017	#72	WR Taywan Taylor	Pick originally from Carolina
	Draft Choice:	Round 6, 2017	#200	T Adam Bisnowaty	Pick traded to N.Y. Giants; originally from Indianapolis
2. April 29, 2017 (Draft Day Trade)					
Philadelphia Receives:	Draft Choice:	Round 5, 2017	#164	G Isaac Asiata	Pick traded to Miami
	Draft Choice:	Round 6, 2017	#214	DT Elijah Qualls	Pick originally from Atlanta
Tennessee Receives:	Draft Choice:	Round 5, 2017	#155	LB Jayon Brown	
3. April 29, 2017 (Draft Day Trade)					
N.Y. Giants Receive:	Draft Choice:	Round 6, 2017	#200	T Adam Bisnowaty	Pick originally from Indianapolis through New England
Tennessee Receives:	Draft Choice:	Round 6, 2017	#207	DB Brandon Wilson	Pick traded to Cincinnati
	Draft Choice:	Round 7, 2017	#241	RB Khalfani Muhammad	
4. April 29, 2017 (Draft Day Trade)					
Cincinnati Receives:	Draft Choice:	Round 6, 2017	#207	DB Brandon Wilson	Pick originally from N.Y. Giants
Tennessee Receives:	Draft Choice:	Round 6, 2017	#217	OL Corey Levin	Compensatory pick
	Draft Choice:	Round 7, 2017	#227	OLB Josh Carraway	
5. Sept. 1, 2017					
Tennessee Receives:	Player:	DE David King			
Kansas City Receives:	Draft Choice:	Round 7, 2018			Conditional Draft Choice

2016 TRADES

Trade Date/Teams	Compensation		Overall	Player Selected	Note
1. March 9, 2016					
Philadelphia Receives:	Draft Choice:	Round 4, 2016	#100	QB Connor Cook	Pick traded from Philadelphia to Cleveland to Oakland
Tennessee Receives:	Player:	RB DeMarco Murray			
	Draft Choice:	Round 4, 2016	#113	LB Nick Kwiatkoski	Pick traded from Tennessee to Los Angeles to Chicago
2. April 14, 2016					
Los Angeles Receives:	Draft Choice:	Round 1, 2016	#1	QB Jared Goff	
	Draft Choice:	Round 4, 2016	#113	LB Nick Kwiatkoski	Pick originally from Philadelphia; traded from Los Angeles to Chicago
Tennessee Receives:	Draft Choice:	Round 6, 2016	#177	TE Temarrick Hemingway	
	Draft Choice:	Round 1, 2016	#15	WR Corey Coleman	Pick traded from Tennessee to Cleveland
	Draft Choice:	Round 2, 2016	#43	DL Austin Johnson	Pick originally from Philadelphia
	Draft Choice:	Round 2, 2016	#45	RB Derrick Henry	
	Draft Choice:	Round 3, 2016	#76	T Shon Coleman	Pick traded from Tennessee to Cleveland
	Draft Choice:	Round 1, 2017	#5	WR Corey Davis	
	Draft Choice:	Round 3, 2017	#100	TE Jonnu Smith	Compensatory pick
3. April 28, 2016 (Draft Day Trade)					
Cleveland Receives:	Draft Choice:	Round 1, 2016	#15	WR Corey Coleman	Pick originally from Los Angeles
	Draft Choice:	Round 3, 2016	#76	T Shon Coleman	Pick originally from Los Angeles
	Draft Choice:	Round 2, 2017	#52	QB DeShone Kizer	
Tennessee Receives:	Draft Choice:	Round 1, 2016	#8	T Jack Conklin	Pick originally from Miami through Philadelphia
	Draft Choice:	Round 6, 2016	#176	RB Andy Janovich	Pick traded from Tennessee to Denver
4. April 30, 2016 (Draft Day Trade)					
Denver Receives:	Draft Choice:	Round 6, 2016	#176	RB Andy Janovich	Pick originally from Cleveland
	Draft Choice:	Round 6, 2017	#203	RB De'Angelo Henderson	
Tennessee Receives:	Draft Choice:	Round 5, 2016	#157	CB LeShaun Sims	Pick originally from N.Y. Jets
	Draft Choice:	Round 7, 2016	#253	CB Kalan Reed	
5. Aug. 16, 2016					

TITANS TRADE HISTORY SINCE 1997

Tennessee Receives: Player: G/T Dennis Kelly
 Philadelphia Receives: Player: WR Dorial Green-Beckham

2015 TRADES

Trade Date/Teams	Compensation	Overall	Player Selected	Note
1. May 1, 2015 (Draft Day Trade)				
New York Giants Receive:	Draft Choice:	Round 2, 2015	#33	S Landon Collins
Tennessee Receives:	Draft Choice:	Round 2, 2015	#40	WR Dorial Green-Beckham
	Draft Choice:	Round 4, 2015	#108	FB Jalston Fowler
	Draft Choice:	Round 7, 2015	#245	WR Tre McBride
				Pick originally from Denver
2. Sept. 4, 2015				
Atlanta Receives:	Player:	G Andy Levitre		
Tennessee Receives:	Draft Choice:	Round 6, 2016	#193	G Sebastian Tretola
	Draft Choice:	Round 6, 2017	#214	DT Elijah Qualls
				Pick traded to Philadelphia
3. Sept. 6, 2015				
Cleveland Receives:	Draft Choice:	Conditional 2016 Pick	(none)	Conditions not met for Cleveland to receive pick
Tennessee Receives:	Player:	RB Terrance West		

2014 TRADES

Trade Date/Teams	Compensation	Overall	Player Selected	Note
1. May 9, 2014 (Draft Day Trade)				
Philadelphia Receives:	Draft Choice:	Round 2, 2014	#42	WR Jordan Matthews
Tennessee Receives:	Draft Choice:	Round 2, 2014	#54	RB Bishop Sankey
	Draft Choice:	Round 4, 2014	#122	DB Marqueston Huff
2. May 10, 2014 (Draft Day Trade)				
Washington Receives:	Draft Choice:	Round 6, 2014	#186	RB Lache Seastrunk
	Draft Choice:	Round 7, 2014	#228	K Zach Hocker
Tennessee Receives:	Draft Choice:	Round 6, 2014	#178	QB Zach Mettenberger
3. Aug. 30, 2014				
Dallas Receives:	Player:	DE Lavar Edwards		
Tennessee Receives:	Draft Choice:	Conditional 2015 Pick	(none)	Conditions not met for Tennessee to receive pick
4. Oct. 22, 2014				
New England Receives:	Player:	LB Akeem Ayers		
	Draft Choice:	Round 7, 2015	#219	ILB Hayes Pullard
Tennessee Receives:	Draft Choice:	Round 6, 2015	#208	C Andy Gallik
				Pick by Cleveland after trade from New England

2013 TRADES

Trade Date/Teams	Compensation	Overall	Player Selected	Note
1. April 26, 2013 (Draft Day Trade)				
San Francisco Receives:	Draft Choice:	Round 2, 2013	#40	DE Cornelius Carradine
	Draft Choice:	Round 7, 2013	#216	WR Charles Johnson
	Draft Choice:	Round 3, 2014	#77	LB Chris Borland
Tennessee Receives:	Draft Choice:	Round 2, 2013	#34	WR Justin Hunter
				Pick by Green Bay after trade from SF

2012 TRADES

Trade Date/Teams	Compensation	Overall	Player Selected	Note
1. April 28, 2012 (Draft Day Trade)				
Miami Receives:	Draft Choice:	Round 5, 2012	#155	LB Josh Kaddu
	Draft Choice:	Round 7, 2012	#227	WR Rishard Matthews
Tennessee Receives:	Draft Choice:	Round 5, 2012	#145	TE Taylor Thompson
2. April 28, 2012 (Draft Day Trade)				
Minnesota Receives:	Draft Choice:	Round 6, 2013	#176	T David Quessenberry
Tennessee Receives:	Draft Choice:	Round 7, 2012	#211	DE Scott Solomon
				Pick by Houston after trade from MIN to AZ to OAK to HOU

2011 TRADES

Trade Date/Teams	Compensation	Overall	Player Selected	Note
------------------	--------------	---------	-----------------	------

TITANS TRADE HISTORY SINCE 1997

1. Sept. 3, 2011

Green Bay Receives: Draft Choice: Conditional 2012 Pick (none) Conditions not met for Green Bay to receive pick
 Tennessee Receives: Player: FB Quinn Johnson

2010 TRADES

Trade Date/Teams	Compensation	Overall	Player Selected	Note
1. April 24, 2010 (Draft Day Trade)				
Seattle Receives:	Draft Choice:	Round 4, 2010	#111	DB Walter Thurmond
	Draft Choice:	Round 6, 2010	#185	TE Anthony McCoy
	Player:	RB LenDale White		
	Player:	DT Kevin Vickerson		
Tennessee Receives:	Draft Choice:	Round 4, 2010	#104	CB Alterraun Verner
	Draft Choice:	Round 6, 2010	#176	QB Rusty Smith

2009 TRADES

Trade Date/Teams	Compensation	Overall	Player Selected	Note
1. April 26, 2009 (Draft Day)				
New England Receives:	Draft Choice:	Round 2, 2010	#47	LB Daryl Washington
Tennessee Receives:	Draft Choice:	Round 3, 2009	#89	TE Jared Cook

2008 TRADES

Trade Date/Teams	Compensation	Overall	Player Selected	Note
1. April 26, 2008 (Draft Day)				
Dallas Receives:	Player:	CB Pacman Jones		
	Draft Choice:	Round 5, 2009	#166	DB Michael Hamlin
Tennessee Receives:	Draft Choice:	Round 4, 2008	#126	WR Lavelle Hawkins
2. April 27, 2008 (Draft Day)				
Washington Receives:	Draft Choices:	Round 4, 2008	#124	CB Justin Tryon
	Draft Choice:	Round 5, 2008	#157	G Roy Schuening
Tennessee Receives:	Draft Choice:	Round 4, 2008	#103	DE William Hayes

2007 TRADES

Trade Date/Teams	Compensation	Overall	Player Selected	Note
1. Sept. 11, 2007				
Seattle Receives:	Draft Choice:	Round 6, 2008	#189	LS Tyler Schmitt
Tennessee Receives:	Player:	DE Bryce Fisher		

2006 TRADES

Trade Date/Teams	Compensation	Overall	Player Selected	Note
1. April 29, 2006 (Draft Day)				
Philadelphia Receives:	Draft Choice:	Round 2, 2006	#39	T Winston Justice
Tennessee Receives:	Draft Choice:	Round 2, 2006	#45	RB LenDale White
	Draft Choice:	Round 4, 2006	#116	LB Stephen Tulloch
2. April 30, 2006 (Draft Day)				
Indianapolis Receives:	Draft Choice:	Round 7, 2006	#238	CB T.J. Rushing
Tennessee Receives:	Draft Choice:	Round 6, 2007	#206	CB Ryan Smith
3. June 9, 2006				
Baltimore Receives:	Player:	QB Steve McNair		
Tennessee Receives:	Draft Choice:	Round 4, 2007	#128	WR Chris Davis
4. Sept. 20, 2006				
San Diego Receives:	Player:	QB Billy Volek		
Tennessee Receives:	Draft Choice:	Round 6, 2007	#204	DE Jacob Ford

2005 TRADES

Trade Date/Teams	Compensation	Overall	Player Selected	Note
1. April 6, 2005				
Kansas City Receives:	Player:	DE Carlos Hall		

TITANS TRADE HISTORY SINCE 1997

Tennessee Receives: Draft Choice: Round 5, 2005 #150 T Daniel Loper

2. April 23, 2005 (Draft Day)

Detroit Receives: Draft Choice: Round 2, 2005 #37 DE Shaun Cody
 Tennessee Receives: Draft Choice: Round 2, 2005 #41 T Michael Roos
 Draft Choice: Round 4, 2005 #113 T David Stewart

3. July 19, 2005

Buffalo Receives: Draft Choice: Round 3, 2006 #70 CB Ashton Youboty
 Tennessee Receives: Player: RB Travis Henry

4. Sept. 3, 2005

Indianapolis Receives: Player: LB Rocky Calmus
 Tennessee Receives: Draft Choice: Round 7, 2006 #238 CB T.J. Rushing Pick traded back to Ind. on April 30, 2006

2004 TRADES

Trade Date/Teams	Compensation	Overall	Player Selected	Note
1. March 8, 2004				
New York Jets Receive:	Player:		WR Justin McCareins	
Tennessee Receives:	Draft Choice:	Round 2, 2004 #42	DE Travis LaBoy	
2. April 24, 2004 (Draft Day)				
Houston Receives:	Draft Choice:	Round 1, 2004 #27	DE Jason Babin	
	Draft Choice:	Round 5, 2004 #159	T Sean Babin	Pick later traded to Jacksonville
Tennessee Receives:	Draft Choice:	Round 2, 2004 #40	TE Ben Troupe	
	Draft Choice:	Round 3, 2004 #71	DT Randy Starks	
	Draft Choice:	Round 4, 2004 #103	DE Bo Schobel	
	Draft Choice:	Round 5, 2004 #138	G Jacob Bell	

2003 TRADES

Trade Date/Teams	Compensation	Overall	Player Selected	Note
1. April 27, 2003 (Draft Day)				
New England Receives:	Draft Choice:	Round 5, 2003 #164	C Dan Koppen	
	Draft Choice:	Round 6, 2003 #201	QB Kliff Kingsbury	
	Draft Choice:	Round 7, 2003 #243	DT Ethan Kelley	
Tennessee Receives:	Draft Choice:	Round 5, 2003 #154	S Donnie Nickey	Pick originally from Houston
	Draft Choice:	Round 7, 2003 #225	T Todd Williams	Pick originally from St. Louis

2002 TRADES

Trade Date/Teams	Compensation	Overall	Player Selected	Note
1. April 20, 2002 (Draft Day)				
N.Y. Giants Receive:	Draft Choice:	Round 1, 2002 #14	TE Jeremy Shockey	
Tennessee Receives:	Draft Choice:	Round 1, 2002 #15	DT Albert Haynesworth	
	Draft Choice:	Round 4, 2002 #115	CB Tony Beckham	

2001 TRADES

Trade Date/Teams	Compensation	Overall	Player Selected	Note
1. April 4, 2001				
St. Louis Receives:	Draft Choice:	Round 1, 2001 #29	DT Ryan Pickett	
Tennessee Receives:	Player:		DE Kevin Carter	
2. Sept. 2, 2001				
Green Bay Receives:	Player:		DT Rod Walker	
Tennessee Receives:	Draft Choice:	Round 7, 2002 #240	DE Carlos Hall	
3. Sept. 2, 2001				
Carolina Receives:	Player:		S Perry Phenix	
Tennessee Receives:	Draft Choice:	Conditional Future Pick	(none)	Conditions not met for Tennessee to receive pick

2000 TRADES

Trade Date/Teams	Compensation	Overall	Player Selected	Note
1. April 15, 2000 (Draft Day)				

TITANS TRADE HISTORY SINCE 1997

Philadelphia Receives:	Draft Choice:	Round 2, 2000	#61	G Bobby Williams
Tennessee Receives:	Draft Choice:	Round 3, 2000	#68	TE Erron Kinney
	Draft Choice:	Round 5, 2000	#135	S Aric Morris

2. Aug. 27, 2000

Oakland Receives:	Draft Choice:	Round 7, 2001	#229	WR Ken-Yon Rambo
Tennessee Receives:	Player:	C Gennaro DiNapoli		

1999 TRADES

Trade Date/Teams	Compensation	Overall	Player Selected	Note
1. April 17, 1999 (Draft Day)				
New England Receives:	Draft Choice:	Round 2, 1999	#46	RB Kevin Faulk
Tennessee Receives:	Draft Choice:	Round 2, 1999	#52	DT John Thornton
	Draft Choice:	Round 4, 1999	#117	CB Donald Mitchell

1998 TRADES

Trade Date/Teams	Compensation	Overall	Player Selected	Note
1. Sept. 1, 1998				
Chicago Receives:	Player:	LB Lemanski Hall		
Tennessee Receives:	Draft Choice:	Round 7, 2000	#213	RB Mike Green



The Titans acquired running back DeMarco Murray in a trade in 2016.

FREE AGENCY HISTORY 1995-2017

2017

Players Signed (8)

LB Daren Bates (Oakland)
S Johnathan Cyprien (Jacksonville)
CB Demontre Hurst (Chicago)
OL Tim Lelito (New Orleans)
CB Logan Ryan (New England)
S Brynden Trawick (Oakland)
KR/WR Eric Weems (Atlanta)
NT Sylvester Williams (Denver)

Players Lost (9)

LB David Bass (Seattle)
T/G Byron Bell (Dallas)
CB Valentino Blake (N.Y. Giants)
TE Anthony Fasano (Miami)
C/G Brian Schwenke (Indianapolis)
LB Sean Spence (Indianapolis)
S Daimion Stafford (Pittsburgh)
G Chance Warmack (Philadelphia)
WR Kendall Wright (Chicago)

2016

Players Signed (7)

CB Brice McCain (Miami)
C Ben Jones (Houston)
QB Matt Cassel (Dallas)
WR Rishard Matthews (Miami)
LB Sean Spence (Pittsburgh)
CB Antwon Blake (Pittsburgh)
S Rashad Johnson (Arizona)

Players Lost (5)

LB Zach Brown (Buffalo)
FB Steven Johnson (Pittsburgh)
OL Joe Looney (Dallas)
DT Mike Martin (Philadelphia)
CB Coty Sensabaugh (Los Angeles)

2015

Players Signed (7)

T Byron Bell (Carolina)
CB Perrish Cox (San Francisco)
WR Harry Douglas (Atlanta)
TE Anthony Fasano (Kansas City)
WR Hakeem Nicks (Indianapolis)
OLB Brian Orakpo (Washington)
S Da'Norris Searcy (Buffalo)

Players Lost (3)

CB Brandon Ghee (Cincinnati)
FB Collin Mooney (Atlanta)
WR Nate Washington (Houston)

2014

Players Signed (8)

RB Dexter McCluster (Kansas City)
DL Al Woods (Pittsburgh)
QB Charlie Whitehurst (San Diego)
LB Wesley Woodyard (Denver)
T Michael Oher (Baltimore)
LB Shaun Phillips (Denver)
G/C Eric Olsen (Pittsburgh)
WR Brian Robiskie (Atlanta)

Players Lost (4)

CB Alterraun Verner (Tampa Bay)
WR Damian Williams (Miami)
WR Kenny Britt (St. Louis)
QB Rusty Smith (N.Y. Giants)

2013

Players Signed (14)

S George Wilson (Buffalo)
LB Moise Fokou (Indianapolis)
RB Shonn Greene (N.Y. Jets)
DT Sammie Hill (Detroit)
G Andy Levitre (Buffalo)
TE Delanie Walker (San Francisco)
G/C Rob Turner (St. Louis)
QB Ryan Fitzpatrick (Buffalo)
S Bernard Pollard (Baltimore)
DE Ropati Pitoitua (Kansas City)
WR Kevin Walter (Houston)
C/G Chris Spencer (Chicago)
RB Jalen Parmele (Jacksonville)
DT Antonio Johnson (Indianapolis)

Players Lost (5)

TE Jared Cook (St. Louis)
LB Zac Diles (Kansas City)
G Leroy Harris (Detroit)
DT Sen'Derrick Marks (Jacksonville)
DE Jarius Wynn (San Diego)

2012

Players Signed (7)

G Steve Hutchinson (Minnesota)
DE Kamerion Wimbley (Oakland)
DE Leger Douzable (Jacksonville)
LB Zac Diles (Indianapolis)
G Kyle DeVan (Philadelphia)
C Jon Cooper (Minnesota)
S Aaron Francisco (Detroit)

Players Lost (6)

WR Donnie Avery (Indianapolis)
CB Cortland Finnegan (St. Louis)
S Chris Hope (Atlanta)
DE William Hayes (St. Louis)
DE Jason Jones (Seattle)
LB Barrett Ruud (Seattle)

2011

Players Signed (11)

QB Matt Hasselbeck (Seattle)
DT Shaun Smith (Kansas City)
TE Daniel Graham (Denver)
LB Barrett Ruud (Tampa Bay)
CB Frank Walker (Minnesota)
S Jordan Babineaux (Seattle)
T Pat McQuistan (Miami)
S Anthony Smith (Green Bay)
T Adam Terry (Jacksonville)
RB Kestahn Moore (Washington)
WR Kevin Curtis (Kansas City)

Players Lost (4)

DE Jason Babin (Philadelphia)
QB Kerry Collins (Indianapolis)
LB Stephen Tulloch (Detroit)
TE Bo Scaife (Cincinnati)

2010

Players Signed (6)

LB Will Witherspoon (Philadelphia)
P/K Ricky Schmitt (San Francisco)
DE Jason Babin (Philadelphia)
CB Tye Hill (Atlanta)
QB Chris Simms (Denver)
TE Sean Ryan (Washington)

Players Lost (2)

DE Kyle Vanden Bosch (Detroit)
TE Alge Crumpler (New England)

2009

Players Signed (5)

CB DeMarcus Faggins (Houston)
DT Jovan Haye (Tampa Bay)
WR Mark Jones (Carolina)
QB Patrick Ramsey (Denver)
WR Nate Washington (Pittsburgh)

Players Lost (6)

CB Chris Carr (Baltimore)
DT Albert Haynesworth (Washington)
WR Brandon Jones (San Francisco)
CB Eric King (Detroit)
T Daniel Loper (Detroit)
QB Chris Simms (Denver)

2008

Players Signed (7)

TE Dwayne Blakley (Atlanta)
CB Chris Carr (RFA-Oakland)
TE Alge Crumpler (Atlanta)
DE Jevon Kearse (Philadelphia)
WR Justin McCareins (N.Y. Jets)
OT Jake Scott (Indianapolis)
LB Josh Stamer (Buffalo)

Players Lost (8)

G Jacob Bell (St. Louis)
RB Chris Brown (Houston)
LB Gilbert Gardner (Detroit)
TE Ben Hartsock (Atlanta)
DE Travis LaBoy (Arizona)
DE Antwan Odom (Cincinnati)
DT Randy Starks (Miami)
TE Ben Troupe (Tampa Bay)

2007

Players Signed (6)

LB Ryan Fowler (RFA-Dallas)
WR Justin Gage (Chicago)
CB Nick Harper (Indianapolis)
CB Kelly Herndon (Seattle)
QB Tim Rattay (Tampa Bay)
S Bryan Scott (New Orleans)

Players Lost (3)

WR Drew Bennett (St. Louis)
DT Robaire Smith (Cleveland)
WR Bobby Wade (Minnesota)

2006

Players Signed (4)

WR David Givens (New England)
S Chris Hope (Pittsburgh)
C Kevin Mawae (N.Y. Jets)
LB David Thornton (Indianapolis)

Players Lost (4)

LB Rocky Boiman (Dallas)
C Justin Hartwig (Carolina)
LB Brad Kassell (N.Y. Jets)
S Tank Williams (Minnesota)

ALL-TIME HEAD COACHES SUMMARY

COACH	YEARS	WON	LOST	TIED	PCT.	PTS.	ALLOWED
Lou Rymkus*	1960-61	12	7	1	.625	546	414
Wally Lemm	1961, 1966-70	38	40	4	.487	1,785	1,702
Frank "Pop" Ivy	1962-63	17	12	0	.586	706	662
Sammy Baugh	1964	4	10	0	.285	310	355
Hugh "Bones" Taylor	1965	4	10	0	.285	298	429
Ed Hughes	1971	4	9	1	.321	251	330
Bill Peterson**	1972-73	1	18	0	.052	241	553
Sid Gillman	1973-74	8	15	0	.347	358	556
O.A. "Bum" Phillips	1975-80	59	38	0	.608	1,857	1,741
Ed Biles***	1981-83	8	23	0	.258	526	774
Chuck Studley	1983	2	8	0	.200	179	286
Hugh Campbell****	1984-85	8	22	0	.266	487	787
Jerry Glanville	1985-89	35	35	0	.500	1,535	1,637
Jack Pardee#	1990-94	44	35	0	.556	1,771	1,418
Jeff Fisher	1994-2010	147	126	0	.538	5,872	5,719
Mike Munchak	2011-13	22	26	0	.458	1,017	1,069
Ken Whisenhunt##	2014-15	3	20	0	.130	379	597
Mike Mularkey	2015-17	17	18	0	.485	777	895
TOTALS	1960-2017	433	472	6	.478	18,895	19,924

(includes postseason)

* Released after five games in 196
 ** Released after five games in 197

*** Resigned after six games in 1983
 **** Released after 14 games in 1985

Released after 10 games in 1994
 ## Released after seven games in 2015

ALL-TIME STARTING QUARTERBACK SUMMARY (REGULAR SEASON)

Quarterback	Seasons	Wins	Losses	Ties	Pct.	Quarterback	Seasons	Wins	Losses	Ties	Pct.
George Blanda	1960-66	44	38	0	.537	Brent Pease	1987-88	2	1	0	.667
Jacky Lee	1960-67	4	5	1	.450	Cody Carlson	1987-94	11	8	0	.579
Don Trull	1964-69	4	9	2	.333	Billy Joe Tolliver	1994	0	7	0	.000
Buddy Humphrey	1966	0	1	0	.000	Bucky Richardson	1992-94	1	3	0	.250
Pete Beathard	1967-69	15	11	0	.577	Chris Chandler	1995-96	11	14	0	.440
Bob Davis	1967-69	3	2	1	.583	Steve McNair	1995-05	76	55	0	.580
Charley Johnson	1970-71	3	11	0	.214	Neil O'Donnell	1999-03	6	2	0	.750
Jerry Rhome	1970	0	3	0	.000	Billy Volek	2000-06	3	7	0	.300
John Hadl	1970	0	0	1	.500	Matt Mauck	2005	0	1	0	.000
Dan Pastorini	1971-79	53	55	0	.491	Vince Young	2006-10	30	17	0	.638
Lynn Dickey	1971-74	2	7	1	.250	Kerry Collins	2006-10	15	17	0	.469
Kent Nix	1972	0	1	0	.000	Rusty Smith	2010-11	0	1	0	.000
John Hadl	1976-77	1	5	0	.167	Matt Hasselbeck	2011-12	11	10	0	.524
Gifford Nielsen	1978-83	3	11	0	.214	Jake Locker	2011-14	9	14	0	.391
Ken Stabler	1980-81	16	12	0	.571	Ryan Fitzpatrick	2013	3	6	0	.333
John Reaves	1981	1	1	0	.500	Charlie Whitehurst	2014	1	4	0	.200
Archie Manning	1982-83	0	8	0	.000	Zach Mettenberger	2014-15	0	10	0	.000
Oliver Luck	1982-86	3	6	0	.333	Marcus Mariota	2015-17	11	17	0	.392
Warren Moon	1984-93	70	69	0	.504	Matt Cassel	2016	1	0	0	1.000



YEAR-BY-YEAR STARTING QUARTERBACKS

2017 (6-4)

Date	W-L	Opponent	Starter
Sept. 10	L	Oakland	Mariota
Sept. 17	W	Jacksonville	Mariota
Sept. 24	W	Seattle	Mariota
Oct. 1	L	Houston	Mariota
Oct. 8	L	Miami	Cassel
Oct. 16	W	Indianapolis	Mariota
Oct. 22	W	Cleveland	Mariota
Nov. 5	W	Baltimore	Mariota
Nov. 12	W	Cincinnati	Mariota
Nov. 16	L	Pittsburgh	Mariota

Mariota (6-3), Cassel (0-1)

2016 (9-7)

Date	W-L	Opponent	Starter
Sept. 11	L	Minnesota	Mariota
Sept. 18	W	at Detroit	Mariota
Sept. 25	L	Oakland	Mariota
Oct. 2	L	at Houston	Mariota
Oct. 9	W	at Miami	Mariota
Oct. 16	W	Cleveland	Mariota
Oct. 23	L	Indianapolis	Mariota
Oct. 27	W	Jacksonville	Mariota
Nov. 6	L	at San Diego	Mariota
Nov. 13	W	Green Bay	Mariota
Nov. 20	L	at Indianapolis	Mariota
Nov. 27	W	at Chicago	Mariota
Dec. 11	W	Denver	Mariota
Dec. 18	W	at Kansas City	Mariota
Dec. 24	L	at Jacksonville	Mariota
Jan. 1	W	Houston	Cassel

Mariota (8-7), Cassel (1-0)

2015 (3-13)

Date	W-L	Opponent	Starter
Sept. 13	W	at Tampa Bay	Mariota
Sept. 20	L	at Cleveland	Mariota
Sept. 27	L	Indianapolis	Mariota
Oct. 11	L	Buffalo	Mariota
Oct. 18	L	Miami	Mariota
Oct. 25	L	Atlanta	Mettenberger
Nov. 1	L	at Houston	Mettenberger
Nov. 8	W	at New Orleans	Mariota
Nov. 15	L	Carolina	Mariota
Nov. 19	L	at Jacksonville	Mariota
Nov. 29	L	Oakland	Mariota
Dec. 6	W	Jacksonville	Mariota
Dec. 13	L	at N.Y. Jets	Mariota
Dec. 20	L	at New England	Mariota
Dec. 27	L	Houston	Mettenberger
Jan. 3	L	at Indianapolis	Mettenberger

Mariota (3-9), Mettenberger (0-4)

2014 (2-14)

Date	W-L	Opponent	Starter
Sept. 7	W	at Kansas City	Locker
Sept. 14	L	Dallas	Locker
Sept. 21	L	at Cincinnati	Locker
Sept. 28	L	at Indianapolis	Whitehurst
Oct. 5	L	Cleveland	Locker
Oct. 12	W	Jacksonville	Whitehurst
Oct. 19	L	at Washington	Whitehurst
Oct. 26	L	Houston	Mettenberger
Nov. 9	L	at Baltimore	Mettenberger
Nov. 17	L	Pittsburgh	Mettenberger
Nov. 23	L	at Philadelphia	Mettenberger
Nov. 30	L	at Houston	Mettenberger
Dec. 7	L	N.Y. Giants	Mettenberger
Dec. 14	L	N.Y. Jets	Locker

Dec. 18	L	at Jacksonville	Whitehurst
Dec. 28	L	Indianapolis	Whitehurst

Locker (1-4), Whitehurst (1-4), Mettenberger (0-6)

2013 (7-9)

Date	W-L	Opponent	Starter
Sept. 8	W	at Pittsburgh	Locker
Sept. 15	L	at Houston	Locker
Sept. 22	W	San Diego	Locker
Sept. 29	W	N.Y. Jets	Locker
Oct. 6	L	Kansas City	Fitzpatrick
Oct. 13	L	at Seattle	Fitzpatrick
Oct. 20	L	San Francisco	Locker
Nov. 3	W	at St. Louis	Locker
Nov. 10	L	Jacksonville	Locker
Nov. 14	L	Indianapolis	Fitzpatrick
Nov. 24	W	at Oakland	Fitzpatrick
Dec. 1	L	at Indianapolis	Fitzpatrick
Dec. 8	L	at Denver	Fitzpatrick
Dec. 15	L	Arizona	Fitzpatrick
Dec. 22	W	at Jacksonville	Fitzpatrick
Dec. 29	W	Houston	Fitzpatrick

Locker (4-3), Fitzpatrick (3-6)

2012 (6-10)

Date	W-L	Opponent	Starter
Sept. 9	L	New England	Locker
Sept. 16	L	at San Diego	Locker
Sept. 23	W	Detroit	Locker
Sept. 30	L	at Houston	Locker
Oct. 7	L	at Minnesota	Hasselbeck
Oct. 11	W	Pittsburgh	Hasselbeck
Oct. 21	W	at Buffalo	Hasselbeck
Oct. 28	L	Indianapolis	Hasselbeck
Nov. 4	L	Chicago	Hasselbeck
Nov. 11	W	at Miami	Locker
Nov. 25	L	at Jacksonville	Locker
Dec. 2	L	Houston	Locker
Dec. 9	L	at Indianapolis	Locker
Dec. 17	W	N.Y. Jets	Locker
Dec. 23	L	at Green Bay	Locker
Dec. 30	W	Jacksonville	Locker

Locker (4-7), Hasselbeck (2-3)

2011 (9-7)

Date	W-L	Opponent	Starter
Sept. 11	L	at Jacksonville	Hasselbeck
Sept. 18	W	Baltimore	Hasselbeck
Sept. 25	W	Denver	Hasselbeck
Oct. 2	W	at Cleveland	Hasselbeck
Oct. 9	L	at Pittsburgh	Hasselbeck
Oct. 23	L	Houston	Hasselbeck
Oct. 30	W	Indianapolis	Hasselbeck
Nov. 6	L	Cincinnati	Hasselbeck
Nov. 13	W	at Carolina	Hasselbeck
Nov. 20	L	at Atlanta	Hasselbeck
Nov. 27	W	Tampa Bay	Hasselbeck
Dec. 4	W	at Buffalo	Hasselbeck
Dec. 11	L	New Orleans	Hasselbeck
Dec. 18	L	at Indianapolis	Hasselbeck
Dec. 24	W	Jacksonville	Hasselbeck
Jan. 1	W	at Houston	Hasselbeck

Hasselbeck (9-7)

2010 (6-10)

Date	W-L	Opponent	Starter
Sept. 12	W	Oakland	Young
Sept. 19	L	Pittsburgh	Young
Sept. 26	W	at N.Y. Giants	Young
Oct. 3	L	Denver	Young

Oct. 10	W	at Dallas	Young
Oct. 18	W	at Jacksonville	Young
Oct. 24	W	Philadelphia	Collins
Oct. 31	L	at San Diego	Young
Nov. 14	L	at Miami	Collins
Nov. 21	L	Washington	Young
Nov. 28	L	at Houston	Smith
Dec. 5	L	Jacksonville	Collins
Dec. 9	L	Indianapolis	Collins
Dec. 19	W	Houston	Collins
Dec. 26	L	at Kansas City	Collins
Jan. 2	L	at Indianapolis	Collins

Young (4-4), Collins (2-5), Smith (0-1)

2009 (8-8)

Date	W-L	Opponent	Starter
Sept. 10	L	at Pittsburgh	Collins
Sept. 20	L	Houston	Collins
Sept. 27	L	at N.Y. Jets	Collins
Oct. 4	L	at Jacksonville	Collins
Oct. 11	L	Indianapolis	Collins
Oct. 18	L	at New England	Collins
Nov. 1	W	Jacksonville	Young
Nov. 8	W	at San Francisco	Young
Nov. 15	W	Buffalo	Young
Nov. 23	W	at Houston	Young
Nov. 29	W	Arizona	Young
Dec. 6	L	at Indianapolis	Young
Dec. 13	W	St. Louis	Young
Dec. 20	W	Miami	Young
Dec. 25	L	San Diego	Young
Jan. 3	W	at Seattle	Young

Young (8-2), Collins (0-6)

2008 (13-3)

Date	W-L	Opponent	Starter
Sept. 7	W	Jacksonville	Young
Sept. 14	W	at Cincinnati	Collins
Sept. 21	W	Houston	Collins
Sept. 28	W	Minnesota	Collins
Oct. 5	W	at Baltimore	Collins
Oct. 19	W	at Kansas City	Collins
Oct. 27	W	Indianapolis	Collins
Nov. 2	W	Green Bay	Collins
Nov. 9	W	at Chicago	Collins
Nov. 16	W	at Jacksonville	Collins
Nov. 23	L	N.Y. Jets	Collins
Nov. 27	W	at Detroit	Collins
Dec. 7	W	Cleveland	Collins
Dec. 14	L	at Houston	Collins
Dec. 21	W	Pittsburgh	Collins
Dec. 28	L	at Indianapolis	Collins

Divisional

Jan. 10 L (P) Baltimore Collins

Young (1-0), Collins (12-3, 0-1)

2007 (10-6)

Date	W-L	Opponent	Starter
Sept. 9	W	at Jacksonville	Young
Sept. 16	L	Indianapolis	Young
Sept. 24	W	at New Orleans	Young
Oct. 7	W	Atlanta	Young
Oct. 14	L	at Tampa Bay	Young
Oct. 21	W	at Houston	Collins
Oct. 28	W	Oakland	Young
Nov. 4	W	Carolina	Young
Nov. 11	L	Jacksonville	Young
Nov. 19	L	at Denver	Young
Nov. 25	L	at Cincinnati	Young
Dec. 2	W	Houston	Young

YEAR-BY-YEAR STARTING QUARTERBACKS

Dec. 9	L	San Diego	Young
Dec. 16	W	at Kansas City	Young
Dec. 23	W	N.Y. Jets	Young
Dec. 30	W	at Indianapolis	Young

Wild Card

Jan. 6	L (P)	at San Diego	Young
--------	-------	--------------	-------

Young (9-6, 0-1), Collins (1-0)**2006 (8-8)**

Date	W-L	Opponent	Starter
Sept. 10	L	N.Y. Jets	Collins
Sept. 17	L	at San Diego	Collins
Sept. 24	L	at Miami	Collins
Oct. 1	L	Dallas	Young
Oct. 8	L	at Indianapolis	Young
Oct. 15	W	at Washington	Young
Oct. 29	W	Houston	Young
Nov. 5	L	at Jacksonville	Young
Nov. 12	L	Baltimore	Young
Nov. 19	W	at Philadelphia	Young
Nov. 26	W	N.Y. Giants	Young
Dec. 3	W	Indianapolis	Young
Dec. 10	W	at Houston	Young
Dec. 17	W	Jacksonville	Young
Dec. 24	W	at Buffalo	Young
Dec. 31	L	New England	Young

Young (8-5), Collins (0-3)**2005 (4-12)**

Date	W-L	Opponent	Starter
Sept. 11	L	at Pittsburgh	McNair
Sept. 18	W	Baltimore	McNair
Sept. 25	L	at St. Louis	McNair
Oct. 2	L	Indianapolis	McNair
Oct. 9	W	at Houston	McNair
Oct. 16	L	Cincinnati	McNair
Oct. 23	L	at Arizona	Volek
Oct. 30	L	Oakland	McNair
Nov. 6	L	at Cleveland	McNair
Nov. 20	L	Jacksonville	McNair
Nov. 27	W	San Francisco	McNair
Dec. 4	L	at Indianapolis	McNair
Dec. 11	W	Houston	McNair
Dec. 18	L	Seattle	McNair
Dec. 24	L	at Miami	McNair
Jan. 1	L	at Jacksonville	Mauck

McNair (4-10), Volek (0-1), Mauck (0-1)**2004 (5-11)**

Date	W-L	Opponent	Starter
Sept. 11	W	at Miami	McNair
Sept. 19	L	Indianapolis	McNair
Sept. 26	L	Jacksonville	McNair
Oct. 3	L	at San Diego	Volek
Oct. 11	W	at Green Bay	McNair
Oct. 17	L	Houston	McNair
Oct. 24	L	at Minnesota	McNair
Oct. 31	W	Cincinnati	Volek
Nov. 14	L	Chicago	Volek
Nov. 21	W	at Jacksonville	McNair
Nov. 28	L	at Houston	McNair
Dec. 5	L	at Indianapolis	Volek
Dec. 13	L	Kansas City	Volek
Dec. 19	L	at Oakland	Volek
Dec. 25	L	Denver	Volek
Jan. 2	W	Detroit	Volek

Volek (2-6), McNair (3-5)**2003 (12-4)**

Date	W-L	Opponent	Starter
Sept. 7	W	Oakland	McNair

Sept. 14	L	at Indianapolis	McNair
Sept. 21	W	New Orleans	McNair
Sept. 28	W	at Pittsburgh	McNair
Oct. 5	L	at New England	McNair
Oct. 12	W	Houston	McNair
Oct. 19	W	at Carolina	McNair
Oct. 26	W	at Jacksonville	McNair
Nov. 9	W	Miami	McNair
Nov. 16	W	Jacksonville	McNair
Nov. 23	W	at Atlanta	McNair
Dec. 1	L	at N.Y. Jets	McNair
Dec. 7	L	at Indianapolis	McNair
Dec. 14	W	Buffalo	Volek
Dec. 21	W	at Houston	McNair
Dec. 28	W	Tampa Bay	O'Donnell

Wild Card

Jan. 3	W (P)	at Baltimore	McNair
--------	-------	--------------	--------

Divisional

Jan. 10	L (P)	at New England	McNair
---------	-------	----------------	--------

McNair (10-4, 1-1), Volek (1-0), O'Donnell (1-0)**2002 (11-5)**

Date	W-L	Opponent	Starter
Sept. 8	W	Philadelphia	McNair
Sept. 15	L	at Dallas	McNair
Sept. 22	L	Cleveland	McNair
Sept. 28	L	at Oakland	McNair
Oct. 6	L	Washington	McNair
Oct. 13	W	Jacksonville	McNair
Oct. 27	W	at Cincinnati	McNair
Nov. 3	W	at Indianapolis	McNair
Nov. 10	W	Houston	McNair
Nov. 17	W	Pittsburgh	McNair
Nov. 24	L	at Baltimore	McNair
Dec. 1	W	at N.Y. Giants	McNair
Dec. 8	W	Indianapolis	McNair
Dec. 16	W	New England	McNair
Dec. 22	W	at Jacksonville	McNair
Dec. 29	W	at Houston	McNair

Divisional

Jan. 11	W (P)	Pittsburgh	McNair
---------	-------	------------	--------

AFC Championship

Jan. 19	L (P)	at Oakland	McNair
---------	-------	------------	--------

McNair (11-5, 1-1)**2001 (7-9)**

Date	W-L	Opponent	Starter
Sept. 9	L	Miami	McNair
Sept. 23	L	at Jacksonville	O'Donnell
Oct. 7	L	at Baltimore	McNair
Oct. 14	W	Tampa Bay	McNair
Oct. 21	W	at Detroit	McNair
Oct. 29	L	at Pittsburgh	McNair
Nov. 4	W	Jacksonville	McNair
Nov. 12	L	Baltimore	McNair
Nov. 18	W	at Cincinnati	McNair
Nov. 25	L	Pittsburgh	McNair
Dec. 2	W	at Cleveland	McNair
Dec. 9	L	at Minnesota	McNair
Dec. 16	W	Green Bay	McNair
Dec. 22	W	at Oakland	McNair
Dec. 30	L	Cleveland	McNair
Jan. 6	L	Cincinnati	McNair

McNair (7-8), O'Donnell (0-1)**2000 (13-3)**

Date	W-L	Opponent	Starter
Sept. 3	L	at Buffalo	McNair
Sept. 10	W	Kansas City	McNair
Sept. 24	W	at Pittsburgh	O'Donnell

Oct. 1	W	N.Y. Giants	McNair
Oct. 8	W	at Cincinnati	McNair
Oct. 16	W	Jacksonville	McNair
Oct. 22	W	at Baltimore	McNair
Oct. 30	W	at Washington	McNair
Nov. 5	W	Pittsburgh	McNair
Nov. 12	L	Baltimore	McNair
Nov. 19	W	Cleveland	McNair
Nov. 26	L	at Jacksonville	McNair
Dec. 3	W	at Philadelphia	McNair
Dec. 10	W	Cincinnati	McNair
Dec. 17	W	at Cleveland	McNair
Dec. 25	W	Dallas	McNair

Divisional

Jan. 7	L (P)	Baltimore	McNair
--------	-------	-----------	--------

McNair (12-3, 0-1), O'Donnell (1-0)**1999 (13-3)**

Date	W-L	Opponent	Starter
Sept. 12	W	Cincinnati	McNair
Sept. 19	W	Cleveland	O'Donnell
Sept. 26	W	at Jacksonville	O'Donnell
Oct. 3	L	at San Francisco	O'Donnell
Oct. 10	W	Baltimore	O'Donnell
Oct. 17	W	at New Orleans	O'Donnell
Oct. 31	W	St. Louis	McNair
Nov. 7	L	at Miami	McNair
Nov. 14	W	at Cincinnati	McNair
Nov. 21	W	Pittsburgh	McNair
Nov. 28	W	at Cleveland	McNair
Dec. 5	L	at Baltimore	McNair
Dec. 9	W	Oakland	McNair
Dec. 19	W	Atlanta	McNair
Dec. 26	W	Jacksonville	McNair
Jan. 2	W	at Pittsburgh	McNair

Wild Card

Jan. 8	W (P)	Buffalo	McNair
--------	-------	---------	--------

Divisional

Jan. 16	W (P)	at Indianapolis	McNair
---------	-------	-----------------	--------

AFC Championship

Jan. 23	W (P)	at Jacksonville	McNair
---------	-------	-----------------	--------

Super Bowl XXXIV

Jan. 30	L (P)	St. Louis	McNair
---------	-------	-----------	--------

McNair (9-2, 3-1), O'Donnell (4-1)**1998 (8-8)**

Date	W-L	Opponent	Starter
Sept. 6	W	at Cincinnati	McNair
Sept. 13	L	San Diego	McNair
Sept. 20	L	at New England	McNair
Sept. 27	L	Jacksonville	McNair
Oct. 11	W	at Baltimore	McNair
Oct. 18	W	Cincinnati	McNair
Oct. 25	L	Chicago	McNair
Nov. 1	W	at Pittsburgh	McNair
Nov. 8	W	at Tampa Bay	McNair
Nov. 15	W	Pittsburgh	McNair
Nov. 22	L	N.Y. Jets	McNair
Nov. 29	L	at Seattle	McNair
Dec. 6	W	Baltimore	McNair
Dec. 13	W	at Jacksonville	McNair
Dec. 20	L	at Green Bay	McNair
Dec. 26	L	Minnesota	McNair

McNair (8-8)**1997 (8-8)**

Date	W-L	Opponent	Starter
Aug. 31	W	Oakland	McNair
Sept. 7	L	at Miami	McNair
Sept. 21	L	Baltimore	McNair
Sept. 28	L	at Pittsburgh	McNair

YEAR-BY-YEAR STARTING QUARTERBACKS

Oct. 5	L	at Seattle	McNair
Oct. 12	W	Cincinnati	McNair
Oct. 19	W	Washington	McNair
Oct. 26	W	at Arizona	McNair
Nov. 2	L	Jacksonville	McNair
Nov. 9	W	N.Y. Giants	McNair
Nov. 16	L	at Jacksonville	McNair
Nov. 23	W	Buffalo	McNair
Nov. 27	W	at Dallas	McNair
Dec. 4	L	at Cincinnati	McNair
Dec. 14	L	at Baltimore	McNair
Dec. 21	W	Pittsburgh	McNair

McNair (8-8)**1996 (8-8)**

Date	W-L	Opponent	Starter
Sept. 1	L	Kansas City	Chandler
Sept. 8	W	at Jacksonville	Chandler
Sept. 15	W	Baltimore	Chandler
Sept. 29	L	at Pittsburgh	Chandler
Oct. 6	W	at Cincinnati	Chandler
Oct. 13	W	at Atlanta	Chandler
Oct. 20	W	Pittsburgh	Chandler
Oct. 27	L	San Francisco	Chandler
Nov. 3	L	at Seattle	McNair
Nov. 10	W	at New Orleans	Chandler
Nov. 17	L	Miami	Chandler
Nov. 24	L	Carolina	Chandler
Dec. 1	W	N.Y. Jets	McNair
Dec. 8	L	Jacksonville	McNair
Dec. 15	L	Cincinnati	Chandler
Dec. 22	W	at Baltimore	McNair

Chandler (6-6), McNair (2-2)**1995 (7-9)**

Date	W-L	Opponent	Starter
Sept. 3	W	at Jacksonville	Chandler
Sept. 10	L	Pittsburgh	Chandler
Sept. 17	L	Cleveland	Furrer
Sept. 24	W	at Cincinnati	Chandler
Oct. 1	L	Jacksonville	Chandler
Oct. 8	L	at Minnesota	Chandler
Oct. 22	L	at Chicago	Chandler
Oct. 29	W	Tampa Bay	Chandler
Nov. 5	W	at Cleveland	Chandler
Nov. 12	L	Cincinnati	Chandler
Nov. 19	L	at Kansas City	Chandler
Nov. 26	W	Denver	Chandler
Dec. 3	L	at Pittsburgh	Chandler
Dec. 10	L	Detroit	Chandler
Dec. 17	W	N.Y. Jets	McNair
Dec. 24	W	Buffalo	McNair

Chandler (5-8), McNair (2-0), Furrer (0-1)**1994 (2-14)**

Date	W-L	Opponent	Starter
Sept. 4	L	at Indianapolis	Carlson
Sept. 11	L	at Dallas	Richardson
Sept. 18	L	Buffalo	Richardson
Sept. 25	W	Cincinnati	Carlson
Oct. 3	L	at Pittsburgh	Carlson
Oct. 13	L	Cleveland	Richardson
Oct. 24	L	at Philadelphia	Carlson
Oct. 30	L	at L.A. Raiders	Tolliver
Nov. 6	L	Pittsburgh	Carlson
Nov. 13	L	at Cincinnati	Tolliver
Nov. 21	L	N.Y. Giants	Tolliver
Nov. 27	L	at Cleveland	Tolliver
Dec. 4	L	Arizona	Tolliver
Dec. 11	L	Seattle	Tolliver
Dec. 18	L	at Kansas City	Tolliver
Dec. 24	W	N.Y. Jets	Richardson

Tolliver (0-7), Carlson (1-4), Richardson (1-3)**1993 (12-4)**

Date	W-L	Opponent	Starter
Sept. 5	L	at New Orleans	Moon
Sept. 12	W	Kansas City	Moon
Sept. 19	L	at San Diego	Moon
Sept. 26	L	L.A. Rams	Moon
Oct. 11	L	at Buffalo	Moon
Oct. 17	W	at New England	Carlson
Oct. 24	W	Cincinnati	Moon
Nov. 7	W	Seattle	Moon
Nov. 14	W	at Cincinnati	Moon
Nov. 21	W	at Cleveland	Moon
Nov. 28	W	Pittsburgh	Moon
Dec. 5	W	Atlanta	Moon
Dec. 12	W	Cleveland	Moon
Dec. 19	W	at Pittsburgh	Moon
Dec. 25	W	at San Francisco	Moon
Jan. 2	W	N.Y. Jets	Carlson

Divisional

Jan. 16	L (P)	Kansas City	Moon
---------	-------	-------------	------

Moon (10-4, 0-1), Carlson (2-0)**1992 (10-6)**

Date	W-L	Opponent	Starter
Sept. 6	L	Pittsburgh	Moon
Sept. 13	W	at Indianapolis	Moon
Sept. 20	W	Kansas City	Moon
Sept. 27	W	San Diego	Moon
Oct. 11	W	at Cincinnati	Moon
Oct. 18	L	at Denver	Moon
Oct. 25	W	Cincinnati	Moon
Nov. 1	L	at Pittsburgh	Moon
Nov. 8	L	Cleveland	Moon
Nov. 15	W	at Minnesota	Moon
Nov. 22	L	at Miami	Carlson
Nov. 26	W	at Detroit	Carlson
Dec. 7	W	Chicago	Carlson
Dec. 13	L	Green Bay	Carlson
Dec. 20	W	at Cleveland	Carlson
Dec. 27	W	Buffalo	Carlson

Wild Card

Jan. 3	L (P)	at Buffalo	Moon
--------	-------	------------	------

Moon (6-4, 0-1), Carlson (4-2)**1991 (11-5)**

Date	W-L	Opponent	Starter
Sept. 1	W	L.A. Raiders	Moon
Sept. 8	W	at Cincinnati	Moon
Sept. 16	W	Kansas City	Moon
Sept. 22	L	at New England	Moon
Oct. 6	W	Denver	Moon
Oct. 13	W	at N.Y. Jets	Moon
Oct. 20	W	at Miami	Moon
Oct. 27	W	Cincinnati	Moon
Nov. 3	L	at Washington	Moon
Nov. 10	W	Dallas	Moon
Nov. 17	W	Cleveland	Moon
Nov. 24	L	at Pittsburgh	Moon
Dec. 2	L	Philadelphia	Moon
Dec. 8	W	Pittsburgh	Moon
Dec. 15	W	at Cleveland	Moon
Dec. 21	L	at N.Y. Giants	Moon

Wild Card

Dec. 29	W (P)	N.Y. Jets	Moon
---------	-------	-----------	------

Divisional

Jan. 4	L (P)	at Denver	Moon
--------	-------	-----------	------

Moon (11-5, 1-1)**1990 (9-7)**

Date	W-L	Opponent	Starter
Sept. 9	L	at Atlanta	Moon
Sept. 16	L	at Pittsburgh	Moon
Sept. 23	W	Indianapolis	Moon
Sept. 30	W	at San Diego	Moon
Oct. 7	L	San Francisco	Moon
Oct. 14	W	Cincinnati	Moon
Oct. 21	W	New Orleans	Moon
Oct. 28	L	N.Y. Jets	Moon
Nov. 4	L	at L.A. Rams	Moon
Nov. 18	W	at Cleveland	Moon
Nov. 25	W	Buffalo	Moon
Dec. 2	L	at Seattle	Moon
Dec. 9	W	Cleveland	Moon
Dec. 16	W	at Kansas City	Moon
Dec. 23	L	at Cincinnati	Moon
Dec. 30	W	Pittsburgh	Carlson

Wild Card

Jan. 6	L (P)	at Cincinnati	Carlson
--------	-------	---------------	---------

Moon (8-7), Carlson (1-0, 0-1)**1989 (9-7)**

Date	W-L	Opponent	Starter
Sept. 10	L	at Minnesota	Moon
Sept. 17	W	at San Diego	Moon
Sept. 24	L	Buffalo	Moon
Oct. 1	W	Miami	Moon
Oct. 8	L	at New England	Moon
Oct. 15	W	at Chicago	Moon
Oct. 22	W	Pittsburgh	Moon
Oct. 29	L	at Cleveland	Moon
Nov. 5	W	Detroit	Moon
Nov. 13	W	Cincinnati	Moon
Nov. 19	W	L.A. Raiders	Moon
Nov. 26	L	at Kansas City	Moon
Dec. 3	W	at Pittsburgh	Moon
Dec. 10	W	Tampa Bay	Moon
Dec. 17	L	at Cincinnati	Moon
Dec. 23	L	Cleveland	Moon

Wild Card

Dec. 31	L (P)	Pittsburgh	Moon
---------	-------	------------	------

Moon (9-7, 0-1)**1988 (10-6)**

Date	W-L	Opponent	Starter
Sept. 4	W	at Indianapolis	Moon
Sept. 11	W	L.A. Raiders	Carlson
Sept. 18	L	at N.Y. Jets	Carlson
Sept. 25	W	New England	Carlson
Oct. 2	L	at Philadelphia	Carlson
Oct. 9	W	Kansas City	Carlson
Oct. 16	W	at Pittsburgh	Moon
Oct. 23	L	at Cincinnati	Moon
Oct. 30	W	Washington	Moon
Nov. 7	W	Cleveland	Moon
Nov. 13	L	at Seattle	Moon
Nov. 20	W	Phoenix	Moon
Nov. 24	W	at Dallas	Moon
Dec. 4	L	Pittsburgh	Moon
Dec. 11	W	Cincinnati	Moon
Dec. 18	L	at Cleveland	Moon

Wild Card

Dec. 24	W (P)	at Cleveland	Moon
---------	-------	--------------	------

Divisional

Jan. 1	L (P)	at Buffalo	Moon
--------	-------	------------	------

Moon (7-4, 1-1), Carlson (3-2)**1987 (9-6)**

Date	W-L	Opponent	Starter
Sept. 13	W	L.A. Rams	Moon
Sept. 20	L	at Buffalo	Moon
Oct. 4	W	at Denver	Pease

YEAR-BY-YEAR STARTING QUARTERBACKS

Oct. 11	W	at Cleveland	Pease
Oct. 18	L	New England	Pease
Oct. 25	W	Atlanta	Moon
Nov. 1	W	at Cincinnati	Moon
Nov. 8	L	at San Francisco	Moon
Nov. 15	W	at Pittsburgh	Moon
Nov. 22	L	Cleveland	Moon
Nov. 29	L	at Indianapolis	Moon
Dec. 6	W	San Diego	Moon
Dec. 13	L	at New Orleans	Moon
Dec. 20	W	Pittsburgh	Moon
Dec. 27	W	Cincinnati	Moon

Wild Card

Jan. 3 W (P) Seattle Moon

Divisional

Jan. 10 L (P) at Denver Moon

Moon (7-5, 1-1), Pease (2-1)**1986 (5-11)**

Date	W-L	Opponent	Starter
Sept. 7	W	at Green Bay	Moon
Sept. 14	L	Cleveland	Moon
Sept. 21	L	at Kansas City	Moon
Sept. 28	L	Pittsburgh	Moon
Oct. 5	L	at Detroit	Moon
Oct. 12	L	Chicago	Moon
Oct. 19	L	at Cincinnati	Moon
Oct. 26	L	L.A. Raiders	Moon
Nov. 2	L	at Miami	Moon
Nov. 9	W	Cincinnati	Moon
Nov. 16	L	at Pittsburgh	Moon
Nov. 23	W	Indianapolis	Moon
Nov. 30	L	at Cleveland	Moon
Dec. 7	L	at San Diego	Luck
Dec. 14	W	Minnesota	Moon
Dec. 21	W	Buffalo	Moon

Moon (5-10), Luck (0-1)**1985 (5-11)**

Date	W-L	Opponent	Starter
Sept. 8	W	Miami	Moon
Sept. 15	L	at Washington	Moon
Sept. 22	L	at Pittsburgh	Moon
Sept. 29	L	Dallas	Moon
Oct. 6	L	at Denver	Moon
Oct. 13	L	Cleveland	Moon
Oct. 20	W	Cincinnati	Moon
Oct. 27	W	at St. Louis	Moon
Nov. 3	W	Kansas City	Moon
Nov. 10	L	at Buffalo	Moon
Nov. 17	L	Pittsburgh	Moon
Nov. 24	W	San Diego	Luck
Dec. 1	L	at Cincinnati	Luck
Dec. 8	L	N.Y. Giants	Moon
Dec. 15	L	at Cleveland	Moon
Dec. 22	L	at Indianapolis	Moon

Moon (4-10), Luck (1-1)**1984 (3-13)**

Date	W-L	Opponent	Starter
Sept. 2	L	L.A. Raiders	Moon
Sept. 9	L	Indianapolis	Moon
Sept. 16	L	at San Diego	Moon
Sept. 23	L	at Atlanta	Moon
Sept. 30	L	New Orleans	Moon
Oct. 7	L	at Cincinnati	Moon
Oct. 14	L	at Miami	Moon
Oct. 21	L	San Francisco	Moon
Oct. 28	L	Cincinnati	Moon
Nov. 4	L	at Pittsburgh	Moon
Nov. 11	W	at Kansas City	Moon
Nov. 18	W	N.Y. Jets	Moon

Nov. 25	L	at Cleveland	Moon
Dec. 2	W	Pittsburgh	Moon
Dec. 9	L	at L.A. Rams	Moon
Dec. 16	L	Cleveland	Moon

Moon (3-13)**1983 (2-14)**

Date	W-L	Opponent	Starter
Sept. 4	L	Green Bay	Manning
Sept. 11	L	at L.A. Raiders	Manning
Sept. 18	L	Pittsburgh	Manning
Sept. 25	L	at Buffalo	Nielsen
Oct. 2	L	at Pittsburgh	Nielsen
Oct. 9	L	Denver	Nielsen
Oct. 16	L	at Minnesota	Nielsen
Oct. 23	L	Kansas City	Nielsen
Oct. 30	L	at Cleveland	Nielsen
Nov. 6	L	Cincinnati	Nielsen
Nov. 13	W	Detroit	Luck
Nov. 20	L	at Cincinnati	Luck
Nov. 27	L	at Tampa Bay	Luck
Dec. 4	L	Miami	Luck
Dec. 11	W	Cleveland	Luck
Dec. 18	L	at Baltimore	Luck

Nielsen (0-7), Luck (2-4), Manning (0-3)**1982 (1-8)**

Date	W-L	Opponent	Starter
Sept. 12	L	at Cincinnati	Nielsen
Sept. 19	W	Seattle	Nielsen
Nov. 21	L	Pittsburgh	Nielsen
Nov. 28	L	at New England	Manning
Dec. 5	L	at N.Y. Giants	Manning
Dec. 13	L	Dallas	Manning
Dec. 19	L	at Philadelphia	Manning
Dec. 26	L	Cleveland	Manning
Jan. 2	L	Cincinnati	Nielsen

Nielsen (1-3), Manning (0-5)**1981 (7-9)**

Date	W-L	Opponent	Starter
Sept. 6	W	at L.A. Rams	Stabler
Sept. 13	W	at Cleveland	Stabler
Sept. 20	L	Miami	Stabler
Sept. 27	L	at N.Y. Jets	Stabler
Oct. 4	W	Cincinnati	Stabler
Oct. 11	W	Seattle	Stabler
Oct. 18	L	at New England	Stabler
Oct. 26	L	at Pittsburgh	Stabler
Nov. 1	L	at Cincinnati	Stabler
Nov. 8	W	Oakland	Reaves
Nov. 15	L	at Kansas City	Reaves
Nov. 22	L	New Orleans	Stabler
Nov. 29	L	Atlanta	Stabler
Dec. 3	W	Cleveland	Stabler
Dec. 13	L	at San Francisco	Nielsen
Dec. 20	W	Pittsburgh	Nielsen

Stabler (5-7), Reaves (1-1), Nielsen (1-1)**1980 (11-5)**

Date	W-L	Opponent	Starter
Sept. 7	L	at Pittsburgh	Stabler
Sept. 15	W	at Cleveland	Stabler
Sept. 21	W	Baltimore	Stabler
Sept. 28	W	at Cincinnati	Stabler
Oct. 5	L	Seattle	Stabler
Oct. 12	L	at Kansas City	Stabler
Oct. 19	W	Tampa Bay	Stabler
Oct. 26	W	Cincinnati	Stabler
Nov. 2	W	at Denver	Stabler
Nov. 10	W	New England	Stabler

Nov. 16	W	at Chicago	Stabler
Nov. 23	L	at N.Y. Jets	Stabler
Nov. 30	L	Cleveland	Stabler
Dec. 4	W	Pittsburgh	Stabler
Dec. 14	W	at Green Bay	Stabler
Dec. 21	W	Minnesota	Stabler

Wild Card

Dec. 28 L (P) at Oakland Stabler

Stabler (11-5, 0-1)**1979 (11-5)**

Date	W-L	Opponent	Starter
Sept. 2	W	at Washington	Pastorini
Sept. 9	L	at Pittsburgh	Pastorini
Sept. 16	W	Kansas City	Nielsen
Sept. 23	W	at Cincinnati	Pastorini
Sept. 30	W	Cleveland	Pastorini
Oct. 7	L	St. Louis	Pastorini
Oct. 14	W	at Baltimore	Pastorini
Oct. 21	L	at Seattle	Pastorini
Oct. 28	W	N.Y. Jets	Pastorini
Nov. 5	W	at Miami	Pastorini
Nov. 11	W	Oakland	Pastorini
Nov. 18	W	Cincinnati	Pastorini
Nov. 22	W	at Dallas	Pastorini
Dec. 2	L	at Cleveland	Pastorini
Dec. 10	W	Pittsburgh	Pastorini
Dec. 16	L	Philadelphia	Pastorini

Wild Card

Dec. 23 W (P) Denver Pastorini

Divisional

Dec. 29 W (P) at San Diego Nielsen

AFC Championship

Jan. 6 L (P) at Pittsburgh Pastorini

Pastorini (10-5, 1-1), Nielsen (1-0, 1-0)**1978 (10-6)**

Date	W-L	Opponent	Starter
Sept. 3	L	at Atlanta	Pastorini
Sept. 10	W	at Kansas City	Pastorini
Sept. 17	W	San Francisco	Pastorini
Sept. 24	L	L.A. Rams	Pastorini
Oct. 1	W	at Cleveland	Pastorini
Oct. 8	L	at Oakland	Pastorini
Oct. 15	W	Buffalo	Pastorini
Oct. 23	W	at Pittsburgh	Pastorini
Oct. 29	L	at Cincinnati	Pastorini
Nov. 5	W	Cleveland	Pastorini
Nov. 12	W	at New England	Pastorini
Nov. 20	W	Miami	Pastorini
Nov. 26	W	Cincinnati	Pastorini
Dec. 3	L	Pittsburgh	Pastorini
Dec. 10	W	at New Orleans	Pastorini
Dec. 17	L	San Diego	Pastorini

Wild Card

Dec. 24 W (P) at Miami Pastorini

Divisional

Dec. 31 W (P) at New England Pastorini

AFC Championship

Jan. 7 L (P) at Pittsburgh Pastorini

Pastorini (10-6, 2-1)**1977 (8-6)**

Date	W-L	Opponent	Starter
Sept. 18	W	N.Y. Jets	Pastorini
Sept. 25	W	at Green Bay	Pastorini
Oct. 2	L	at Miami	Pastorini
Oct. 9	W	Pittsburgh	Pastorini
Oct. 16	L	Cleveland	Hadl
Oct. 23	L	at Pittsburgh	Pastorini
Oct. 30	L	at Cincinnati	Hadl
Nov. 6	W	Chicago	Pastorini

YEAR-BY-YEAR STARTING QUARTERBACKS

Nov. 13	L	at Oakland	Pastorini
Nov. 20	W	at Seattle	Pastorini
Nov. 27	W	Kansas City	Pastorini
Dec. 4	L	Denver	Pastorini
Dec. 11	W	at Cleveland	Pastorini
Dec. 18	W	Cincinnati	Pastorini

Pastorini (8-4), Hadl (0-2)**1976 (5-9)**

Date	W-L	Opponent	Starter
Sept. 12	W	Tampa Bay	Pastorini
Sept. 19	W	at Buffalo	Pastorini
Sept. 26	L	Oakland	Pastorini
Oct. 3	W	at New Orleans	Pastorini
Oct. 10	W	Denver	Pastorini
Oct. 17	L	at San Diego	Pastorini
Oct. 24	L	Cincinnati	Pastorini
Nov. 1	L	at Baltimore	Pastorini
Nov. 7	L	Cleveland	Pastorini
Nov. 14	L	at Cincinnati	Hadl
Nov. 21	L	at Pittsburgh	Hadl
Nov. 28	W	Atlanta	Hadl
Dec. 5	L	at Cleveland	Hadl
Dec. 11	L	Pittsburgh	Pastorini

Pastorini (4-6), Hadl (1-3)**1975 (10-4)**

Date	W-L	Opponent	Starter
Sept. 21	W	at New England	Pastorini
Sept. 28	W	San Diego	Pastorini
Oct. 5	L	Cincinnati	Pastorini
Oct. 12	W	at Cleveland	Pastorini
Oct. 19	W	Washington	Pastorini
Oct. 26	W	Detroit	Pastorini
Nov. 2	W	at Kansas City	Pastorini
Nov. 9	L	at Pittsburgh	Pastorini
Nov. 16	W	Miami	Pastorini
Nov. 24	L	Pittsburgh	Pastorini
Nov. 30	L	at Cincinnati	Pastorini
Dec. 7	W	at San Francisco	Pastorini
Dec. 14	W	at Oakland	Pastorini
Dec. 21	W	Cleveland	Pastorini

Pastorini (10-4)**1974 (7-7)**

Date	W-L	Opponent	Starter
Sept. 15	W	San Diego	Dickey
Sept. 22	L	at Cleveland	Dickey
Sept. 29	L	Kansas City	Dickey
Oct. 6	L	Pittsburgh	Dickey
Oct. 13	L	at Minnesota	Pastorini
Oct. 20	L	St. Louis	Pastorini
Oct. 27	W	at Cincinnati	Pastorini
Nov. 3	W	at N.Y. Jets	Pastorini
Nov. 10	W	at Buffalo	Pastorini
Nov. 17	W	Cincinnati	Pastorini
Nov. 24	L	Dallas	Pastorini
Dec. 1	W	at Pittsburgh	Pastorini
Dec. 8	L	at Denver	Pastorini
Dec. 15	W	Cleveland	Pastorini

Pastorini (6-4), Dickey (1-3)**1973 (1-13)**

Date	W-L	Opponent	Starter
Sept. 16	L	at N.Y. Giants	Pastorini
Sept. 23	L	at Cincinnati	Pastorini
Sept. 30	L	Pittsburgh	Pastorini
Oct. 7	L	L.A. Rams	Pastorini
Oct. 14	L	Denver	Pastorini
Oct. 21	L	at Cleveland	Pastorini
Oct. 28	L	at Chicago	Pastorini

Nov. 4	W	at Baltimore	Dickey
Nov. 11	L	Cleveland	Dickey
Nov. 18	L	at Kansas City	Dickey
Nov. 25	L	New England	Dickey
Dec. 2	L	Oakland	Pastorini
Dec. 9	L	at Pittsburgh	Pastorini
Dec. 16	L	Cincinnati	Pastorini

Pastorini (0-10), Dickey (1-3)**1972 (1-13)**

Date	W-L	Opponent	Starter
Sept. 17	L	at Denver	Pastorini
Sept. 24	L	at Miami	Pastorini
Oct. 1	W	N.Y. Jets	Pastorini
Oct. 9	L	Oakland	Pastorini
Oct. 15	L	at Pittsburgh	Pastorini
Oct. 22	L	Cleveland	Pastorini
Oct. 29	L	at Cincinnati	Pastorini
Nov. 5	L	at Cleveland	Pastorini
Nov. 12	L	Philadelphia	Pastorini
Nov. 19	L	Green Bay	Pastorini
Nov. 26	L	at San Diego	Pastorini
Dec. 3	L	at Atlanta	Pastorini
Dec. 10	L	Pittsburgh	Pastorini
Dec. 17	L	Cincinnati	Nix

Pastorini (1-12), Nix (0-1)**1971 (4-9-1)**

Date	W-L	Opponent	Starter
Sept. 19	L	at Cleveland	Johnson
Sept. 26	L	Kansas City	Johnson
Oct. 3	T	New Orleans	Dickey
Oct. 10	L	at Washington	Johnson
Oct. 17	L	Detroit	Pastorini
Oct. 24	L	at Pittsburgh	Pastorini
Oct. 31	W	Cincinnati	Pastorini
Nov. 7	L	at New England	Pastorini
Nov. 14	L	at Oakland	Dickey
Nov. 21	L	at Cincinnati	Pastorini
Nov. 28	L	Cleveland	Johnson
Dec. 5	W	Pittsburgh	Pastorini
Dec. 12	W	at Buffalo	Pastorini
Dec. 19	W	San Diego	Pastorini

Johnson (0-4), Pastorini (4-4), Dickey (0-1-1)**1970 (3-10-1)**

Date	W-L	Opponent	Starter
Sept. 20	W	at Pittsburgh	Johnson
Sept. 27	L	Miami	Johnson
Oct. 4	W	at Cincinnati	Johnson
Oct. 11	L	Baltimore	Johnson
Oct. 18	L	Pittsburgh	Johnson
Oct. 25	T	at San Diego	Hadl
Nov. 1	L	at St. Louis	Rhyme
Nov. 8	L	at Kansas City	Johnson
Nov. 15	L	San Francisco	Johnson
Nov. 22	L	at Cleveland	Johnson
Nov. 29	W	Denver	Johnson
Dec. 7	L	Cleveland	Johnson
Dec. 13	L	Cincinnati	Rhyme
Dec. 20	L	at Dallas	Rhyme

Johnson (3-7), Rhyme (0-3), Hadl (0-0-1)**1969 (6-6-2)**

Date	W-L	Opponent	Starter
Sept. 14	L	at Oakland	Beathard
Sept. 21	W	at Buffalo	Beathard
Sept. 28	W	Miami	Beathard
Oct. 5	W	Buffalo	Beathard
Oct. 12	L	at Kansas City	Beathard
Oct. 20	L	at N.Y. Jets	Beathard

Oct. 26	W	Denver	Beathard
Nov. 2	L	at Boston	Beathard
Nov. 9	T	Cincinnati	Trull
Nov. 16	T	at Denver	Trull
Nov. 23	W	at Miami	Beathard
Nov. 27	L	San Diego	Beathard
Dec. 6	L	N.Y. Jets	Trull
Dec. 14	W	Boston	Beathard

Playoff

Dec. 21	L (P)	at Oakland	Beathard
---------	-------	------------	----------

Beathard (6-5, 0-1), Trull (0-1-2)**1968 (7-7)**

Date	W-L	Opponent	Starter
Sept. 9	L	Kansas City	Beathard
Sept. 14	W	at Miami	Beathard
Sept. 21	L	at San Diego	Beathard
Sept. 29	L	Oakland	Beathard
Oct. 6	L	Miami	Davis
Oct. 13	W	at Boston	Davis
Oct. 20	L	N.Y. Jets	Davis
Oct. 27	W	at Buffalo	Trull
Nov. 3	W	at Cincinnati	Trull
Nov. 10	L	at N.Y. Jets	Trull
Nov. 17	W	Denver	Beathard
Nov. 28	L	at Kansas City	Beathard
Dec. 7	W	Buffalo	Beathard
Dec. 15	W	Boston	Trull

Beathard (3-4), Trull (3-1), Davis (1-2)**1967 (9-4-1)**

Date	W-L	Opponent	Starter
Sept. 9	L	Kansas City	Lee
Sept. 17	W	at Buffalo	Lee
Sept. 24	L	at San Diego	Lee
Oct. 1	W	Denver	Davis
Oct. 15	T	at N.Y. Jets	Davis
Oct. 22	W	at Kansas City	Beathard
Oct. 29	W	Buffalo	Beathard
Nov. 5	L	at Boston	Beathard
Nov. 12	W	at Denver	Beathard
Nov. 26	W	Boston	Beathard
Dec. 3	W	Miami	Beathard
Dec. 10	L	Oakland	Beathard
Dec. 16	W	San Diego	Beathard
Dec. 23	W	at Miami	Beathard

AFL Championship

Dec. 31	L (P)	at Oakland	Beathard
---------	-------	------------	----------

Beathard (7-2, 0-1), Lee (1-2), Davis (1-0-1)**1966 (3-11)**

Date	W-L	Opponent	Starter
Sept. 3	W	Denver	Blanda
Sept. 10	W	Oakland	Blanda
Sept. 18	L	at N.Y. Jets	Blanda
Sept. 25	L	at Buffalo	Blanda
Oct. 2	L	at Denver	Blanda
Oct. 16	W	N.Y. Jets	Blanda
Oct. 23	L	Miami	Blanda
Oct. 30	L	at Kansas City	Blanda
Nov. 6	L	at Oakland	Trull
Nov. 13	L	at Boston	Trull
Nov. 20	L	Buffalo	Trull
Dec. 4	L	San Diego	Trull
Dec. 11	L	Boston	Humphrey
Dec. 18	L	at Miami	Trull

Blanda (3-5), Trull (0-5), Humphrey (0-1)**1965 (4-10)**

Date	W-L	Opponent	Starter
Sept. 12	W	N.Y. Jets	Blanda

YEAR-BY-YEAR STARTING QUARTERBACKS

Sept. 19	W	Boston	Blanda
Sept. 26	L	at Oakland	Blanda
Oct. 3	L	at San Diego	Blanda
Oct. 17	L	at Denver	Blanda
Oct. 24	W	Kansas City	Trull
Oct. 31	W	at Buffalo	Trull
Nov. 7	L	Oakland	Blanda
Nov. 14	L	Denver	Blanda
Nov. 21	L	at N.Y. Jets	Blanda
Nov. 28	L	at Kansas City	Blanda
Dec. 5	L	Buffalo	Blanda
Dec. 12	L	San Diego	Trull
Dec. 18	L	at Boston	Blanda

Blanda (2-9), Trull (2-1)

1964 (4-10)

Date	W-L	Opponent	Starter
Sept. 12	L	at San Diego	Blanda
Sept. 19	W	Oakland	Blanda
Sept. 27	W	at Denver	Blanda
Oct. 4	L	at Kansas City	Blanda
Oct. 11	L	Buffalo	Blanda
Oct. 17	L	at N.Y. Jets	Blanda
Oct. 25	L	San Diego	Blanda
Nov. 1	L	at Buffalo	Blanda
Nov. 6	L	at Boston	Blanda
Nov. 15	L	at Oakland	Blanda
Nov. 22	L	Kansas City	Trull
Nov. 29	L	Boston	Blanda
Dec. 13	W	N.Y. Jets	Blanda
Dec. 20	W	Denver	Blanda

Blanda (4-9), Trull (0-1)

1963 (6-8)

Date	W-L	Opponent	Starter
Sept. 7	L	Oakland	Blanda
Sept. 14	W	Denver	Blanda
Sept. 22	L	at N.Y. Jets	Blanda

Sept. 28	W	Buffalo	Blanda
Oct. 6	L	Kansas City	Blanda
Oct. 13	W	Denver	Blanda
Oct. 20	W	Buffalo	Blanda
Oct. 27	W	Kansas City	Blanda
Nov. 1	L	at Boston	Blanda
Nov. 10	W	N.Y. Jets	Blanda
Dec. 1	L	at San Diego	Blanda
Dec. 8	L	Boston	Blanda
Dec. 15	L	San Diego	Lee
Dec. 22	L	at Oakland	Blanda

Blanda (6-7), Lee (0-1)

1962 (11-3)

Date	W-L	Opponent	Starter
Sept. 9	W	at Buffalo	Blanda
Sept. 16	L	at Boston	Blanda
Sept. 23	W	at San Diego	Blanda
Oct. 7	W	Buffalo	Blanda
Oct. 14	W	N.Y. Titans	Blanda
Oct. 21	L	at Denver	Blanda
Oct. 28	L	Dallas	Blanda
Nov. 4	W	at Dallas	Blanda
Nov. 11	W	at Oakland	Blanda
Nov. 18	W	Boston	Blanda
Nov. 25	W	San Diego	Blanda
Dec. 2	W	Denver	Blanda
Dec. 9	W	Oakland	Blanda
Dec. 15	W	at N.Y. Titans	Blanda

AFL Championship
Dec. 23 L (P) Dallas Blanda

Blanda (11-3, 0-1)

1961 (10-3-1)

Date	W-L	Opponent	Starter
Sept. 9	W	Oakland	Blanda
Sept. 24	L	at San Diego	Blanda
Oct. 1	L	at Dallas	Blanda

Oct. 8	L	Buffalo	Lee
Oct. 13	T	at Boston	Lee
Oct. 22	W	Dallas	Lee
Oct. 29	W	at Buffalo	Blanda
Nov. 5	W	at Denver	Blanda
Nov. 12	W	Boston	Blanda
Nov. 19	W	N.Y. Titans	Blanda
Nov. 26	W	Denver	Blanda
Dec. 3	W	San Diego	Blanda
Dec. 10	W	at N.Y. Titans	Blanda
Dec. 17	W	at Oakland	Blanda

AFL Championship
Dec. 24 W (P) at San Diego Blanda

Blanda (9-2, 1-0), Lee (1-1-1)

1960 (10-4)

Date	W-L	Opponent	Starter
Sept. 11	W	at Oakland	Blanda
Sept. 18	W	L.A. Chargers	Blanda
Sept. 25	L	Oakland	Blanda
Oct. 9	W	N.Y. Titans	Blanda
Oct. 16	W	Dallas	Blanda
Oct. 23	W	at N.Y. Titans	Blanda
Oct. 30	L	at Buffalo	Blanda
Nov. 6	W	at Denver	Blanda
Nov. 13	L	at L.A. Chargers	Blanda
Nov. 20	W	Denver	Lee
Nov. 25	W	at Boston	Lee
Dec. 4	L	at Dallas	Lee
Dec. 11	W	Buffalo	Blanda
Dec. 18	W	Boston	Blanda

AFL Championship
Jan. 1 W (P) L.A. Chargers Blanda

Blanda (8-3, 1-0), Lee (2-1)



Steve McNair's 76 wins as a starting quarterback are more than any other player in franchise history.

ALL-TIME PRO BOWL SELECTIONS

(Number of individual Pro Bowls selected in parenthesis)

AFL ALL-STARs

- 1961** Tony Banfield, CB (1)
George Blanda, QB (1)
Billy Cannon, HB (1)
Don Floyd, DE (1)
Charlie Hennigan, E (1)
Ed Husmann, DT (1)
Al Jamison, T (1)
Mark Johnston, S (1)
Bob McLeod, E (1)
Dennit Morris, LB (1)
Bob Schmidt, C (1)
Charley Tolar, FB (1)
- 1962** Tony Banfield, CB (2)
George Blanda, QB (2)
Willard Dewveall, E (1)
Don Floyd, DE (2)
Fred Glick, S (1)
Charlie Hennigan, E (2)
Ed Husmann, DT (2)
Al Jamison, T (2)
Rich Michael, T (1)
Jim Norton, S (1)
Bob Schmidt, C (2)
Bob Talamini, G (1)
Charley Tolar, FB (2)
- 1963** Tony Banfield, CB (3)
George Blanda, QB (3)
Fred Glick, S (2)
Charlie Hennigan, E (3)
Ed Husmann, DT (3)
Rich Michael, T (2)
Jim Norton, S (2)
Bob Schmidt, C (3)
Bob Talamini, G (2)
Sid Blanks, RB (1)
Don Floyd, DE (3)
Fred Glick, S (3)
Charlie Hennigan, E (4)
Pete Jaquess, CB (1)
Bob Talamini, G (3)
- 1965** Ode Burrell, RB (2)
Willie Frazier, TE (1)
Charlie Hennigan, E (5)
Bob Talamini, G (4)
- 1966** Charles Frazier, E (1)
W.K. Hicks, CB (1)
Bob Talamini, G (5)
- 1967** Woody Campbell, RB (1)
Miller Farr, CB (1)
Hoyle Granger, RB (1)
Pat Holmes, DE (1)
Jim Norton, S (3)
Walter Suggs, T (1)
Bob Talamini, G (6)
George Webster, LB (1)

- 1968** Sonny Bishop, G (1)
Garland Boyette, MLB (1)
Miller Farr, CB (2)
Hoyle Granger, RB (2)
Glen Ray Hines, T (1)
Pat Holmes, DE (2)
Bobby Maples, C (1)
Alvin Reed, TE (1)
Walter Suggs, T (2)
George Webster, LB (2)
- 1969** Jim Beirne, WR (1)
Elvin Bethea, DE (1)
Garland Boyette, MLB (2)
Miller Farr, CB (3)
Glen Ray Hines, T (2)
Ken Houston, S (2)
Jerry LeVias, WR (1)
Zeke Moore, CB (1)
Alvin Reed, TE (2)
George Webster, LB (3)

AFC PRO BOWL

- 1970** Ken Houston, S (3)
Zeke Moore, CB (2)
- 1971** Elvin Bethea, DE (2)
Ken Houston, S (4)
- 1972** Elvin Bethea, DE (3)
Ken Houston, S (5)
- 1973** Elvin Bethea, DE (4)
- 1974** Elvin Bethea, DE (5)
- 1975** Elvin Bethea, DE (6)
Ken Burrough, WR (1)
Curley Culp, DT (1)
Billy Johnson, KR (1)
Dan Pastorini, QB (1)
- 1976** Robert Brazile, OLB (1)
Curley Culp, DT (2)
- 1977** Robert Brazile, OLB (2)
Ken Burrough, WR (2)
Curley Culp, DT (3)
Billy Johnson, KR (2)
- 1978** Elvin Bethea, DE (7)
Robert Brazile, OLB (3)
Earl Campbell, RB (1)
Curley Culp, DT (4)
- 1979** Elvin Bethea, DE (8)
Robert Brazile, OLB (4)
Earl Campbell, RB (2)
Toni Fritsch, K (1)
Leon Gray, T (1)
Mike Reinfeldt, S (1)
- 1980** Robert Brazile, OLB (5)
Dave Casper, TE (1)
Earl Campbell, RB (3)
Greg Stemrick, CB (1)
- 1981** Robert Brazile, OLB (6)
Earl Campbell, RB (4)
Leon Gray, T (2)
Carl Roaches, KR (1)
- 1982** Robert Brazile, OLB (7)
- 1983** Earl Campbell, RB (5)
- 1984** Mike Munchak, G (1)
- 1985** Mike Munchak, G (2)
- 1987** Keith Bostic, S (1)
Mike Munchak, G (3)
Mike Rozier, RB (1)
Mike Munchak, G (2)
- 1988** Keith Bostic, S (2)
Ray Childress, DE (1)
John Grimsley, ILB (1)
Drew Hill, WR (1)
Bruce Matthews, G (1)
Warren Moon, QB (1)
Mike Munchak, G (4)
Mike Rozier, RB (2)
- 1989** Bruce Matthews, G (2)
Warren Moon, QB (2)
Mike Munchak, G (5)
- 1990** Ray Childress, DT (2)
Ernest Givins, WR (1)
Drew Hill, WR (2)
Bruce Matthews, G (3)
Warren Moon, QB (3)
Mike Munchak, G (6)
- 1991** Ray Childress, DT (3)
Cris Dishman, CB (1)
William Fuller, DE (1)
Haywood Jeffires, WR (1)
Bruce Matthews, C (4)
Warren Moon, QB (4)
Mike Munchak, G (7)
Al Smith, MLB (1)
Ray Childress, DT (4)
Curtis Duncan, WR (1)
Ernest Givins, WR (2)
Haywood Jeffires, WR (2)
Bruce Matthews, C (5)
Warren Moon, QB (5)
Mike Munchak, G (8)
Al Smith, MLB (2)
Lorenzo White, RB (1)
- 1993** Ray Childress, DT (5)
Haywood Jeffires, WR (3)
Sean Jones, DE (1)
Bruce Matthews, C (6)
Greg Montgomery, P (1)
Warren Moon, QB (6)
Mike Munchak, G (9)
Webster Slaughter, WR (2,1)
- 1994** Bruce Matthews, C (7)
- 1995** Blaine Bishop, S (1)
Darryll Lewis, CB (1)
Bruce Matthews, C (8)
Mark Stepnoski, C (4, 1)
- 1996** Blaine Bishop, S (2)
Bruce Matthews, G (9)
John Henry Mills, ST (1)
Mark Stepnoski, C (5, 2)
- 1997** Blaine Bishop, S (3)

- Eddie George, RB (1)
Bruce Matthews, G (10)
- 1998** Eddie George, RB (2)
Craig Hentrich, P (1)
Bruce Matthews, G (11)
Frank Wycheck, TE (1)
- 1999** Eddie George, RB (3)
Jevon Kearse, DE (1)
Frank Wycheck, TE (2)
Bruce Matthews, G (12)
- 2000** Blaine Bishop, S (4)
Eddie George, RB (4)
Brad Hopkins, T (1)
Jevon Kearse, DE (2)
Derrick Mason, KR (1)
Bruce Matthews, G (13)
Steve McNair, QB (1)
Samari Rolle, CB (1)
Frank Wycheck, TE (3)
- 2001** Bruce Matthews, G (14)
Jevon Kearse, DE (3)
- 2002** Kevin Carter, DE (2, 1)
- 2003** Steve McNair, QB (2)
Keith Bulluck, LB (1)
Brad Hopkins, OT (2)
Craig Hentrich, P (2)
Derrick Mason, WR (2)
- 2005** Steve McNair, QB (3)
Kyle Vanden Bosch, DE (1)
- 2006** Vince Young, QB (1)
- 2007** Rob Bironas, K (1)
Albert Haynesworth, DT (1)
Kyle Vanden Bosch, DE (2)
- 2008** Cortland Finnegan, CB (1)
Albert Haynesworth, DT (2)
Kevin Mawae, C (7, 1)
Chris Hope, S (1)
Chris Johnson, RB (1)
Michael Roos, OT (1)
Kerry Collins, QB (2, 1)
Michael Griffin, S (1)
- 2009** Chris Johnson, RB (2)
Kevin Mawae, C (8, 2)
Kyle Vanden Bosch, DE (3)
Vince Young, QB (2)
- 2010** Jason Babin, DE (1)
Michael Griffin, S (2)
Chris Johnson, RB (3)
Marc Mariani, KR/PR (1)
- 2013** Alterraun Verner, CB (1)
- 2015** Jurrell Casey, DT (1)
Delanie Walker, TE (1)
- 2016** Jurrell Casey, DT (2)
Taylor Lewan, T (1)
DeMarco Murray, RB (3, 1)
Brian Orakpo, OLB (4, 1)
Delanie Walker, TE (2)

FRANCHISE PRO FOOTBALL HALL OF FAMERS

GEORGE BLANDA

QUARTERBACK/KICKER • 6'2" • 215 lbs • COLLEGE: KENTUCKY
NFL SEASONS: 26 • YEARS WITH OILERS: 7 (1960-66)
HOMETOWN: YOUNGWOOD, PA. • BORN: SEPT. 27, 1927
GAMES PLAYED: 340 • HALL OF FAME INDUCTION: 1981

George Blanda, who came out of retirement with the emergence of the American Football League in 1960, was the offensive catalyst for the explosive Oiler squads of the early 1960s. He played quarterback and handled the placekicking chores in Columbia blue for seven of his NFL-record 26 seasons in the league. Blanda was the team's leading passer and scorer in each of those seven seasons and still owns franchise records for most extra points (299), most touchdown passes in a season (36) and most touchdown passes in a game (7). He is also third in points scored with 596. The 36 scoring tosses stood as an NFL record for an astounding 23 years. Blanda's NFL career records included most games (340), most points (2,002) and most extra points (943). He also passed for 236 touchdowns. Blanda captained the Oilers to two consecutive AFL titles in 1960 and 1961, earning AFL Player of the Year honors in 1961. Blanda's career was divided into three distinct parts, 10 years with the Chicago Bears, seven seasons with the Houston Oilers and nine years with the Oakland Raiders. In 1970, he became the oldest quarterback to play in a title game. He was just a month shy of his 49th birthday when he retired before the 1976 season. Blanda passed away at age 83 on Sept. 27, 2010.

KEN HOUSTON

SAFETY • 6'3" • 197 lbs • COLLEGE: PRAIRIE VIEW A&M
NFL SEASONS: 14 • YEARS WITH OILERS: 6 (1967-72)
HOMETOWN: LUFKIN, TEXAS • BORN: NOV. 12, 1944
GAMES PLAYED: 196 • HALL OF FAME INDUCTION: 1986

Considered one of the best safeties in football history, Ken Houston picked off 49 passes (898 yards), recovered 21 fumbles and scored 12 touchdowns over his 14-season NFL career, earning Pro Bowl honors 12 consecutive times (1968-69 AFL, 1970-79 NFL). Houston returned an NFL-record nine interceptions for a touchdown in his six seasons as an Oiler. Four of those scores came in 1971, tying an NFL record. He returned two in one game against San Diego in the 1971 season finale, which also ties an NFL mark. His other three touchdowns came on a punt return, a fumble return and a blocked field goal return. Houston also holds the Oilers record for most career interception return yards with 650. With a long, fluid stride, Houston had excellent speed and quickness. His 6-3, 197-pound frame made him an ideal pass defender. Yet his lean, muscular body helped him to become a punishing tackler. Originally a ninth-round draft choice out of Prairie View A&M, Houston earned a starter's role by the third game of his rookie season. Two weeks later in a game against the New York Jets, he scored two touchdowns, one on a 71-yard blocked field goal attempt, and the other on a 43-yard interception return. After excelling for six years with the Oilers, Ken was traded to the Redskins for five veteran players in 1973. The Redskins once referred to Houston as "pro football's most underrated superstar," but his capabilities were widely recognized. He won all-league acclaim with the Oilers in 1969 and 1971, and then was either All-Pro or All-NFC with the Redskins every year from 1973 to 1979. He was selected for either the AFL All-Star game or the AFC-NFC Pro Bowl 12 straight seasons from 1968 through 1979. He played in 183 consecutive games before suffering a broken arm against the New York Giants Nov. 25, 1979.

EARL CAMPBELL

RUNNING BACK • 5'11" • 232 lbs • COLLEGE: TEXAS
NFL SEASONS: 8 • YEARS WITH OILERS: 7 (1978-84)
HOMETOWN: TYLER, TEXAS • BORN: MARCH 29, 1955
GAMES PLAYED: 115 • HALL OF FAME INDUCTION: 1991

Earl Campbell, a 5-11, 232-pound ball-carrying dynamo from the University of Texas, joined the Houston Oilers as the first player taken in the 1978 National Football League Draft. The first player to earn All-Southwest Conference honors four years, Campbell was a consensus All-America

and the Heisman Trophy winner in 1977. Campbell took the NFL by storm from the outset. In 1978, he was named the NFL's Most Valuable Player, All-Pro, and Rookie of the Year. He won the league rushing championship with a club-record 1,450 yards and was named to the AFC Pro Bowl squad. It was more of the same the next two years with NFL rushing titles, MVP honors, and consensus All-Pro acclaim each season. He followed his rookie campaign with 1,697 yards in 1979, but his finest year came in 1980 when he rushed for 1,934 yards, which at the time was second only to O. J. Simpson's 2,003 yards gained in 1973. That year, Campbell gained over 200 yards in four games. In 1981, he won his fourth straight AFC rushing title with 1,376 yards. A sensational runner, Campbell was picked for the Pro Bowl five of his first six NFL seasons (1978-81, 1983). In his eight-year career, which finished in New Orleans, Campbell rushed 2,187 times for 9,407 yards, and 74 touchdowns, retiring as the NFL's seventh all-time leading rusher. He also gained 806 yards on 121 receptions to bring his career combined net yards total to 10,213. He set Oilers records for most career yards (8,574), most career attempts (1,979), most touchdown runs (73) and most consecutive games with a rushing touchdown (5). His most famous performance came in a Monday night game against Miami in his rookie season. That night, he rushed for 199 yards and four touchdowns to lead the Oilers to a spectacular 35-30 victory. In spite of the constant pounding he took from opposing defenders, Earl missed only six games out of 115 because of injuries. Midway into his seventh season, he was traded by the Oilers to the New Orleans Saints for a first-round draft pick. He played a season and a half with the Saints before retiring after the 1985 campaign. Campbell is one of just four people officially designated a Texas Legend by the Texas State Legislature. The others are Davy Crockett, Sam Houston and Stephen F. Austin. Campbell was the only designee of the 20th century.

CHARLIE JOINER

WIDE RECEIVER • 5'11" • 188 lbs • COLLEGE: GRAMBLING
NFL SEASONS: 18 • YEARS WITH OILERS: 4 (1969-72)
HOMETOWN: MANY, LA. • BORN: OCT. 14, 1947
GAMES PLAYED: 239 • HALL OF FAME INDUCTION: 1996

Charlie Joiner played 18 seasons in the NFL, including his first four with the Houston Oilers. One of the league's most prolific receivers, he amassed 750 career receptions for 12,146 yards and 65 touchdowns, ranking as the league's leading receiver of all-time when he retired at the age of 39 in 1986. His 18 seasons played were longer than any other wide receiver in history at the time of his retirement. The Oilers originally targeted Joiner for the defensive backfield when they picked the 5-11, 180-pounder from Grambling in the fourth round of the 1969 AFL-NFL Draft. Joiner played briefly on defense and the kickoff return team but soon became established as a premier pass catcher. Joiner caught 82 of his 750 career passes as an Oiler, totaling 1,480 yards and 12 touchdowns. He paced the squad with 681 yards and seven touchdown grabs in 1971. In his fourth season in 1972, Houston sent him to the Cincinnati Bengals in a four-player swap. Four years later in 1976, he was traded to San Diego. With the Chargers, Joiner blossomed into super-stardom. He and quarterback Dan Fouts formed a lethal pass-catch team that accounted for the preponderance of his 586 receptions as a Charger. During his 11 years in San Diego, Joiner caught 50 or more passes seven times and had 70 or more receptions three seasons. Injuries cut into his playing time at the beginning, but in a 193-game span over his final 13 seasons, Joiner missed only one game. He was an All-NFL pick in 1980 and a Pro Bowl choice three times. In the 1980 AFC title game, he led the Chargers with six receptions for 130 yards and two touchdowns. Blessed with excellent speed and tantalizing moves, Joiner averaged 16.2 yards per catch and accounted for 12,146 yards and 65 touchdowns. When he was inducted into the Pro Football Hall of Fame in 1996, Joiner ranked fifth in receptions and sixth in receiving yardage on the NFL's all-time list. Joiner was once described by San Francisco 49ers coaching great Bill Walsh as "the most intelligent, the smartest, the most calculating receiver the game has ever known."

FRANCHISE PRO FOOTBALL HALL OF FAMERS

MIKE MUNCHAK

GUARD • 6'3" • 281 lbs • COLLEGE: PENN STATE
 NFL SEASONS: 12 • YEARS WITH OILERS: 12 (1982-93)
 HOMETOWN: SCRANTON, PA. • BORN: MARCH 5, 1960
 GAMES PLAYED: 159 • HALL OF FAME INDUCTION: 2001

Mike Munchak was the eighth player overall and the first offensive lineman chosen in the 1982 National Football League draft. Selected by the Oilers, the former Penn State standout was an immediate success with the Houston club, earning the starting left guard spot in his first training camp. The 6-3, 281-pound lineman wasted little time establishing himself as one of the premier guards in the NFL. In 1984, in just his third year in the league, he was named to the first of seven All-AFC teams. That same year he received the first of nine Pro Bowl invitations. Not coincidentally, the Oilers' on-the-field successes increased as Munchak's development and experience increased. From their dismal 1-8 record in the strike-shortened 1982 season, the Oilers improved nearly every year that Munchak played. Along the way, the team advanced to the playoffs seven consecutive years (1987-1993) and captured the 1991 and 1993 AFC Central Divisional crowns. Munchak was a devastating blocker and considered the key to an offensive line that kept the Oilers at or near the top of the NFL's offensive statistical categories. In 1988 he led the Oilers' offensive line that gave up just 24 quarterback sacks which was third in the NFL. It was also the fewest sacks allowed by the team in 10 seasons. The following season the offensive line held opponents to no sacks in six games. In 1991, the Oilers offensive line finished second in the AFC and fourth in the NFL in the fewest quarterback sacks allowed. Behind the Munchak-led line, Houston led the NFL in total offense in 1990 and passing offense in 1990 and 1991. The Oilers finished second in points scored in 1990 and second in total offense in 1991. Equally effective as a run blocker, Munchak led the Oilers offensive charge in 1993 as the team finished fourth in the NFL in both average gain per rushing play (4.4) and average gain per offensive play (5.3). Although he suffered from chronic knee problems, Munchak played in 159 regular season games. His 12 seasons with the Oilers tied him for second longest in the franchise's history at the time of his retirement. He became the first player inducted into the Hall of Fame who played his entire career with the Oilers. Long-time teammate Bruce Matthews presented Munchak for induction.

ELVIN BETHEA

DEFENSIVE END • 6'2" • 260 lbs • COLLEGE: NORTH CAROLINA A&T
 NFL SEASONS: 16 • YEARS WITH OILERS: 16 (1968-83)
 HOMETOWN: TRENTON, N.J. • BORN: MARCH 1, 1946
 GAMES PLAYED: 210 • HALL OF FAME INDUCTION: 2003

Defensive end Elvin Bethea, an eight-time Pro Bowl selection during his outstanding career with the Houston Oilers, was named to the five-man class of the 2003 Pro Football Hall of Fame that included running back Marcus Allen, guard Joe DeLamielleure, wide receiver James Lofton, and coach Hank Stram. A third-round draft pick in 1968 (77th player overall) Bethea played in 210 games over 16 seasons, never missing a game until breaking his arm on Nov. 13, 1977. He was considered a "steal" in a draft class that produced three future Hall of Fame players in Larry Csonka, Art Shell, and Ron Yary. When he retired, he held three team records relating to career service: most seasons (16), most career regular season games played (210), and most consecutive regular season games played (135). Having led the team in sacks in six seasons, Bethea's unofficial 105-career sack total still ranks first in franchise history, including his team-best 17 sacks in 1973. He recorded four sacks and a fumble recovery in his best single game performance against San Diego in 1976. He played in eight playoff games and posted 691 career tackles. Bethea also played in eight Pro Bowls (1970, 1972-1976, 1979, 1980) and earned All-Pro second-team honors in 1973, 1975, 1978, and 1979. More than just a pass rusher, Bethea was also effective against the run. Eventhough 1974 was the first year such statistics were compiled by the Oilers, his 691 career tackles, are still among the best in franchise history, even excluding the first six years of his career. "When people ask me who the best guy I ever played against was I always tell them Elvin Bethea and Lyle Alzado because both

of them were complete ballplayers," said Art Shell, Hall of Fame member of the Oakland Raiders. "Elvin was one of the quickest guys I've ever been around. We always had to double-team him. There were times when I was supposed to block him when he would get by me so quick. And then Gene Upshaw was supposed to pick him up and he also got by him so quick that we would get back to the huddle and Upshaw would say, 'Did you see that?' and I'd say, 'Yeah, I saw that. He just beat the heck out of me too!' Elvin was just a great player."

WARREN MOON

QUARTERBACK • 6'3" • 212 lbs • COLLEGE: WASHINGTON
 NFL SEASONS: 17 • YEARS WITH OILERS: 10 (1984-93)
 HOMETOWN: LOS ANGELES, CALIF. • BORN: NOVEMBER 18, 1956
 GAMES PLAYED: 208 • HALL OF FAME INDUCTION: 2006

Warren Moon, the fourth leading passer in NFL history, was inducted into the 2006 class of the Pro Football Hall of Fame. Moon played 10 years (1984-93) with the Oilers/Titans organization and holds the franchise records for passing yards (33,685) and touchdowns (196), while leading the Oilers to seven consecutive playoff appearances from 1987-93. During a 17-year NFL career, Moon played for the Houston Oilers, Minnesota Vikings, Seattle Seahawks and Kansas City Chiefs and amassed 49,325 passing yards, 291 touchdowns and 102 wins. He earned nine Pro Bowl invitations (tied for the most by a quarterback with John Elway and Dan Marino), posted nine 3,000 yard seasons, 49 300-yard games and led his team to nine playoff appearances. His eight consecutive playoff berths matched a feat accomplished by Terry Bradshaw and Joe Montana. At the time of his retirement, he held the single-season passing yardage record for three different franchises: Oilers (4,367 in 1991), Vikings (4,364 in 1994) and Seahawks (3,678 in 1997). Moon tallied many accomplishments during his Oiler career. His finest season came in 1990, throwing for 4,689 yards (363 for 584) and 33 touchdowns in only 15 games. He earned AP NFL Offensive Player of the Year for his efforts and his third of nine Pro Bowl invitations. Against Kansas City in 1990, Moon threw for 527 yards, which ranks as the second highest single-game total in NFL history (Norm Van Brocklin, 554 yards in 1951). In 1991, he surpassed the previous season's yardage total with 4,690 yards and became just the third player (Marino, Fouts) in NFL history to produce consecutive 4,000 yard passing seasons. Moon joined the Oilers and the NFL in 1984, after six seasons in the Canadian Football League, where he led his team to five Grey Cups (League Champions). In the CFL, Moon threw for 21,228 yards and 144 touchdowns. Moon was driven to play in the CFL after drawing little interest from the NFL as a starting quarterback following his senior season at the University of Washington. Moon became the first African-American quarterback to be inducted into the Pro Football Hall of Fame and his legacy as a minority quarterback cannot be underestimated. At the time of his arrival in the NFL only two black quarterbacks had been significant starters for their NFL teams (Shack Harris, Rams; Doug Williams, Tampa Bay).

BRUCE MATTHEWS

GUARD/TACKLE/CENTER • 6'5" • 305 lbs • COLLEGE: USC
 NFL SEASONS: 19 • YEARS WITH OILERS: 19 (1983-2001)
 HOMETOWN: ARCADIA, CALIF. • BORN: AUGUST 8, 1961
 GAMES PLAYED: 296 • HALL OF FAME INDUCTION: 2007

Arguably one of the best offensive linemen to ever play the game, Bruce Matthews became the first Tennessee Titan to be inducted into the Pro Football Hall of Fame. At the time of his retirement, Matthews played in more NFL games (296) than any non-kicker in the league's history. Longevity and durability were his hallmarks, but that coupled with his unparalleled play, earning a league record 14 consecutive Pro Bowl (9 at guard and 6 at center) selections (tied with Merlin Olsen) and seven times named AP All-Pro, made him one of the all-time greats. He rose to the challenges presented to him in starting at every position on the offensive line during his NFL career (87 C, 99 LG, 67 RG, 22 RT, 17 LT). He becomes the first Hall of Fame offensive lineman to play significant time at all five offensive line

FRANCHISE PRO FOOTBALL HALL OF FAMERS

positions. A constant for the Oilers/Titans franchise, Matthews started in a team record 229 consecutive games (streak started at Indianapolis, Nov. 29, 1987) and never missed a game because of injury. His 19 seasons also are a team record and he ranks second in NFL history for years with one team behind Jackie Slater, who spent 20 seasons with the Rams. Matthews and G Randall McDaniel (Vikings) were the only two NFL players to play in every game during the decade of the 90's. Matthews was a part of nearly one-half of the franchise's first 42-years of history and helped the team win 146 games, make the playoffs nine times, earn the only three AFC Central titles in team history, earn an AFC Championship and the franchise's only Super Bowl appearance. He blocked for 15 quarterbacks and 27 running backs, including five different 1,000-yard rushers (Earl Campbell, Mike Rozier, Lorenzo White, Gary Brown and Eddie George). During his career, he played in offenses that produced nine 1,000-yard rushing seasons and eight 3,000-yard passers. Additionally, he played in 42 different stadiums during his NFL career. During his career, Matthews blocked on a line that helped produce 65 100-yard rushing performances and 48 300-yard passing performances. Originally drafted by the Houston Oilers in the first round (ninth overall) of the 1983 NFL Draft, Matthews earned All-America honors at the University of Southern California. Matthews and his brother, Clay, each played 19 NFL seasons and the duo set an NFL record for games played by a pair of brothers with 574 games. Clay Matthews played in 278 games during his NFL career. Matthews had his number 74 jersey retired by the team and was inducted into the organization's Hall of Fame during a December, 2002 ceremony. Matthews joined a 2007 Hall of Fame class that included Dallas Cowboys WR Michael Irvin, Buffalo Bills RB Thurman Thomas, Detroit Lions TE Charlie Sanders, Cleveland Browns G Gene Hickerson, and St. Louis CB Roger Wehrli.

CURLEY CULP

DEFENSIVE TACKLE • 6'2" • 265 lbs • COLLEGE: ARIZONA STATE
NFL SEASONS: 14 • YEARS WITH OILERS: 7 (1974-1980)
HOMETOWN: YUMA, ARIZ. • BORN: MARCH 10, 1946
GAMES PLAYED: 179 • HALL OF FAME INDUCTION: 2013

Curley Culp was voted into the Pro Football Hall of Fame in 2013. A six-

time Pro Bowl selection, Culp played in 179 games during his NFL career with the Kansas City Chiefs (1968-1974), Houston Oilers (1974-1980) and Detroit Lions (1980-81). He was considered the prototypical nose tackle and helped pioneer the 3-4 defense. Hailing from Arizona State, where he was an All-American in both football and wrestling, Culp was selected in the second round of the 1968 NFL Draft by the Denver Broncos, who intended to use him as an offensive guard. However, his brief stint in Denver ended when he was traded to the Chiefs, who inserted him permanently on the defensive side. In 1969, the Chiefs won Super Bowl IV, and Culp was an instrumental member of one of the league's top defenses. He helped the Chiefs defeat the Oakland Raiders in the AFL Championship Game and the Minnesota Vikings in the Super Bowl. In 1974, during his seventh campaign in Kansas City, Culp was traded to the Oilers along with a first-round draft pick (used to select Robert Brazile) in exchange for John Matuszak. The move paid almost immediate dividends for the Oilers, who previously suffered through 1-13 records in both 1972 and 1973. In 1975, Culp's first full season in Houston, he helped the Oilers to a record of 10-4, the first winning mark for the club in eight years. With Culp anchoring the defense, the Oilers finished with the AFC's top-ranked run defense (third in the NFL). Individually, Culp produced arguably the finest season of his career, recording 11.5 sacks and earning NFL Defensive Player honors by the Newspaper Enterprise Association. Culp continued as a leader of the Oilers defense that culminated in back-to-back appearances in the AFC championship games in 1978 and 1979. He was named to one AFL All-Star Game and five Pro Bowls during his career. Culp also was picked as a first-team All-Pro in 1975 and a second-team selection in 1971, 1977, 1978, and 1979. He was selected first- or second-team All-AFC five times. "Curley Culp was perhaps the strongest man I ever lined up against," said Raiders Hall of Fame center Jim Otto. Culp used his strong wrestling background to create havoc for opposing guards and centers. He was the 1968 NCAA heavyweight wrestling champion and was named to the U.S. Olympic wrestling team that year. Culp joined a 2013 Hall of Fame class that included offensive linemen Larry Allen and Jonathan Ogden, wide receiver Cris Carter, coach Bill Parcells, linebacker Dave Robinson and defensive lineman Warren Sapp.

TITANS/OILERS HALL OF FAME

In recognition of the 40th season of the Houston Oilers/Tennessee Titans organization in 1999, the team's late owner K.S. "Bud" Adams, Jr. created an official team Hall of Fame, featuring players and staff from the past, while creating a special place for Titans stars of the future to be recognized. To date, 13 individuals have been named to the franchise's Hall of Fame:

NAME	POSITION	YEARS WITH FRANCHISE	INDUCTED
K.S. "Bud" Adams, Jr.	Team Owner/Founder	1959-2013	Sept. 7, 2008
Elvin Bethea	Defensive End	1968-83	Dec. 9, 1999
George Blanda	Quarterback/Kicker	1960-66	Dec. 9, 1999
Earl Campbell	Running Back	1978-84	Dec. 9, 1999
Eddie George	Running Back	1996-2003	Oct. 27, 2008
Mike Holovak	General Manager	1981-99	Dec. 9, 1999
Ken Houston	Safety	1967-72	Dec. 9, 1999
Bruce Matthews	Offensive Lineman	1983-2002	Dec. 8, 2002
Steve McNair	Quarterback	1995-2005	Oct. 27, 2008
Warren Moon	Quarterback	1984-93	Oct. 1, 2006
Mike Munchak	Guard	1982-93	Dec. 9, 1999
Jim Norton	Safety/Punter	1960-68	Dec. 9, 1999
Frank Wycheck	Tight End	1995-2003	Oct. 27, 2008

RETIRED JERSEY NUMBERS

In the history of the Oilers/Titans franchise, only six players have had the distinction of having their jersey number retired — **Jim Norton** (No. 43), **Elvin Bethea** (No. 65), **Earl Campbell** (No. 34), **Mike Munchak** (No. 63), **Bruce Matthews** (No. 74), and **Warren Moon** (No. 1).



Jim Norton played nine seasons for the Oilers (1960-68) as a safety and as a punter, establishing team records at both positions. As a rookie from the University of Idaho, Norton was a member of the Oilers' 1960 AFL Championship team. A four-time league all-star, he holds the club record for most interceptions in a career with 45. Also an accomplished punter, Norton was tops in club history with 519 career punts for a 42.3-yard career average and a long kick of 79 yards (11/22/64 vs. Kansas City).




Elvin Bethea joined the Oilers in 1968 after an outstanding career at North Carolina A&T. He started at defensive end in the 1968 season opener and didn't miss a game until breaking his arm in November 1977. That streak of 135 consecutive games played stands third in team history. An eight-time Pro Bowler (1970, 1972-76, 1978-80), Bethea ranks second for most seasons played (16, 1968-83), while his 210 games played (1968-83) also stands second behind Bruce Matthews. Bethea led the team

in sacks six times, including a career-best mark of 17 in 1973. The Oilers honored him with an "Elvin Bethea Appreciation Night" on Aug. 4, 1983. He became the sixth player in franchise history to be inducted into the Pro Football Hall of Fame on Aug. 3, 2003.



Earl Campbell, the franchise's second leading rusher and a member of the Pro Football Hall of Fame, was honored by having his number retired at ceremonies on Aug. 13, 1987. He set a single-season club record with a league-leading 1,450 yards his rookie season. Campbell followed that performance with 1,697 yards in 1979 and an astounding 1,934 yards in 1980. Both those totals led the NFL and the latter was second only to O.J. Simpson's 2,003 yards in 1973. Campbell was selected to five Pro Bowls

(1978-81, 1983) and retired as the NFL's seventh all-time leading rusher (9,407). He ranks second in franchise history in career rushing yards (8,574) and attempts (1,979), first in touchdown runs (73) and first in most consecutive games with a rushing touchdown (5).



Mike Munchak joined the Oilers as a first-round draft pick in 1982 out of Penn State. He was the first offensive lineman selected in the draft and the eighth overall selection. Munchak won the starting left guard position as a rookie and went on to play in 12 campaigns (1982-93) and 159 games (156 starts) for the Oilers. He is tied for third on the team's all-time list for seasons played and ranks fifth in games played. Munchak became a fixture on an offensive line that helped the Oilers to seven consecutive playoff appearances (1987-93). One of the premier guards in the National Football League, Munchak was selected to NFL's "Team of the Decade" for the 1980s and was chosen in 1989 to Oilers' 30th Anniversary "Dream Team." He ranks second in club annals with nine Pro Bowl selections, seven as a starter. Munchak announced his retirement on July 21, 1994, and on the same day, K.S. "Bud" Adams, Jr., announced that jersey No. 63 would be retired on "Mike Munchak Appreciation Day" on Nov. 6, 1994.



Bruce Matthews played in more games (296) than any non-kicker in NFL history. Longevity and durability were his hallmark. And that, coupled with his unparalleled play, in which he tied a league record with 14 Pro Bowl selections (tied with Merlin Olsen) and earned All-Pro honors six times, made him one of the all-time greats. He rose to the challenges presented to him in playing every position on the offensive line during his NFL career (87 at center, 99 at left guard, 67 at right guard, 22 at right tackle,

and 17 at left tackle). His number was retired during a halftime ceremony in Nashville on Dec. 8, 2002.



Warren Moon, the fourth leading passer in NFL history, played 10 years (1984-93) with the organization and holds the franchise records for passing yards (33,685) and touchdowns (196), while leading the Oilers to seven consecutive playoff appearances from 1987-93. Moon's first season came in 1990, throwing for 4,689 yards (363-for-584) and 33 touchdowns in only 15 games and becoming the third player in NFL history to produce consecutive 4,000-yard passing seasons. He earned AP NFL Offensive

Player of the Year for his efforts and his third Pro Bowl berth. His jersey was retired in a halftime ceremony in Nashville on Oct. 1, 2006.

SITUATIONAL REGULAR SEASON WIN-LOSS RECORD

VS. AFC TEAMS

Total: 327-365-5
Home: 197-153-1
Away: 130-212-4

VS. AFC SOUTH TEAMS

Total: 41-52-0
Home: 23-23-0
Away: 18-29-0

VS. AFC NORTH/CENTRAL TEAMS

Total: 118-127-1
Home: 65-58-1
Away: 53-69-0

VS. AFC EAST TEAMS

Total: 88-84-2
Home: 51-31-0
Away: 37-53-2

VS. AFC WEST TEAMS

Total: 82-102-2
Home: 56-42-0
Away: 26-60-2

VS. NFC TEAMS

Total: 89-88-1
Home: 46-44-1
Away: 43-44-0

VS. NFC SOUTH TEAMS

Total: 11-5-0
Home: 5-3-0
Away: 6-2-0

VS. NFC NORTH/CENTRAL TEAMS

Total: 32-24-0
Home: 18-11-0
Away: 14-13-0

VS. NFC EAST TEAMS

Total: 24-31-0
Home: 11-16-0
Away: 13-15-0

VS. NFC WEST TEAMS

Total: 22-28-1
Home: 12-14-1
Away: 10-14-0

MONDAY NIGHT FOOTBALL

Total: 22-17-0
Home: 14-9-0
Away: 8-8-0

WEEK AFTER MNF

Total: 18-22-0
Home: 12-8-0
Away: 6-14-0

SUNDAY NIGHT FOOTBALL

Total: 11-9-0 (ESPN 8-6; TNT 2-2; NBC 1-1)
Home: 8-4-0
Away: 3-5-0

THURSDAY NIGHT FOOTBALL

Total: 5-8-0 (ABC 2-0; ESPN 1-1; TNT 0-1; NBC 0-2*; NFLN 2-5*)
Home: 5-3-0
Away: 0-5-0
*11/16/17 at Pittsburgh was broadcasted on both NBC and NFLN.

FRIDAY NIGHT FOOTBALL

Total: 0-1-0 (NFLN 0-1)
Home: 0-1-0
Away: 0-0-0

SATURDAY NIGHT FOOTBALL

Total: 1-2-0 (ABC 1-0, ESPN 0-2)
Home: 0-2-0
Away: 1-0-0

OVERTIME

Total: 18-21-0
Home: 11-11-0
Away: 7-10-0

SEASON OPENERS

Total: 30-28-0
Home: 15-12-0
Away: 15-16-0

DOMES

Total: 135-133-2
Astrodome (Houston): 113-103-2
Cowboys Stadium (Dallas): 1-0-0
Edward Jones Dome (St. Louis): 0-1-0
Ford Field (Detroit): 2-0-0
Georgia Dome (Atlanta): 2-1-0
Kingdome (Seattle): 1-6-0
Lucas Oil Stadium (closed) (Indianapolis): 0-8-0
Metrodome (Minneapolis): 1-6-0
NRG Stadium (closed) (Houston): 5-5-0
RCA Dome (Indianapolis): 4-7-0
Silverdome (Detroit): 2-1-0
Superdome (New Orleans): 6-2-0

HOTTEST/COLDEST GAMES

SIX HOTTEST GAMES

DATE	OPPONENT	SCORE	WEATHER
9/11/83	at L.A. Raiders	6-20 (L)	96°, clear
9/9/90	at Atlanta	27-47 (L)	94°, partly cloudy
10/7/62	BUFFALO	17-14 (W)	93°, showers
9/14/65	N.Y. JETS	27-21 (W)	93°, sunny
10/6/63	at Kansas City	7-28 (L)	92°, sunny
9/18/60	L.A. Chargers	38-28 (W)	90°, partly cloudy

12 COLDEST GAMES

DATE	OPPONENT	SCORE	WEATHER
12/18/16	at Kansas City	19-17 (W)	1°, clear (-9° wind chill)
*1/10/04	at New England	14-17 (L)	4°, clear (-10° wind chill)
12/11/77	at Cleveland	19-15 (W)	7°, clear (-7° wind chill)
12/17/89	at Cincinnati	7-61 (L)	9°, overcast (0° wind chill)
12/8/13	at Denver	28-51 (L)	18°, clear (11° wind chill)
12/26/10	at Kansas City	14-34 (L)	19°, cloudy (10° wind chill)
12/17/00	at Cleveland	24-0 (W)	20°, snow (-10° wind chill)
12/14/80	at Green Bay	22-3 (W)	20°, clear (9° wind chill)
*1/6/80	at Pittsburgh	13-27 (L)	22°, part. cloudy (12° wind chill)
12/15/85	at Cleveland	21-28 (L)	22°, overcast (-7° wind chill)
12/18/88	at Cleveland	23-28 (L)	22°, overcast (0° wind chill)
12/16/07	at Kansas City	26-17 (W)	22°, clear (14° wind chill)

* Playoff game

ALL-TIME OFFENSIVE YARDS AND RANKINGS

Year	Total Plays	First Downs	Rush Yards (Rank)	Net Pass Yards (Rank)	Total Yards (Rank)	Total Points
1960	930	262	1,565 (3)	3,371 (1)	4,936 (1)	379
1961	964	293	1,896 (2)	4,392 (1)	6,288 (1)	513
1962	943	266	1,742 (4)	3,229 (2)	4,971 (2)	387
1963	870	254	1,210 (7)	3,222 (1)	4,432 (4)	302
1964	942	284	1,347 (7)	3,527 (2)	4,874 (4)	310
1965	905	227	1,178 (7)	2,813 (2)	3,991 (5)	298
1966	926	246	1,515 (5)	2,897 (4)	4,412 (7)	335
1967	828	207	2,122 (1)	1,381 (9)	3,503 (8)	258
1968	905	240	1,804 (4)	2,548 (4)	4,352 (5)	303
1969	965	256	1,706 (5)	2,825 (2)	4,531 (4)	278
1970	922	232	1,556 (19)	2,506 (7)	4,062 (10)	217
1971	815	201	1,106 (26)	2,409 (6)	3,515 (22)	251
1972	817	183	1,518 (23)	1,673 (23)	3,191 (26)	164
1973	840	193	1,388 (26)	1,919 (16)	3,307 (24)	199
1974	817	200	1,361 (26)	1,977 (20)	3,338 (24)	236
1975	900	234	2,068 (12)	1,869 (23)	3,937 (19)	293
1976	878	199	1,498 (27)	2,072 (15)	3,570 (24)	222
1977	879	228	1,989 (14)	1,875 (17)	3,864 (18)	299
1978	993	276	2,476 (6)	2,338 (18)	4,814 (16)	283
1979	1,034	268	2,571 (4)	2,256 (25)	4,827 (22)	362
1980	1,063	329	2,635 (2)	3,007 (17)	5,642 (4)	295
1981	947	241	1,734 (23)	2,777 (23)	4,511 (27)	281
1982	551	138	799 (26)	1,574 (19)	2,373 (28)	136
1983	1,033	295	1,998 (18)	2,902 (23)	4,900 (24)	288
1984	969	284	1,656 (23)	3,228 (17)	4,884 (23)	240
1985	998	270	1,570 (25)	3,082 (19)	4,652 (24)	284
1986	1,089	299	1,700 (19)	3,449 (13)	5,149 (16)	274
1987	998	294	1,923 (14)	3,300 (7)	5,223 (8)	345
1988	1,010	308	2,249 (4t)	2,956 (22)	5,205 (14)	424
1989	1,028	327	1,928 (12)	3,499 (10)	5,427 (9)	365
1990	1,006	376	1,417 (24)	4,805 (1)	6,222 (1)	405
1991	1,022	353	1,366 (23)	4,621 (1)	5,987 (2)	386
1992	958	339	1,626 (18)	4,029 (1)	5,655 (3)	352
1993	1,066	330	1,792 (12)	3,866 (3)	5,658 (3)	368
1994	1,036	278	1,682 (12)	2,799 (25)	4,481 (26)	226
1995	1,046	295	1,664 (18)	3,241 (19)	4,905 (23)	348
1996	972	287	1,950 (6)	3,098 (21)	5,048 (18)	345
1997	993	288	2,414 (3)	2,505 (29)	4,919 (18)	333
1998	1,016	308	1,970 (9)	3,291 (15)	5,261 (9)	330
1999	1,011	294	1,811 (13)	3,479 (13t)	5,290 (13)	392
2000	1,036	299	2,084 (7)	3,266 (16)	5,350 (14)	346
2001	1,026	288	1,794 (12)	3,558 (8t)	5,352 (8)	336
2002	1,032	312	1,952 (11)	3,320 (20)	5,272 (17)	367
2003	1,013	310	1,623 (26)	3,878 (5)	5,501 (8)	435
2004	1,053	308	1,871 (14)	3,616 (10)	5,487 (11)	344
2005	1,022	279	1,525 (23)	3,597 (9)	5,122 (17)	299
2006	945	261	2,214 (5)	2,596 (30)	4,810 (27)	324
2007	1,037	306	2,109 (5)	2,878 (27)	4,987 (21)	301
2008	973	268	2,199 (7)	2,819 (27)	5,018 (21)	375
2009	990	288	2,592 (2)	3,031 (23)	5,623 (12)	354
2010	907	252	1,727 (17)	3,107 (25)	4,834 (27)	356
2011	984	281	1,438 (31)	3,923 (12)	5,361 (17)	325
2012	957	260	1,687 (21)	3,323 (22)	5,010 (26)	330
2013	1,032	311	1,894 (14)	3,496 (21)	5,390 (22)	362
2014	919	258	1,447 (26)	3,412 (22)	4,859 (29)	254
2015	976	298	1,485 (25)	3,503 (25t)	4,988 (30)	299
2016	1,008	322	2,187 (3)	3,541 (25)	5,728 (11)	381

ALL-TIME DEFENSIVE YARDS AND RANKINGS

Year	Total Plays	First Downs	Rush Yards (Rank)	Net Pass Yards (Rank)	Total Yards (Rank)	Total Points
1960	995	282	1,027 (2)	3,874 (8)	4,901 (6)	285
1961	899	235	1,634 (6)	2,391 (2)	4,025 (2)	242
1962	880	217	1,569 (3)	2,561 (2)	4,130 (2)	270
1963	873	256	1,710 (7)	2,606 (3)	4,316 (6)	372
1964	896	267	1,961 (7)	3,280 (6)	5,241 (8)	355
1965	946	271	2,683 (8)	2,470 (2)	5,153 (8)	429
1966	881	244	1,833 (7)	3,162 (8)	4,995 (9)	396
1967	910	233	1,637 (7)	2,418 (3)	4,055 (4)	199
1968	854	198	1,704 (4)	1,671 (1)	3,375 (1)	248
1969	833	183	1,556 (5)	2,217 (2)	3,773 (2)	279
1970	840	227	1,793 (17)	2,605 (24)	4,398 (25)	352
1971	880	237	1,723 (11)	2,072 (10)	3,795 (9)	330
1972	894	263	2,591 (25)	2,143 (11)	4,734 (23)	380
1973	929	274	2,410 (23)	2,237 (20)	4,647 (24)	447
1974	919	268	2,050 (19)	2,375 (20)	4,425 (22)	282
1975	952	264	1,680 (3)	2,457 (17)	4,137 (11)	226
1976	935	226	2,072 (16)	1,915 (8)	3,987 (10)	273
1977	933	247	1,815 (10)	2,142 (20)	3,957 (14)	230
1978	1,021	292	2,072 (9)	2,842 (24)	4,914 (17t)	298
1979	1,038	304	2,225 (17)	2,765 (14)	4,990 (13)	331
1980	932	259	1,811 (8)	2,801 (4)	4,612 (5)	251
1981	1,084	325	2,411 (24)	3,315 (17)	5,726 (24)	355
1982	613	187	1,225 (23)	2,213 (25)	3,438 (28)	245
1983	1,031	332	2,787 (28)	2,845 (4)	5,632 (22)	460
1984	1,075	345	2,789 (28)	3,179 (11)	5,968 (27)	437
1985	1,091	356	2,814 (28)	3,341 (18)	6,155 (27)	412
1986	1,054	285	2,035 (20)	2,999 (8)	5,034 (13)	329
1987	976	287	1,848 (17)	3,145 (17)	4,993 (17)	349
1988	985	304	1,592 (4)	3,266 (13)	4,858 (8)	365
1989	940	314	1,669 (9)	3,542 (17)	5,211 (13)	412
1990	890	279	1,575 (8)	3,060 (14)	4,635 (11)	307
1991	984	280	1,540 (6)	3,208 (14)	4,748 (9)	251
1992	907	254	1,634 (9)	2,577 (3)	4,211 (3)	258
1993	1,003	289	1,273 (1)	3,601 (23)	4,874 (14)	238
1994	971	275	2,120 (28)	2,795 (2)	4,915 (9)	352
1995	983	267	1,526 (8)	3,125 (3)	4,651 (5)	324
1996	956	271	1,385 (2)	3,225 (13)	4,610 (6)	319
1997	992	292	1,573 (4)	3,658 (27)	5,231 (22)	310
1998	955	279	1,610 (9t)	3,511 (20)	5,121 (16)	320
1999	994	300	1,550 (10)	3,695 (25)	5,245 (17)	324
2000	908	215	1,390 (3)	2,423 (1)	3,813 (1)	191
2001	996	300	1,431 (5)	4,084 (31)	5,515 (25)	388
2002	974	297	1,424 (2)	3,540 (25)	4,964 (10)	324
2003	926	275	1,295 (1)	3,606 (30)	4,901 (12)	324
2004	977	318	1,917 (18)	3,807 (26)	5,724 (27)	439
2005	960	294	1,894 (22)	3,216 (17)	5,110 (19)	421
2006	1,062	329	2,313 (30)	3,602 (27)	5,915 (32)	400
2007	978	268	1,478 (5)	3,187 (10)	4,665 (5)	297
2008	1,022	276	1,502 (6)	3,196 (9)	4,698 (7)	234
2009	1,038	323	1,711 (10t)	4,139 (31)	5,850 (28)	402
2010	1,139	356	1,851 (20)	4,032 (29)	5,883 (26)	339
2011	1,080	324	2,053 (24)	3,629 (14)	5,682 (T-18)	317
2012	1,086	358	2,035 (24)	3,964 (26)	5,999 (27)	471
2013	1,027	329	1,795 (20)	3,612 (11)	5,407 (14)	381
2014	1,099	357	2,195 (31)	3,773 (15)	5,968 (27)	438
2015	1,003	317	1,797 (18)	3,678 (7)	5,475 (12)	423
2016	1,031	324	1,413 (2)	4,307 (30)	5,720 (20)	378



UPDATED TITANS RECORDS

Updated Through Nov. 16, 2017

ALL-PRO AND PRO BOWL LEADERS

Most Associated Press All-Pro Seasons

Bruce Matthews, 7
 Tony Banfield,
 Charlie Hennigan, 3
 Al Jamison, 3
 Bob Talamini, 3
 George Webster, 3
 Robert Brazile, 2
 Miller Farr, 2
 Don Floyd, 2
 Leon Gray, 2
 Mike Munchak, 2

Most Pro Bowl Seasons

(AFL All-Star Game 1962-70; AFC-NFC Pro Bowl 1971-present)

Bruce Matthews, 14
 Mike Munchak, 9
 Elvin Bethea, 8
 Robert Brazile, 7
 Warren Moon, 6
 Bob Talamini, 6
 Earl Campbell, 5
 Ray Childress, 5
 Charlie Hennigan, 5
 Ken Houston, 5
 Blaine Bishop, 4
 Curley Culp, 4
 Eddie George, 4
 Tony Banfield,
 George Blanda, 3
 Miller Farr, 3
 Fred Glick, 3
 Ed Husmann, 3
 Haywood Jeffires,
 Chris Johnson, 3
 Jevon Kearse, 3
 Steve McNair, 3
 Jim Norton, 3
 Bob Schmidt, 3
 George Webster, 3
 Frank Wycheck, 3

Most Consecutive Pro Bowl Seasons

(AFL All-Star Game 1962-70; AFC-NFC Pro Bowl 1971-present)

Bruce Matthews, 14
 Robert Brazile, 7
 Mike Munchak, 7
 Warren Moon, 6
 Bob Talamini, 6
 Charlie Hennigan, 5
 Earl Campbell, 4
 Ray Childress, 4
 Curley Culp, 4
 Eddie George, 4
 Tony Banfield,
 Blaine Bishop, 3
 George Blanda, 3
 Miller Farr, 3
 Fred Glick, 3
 Ed Husmann, 3
 Haywood Jeffires,
 Chris Johnson, 3
 Jevon Kearse, 3
 Bob Schmidt, 3
 George Webster, 3
 Frank Wycheck, 3

ALL-TIME LEAGUE SEASON LEADERS

Rushing Yards

2009: Chris Johnson, 358-2,006
 1980: Earl Campbell, 373-1,934
 1979: Earl Campbell, 368-1,697
 1978: Earl Campbell*, 302-1,450
 1961: Billy Cannon, 200-948

Passing Touchdowns

1990: Warren Moon, 33
 1961: George Blanda, 36

Passer Rating

2003: Steve McNair, 100.4

Receptions

1991: Haywood Jeffires, 10
 1964: Charlie Hennigan, 101

Receiving Yards

1975: Ken Burrough, 1,063
 1964: Charlie Hennigan, 1,546
 1961: Charlie Hennigan, 1,746

Touchdowns

1979: Earl Campbell, 19 (19r)
 1961: Bill Groman, 18 (1r, 17p)

Interceptions

1979: Mike Reinfeldt, 12
 1967: Miller Farr, 10
 1965: W.K. Hicks, 9
 1963: Fred Glick, 12

Punting

1998: Craig Hentrich, 47.2
 1993: Greg Montgomery, 45.6
 1992: Greg Montgomery, 46.9

Punt Returns

2006: Pacman Jones, 12.9
 1977: Billy Johnson, 15.4
 1975: Billy Johnson, 15.3
 1964: Bobby Jancik, 18.3

Kickoff Returns

1967: Zeke Moore*, 28.9
 1963: Bobby Jancik, 29.3
 1962: Bobby Jancik*, 30.3
 1960: Ken Hall, 31.3

* Rookie

ALL-TIME TEAM LEADERS BY CATEGORY

CAREER RUSHING YARDS

Player	Years	Att	Yds	Avg	Lg	TD
1. Eddie George	1996-03	2,733	10,009	3.7	76	64
2. Earl Campbell	1978-84	1,979	8,574	4.3	81t	73
3. Chris Johnson	2008-13	1,742	7,965	4.6	94t	50
4. Lorenzo White	1988-94	1,000	4,079	4.1	44	29
5. Hoyle Granger	1966-70,72	773	3,514	4.5	69t	18
6. Steve McNair (QB)	1995-05	614	3,439	5.6	71t	36
7. Mike Rozier	1985-90	910	3,426	3.8	41	27
8. Charles Tolar	1960-66	907	3,277	3.6	40	21
9. Ronnie Coleman	1974-81	700	2,769	4.0	46t	16
10. Chris Brown	2003-07	643	2,757	4.3	52	16
11. LenDale White	2006-09	628	2,349	3.7	80t	24
12. Allen Pinkett	1986-91	561	2,324	4.1	60	21
13. Gary Brown	1991-95	477	2,115	4.4	39t	12
14. Fred Willis	1972-76	603	2,114	3.5	44	11
15. Billy Cannon	1960-63	512	2,111	4.1	64	14
16. Rodney Thomas	1995-00	495	1,847	3.7	74t	12
17. Rob Carpenter	1977-81	433	1,788	4.1	77	12
18. DeMarco Murray	2016-17	410	1,730	4.2	75t	13
19. Larry Moriarty	1983-86	415	1,624	3.9	80	13
20. Travis Henry	2005-06	358	1,546	4.3	70t	7

SEASON RUSHING YARDS

Player	Year	Att	Yds	Avg	Lg	TD
1. Chris Johnson	2009	358	2,006	5.6	91t	14
2. Earl Campbell	1980	373	1,934	5.2	55t	13
3. Earl Campbell	1979	368	1,697	4.6	61t	19
4. Eddie George	2000	403	1,509	3.7	35t	14
5. <i>Earl Campbell</i>	<i>1978</i>	<i>302</i>	<i>1,450</i>	<i>4.8</i>	<i>81t</i>	<i>13</i>
6. Eddie George	1997	357	1,399	3.9	30	6
7. Earl Campbell	1981	361	1,376	3.8	43	10
8. <i>Eddie George</i>	<i>1996</i>	<i>335</i>	<i>1,368</i>	<i>4.1</i>	<i>76</i>	<i>8</i>
9. Chris Johnson	2010	316	1,364	4.3	76t	11
10. Eddie George	1999	320	1,304	4.1	40	9
11. Earl Campbell	1983	322	1,301	4.0	42	12
12. Eddie George	1998	348	1,294	3.7	37t	5
13. DeMarco Murray	2016	293	1,287	4.4	75t	9
14. Chris Johnson	2012	276	1,243	4.5	94t	6
15. <i>Chris Johnson</i>	<i>2008</i>	<i>251</i>	<i>1,228</i>	<i>4.9</i>	<i>66t</i>	<i>9</i>
16. Lorenzo White	1992	265	1,226	4.6	44	7
17. Travis Henry	2006	270	1,211	4.5	70t	7
18. Hoyle Granger	1967	236	1,194	5.1	67	6
19. Eddie George	2002	343	1,165	3.4	35	12
20. LenDale White	2007	303	1,110	3.7	28	7

CAREER PASSING YARDS

Player	Years	Att	Cmp	Pct	Yds	Y/A	TD	Int	Lg	Sk	Lst	Rate
1. Warren Moon	1984-93	4,546	2,632	57.9	33,685	7.41	196	166	87t	315	2,403	80.4
2. Steve McNair	1995-05	3,871	2,305	59.5	27,141	7.01	156	103	83t	229	1,398	83.3
3. George Blanda	1960-66	2,784	1,347	48.4	19,149	6.88	165	189	95	-	-	62.5
4. Dan Pastorini	1971-79	2,768	1,426	51.5	16,864	6.09	96	139	85t	222	1,977	61.0
5. Marcus Mariota	2015-17	1,102	682	61.9	8,333	7.56	53	29	75t	78	536	90.2
6. Vince Young	2006-10	1,190	689	57.9	8,098	6.81	42	42	73	75	415	75.7
7. Kerry Collins	2006-10	1,081	613	56.7	6,804	6.29	33	29	80t	36	253	74.6
8. Ken Stabler	1980-81	742	458	61.7	5,190	6.99	27	46	79t	56	518	69.0
9. Pete Beathard	1967-69	822	379	46.1	5,128	6.24	26	51	86t	-	-	51.2
10. Jake Locker	2011-14	709	408	57.5	4,967	7.03	27	22	71t	60	378	79.0
11. Matt Hasselbeck	2011-12	739	457	61.8	4,938	6.68	25	19	80t	33	256	82.0
12. Chris Chandler	1995-96	676	409	60.5	4,559	6.74	33	21	76t	46	326	83.9
13. Cody Carlson	1988-94	659	370	56.1	4,469	6.78	21	28	81	54	374	70.0
14. Don Trull	1964-69	556	249	44.8	3,538	6.36	29	21	-	-	-	67.6
15. Billy Volek	2001-05	517	312	60.3	3,505	6.78	26	13	55t	45	306	86.9
16. Jacky Lee	1960-67	409	210	51.3	3,291	8.05	25	30	98t	-	-	68.2
17. Gifford Nielsen	1978-83	498	273	54.8	3,255	6.54	20	22	48	47	354	70.0
18. Neil O'Donnell	1999-03	367	215	58.6	2,664	7.26	16	11	67	18	144	83.2
19. Oliver Luck	1983-86	413	233	56.4	2,544	6.16	13	21	66	33	261	64.1
20. Ryan Fitzpatrick	2013	350	217	62.0	2,454	7.01	14	12	77t	21	109	82.0

SEASON PASSING YARDS

Player	Year	Att	Cmp	Pct	Yds	Y/A	TD	Int	Lg	Sk	Lst	Rate
1. Warren Moon	1991	655	404	61.7	4,690	7.16	23	21	61t	23	174	81.7
2. Warren Moon	1990	584	362	62.0	4,689	8.03	33	13	87t	36	252	96.8
3. Warren Moon	1989	464	280	60.3	3,631	7.83	23	14	55	35	267	88.9
4. Matt Hasselbeck	2011	518	319	61.6	3,571	6.89	18	14	80t	19	153	82.4
5. Warren Moon	1986	488	256	52.5	3,489	7.15	13	26	81t	41	332	62.3
6. Warren Moon	1993	520	303	58.3	3,485	6.70	21	21	80t	34	218	75.2
7. Marcus Mariota	2016	451	276	61.2	3,426	7.60	26	9	60	23	156	95.6
8. Steve McNair	2002	492	301	61.2	3,387	6.88	22	15	55	21	121	84.0
9. Steve McNair	2001	431	264	61.3	3,350	7.77	21	12	71t	37	251	90.2
10. Warren Moon	1984	450	259	57.6	3,338	7.42	12	14	76	47	371	76.9
11. George Blanda	1961	362	187	51.7	3,330	9.20	36	22	-	-	-	91.3
12. George Blanda	1964	505	262	51.9	3,287	6.51	17	27	-	-	-	61.4
13. Steve McNair	1998	492	289	58.7	3,228	6.56	15	10	47	33	176	80.1
14. Steve McNair	2003	400	250	62.5	3,215	8.04	24	7	73	19	108	100.4
15. Ken Stabler	1980	457	293	64.1	3,202	7.01	13	28	79t	27	264	68.7
16. Steve McNair	2005	476	292	61.3	3,161	6.64	16	11	57	20	134	82.4
17. George Blanda	1963	423	224	53.0	3,003	7.10	24	25	-	-	-	70.1
18. Steve McNair	2000	396	248	62.6	2,847	7.19	15	13	56t	24	141	83.2
19. Marcus Mariota	2015	370	230	62.2	2,818	7.62	19	10	61t	38	258	91.5
20. George Blanda	1962	418	197	47.1	2,810	6.72	27	42	-	-	-	51.3

ALL-TIME TEAM LEADERS BY CATEGORY

CAREER RECEPTIONS

Player	Years	No	Yds	Avg	Lg	TD
1. Ernest Givins	1986-94	542	7,935	14.6	83t	46
2. Haywood Jeffire	1987-95	515	6,119	11.9	87t	47
3. Frank Wycheck (TE)	1995-03	482	4,958	10.3	42	27
4. Drew Hill	1985-91	480	7,477	15.6	81t	47
5. Derrick Mason	1997-04	453	6,114	13.5	71t	37
6. Charlie Hennigan	1960-66	410	6,823	16.6	80t	51
7. Ken Burrough	1971-81	408	6,907	16.9	85t	47
8. Delanie Walker (TE) 2013-17	331	3,899	11.8	68	23	
9. Curtis Duncan	1987-93	322	3,935	12.2	72	20
10. Nate Washington	2009-14	307	4,591	15.0	80t	28
11. Kendall Wright	2012-16	280	3,244	11.6	52t	18
12. Drew Bennett	2001-06	273	4,033	14.8	55	25
13. Chris Johnson (RB)	2008-13	272	2,003	7.4	69t	8
14. Eddie George (RB)	1996-03	259	2,144	8.3	54	10
15. Bo Scaife (TE)	2005-10	251	2,383	9.5	44	12
16. Tim Smith	1980-86	206	3,107	15.1	75t	12
17. Alvin Reed (TE)	1967-72	199	2,818	14.2	60	11
18. Webster Slaughter	1992-94	184	2,236	12.2	57	11
Lorenzo White (RB)	1988-94	184	1,674	9.1	69t	6
20. Charles Frazier	1962-68	179	3,060	17.1	80	22

SEASON RECEPTIONS

Player	Year	No	Yds	Avg	Lg	TD
1. Charlie Hennigan	1964	101	1,546	15.3	53	8
2. Haywood Jeffire	1991	100	1,181	11.8	44	7
3. Derrick Mason	2004	96	1,168	12.2	37t	7
4. Derrick Mason	2003	95	1,303	13.7	50t	8
5. Delanie Walker	2015	94	1,088	11.6	61t	6
Kendall Wright	2013	94	1,079	11.5	45	2
7. Drew Hill	1991	90	1,109	12.3	61t	4
Haywood Jeffire	1992	90	913	10.1	47	9
9. Tim Smith	1983	83	1,176	14.2	47t	6
10. Curtis Duncan	1992	82	954	11.6	72	1
Charlie Hennigan	1961	82	1,746	21.3	80	12
12. Drew Bennett	2004	80	1,247	15.6	48t	11
Butch Woolfolk	1985	80	814	10.2	80t	4
14. Derrick Mason	2002	79	1,012	12.8	40	5
15. Webster Slaughter	1993	77	904	11.7	41	5
16. Drew Hill	1990	74	1,019	13.8	57	5
Haywood Jeffire	1990	74	1,048	14.2	87t	8
Nate Washington	2011	74	1,023	13.8	57	7
19. Derrick Mason	2001	73	1,128	15.5	71t	9
20. Ernest Givins	1990	72	979	13.6	80t	9
Bill Groman	1960	72	1,473	20.5	-	12
Drew Hill	1988	72	1,141	15.8	57t	10

CAREER RECEIVING YARDS

Player	Years	No	Yds	Avg	Lg	TD
1. Ernest Givins	1986-94	542	7,935	14.6	83t	46
2. Drew Hill	1985-91	480	7,477	15.6	81t	47
3. Ken Burrough	1971-81	408	6,906	16.9	85t	47
4. Charlie Hennigan	1960-66	410	6,823	16.6	*83	51
5. Haywood Jeffire	1987-95	515	6,119	11.9	87t	47
6. Derrick Mason	1997-04	453	6,114	13.5	71t	37
7. Frank Wycheck	1995-03	482	4,958	10.3	42	27
8. Nate Washington	2009-14	307	4,591	15.0	80t	28
9. Drew Bennett	2001-06	273	4,033	14.8	55t	25
10. Curtis Duncan	1987-93	322	3,935	12.2	72	20
11. Delanie Walker (TE) 2013-17	331	3,899	11.8	68	23	
12. Chris Sanders	1995-01	177	3,285	18.6	83t	17
13. Kendall Wright	2012-16	280	3,244	11.6	52t	18
14. Tim Smith	1980-86	206	3,107	15.1	75t	12
15. Charley Frazier	1962-68	179	3,060	17.1	80	22
16. Bill Groman	1960-62	143	2,976	20.8	*80	32
17. Alvin Reed	1967-72	199	2,818	14.2	60	11
18. Kenny Britt	2009-13	157	2,450	15.6	80t	19
19. Bo Scaife	2005-10	251	2,383	9.5	44	12
20. Kevin Dyson	1998-02	176	2,310	13.1	68t	18

SEASON RECEIVING YARDS

Player	Year	No	Yds	Avg	Lg	TD
1. Charlie Hennigan	1961	82	1,746	21.3	80	12
2. Charlie Hennigan	1964	101	1,546	15.3	53	8
3. Bill Groman	1960	72	1,473	20.5	-	12
4. Derrick Mason	2003	95	1,303	13.7	50t	8
5. Drew Bennett	2004	80	1,247	15.6	48t	11
6. Haywood Jeffire	1991	100	1,181	11.8	44	7
7. Tim Smith	1983	83	1,176	14.2	47t	6
8. Bill Groman	1961	50	1,175	23.5	80	17
9. Drew Hill	1985	64	1,169	18.3	57t	9
10. Derrick Mason	2004	96	1,168	12.2	37t	7
11. Drew Hill	1988	72	1,141	15.8	57t	10
Tim Smith	1984	69	1,141	16.5	75t	4
13. Charley Frazier	1966	57	1,129	19.8	79	12
14. Derrick Mason	2001	73	1,128	15.5	71t	9
15. Drew Hill	1986	65	1,112	17.1	81t	5
16. Drew Hill	1991	90	1,109	12.3	61t	4
17. Delanie Walker	2015	94	1,088	11.6	61t	6
18. Kendall Wright	2013	94	1,079	11.5	45	2
19. Ken Burrough	1975	53	1,063	20.1	77t	8
20. Ernest Givins	1986	61	1,062	17.4	60	3

CAREER SCORING

Player	Years	TD	Rush	Rec	Ret	XPM	FGM	2PT	Points
1. Al Del Greco	1991-00	0	0	0	0	322	246	0	1,060
2. Rob Bironas	2005-13	0	0	0	0	315	239	0	1,032
3. George Blanda	1960-66	4	4	0	0	301	91	0	598
4. Tony Zendejas	1985-90	0	0	0	0	197	117	0	548
5. Eddie George	1996-03	74	64	10	0	0	0	3	450
6. Earl Campbell	1978-84	73	73	0	0	0	0	0	438
7. Toni Fritsch	1977-81	0	0	0	0	149	81	0	392
8. Chris Johnson	2008-13	58	50	8	0	0	0	1	350
Ryan Succop	2014-17	0	0	0	0	116	78	0	350
10. Skip Butler	1972-77	0	0	0	0	122	70	0	332
11. Charlie Hennigan	1960-66	51	0	51	0	0	0	0	306
12. Ken Burrough	1971-81	48	1	47	0	0	0	0	288
Ernest Givins	1986-94	48	1	46	1	0	0	0	288
Haywood Jeffire	1987-95	47	0	47	0	0	0	3	288
15. Drew Hill	1985-91	47	0	47	0	0	0	0	282
16. Derrick Mason	1997-04	40	0	37	3	0	0	1	242
17. Steve McNair	1995-05	36	36	0	0	0	0	3	222
18. Lorenzo White	1988-94	36	29	6	1	0	0	0	216
19. Billy Cannon	1960-63	35	14	20	1	0	0	1	212
20. Gary Anderson	2003-04	0	0	0	0	79	44	0	211

ALL-TIME TEAM LEADERS BY CATEGORY

SEASON SCORING

Player	Year	TD	Rush	Rec	Ret	XPM	FGM	2PT	Points
1. Al Del Greco	1998	0	0	0	0	28	36	0	136
2. Rob Bironas	2007	0	0	0	0	28	35	0	133
3. Al Del Greco	1996	0	0	0	0	35	32	0	131
4. Rob Bironas	2008	0	0	0	0	40	29	0	127
5. Al Del Greco	1993	0	0	0	0	39	29	0	126
6. Gary Anderson	2003	0	0	0	0	42	27	0	123
7. Rob Bironas	2011	0	0	0	0	34	29	0	121
8. Rob Bironas	2009	0	0	0	0	37	27	0	118
Al Del Greco	2000	0	0	0	0	37	27	0	118
10. Rob Bironas	2013	0	0	0	0	41	25	0	116
11. George Blanda	1960	4	4	0	0	46	15	0	115
Tony Zendejas	1989	0	0	0	0	40	25	0	115
13. Earl Campbell	1979	19	19	0	0	0	0	0	114
Al Del Greco	1995	0	0	0	0	33	27	0	114
Tony Zendejas	1988	0	0	0	0	48	22	0	114
16. Al Del Greco	1997	0	0	0	0	32	27	0	113
17. George Blanda	1961	0	0	0	0	64	16	0	112
18. Joe Nedney	2002	0	0	0	0	36	25	0	111
19. Rob Bironas	2012	0	0	0	0	35	25	0	110
Rob Bironas	2010	0	0	0	0	38	24	0	110

CAREER KICKOFF RETURNS (YARDS)

Player	Years	No	Yds	Avg	Lg	TD
1. Bobby Jancik	1962-67	158	4,185	26.5	61	0
2. Derrick Mason	1997-04	156	3,496	22.4	101t	1
3. Carl Roaches	1980-84	150	3,276	21.8	97t	2
4. Billy Johnson	1974-80	121	2,902	24.0	81t	2
5. Marc Mariani	2010-13,16	118	2,838	24.1	98t	1
6. Mel Gray	1995-97	111	2,592	23.4	88	0
7. Adam Jones	2005-06	63	1,648	26.2	85	0
8. Zeke Moore	1967-77	64	1,618	25.3	92t	1
9. Darius Reynaud	2012-13	68	1,595	23.5	105t	1
10. Willie Drewrey	1985-93	75	1,581	21.1	50	0
11. Allen Pinkett	1986-91	80	1,577	19.7	48	0
12. Jerry LeVias	1969-70	64	1,538	24.0	87	0
13. Bobby Wade	2005-06	50	1,194	23.9	48	0
14. Billy Cannon	1960-63	46	1,186	25.8	88t	1
15. Leonard Harris	1987-93	53	1,130	21.3	63	0
16. Leon Washington	2013-14	47	1,219	25.9	95	0
17. Chris Carr	2008	35	984	28.1	52	0
18. Mike Archie	1996-98	46	961	20.9	50	0
19. Bob Gresham	1973-74	36	903	25.1	103t	1
20. Willie Tullis	1981-84	38	886	23.3	95t	1

SEASON KICKOFF RETURNS (AVG.)

Player	Year	No	Yds	Avg	Lg	TD
1. Ken Hall	1960	19	594	31.3	104t	1
2. Bobby Jancik	1962	24	726	30.3	61	0
3. Bobby Jancik	1963	45	1,317	29.3	53	0
4. Chris Carr	2008	35	984	28.1	52	0
5. Carl Roaches	1981	28	769	27.5	96t	1
6. Billy Johnson	1974	29	785	27.1	67	0
7. Derrick Mason	2000	42	1,132	27.0	66	0
8. Bob Gresham	1973	27	723	26.8	103t	1
9. Adam Jones	2005	43	1,127	26.2	85	0
10. Linzy Cole	1971	32	834	26.1	45	0
11. Adam Jones	2006	20	521	26.1	70	0
12. Bobby Jancik	1966	34	875	25.7	53	0
13. Steve Brown	1983	31	795	25.6	93t	1
14. Marc Mariani	2010	60	1,530	25.5	98t	1
15. Billy Johnson	1977	25	630	25.2	76t	1
16. Alvin Haymond	1973	28	703	25.1	47	0
17. Jerry LeVias	1969	38	940	24.7	87	0
18. Willie Drewrey	1985	26	642	24.7	50	0
19. Zeke Moore	1968	32	787	24.6	45	0
20. Billy Cannon	1962	18	442	24.6	38	0

CAREER PUNT RETURNS (YARDS)

Player	Years	No	FC	Yds	Avg	Lg	TD
1. Billy Johnson	1974-80	155	21	2,040	13.2	87t	5
2. Derrick Mason	1997-04	182	94	1,590	8.7	69t	2
3. Carl Roaches	1980-84	151	31	1,095	7.3	68	0
4. Marc Mariani	2010-13,16	102	57	1,054	10.3	87t	2
5. Willie Drewrey	1985-93	104	45	771	7.4	25	0
6. Adam Jones	2005-06	63	11	712	11.3	90t	4
7. Mel Gray	1995-97	69	45	652	9.4	40	0
8. Bobby Jancik	1962-67	67	-	647	9.7	82	1
9. Darius Reynaud	2012-13	49	25	545	11.1	81t	2
10. Jerry LeVias	1969-70	60	19	505	8.4	46	0
11. Kenny Johnson	1986-89	73	32	488	6.7	26	0
12. Justin McCareins	2001-08	37	21	403	10.9	58t	1
13. Ernest Givins	1986-94	56	-	397	7.1	78t	1
14. Larry Carwell	1967-68	36	6	381	10.6	54	0
15. Dexter McCluster	2014-15	46	29	372	8.1	48	0
16. Fred Glick	1961-66	44	-	326	7.4	-	0
17. Chris Carr	2008	32	20	323	10.1	44	0
18. Chris Davis	2007-08	33	13	299	9.1	39	0
19. Ken Houston	1967-72	45	12	252	5.6	33	0
20. Ronnie Coleman	1974-81	25	3	228	9.1	69t	1

SEASON PUNT RETURNS (AVG.)

Player	Year	No	FC	Yds	Avg	Lg	TD
1. Billy Johnson	1977	35	8	539	15.4	87t	2
2. Billy Johnson	1975	40	1	612	15.3	83t	3
3. Billy Johnson	1974	30	3	409	13.6	49	0
4. Darius Reynaud	2012	31	17	410	13.2	81t	2
5. Derrick Mason	2000	51	17	662	13.0	69t	1
6. Adam Jones	2006	34	3	440	12.9	90t	3
7. Marc Mariani	2010	27	17	329	12.2	87t	1
8. Justin McCareins	2003	29	17	330	11.4	58t	1
9. Marc Mariani	2011	46	18	490	10.7	79t	1
10. Billy Johnson	1976	38	9	403	10.6	46	0
11. Mel Gray	1995	30	20	303	10.1	20	0
12. Chris Carr	2008	32	20	323	10.1	44	0
13. Chris Davis	2007	31	12	293	9.5	39	0
14. Adam Jones	2005	29	8	272	9.4	52t	1
15. Mel Gray	1996	22	15	205	9.3	40	0
16. Dexter McCluster	2015	24	15	217	9.0	37	0
17. Fred Glick	1963	19	-	171	9.0	22	0
18. Willie Drewrey	1985	24	10	215	9.0	23	0
19. Derrick Mason	1999	26	15	225	8.7	65t	1
20. Jerry LeVias	1970	25	8	213	8.5	33	0

ALL-TIME TEAM LEADERS BY CATEGORY

CAREER PUNTING (PUNTS)

Player	Years	Punt	Blk	Yds	Avg	TB	In20	Lg	NetAvg
1. Craig Hentrich	1998-09	861	1	36,926	42.9	95	295	78	37.2
2. Brett Kern	2009-17	659	4	30,088	45.7	39	245	79	40.3
3. Jim Norton	1960-68	522	7	21,961	42.1	-	-	79	-
4. Cliff Parsley	1977-82	431	3	17,136	39.8	33	85	62	32.3
5. Dan Pastorini	1971-79	316	1	12,530	39.7	-	-	74	-
6. Greg Montgomery	1988-93	310	6	13,529	43.6	35	74	77	36.6
7. Lee Johnson	1985-87	212	0	8,739	41.2	20	53	66	35.1
8. John James	1982-84	198	1	7,878	39.8	15	36	56	32.4
9. Rich Camarillo	1994-95	173	1	7,280	42.1	17	61	60	35.7
10. Reggie Roby	1996-97	140	1	6,022	43.0	8	50	68	36.7

SEASON PUNTING (AVERAGE)

Player	Years	Punt	Blk	Yds	Avg	TB	In20	Lg	NetAvg
1. Brett Kern	2012	81	2	3,855	47.6	71	5	30	40.4
2. Brett Kern	2015	88	0	4,175	47.4	61	1	34	40.3
3. Craig Hentrich	1998	69	0	3,258	47.2	11	18	71	39.2
4. Greg Montgomery	1992	53	2	2,487	46.9	9	14	66	37.3
5. Brett Kern	2014	88	1	4,118	46.8	7	28	79	40.8
6. Greg Montgomery	1993	54	0	2,462	45.6	5	13	77	39.1
7. Reggie Roby	1996	67	1	2,973	44.4	7	25	68	38.0
8. Brett Kern	2016	77	0	3,402	44.2	71	4	32	38.6
9. Craig Hentrich	2003	71	0	3,117	43.9	8	26	58	37.8
10. Greg Montgomery	1991	48	2	2,105	43.9	4	13	60	36.8
11. Jim Norton	1965	85	1	3,711	43.7	-	-	65	-
12. Brett Kern	2011	86	0	3,747	43.6	7	31	64	39.4

CAREER INTERCEPTIONS

Player	Years	No	Yds	Avg	Lg	TD
1. Jim Norton	1960-68	45	592	13.2	56	1
2. Cris Dishman	1988-96	31	348	11.2	43	1
3. Fred Glick	1961-66	30	390	13.0	45	1
4. Tony Banfiel	1960-65	27	224	8.3	58	0
W.K. Hicks	1964-69	27	457	16.9	62	0
Darryll Lewis	1991-98	27	540	20.0	98t	5
7. Mike Reinfeldt	1976-83	26	375	14.4	39	0
8. Michael Griffi	2007-15	25	328	13.1	83t	1
Ken Houston	1967-72	25	650	26.0	78	9
10. Zeke Moore	1967-77	24	444	18.5	74	2
11. Willie Alexander	1971-79	23	379	16.5	95t	1
Samari Rolle	1998-04	23	349	15.2	81t	1
13. Marcus Robertson	1991-00	22	428	19.5	69	0
14. Gregg Bingham	1973-84	21	279	13.3	54	0
15. Keith Bulluck	2000-09	19	192	10.1	35	1
Miller Farr	1967-69	19	416	21.9	67	5
17. Steve Brown	1983-90	18	264	14.7	44t	1
18. Andre Dyson	2001-04	16	260	16.3	51t	3
Bubba McDowell	1989-94	16	190	11.9	26t	1
Chris Hope	2006-11	16	266	16.6	61t	1

SEASON INTERCEPTIONS

Player	Year	No	Yds	Avg	Lg	TD
1. Fred Glick	1963	12	180	15.0	45	1
Mike Reinfeldt	1979	12	205	17.1	39	0
3. Miller Farr	1967	10	264	26.4	67	3
4. W.K. Hicks	1965	9	156	17.3	31	0
Ken Houston	1971	9	220	24.4	48t	4
Jim Norton	1961	9	150	16.7	36	0
7. Tony Banfiel	1961	8	136	17.0	58	0
<i>Pete Jaquess</i>	<i>1964</i>	<i>8</i>	<i>141</i>	<i>17.6</i>	<i>98t</i>	<i>1</i>
Richard Johnson	1990	8	100	12.5	35	1
Jim Norton	1962	8	75	9.4	36	0
11. Tony Banfiel	1963	7	21	3.0	14	0
Michael Griffi	2008	7	172	24.6	83t	1
Jim Norton	1965	7	52	7.4	18	0
Marcus Robertson	1993	7	137	19.6	69	0
Samari Rolle	2000	7	140	20.0	81t	1
Jack Tatum	1980	7	100	14.3	35	0
17. (16 tied with 6)						

CAREER SACKS

Player	Years	No
1. Elvin Bethea	1968-83	105.0
2. Ray Childress	1985-95	75.5
3. Jesse Baker	1979-87	66.0
4. William Fuller	1986-93	59.0
5. Sean Jones	1988-93	57.5
6. Jevon Kearse	1999-03, 08-09	52.0
7. Robert Brazile	1975-84	48.0
8. Ted Washington	1973-82	45.0
9. Derrick Morgan	2010-16	42.5
10. Kyle Vanden Bosch	2005-09	38.5
11. Jurrell Casey	2011-16	36.0
12. Curley Culp	1974-80	31.0

SEASON SACKS

Player	Year	No
1. Elvin Bethea	1973	17.0
2. <i>Jesse Baker</i>	<i>1979</i>	<i>15.5</i>
3. William Fuller	1991	15.0
4. Elvin Bethea	1976	14.5
<i>Jevon Kearse</i>	<i>1999</i>	<i>14.5</i>
6. Elvin Bethea	1971	13.0
Ray Childress	1992	13.0
Sean Jones	1993	13.0
9. Jason Babin	2010	12.5
Sean Jones	1990	12.5
Kyle Vanden Bosch	2005	12.5

ALL-TIME TEAM LEADERS BY CATEGORY

CAREER TACKLES (SINCE 1974)

Player	Years	No
1. Gregg Bingham	1973-84	1,970
2. Robert Brazile	1975-84	1,281
3. Keith Bulluck	2000-09	1,265
4. Michael Griffi	2007-15	912
5. Ted Washington	1973-82	907
6. Al Smith	1987-96	877
7. John Grimsley	1984-90	836
8. Blaine Bishop	1993-01	788
9. Ray Childress	1985-95	784
10. Steve Kiner	1974-78	738

SEASON TACKLES (SINCE 1974)

Player	Year	No
1. Gregg Bingham	1978	223
2. Gregg Bingham	1980	212
3. Gregg Bingham	1974	206
4. Gregg Bingham	1979	203
5. John Grimsley	1986	199
6. Robert Abraham	1984	198
7. Gregg Bingham	1976	191
8. Gregg Bingham	1977	190
9. Gregg Bingham	1975	185
Robert Brazile	1978	185

YEAR-BY-YEAR LEADERS

RUSHING

Year	Player	Att	Yds	Avg	Lg	TD
1960	Billy Cannon	152	644	4.2	39	1
1961	Billy Cannon	200	948	4.7	61t	6
1962	Charles Tolar	244	1,012	4.1	25	7
1963	Charles Tolar	194	659	3.4	33	3
1964	Sid Blanks	145	756	5.2	91t	6
1965	Ode Burrell	130	528	4.1	63	3
1966	Ode Burrell	122	406	3.3	45	0
1967	Hoyle Granger	236	1,194	5.1	67t	6
1968	Hoyle Granger	202	848	4.2	47	7
1969	Hoyle Granger	186	740	4.0	23	3
1970	Joe Dawkins	124	517	4.2	49t	2
1971	Robert Holmes	112	323	2.9	31	4
1972	Fred Willis	134	461	3.4	43	0
1973	Fred Willis	171	579	3.4	25	4
1974	Willie Rodgers	122	413	3.4	20	5
1975	Ronnie Coleman	175	790	4.5	46t	5
1976	Ronnie Coleman	171	684	4.0	39	2
1977	Ronnie Coleman	185	660	3.6	22	5
1978	Earl Campbell	302	1,450	4.8	81t	13
1979	Earl Campbell	368	1,697	4.6	61t	19
1980	Earl Campbell	373	1,934	5.2	55t	13
1981	Earl Campbell	361	1,376	3.9	43	10
1982	Earl Campbell	157	538	3.4	22	2
1983	Earl Campbell	322	1,301	4.0	42	12
1984	Larry Moriarty	189	785	4.2	51	6
1985	Mike Rozier	133	462	3.5	30	8
1986	Mike Rozier	199	662	3.3	19t	4
1987	Mike Rozier	229	957	4.2	41	3
1988	Mike Rozier	251	1,002	4.0	28	10
1989	Alonzo Highsmith	128	531	4.1	25	4
1990	Lorenzo White	168	702	4.2	22	8
1991	Allen Pinkett	171	720	4.2	32	9
1992	Lorenzo White	265	1,226	4.6	44	7
1993	Gary Brown	195	1,002	5.1	26	6
1994	Lorenzo White	191	757	4.0	33	3
1995	Rodney Thomas	251	947	3.8	74t	5
1996	Eddie George	335	1,368	4.1	76	8
1997	Eddie George	357	1,399	3.9	30	6
1998	Eddie George	348	1,294	3.7	37t	5
1999	Eddie George	320	1,304	4.1	40	9
2000	Eddie George	403	1,509	3.7	35t	14
2001	Eddie George	315	939	3.0	27	5
2002	Eddie George	343	1,165	3.4	35	12
2003	Eddie George	312	1,031	3.3	27	5
2004	Chris Brown	220	1,067	4.9	52	6
2005	Chris Brown	224	851	3.8	38t	5
2006	Travis Henry	270	1,211	4.5	70t	7
2007	LenDale White	303	1,110	3.7	28	7
2008	Chris Johnson	251	1,228	4.9	66t	9
2009	Chris Johnson	358	2,006	5.6	91t	14
2010	Chris Johnson	316	1,364	4.3	76t	11
2011	Chris Johnson	262	1,047	4.0	48t	4
2012	Chris Johnson	276	1,243	4.5	94t	6
2013	Chris Johnson	279	1,077	3.9	30t	6
2014	Bishop Sankey	152	569	3.7	22	2
2015	Antonio Andrews	143	520	3.6	38	3
2016	DeMarco Murray	293	1,287	4.4	75t	9

PASSING

Year	Player	Att	Cmp	Yds	Pct	TD	Int	Avg
1960	George Blanda	363	169	2,413	46.6	24	22	6.7
1961	George Blanda	362	187	3,330	51.7	36	22	9.2
1962	George Blanda	418	197	2,810	47.1	27	42	6.7
1963	George Blanda	423	224	3,003	52.9	24	25	7.0
1964	George Blanda	505	262	3,282	51.9	17	27	6.4
1965	George Blanda	442	186	2,542	42.1	20	30	5.8
1966	George Blanda	271	122	1,764	45.0	17	21	6.4
1967	Pete Beathard	231	94	1,114	40.7	9	14	4.8
1968	Pete Beathard	223	105	1,559	47.1	7	16	6.9
1969	Pete Beathard	370	180	2,455	48.6	10	21	6.4
1970	Charley Johnson	281	144	1,652	51.2	7	12	5.9
1971	Dan Pastorini	270	127	1,702	47.0	7	21	6.3
1972	Dan Pastorini	299	144	1,711	48.2	7	11	5.7
1973	Dan Pastorini	290	154	1,482	53.1	5	17	5.1
1974	Dan Pastorini	247	140	1,571	56.7	10	10	6.4
1975	Dan Pastorini	342	163	2,053	47.7	14	16	6.0
1976	Dan Pastorini	309	167	1,785	53.5	10	10	5.7
1977	Dan Pastorini	319	169	1,987	53.0	13	18	6.2
1978	Dan Pastorini	368	199	2,473	54.1	16	17	6.7
1979	Dan Pastorini	324	163	2,090	50.3	14	18	6.5
1980	Ken Stabler	454	293	3,202	64.5	13	28	7.0
1981	Ken Stabler	285	165	1,988	57.9	14	18	6.9
1982	Archie Manning	125	66	877	52.8	6	6	7.0
1983	Oliver Luck	217	124	1,375	57.1	8	13	6.3
1984	Warren Moon	450	259	3,338	57.6	12	14	7.4
1985	Warren Moon	377	200	2,709	53.1	15	19	7.2
1986	Warren Moon	488	256	3,489	52.5	13	26	7.2
1987	Warren Moon	368	184	2,806	50.0	21	18	7.6
1988	Warren Moon	294	160	2,327	54.4	17	8	7.9
1989	Warren Moon	464	280	3,631	60.3	23	14	7.8
1990	Warren Moon	584	362	4,689	62.0	33	13	8.0
1991	Warren Moon	655	404	4,690	61.7	23	21	7.2
1992	Warren Moon	346	224	2,521	64.7	18	12	7.3
1993	Warren Moon	520	303	3,485	58.3	21	21	6.7
1994	Billy Joe Tolliver	240	121	1,287	50.4	6	7	5.4
1995	Chris Chandler	356	225	2,460	63.2	17	10	6.9
1996	Chris Chandler	320	184	2,099	57.5	16	11	6.6
1997	Steve McNair	415	216	2,665	52.0	14	13	6.4
1998	Steve McNair	492	289	3,228	58.7	15	10	6.5
1999	Steve McNair	331	187	2,179	56.5	12	8	6.6
2000	Steve McNair	396	248	2,847	62.6	15	13	7.2
2001	Steve McNair	431	264	3,350	61.3	21	12	7.8
2002	Steve McNair	492	301	3,387	61.2	22	15	6.9
2003	Steve McNair	400	250	3,215	62.5	24	7	8.0
2004	Billy Volek	357	218	2,486	61.1	18	10	7.0
2005	Steve McNair	476	292	3,161	61.3	16	11	6.6
2006	Vince Young	357	184	2,199	51.5	12	13	6.2
2007	Vince Young	382	238	2,546	62.3	9	17	6.7
2008	Kerry Collins	415	242	2,676	58.3	12	7	6.5
2009	Vince Young	259	152	1,879	58.7	10	7	7.3
2010	Kerry Collins	278	160	1,823	57.6	14	8	6.6
2011	Matt Hasselbeck	518	319	3,571	61.6	18	14	6.9
2012	Jake Locker	314	177	2,176	56.4	10	11	6.9
2013	Ryan Fitzpatrick	350	217	2,454	62.0	14	12	7.0
2014	Zach Mettenberger	179	107	1,412	59.8	8	7	7.9
2015	Marcus Mariota	370	230	2,818	62.2	19	10	7.6
2016	Marcus Mariota	451	276	3,426	61.2	26	9	7.6

YEAR-BY-YEAR LEADERS

RECEIVING							SCORING					
Year	Player	No	Yds	Avg	Lg	TD	Year	Player	TD	PAT	FG	Tot
1960	Bill Groman	72	1,473	20.5	80t	12	1960	George Blanda	4	46	15	115
1961	Charlie Hennigan	82	1,746	21.3	80t	12	1961	George Blanda	0	64	16	112
1962	Charlie Hennigan	54	867	16.1	75t	8	1962	George Blanda	0	48	11	81
1963	Charlie Hennigan	61	1,051	17.2	83t	10	1963	George Blanda	0	37	9	64
1964	Charlie Hennigan	101	1,546	15.3	53t	8	1964	George Blanda	0	38	13	76
1965	Ode Burrell (RB)	55	650	11.8	52t	4	1965	George Blanda	0	28	11	61
1966	Charles Frazier	57	1,129	19.8	79t	12	1966	George Blanda	0	39	16	87
1967	Hoyle Granger (RB)	31	300	9.6	43	3	1967	John Wittenborn	0	30	14	72
1968	Alvin Reed (TE)	46	747	16.2	60	5	1968	Wayne Walker	0	26	8	50
1969	Alvin Reed (TE)	51	664	13.0	43	2	1969	Roy Gerela	0	29	19	86
1970	Alvin Reed (TE)	47	604	12.9	34	2	1970	Roy Gerela	0	23	18	77
1971	Jim Beirne	38	550	14.5	40	1	1971	Mark Moseley	0	25	16	73
1972	Fred Willis (RB)	45	297	6.6	27	2	1972	Skip Butler	0	12	16	51
1973	Fred Willis (RB)	57	371	6.5	50	1	1973	Skip Butler	0	15	21	66
1974	Ken Burrough	36	492	13.7	51	2	1974	Skip Butler	0	29	9	56
1975	Ken Burrough	53	1,063	20.1	77t	8	1975	Skip Butler	0	31	18	85
1976	Ken Burrough	51	932	18.2	69	7	1976	Skip Butler	0	24	16	72
1977	Ken Burrough	43	816	19.0	85t	8	1977	Toni Fritsch	0	19	12	55
1978	Ken Burrough	47	624	13.3	44	2	1978	Earl Campbell (RB)	13	0	0	78
1979	Ken Burrough	40	752	18.8	55t	6	1979	Earl Campbell (RB)	19	0	0	114
1980	Mike Barber (TE)	59	712	12.1	79t	5	1980	Toni Fritsch	0	26	19	83
1981	Ken Burrough	40	668	16.7	71t	7	1981	Toni Fritsch	0	32	15	77
1982	Dave Casper (TE)	36	573	15.9	38	6	1982	Dave Casper (TE)	6	0	0	36
1983	Tim Smith	83	1,176	14.2	47t	6	1983	Florlan Kempf	0	33	17	84
1984	Tim Smith	69	1,141	16.5	75t	4	1984	Joe Cooper	0	13	11	46
1985	Butch Woolfolk (RB)	80	814	10.2	80t	4	1985	Tony Zendejas	0	29	21	92
1986	Drew Hill	65	1,112	17.1	81t	5	1986	Tony Zendejas	0	28	22	94
1987	Ernest Givins	53	933	17.6	83t	6	1987	Tony Zendejas	0	32	20	92
1988	Drew Hill	72	1,141	15.8	57t	10	1988	Tony Zendejas	0	48	22	114
1989	Drew Hill	66	938	14.2	50	8	1989	Tony Zendejas	0	40	25	115
1990	Haywood Jeffire	74	1,048	14.2	87t	8	1990	Lorenzo White (RB)	12	0	0	72
	Drew Hill	74	1,019	13.8	57	5	1991	Ian Howfiel	0	25	13	64
1991	Haywood Jeffire	100	1,181	11.8	44	7	1992	Al Del Greco	0	41	21	104
1992	Haywood Jeffire	90	913	10.1	47	9	1993	Al Del Greco	0	39	29	126
1993	Webster Slaughter	77	904	11.7	41	5	1994	Al Del Greco	0	18	16	66
1994	Webster Slaughter	68	846	12.4	57	2	1995	Al Del Greco	0	33	27	114
	Haywood Jeffire	68	783	11.5	50	6	1996	Al Del Greco	0	35	32	131
1995	Haywood Jeffire	61	684	11.2	35t	8	1997	Al Del Greco	0	32	27	113
1996	Frank Wycheck (TE)	53	511	9.6	29	6	1998	Al Del Greco	0	28	36	136
1997	Frank Wycheck (TE)	63	748	11.9	42	4	1999	Al Del Greco	0	43	21	106
1998	Frank Wycheck (TE)	70	768	11.0	38	2	2000	Al Del Greco	0	37	27	118
1999	Frank Wycheck (TE)	69	641	9.3	35	2	2001	Joe Nedney	0	34	20	94
2000	Frank Wycheck (TE)	70	636	9.1	26	4	2002	Joe Nedney	0	36	25	111
2001	Derrick Mason	73	1,128	15.5	71t	9	2003	Gary Anderson	0	42	27	123
2002	Derrick Mason	79	1,012	12.8	40	5	2004	Gary Anderson	0	37	17	88
2003	Derrick Mason	95	1,303	13.7	50t	8	2005	Rob Bironas	0	30	23	99
2004	Derrick Mason	96	1,168	12.2	37t	7	2006	Rob Bironas	0	32	22	98
2005	Drew Bennett	58	738	12.7	55t	4	2007	Rob Bironas	0	28	35	133
2006	Drew Bennett	46	737	16.0	39	3	2008	Rob Bironas	0	40	29	127
2007	Justin Gage	55	750	13.6	73	2	2009	Rob Bironas	0	37	27	118
	Roydell Williams	55	719	13.1	48	4	2010	Rob Bironas	0	38	24	110
2008	Bo Scaife (TE)	58	561	9.7	44	2	2011	Rob Bironas	0	34	29	121
2009	Chris Johnson (RB)	50	503	10.1	69t	2	2012	Rob Bironas	0	35	25	110
2010	Chris Johnson (RB)	44	245	5.6	25	1	2013	Rob Bironas	0	41	25	116
2011	Nate Washington	74	1,023	13.8	57	7	2014	Ryan Succop	0	27	19	84
2012	Kendall Wright	64	626	9.8	38	4	2015	Ryan Succop	0	29	14	71
2013	Kendall Wright	94	1,079	11.5	45	2	2016	Ryan Succop	0	39	22	105
2014	Delanie Walker	63	890	14.1	68	4						
2015	Delanie Walker	94	1,088	11.6	61t	6						
2016	Rishard Matthews	65	945	14.5	60	9						
	Delanie Walker	65	800	12.3	47	7						

YEAR-BY-YEAR LEADERS

KICKOFF RETURNS

Year	Player	No	Yds	Avg	Lg	TD
1960	Ken Hall	19	594	31.3	104t	1
1961	Billy Cannon	18	439	24.4	47	0
1962	Bobby Jancik	24	726	30.3	61	0
1963	Bobby Jancik	45	1,315	29.3	53	0
1964	Ode Burrell	17	449	26.4	93t	1
1965	Bobby Jancik	18	430	23.9	43	0
1966	Bobby Jancik	34	875	25.7	53	0
1967	Zeke Moore	14	405	28.9	92	1
1968	Zeke Moore	32	787	24.6	45	0
1969	Jerry LeVias	38	940	24.7	87	0
1970	Jerry LeVias	26	598	23.0	37	0
1971	Linzy Cole	32	834	26.1	45	0
1972	Willie Rodgers	17	335	19.7	31	0
1973	Bob Gresham	27	723	26.8	103t	1
1974	Billy Johnson	29	785	27.1	67	0
1975	Billy Johnson	33	798	24.2	81t	1
1976	Billy Johnson	26	579	22.2	53	0
1977	Billy Johnson	25	630	25.2	76t	1
1978	Johnnie Dirden	32	780	24.4	60	0
1979	Richard Ellender	24	514	21.4	35	0
1980	Carl Roaches	37	746	20.2	46	0
1981	Carl Roaches	28	769	27.5	96t	1
1982	Carl Roaches	21	441	21.0	45	0
1983	Steve Brown	31	795	25.6	93t	1
1984	Carl Roaches	30	679	22.6	49	0
1985	Willie Drewrey	26	642	24.7	52	0
1986	Willie Drewrey	25	500	20.0	32	0
	Allen Pinkett	26	519	20.0	48	0
1987	Curtis Duncan	28	546	19.5	62	0
1988	Leonard Harris	34	678	19.9	56	0
1989	Kenny Johnson	21	372	17.7	39	0
1990	Gerald McNeil	27	551	20.4	64	0
1991	Allen Pinkett	26	508	19.5	41	0
1992	Pat Coleman	14	290	20.7	28	0
1993	Willie Drewrey	15	293	19.5	34	0
1994	Todd McNair	23	481	20.9	44	0
1995	Mel Gray	53	1,183	22.3	54	0
1996	Mel Gray	50	1,224	24.5	88	0
1997	Derrick Mason	26	551	21.2	54	0
1998	Mike Archie	42	913	21.7	50	0
1999	Derrick Mason	41	805	19.6	41	0
2000	Derrick Mason	42	1,132	27.0	66	0
2001	Derrick Mason	34	748	22.0	101t	1
2002	John Simon	20	371	18.6	29	0
2003	Jake Schifin	35	703	20.1	39	0
2004	Jason McAddley	38	849	22.3	45	0
2005	Pacman Jones	43	1,127	26.2	85	0
2006	Bobby Wade	50	1,194	23.9	48	0
2007	Michael Griffin	18	422	23.4	48	0
2008	Chris Carr	35	984	28.1	52	0
2009	Kenny Britt	24	523	21.8	56	0
2010	Marc Mariani	60	1,530	25.5	98t	1
2011	Marc Mariani	32	748	23.4	49	0
2012	Darius Reynaud	53	1,240	23.4	105t	1
2013	Leon Washington	16	481	30.1	95	0
2014	Leon Washington	31	738	23.8	52	0
2015	Dexter McCluster	13	285	21.9	32	0
2016	Marc Mariani	26	560	21.5	37	0

PUNT RETURNS

Year	Player	No	Yds	Avg	Lg	TD
1960	Billy Cannon	4	96	24.0	51	0
1961	Billy Cannon	9	70	7.8	20	0
1962	Bobby Jancik	14	164	11.7	21	0
1963	Bobby Jancik	13	145	11.2	56	0
1964	Bobby Jancik	14	220	15.7	82t	1
1965	Bobby Jancik	12	85	7.1	25	0
1966	Ode Burrell	8	76	9.5	29	0
1967	Larry Carwell	9	154	17.1	54	0
1968	Sid Blanks	22	179	8.1	39	0
1969	Jerry LeVias	35	292	8.3	46	0
1970	Jerry LeVias	25	213	8.5	33	0
1971	Linzy Cole	14	107	7.6	31	0
1972	Ken Houston	25	148	5.9	33	0
1973	Jeff Severson	16	126	7.9	74	0
1974	Billy Johnson	30	409	13.6	49	0
1975	Billy Johnson	40	612	15.3	83t	3
1976	Billy Johnson	39	397	10.2	46	0
1977	Billy Johnson	35	539	15.4	87t	2
1978	Ronnie Coleman	16	142	8.9	32	0
1979	Richard Ellender	31	203	6.5	36	0
1980	Carl Roaches	47	384	8.2	68	0
1981	Carl Roaches	39	296	7.6	40	0
1982	Carl Roaches	19	104	5.5	25	0
1983	Carl Roaches	20	159	8.0	23	0
1984	Carl Roaches	26	152	5.8	18	0
1985	Willie Drewrey	24	215	9.0	23	0
1986	Willie Drewrey	25	262	7.7	25	0
1987	Kenny Johnson	24	196	8.2	26	0
1988	Kenny Johnson	30	170	5.7	16	0
1989	Kenny Johnson	19	122	6.4	19	0
1990	Gerald McNeil	30	172	5.7	26	0
1991	Pat Coleman	22	138	6.3	24	0
1992	Webster Slaughter	20	142	7.1	20	0
1993	Willie Drewrey	41	275	6.7	18	0
1994	Ernest Givins	37	210	5.7	78t	1
1995	Mel Gray	30	303	10.1	20	0
1996	Mel Gray	22	205	9.3	40	0
1997	Mel Gray	17	144	8.5	30	0
1998	Derrick Mason	31	228	7.4	25	0
1999	Derrick Mason	26	225	8.7	65t	1
2000	Derrick Mason	51	662	13.0	69t	1
2001	Derrick Mason	20	128	6.4	20	0
2002	John Simon	13	113	8.7	30	0
2003	Justin McCareins	29	330	11.4	58t	1
2004	Derrick Mason	24	93	3.9	13	0
2005	Pacman Jones	29	272	9.4	52t	1
2006	Pacman Jones	34	440	12.9	90t	3
2007	Chris Davis	31	293	9.5	39	0
2008	Chris Carr	32	323	10.1	44	0
2009	Alvin Pearman	11	112	10.2	18	0
2010	Marc Mariani	27	329	12.2	87t	1
2011	Marc Mariani	46	490	10.7	79t	1
2012	Darius Reynaud	31	410	13.2	81t	2
2013	Darius Reynaud	18	135	7.5	35	0
2014	Dexter McCluster	22	155	7.0	48	0
2015	Dexter McCluster	24	217	9.0	37	0
2016	Marc Mariani	29	235	8.1	18	0

YEAR-BY-YEAR LEADERS

INTERCEPTIONS							SACKS		
Year	Player	No	Yds	Avg	Lg	TD	Year	Player	Total
1960	Mark Johnston (CB)	4	42	10.5	33	0	1960	Don Floyd (DE)	4
	Dennit Morris (LB)	4	32	8.0	26	0	1961	Doug Cline (LB)	6
	Julian Spence (S)	4	5	1.3	5	0	1962	Ed Husmann (DT)	10
1961	Jim Norton (S)	9	150	16.7	36	0	1963	Ed Husmann (DT)	5
1962	Jim Norton (S)	8	75	9.4	36	0		Gary Cutsinger (DE)	5
1963	Fred Glick (S)	12	180	15.0	40	1	1964	Ed Husmann (DT)	4
1964	Pete Jaquess (CB)	8	141	17.6	98t	1		Don Floyd (DE)	4
1965	W.K. Hicks (CB)	9	156	17.3	31	0	1965	Gary Cutsinger (DE)	7
1966	Jim Norton (S)	4	125	31.3	56	0	1966	Gary Cutsinger (DE)	5
	Fred Glick (S)	4	47	11.8	41	0	1967	George Rice (DT)	6
1967	Miller Farr (CB)	10	264	26.4	67	3	1968	Pat Holmes (DE)	6
1968	Ken Houston (S)	5	160	32.0	66t	2	1969	Elvin Bethea (DE)	14
1969	Miller Farr (CB)	6	48	8.0	35	0	1970	Elvin Bethea (DE)	9.5
1970	Zeke Moore (CB)	6	85	14.2	32	0	1971	Elvin Bethea (DE)	13
1971	Ken Houston (S)	9	220	24.4	48t	4	1972	Mike Tilleman (DT)	12
1972	Bob Atkins (S)	2	37	18.5	34	0	1973	Elvin Bethea (DE)	17
	John Charles (S)	2	6	3.0	6	0	1974	Ted Washington (LB)	11
1973	Guy Roberts (LB)	4	55	13.8	27	0	1975	Curly Culp (DT)	11.5
	Jeff Severson (S)	4	24	6.0	19	0	1976	Elvin Bethea (DE)	14.5
1974	Bob Atkins (S)	6	85	14.2	36	0	1977	James Young (DE)	7.5
1975	Zeke Moore (CB)	5	137	27.4	74	0	1978	Elvin Bethea (DE)	8
1976	C.L. Whittington (S)	5	103	20.6	50	0	1979	Jesse Baker (DE)	15.5
1977	Mike Reinfeldt (S)	5	78	15.6	30	0	1980	Mike Stensrud (DE)	7
1978	Willie Alexander (CB)	5	51	10.2	29	0	1981	Jesse Baker (DE)	10
1979	Mike Reinfeldt (S)	12	205	17.1	39	0	1982	Jesse Baker (DE)	7.5
1980	Jack Tatum (S)	7	100	14.3	35	0	1983	Jesse Baker (DE)	5.5
1981	Greg Stemrick (CB)	3	94	31.3	38	0	1984	Jesse Baker (DE)	11
	Carter Hartwig (DB)	3	78	26.0	36	0	1985	Jesse Baker (DE)	5.5
1982	Robert Brazile (LB)	1	31	31.0	31	0	1986	Ray Childress (DE)	5
	Gregg Bingham (LB)	1	8	8.0	8	0	1987	Ray Childress (DE)	6
	Vernon Perry (S)	1	8	8.0	8	0	1988	Ray Childress (DE)	8.5
1983	Willie Tullis (DB)	5	65	13.0	44	0		William Fuller (DE)	8.5
1984	Willie Tullis (DB)	4	48	12.0	22	0	1989	Ray Childress (DE)	8.5
1985	Steve Brown (CB)	5	41	8.2	22	0	1990	Sean Jones (DE)	12.5
1986	Allen Lyday (S)	3	24	8.0	24	0	1991	William Fuller (DE)	15
	Patrick Allen (CB)	3	20	6.7	18	0	1992	Ray Childress (DE)	13
1987	Keith Bostic (S)	6	-14	-2.3	7	0	1993	Sean Jones (DE)	13
1988	Jeff Donaldson (S)	4	29	7.3	23	0	1994	Lamar Lathon (DE)	8.5
1989	Steve Brown (CB)	5	54	10.8	41	0	1995	Anthony Cook (DE)	4.5
1990	Richard Johnson (CB)	8	100	12.5	35	1		Henry Ford (DE)	4.5
1991	Cris Dishman (CB)	6	61	10.2	43	0	1996	Anthony Cook (DE)	7.5
1992	Jerry Gray (CB)	6	24	4.0	22	0	1997	Kenny Holmes (DE)	7
1993	Marcus Robertson (S)	7	137	19.6	69	0		Gary Walker (DT)	7
1994	Darryll Lewis (CB)	5	57	11.4	20	0	1998	Lonnie Marts (LB)	4
1995	Darryll Lewis (CB)	6	145	24.2	98t	1	1999	Jevon Kearse (DE)	14.5
1996	Darryll Lewis (CB)	5	103	20.6	53	1	2000	Jevon Kearse (DE)	11.5
1997	Darryll Lewis (CB)	5	115	23.0	47t	1	2001	Jevon Kearse (DE)	10.0
	Marcus Robertson (S)	5	127	25.4	48	0	2002	Kevin Carter (DE)	10.0
1998	Darryll Lewis (CB)	4	40	10.0	33	0	2003	Jevon Kearse (DE)	9.5
1999	Samari Rolle (CB)	4	65	16.3	30	0	2004	Kevin Carter (DE)	6.0
2000	Samari Rolle (CB)	7	140	20.0	81t	1	2005	Kyle Vanden Bosch (DE)	12.5
2001	Andre Dyson (CB)	3	36	12.0	36	0	2006	Kyle Vanden Bosch (DE)	6.5
	Samari Rolle (CB)	3	3	1.0	3	0	2007	Kyle Vanden Bosch (DE)	12
2002	Lance Schulters (S)	6	56	9.3	28	0	2008	Albert Haynesworth (DT)	8.5
2003	Samari Rolle (CB)	6	141	23.5	52	0	2009	Jacob Ford (DE)	5.5
2004	Andre Dyson (CB)	6	135	22.5	44	0	2010	Jason Babin (DE)	12.5
2005	Reynaldo Hill (CB)	3	88	29.3	52t	1	2011	Karl Klug (DT)	7.0
2006	Chris Hope (S)	5	105	21.0	61t	1	2012	Derrick Morgan (DE)	6.5
2007	Keith Bulluck (LB)	5	63	12.6	35	0	2013	Jurrell Casey (DT)	10.5
2008	Michael Griffin (S)	7	172	24.6	83t	1	2014	Derrick Morgan (OLB)	6.5
2009	Cortland Finnegan (CB)	5	194	38.8	80	1	2015	Jurrell Casey (DT)	7.0
2010	Michael Griffin (S)	4	50	12.5	28	0		Brian Orakpo (OLB)	7.0
2011	Michael Griffin (S)	2	0	0.0	0	0	2016	Brian Orakpo (OLB)	10.5
	Jason McCourty (CB)	2	52	26.0	30	0			
2012	Michael Griffin (S)	4	59	14.8	33	0			
	Jason McCourty (CB)	4	29	7.3	28	0			
2013	Alterraun Verner (CB)	5	68	13.6	34	1			
2014	Jason McCourty (CB)	3	0	0.0	0	0			
2015	Zach Brown (LB)	2	45	22.5	45	0			
	Coty Sensabaugh (CB)	2	42	21.0	26t	1			
2016	Perrish Cox (CB)	3	3	1.0	3	0			

YEAR-BY-YEAR LEADERS

TACKLES (SINCE 1974)

Year	Player	Solo	Assist	Total
1974	Gregg Bingham (LB)	128	78	206
1975	Gregg Bingham (LB)	110	75	185
1976	Gregg Bingham (LB)	100	91	191
1977	Gregg Bingham (LB)	95	95	190
1978	Gregg Bingham (LB)	109	114	223
1979	Gregg Bingham (LB)	100	103	203
1980	Gregg Bingham (LB)	112	100	212
1981	Gregg Bingham (LB)	112	60	172
1982	Daryl Hunt (LB)	61	24	85
1983	Gregg Bingham (LB)	87	48	135
1984	Robert Abraham (LB)	106	92	198
1985	Avon Riley (LB)	80	67	147
1986	John Grimsley (LB)	112	87	199
1987	Al Smith (LB)	46	56	102
1988	John Grimsley (LB)	70	45	115
1989	John Grimsley (LB)	73	30	103
1990	Al Smith (LB)	78	26	104
1991	Al Smith (LB)	101	45	146
1992	Al Smith (LB)	70	52	122
1993	Al Smith (LB)	67	28	95
1994	Al Smith (LB)	97	45	142
1995	Blaine Bishop (S)	75	22	97
1996	Blaine Bishop (S)	73	36	100
1997	Barron Wortham (LB)	61	36	97
1998	Joe Bowden (LB)	88	57	145
1999	Blaine Bishop (S)	83	30	113
	Eddie Robinson (LB)	64	49	113
2000	Randall Godfrey (LB)	97	72	169
2001	Randall Godfrey (LB)	79	32	111
2002	Keith Bulluck (LB)	116	64	180
2003	Keith Bulluck (LB)	110	61	171
2004	Keith Bulluck (LB)	108	63	171
2005	Keith Bulluck (LB)	106	44	150
2006	Keith Bulluck (LB)	107	54	161

Year	Player	Solo	Assist	Total
2007	David Thornton (LB)	97	43	140
2008	Keith Bulluck (LB)	83	37	120
2009	Stephen Tulloch (LB)	95	37	132
2010	Stephen Tulloch (LB)	121	48	169
2011	Jordan Babineaux (S)	81	36	117
2012	Akeem Ayers (LB)	79	31	110
2013	Bernard Pollard (S)	93	49	142
2014	Wesley Woodyard (LB)	66	68	134
2015	Avery Williamson (LB)	79	58	137
2016	Avery Williamson (LB)	76	73	149

INDIVIDUAL RECORDS: SERVICE

Number of Games Played in Regular Season

1960-77: 14 games

1978-81, 1983-86, 1988-present: 16 games

1982: 9 games

1987: 15 games

Most Seasons

19 Bruce Matthews, 1983-2001

16 Elvin Bethea, 1968-83

13 Brad Hopkins, 1993-2005

12 Gregg Bingham, 1973-84

12 Mike Munchak, 1982-93

12 Craig Hentrich, 1998-09

Most Seasons, Active

9 **Brett Kern**, 2009-178 **Derrick Morgan**, 2010-17

Most Games Played

296 Bruce Matthews, 1983-2001

210 Elvin Bethea, 1968-83

194 Brad Hopkins, 1993-2005

177 Craig Hentrich, 1998-2009

173 Gregg Bingham, 1973-84

160 Ray Childress, 1985-95

159 Mike Munchak, 1982-93

157 Keith Bulluck, 2000-09

152 Benji Olson, 1998-2007

151 Al Del Greco, 1991-2000

148 Michael Roos, 2005-14

147 Robert Brazile, 1975-84

146 Ted Thompson, 1975-84

145 Zeke Moore, 1967-77

144 Rob Bironas, 2005-13

144 Ken Burrough, 1971-81

141 Michael Griffin, 2007-1

141 Warren Moon, 1984-93

Most Games Played, Active

132 **Brett Kern**, 2009-17104 **Jurrell Casey**, 2011-17103 **Karl Klug**, 2011-17101 **Derrick Morgan**, 2010-17

Most Consecutive Games Played

232 Bruce Matthews, 1987-2001

147 Robert Brazile, 1975-84

146 Craig Hentrich, 1998-2007

144 Rob Bironas, 2005-13

135 Elvin Bethea, 1968-77

135 Keith Bulluck, 2000-09

134 Gregg Bingham, 1973-81

132 **Brett Kern**, 2009-17

128 Eddie George, 1996-2003

Most Consecutive Games Played, Active

132 **Brett Kern**, 2009-1790 **Beau Brinkley**, 2012-1758 **Ryan Succop**, 2014-1758 **Wesley Woodyard**, 2014-17

Most Consecutive Games Started

229 Bruce Matthews, 1987-2001

147 Robert Brazile, 1975-84

135 Elvin Bethea, 1968-77

134 Gregg Bingham, 1973-81

128 Eddie George, 1996-2003

127 Keith Bulluck, 2001-09

Most Consecutive Games Started, Active

43 **DaQuan Jones**, 2014-1742 **Brian Orakpo**, 2015-17

INDIVIDUAL RECORDS: SCORING

Most Seasons Leading Team

9	Rob Bironas, 2005-13
9	Al Del Greco, 1992-2000
7	George Blanda, 1960-66
5	Tony Zendejas, 1985-90

Most Consecutive Seasons Leading Team

9	Rob Bironas, 2005-13
9	Al Del Greco, 1992-2000
7	George Blanda, 1960-66
5	Tony Zendejas, 1985-89

POINTS

Career

1,060	Al Del Greco, 1991-2000 (322 PAT, 246 FG)
1,032	Rob Bironas, 2005-13 (315 PAT, 239 FG)
598	George Blanda, 1960-66 (4 TD, 301 PAT, 91 FG)
548	Tony Zendejas, 1985-90 (197 PAT, 117 FG)
450	Eddie George, 1996-2003 (74 TD, 3 two-point)
438	Earl Campbell, 1978-84 (73 TD)

Season

136	Al Del Greco, 1998 (28 PAT, 36 FG)
133	Rob Bironas, 2007 (28 PAT, 35 FG)
131	Al Del Greco, 1996 (35 PAT, 32 FG)
127	Rob Bironas, 2008 (40 PAT, 29 FG)
126	Al Del Greco, 1993 (39 PAT, 29 FG)
123	Gary Anderson, 2003 (42 PAT, 27 FG)

Most Seasons, 100 or More Points

8	Al Del Greco, 1992-93, 1995-2000
7	Rob Bironas, 2007-13
2	George Blanda, 1960-61
2	Tony Zendejas, 1988-89

Season, Rookie

92	Tony Zendejas, 1985 (29 PAT, 21 FG)
86	Roy Gerela, 1969 (29 PAT, 19 FG)
72	Bill Groman, 1960 (12 TD)

Game

30	Billy Cannon, @ N.Y. Titans, 12/10/61 (5 TD)
26	Rob Bironas, @ Hou., 10/21/07 (8 FG, 2 PAT)
26	George Blanda, vs. L.A. Chargers, 9/18/60 (3 TD, 5 PAT, 1 FG)

Game, Opponent

24	Art Powell, @ Oakland, 12/22/63
24	Corey Dillon, @ Cincinnati, 12/4/97
19	Cody Parkey, @ Philadelphia, 11/23/14
19	Horst Muhlmann, vs. Cincinnati, 12/17/72
18	19 times, last by Allen Robinson, vs. Jacksonville, 12/6/15

Most Consecutive Games Scoring

67	Al Del Greco, 1994-00
46	Rob Bironas, 2006-08

TOUCHDOWNS

Career

74	Eddie George, 1996-2003
73	Earl Campbell, 1978-84
58	Chris Johnson, 2008-13
51	Charlie Hennigan, 1960-66
49	Kenny Burrough, 1971-81
	Ernest Givins, 1986-94

Season

19	Earl Campbell, 1979
18	Bill Groman, 1961

Game

5	Billy Cannon, @ N.Y. Titans, 12/10/61
---	---------------------------------------

Game, Opponent

4	Art Powell, @ Oakland, 12/22/63
4	Bob Hayes, @ Dallas, 12/20/70
4	Corey Dillon, @ Cincinnati, 12/4/97
3	21 times, last by Antonio Brown, @ Pittsburgh, 11/16/17

Most Consecutive Games Scoring TD

8	Bill Groman, 1961
6	DeMarco Murray , 2016
5	Hoyle Granger, 1967
5	Earl Campbell, 1979
5	Chris Sanders, 1995
5	Kenny Britt, 2010

POINTS AFTER TOUCHDOWNS

Career

322	Al Del Greco, 1991-2000
315	Rob Bironas, 2005-13
301	George Blanda, 1960-66
197	Tony Zendejas, 1985-90
149	Toni Fritsch, 1977-81

Season

64	George Blanda, 1961
48	George Blanda, 1962
	Tony Zendejas, 1988

Game

8	George Blanda, vs. N.Y. Titans, 10/14/62
7	George Blanda, @ Denver, 11/5/61
7	George Blanda, vs. N.Y. Titans, 11/19/61
7	George Blanda, @ Oakland, 12/22/63
7	Teddy Garcia, vs. Cleveland, 12/9/90

Most Made, Opponent, Game

8	Stephen Gostkowski, @ New England, 10/18/09
7	Mason Crosby, @ Green Bay, 12/23/12
7	Cotton Davidson, @ Oakland, 12/22/63
7	Horst Muhlmann, vs. Cincinnati, 12/17/72
7	Jim Breech, @ Cincinnati, 12/17/89
7	Sebastian Janikowski, @ Oakland, 9/29/02

7	Lawrence Tynes, vs. Kansas City, 12/13/04
---	---

Most Consecutive PATs

285	Rob Bironas, 2006-13
229	Al Del Greco, 1993-2000
79	Gary Anderson, 2003-04
76	Al Del Greco, 1991-93
75	Skip Butler, 1972-76

Most Two-Point Conversions, Career

3	Eddie George, 1996-2003
3	Haywood Jeffires, 1987-9
3	Steve McNair, 1995-2005

Most Two-Point Conversions, Season

3	Haywood Jeffires, 199
---	-----------------------

Most Two-Point Conversions, Game

1	29 times, last by Dexter McCluster from Marcus Mariota at N.Y. Jets, 12/13/15 (pass)
---	--

Most Two-Point Conversions, Opponent, Game

2	Charles Johnson @ Pittsburgh, 11/1/98 (pass, pass)
---	--

FIELD GOALS

Most Attempted, Career

295	Al Del Greco, 1991-2000
279	Rob Bironas, 2005-13
187	George Blanda, 1960-66
163	Tony Zendejas, 1985-90
121	Skip Butler, 1972-77

Most Attempted, Season

40	Roy Gerela, 1969
39	Al Del Greco, 1998
39	Rob Bironas, 2007
38	Al Del Greco, 1996
37	Tony Zendejas, 1989
35	Al Del Greco, 1997

Most Attempted, Game

8	Rob Bironas, @ Houston, 10/21/07
6	George Blanda, vs. N.Y. Titans, 10/9/60
6	George Blanda, vs. Denver, 9/14/63
6	Skip Butler, @ Cleveland, 10/12/75
6	Al Del Greco, vs. Atlanta, 12/5/93

Most Attempted, Opponent, Game

7	Tom Dempsey, Philadelphia, 11/12/72
6	Roy Gerela, Pittsburgh, 12/9/73
6	Jim Breech, @ Cincinnati, 11/1/87
6	John Carney, @ San Diego, 9/19/93
6	Sebastian Janikowski, @ Oakland, 11/24/13
6	Cody Parkey, @ Philadelphia, 11/23/14
6	Blair Walsh, Minnesota, 9/11/16

Most Made, Career

246	Al Del Greco, 1991-2000
239	Rob Bironas, 2005-13
117	Tony Zendejas, 1985-90
91	George Blanda, 1960-66
81	Toni Fritsch, 1977-81
78	Ryan Succop , 2014-17

INDIVIDUAL RECORDS: SCORING

Most Made, Season

36	Al Del Greco, 1998
35	Rob Bironas, 2007
32	Al Del Greco, 1996
29	Al Del Greco, 1993
29	Rob Bironas, 2008
29	Rob Bironas, 2011

Most Made, Game

* 8	Rob Bironas, @ Houston, 10/21/07
5	Ryan Succop , vs. Indianapolis, 10/16/17
5	Al Del Greco, @ Philadelphia, 12/3/2000
5	Roy Gerela, vs. Miami, 9/28/69

* Denotes NFL Record

Most Made, Opponent, Game

6	Tom Dempsey, vs. Philadelphia, 11/12/72
6	John Carney, @ San Diego, 9/19/93
5	Josh Brown, vs. N.Y. Giants, 12/7/14
5	Cody Parkey, @ Philadelphia, 11/23/14
5	Adam Vinatieri, @ Indianapolis, 12/1/13
5	Rian Lindell, @ Buffalo, 12/24/06
5	Mike Vanderjagt, vs. Indianapolis, 12/7/03
5	Steve Christie, vs. Buffalo, 9/18/94
5	Jim Breech, @ Cincinnati, 11/1/87

Most Consecutive Field Goals Made

20	Al Del Greco, 1998-99
20	Rob Bironas, 2007-08
20	Rob Bironas, 2010
20	Rob Bironas, 2011-12
19	Ryan Succop , 2016-17
19	Rob Bironas, 2007
18	Al Del Greco, 1995-96

16	Ryan Succop , 2017
15	Ryan Succop , 2014-15
14	Al Del Greco, 1999-2000
14	Rob Bironas, 2011
13	Ryan Succop , 2017
13	Al Del Greco, 1994-95

Most Consecutive Games With Field Goal Made

20	Rob Bironas, 2009-10
19	Rob Bironas, 2006-07
13	Rob Bironas, 2011-12
12	Al Del Greco, 1998
12	Gary Anderson, 2003
12	Rob Bironas, 2008
10	George Blanda, 1964-65
10	George Blanda, 1966
10	Ryan Succop , 2016-17

Longest Field Goal

60	Rob Bironas, vs. Indianapolis, 12/3/06
56	Al Del Greco, vs. San Francisco, 10/27/96
56	Rob Bironas, @ Denver, 11/19/07
55	Rob Bironas, vs. Denver, 10/3/10
55	Rob Bironas, vs. Houston, 12/29/13
55	George Blanda, vs. San Diego, 12/3/61
54	George Blanda, @ Oakland, 11/11/62
54	Skip Butler, @ Buffalo, 9/19/76
54	Al Del Greco, vs. Kansas City, 9/20/92

Longest Field Goal, Opponent

64	Matt Prater, @ Denver, 12/8/13
56	Jason Myers, @ Jacksonville, 12/24/16
56	Jason Elam, Denver, 11/26/95

55	Chris Bahr, @ Cincinnati, 9/23/79
55	Matt Stover, Cleveland, 11/17/91
54	Jan Stenerud, Kansas City, 9/9/67
54	Gary Anderson, Pittsburgh, 12/8/91
54	Matt Bahr, @ N.Y. Giants, 12/21/91
54	Ryan Longwell, Green Bay, 12/16/01
54	Zane Gonzalez, @ Cleveland, 10/22/17

Highest Field Goal Percentage, Career (100 made)

85.7	Rob Bironas, 2005-13, (239 of 279)
83.4	Al Del Greco, 1991-2000, (246 of 295)

Season

92.3	Al Del Greco, 1998 (36 of 39)
92.3	Rob Bironas, 2010 (24 of 26)
91.7	Ryan Succop , 2016 (22 of 24)
90.6	Rob Bironas, 2011 (29 of 32)
89.7	Rob Bironas, 2007 (35 of 39)
87.9	Rob Bironas, 2008 (29 of 33)
87.5	Ryan Succop , 2015 (14 of 16)
87.1	Gary Anderson, 2003 (27 of 31)
87.1	Al Del Greco, 1995 (27 of 31)
86.4	Ryan Succop , 2014 (19 of 22)
86.2	Rob Bironas, 2013 (25 of 29)
85.3	Al Del Greco, 1993 (29 of 34)
85.0	Florian Kempf, 1983 (17 of 20)

SAFETIES

Most Safeties, Career

2	Elvin Bethea (1968-83)
2	James Young (1977-79)

Most Safeties, Game

1	40 times, last by team vs. N.Y. Jets (12/14/14), intentional grounding penalty on Jets in end zone
---	--

INDIVIDUAL RECORDS: RUSHING

Most Seasons Leading Team

8	Eddie George, 1996-2003
6	Earl Campbell, 1978-84
6	Chris Johnson, 2008-13
4	Mike Rozier, 1985-90

Most Consecutive Seasons Leading Team

8	Eddie George, 1996-2003
6	Earl Campbell, 1978-83
6	Chris Johnson, 2008-13
4	Mike Rozier, 1985-88

ATTEMPTS

Career

2,733	Eddie George, 1996-2003
1,979	Earl Campbell, 1978-84
1,742	Chris Johnson, 2008-13
1,000	Lorenzo White, 1988-94
910	Mike Rozier, 1985-90
908	Charles Tolar, 1960-66
773	Hoyle Granger, 1966-70, 72

Season

403	Eddie George, 2000
-----	--------------------

373	Earl Campbell, 1980
368	Earl Campbell, 1979
361	Earl Campbell, 1981

Game

39	Earl Campbell, vs. Seattle, 10/11/81
38	Earl Campbell, @ Kansas City, 10/12/80
37	Earl Campbell, vs. Cincinnati, 10/4/81

Game, Opponent

39	Corey Dillon, @ Cincinnati, 12/4/97
34	Rodney Hampton, N.Y. Giants, 11/21/94
33	Le'Veon Bell, Pittsburgh, 11/17/14
32	Greg Pruitt, Cleveland, 12/3/81
32	Tony Collins, @ New England, 11/28/82
32	Melvin Gordon, @ San Diego, 11/6/16

YARDS GAINED

Career

10,009	Eddie George, 1996-2003
8,574	Earl Campbell, 1978-84
7,965	Chris Johnson, 2008-13
4,079	Lorenzo White, 1988-94
3,514	Hoyle Granger, 1966-70, 72
3,439	Steve McNair, 1995-05
3,426	Mike Rozier, 1985-90

Season

2,006	Chris Johnson, 2009
1,934	Earl Campbell, 1980
1,697	Earl Campbell, 1979
1,509	Eddie George, 2000
1,450	Earl Campbell, 1978

Season, Rookie

1,450	Earl Campbell, 1978
1,368	Eddie George, 1996
1,228	Chris Johnson, 2008
947	Rodney Thomas, 1995
756	Sid Blanks, 1964
652	Rob Carpenter, 1977

Game

228	Chris Johnson vs. Jacksonville, 11/1/09
-----	---

INDIVIDUAL RECORDS: RUSHING

216	Billy Cannon, @ N.Y. Titans, 12/10/61
216	Eddie George, vs. Oakland, 8/31/97
206	Earl Campbell, @ Chicago, 11/16/80

Game, Opponent

246	Corey Dillon, @ Cincinnati, 12/4/97
215	Eric Dickerson, @ L.A. Rams, 12/9/84
204	Le'Veon Bell, Pittsburgh, 11/17/14
201	James Brooks, @ Cincinnati, 12/23/90

Longest Run

94	Chris Johnson, vs. N.Y. Jets, 12/17/12 (TD)
91	Chris Johnson, vs. Houston, 9/20/09 (TD)
91	Sid Blanks, vs. N.Y. Jets, 12/13/64 (TD)
89	Chris Johnson vs. Jacksonville, 11/1/09 (TD)
87	Marcus Mariota vs. Jacksonville, 12/6/15 (TD)
85	Chris Johnson vs. Arizona, 11/29/09 (TD)
83	Chris Johnson @ Buffalo, 10/21/12 (TD)
81	Earl Campbell, vs. Miami, 11/20/78 (TD)

Longest Run, Opponent

91	Wilbert Montgomery, @ Philadelphia, 12/19/82 (TD)
80	Donald Brown, @ Indianapolis, 12/18/11 (TD)
80	Corey Dillon at Cincinnati, 10/8/2000 (TD)
80	Wray Carlton, vs. Buffalo, 12/5/65 (TD)
79	Bill Mathis, @ N.Y. Jets, 11/21/65

Most Seasons, 1,000 or More Yards

7	Eddie George, 1996-2000, 2002-03
6	Chris Johnson, 2008-13
5	Earl Campbell, 1978-81, 1983

1	Nine players, last by DeMarco Murray in 2016
---	--

Most Consecutive Seasons, 1,000 or More Yards

6	Chris Johnson, 2008-13
5	Eddie George, 1996-2000
4	Earl Campbell, 1978-81
2	Eddie George, 2002-03

Most Games, 200 or More Yards, Season

4	Earl Campbell, 1980
1	Three times, last by Chris Johnson, 2009

Most Games, 100 or More Yards, Career

39	Earl Campbell, 1978-84
36	Eddie George, 1996-03
35	Chris Johnson, 2008-13
11	Hoyle Granger, 1966-70, 1972
8	Mike Rozier, 1985-90

Most Games, 100 or More Yards, Season

12	Chris Johnson, 2009
11	Earl Campbell, 1979
10	Earl Campbell, 1980
8	Chris Johnson, 2010
8	Eddie George, 1997
7	Hoyle Granger, 1967
7	Earl Campbell, 1978, 1983

Most Consecutive Games, 100 or More Yards

12	Chris Johnson, 2009-10
7	Earl Campbell, 1979
6	Earl Campbell, 1980
5	Eddie George, 1998

AVERAGE GAIN

Career (Minimum 750 attempts)

4.57	Chris Johnson (2008-13)
4.56	Hoyle Granger (1966-70, 1972)
4.33	Earl Campbell (1978-84)
4.08	Lorenzo White (1988-94)

Season

5.60	Chris Johnson, 2009
------	---------------------

5.21	Sid Blanks, 1964
5.18	Earl Campbell, 1980
5.14	Gary Brown, 1993
5.05	Hoyle Granger, 1967

TOUCHDOWNS

Career

73	Earl Campbell, 1978-84
64	Eddie George, 1996-2003
50	Chris Johnson, 2008-13
36	Steve McNair, 1995-2005
29	Lorenzo White, 1988-94
27	Mike Rozier, 1985-90

Season

19	Earl Campbell, 1979
15	LenDale White, 2008
14	Eddie George, 2000
14	Chris Johnson, 2009

Season, Rookie

13	Earl Campbell, 1978
----	---------------------

Game

4	Earl Campbell, vs. Miami, 11/20/78
4	Lorenzo White, vs. Cleveland, 12/9/90

Game, Opponent

4	Corey Dillon, @ Cincinnati, 12/4/97
3	12 times, last by Marshall Faulk, @ Ind., 9/4/94

Most Consecutive Games, Rushing Touchdown

5	Earl Campbell, 1979
5	DeMarco Murray, 2016
4	Earl Campbell, 1981
4	Alonzo Highsmith, 1989
4	Gary Brown, 1993
4	Eddie George, 2000
4	LenDale White, 2008
3	11 times, last by Chris Johnson, 2009-10

INDIVIDUAL RECORDS: PASSING

Most Seasons Leading Team

10	Warren Moon, 1984-93
9	Dan Pastorini, 1971-79
8	Steve McNair, 1997-2003, 2005

Most Consecutive Seasons Leading Team

10	Warren Moon, 1984-93
9	Dan Pastorini, 1971-79
7	George Blanda, 1960-66
7	Steve McNair, 1997-2003

ATTEMPTS

Career

4,546	Warren Moon, 1984-93
3,871	Steve McNair, 1995-2005
2,784	George Blanda, 1960-66

2,767	Dan Pastorini, 1971-79
1,190	Vince Young, 2006-10
1,102	Marcus Mariota, 2015-17
1,081	Kerry Collins, 2006-10
824	Pete Beathard, 1967-69
739	Ken Stabler, 1980-81

Season

655	Warren Moon, 1991
584	Warren Moon, 1990
520	Warren Moon, 1993
518	Matt Hasselbeck, 2011
505	George Blanda, 1964
492	Steve McNair, 1998
492	Steve McNair, 2002

Game

68	George Blanda, @ Buffalo, 11/1/64
----	-----------------------------------

60	George Blanda, vs. Oakland, 11/7/65
60	Billy Volek, @ Oakland, 12/19/04

Game, Opponent

61	Colt McCoy, @ Cleveland, 10/2/11
59	Peyton Manning, @ Denver, 12/8/13
54	Matt Barkley, @ Chicago, 11/27/16
54	Blake Bortles, Jacksonville, 10/27/16
54	Matt Schaub, Houston, 12/19/10
54	Eric Zeier, @ Cleveland, 11/5/95
53	Mickey Slaughter, Denver, 12/20/64
53	Tommy Kramer, Minnesota, 12/21/80
53	Brian Sipe, @ Cleveland, 9/13/81

INDIVIDUAL RECORDS: PASSING

COMPLETIONS

Career

2,632	Warren Moon, 1984-93
2,305	Steve McNair, 1995-2005
1,426	Dan Pastorini, 1971-79
1,347	George Blanda, 1960-66
689	Vince Young, 2006-10
682	Marcus Mariota , 2015-17
613	Kerry Collins, 2006-10
458	Ken Stabler, 1980-81

Season

404	Warren Moon, 1991
362	Warren Moon, 1990
319	Matt Hasselbeck, 2011
303	Warren Moon, 1993
301	Steve McNair, 2002
293	Ken Stabler, 1980

Game

41	Warren Moon, vs. Dallas, 11/10/91
40	Billy Volek, @ Oakland, 12/19/04
39	Billy Volek, @ San Diego, 10/3/04
37	George Blanda, @ Buffalo, 11/1/64
36	Ryan Fitzpatrick, vs. Arizona, 12/15/13
36	Warren Moon, vs. Seattle, 11/7/93

Game, Opponent

40	Colt McCoy, @ Cleveland, 10/2/11
39	Peyton Manning, @ Denver, 12/8/13
37	Peyton Manning, @ Indianapolis, 11/3/02
36	Tim Couch, Cleveland, 9/22/02
36	Peyton Manning, Indianapolis, 10/11/09
36	Drew Brees, New Orleans, 12/11/11
35	Matt Schaub, Houston, 12/19/10
35	Kyle Orton, Denver, 10/3/10
35	Trevor Siemian, Denver, 12/11/16
34	Mickey Slaughter, Denver, 12/20/64
34	Joe Flacco, Baltimore, 11/5/17

COMPLETION PERCENTAGE

Career (Minimum 1,500 attempts)

59.5	Steve McNair, 1995-2005 (2,305 of 3,871)
57.9	Warren Moon, 1984-93 (2,632 of 4,546)
51.5	Dan Pastorini, 1971-79 (1,426 of 2,767)
48.4	George Blanda, 1960-66 (1,347 of 2,784)

Season

65.6	Cody Carlson, 1992 (149 of 227)
64.7	Warren Moon, 1992 (224 of 346)
64.5	Ken Stabler, 1980 (293 of 454)
63.2	Chris Chandler, 1995 (225 of 356)
62.6	Steve McNair, 2000 (248 of 396)
62.5	Steve McNair, 2003 (250 of 400)

Game (Min. 20 attempts)

88.5	Chris Chandler, @ Cincinnati, 9/24/95 (23 of 26)
85.7	Ken Stabler, vs. Baltimore, 9/21/80 (18 of 21)
82.6	Steve McNair, vs. Indianapolis, 12/8/02 (19 of 23)

82.6	Warren Moon, vs. Miami, 10/1/89 (19 of 23)
82.1	Ken Stabler, @ Cleveland, 9/15/80 (23 of 28)
81.8	Marcus Mariota , vs. Jacksonville, 10/27/16 (18 of 22)
80.0	Chris Chandler, @ Cleveland, 11/5/95 (16 of 20)

YARDS GAINED

Career

33,685	Warren Moon, 1984-93
27,141	Steve McNair, 1995-2005
19,149	George Blanda, 1960-66
16,846	Dan Pastorini, 1971-79
8,333	Marcus Mariota , 2015-17
8,098	Vince Young, 2006-10
6,804	Kerry Collins, 2006-10
5,190	Ken Stabler, 1980-81
5,128	Pete Beathard, 1967-69

Season

4,690	Warren Moon, 1991
4,689	Warren Moon, 1990
3,631	Warren Moon, 1989
3,571	Matt Hasselbeck, 2011
3,489	Warren Moon, 1986
3,485	Warren Moon, 1993

Game

527	Warren Moon, @ Kansas City, 12/16/90
492	Billy Volek, @ Oakland, 12/19/04
464	George Blanda, @ Buffalo, 10/29/61

Game, Opponent

425	Peyton Manning, @ Indianapolis, 12/5/04
407	Tom Flores, @ Oakland, 12/22/63
406	Tony Romo, @ Dallas, 10/10/10
397	Peyton Manning, @ Denver, 12/8/13
393	Andrew Luck, @ Indianapolis, 9/28/14
389	Drew Brees, @ New Orleans, 11/8/15
389	Jim McMahon, @ San Diego, 9/17/89
387	Boomer Esiason, @ Cincinnati, 11/1/87
386	Eli Manning, @ N.Y. Giants, 9/26/10

Most Seasons, 3,000 or More Passing Yards

6	Warren Moon, 1984-93
5	Steve McNair, 1998, 2001-2003
3	George Blanda, 1960-66

Most Games, 400 or More Passing Yards,

Career

4	Warren Moon, 1984-93
2	Billy Volek, 2000-06
2	George Blanda, 1960-66
1	Ryan Fitzpatrick, 2013
1	Jacky Lee, 1960-63; 1966-67
1	Steve McNair, 1995-2005

Most Games, 400 or More Passing Yards,

Season

2	Billy Volek, 2004
2	George Blanda, 1961
2	Warren Moon, 1991

Most Games, 300 or More Passing Yards,

Career

38	Warren Moon, 1984-93
15	George Blanda, 1960-66

Most Games, 300 or More Passing Yards,

Season

9	Warren Moon, 1990
6	Warren Moon, 1991

Most Consecutive Games, 300 or More Passing Yards

4	Warren Moon, 1990
3	George Blanda, 1964
3	Warren Moon, 1985
3	Warren Moon, 1991

Longest Pass Completion (All TDs)

98	Jacky Lee (to Willard Dewveall), vs. S.D., 11/25/62
95	George Blanda (to Dick Compton), vs. Buffalo, 12/5/65
92	Jacky Lee (to Bill Groman), vs. Denver, 11/20/60

Longest Pass Completion, Opponent (All TDs)

94	Jack Kemp (to Glenn Bass), Buffalo, 10/11/64
90	John McCormick (to Bob Scarpitto), @ Den 10/17/65

TOUCHDOWN PASSES

Career

196	Warren Moon, 1984-93
165	George Blanda, 1960-66
156	Steve McNair, 1995-2005
96	Dan Pastorini, 1971-79

Season

36	George Blanda, 1961
33	Warren Moon, 1990
27	George Blanda, 1962
26	Marcus Mariota , 2016
24	Steve McNair, 2003
24	George Blanda, 1963
24	George Blanda, 1960

Game

7*	George Blanda, vs. N.Y. Titans, 11/19/61
6	George Blanda, vs. N.Y. Titans, 10/14/62
5	Steve McNair, vs. Jacksonville, 12/26/99
5	Warren Moon, at Cincinnati, 10/11/92
5	Warren Moon, at Cleveland, 11/18/90
5	Warren Moon, vs. Cincinnati, 10/14/90

* Tied for NFL record

Game, Opponent

6	Tom Flores, @ Oakland, 12/22/63
6	Tom Brady, @ New England, 10/18/09
6	Ryan Fitzpatrick, @ Houston, 11/30/14

INDIVIDUAL RECORDS: PASSING

5	Joe Namath, @ N.Y. Jets, 9/18/66
5	Craig Morton, @ Dallas, 12/20/70
5	Jim Kelly, Buffalo, 9/24/89
5	Kerry Collins, @ Oakland, 12/19/04
5	Ben Roethlisberger, @ Pittsburgh, 10/9/11
5	Blake Bortles, Jacksonville, 12/6/15
4	13 times, last by Ben Roethlisberger, @ Pittsburgh, 11/16/17

Most Consecutive Games, Touchdown Pass

23	Steve McNair, 2001-2002
21	Warren Moon, 1990-91
17	Warren Moon, 1992-93
14	George Blanda, 1964-65

HAD INTERCEPTED

Career

189	George Blanda, 1960-66
166	Warren Moon, 1984-93
139	Dan Pastorini, 1971-79

Season

42	George Blanda, 1962
28	Ken Stabler, 1980
26	Warren Moon, 1986

Game

6	George Blanda, @ Buffalo, 9/9/62
6	George Blanda, vs. Denver, 11/14/65

Game, Opponent

6	Joe Namath, @ N.Y. Jets, 10/15/67
6	Bobby Hebert, Atlanta, 12/5/93
5	Rick Norton, @ Miami, 11/23/69
5	Keith Null, St. Louis, 12/13/09
4	8 times, last by Mark Sanchez, N.Y. Jets, 12/17/12

Most Consecutive Passes Attempted, No INT's

161	Kerry Collins, 2008
154	Billy Joe Tolliver, 1994

Most Attempts, No Interceptions, Game

56	Warren Moon, vs. Dallas, 11/10/91
----	-----------------------------------

PASSER RATING

Career (minimum 1,500 attempts)

83.3	Steve McNair, 1995-05
------	-----------------------

80.4	Warren Moon, 1984-93
62.5	George Blanda, 1960-66
61.0	Dan Pastorini, 1971-79

Season (minimum 14 att. per team game)

100.4	Steve McNair, 2003
96.8	Warren Moon, 1990
95.6	Marcus Mariota , 2016
91.5	Marcus Mariota , 2015
91.3	George Blanda, 1961
90.2	Steve McNair, 2001

Game (minimum 20 attempts)

158.3	Chris Chandler, @ Cincinnati, 9/24/95
149.8	Marcus Mariota , vs. Green Bay, 11/13/16
148.1	Marcus Mariota , vs. Jacksonville, 10/27/16
146.8	Steve McNair, vs. Houston, 10/12/03
146.1	Warren Moon, @ Cleveland, 11/18/90
145.1	Warren Moon, vs. Buffalo, 11/26/90
143.1	Chris Chandler, vs. Denver, 11/26/95

INDIVIDUAL RECORDS: PASS RECEIVING

RECEPTIONS

Most Seasons Leading Team

7	Ken Burrough, 1971-81
5	Haywood Jeffires, 1987-9
5	Frank Wycheck, 1996-2000

Most Consecutive Seasons Leading Team

6	Ken Burrough, 1974-79
5	Frank Wycheck, 1996-2000
4	Charlie Hennigan, 1961-64
4	Derrick Mason, 2001-04
3	Alvin Reed, 1968-70

Career

542	Ernest Givins, 1986-94
515	Haywood Jeffires, 1987-9
482	Frank Wycheck, 1995-2002
480	Drew Hill, 1985-91
453	Derrick Mason, 1997-2004
410	Charlie Hennigan, 1960-66
408	Ken Burrough, 1971-81

Season

101	Charlie Hennigan, 1964
100	Haywood Jeffires, 199
96	Derrick Mason, 2004
95	Derrick Mason, 2003
94	Delanie Walker , 2015
94	Kendall Wright, 2013
90	Drew Hill, 1991
90	Haywood Jeffires, 199

Game

13	Charlie Hennigan, @ Boston, 10/13/61
13	Haywood Jeffires, @ N. . Jets, 10/13/91

13	Drew Bennett, @ Oakland, 12/19/04
12	Sid Blanks, @ San Diego, 9/12/64
12	Charlie Hennigan, @ Buffalo, 11/1/64
12	Charlie Hennigan, vs. Boston, 11/29/64
12	Derrick Mason, vs. Baltimore, 11/12/01
12	Derrick Mason, @ NYG, 12/1/02
12	Derrick Mason, @ San Diego, 10/3/04
12	Drew Bennett, vs. KC, 12/13/04
12	Kendall Wright, vs. Arizona, 12/15/13

Game, Opponent

12	Cris Carter, @ Minnesota, 10/8/95
12	Brian Westbrook, @ Philadelphia, 11/19/06
12	Chad Johnson, @ Cincinnati, 11/25/07
12	Reggie Wayne, @ Indianapolis, 12/30/07
12	Jordy Nelson, @ Green Bay, 11/13/16
11	Don Maynard, N.Y. Titans, 10/9/60
11	Robert Scarpitto, Denver, 12/20/64
11	Carl Pickens, @ Cincinnati, 11/13/94
11	Marvin Harrison, @ Indianapolis, 11/3/02
11	Andre Johnson, @ Houston, 12/14/08
11	Brandon Lloyd, Denver, 10/3/10
11	Odell Beckham Jr., N.Y. Giants, 12/7/14
11	Emmanuel Sanders, Denver, 12/11/16

Most Consecutive Games, Pass Reception

99	Frank Wycheck, 1996-2002
82	Ernest Givins, 1988-93
76	Drew Hill, 1986-91
71	Nate Washington, 2009-13
70	Delanie Walker , 2013-17
53	Haywood Jeffires, 1990-9
52	Ken Burrough, 1973-77

Most Seasons, 50 or More Pass Receptions

8	Ernest Givins, 1986-93
6	Drew Hill, 1985-86, 1988-91
6	Haywood Jeffires, 1990-9
6	Frank Wycheck, 1996-2001
5	Derrick Mason, 2000-04
4	Delanie Walker , 2013-16
4	Charlie Hennigan, 1961-64
3	Curtis Duncan, 1990-92
3	Kendall Wright, 2012-14

YARDS

Career

7,935	Ernest Givins, 1986-94
7,477	Drew Hill, 1985-91
6,907	Ken Burrough, 1971-81
6,823	Charlie Hennigan, 1960-66
6,119	Haywood Jeffires, 1987-9

Season

1,746	Charlie Hennigan, 1961
1,561	Charlie Hennigan, 1964

Game

272	Charlie Hennigan, @ Boston, 10/13/61
245	Haywood Jeffires, @ Kansas City, 12/16/90

INDIVIDUAL RECORDS: PASS RECEIVING

233	Drew Bennett, vs. Kansas City, 12/13/04
232	Charlie Hennigan, @ Buffalo, 10/29/61
225	Kenny Britt, vs. Philadelphia, 10/24/10
210	Drew Hill, @ Indianapolis, 12/22/85

Game, Opponent

247	Art Powell, @ Oakland, 12/22/63
238	DeAndre Hopkins, @ Houston, 11/30/14
212	Don Maynard, @ N.Y. Jets, 10/20/69
210	Bake Turner, N.Y. Jets, 11/10/63

Longest Pass Reception (All TDs)

98	Willard Dewveall, vs. San Diego, 11/25/62
95	Dick Compton, vs. Buffalo, 12/5/65
92	Bill Groman, vs. Denver, 11/20/60

Longest Pass Reception, Opponent (All TDs)

94	Glenn Bass, Buffalo, 10/11/64
90	Bob Scarpitto, @ Denver 10/17/65
86	Warrick Dunn, @ Atlanta, 11/23/03

Most Seasons, 1,000 or More Yds. Pass Receiving, Career

4	Derrick Mason, 2001-04
3	Charlie Hennigan, 1960-66
3	Drew Hill, 1985-91

Most Cons. Seasons, 1,000 or More Yds. Pass Rec., Career

4	Derrick Mason, 2001-04
2	Charlie Hennigan, 1963-64
2	Tim Smith, 1983-84

Most Games, 100 or More Yards Pass Receiving, Career

26	Charlie Hennigan, 1960-66
24	Drew Hill, 1985-91
18	Ernest Givins, 1986-94

Most Games, 100 or More Yards Pass Receiving, Season

9	Charlie Hennigan, 1964
---	------------------------

TOUCHDOWNS

Career

51	Charlie Hennigan, 1960-66
47	Ken Burrough, 1971-81
47	Drew Hill, 1985-91
47	Haywood Jeffires, 1987-9
46	Ernest Givins, 1986-94

Season

17	Bill Groman, 1961
12	Bill Groman, 1960
12	Charlie Hennigan, 1961
12	Charles Frazier, 1966

Game

3	17 times, last by Kenny Britt, vs. Philadelphia, 10/24/10
---	---

Game, Opponent

4	Art Powell, @ Oakland, 12/22/63
4	Bob Hayes, @ Dallas, 12/20/70
3	11 times, last by Antonio Brown, @ Pittsburgh, 11/16/17

Most Consecutive Games Catching TD Pass

8	Bill Groman, 1961
5	Chris Sanders, 1995
5	Kenny Britt, 2010
4	Bill Groman, 1960
4	Charlie Hennigan, 1961
4	Dave Casper, 1982
4	Willie Davis, 1996
4	Kevin Dyson, 2001
4	Justin McCareins, 2003
4	Kenny Britt, 2010-11

RECEIVING AVERAGE

Career (minimum 200 receptions)

16.9	Ken Burrough, 1971-81
16.6	Charlie Hennigan, 1960-66
15.6	Drew Hill, 1985-91
15.1	Tim Smith, 1980-86
15.0	Nate Washington, 2009-14
14.8	Drew Bennett, 2001-06
14.6	Ernest Givins, 1986-94
13.5	Derrick Mason, 1997-04

Season (minimum 32 receptions per 16 games)

23.5	Chris Sanders, 1995
23.5	Bill Groman, 1961
22.0	Charlie Joiner, 1971
21.3	Charlie Hennigan, 1961
20.5	Bill Groman, 1960
20.2	Drew Hill, 1987
20.1	Ken Burrough, 1975
19.8	Charley Frazier, 1966

Game (minimum 3 receptions)

60.7	Bill Groman, vs. Den, 11/20/60 (3 rec.)
46.3	Willard Dewveall, at SD, 11/25/62 (3 rec.)
44.7	Bill Groman, vs. Den, 11/05/61 (3 rec.)
42.0	Ernest Givins, at Cle, 11/22/87 (3 rec.)
41.3	Drew Bennett, at Ind, 12/05/04 (3 rec.)
40.7	Derrick Mason, vs. Cle, 12/02/01 (3 rec.)
40.0	Butch Woolfolk, vs. Mia, 09/08/85 (3 rec.)

INDIVIDUAL RECORDS: PUNTING

PUNTS

Career

861	Craig Hentrich, 1998-09
659	Brett Kern , 2009-17
522	Jim Norton, 1960-68
431	Cliff Parsley, 1977-82
316	Dan Pastorini, 1971-79
310	Greg Montgomery, 1988-93

Season

96	Rich Camarillo, 1994
93	Cliff Parsley, 1979
91	Cliff Parsley, 1978

Game

11	Rich Camarillo, vs. Pittsburgh, 11/6/94
11	Rich Camarillo, @ Pittsburgh, 12/3/95

10	10 times, last by Brett Kern , at Miami, 10/8/17
----	---

Game, Opponent

11	Wayne Crow, @ Oakland, 9/11/60
11	Bob Parsons, Chicago, 11/6/77
11	Mark Royals, Pittsburgh, 11/6/94
10	7 times, last by Donnie Jones, Houston, 12/2/12

Longest Punt

79	Brett Kern , vs. Indianapolis, 12/28/14
79	Jim Norton, vs. Kansas City, 11/22/64
78	Craig Hentrich, @ Pittsburgh, 1/2/2000
77	Greg Montgomery, @ San Diego, 9/19/93

Longest Punt, Opponent

78	Paul Maguire, @Buffalo, 9/21/69
78	Marv Bateman, @Buffalo, 9/19/76
74	Chris Hanson, Jacksonville, 11/20/05

AVERAGE GROSS YARDS

Career (minimum 250 attempts)

45.7	Brett Kern , 2009-17
43.6	Greg Montgomery, 1988-93
42.9	Craig Hentrich, 1998-2009
42.1	Jim Norton, 1960-68

Season

47.6	Brett Kern , 2012
47.4	Brett Kern , 2015
47.2	Craig Hentrich, 1998
46.9	Greg Montgomery, 1992

INDIVIDUAL RECORDS: PUNTING

46.8 **Brett Kern**, 2014
 45.6 Greg Montgomery, 1993
 45.0 Greg Montgomery, 1990

Game (4 punts)

59.2 Greg Montgomery vs. Buffalo, 12/27/92
 57.6 Greg Montgomery @ San Diego, 9/19/93
 57.5 Craig Hentrich vs. Jacksonville, 11/4/01
 56.8 **Brett Kern** vs. Seattle, 9/24/17
 56.5 **Brett Kern** vs. Cincinnati, 11/12/17
 55.3 Craig Hentrich vs. Pittsburgh, 11/15/98
 54.9 **Brett Kern** @ Miami, 10/8/17
 54.7 **Brett Kern** vs. Indianapolis, 12/28/14
 54.4 Brett Kern @ New England, 12/20/15
 53.5 **Brett Kern** @ Seattle, 1/3/10

Game, Opponent (4 punts)

58.3 Rohn Stark, @ Indianapolis, 9/13/92
 55.4 Brad Maynard, vs. N.Y. Giants, 10/1/00
 55.3 Dave Jennings, @ N.Y. Giants, 12/5/82
 55.1 Paul Maguire, @ Buffalo, 9/21/69
 55.0 Lee Johnson, vs. Cincinnati, 10/24/93
 55.0 Chris Jones, vs. Dallas, 9/14/14

AVERAGE NET YARDS
(SINCE 1976)**Career (minimum 250 attempts)**

40.3 **Brett Kern**, 2009-17
 37.2 Craig Hentrich, 1998-09
 36.6 Greg Montgomery, 1988-93
 32.3 Cliff Parsley, 1977-82

Season (minimum 40 attempts per 16 games)

40.8 **Brett Kern**, 2014
 40.4 **Brett Kern**, 2012
 40.3 **Brett Kern**, 2015
 39.7 **Brett Kern**, 2013
 39.4 **Brett Kern**, 2011
 39.2 Craig Hentrich, 1998
 39.1 Greg Montgomery, 1993
 39.1 **Brett Kern**, 2010
 38.6 **Brett Kern**, 2016
 38.1 Craig Hentrich, 1999
 38.0 Craig Hentrich, 2004
 38.0 Reggie Roby, 1996

Game (minimum 4 punts)

50.2 **Brett Kern** @ Miami, 10/8/17
 49.8 Greg Montgomery vs. San Diego, 9/19/93
 49.4 Greg Montgomery vs. Buffalo, 12/27/92
 49.0 **Brett Kern** @ Jacksonville, 11/25/12
 48.8 **Brett Kern** @ Baltimore, 11/9/14
 48.7 **Brett Kern** vs. Houston, 10/26/14
 48.6 **Brett Kern** @ San Diego, 9/16/12

48.5 Craig Hentrich vs. Jacksonville, 11/4/01
 48.2 **Brett Kern** vs. Seattle, 9/24/17
 48.0 **Brett Kern** @ Miami, 11/11/12
 47.2 **Brett Kern** @ New England, 12/20/15
 47.0 **Brett Kern** @ Indianapolis, 1/3/16
 46.8 **Brett Kern** vs. Baltimore, 11/5/17
 46.6 **Brett Kern** @ Houston, 9/15/13
 46.5 **Brett Kern** @ Seattle, 1/3/10

Game, Opponent (minimum 4 punts)

59.5 Rohn Stark, @ Indianapolis, 9/13/92
 50.0 Pat McAfee, vs. Indianapolis, 9/27/15
 49.8 Pat McAfee, @ Indianapolis, 12/9/12
 49.5 Shane Lechler, vs. Oakland, 9/12/10
 49.4 Matt Haack, @ Miami, 10/8/17
 49.3 Josh Miller, vs. Pittsburgh, 11/21/99
 49.0 Kevin Huber, @ Cincinnati, 9/21/14
 48.0 Ben Graham, vs. Arizona, 11/29/09
 48.0 Brian Hansen, vs. N.Y. Jets, 12/24/94
 47.7 Kevin Huber, vs. Cincinnati, 11/12/17

INDIVIDUAL RECORDS: PUNT RETURNS

Most Seasons Leading Team

5 Carl Roaches, 1980-84
 5 Derrick Mason, 1998-2001, 2004
 4 Billy Johnson, 1974-80
 4 Bobby Jancik, 1962-67

Most Consecutive Seasons Leading Team

5 Carl Roaches, 1980-84
 4 Billy Johnson, 1974-80
 4 Bobby Jancik, 1962-67
 4 Derrick Mason, 1998-2001

PUNT RETURNS

Career

182 Derrick Mason, 1997-2004
 155 Billy Johnson, 1974-80
 151 Carl Roaches, 1980-84
 104 Willie Drewrey, 1985-88, 1993
 102 Marc Mariani, 2010-11, 2016

Season

51 Derrick Mason, 2000
 47 Carl Roaches, 1980
 46 Marc Mariani, 2011
 41 Willie Drewrey, 1993
 40 Billy Johnson, 1975
 39 Carl Roaches, 1981
 38 Billy Johnson, 1976

Game

8 Pacman Jones, @ Miami, 12/24/05
 7 Billy Johnson, vs. Tampa Bay, 9/12/76
 7 Willie Drewrey, vs. Indianapolis, 11/23/86

Game, Opponent

7 Mike Fuller, San Diego, 12/17/78
 7 Ron Fellows, Dallas, 12/13/82
 7 Eric Metcalf, Cleveland, 11/8/92
 6 6 times, last by Travis Benjamin, @ Cleveland, 9/20/15

YARDS GAINED

Career

2,040 Billy Johnson, 1974-80
 1,590 Derrick Mason, 1997-2004
 1,095 Carl Roaches, 1980-84
 1,054 Marc Mariani, 2010-11, 2016
 771 Willie Drewrey, 1985-88, 1993

Season

662 Derrick Mason, 2000
 612 Billy Johnson, 1975
 539 Billy Johnson, 1977

Game

160 Darius Reynaud, vs. Jacksonville, 12/30/12
 127 Billy Johnson, vs. Cincinnati, 10/5/75
 117 Derrick Mason, vs. Cleveland, 11/19/2000
 113 Billy Johnson, @ San Francisco, 12/7/75
 110 Billy Johnson, vs. Cleveland, 10/16/77
 104 Billy Johnson, @ Cleveland, 9/22/74
 104 Carl Roaches, @ Cincinnati, 9/28/80
 103 Billy Johnson, vs. N.Y. Jets, 9/18/77
 103 Marc Mariani, @ Carolina, 11/13/11
 101 Pacman Jones, vs. New England, 12/31/06

Game, Opponent

161 Pete Athas, New Orleans, 10/3/76
 154 Travis Benjamin, @ Cleveland, 9/20/15
 133 Bruce Taylor, San Francisco, 11/15/70
 126 Billy Johnson, Boston, 11/5/67
 105 Dennis Northcutt, Cleveland, 9/22/02
 102 R.W. McQuarters, Chicago, 11/14/04
 100 Jon Stagers, Green Bay, 11/19/72

INDIVIDUAL RECORDS: PUNT RETURNS

Longest Punt Return (All TDs)

90	Pacman Jones, @ Philadelphia, 11/19/06
87	Billy Johnson, vs. Cleveland, 10/16/77
87	Marc Mariani, vs. Washington, 11/21/10
83	Billy Johnson, vs. Miami, 11/16/75

Longest Return, Opponent (All TDs)

93	Bill Baird, N.Y. Jets, 11/10/63
85	Jon Stagers, Green Bay, 11/19/72
83	Phillip Buchanan, @ Oakland, 9/29/02
82	Keith Moody, Buffalo, 10/15/78
82	Corey Sawyer, Cincinnati, 9/25/94

YARDAGE AVERAGE

Career
13.2 Billy Johnson, 1974-80

Season
15.4 Billy Johnson, 1977

TOUCHDOWNS

Career
5 Billy Johnson, 1974-80
4 Pacman Jones, 2005-06

Season
3 Billy Johnson, 1975
3 Pacman Jones, 2006

Game

2	Darius Reynaud, vs. Jacksonville (69 and 81 yards), 12/30/12
1	19 times, last by Tommie Campbell (65 yds), vs. Detroit, 9/23/12

Game, Opponent

1	15 times, last by Jakeem Grant (74 yds), @ Miami, 10/9/16
---	---

INDIVIDUAL RECORDS: KICKOFF RETURNS

KICKOFF RETURNS

Most Seasons Leading Team

4	Billy Jancik, 1962-67
4	Billy Johnson, 1974-80
4	Carl Roaches, 1980-84

Most Consecutive Seasons Leading Team

4	Billy Johnson, 1974-77
---	------------------------

Career

158	Bobby Jancik, 1962-67
156	Derrick Mason, 1997-2004
150	Carl Roaches, 1980-84
121	Billy Johnson, 1974-80
118	Marc Mariani, 2010-11, 2016
111	Mel Gray, 1995-97

Season

60	Marc Mariani, 2010
53	Darius Reynaud, 2012
53	Mel Gray, 1995
50	Mel Gray, 1996
50	Bobby Wade, 2006
45	Bobby Jancik, 1963
43	Pacman Jones, 2005
42	Mike Archie, 1998
42	Derrick Mason, 2000

Game

8	Bobby Jancik, vs. Boston, 12/8/63
8	Bobby Jancik, @ Oakland, 12/22/63
8	Jason McAddley, vs. Denver, 12/25/04

Game, Opponent

8	Brian Baschnagel, Chicago, 11/6/77
8	Antonio Chatman, @ Green Bay, 12/12/04
7	Bo Roberson, @ Oakland, 12/22/63
7	Glyn Milburn, Denver, 11/26/95
7	David Dunn, @ Cincinnati, 9/24/95
7	Aveion Cason, @ Detroit, 11/27/08

7	Deji Karim, @ Jacksonville, 10/18/10
---	--------------------------------------

YARDS GAINED

Career
4,185 Bobby Jancik, 1962-67
3,496 Derrick Mason, 1997-2004
3,276 Carl Roaches, 1980-84
2,902 Billy Johnson, 1974-80
2,838 Marc Mariani, 2010-11, 2016
2,592 Mel Gray, 1995-97

Season

1,530	Marc Mariani, 2010
1,317	Bobby Jancik, 1963
1,240	Darius Reynaud, 2012
1,224	Mel Gray, 1996
1,194	Bobby Wade, 2006
1,183	Mel Gray, 1995
1,132	Derrick Mason, 2000
1,127	Pacman Jones, 2005

Game

240	Bobby Jancik, @ Oakland, 12/22/63
221	Bobby Jancik, vs. Boston, 12/8/63
209	Leon Washington, @ Denver, 12/8/13

Game, Opponent

185	Brian Baschnagel, Chicago, 11/6/77
178	Glyn Milburn, Denver, 11/26/95
168	Deji Karim, @ Jacksonville, 10/18/10
167	LaRod Stephens-Howling, Arizona, 11/29/09

Longest Kickoff Return (All TDs)

105	Darius Reynaud, vs. Detroit, 9/23/12
104	Ken Hall, @ N.Y. Titans, 10/23/60
103	Bob Gresham, @ Cincinnati, 9/23/73

101	Derrick Mason, @ Cincinnati, 11/18/01
100	Marc Mariani (16 yards) & Tommie Campbell (84 yards), vs. Tampa Bay, 11/27/11
98	Marc Mariani, vs. Denver, 10/3/10
97	Carl Roaches, vs. Pittsburgh, 9/18/83
96	Carl Roaches, vs. Cincinnati, 10/4/81

Longest Kickoff Return, Opponent (All TDs)

107	Josh Huff, @ Philadelphia, 11/23/14
101	Eric Metcalf, Cleveland, 12/9/90
100	Art Baker, @ Buffalo, 9/9/62
100	Goldie Sellers, @ Denver, 10/2/66
99	Tremain Mack, @ Cincinnati, 11/14/99
99	LaRod Stephens-Howling, Arizona, 11/29/09
98	Alvis Whitted, Jacksonville, 12/26/99
97	Marc Logan, Miami, 10/1/89

AVERAGE YARDAGE

Career (75 returns)

26.5	Bobby Jancik, 1962-67
24.1	Marc Mariani, 2010-11, 2016
24.0	Billy Johnson, 1974-80
23.4	Mel Gray, 1995-97
22.4	Derrick Mason, 1997-2004
21.8	Carl Roaches, 1980-84

Season

31.3	Ken Hall, 1960
30.3	Bobby Jancik, 1962

TOUCHDOWNS

Career

2	Billy Johnson, 1974-80
2	Carl Roaches, 1980-84

INDIVIDUAL RECORDS: KICKOFF RETURNS

Season	Game, Opponent
1 16 times, last by Darius Reynaud, 2012	1 12 times, last by Josh Huff, @ Philadelphia, 11/23/14
Game 1 16 times, last by Darius Reynaud, vs. Detroit, 9/23/12	

INDIVIDUAL RECORDS: COMBINED YARDS

Combined Yards = Rushing + Receiving + Interception Returns + Kickoff Returns + Punt Returns + Fumble Returns	Season	Game	
7,500	Drew Hill, 1985-91 (1 rushing, 7,477 receiving, 22 KO returns)	1,981	Earl Campbell, 1980, (1,934 rushing, 47 rec.)
7,421	Ken Burrough, 1971-81 (6,907 receiving, 455 KO returns, 59 rushing)	1,962	Eddie George, 2000 (1,509 rushing, 453 rec.)
Career			
12,153	Eddie George, 1996-03 (10,009 rushing, 2,144 receiving)	Game 373	Billy Cannon, @ N.Y. Titans, 12/10/61
11,202	Derrick Mason, 1997-2004 (6,114 rec., 3,496 KO returns, 1,590 PR, 2 rushing)		
9,985	Chris Johnson, 2008-2013 (7,966 rushing, 2,003 receiving, 17 KO returns)		
9,292	Earl Campbell, 1978-84 (8,574 rushing, 718 receiving)		
8,704	Ernest Givins, 1986-94 (7,935 receiving, 397 PR, 345 rushing, 27 KO returns)		
	Season		
	2,690	Derrick Mason, 2000 (1 rushing, 895 receiving, 1,132 kickoff returns, 662 punt returns)	
	2,509	Chris Johnson, 2009 (2,006 rushing, 503 receiving)	
	2,043	Billy Cannon, 1961, (948 rushing, 586 receiving, 70 punt returns, 439 kickoff returns)	
	2,004	Derrick Mason, 2001, (1,128 receiving, 748 kick returns, 128 punt returns)	

INDIVIDUAL RECORDS: YARDS FROM SCRIMMAGE

Scrimmage Yards = Rushing + Receiving	Season	Game
	249	Eddie George, vs. Oakland, 12/9/99
Career		
12,153	Eddie George, 1996-2003 (10,009 rushing, 2,144 receiving)	
9,968	Chris Johnson, 2008-2013 (7,966 rushing, 2,003 receiving)	
9,292	Earl Campbell, 1978-1984 (8,574 rushing, 718 receiving)	
8,280	Ernest Givins, 1986-1994 (345 rushing, 7,935 receiving)	
7,478	Drew Hill, 1985-1991 (1 rushing, 7,477 receiving)	
	Season	
	*2,509	Chris Johnson, 2009 (2,006 rushing, 503 receiving)
	1,981	Earl Campbell, 1980 (1,934 rushing, 47 receiving)
	1,962	Eddie George, 2000 (1,509 rushing, 453 receiving)
	* Denotes NFL Record	
	Game	
	330	Billy Cannon, @ N.Y. Titans, 12/10/61
	284	Chris Johnson, vs. Houston, 9/20/09

INDIVIDUAL RECORDS: INTERCEPTIONS

Most Seasons Leading Team	Season	Game	
5	Darryll Lewis, 1991-98	3	Nine players, last by Kevin Byard, @ Cleveland, 10/22/17
4	Samari Rolle, 1998-04		
4	Michael Griffin, 2008, 2010-1		
3	Jason McCourty, 2011, 2012, 2014	Game, Opponent	
3	Jim Norton, 1960-68	4	Bobby Hunt, @ Kansas City, 10/4/64
		3	8 times, last by Glover Quin, @ Houston, 11/28/10
Most Consecutive Seasons Leading Team			
5	Darryll Lewis, 1994-98		
Career			
45	Jim Norton, 1960-68	Consecutive Games Intercepted By	
31	Cris Dishman, 1988-96	5	Pete Jaquess, 1964
30	Freddy Glick, 1961-66	4	Freddy Glick, 1963
27	Tony Banfield, 1960-6	4	Jim Norton, 1967
		4	Miller Farr, 1967
		4	Cris Dishman, 1991, 1993
	Season		
	27	W.K. Hicks, 1964-69	
	27	Darryll Lewis, 1991-98	
	26	Mike Reinfeldt, 1976-83	
	25	Ken Houston, 1967-72	
	25	Michael Griffin, 2007-1	
	24	Zeke Moore, 1967-77	
	23	Willie Alexander, 1971-79	
	23	Samari Rolle, 1998-2004	
	Season		
	12	Freddy Glick, 1963	
	12	Mike Reinfeldt, 1979	
	10	Miller Farr, 1967	

INDIVIDUAL RECORDS: INTERCEPTIONS

4	Bo Orlando, 1991
4	Michael Griffin, 201

YARDS GAINED

Career

650	Ken Houston, 1967-72
592	Jim Norton, 1960-68
540	Darryll Lewis, 1991-98
457	W.K. Hicks, 1964-69

Season

264	Miller Farr, 1967
220	Ken Houston, 1971
205	Mike Reinfeldt, 1979

Game

128	Miller Farr, @ N.Y. Jets, 10/15/67
115	Michael Griffin, vs. Pittsburgh, 12/21/08
109	Zach Brown, vs. Jacksonville, 12/30/12

Game, Opponent

177	Charlie McNeil, @ San Diego, 9/24/61
108	Bobby Hunt, @ Kansas City, 10/4/64
100	Rod Woodson, @ Oakland, 9/29/02

Longest Interception Returns (All TDs)

99	Cortland Finnegan, vs. Houston, 9/21/08
98	Pete Jaquess, @ Oakland, 9/19/64
98	Darryll Lewis, @ Chicago, 10/22/95
97	Jordan Babineaux, @ Cleveland, 10/2/11
95	Willie Alexander, @ Green Bay, 9/25/77

Longest Interception Returns, Opponent (All TDs)

98	Bob Suci, @ Boston, 11/1/63
95	Marlon McCree, @ Houston, 12/21/03
91	Booker Edgerson, @ Buffalo, 11/1/64
86	Glen Edwards, Pittsburgh, 9/30/73
85	Adam Archuleta, @ St. Louis, 9/25/05
82	Rod Woodson, @ Oakland, 9/29/02

TOUCHDOWNS

Career

9	Ken Houston, 1967-72
5	Miller Farr, 1967-69
5	Darryll Lewis, 1991-98

Season

4	Ken Houston, 1971
---	-------------------

Game

2	Zach Brown, vs. Jacksonville, 12/30/12
2	Miller Farr, vs. Buffalo, 12/7/68
2	Ken Houston, vs. San Diego, 12/19/71

Game, Opponent

2	Lemar Parrish, Cincinnati, 12/17/72
1	many times, last by John Simon, vs. Indianapolis, 10/16/17

INDIVIDUAL RECORDS: SACKS

Career

105	Elvin Bethea, 1968-83
74.5	Ray Childress, 1985-95
66	Jesse Baker, 1979-87

Season

17	Elvin Bethea, 1973
15.5	Jesse Baker, 1979
15	William Fuller, 1991
14.5	Jevon Kearse, 1999

Game

4	Ed Hussmann, vs. Dallas, 11/4/62
4	Ed Hussmann, vs. N.Y. Jets, 11/14/62

4	Elvin Bethea, @ San Diego, 10/17/76
4	Jesse Baker, vs. Kansas City, 9/16/79
4	William Fuller, vs. Pittsburgh, 11/28/93
3.5	Jason Jones, vs. Pittsburgh, 12/21/08
3	34 times, last by Kyle Vanden Bosch, vs. NY Jets, 12/23/07

Consecutive Games, One or More Sacks

8	Curley Culp, 1974-75
8	Jevon Kearse, 1999
7	Sean Jones, 1990
6	Jesse Baker, 1979

6	Jesse Baker, 1981-82
6	Jevon Kearse, 2003
5	Brian Orakpo , 2016
5	William Fuller, 1991

Most Games with Two or More Sacks, Career

26	Elvin Bethea, 1968-83
13	Jesse Baker, 1979-87
13	Ray Childress, 1985-95
12	Sean Jones, 1988-93
9	Jevon Kearse, 1999-2003

INDIVIDUAL RECORDS: FUMBLE RETURNS

Opponents' Fumble Returned for TD's, Career

4	Keith Bulluck, 2000-09
3	Doug Cline, 1960-66
3	Marcus Robertson, 1991-2000
2	Johnny Peacock, 1969-70
2	Robert Lyles, 1984-90
2	Ray Childress, 1985-95
2	Cris Dishman, 1988-96
2	Antwan Odom, 2004-07
2	Jason McCourty, 2009-16

Opponents' Fumble Returned for TD's, Season

2	Doug Cline, 1961
2	Marcus Robertson, 1997
2	Antwan Odom, 2005

Opponents' Fumble Returned for TD's, Game

1	55 times, last by DaQuan Jones vs. Houston, 1/1/17
---	---

Longest Fumble Return (All TDs)

96	C.L. Whittington, @ New Orleans, 10/3/76
93	Robert Lyles, @ Cincinnati, 10/19/86
92	Cortland Finnegan, vs. Jacksonville, 12/17/06

INDIVIDUAL RECORDS: BLOCKED KICKS

Blocked Punts Returned for Touchdowns, Career

2 Cris Dishman, 1988-96

Blocked Punts Returned for Touchdowns, Game

1 13 times, last by **Jason McCourty**, vs. Indianapolis, 10/30/11

Blocked Field Goals Returned for Touchdowns, Game

1 Mark Johnston, 62 yards (11/26/61 vs. Denver)

1 Tony Banfield, 50 yards (12/9/62 vs. Oak.)
 1 Ken Houston, 71 yards (10/15/67 @ N.Y. Jets)
 1 Donald Mitchell, 69 yards (10/21/01 @ Detroit)

Blocked Field Goal, Last Time

1 **Brian Orakpo** at New Orleans, 11/8/15

Blocked Punt, Last time

1 Tim Shaw vs. Pittsburgh, 10/11/12

TEAM RECORDS: GAMES WON & LOST

GAMES WON

Most Consecutive Games Won

13 (Dec. 16, 2007-Nov. 16, 2008)
 11 (Oct. 17, 1993-Jan. 2, 1994)

Most Consecutive Games Without Defeat

13 (Dec. 16, 2007-Nov. 16, 2008)
 11 (Oct. 13, 1961-Sept. 9, 1962)
 11 (Oct. 17, 1993-Jan. 2, 1994)

Most Games Won, Season

13 (1999, 2000, 2008)
 12 (1993, 2003)
 11 (1962, 1979, 1980, 1991, 2002)

Most Consecutive Games Won, Season

11 (Oct. 17, 1993-Jan. 2, 1994)

Most Consecutive Games Won, Start of Season

10 (Sept. 7-Nov. 16, 2008)
 3 (Sept. 12-Sept. 26, 1999)
 3 (Sept. 1-Sept. 16, 1991)

Most Consecutive Games Won, End of Season

11 (Oct. 17, 1993-Jan. 2, 1994)

Most Consecutive Games Without Defeat, Season

11 (Oct. 17, 1993-Jan. 2, 1994)

Most Consecutive Games w/out Defeat, Start of Season

10 (Sept. 7-Nov. 16, 2008)
 3 (Sept. 12-Sept. 26, 1999)
 3 (Sept. 1-Sept. 16, 1991)

Most Consecutive Games w/out Defeat, End of Season

11 (Oct. 17, 1993-Jan. 2, 1994)

Most Home Games Won, Season

8 (1999)
 7 (1988, 1991, 1993, 2000, 2003, 2008)

Most Consecutive Home Games Won

12 (Sept. 12, 1999-Nov. 5, 2000)
 10 (Oct. 6, 2002-Nov. 16, 2003)
 9 (Dec. 6, 1987-Nov. 20, 1988)
 9 (Nov. 26, 1990-Nov. 17, 1991)

Most Consecutive Home Games Without Defeat

12 (Sept. 12, 1999-Nov. 5, 2000)
 10 (Oct. 6, 2002-Nov. 16, 2003)
 9 (Dec. 6, 1987-Nov. 20, 1988)
 9 (Nov. 26, 1990-Nov. 17, 1991)

Most Road Games Won, Season

6 (1996, 2000, 2008)

Most Consecutive Road Games Won

8 (Dec. 16, 2007-Nov. 27, 2008)
 5 (Oct. 29, 1961-Sept. 9, 1962)
 5 (Oct. 17-Dec. 25, 1993)
 5 (Nov. 19, 2006-Sept. 24, 2007)

Most Consecutive Road Games Without Defeat

8 (Dec. 16, 2007-Nov. 27, 2008)
 6 (Oct. 13, 1961-Sept. 9, 1962)

Most Shutout Games Won or Tied, Season

2 (1966, 1977, 1993)

Overtime Wins, Regular Season

30-27 (@ Cincinnati, 9/23/79)
 27-24 (vs. N.Y. Jets, 10/28/79)
 23-20 (vs. Pittsburgh, 12/2/84)
 17-14 (@ Indianapolis, 9/4/88)
 26-23 (vs. Dallas, 11/10/91)
 23-20 (vs. Kansas City, 9/20/92)
 30-27 (@ Cincinnati, 10/6/96)
 24-21 (vs. Oakland, 8/31/97)
 17-14 (vs. Kansas City, 9/10/00)
 31-28 (vs. Tampa Bay, 10/14/01)
 32-29 (@ N.Y. Giants, 12/1/02)
 26-20 (@ Houston, 12/10/06)
 19-16 (vs. Green Bay, 11/2/08)
 27-24 (vs. Miami, 12/20/09)
 44-41 (vs. Detroit, 9/23/12)

34-28 (@ New Orleans, 11/8/15)

12-9 (@ Cleveland, 10/22/17)

GAMES LOST

Most Consecutive Games Lost

18 (Oct. 9, 1972-Oct. 28, 1973)

Most Consecutive Games Without a Victory

18 (Oct. 9, 1972-Oct. 28, 1973)

Most Games Lost, Season

14 (1983, 1994, 2014)

Most Consecutive Games Lost, Season

11 (Oct. 9-Dec. 17, 1972)

Most Consecutive Games Lost, Start of Season

10 (Sept. 4-Nov. 6, 1983)

Most Consecutive Games Lost, End of Season

11 (Oct. 9-Dec. 17, 1972)

Most Consecutive Games Without Victory, Season

11 (Oct. 9-Dec. 17, 1972)

Most Consecutive Games Without Victory, Start of Season

10 (Sept. 4-Nov. 6, 1983)

Most Consecutive Games Without Victory, End of Season

11 (Oct. 9-Dec. 17, 1972)

Most Consecutive Home Games Lost

13 (Oct. 9, 1972-Dec. 16, 1973)

Most Consecutive Home Games Without Victory

13 (Oct. 9, 1972-Dec. 16, 1973)

Most Consecutive Road Games Lost

23 (Sept. 27, 1981-Nov. 4, 1984)

TEAM RECORDS: GAMES WON & LOST

Most Consecutive Road Games Without Victory

23 (Sept. 27, 1981-Nov. 4, 1984)

Most Shutout Games Lost or Tied, Season

2 (1972, 1985)

TIE GAMES

Ties

31-31 (@ Boston, 10/13/61)
 28-28 (@ N.Y. Jets, 10/15/67)
 31-31 (vs. Cincinnati, 11/9/69)
 20-20 (@ Denver, 11/16/69)
 31-31 (@ San Diego, 10/25/70)
 13-13 (vs. New Orleans, 10/3/71)

Most Tie Games, Season

2 (1969)

TEAM RECORDS: SCORING

Most Points, Season

513 (1961)
 435 (2003)
 424 (1988)

Fewest Points, Season

136 (1982, nine games)
 199 (1967)

Most Points, Game

58 (vs. Cleveland, 12/9/90)
 56 (vs. N.Y. Titans, 10/14/62)
 55 (vs. Oakland, 9/9/61)
 55 (at Denver, 11/5/61)
 49 (vs. San Diego, 12/19/71)
 49 (at Oakland, 12/22/63)
 49 (vs. N.Y. Titans, 11/19/61)
 48 (vs. Cincinnati, 10/14/90)
 48 (at N.Y. Titans, 12/10/61)
 48 (at Green Bay, 10/11/04)

Most Points, Both Teams, Game

101 (Oakland 52, Oilers 49, @ Oakland, 12/22/63)
 88 (Buffalo 47, Oilers 41, @ Houston, 9/24/89)

Fewest Points, Game

0 (19 times, last @ Houston, 11/28/10)

Fewest Points, Both Teams, Game

6 (Oilers 6, Pittsburgh 0, @ Houston, 12/4/80)

Most Points, Shutout Victory, Game

55 (Oilers vs. Oakland, 9/9/61)

Fewest Points, Shutout Victory, Game

6 (Oilers vs. Pittsburgh, 12/4/80)

Largest Margin of Victory, Game

55 (Oilers 55, Oakland 0, @ Houston, 9/9/61)

Largest Margin of Defeat, Game

59 (Titans 0 at New England 59, 10/18/09)

54 (Oilers 7 at Cincinnati 61, 12/17/89)

Smallest Margin of Victory, Game

1 (11 times, last Titans 16, Lions 15, @ Det., 9/18/16)

Smallest Margin of Defeat, Game

1 (20 times, last Bills 14 @ Titans 13, 10/11/15)

Most Points Overcome to Win Game

23 (Oilers @ New England, 11/12/78)

Most Points, One Half

45 (vs. Cleveland, 12/9/90)

Most Points, First Quarter

24 (@ Indianapolis, 12/5/04)
 21 (vs. Green Bay, 11/13/16)
 21 (@ Tampa Bay, 9/13/15)
 21 (vs. Houston, 12/19/10)
 21 (@ Detroit, 11/27/08)
 21 (vs. St. Louis, 10/31/99)

Most Points, Second Quarter

31 (vs. Cleveland, 12/9/90)

Most Points, Third Quarter

28 (twice, last vs. San Diego, 12/19/71)

Most Points, Fourth Quarter

27 (vs. Philadelphia, 10/24/10)
 24 (vs. Denver, 11/26/61)
 24 (vs. N.Y. Giants, 11/26/06)
 24 (vs. Buffalo, 11/15/09)

Most Consecutive Games Scoring

160 (Nov. 14, 1999 - Dec. 21, 2008)
 155 (Dec. 3, 1989 - Oct. 31, 1999)
 121 (1977-85)

TOUCHDOWNS

Most Touchdowns, Season

66 (1961)

Fewest Touchdowns, Season

18 (1967)

Most Touchdowns, Game

8 (Oilers vs. N.Y. Titans, 10/14/62;
 Oilers vs. Clev., 12/9/90)

Most Touchdowns, Both Teams, Game

14 (Oilers 7, Oakland 7, @ Oakland, 12/22/63)

POINTS AFTER TOUCHDOWN

Most PATs, Season

65 (1961)

Most PATs, Game

8 (Oilers vs. N.Y. Titans, 10/14/62)
 7 (four times, last vs. Cleveland, 12/9/90)

Most PATs, Both Teams, Game

14 (Oilers 7, Oakland 7, @ Oakland, 12/22/63)

TWO-POINT CONVERSIONS

Most Two-Point Conversions, Season

4 (1994)

Most Two-Point Conversions, Opponent, Season

4 (1999)
 4 (1998)

Most Two-Point Conversions, Game

2 (vs. N.Y. Jets, 9/10/06)
 1 (27 times, last at N.Y. Jets, 12/13/15)

Most Two-Point Conversions, Opponent, Game

3 (@ Pittsburgh, 11/1/98)

Most Two-Point Conversion Attempts, Season

7 (1994)

TEAM RECORDS: SCORING

Most Two-Point Conversion Attempts, Opp., Season

6 (1999)

FIELD GOALS

Most Field Goals Attempted, Season

40 (1969)
39 (2007)
38 (1996)
37 (1989)

Most Field Goals Attempted, Game

8 (at Houston, 10/21/07)
6 (four times, last vs. Atlanta, 12/5/93)

Most Field Goals Attempted, Both Teams, Game

10 (Buffalo 7, @ Oilers 3, 12/5/65)
9 (Tennessee 6, @ New England 3, 10/5/03)

9 (Washington 6, @ Tennessee 3, 11/21/10)
9 (Detroit 4, @ Tennessee 5, 9/23/12)
9 (Tennessee 3, @ Oakland 6, 11/24/13)
8 (Tennessee 3, @ Buffalo 5, 12/24/06)
8 (Tennessee 8, @ Houston 0, 10/21/07)
8 (Green Bay 3, @ Tennessee 5, 11/2/08)
8 (Pittsburgh 4, @Tennessee 4, 10/11/12)
8 (Oakland 4, @Tennessee 4, 9/10/17)
8 (Indianapolis 3, @ Tennessee 5, 10/16/17)
8 (Tennessee 5, @ Cleveland 3, 10/22/17)

Most Field Goals, Season

36 (1998)
35 (2007)

32 (1996)
29 (1993, 2008, 2011)

Fewest Field Goals, Season

8 (1968)

Most Field Goals, Game

8 (@ Houston, 10/21/07)
5 (vs. Miami, 9/28/69; @Philadelphia, 12/3/00)

Most Field Goals, Both Teams, Game

8 (Tennessee 3, @ Buffalo 5, 12/24/06)
8 (Tennessee 8, @ Houston 0, 10/21/07)
8 (Indianapolis 3, @ Tennessee 5, 10/16/17)
7 (17 times, last Tennessee 4, @ Cleveland 3, 10/22/17)

TEAM RECORDS: FIRST DOWNS

Most First Downs, Season

376 (1990)

Fewest First Downs, Season

138 (1982, nine games)
199 (1976)

Most First Downs, Game

34 (vs. Cleveland, 12/9/90)

Fewest First Downs, Game

4 (at Cleveland, 10/21/73)
5 (vs. Jacksonville, 12/17/06)

Most First Downs, Both Teams, Game

57 (Tennessee 21, Detroit 36, @ Tennessee, 9/23/12, OT)
56 (Tennessee 32, Arizona 24, @ Tennessee, 12/15/13, OT)
56 (Houston 33, Buffalo 23, @ Houston, 9/24/89, OT)
55 (Tennessee 24, San Diego 31, @ San Diego, 11/6/16)

55 (Tennessee 31, NYG 24, @ New York, 12/1/02, OT)

Most First Downs Rushing, Season

155 (1980)

Fewest First Downs Rushing, Season

52 (1982, nine games)
62 (1971)

Most First Downs Rushing, Game

17 (twice, last @ Green Bay, 12/14/80)

Fewest First Downs Rushing, Game

0 (five times, last @ N. . Jets, 12/13/15)

Most First Downs Passing, Season

251 (1990)

Fewest First Downs Passing, Season

81 (1982, nine games)
86 (1967)

Most First Downs Passing, Game

28 (@ Oakland, 12/19/04)

Fewest First Downs Passing, Game

0 (twice, last @ Buffalo, 11/10/85)

Most First Downs By Penalty, Season

37 (2015)
36 (2013)
32 (2016)
30 (1989)

Fewest First Downs By Penalty, Season

5 (1982, nine games)
10 (1967)

Most First Downs By Penalty, Game

7 (@ Atlanta, 9/9/90)

TEAM RECORDS: NET YARDS GAINED

Most Yards Gained, Season

6,288 (1961)
6,222 (1990)

Fewest Yards Gained, Season

2,373 (1982, nine games)
3,191 (1972)

Most Yards Gained, Game

583 (vs. Dallas, 11/10/91, overtime)

Fewest Yards Gained, Game

81 (vs. Dallas, 11/24/74)

TEAM RECORDS: RUSHING

Most Rushing Attempts, Season

616 (1979)
605 (1978)

Fewest Rushing Attempts, Season

225 (1982, nine games)
324 (1965)

Most Rushing Attempts, Game

56 (vs. San Diego, 9/28/75)
55 (vs. Oakland, 9/9/61)

Fewest Rushing Attempts, Game

7 (vs. N.Y. Giants, 12/8/85)
9 (vs. Cincinnati, 10/24/76)
10 (@ San Diego, 9/16/12)

Most Yards Gained Rushing, Season

2,635 (1980)
2,592 (2009)
2,571 (1979)

Fewest Yards Gained Rushing, Season

799 (1982, nine games)
1,106 (1971)

Most Yards Gained Rushing, Game

332 (@ Kansas City, 10/19/08)
305 (vs. Jacksonville, 11/1/09)
296 (vs. Kansas City, 11/27/77)
292 (@ Detroit, 11/27/08)

Fewest Yards Gained Rushing, Game

19 (twice, last vs. San Diego, 12/12/65)

Highest Average Gain Rushing, Season

5.2 (2009)
4.7 (2006)
4.6 (three times, last in 2016)

Most Touchdowns Rushing, Season

26 (1988)

Fewest Touchdowns Rushing, Season

5 (1982, nine games)
6 (2014)
6 (1976)

Most Touchdowns Rushing, Game

5 (vs. L.A. Chargers, 9/18/60)

Fewest Touchdowns Rushing, Game

0 (many times, last at Cleveland, 10/22/17)

TEAM RECORDS: PASSING

Most Passes Attempted, Season

667 (1991)

Fewest Passes Attempted, Season

287 (1982, nine games)
333 (1967)

Most Passes Attempted, Game

68 (@ Buffalo, 11/1/64 — 37 completed)
61 (vs. Oakland, 11/7/65 — 27 completed)
61 (@ Oakland, 12/19/04 — 40 completed)

Fewest Passes Attempted, Game

6 (vs. Cincinnati, 10/4/81)

Most Passes Attempted, Both Teams

98 (Titans 61, Oakland 37, @ Oakland, 12/19/04)
97 (Oilers 44, Denver 53, @ Houston, 12/2/62)
97 (Titans 42, Detroit 55, @ Tennessee, 9/23/12)

Most Passes Completed, Season

411 (1991)

Fewest Passes Completed, Season

144 (1967)

Most Passes Completed, Game

41 (vs. Dallas, 11/10/91 — overtime)

Fewest Passes Completed, Game

1 (vs. Cincinnati, 10/4/81)

Most Yards Gained Passing, Season

4,805 (1990)

Fewest Yards Gained Passing, Season

1,381 (1967)

Most Yards Gained Passing, Game

527 (@ Kansas City, 12/16/90)

Fewest Yards Gained Passing, Game

-7 (@ New England, 10/18/09)

Most Times Sacked, Season

65 (1994)
58 (1985)

Fewest Times Sacked, Season

11 (1962)
12 (2008)

Most Times Sacked, Game

12 (vs. Dallas, 9/29/85)

Most Times Sacked, Both Teams, Game

14 (Oilers 12, Dallas 2, @ Houston, 9/29/85)

Most Touchdowns Passing, Season

48 (1961)

Fewest Touchdowns Passing, Season

9 (2007)

Most Touchdowns Passing, Game

7 (twice, last vs. N.Y. Titans, 10/14/62)

Most Touchdowns Passing, Both Teams, Game

11 (Oilers 5, Oakland 6, @ Oakland, 12/22/63)

Most Passes Had Intercepted, Season

48 (1962)*

Fewest Passes Had Intercepted, Season

9 (2003, 2008)
10 (1998)

Most Passes Had Intercepted, Game

6 (six times, last @ Cleveland, 11/30/86)

TEAM RECORDS: PUNTING

Most Punts, Season

96 (1994)
93 (1979)

Fewest Punts, Season

34 (1990)

Most Punts, Game

11 (three times, last @ Pittsburgh, 12/3/95)

Fewest Punts, Game

0 (five times, last vs. Cincinnati, 10/27/91)

Highest Average Distance, Punting, Season

47.4 (2015)
47.2 (1998)
46.8 (2014)
45.3 (1993)
45.2 (1992)

Highest Average Distance, Punting, Game

59.2 (vs. Buffalo, 12/27/92)

Highest Net Average, Punting, Season

40.8 (2014)
40.3 (2015)
39.4 (2012)

39.4 (2011)
39.2 (1998)
39.2 (2013)

TEAM RECORDS: PUNT RETURNS & KICKOFF RETURNS

PUNT RETURNS

Most Punt Returns, Season

53 (2000)
52 (1968)

Fewest Punt Returns, Season

15 (1960)

Most Punt Returns, Game

10 (vs. Tampa Bay, 9/12/76)

Most Yards, Punt Returns, Season

671 (2000)
620 (1975)

Fewest Yards, Punt Returns, Season

104 (1982, 9 games)
118 (1961)

Highest Average, Punt Returns, Season

15.3 (2012)
15.0 (1977)

Most Touchdowns, Punt Returns, Season

3 (1975, 2006 and 2012)

Most Touchdowns, Punt Returns, Game

2 (vs. Jacksonville, 12/30/12)
1 (19 times, last vs. Detroit, 9/23/12)

KICKOFF RETURNS

Most Kickoff Returns, Season

83 (1983)

Fewest Kickoff Returns, Season

31 (1993)
32 (2011)
33 (2016)
33 (2015)
43 (1961)

Most Kickoff Returns, Game

10 (twice, last at Cincinnati, 12/17/89)

Most Yards, Kickoff Returns, Season

1,835 (2006)

1,721 (1981)

Fewest Yards, Kickoff Returns, Season

589 (1993)
629 (2016)
680 (2015)
832 (2011)
835 (1991)

Highest Average, Kickoff Returns, Season

26.1 (2000)
26.0 (2011)
25.9 (1962)

Most Touchdowns, Kickoff Returns, Season

2 (three times, last in 1983)

Most Touchdowns, Kickoff Returns, Game

1 (16 times, last vs. Detroit, 9/23/12)

TEAM RECORDS: FUMBLES

Most Fumbles, Season

42 (1994)
41 (1985)

Fewest Fumbles, Season

14 (1982, nine games)
17 (1962, 1999, 2011 and 2016)

Most Fumbles, Game

8 (@ Pittsburgh, 12/9/73)

Most Fumbles Lost, Season

25 (1994)

Fewest Fumbles Lost, Season

7 (1967, 2006 and 2016)
8 (2008 and 2011)

Most Fumbles Lost, Game

5 (twice, last vs. Philadelphia, 12/2/91)

Most Opponents' Fumbles Recovered, Season

28 (1977)

Most Opponents' Fumbles Recovered, Game

7 (@ Kansas City, 10/12/69)

Fewest Opponents' Fumbles Recovered, Season

4 (2014)
5 (2012)
6 (2016)
7 (2009)
8 (four times, last in 2015)

TEAM RECORDS: PENALTIES

Fewest Penalties, Season (any)

52 (1982, nine games)
58 (1963)

Fewest Penalties, 16-Game Season

84 (1983)

Most Penalties, Season

148 (1989)

Fewest Penalties, Game

0 (vs. Jacksonville, 12/24/11)
0 (@ Cincinnati, 10/29/72)

0 (@ Buffalo, 11/1/64)
0 (vs. Kansas City, 10/27/63)
0 (vs. Oakland, 12/9/62)

Most Penalties, Game

18 (@ Jacksonville, 1/1/06)

Fewest Yards Penalized, Season (any)

424 (1982, nine games)

Fewest Yards Penalized, 16-Game Season

773 (2007)

Most Yards Penalized, Season

1,150 (twice, last in 1988)

Most Yards Penalized, Game

212 (vs. Baltimore, 10/10/99)

TEAM RECORDS: DEFENSE

SCORING

Fewest Points Allowed, Season

191 (2000)
199 (1967)
226 (1975)

Most Points Allowed, Season

471 (2012)
460 (1983)
447 (1973)

Fewest Points Allowed, Game

0 (15 times, last vs. Dallas, 12/25/00)

Most Points Allowed, Game

61 (twice, last @ Cincinnati, 12/17/89)

Fewest Touchdowns Allowed, Season

18 (1967)

Most Touchdowns Allowed, Season

55 (2012)
53 (1983)

FIRST DOWNS

Fewest First Downs Allowed, Season

183 (1969)

Most First Downs Allowed, Season

358 (2012)
357 (2014)
356 (1985)
356 (2010)

Most First Downs Allowed, Game (since 1991)

39 (@ Denver, 12/8/13)
36 (vs. Detroit, 9/23/12)
34 (@ Cincinnati, 12/4/97)
33 (@ Houston, 10/1/17)

Fewest First Downs Allowed, Rushing, Season

62 (2000)

Most First Downs Allowed, Rushing, Season

147 (1972)

Fewest First Downs Allowed, Passing, Season

89 (1976)

Most First Downs Allowed, Passing, Season

227 (2016)
214 (2010)
211 (2014)
210 (2012)
210 (2009)
197 (2002)

Fewest First Downs Allowed, Penalty, Season

13 (twice, last in 1969)

Most First Downs Allowed, Penalty, Season

48 (1985)

NET YARDS

Fewest Yards Allowed, Season

3,375 (1968)

Most Yards Allowed, Season

6,155 (1985)

Fewest Yards Allowed, Game

26 (vs. Denver, 9/3/66)

Most Yards Allowed, Game

619 (@ New England, 10/18/09)
584 (@ Cincinnati, 12/17/89)
583 (vs. Detroit, OT, 9/23/12)

Fewest Total Plays Allowed, Season

610 (1982, nine games)
840 (1970)

Most Total Plays Allowed, Season

1,139 (2010)
1,099 (2014)
1,091 (1985)

Fewest Total Plays Allowed, Game

36 (vs. Denver, 9/3/66)

Most Total Plays Allowed, Game

92 (vs. Detroit, OT, 9/23/12)
91 (@ Philadelphia, 11/19/06)

91 (@ Denver, 12/8/13)
87 (@ Cleveland, 10/2/11)
86 (vs. Washington, 11/21/10)
85 (three times, last @ Cleveland, 11/30/86, OT)

RUSHING

Fewest Yards Allowed, Rushing, Season

1,027 (1960)

Most Yards Allowed, Rushing, Season

2,814 (1985)

Fewest Yards Allowed, Rushing, Game

-14 (@ Boston, 11/25/60)
4 (vs. Buffalo, 11/23/97)

Most Yards Allowed, Rushing, Game

398 (@ Dallas Texans, 10/1/61)
302 (vs. Kansas City, 10/24/65)

Fewest Touchdowns Allowed, Rushing, Season

5 (1996)

Most Touchdowns Allowed, Rushing, Season

27 (1984)

Fewest Attempts Allowed, Rushing, Season

298 (1982, nine games)
356 (2016)
362 (1962)

Most Attempts Allowed, Rushing, Season

596 (1984)

Fewest Attempts Allowed, Rushing, Game

9 (vs. Denver, 12/11/16)
10 (@ Indianapolis, 12/30/07)
11 (vs. Miami, 10/1/89)

Most Attempts Allowed, Rushing, Game

56 (@ Dallas Texans, 10/1/61)

PASSING

Fewest Net Yards Allowed, Passing, Season

1,671 (1968)

TEAM RECORDS: DEFENSE

Most Net Yards Allowed, Passing, Season

4,307 (2016)
4,139 (2009)
4,084 (2001)

Fewest Net Yards Allowed, Passing, Game

-52 (vs. Cincinnati, 10/31/71)
-16 (vs. Chicago, 11/6/77)

Most Net Yards Allowed, Passing, Game

442 (vs. Detroit, OT, 9/23/12)
426 (@ New England, 10/18/09)
425 (@ Indianapolis, 12/5/04)
407 (@ Oakland, 12/22/63)
405 (vs. Buffalo, 10/11/64)

Fewest Touchdowns Allowed, Passing, Season

10 (1967, 2000)

Most Touchdowns Allowed, Passing, Season

35 (1966)

Fewest Attempts Allowed, Passing, Season

284 (1982, nine games)
324 (1972)

Most Attempts Allowed, Passing, Season

635 (2016)
625 (2010)
604 (2009)
591 (2011)
582 (1993)

Fewest Attempts Allowed, Passing, Game

11 (@ Pittsburgh, 9/11/05)

Most Attempts Allowed, Passing, Game

61 (@ Cleveland, 10/2/11)
59 (@ Denver, 12/8/13)
57 (@ Pittsburgh, 12/19/93)

Fewest Completions Allowed, Season

158 (1968)

Most Completions Allowed, Season

410 (2010)
404 (2009)
388 (2016)
374 (2012)
369 (2011)
349 (2012)
349 (2007)
347 (2014)
344 (2013)
342 (2008)

Fewest Completions Allowed, Game

2 (vs. Denver, 9/3/66)

Most Completions Allowed, Game

43 (vs. Detroit, OT, 9/23/12)
40 (@ Cleveland, 10/2/11)
39 (@ Denver, 12/8/13)
38 (@ New England, 10/18/09)
37 (@ Indianapolis, 11/3/02)
36 (vs. Cleveland, 9/22/02)
36 (vs. Indianapolis, 10/11/09)
36 (vs. New Orleans, 12/11/11)
36 (vs. Denver, 12/11/16)

35 (vs. Denver, 12/20/64)
35 (vs. Denver, 10/3/10)
35 (vs. Houston, 12/19/10)
35 (vs. Baltimore, 11/5/17)

SACKS

Most Sacks, Season

55 (2000)
54 (1999)
52 (1993)
51 (1979)

Fewest Sacks, Season

21 (1966)

Most Sacks, Game

9 vs. N.Y. Titans, 10/14/62
9 vs. Cin., 10/31/71
8 at San Diego, 10/17/76
8 at Buffalo, 11/10/85
8 at Cincinnati, 9/12/82

INTERCEPTIONS

Most Interceptions, Season

36 (1963)

Fewest Interceptions, Season

3 (1982, nine games)*
6 (1972)

Most Interceptions, Game

6 (six times, last vs. Atlanta, 12/5/93)

Most Interceptions, Both Teams, Game

13 (Oilers 5, Denver 8, @ Houston, 12/2/62)

Most Yards Returning Interceptions, Season

676 (1962)

Most Yards Returning Interceptions, Game

245 (@ N.Y. Jets, 10/15/67)

Most TDs, Returning Interceptions, Season

7 (1967)

Most TDs, Returning Interceptions, Game

3 (vs. San Diego, 12/19/71)

PUNT RETURNS

Fewest Opponent Punt Returns, Season

20 (1961)
23 (1990)

Most Opponent Punt Returns, Season

64 (1979)
60 (twice, last in 1976)

Fewest Yards Allowed, Punt Returns, Season

144 (2005)
160 (2000)
186 (1990)

Most Yards Allowed, Punt Returns, Season

748 (1979)
668 (1976)

Lowest Average Allowed, Punt Returns, Season

4.5 (2005)
5.3 (1969)

Highest Average Allowed, Punt Returns, Season

13.9 (2002)
13.6 (1961)

Most Touchdowns Allowed, Punt Returns, Season

3 (2002)
2 (1962, 1965 and 2016)

KICKOFF RETURNS

Fewest Opponent Kickoff Returns, Season

21 (2016)
22 (2015)
26 (1982, nine games)
30 (2011)
31 (2014)
32 (1970, 1986)

Most Opponent Kickoff Returns, Season

81 (2003)
78 (1995, 1996)
76 (1999, 2000)
74 (2002)
71 (1990, 1997, 2009)

Fewest Yards Allowed, Kickoff Returns, Season

462 (2016)
564 (1982, nine games)
599 (2015)
680 (2011)
695 (1986)

Most Yards Allowed, Kickoff Returns, Season

1,714 (2009)
1,675 (1996)
1,596 (1999)
1,587 (2000)
1,528 (1997)

Lowest Average Allowed, Kickoff Returns, Season

15.7 (1992)

Highest Average Allowed, Kickoff Returns, Season

27.6 (2014)
27.2 (2015)
26.1 (2012)
25.0 (2008)
24.9 (1985, 2001)

Most Touchdowns Allowed, Kickoff Returns, Season

2 (1966, 1999)

PUNTING

Most Punts Forced, Season

105 (2000)

TEAM RECORDS: DEFENSE

<p>96 (1976)</p> <p>Fewest Punts Forced, Season</p> <p>38 (1982, 9 games)</p> <p>56 (1964, 1989)</p> <p>Most Punts Forced, Game</p> <p>11 (five times, last vs. Pittsburgh, 11/6/94)</p> <p>Fewest Punts Forced, Game</p>	<p>0 4 times (11/12/78 at New England; 11/5/95 at Cleveland; 12/5/04 at Indianapolis; 9/26/10 at N.Y. Giants)</p> <p>Lowest Punting Average Allowed (Gross), Season</p> <p>37.1 (1960)</p> <p>* Denotes League Record</p>	
--	--	--

ALL-TIME TWO-POINT CONVERSIONS

TITANS

<p>1994 Oilers: 4-7 Run 0-0, Pass 4-7</p> <p>9/4/94 vs. Ind Bucky Richardson to Reggie Brown Good</p> <p>Bucky Richardson to Haywood Jeffries NG</p> <p>10/13/94 vs. Cle Billy Joe Tolliver to Haywood Jeffries Good</p> <p>12/11/94 vs. Sea Billy Joe Tolliver to Haywood Jeffries Good</p> <p>Billy Joe Tolliver to Todd McNair NG</p> <p>12/18/94 vs. KC Billy Joe Tolliver to Webster Slaughter NG</p> <p>12/24/94 vs. NYJ Bucky Richardson to Haywood Jeffries Good</p> <p>1995 Oilers: 2-5 Run 2-3, Pass 0-2</p> <p>10/8/95 vs. Min Rodney Thomas run Good</p> <p>10/22/95 vs. Chi Chris Chandler run Good</p> <p>11/12/95 vs. Cin Will Furrer to Haywood Jeffire NG</p> <p>11/19/95 vs. KC Rich Camarillo to Bruce Matthews NG</p> <p>12/24/95 vs. Buf Rodney Thomas run NG</p> <p>1996 Oilers: 0-0 No Attempts</p> <p>None</p> <p>1997 Oilers: 2-4 Run 1-3, Pass 1-1</p> <p>8/31/97 vs. Oak Eddie George Run Good</p> <p>9/28/97 vs. Pitt Steve McNair to Frank Wycheck Good</p> <p>11/16/97 vs. Jax Rodney Thomas run NG</p> <p>12/14/97 vs. Bal Steve McNair run NG</p> <p>1998 Oilers: 1-4 Pass 0-0, Run 1-4</p> <p>9/27/98 vs. Jax Eddie George run NG</p> <p>10/11/98 vs. Bal Eddie George run NG</p> <p>11/29/98 vs. Sea Eddie George run NG</p> <p>12/20/98 vs. GB Eddie George run Good</p> <p>1999 Titans: 1-3 Pass 1-1, Run 0-2</p> <p>10/3/99 vs. SF Eddie George run NG</p> <p>11/28/99 vs. Cle Frank Wycheck run NG</p> <p>12/5/99 vs. Bal Steve McNair to Jackie Harris Good</p> <p>2000 Titans: 0-0 No Attempts</p> <p>None</p> <p>2001 Titans: 3-4 Pass 3-4, Run 0-0</p> <p>10/14/01 vs. TB Steve McNair to Kevin Dyson Good</p> <p>10/21/01 vs. Det Steve McNair to Drew Bennett Good</p> <p>12/16/01 vs. GB Steve McNair to Kevin Dyson NG</p> <p>Steve McNair to Derrick Mason Good</p> <p>2002 Titans: 2-6 Pass 0-2, Run 2-4</p> <p>9/8/02 vs. Phi Steve McNair run NG</p> <p>Eddie George run Good</p> <p>9/29/02 vs. Oak Steve McNair to Derrick Mason NG</p> <p>Steve McNair to Frank Wycheck NG</p> <p>Eddie George Run NG</p> <p>12/1/02 vs. NYG Steve McNair run Good</p>	<p>2003 Titans: 3-4 Pass 1-2, Run 2-2</p> <p>10/5/03 vs. NE Steve McNair to Tyrone Calico Good</p> <p>12/7/03 vs. Ind Steve McNair Run Good</p> <p>Steve McNair to Derrick Mason NG</p> <p>12/14/03 vs. Buf Robert Holcombe run Good</p> <p>2004 Titans: 1-2 Pass 0-1, Run 1-1</p> <p>9/26/04 vs. Jax Steve McNair to Derrick Mason NG</p> <p>11/21/04 vs. Jax Steve McNair run Good</p> <p>2005 Titans: 0-1 Pass 0-1, Run 0-0</p> <p>10/30/05 vs. Oak Steve McNair to Chris Brown NG</p> <p>2006 Titans: 3-3 Run 2-2, Pass 1-1</p> <p>9/10/06 vs. NYJ Travis Henry run Good</p> <p>Kerry Collins pass to Drew Bennett Good</p> <p>10/1/06 vs. Dal Vince Young run Good</p> <p>2007 Titans: 0-0 No Attempts</p> <p>None</p> <p>2008 Titans: 1-1 Run 0-0, Pass 1-1</p> <p>10/27/08 vs. Ind Kerry Collins pass to Ahmard Hall Good</p> <p>2009 Titans: 1-2 Run 1-1, Pass 0-1</p> <p>10/4/09 at Jax Kerry Collins pass to Nate Washington NG</p> <p>Chris Johnson run Good</p> <p>2010 Titans: 1-2 Run 0-0, Pass 1-2</p> <p>9/19/10 vs. Pit Kerry Collins pass to Kenny Britt Good</p> <p>10/31/10 at SD Vince Young pass incomplete to Chris Johnson NG</p> <p>2011 Titans: 0-0 No Attempts</p> <p>None</p> <p>2012 Titans: 1-1 Run 0-0, Pass 1-1</p> <p>11/4/12 vs. Chi Matt Hasselbeck pass to Kenny Britt Good</p> <p>2013 Titans: 0-0 No Attempts</p> <p>None</p> <p>2014 Titans: 0-1 Run 0-1, Pass 0-0</p> <p>10/26/14 vs. Hou Leon Washington run NG</p> <p>2015 Titans: 3-5 Run 0-1, Pass 3-4</p> <p>9/27/15 vs. Ind Jalston Fowler run NG</p> <p>11/8/15 at NO Marcus Mariota pass to Delanie Walker Good</p> <p>11/29/15 vs. Oak Marcus Mariota pass to Dorial Green-Beckham Good</p> <p>12/13/15 at N.Y. Jets Marcus Mariota pass to Dexter McCluster Good</p> <p>12/27/15 vs. Hou Zach Mettenberger pass to Anthony Fasano NG</p>
--	--

ALL-TIME TWO-POINT CONVERSIONS

TITANS

2016 Titans: 0-5	Run 0-0, Pass 0-5
9/11/16 vs. Min	Marcus Mariota pass to DeMarco Murray NG
9/18/16 at Det	Marcus Mariota sacked NG
10/23/16 vs. Ind	Aborted play, Brett Kern pass to Ryan Succop NG
11/13/16 vs. GB	Marcus Mariota pass to Rishard Matthews NG
12/18/16 at KC	Marcus Mariota pass incomplete NG

2017 Titans: 0-0	Run 0-0, Pass 0-0
Titans Overall Two-Point Statistics: 29-60 (48.3%)	

OPPONENTS

1994 Opponents: 2-2	Run 2-2, Pass 0-0
10/13/94 vs. Cle	Tom Tupa Run Good
12/4/94 vs. Ari	Ronald Moore Run Good
1995 Opponents: 0-2	Run 0-0, Pass 0-2
11/26/95 vs. Den	John Elway to Shannon Sharpe NG
12/17/95 vs. NYJ	Boomer Esiason to Fred Baxter NG
1996 Opponents: 1-3	Run 1-1, Pass 0-2
9/15/96 vs. Bal	Vinny Testaverde pass NG
11/10/96 at NO	Michael Haynes run Good
10/13/96 at Atl	Bobby Hebert pass to Roell Preston NG
1997 Opponents: 0-1	Run 0-0, Pass 0-1
10/5/97 vs. Sea	Rick Tuten (kicking form.) bad snap, inc. pass NG
1998 Opponents: 4-5	Run 0-0, Pass 4-5
11/1/98 vs. Pit	Kordell Stewart to Charles Johnson Good
	Mike Tomczak to Charles Johnson Good
	Mike Tomczak to Will Blackwell Good
11/8/98 vs. TB	Trent Dilfer to Bert Emanuel NG
12/26/98 vs. Min	Randall Cunningham to Randy Moss Good
1999 Opponents: 4-6	Run 0-1, Pass 4-5
9/12/99 vs. Cin	Jeff Blake to Willie Jackson Good
	Ki-Jana Carter run NG
	Jeff Blake to Brian Milne Good
9/19/99 vs. Cle	Tim Couch Pass incomplete NG
10/17/99 vs. NO	B.J. Tolliver to Brett Bech Good
1/2/00 vs. Pit	Mike Tomczak to Hines Ward Good
2000 Opponents: 0-0	No Attempts
None	
2001 Opponents: 1-2	Run 1-1, Pass 0-1
10/7/01 vs. Bal	Elvis Grbac to Brandon Stokley NG
12/2/01 vs. Cle	Jamel White run Good
2002 Opponents: 3-4	Run 0-0, Pass 3-4
11/3/02 vs. Ind	Peyton Manning to Marvin Harrison Good
11/17/02 vs. Pit	Kordell Stewart to Dan Kreider Good
	Antwaan Randle El to Hines Ward Good
12/1/02 vs. NYG	Kerry Collins to Jeremy Shockey NG
2003 Opponents: 0-1	Run 0-0, Pass 0-1
12/14/03 vs. Buf	Drew Bledsoe to Bernard Shaw NG
2004 Opponents: 1-2	Run 0-0, Pass 1-2
9/26/04 vs. Jax	Byron Leftwich to Reggie Williams Good
1/2/05 vs. Det	Joey Harrington to Roy Williams NG
2005 Opponents: 2-2	Run 0-0, Pass 2-2
10/11/05 vs. Hou	David Carr to Corey Bradford Good
11/27/05 vs. SF	Ken Dorsey to Terry Jackson Good
2006 Opponents: 1-2	Run 0-0, Pass 1-2
10/22/06 at Was	Mark Brunell to Santana Moss Good
10/29/06 vs. Hou	Sage Rosenfels to Andre Johnson NG
2007 Opponents: 1-1	Run 0-0, Pass 1-1
10/21/07 at Hou	Sage Rosenfels to Andre Davis Good
2008 Opponents: 0-1	Run 0-1, Pass 0-0
9/21/08 vs. Hou	Aborted kick, Matt Turk run NG
2009 Opponents: 1-1	Run 1-1, Pass 0-0
9/20/09 vs. Mia	Ricky Williams run Good
2010 Opponents: 0-2	Run 0-2, Pass 0-0
10/31/10 at SD	Aborted kick, Kris Brown run NG
11/14/10 at Mia	Ronnie Brown run NG
2011 Opponents: 0-2	Run 0-2, Pass 0-0
12/11/11 vs. NO	Pierre Thomas run NG
1/1/12 at Hou	Snap over Jake Delhomme's head, rec. by Ten. NG
2012 Opponents: 1-2	Run 0-0, Pass 1-2
9/23/12 vs. Det	Matthew Stafford pass to Nate Burleson Good
12/30/12 vs. Jax	Chad Henne pass incomplete NG
2013 Opponents: 1-1	Run 1-1, Pass 0-0
9/15/13 at Hou	Arian Foster run Good
2014 Opponents: 0-1	Run 0-0, Pass 0-0
12/14/14 vs. NYJ	Geno Smith pass incomplete NG
2015 Opponents: 0-1	Run 0-0, Pass 0-1
12/6/15 vs. Jax	Blake Bortles pass incomplete NG
2016 Opponents: 1-3	Run 1-2, Pass 0-1
10/16/16 vs. Cle	Cody Kessler pass incomplete NG
10/27/16 vs. Jax	Blake Bortles run Good
11/13/16 vs. GB	James Starks run NG
2017 Opponents: 0-1	Run 0-0, Pass 0-2
9/17/17 at Jax	Blake Bortles pass incomplete NG
9/24/17 vs. Sea	Russell Wilson pass incomplete NG
Opponents Overall Statistics: 24-49 (49.0%)	

ALL-TIME SHUTOUTS

ALL-TIME DEFENSIVE SHUTOUTS

Date	Opponent	Score
9/9/61	Oakland	55-0
9/10/66	Oakland	31-0
10/16/66	New York	24-0
10/13/68	at Boston	16-0
9/21/75	at New England	7-0
9/12/76	Tampa Bay	20-0
9/18/77	NY Jets	20-0
11/6/77	Chicago	47-0
12/4/80	Pittsburgh	6-0
10/22/89	Pittsburgh	27-0
9/27/92	San Diego	27-0
9/12/93	Kansas City	30-0
1/2/94	NY Jets	24-0
12/17/00	at Cleveland	24-0
12/25/00	Dallas	31-0

ALL-TIME OPPONENT SHUTOUTS

Date	Opponent	Score
12/4/60	at Dallas	0-24
12/1/63	at San Diego	0-27
10/12/69	at Kansas City	0-24
11/2/69	at Boston	0-24
11/1/70	at St. Louis	0-44
9/19/71	at Cleveland	0-31
10/9/72	Oakland	0-34
11/5/72	at Cleveland	0-20
11/25/73	New England	0-32
11/24/74	Dallas	0-10
12/11/76	Pittsburgh	0-21
9/22/85	at Pittsburgh	0-20
11/10/85	at Buffalo	0-20
12/7/86	at San Diego	0-27
11/26/89	at Kansas City	0-34
11/7/99	at Miami	0-17
12/28/08	at Indianapolis	0-23
10/18/09	at New England	0-59
11/28/10	at Houston	0-20

GAME-WINNING FIELD GOALS

The franchise has totaled 44 game-winning field goals since 1960, including three playoff game winners. **Rob Bironas** leads the franchise with 11 game-winning field goals, followed by former Oiler/Titan **Al Del Greco** (1991-00). Bironas' 60-yard field goal vs. Indianapolis (12/3/06) ranks as the longest game-winning field goal in franchise history. A game-winning field goal is defined as one that was the final score of the game and gave the kicker's team the lead at any time in the fourth quarter or overtime.

Date	Opp.	Kicker	Length	Final Score	Date	Opp.	Kicker	Length	Final Score
10/24/65	Kansas City	Spikes	15	38-36	10/14/01	Tampa Bay	Nedney	49	31-28 *
10/31/65	at Buffalo	Blanda	8	19-17	10/21/01	at Detroit	Nedney	46	27-24
10/26/69	Denver	Gerela	22	24-21	12/22/01	at Oakland	Nedney	21	13-10
12/1/74	at Pittsburgh	Butler	34	13-10	12/01/02	at N.Y. Giants	Nedney	38	32-29*
9/17/78	San Francisco	Fritsch	19	20-19	1/11/03	Pittsburgh	Nedney	26	34-31*
10/1/78	at Cleveland	Fritsch	19	16-13	1/3/04	at Baltimore	Anderson	46	20-17
9/23/79	at Cincinnati	Fritsch	29	30-27*	12/11/05	Houston	Bironas	21	13-10
10/28/79	N.Y. Jets	Fritsch	35	27-24*	10/15/06	at Washington	Bironas	30	25-22
9/28/80	at Cincinnati	Fritsch	29	13-10	11/26/06	N.Y. Giants	Bironas	49	24-21
12/2/84	Pittsburgh	Cooper	30	23-20*	12/3/06	Indianapolis	Bironas	60	20-17
11/3/85	Kansas City	Zendejas	38	23-20	12/24/06	at Buffalo	Bironas	30	30-29
11/24/85	San Diego	Zendejas	51	37-35	10/21/07	at Houston	Bironas	29	38-36
1/3/88	Seattle	Zendejas	42	23-20*	11/2/08	Green Bay	Bironas	41	19-16*
9/4/88	at Indianapolis	Zendejas	35	17-14*	11/23/09	at Houston	Bironas	53	20-17
11/13/89	Cincinnati	Zendejas	28	26-24	12/20/09	Miami	Bironas	46	27-24*
11/10/91	Dallas	Del Greco	23	26-23*	9/23/12	Detroit	Bironas	26	44-41*
9/20/92	Kansas City	Del Greco	39	23-20*	10/11/12	Pittsburgh	Bironas	40	26-23
12/12/93	Cleveland	Del Greco	25	19-17	12/18/16	at Kansas City	Succop	53	19-17
10/6/96	at Cincinnati	Del Greco	49	30-27*	10/22/17	at Cleveland	Succop	47	12-9*
8/31/97	Oakland	Del Greco	33	24-21*					
12/13/98	at Jacksonville	Del Greco	41	16-13					
9/12/99	Cincinnati	Del Greco	33	36-35					
9/10/00	Kansas City	Del Greco	36	17-14*					
11/5/00	Pittsburgh	Del Greco	29	9-7					
12/3/00	at Philadelphia	Del Greco	50	15-13					

*Overtime games
Playoff games in **bold**

ALL-TIME RETURN TOUCHDOWNS

INTERCEPTION RETURN TOUCHDOWNS

Yards	Player	Date	Opp	Result
99	Cortland Finnegan	9/21/2008	Hou	W, 31-12
98	Darryll Lewis	10/22/1995	@ Chi	L, 32-35
97	Jordan Babineaux	10/2/2011	@ Cle	W, 31-13
95	Willie Alexander	9/25/1977	@ GB	W, 16-10
95	Pete Jaquess	9/19/1964	Oak	W, 42-28
90	Mark Johnston	10/27/1963	KC	W, 28-7
87	Perry Phenix	11/12/2000	Bal	L, 23-24
83	Michael Griffi	12/21/2008	Pit	W, 31-14
83	Adam Jones	12/17/2006	Jax	W, 24-17
81	Samari Rolle	10/30/2000	@ Was	W, 27-21
79	Zach Brown	12/30/2012	Jax	W, 38-20
76	Vincent Fuller	10/7/2007	Atl	W, 20-13
75	Vernon Perry	1/6/1980	@ Pit *	L, 13-27
73	Eugene Seale	10/4/1987	@ Den	W, 40-10
66	Ken Houston	9/14/1968	@ Mia	W, 24-10
62	Blaine Bishop	11/5/1995	@ Cle	W, 37-10
62	Miller Farr	11/26/1967	NE	W, 27-6
61	Chris Hope	12/17/2006	Jax	W, 24-17
61	Vincent Fuller	9/24/2007	@ NO	W, 31-14
60	Rocky Boiman	9/28/2003	@ Pit	W, 30-13
58	Bubba McDowell	1/3/1993	@ Buf *	L, 38-41
52	Lamar Lathon	9/8/1991	@ Cin	W, 30-7
52	Miller Farr	12/7/1968	Buf	W, 35-6
52	Reynaldo Hill	10/30/2005	Oak	L, 25-34
51	Andre Dyson	10/12/2003	Hou	W, 38-17
51	Ken Houston	10/5/1969	Buf	W, 28-14
51	Miller Farr	10/15/1967	@ NYJ	T, 28-28
51	Zeke Moore	10/20/1969	@ NYJ	L, 17-26
49	Eddie Robinson	11/12/1995	Cin	L, 25-32
49	Colin McCarthy	11/11/2012	@ Mia	W, 37-3
48	Ken Houston	10/31/1971	Cin	W, 10-6
47	Darryll Lewis	9/19/1993	@ SD	L, 17-18
47	Darryll Lewis	11/2/1997	Jax	L, 24-30
45	Benny Nelson	9/19/1964	Oak	W, 42-28
45	Vincent Fuller	12/13/2009	STL	W, 47-7
44	Steve Brown	9/4/1988	@ Ind	W, 17-14
43	Ken Houston	10/15/1967	@ NYJ	T, 28-28
42	Donald Mitchell	10/17/1999	@ NO	W, 24-21
41	Cortland Finnegan	10/24/2010	Phi	W, 37-19
40	Will Witherspoon	12/9/2012	@ Ind	L, 23-27
40	Larry Carwell	11/17/1968	Den	W, 38-17
40	Miller Farr	12/7/1968	Buf	W, 35-6
39	Denard Walker	10/26/1997	@ Ari	W, 41-14
39	Cortland Finnegan	11/8/2009	@ SF	W, 34-27
39	Miller Farr	10/1/1967	Den	W, 10-6
38	Bo Orlando	12/19/1993	@ Pit	W, 26-17
37	Lamont Thompson	9/11/2004	@ Mia	W, 17-7
36	Cris Dishman	12/4/1994	Ari	L, 12-30
36	Darryll Lewis	9/29/1996	@ Pit	L, 16-30
36	Domingo Bryant	12/18/1988	@ Cle	L, 23-28
35	Ken Houston	12/19/1971	SD	W, 49-33
34	J.C. Wilson	9/30/1979	Cle	W, 31-10
33	Darryll Lewis	10/20/1991	@ Mia	W, 17-13
32	Peter Sirmon	12/22/2002	@ Jax	W, 28-10
31	Roderick Hood	11/15/2009	Buf	W, 41-17
31	Gene Babb	11/11/1962	@ Oak	W, 28-20
30	Zach Brown	12/30/2012	Jax	W, 38-20
30	Richard Johnson	10/14/1990	Cin	W, 48-17
30	Ken Houston	12/23/1967	@ Mia	W, 41-10
29	Ken Houston	12/19/1971	SD	W, 49-33
28	Don Floyd	12/2/1962	Den	W, 34-17
27	Lonnie Marts	11/1/1998	@ Pit	W, 41-31
26	Coty Sensabaugh	9/13/2015	@ TB	W, 42-14
26	Vincent Fuller	11/15/2009	Buf	W, 41-17
26	Bubba McDowell	12/7/1992	Chi	W, 24-7
25	Bob Atkins	12/19/1971	SD	W, 49-33
24	Randall Godfrey	10/22/2000	@ Bal	W, 14-6

24	Rich Coady	12/16/2002	NE	W, 24-7
23	Jim Norton	10/22/1967	@ KC	W, 24-19
23	Marqueston Huff	12/7/2014	NYG	L, 7-36
23	Alterraun Verner	9/15/2013	@ Hou	L, 24-30
22	Ken Houston	12/15/1968	NE	W, 45-17
22	Zeke Moore	11/3/1974	@ NYJ	W, 27-22
22	Steve Jackson	10/17/1993	@ NE	W, 28-14
21	Brad Kassell	9/18/2005	Bal	W, 25-10
20	Chuck Cecil	10/8/1995	@ Min	L, 17-23
17	Ken Houston	12/12/1971	@ Buf	W, 20-14
17	Johnny Baker	9/27/1964	@ Den	W, 38-17
16	Andre Dyson	9/22/2002	Cle	L, 28-31
15	Fred Glick	9/14/1963	Den	W, 20-14
15	Dave Ball	11/27/2008	@ Det	W, 47-10
11	Andre Dyson	11/9/2003	Mia	W, 31-7
8	Keith Bulluck	12/25/2000	Dal	W, 31-0
1	Joe Bowden	11/8/1998	@ TB	W, 31-22

* Postseason

FUMBLE RETURN TOUCHDOWNS

Yards	Player	Date	Opp	Result
96	C.L. Whittington	10/3/1976	@ NO	W, 31-26
93	Robert Lyles	10/19/1986	@ Cin	L, 28-31
92	Cortland Finnegan	12/17/2006	Jax	W, 24-17
83	Denard Walker	1/2/2000	@ Pit	W, 47-36
80	Marcus Robertson	9/5/1993	@ NO	L, 21-33
77	Jason McCourty	10/13/2013	@ Sea	L, 13-20
72	Alterraun Verner	9/23/2012	Det	W, 44-41
72	Terry Kinard	12/9/1990	Cle	W, 58-14
70	Al Smith	12/8/1991	Pit	W, 31-6
68	Ken Houston	9/26/1971	KC	L, 16-20
66	Zeke Moore	11/13/1977	@ Oak	L, 29-34
62	Jason McCourty	11/30/2014	@ Hou	L, 21-45
61	Keith Bulluck	11/3/2002	@ Ind	W, 23-15
61	Samari Rolle	12/21/2003	@ Hou	W, 27-24
58	Cris Dishman	9/12/1993	KC	W, 30-0
55	Robert Lyles	12/6/1987	SD	W, 33-18
48	Willie Germany	9/21/1975	@ NE	W, 7-0
43	John Corker	12/14/1980	@ GB	W, 22-3
42	Marcus Robertson	11/27/1997	@ Dal	W, 27-14
41	Johnny Peacock	12/20/1970	@ Dal	L, 10-52
40	Tony Brown	10/29/2006	Hou	W, 28-22
39	Keith Bulluck	1/2/2005	Det	W, 24-19
38	Curley Culp	9/28/1975	SD	W, 33-17
38	Elvin Bethea	10/27/1974	@ Cin	W, 34-21
38	Tom Domres	11/16/1969	@ Den	T, 20-20
34	Gregg Bingham	11/6/1977	Chi	W, 47-0
32	Keith Bulluck	10/19/2003	@ Car	W, 37-17
30	Henry Ford	12/25/2000	Dal	W, 31-0
27	Marcus Robertson	11/23/1997	Buf	W, 31-14
27	Antwan Odom	11/20/2005	Jax	L, 28-31
27	Johnny Peacock	12/6/1969	NYJ	L, 26-34
25	Antwan Odom	9/25/2005	@ STL	L, 27-31
25	Keith Bostic	11/25/1984	@ Cle	L, 10-27
20	Jesse Baker	10/14/1979	@ Bal	W, 28-16
19	Garland Boyette	11/28/1971	Cle	L, 24-37
19	Cris Dishman	10/6/1991	Den	W, 42-14
19	Mike Dumas	9/1/1991	Oak	W, 47-17
16	Keith Bulluck	11/19/2006	@ Phi	W, 31-13
15	Johnny Meads	9/6/1992	Pit	L, 24-29
14	Jevon Kearse	1/2/2000	@ Pit	W, 47-36
14	Bobby Myers	9/9/2001	Mia	L, 23-31
12	Doug Cline	11/12/1961	NE	W, 27-15
12	Joe Bowden	10/18/1998	Cin	W, 44-14
10	William Fuller	11/26/1992	@ Det	W, 24-21
8#	Mike Munchak	9/14/1986	Cle	L, 20-23
8	Ray Childress	11/1/1992	@ Pit	L, 20-21

ALL-TIME RETURN TOUCHDOWNS

7	Doug Cline	9/10/1966	Oak	W, 31-0
5	Greg Stemmick	10/9/1977	Pit	W, 27-10
3	Wesley Woodyard	12/6/2015	Jax	W, 42-39
0	DaQuan Jones	1/1/2017	Hou	W, 24-17
0	Karl Klug	9/29/2013	NYJ	W, 38-13
0#	Erron Kinney	12/28/2003	TB	W, 33-13
0	Michael Roan	11/15/1998	Pit	W, 23-14
0	Ray Childress	12/5/1993	Atl	W, 33-17
0	Jeff Donaldson	9/21/1986	@ KC	L, 13-27
0	Mike Reinfeldt	9/19/1982	Sea	W, 23-21
0	Doug Cline	11/26/1961	Den	W, 45-14

Own fumble recovery (all others opponent fumble recoveries)

PUNT RETURN TOUCHDOWNS

Yards	Player	Date	Opp	Result
90	Adam Jones	11/19/2006	@ Phi	W, 31-13
87	Billy Johnson	10/16/1977	Cle	L, 23-24
87	Marc Mariani	11/21/2010	Was	L, 16-19
83	Billy Johnson	11/16/1975	Mia	W, 20-19
82	Bobby Jancik	12/20/1964	Den	W, 34-15
81	Adam Jones	12/31/2006	NE	L, 23-40
81	Darius Reynaud	12/30/2012	Jax	W, 38-20
79	Marc Mariani	11/13/2011	@ Car	W, 30-3
78	Ernest Givins	12/11/1994	Sea	L, 14-16
72	Billy Johnson	12/11/1977	@ Cle	W, 19-15
69	Darius Reynaud	12/30/2012	Jax	W, 38-20
69	Ronnie Coleman	10/24/1976	Cin	L, 7-27
69	Derrick Mason	10/30/2000	@ Was	W, 27-21
65	Tommie Campbell	9/23/2012	Det	W, 44-41
65	Derrick Mason	11/28/1999	@ Cle	W, 33-21
63	Billy Johnson	10/5/1975	Cin	L, 19-21
58	Justin McCareins	11/23/2003	@ Atl	W, 38-31
53	Adam Jones	10/29/2006	Hou	W, 28-22
52	Billy Johnson	10/26/1975	Det	W, 24-8
52	Adam Jones	12/11/2005	Hou	W, 13-10
23	Don Floyd	12/13/1964	NYJ	W, 33-17

KICKOFF RETURN TOUCHDOWNS

Yards	Player	Date	Opp	Result
105	Darius Reynaud	9/23/2012	Det	W, 44-41
104	Ken Hall	10/23/1960	@ NYJ	W, 42-28
103	Bob Gresham	9/23/1973	@ Cin	L, 10-24
101	Derrick Mason	11/18/2001	@ Cin	W, 20-7
98	Marc Mariani	10/3/2010	Den	L, 20-26
97	Carl Roaches	9/18/1983	Pit	L, 28-40
96	Carl Roaches	10/4/1981	Cin	W, 17-10
95	Willie Tullis	9/6/1981	@ LAR	W, 27-20
93	Steve Brown	12/11/1983	Cle	W, 34-27
93	Ode Burrell	11/29/1964	NE	L, 17-34
92	Zeke Moore	10/22/1967	@ KC	W, 24-19
90	Lorenzo White	12/4/1988	Pit	L, 34-37
88	Billy Cannon	12/18/1960	NE	W, 37-21
84	Tommie Campbell	11/27/2011	TB	W, 23-17
81	Billy Johnson	10/12/1975	@ Cle	W, 40-10
80	Derrick Mason	1/23/2000	@ Jax *	W, 33-14
75	Billy Johnson	11/6/1977	Chi	W, 47-0
75	Kevin Dyson	1/8/2000	Buf *	W, 22-16

* Postseason

BLOCKED PUNTS RETURNED FOR TOUCHDOWNS

Yards	Player	Date	Opp	Result
26	Donald Mitchell	10/7/2001	@ Bal	L, 7-26
20	Mike Akiu	10/27/1985	@ STL	W, 20-10
14	Larry Eaglin	10/7/1973	LAR	L, 26-31
10	Cris Dishman	10/2/1988	@ Phi	L, 23-32
7	Cris Dishman	9/24/1989	Buf	L, 41-47
0	Norm Evans	11/28/1965	@ KC	L, 21-52
0	Larry Onesti	12/18/1965	@ NE	L, 14-42
0	Ward Walsh	10/15/1972	@ Pit	L, 7-24
0	Eugene Seale	11/13/1989	Cin	W, 26-24
0	Bubba McDowell	10/6/1991	Den	W, 42-14
0	Keith Bulluck	9/14/2008	@ Cin	W, 24-7
0	Patrick Bailey	10/30/2011	Ind	W, 27-10

BLOCKED/MISSED FIELD GOALS RETURNED FOR TOUCHDOWNS

Yards	Player	Date	Opp	Result
71	Ken Houston	10/15/1967	@ NYJ	T, 28-28
69	Donald Mitchell	10/21/2001	@ Det	W, 27-24
62	Mark Johnston	11/26/1961	Den	W, 45-14
58	Tony Banfiel	12/9/1962	Oak	W, 32-17

TOP PERFORMANCES: 100-YARD RUSHING GAMES

Yards	Player	Date	Opp	Att	Avg	TD							
228	Chris Johnson	11/01/09	Jac	24	9.5	2	137	Eddie George	10/25/98	Chi	21	6.5	0
216	Billy Cannon	12/10/61	NYT	25	8.6	3	136	Chris Johnson	12/07/08	Cle	19	7.2	1
216	Eddie George	08/31/97	Oak	35	6.2	1	135	Travis Henry	12/24/06	Buf	25	5.4	0
206	Earl Campbell	11/16/80	Chi	31	6.6	0	135	Chris Johnson	11/08/09	SF	25	5.4	2
203	Earl Campbell	10/19/80	TB	33	6.2	0	134	Earl Campbell	12/16/79	Phi	16	8.4	1
203	Earl Campbell	12/21/80	Min	29	7.0	1	134	Eddie George	11/19/00	Cle	36	3.7	3
202	Earl Campbell	10/26/80	Cin	27	7.5	2	134	Eddie George	11/08/98	TB	27	5.0	1
199	Earl Campbell	11/20/78	Mia	28	7.1	4	134	Chris Johnson	01/03/10	Sea	36	3.7	2
199	Eddie George	12/09/99	Oak	28	7.1	2	133	LenDale White	10/28/07	Oak	25	5.3	0
197	Chris Johnson	09/20/09	Hou	16	12.3	2	132	Chris Johnson	11/15/09	Buf	26	5.1	2
195	Earl Campbell	11/22/79	Dal	33	5.9	2	131	Derrick Henry	10/16/17	Ind	19	6.9	1
195	Chris Johnson	10/21/12	Buf	18	10.8	2	131	Chris Johnson	10/10/10	Dal	19	6.9	2
194	Gary Brown	11/21/93	Cle	34	5.7	1	131	Earl Campbell	09/16/79	KC	32	4.1	1
190	Chris Johnson	11/27/11	TB	23	8.3	0	130	Earl Campbell	11/10/80	NE	30	4.3	2
186	Earl Campbell	10/11/81	Sea	39	4.8	2	130	Earl Campbell	12/11/83	Cle	32	4.1	1
183	Hoyle Granger	12/04/66	SD	19	9.6	0	130	Earl Campbell	10/16/83	Min	29	4.5	1
182	Earl Campbell	10/04/81	Cin	37	4.9	1	130	Eddie George	12/30/01	Cle	26	5.0	2
181	Earl Campbell	12/14/80	GB	36	5.0	2	130	Chris Johnson	11/13/11	Car	27	4.8	1
181	Eddie George	10/08/00	Cin	36	5.0	1	130	Chris Johnson	12/19/10	Hou	24	5.4	1
179	Sid Blanks	12/13/64	NYJ	21	8.5	3	130	Chris Johnson	11/21/10	Was	21	6.2	0
178	Earl Campbell	10/12/80	KC	38	4.7	1	129	Eddie George	12/14/97	Bal	26	5.0	0
178	Travis Henry	10/15/06	Was	32	5.6	1	128	Chris Johnson	10/18/09	NE	17	7.5	0
176	Eddie George	12/17/00	Cle	34	5.2	3	127	Sid Blanks	09/19/64	Oak	6	21.2	0
175	Chris Brown	09/09/07	Jac	19	9.2	0	127	Chris Johnson	12/29/13	Hou	27	4.7	1
168	Chris Johnson	10/19/08	KC	18	9.3	1	126	Mike Rozier	12/11/88	Cin	22	5.7	3
167	Eddie George	10/16/00	Jac	29	5.8	1	126	Chris Johnson	11/11/12	Mia	23	5.5	1
166	Gary Brown	11/14/93	Cin	26	6.4	1	125	Chris Johnson	09/26/10	NYG	32	3.9	2
166	Earl Campbell	09/02/79	Was	32	5.2	2	125	Eddie George	10/01/00	NYG	35	3.6	1
160	Hoyle Granger	12/23/67	Mia	21	7.6	1	125	Eddie George	10/19/97	Was	31	4.0	2
158	Earl Campbell	09/23/79	Cin	34	4.6	1	125	Chris Johnson	11/27/08	Det	16	7.8	2
157	Earl Campbell	11/02/80	Den	36	4.4	2	125	Lorenzo White	11/26/90	Buf	18	6.9	1
156	Lorenzo White	11/21/94	NYG	27	5.8	0	124	Hoyle Granger	11/26/67	BPA	22	5.6	1
155	Eddie George	10/17/99	NO	28	5.5	0	123	Earl Campbell	09/04/83	GB	27	4.6	3
154	Chris Johnson	11/29/09	Ari	18	8.6	1	123	Ronnie Coleman	09/15/74	SD	21	5.9	0
153	Eddie George	11/01/98	Pit	34	4.5	1	123	Eddie George	11/14/99	Cin	29	4.2	2
153	Chris Johnson	12/04/11	Buf	23	6.7	2	123	Travis Henry	10/08/06	Ind	19	6.5	0
152	Chris Brown	09/19/04	Ind	26	5.8	1	123	DeMarco Murray	10/27/16	Jax	21	5.9	1
152	Eddie George	10/06/96	Cin	26	5.8	1	123	DeMarco Murray	11/13/16	GB	17	7.2	1
151	Chris Johnson	11/23/09	Hou	29	5.2	0	122	Earl Campbell	09/06/81	LAN	27	4.5	0
150	Chris Johnson	11/03/13	StL	23	6.5	2	122	Earl Campbell	11/26/78	Cin	27	4.5	0
150	Mike Rozier	09/20/87	Buf	29	5.2	1	122	Eddie George	11/09/97	NYG	32	3.8	1
149	Earl Campbell	10/14/79	Bal	22	6.8	3	122	Mike Rozier	11/29/87	Ind	26	4.7	0
149	Rob Carpenter	11/27/77	KC	14	10.6	0	122	Chris Johnson	12/17/12	NYJ	21	5.8	1
149	LenDale White	10/19/08	KC	17	8.8	3	121	Eddie George	10/11/98	Bal	30	4.0	0
149	Lorenzo White	10/11/92	Cin	25	6.0	0	121	Herman Hunter	10/11/87	Cle	28	4.3	0
148	Chris Brown	10/11/04	GB	27	5.5	2	121	DeMarco Murray	10/09/16	Mia	27	4.5	0
147	Chris Brown	10/31/04	Cin	32	4.6	1	120	Earl Campbell	11/05/79	Mia	32	3.8	0
145	Billy Cannon	12/17/61	Oak	21	6.9	1	120	Rob Carpenter	11/13/77	Oak	19	6.3	0
144	Allen Pinkett	09/01/91	LAA	26	5.5	1	119	Fred Willis	11/12/72	Phi	21	5.7	0
144	Mike Rozier	10/25/87	Atl	29	5.0	1	118	Billy Cannon	11/05/61	Den	11	10.7	1
143	Joe Dawkins	11/22/70	Cle	22	6.5	2	117	Chris Johnson	11/14/10	Mia	17	6.9	1
143	Eddie George	09/08/96	Jac	17	8.4	1	117	Chris Johnson	12/13/09	StL	28	4.2	2
143	Travis Henry	11/19/06	Phi	18	7.9	1	117	Larry Moriarty	11/11/84	KC	29	4.0	0
142	Earl Campbell	09/19/82	Sea	30	4.7	1	116	Eddie George	10/05/97	Sea	26	4.5	0
142	Earl Campbell	09/25/83	Buf	30	4.7	1	116	Lorenzo White	12/09/90	Cle	18	6.4	4
142	Ronnie Coleman	09/12/76	TB	25	5.7	0	116	Lorenzo White	12/07/92	Chi	21	5.5	1
142	Hoyle Granger	11/12/67	Den	22	6.5	0	115	Eddie George	11/23/03	Atl	26	4.4	1
142	Skip Hicks	12/16/01	GB	17	8.4	1	115	DeMarco Murray	09/24/17	Sea	14	8.2	1
142	Chris Johnson	12/25/09	SD	21	6.8	1	115	Lorenzo White	12/03/89	Pit	23	5.0	1
142	Chris Johnson	09/12/10	Oak	27	5.3	2	114	Gary Brown	12/25/93	SF	19	6.0	0
142	Charley Tolar	09/23/62	SD	18	7.9	1	114	Rob Carpenter	09/21/80	Bal	24	4.8	1
141	Woody Campbell	12/03/67	Mia	18	7.8	1	114	Ronnie Coleman	10/23/77	Pit	26	4.4	0
141	Eddie George	12/01/96	NYJ	28	5.0	2	114	DeMarco Murray	09/25/16	Oak	16	7.1	1
141	Mike Rozier	10/09/88	KC	27	5.2	0	114	Dave Smith	10/14/62	NYT	20	5.7	1
141	Chris Johnson	09/30/12	Hou	25	5.6	0	113	Eddie George	11/28/99	Cle	26	4.3	2
141	Chris Johnson	11/04/12	Chi	16	8.8	1	113	Eddie George	10/13/02	Jac	31	3.6	1
139	Hoyle Granger	12/14/69	BPA	25	5.6	0	113	Chris Johnson	12/06/09	Ind	27	4.2	0
138	Earl Campbell	12/04/83	Mia	28	4.9	1	113	LenDale White	12/09/07	SD	30	3.8	1
138	Hoyle Granger	10/01/67	Den	20	6.9	0	112	Ode Burrell	11/28/65	KC	14	8.0	2
138	Larry Moriarty	11/18/84	NYJ	23	6.0	1	112	Earl Campbell	11/18/79	Cin	19	5.9	2
137	Earl Campbell	09/03/78	Atl	15	9.1	1	112	Ronnie Coleman	09/28/75	SD	16	7.0	1
							112	Mike Rozier	11/15/87	Pit	29	3.9	0

TOP PERFORMANCES: 300-YARD PASSING GAMES

330	Warren Moon	12/08/85	NYG	47	26	55.3	2	2	73.9	310	Warren Moon	09/13/87	LAN	43	21	48.8	2	2	68.9
330	Warren Moon	09/06/92	Pit	45	29	64.4	2	5	61.6	310	Neil O'Donnell	09/19/99	Cle	40	31	77.5	1	0	107.3
329	Dan Pastorini	10/17/76	SD	39	25	64.1	3	1	105.6	309	Jake Locker	12/02/12	Hou	45	21	46.7	1	3	49.2
329	Don Trull	11/13/66	BPA	45	23	51.1	3	0	97.4	308	George Blanda	09/22/63	NYJ	37	25	67.6	1	2	79.6
328	George Blanda	11/06/64	BPA	44	20	45.5	2	1	76.7	308	George Blanda	11/07/65	Oak	60	27	45.0	2	3	51.3
327	Warren Moon	11/29/87	Ind	44	24	54.5	3	2	82.3	308	Steve McNair	12/08/96	Jac	37	24	64.9	1	1	88.6
326	Jake Locker	10/20/13	SF	41	25	61.0	2	1	92.1	308	Warren Moon	09/23/90	Ind	39	29	74.4	3	1	111.9
324	Warren Moon	11/24/91	Pit	48	24	50.0	2	5	46.2	306	Marcus Mariota	11/16/17	Pit	33	22	66.7	1	4	66.8
322	Warren Moon	11/18/90	Cle	32	24	75.0	5	0	146.1	306	Marcus Mariota	10/16/17	Ind	32	23	71.9	1	1	99.2
321	Warren Moon	10/18/92	Den	39	23	59.0	2	1	91.9	306	Warren Moon	12/16/84	Cle	31	19	61.3	0	0	94.3
320	Ryan Fitzpatrick	11/24/13	Oak	42	30	71.4	2	0	109.2	305	Vince Young	11/19/07	Den	41	26	63.4	1	2	73.7
317	Warren Moon	10/15/89	Chi	26	16	61.5	2	2	97.8	304	George Blanda	10/24/65	KC	33	19	57.6	5	0	128.0
315	Warren Moon	09/08/91	Cin	37	22	59.5	1	1	84.9	304	Warren Moon	10/26/86	LAA	46	18	39.1	0	4	26.0
315	Jerry Rhome	12/13/70	Cin	54	27	50.0	2	2	65.0	303	George Blanda	09/25/66	Buf	54	23	42.6	2	5	34.7
314	Pete Beathard	10/20/69	NYJ	47	23	48.9	1	3	51.2	303	Warren Moon	12/02/84	Pit	45	27	60.0	1	3	59.8
313	Marcus Mariota	11/06/16	SD	43	27	62.8	3	2	88.6	302	Steve McNair	12/09/01	Min	33	25	75.8	2	0	123.5
312	George Blanda	10/25/64	SD	37	22	59.5	1	2	73.3	300	George Blanda	10/02/66	Den	37	15	40.5	5	2	86.7
311	Matt Hasselbeck	09/25/11	Den	36	27	75.0	2	0	119.1	300	Archie Manning	09/18/83	Pit	35	16	45.7	1	4	45.8
310	Steve McNair	12/18/05	Sea	38	23	60.5	2	0	104.1	300	Warren Moon	11/26/90	Buf	22	16	72.7	2	0	145.1
310	Warren Moon	11/09/86	Cin	44	25	56.8	1	0	86.4	300	Kerry Collins	01/02/11	Ind	39	28	71.8	2	0	111.1
310	Warren Moon	09/26/93	LAN	42	19	45.2	1	2	58.6										

TOP PERFORMANCES: 100-YARD RECEIVING GAMES

272	Charlie Hennigan	10/13/61	BPA	13	20.9	1	145	Charlie Hennigan	10/25/64	SD	8	18.1	2
245	Haywood Jeffire	12/16/90	KC	9	27.2	1	144	Drew Hill	11/17/91	Cle	11	13.1	2
233	Drew Bennett	12/13/04	KC	12	19.4	3	143	Kenny Britt	12/09/12	Ind	8	17.9	0
232	Charlie Hennigan	10/29/61	Buf	9	25.8	2	143	Charley Frazier	11/06/64	BPA	9	15.9	1
225	Kenny Britt	10/24/10	Phi	7	32.1	3	143	Charlie Joiner	12/13/70	Cin	6	23.8	2
214	Charlie Hennigan	12/03/61	SD	10	21.4	3	143	Yancey Thigpen	10/03/99	SF	6	23.8	1
210	Drew Hill	12/22/85	Ind	9	23.3	2	142	Delanie Walker	09/14/14	Dal	10	14.2	1
202	Charlie Hennigan	09/16/62	BPA	8	25.3	2	141	Drew Hill	12/23/89	Cle	10	14.1	2
197	Tim Smith	09/04/83	GB	8	24.6	1	140	Bill Groman	10/16/60	DLT	10	14.0	1
188	Charlie Hennigan	09/27/64	Den	11	17.1	0	139	Dave Casper (TE)	12/20/81	Pit	6	23.2	3
186	Charlie Hennigan	09/22/63	NYJ	9	20.7	1	139	Willard Dewveall (TE)	11/25/62	SD	3	46.3	2
186	Haywood Jeffire	10/13/91	NYJ	13	14.3	0	139	Drew Hill	11/13/88	Sea	8	17.4	1
186	Derrick Mason	01/06/02	Cin	9	20.7	2	139	Haywood Jeffire	11/28/93	Pit	7	19.9	1
185	Drew Hill	11/09/86	Cin	10	18.5	0	138	Charlie Hennigan	10/17/64	NYJ	8	17.3	1
182	Charley Frazier	09/19/65	BPA	6	30.3	2	138	Drew Hill	10/26/86	LAA	7	19.7	0
182	Bill Groman	11/20/60	Den	3	60.7	2	138	Billy Johnson	12/18/77	Cin	6	23.0	1
181	Charlie Hennigan	11/29/64	BPA	12	15.1	0	137	Willard Dewveall (TE)	12/22/63	Oak	7	19.6	2
180	Ken Burrough	11/06/77	Chi	6	30.0	2	137	Derrick Mason	12/14/03	Buf	9	15.2	0
179	Mike Montgomery	10/20/74	StL	9	19.9	1	136	Kenny Britt	09/11/11	Jax	5	27.2	2
177	Ken Burrough	11/02/75	KC	7	25.3	2	136	Ken Burrough	10/17/76	SD	5	27.2	2
177	Derrick Mason	10/12/03	Hou	6	29.5	3	135	Kenny Britt	09/18/11	Bal	9	15.0	1
171	Bill Groman	11/25/60	BPA	9	19.0	1	135	Webster Slaughter	11/07/93	Sea	9	15.0	1
169	Jared Cook (TE)	12/24/11	Jac	8	21.1	1	134	Bill Groman	11/05/61	Den	3	44.7	2
167	Tim Smith	12/16/84	Cle	7	23.9	0	134	Drew Hill	11/29/87	Ind	7	19.1	2
162	Kevin Dyson	09/12/99	Cin	9	18.0	2	133	Curtis Duncan	10/18/92	Den	5	26.6	0
160	Drew Bennett	12/19/04	Oak	13	12.3	2	133	Charlie Hennigan	09/14/63	Den	4	33.3	0
160	Charlie Hennigan	11/01/64	Buf	12	13.3	0	133	Derrick Mason	12/01/03	NYJ	11	12.1	1
159	Tim Smith	09/16/84	SD	5	31.8	1	132	Drew Hill	10/27/85	StL	6	22.0	1
158	Charley Frazier	11/13/66	BPA	6	26.3	2	132	Alvin Reed (TE)	10/27/68	Buf	4	33.0	2
156	Ernest Givins	11/16/86	Pit	8	19.5	1	132	Kendall Wright	11/30/14	Hou	7	18.9	1
155	Delanie Walker	11/23/14	Phi	5	31.0	0	131	Sid Blanks (RB)	09/12/64	SD	13	10.1	0
155	Ernest Givins	10/05/86	Det	5	31.0	0	131	Nate Washington	09/22/13	SD	8	16.4	0
155	Bill Groman	11/06/60	Den	7	22.1	2	130	Curtis Duncan	11/18/90	Cle	7	18.6	1
154	Charley Frazier	10/02/66	Den	5	30.8	3	130	Charlie Hennigan	10/17/65	Den	7	18.6	0
152	Bill Groman	11/19/61	NYT	5	30.4	3	130	Butch Woolfolk (RB)	12/01/85	Cin	9	14.4	1
151	Ernest Givins	10/06/91	Den	5	30.2	0	130	Nate Washington	12/11/11	NO	6	21.7	1
150	Dave Casper (TE)	11/30/80	Cle	7	21.4	1	129	Ken Burrough	12/21/75	Cle	5	25.8	1
150	Bill Groman	12/18/60	BPA	7	21.4	0	129	Mac Haik	12/07/68	Buf	6	21.5	1
150	Jerry LeVias	11/16/69	Den	7	21.4	1	129	Drew Hill	12/01/85	Cin	7	18.4	0
150	Tim Smith	12/11/83	Cle	7	21.4	2	129	Drew Hill	10/27/91	Cin	6	21.5	1
150	Kendall Wright	12/15/13	Ari	12	12.5	0	128	Kenny Britt	12/19/10	Hou	6	21.3	0
148	Drew Bennett	11/14/04	Chi	6	24.7	1	128	Kenny Britt	11/29/09	Ari	7	18.3	1
148	Drew Hill	10/30/88	Was	9	16.4	3	128	Charley Frazier	09/25/66	Buf	6	21.3	1
147	Justin Gage	11/16/08	Jac	4	36.8	2	128	Ernest Givins	10/08/89	NE	5	25.6	0
147	Chris Sanders	11/26/95	Den	5	29.4	2	128	Drew Hill	10/15/89	Chi	5	25.6	1
147	Tim Smith	09/25/83	Buf	11	13.4	0	128	Mike Holston	12/20/81	Pit	5	25.6	0
145	Ken Burrough	11/03/74	NYJ	7	20.7	0	127	Billy Parks	11/04/73	Bal	5	25.4	1
145	Charlie Hennigan	09/09/62	Buf	10	14.5	2	127	Chris Sanders	12/08/96	Jac	7	18.1	0
							126	Ernest Givins	11/22/87	Cle	3	42.0	1

TOP PERFORMANCES: 100-YARD RECEIVING GAMES

125	Tim Smith	12/15/85	Cle	7	17.9	1	109	Ernest Givins	09/09/90	Atl	4	27.3	2
124	Drew Bennett	12/05/04	Ind	3	41.3	3	109	Bill Groman	10/13/61	BPA	5	21.8	1
124	Delanie Walker	11/13/16	GB	9	13.8	1	109	Charlie Hennigan	09/24/61	SD	6	18.2	0
124	Oliver Williams	10/18/87	NE	9	13.8	1	109	Charlie Hennigan	10/08/61	Buf	4	27.3	0
124	Roydell Williams	10/21/07	Hou	5	24.8	0	109	Drew Hill	12/20/87	Pit	4	27.3	2
124	Butch Woolfolk (RB)	10/06/85	Den	8	15.5	1	109	Drew Hill	12/27/87	Cin	6	18.2	0
123	Ken Burrough	11/18/79	Cin	6	20.5	0	109	Justin Hunter	11/24/13	Oak	6	18.2	1
123	Bill Groman	10/22/61	DLT	4	30.8	2	109	Derrick Mason	09/08/02	Phi	7	15.6	0
123	Charlie Hennigan	12/17/61	Oak	5	24.6	0	109	Delanie Walker	11/19/15	Jac	8	13.6	0
123	Charlie Hennigan	11/19/61	NYT	8	15.4	1	108	Willard Dewweall (TE)	12/17/61	Oak	3	36.0	2
123	Charlie Hennigan	09/28/63	Buf	8	15.4	3	108	Ernest Givins	09/11/88	LAA	9	12.0	1
123	Drew Hill	09/23/90	Ind	10	12.3	0	108	Ernest Givins	12/14/86	Min	6	18.0	1
123	Webster Slaughter	12/24/94	NYJ	8	15.4	0	108	Ronnie Harmon (RB)	11/10/96	NO	7	15.4	1
122	Ken Burrough	12/19/71	SD	4	30.5	1	108	Charlie Hennigan	10/22/61	DLT	4	27.0	1
122	Billy Cannon (RB)	11/19/61	NYT	7	17.4	3	108	Webster Slaughter	12/05/93	Atl	8	13.5	1
122	Charlie Hennigan	12/08/63	BPA	9	13.6	2	108	Tim Smith	12/02/84	Pit	7	15.4	0
122	Haywood Jeffire	11/24/91	Pit	8	15.3	1	107	Ken Burrough	10/10/76	Den	5	21.4	0
122	Jerry LeVias	10/26/69	Den	4	30.5	1	107	Billy Cannon (RB)	12/02/62	Den	5	21.4	2
122	Derrick Mason	12/02/01	Cle	3	40.7	2	107	Ernest Givins	09/26/93	LAN	3	35.7	1
122	Rishard Matthews	11/20/16	Ind	9	13.6	0	107	Drew Hill	11/15/87	Pit	4	26.8	1
122	Alvin Reed (TE)	09/29/68	Oak	8	15.3	0	107	Derrick Mason	12/16/01	GB	8	13.4	1
121	Derrick Mason	12/19/04	Oak	9	13.4	1	107	Alvin Reed (TE)	09/09/68	KC	4	26.8	0
120	Dave Casper (TE)	12/21/80	Min	7	17.1	1	107	Tim Smith	11/11/84	KC	8	13.4	0
120	Tim Smith	12/08/85	NYG	7	17.1	1	107	Damian Williams	11/13/11	Car	5	21.4	1
120	Butch Woolfolk (RB)	09/08/85	Mia	3	40.0	1	106	Drew Bennett	09/10/06	NYJ	8	13.3	0
119	Charley Frazier	11/20/66	Buf	4	29.8	1	106	Ken Burrough	12/03/72	Atl	4	26.5	0
119	Ernest Givins	12/18/88	Cle	6	19.8	0	106	Charley Frazier	10/20/63	Buf	3	35.3	1
119	Dorial Green-Beckham	12/06/15	Jax	5	23.8	1	106	Bill Groman	10/09/60	NYT	6	17.7	0
119	Charlie Hennigan	09/19/64	Oak	7	17.0	1	106	Gary Wellman	01/02/94	NYJ	8	13.3	0
119	Alvin Reed (TE)	10/20/69	NYJ	7	17.0	0	106	Lorenzo White (RB)	09/13/92	Ind	4	26.5	1
118	Ernest Givins	11/20/88	Pho	5	23.6	2	105	Mike Barber (TE)	11/10/80	NE	3	35.0	1
118	Derrick Mason	09/15/02	Dal	7	16.9	0	105	Drew Bennett	09/21/03	NO	8	13.1	1
117	Ken Burrough	11/04/73	Bal	7	16.7	0	105	Kenny Britt	10/04/09	Jac	7	15.0	0
117	Ernest Givins	09/13/87	LAN	6	19.5	1	105	Chris Brown (RB)	11/27/05	SF	3	35.0	1
117	Bill Groman	11/12/61	BPA	6	19.5	1	105	Rishard Matthews	12/18/16	KC	4	26.3	0
117	Haywood Jeffire	09/06/92	Pit	7	16.7	0	105	Carl Pickens	09/24/00	Pit	2	52.5	0
117	Nate Washington	12/22/13	Jac	6	19.5	1	105	Bo Scaife (TE)	09/07/08	Jac	6	17.5	0
117	Nate Washington	11/21/10	Was	5	23.4	0	105	Nate Washington	09/29/13	NYJ	4	26.3	2
117	Nate Washington	10/31/10	SD	4	29.3	1	105	Lorenzo White (RB)	12/20/92	Cle	6	17.5	0
116	Derrick Mason	12/01/02	NYG	12	9.7	1	104	Kevin Dyson	09/10/00	KC	6	17.3	1
116	Ben Troupe (TE)	12/18/05	Sea	6	19.3	0	104	Justin Gage	12/30/07	Ind	7	14.9	0
115	Drew Bennett	11/12/06	Bal	6	19.2	0	104	Justin Gage	12/21/08	Pit	5	20.8	1
115	Bill Groman	09/11/60	Oak	6	19.2	1	104	Ernest Givins	10/16/88	Pit	5	20.8	1
115	Nate Washington	11/20/11	Atl	9	12.8	2	104	Leonard Harris	10/11/87	Cle	6	17.3	0
114	Jim Beirne	11/09/69	Cin	6	19.0	2	104	Charlie Hennigan	11/15/64	Oak	6	17.3	0
114	Billy Cannon (RB)	12/10/61	NYT	5	22.8	2	104	Billy Johnson	11/28/76	Atl	5	20.8	1
114	Drew Hill	12/21/86	Buf	5	22.8	0	104	Derrick Mason	09/19/04	Ind	8	13.0	0
114	Justin Hunter	12/08/13	Den	4	28.5	1	104	Chris Sanders	09/24/95	Cin	2	52.0	2
114	Derrick Mason	11/25/01	Pit	7	16.3	0	103	Jim Beirne	11/28/68	KC	4	25.8	1
114	Rishard Matthews	01/01/17	Hou	9	12.7	1	103	Drew Hill	12/08/85	NYG	6	17.2	0
114	Bob McLeod (TE)	12/09/62	Oak	5	22.8	1	103	Haywood Jeffire	09/11/94	Dal	6	17.2	0
113	Drew Bennett	12/10/06	Hou	6	18.8	0	103	Derrick Mason	10/01/00	NYG	6	17.2	1
113	Dorial Green-Beckham	12/20/15	NE	6	18.8	0	103	Jared Cook (TE)	12/18/11	Ind	9	11.4	0
113	Charlie Hennigan	09/09/61	Oak	4	28.3	1	103	Kendall Wright	11/24/13	Oak	6	17.2	1
113	Charlie Hennigan	11/25/60	BPA	7	16.1	0	102	Dave Casper (TE)	12/19/82	Phi	5	20.4	1
113	Drew Hill	11/24/88	Dal	9	12.6	1	102	Willie Frazier (TE)	11/06/64	BPA	2	51.0	1
114	Rishard Matthews	11/16/17	Pit	5	22.6	1	102	Ernest Givins	11/23/86	Ind	7	14.6	0
112	Ken Burrough	12/14/75	Oak	4	28.0	2	102	Bill Groman	10/23/60	NYT	5	20.4	3
112	Pat Coleman	09/25/94	Cin	4	28.0	0	102	Drew Hill	11/26/90	Buf	6	17.0	0
112	Kevin Dyson	11/25/01	Pit	4	28.0	1	102	Drew Hill	12/13/87	NO	4	25.5	0
112	John White (TE)	09/24/61	SD	6	18.7	1	102	Chris Sanders	12/01/96	NYJ	3	34.0	1
112	Nate Washington	09/23/12	Det	3	37.3	1	102	Tim Smith	09/09/84	Ind	6	17.0	0
111	Ken Burrough	10/26/75	Det	3	37.0	1	102	Yancey Thigpen	09/27/98	Jac	6	17.0	2
111	Charlie Hennigan	11/22/64	KC	8	13.9	2	102	Nate Washington	12/14/14	NYJ	6	17.0	0
110	Kevin Dyson	12/02/01	Cle	6	18.3	0	101	Ernest Givins	10/14/90	Cin	6	16.8	1
110	Charlie Hennigan	11/13/60	LAC	8	13.8	0	101	Bill Groman	12/10/61	NYT	5	20.2	0
110	Jerry LeVias	12/06/69	NYJ	9	12.2	1	101	Bill Groman	12/11/60	Buf	3	33.7	1
110	Webster Slaughter	09/18/94	Buf	4	27.5	0	101	Charlie Hennigan	10/01/61	DLT	3	33.7	1
109	Drew Bennett	10/03/04	SD	9	12.1	0	101	Charlie Hennigan	09/07/63	Oak	7	14.4	1
109	Ken Burrough	11/11/79	Oak	3	36.3	2	101	Drew Hill	11/05/89	Det	9	11.2	1
109	Eddie George (RB)	11/26/00	Jac	7	15.6	0	101	Drew Hill	11/08/87	SF	4	25.3	0

TOP PERFORMANCES: 100-YARD RECEIVING GAMES

101	Mike Holston	11/29/81	Atl	8	12.6	1	100	Ernest Givins	10/25/92	Cin	8	12.5	1
101	Roy Hopkins (RB)	11/08/70	KC	6	16.8	0	100	Ernest Givins	11/26/92	Det	4	25.0	0
101	Brandon Jones	12/24/06	Buf	5	20.2	1	100	Bill Groman	10/29/61	Buf	2	50.0	2
101	Jerry LeVias	11/29/70	Den	3	33.7	2	100	Drew Hill	11/20/88	Pho	5	20.0	1
101	Jerry LeVias	11/23/69	Mia	4	25.3	1	100	Chris Johnson (RB)	11/15/09	Buf	9	11.1	0
101	Chris Sanders	10/18/98	Cin	3	33.7	0	100	Charlie Joiner	10/25/70	SD	5	20.0	1
101	Tim Smith	10/21/84	SF	6	16.8	1	100	Chris Sanders	12/19/99	Atl	5	20.0	1
101	Kendall Wright	09/13/15	TB	4	25.3	1	100	Chris Sanders	12/14/97	Bal	7	14.3	0
100	Dave Casper (TE)	11/28/82	NE	6	16.7	1	100	Chris Sanders	10/13/96	Atl	4	25.0	1
100	Curtis Duncan	12/13/92	GB	6	16.7	0	100	Frank Wycheck (TE)	10/21/01	Det	7	14.3	1
100	Charley Frazier	09/03/66	Den	6	16.7	3							

CAREER 100-YARD RUSHING GAMES

No.	Player	W-L-T
39	Earl Campbell	28-11-0
36	Eddie George	30-6-0
35	Chris Johnson	26-9-0
11	Hoyle Granger	8-2-1
8	Mike Rozier	6-2-0
7	Chris Brown	4-3-0
7	LenDale White	6-1-0
7	Lorenzo White	4-3-0
6	Gary Brown	6-0-0
6	Ronnie Coleman	5-1-0
6	DeMarco Murray	4-2-0
6	Charlie Tolar	6-0-0
6	Travis Henry	3-3-0
5	Billy Cannon	5-0-0
3	Rob Carpenter	2-1-0
3	Larry Moriarty	2-1-0
3	Dave Smith	3-0-0
2	Sid Blanks	2-0-0
2	Woody Campbell	2-0-0
2	Allen Pinkett	2-0-0
2	Rodney Thomas	2-0-0
1	Ode Burrell	0-1-0
1	Joe Dawkins	0-1-0
1	Don Hardeman	1-0-0
1	Derrick Henry	1-0-0
1	Skip Hicks	1-0-0
1	Roy Hopkins	1-0-0
1	Marcus Mariota	1-0-0
1	Paul Robinson	0-1-0
1	Fred Willis	0-1-0
1	Butch Woolfolk	1-0-0

CAREER 300-YARD PASSING GAMES

No.	Player	W-L-T
38	Warren Moon	20-18-0
15	George Blanda	5-10-0
10	Steve McNair	4-6-0
5	Marcus Mariota	2-3-0
3	Matt Hasselbeck	3-0-0
3	Jake Locker	1-2-0
3	Billy Volek	0-3-0
3	Dan Pastorini	0-3-0
2	Cody Carlson	1-1-0
2	Ryan Fitzpatrick	1-1-0
2	Jacky Lee	1-0-1
2	Archie Manning	0-2-0
2	Neil O'Donnell	1-1-0
2	Vince Young	1-1-0
1	Pete Beathard	0-0-1
1	Chris Chandler	1-0-0
1	Kerry Collins	0-1-0
1	Lynn Dickey	1-0-0
1	Zach Mettenberger	0-1-0
1	Gifford Nielsen	1-0-0
1	Jerry Rhome	0-1-0
1	Ken Stabler	0-1-0
1	Don Trull	0-1-0

CAREER 100-YARD RECEIVING GAMES

No.	Player	W-L-T
26	Charlie Hennigan	12-14-0
24	Drew Hill	15-9-0
18	Ernest Givins	7-11-0
14	Ken Burrough	12-2-0
13	Derrick Mason	7-6-0
10	Tim Smith	3-7-0
9	Drew Bennett	3-6-0
9	Nate Washington	4-5-0
8	Charles Frazier	3-5-0
8	Bill Groman	8-0-0
8	Chris Sanders	6-2-0
7	Kenny Britt	4-3-0
6	Haywood Jeffire	3-3-0
5	Jerry LeVias	3-1-1
5	Kendall Wright	3-2-0
4	Kevin Dyson	3-1-0
4	Rishard Matthews	2-2-0
4	Alvin Reed	1-3-0
4	Webster Slaughter	2-2-0
4	Delanie Walker	1-3-0
3	Curtis Duncan	1-2-0
3	Justin Gage	3-0-0
2	Mike Barber	2-0-0
2	Jim Bierne	0-1-1
2	Jared Cook	1-1-0
2	Willard Dewveall	1-1-0
2	Dorial Green-Beckham	1-1-0
2	Justin Hunter	1-1-0
2	Billy Johnson	2-0-0
2	Charlie Joiner	0-1-1
2	Yancey Thigpen	0-2-0
2	Lorenzo White	2-0-0
2	Butch Woolfolk	1-1-0
1	Sid Blanks	0-1-0
1	Chris Brown	1-0-0
1	Pat Coleman	1-0-0
1	Willie Fraizer	1-0-0
1	Eddie George	0-1-0
1	Mac Haik	1-0-0
1	Ronnie Harmon	1-0-0
1	Leonard Harris	1-0-0
1	Mike Holston	0-1-0
1	Roy Hopkins	0-1-0
1	Chris Johnson	1-0-0
1	Brandon Jones	1-0-0
1	Mike Montgomery	0-1-0
1	Dave Parks	1-0-0
1	Carl Pickens	1-0-0
1	Bo Scaife	1-0-0
1	Ben Troupe	0-1-0
1	Gary Wellman	1-0-0
1	John White	0-1-0
1	Damian Williams	1-0-0
1	Oliver Williams	0-1-0
1	Roydell Williams	1-0-0
1	Frank Wycheck	1-0-0

TOP PERFORMANCES BY TEAMMATES

GAMES WITH MORE THAN ONE 100-YARD RUSHER

Dec. 15, 1962	@ New York, Billy Cannon (9-103) and Charlie Tolar (29-107)
Nov. 12, 1967	@ Denver, Woody Campbell (16-101) and Hoyle Granger (22-142)
Dec. 3, 1967	vs. Miami, Woody Campbell (18-141) and Hoyle Granger (25-111)
Sep. 28, 1975	vs. San Diego, Ronnie Coleman (16-112) and Don Hardeman (27-107)
Nov. 27, 1977	vs. Kansas City, Rob Carpenter (14-149) and Ronnie Coleman (15-101)
Oct. 19, 2008	@ Kansas City, Chris Johnson (18-168) and LenDale White (17-149)
Nov. 27, 2008	@ Detroit, Chris Johnson (16-125) and LenDale White (23-106)

GAMES WITH MORE THAN ONE 100-YARD RECEIVER

Nov. 25, 1960	@ Boston, Bill Groman (9-171) and Charlie Hennigan (7-113)
Sep. 24, 1961	@ San Diego, Charlie Hennigan (6-109) and John White (6-112)
Oct. 13, 1961	@ Boston, Bill Groman (8-148) and Charlie Hennigan (13-272)
Oct. 22, 1961	vs. Dallas, Bill Groman (4-123) and Charlie Hennigan (4-108)
Sep. 12, 1964	@ San Diego, Sid Banks (12-131) and Charlie Hennigan (7-104)
Nov. 6, 1964	@ Boston, Charles Frazier (9-143) and Willie Frazier (2-102)
Nov. 4, 1973	@ Baltimore, Ken Burrough (7-117) and Dave Parks (5-127)
Nov. 20, 1978	vs. Miami, Mike Barber (4-112) and Ken Burrough (6-103)
Nov. 20, 1988	vs. Phoenix, Ernest Givens (5-118) and Drew Hill (5-100)
Nov. 25, 2001	vs. Pittsburgh, Kevin Dyson (4-112) and Derrick Mason (7-114)
Dec. 2, 2001	@ Cleveland, Kevin Dyson (6-110) and Derrick Mason (3-122)
Dec. 19, 2004	@ Oakland, Derrick Mason (9-121) and Drew Bennett (13-160)
Nov. 24, 2013	@ Oakland, Justin Hunter (6-109) and Kendall Wright (6-103)

GAMES WITH 300-YARD PASSER, TWO 100-YARD RECEIVERS

Nov. 25, 1960	at Boston, Jackie Lee (331 yards passing), Bill Groman (171 receiving), Charlie Hennigan (113 receiving)
Oct. 13, 1961	at Boston, Jacky Lee (457 yards passing), Charlie Hennigan (272 receiving), Bill Groman (148 receiving)
Nov. 6, 1964	at Boston, George Blanda (328 yards passing), Charles Frazier (143 receiving), Willie Frazier (102 receiving)
Nov. 4, 1973	at Baltimore, Lynn Dickey (340 yards passing), Dave Parks (127 receiving), Ken Burrough (117 receiving)
Nov. 25, 2001	vs. Pittsburgh, Steve McNair (334 yards passing), Derrick Mason (114 receiving), Kevin Dyson (112 receiving)
Dec. 19, 2004	at Oakland, Billy Volek (492 yards passing), Drew Bennett (160 receiving), Derrick Mason (121 receiving)
Nov. 24, 2013	at Oakland, Ryan Fitzpatrick (320 yards passing), Justin Hunter (109 receiving), Kendall Wright (103 receiving)

GAMES WITH 100-YARD RUSHER, 100-YARD RECEIVER & 300-YARD PASSER

Dec. 17, 1961	at Oakland, George Blanda (350 yards passing), Billy Cannon (145 rushing), Charlie Hennigan (123 receiving), Willard Dewveall (108 receiving)
Sep. 4, 1983	vs. Green Bay, Archie Manning (348 yards passing), Earl Campbell (123 rushing), Tim Smith (197 receiving)
Nov. 29, 1987	at Indianapolis, Warren Moon (327 yards passing), Mike Rozier (122 rushing), Drew Hill (134 receiving)
Nov. 26, 1990	vs. Buffalo, Warren Moon (300 yards passing), Lorenzo White (125 rushing), Drew Hill (102 receiving)
Sep. 6, 1992	vs. Pittsburgh, Warren Moon (330 yards passing), Lorenzo White (100 rushing) and Haywood Jeffires (17 receiving)
Nov. 29, 2009	vs. Arizona, Vince Young (387 yards passing), Chris Johnson (154 rushing) and Kenny Britt (128 receiving)

LARGEST WIN/LOSS MARGINS

LARGEST MARGIN OF VICTORY

MARGIN	SCORE	DATE	OPPONENT
1. 55 points	55-0	9/9/61	OAKLAND
2. 47 points	47-0	11/6/77	CHICAGO
3. 44 points	58-14	12/9/90	CLEVELAND
4. 42 points	55-13	11/5/61	at Denver
5. 40 points	47-7	12/13/09	ST. LOUIS
6. 39 points	56-17	10/14/62	N.Y. TITANS
7. 38 points	45-7	9/3/66	DENVER
8. 37 points	47-10	11/27/08	at Detroit
9. 36 points	49-13	11/19/61	N.Y. TITANS
10. 35 points	41-6	12/11/88	CINCINNATI
35 points	38-3	11/14/93	at Cincinnati
12. 34 points	37-3	11/11/12	at Miami
34 points	44-10	12/15/62	at N.Y. Titans
13. 32 points	35-3	12/10/00	CINCINNATI
32 points	35-3	10/27/91	CINCINNATI
32 points	39-7	10/1/89	MIAMI

LARGEST MARGIN OF DEFEAT

MARGIN	SCORE	DATE	OPPONENT
1. 59 points	59-0	10/18/09	at New England
2. 54 points	61-7	12/17/89	at Cincinnati
3. 48 points	55-7	12/23/12	at Green Bay
4. 44 points	44-0	11/1/70	at St. Louis
44 points	61-17	12/17/72	CINCINNATI
6. 43 points	57-14	10/1/17	at Houston
7. 42 points	45-3	11/1/63	at Boston
42 points	52-10	12/20/70	at Dallas
42 points	45-3	9/18/88	at N.Y. Jets
10. 41 points	55-14	11/6/83	CINCINNATI
41 points	51-10	10/13/74	at Minnesota
12. 39 points	52-13	9/18/66	at N.Y. Jets
13. 34 points	34-0	10/9/72	OAKLAND
34 points	34-0	11/26/89	at Kansas City
34 points	41-7	10/23/11	HOUSTON
16. 33 points	40-7	11/22/87	CLEVELAND
33 points	40-7	9/17/06	at San Diego