



JACKSONVILLE JAGUARS AT ARIZONA CARDINALS

2017 NFL WEEK 12 GAME RELEASE
SUNDAY, NOVEMBER 26 | 4:25 PM EST | UNIVERSITY OF PHOENIX STADIUM



FOR IMMEDIATE RELEASE

TUESDAY, NOV. 21, 2017



JACKSONVILLE JAGUARS (7-3) AT ARIZONA CARDINALS (4-6)

SUNDAY, NOV. 26, 2017 • 4:25 P.M. EST • UNIVERSITY OF PHOENIX STADIUM (65,000)



Tad Dickman - Sr. Manager, Public Relations • Amanda Holt - Business Public Relations Strategy Manager • Alex Brooks - Public Relations Coordinator
 Andy Esworthy - Public Relations Assistant • Gaby Moran - Public Relations Assistant • Dan Edwards - Sr. Vice President, Communications



THE OVERVIEW

In Week 12, the Jacksonville Jaguars, who sit atop the AFC South with a 7-3 record, travel to Arizona to face the Cardinals (4-6) at University of Phoenix Stadium on Sunday, Nov. 26 at 4:25 p.m. ET. The Jaguars, winners of four consecutive games, have sole possession of first place in their division entering Week 12 for the first time since 1999, when they were 9-1 and led the AFC Central. The Jaguars' streak of four consecutive wins is their longest winning streak since 2007 and a win on Sunday would mark the team's first five-game win streak since Dec. 18, 2005 - Sept. 18, 2006 (and first five-game winning streak in a single season since 2005). Sunday's matchup with Arizona marks the fifth game in series history between the clubs (series split 2-2) and the Jaguars' first appearance at University of Phoenix Stadium.

Entering Week 12, the Jaguars rank third in the AFC standings, trailing first-ranked Pittsburgh (8-2) and second-ranked New England (8-2). The Jaguars' seven wins against AFC opponents are the most in the NFL this season. In Week 11, the Jaguars defeated the Browns, 19-7, in the team's first game in sub-40 degrees weather since Dec. 30, 2012 (39 degrees at Tennessee) at Cleveland's FirstEnergy Stadium. After beating the Browns, the Jaguars went 4-0 against the AFC North this season for the first time since 2005. In their four victories over AFC North opponents in 2017, the Jaguars' average margin of victory was 22.25 points per game. The Jaguars have won four of their first five road games of the season for just the third time in franchise history and the first time since 2007.



THE NFL'S TOP DEFENSE

The Jaguars defense leads the NFL in scoring defense (14.1 points allowed per game) and total yardage (allowing 275.6 yards per game), and are the first team since the 2005 Chicago Bears to allow fewer than 150 points (141) and fewer than 2,800 total net yards (2,756) through 10 games of a season. The Jaguars lead the NFL with 40 sacks this season and the team's 40 sacks are the second-most though 10 games in franchise history (41 in 1999). The Jaguars are the only team in the NFL that has four players with 5.0 or more sacks (DE **Calais Campbell** - 11.5; DE **Yannick Ngakoue** - 9.0; DE **Dante Fowler Jr.** 6.5; DT **Malik Jackson** - 5.0). Campbell is tied for the NFL lead with 11.5 sacks, and needs 1.0 sack in Week 12 against his former club, Arizona, to break the Jaguars' single season sack record of 12.0, set by **Tony Brackens** in 1999. Ngakoue, who registered two sack-fumbles in Week 11 at Cleveland and has totaled seven sack-fumbles in 26 career games, leads the NFL with five forced fumbles. The Jaguars are tied for the NFL lead with 23 takeaways this season (13 INTs, 10 fumble recoveries), and their +11 turnover differential is the best in the NFL. The Jaguars totaled five takeaways in Week 11 at Cleveland (two INTs, three fumble recoveries), matching their season-high of five takeaways (five INTs) in Week 5 at Pittsburgh. The Jaguars defense has held its opponent to a three-and-out on the opening offensive possession in six of 10 games this season and the only points they have allowed on their opponents' opening offensive possessions was a FG by the Steelers in Week 5 at Pittsburgh.



AFC SOUTH 2017 STANDINGS

Team	W	L	T	PF	PA	Home	Road	Div	Conf	Streak
Jacksonville	7	3	0	245	141	3-2-0	4-1-0	2-1-0	7-2-0	4W
Tennessee	6	4	0	222	253	4-1-0	2-3-0	2-1-0	5-4-0	1L
Houston	4	6	0	267	262	3-3-0	1-3-0	1-2-0	3-4-0	1W
Indianapolis	3	7	0	179	280	2-3-0	1-4-0	1-2-0	2-4-0	1L



ON THE CALL

TV BROADCAST INFORMATION: This Sunday's game will be broadcast regionally on CBS, locally on WJAX 47. **Spero Dedes** will handle the play-by-play duties with **Adam Archuleta** providing analysis.

NATIONAL RADIO BROADCAST INFORMATION: ESPN Radio will be broadcasting this week's game. **Jason Benetti** will handle play-by-play duties with **Dusty Dvoracek** providing analysis.

RADIO BROADCAST INFORMATION: WJXL 1010-AM/92.5-FM returned as the team's radio broadcast partner in 2017, along with simulcast partner WGNE 99.9-FM. Jaguars radio broadcasts feature play-by-play announcer **Frank Frangie** joining former Jaguars **Jeff Lageman** and **Tony Boselli** in the booth, with **Rick Ballou** reporting from the sidelines. Jaguars.com reporter **J.P. Shadrick** co-hosts game day studio coverage alongside **Mike Dempsey** for the Jaguars radio network. The Publix tailgate show starts the gameday broadcast three hours prior to kickoff.



MEDIA SCHEDULE

Tuesday, Nov. 21

10:45 a.m. Head Coach **Doug Marrone** available in TV studio
 11:45 a.m.-12:05 p.m. Practice open to media on practice fields
 1:30-2:15 p.m. Locker room open for interviews
 2:15 p.m. QB **Blake Bortles** available in TV studio

Wednesday, Nov. 22

11:45 a.m.-12:05 p.m. Practice open to media on practice fields
 1:30 p.m. OC **Nathaniel Hackett**, DC **Todd Wash** & STC **Joe DeCamillis** available
 1:30-2:15 p.m. Locker room open for interviews

WEDNESDAY CONFERENCE CALLS

Cardinals: HC **Bruce Arians** at 10:15 a.m.; QB **Blaine Gabbert** at 3:25 p.m.

Thursday, Nov. 23

No media availability - Happy Thanksgiving!

Friday, Nov. 24

10:50-11:10 a.m. Practice open to media on practice field
 12:25 p.m. Head Coach **Doug Marrone** available to media
 12:25-1:10 p.m. Locker room open to media

Saturday, Nov. 25

No media availability - travel day

Sunday, Nov. 26

4:25 p.m. Kickoff at Arizona Cardinals



JAGUARS MEDIA

The Jaguars Public Relations department utilizes Jaguars.com/media to keep the media up-to-date with relevant materials. On this site, you will find press releases, weekly game releases, transcripts, updated player biographies, results, game books, as well as the 2017 Jaguars media guide. For a PDF version of the media guide, please visit: http://prod.static.jaguars.clubs.nfl.com/assets/PDFs/MediaGuide/2017_mediaguide.pdf

To be added to the Jaguars distribution list, please email **Gaby Moran** (morang@nfl.jaguars.com).

MEDIA INFORMATION

2017 REGULAR SEASON SCHEDULE

Date	Opponent	Time/Result
Sun. Sept. 10	at Houston Texans	W, 29-7
Sun. Sept. 17	TENNESSEE TITANS	L, 16-37
Sun. Sept. 24	BALTIMORE RAVENS	W, 44-7
Sun. Oct. 1	at New York Jets	L, 20-23 (OT)
Sun. Oct. 8	at Pittsburgh Steelers	W, 30-6
Sun. Oct. 15	LOS ANGELES RAMS	L, 17-27
Sun. Oct. 22	at Indianapolis Colts	W, 27-0
Sun. Oct. 29	BYE WEEK	
Sun. Nov. 5	CINCINNATI BENGALS	W, 23-7
Sun. Nov. 12	LOS ANGELES CHARGERS	W, 20-17 (OT)
Sun. Nov. 19	at Cleveland Browns	W, 19-7
Sun. Nov. 26	at Arizona Cardinals	4:25 p.m. (CBS)
Sun. Dec. 3	INDIANAPOLIS COLTS	1 p.m. (CBS)
Sun. Dec. 10	SEATTLE SEAHAWKS	1 p.m. (FOX)
Sun. Dec. 17	HOUSTON TEXANS	1 p.m. (CBS)
Sun. Dec. 24	at San Francisco 49ers	4:05 p.m. (CBS)
Sun. Dec. 31	at Tennessee Titans	1 p.m. (CBS)

All Game Times Eastern • Bold games: HOME

NFL WEEK 12 SCHEDULE

Thursday, November 23

Minnesota at Detroit..... 12:30 p.m.
 Los Angeles Chargers at Dallas..... 4:30 p.m.
 New York Giants at Washington..... 8:30 p.m.

Sunday, November 26

Tampa Bay at Atlanta..... 1 p.m.
 Cleveland at Cincinnati..... 1 p.m.
 Tennessee at Indianapolis..... 1 p.m.
 Buffalo at Kansas City 1 p.m.
 Miami at New England..... 1 p.m.
 Carolina at New York Jets 1 p.m.
 Chicago at Philadelphia..... 1 p.m.
 Seattle at San Francisco 4:05 p.m.
Jacksonville at Arizona 4:25 p.m.
 New Orleans at Los Angeles Rams..... 4:25 p.m.
 Denver at Oakland 4:25 p.m.
 Green Bay at Pittsburgh 8:30 p.m.

Monday, November 27

Houston at Baltimore..... 8:30 p.m.

All Game Times Eastern

PRONUNCIATION GUIDE

Eli Ankou	EE-lee ANN-koo
A.J. Bouye	BOY-yay
A.J. Cann	CAN
Calais Campbell	kuh-LAY-us
Marcell Dareus	DAR-ee-us
Tashaun Gipson	tuh-SHAWN
Colin Holba	HOLE-buh
Abry Jones	A-bree
Josh Lambo	lam-BOH
Jaydon Mickens	jay-DON
Yannick Ngakoue	yah-NEEK in-GAH-kway
Patrick Omameh	oh-MAH-may
Jermey Parnell	Jeremy
William Poehls	pails
Paul Posluszny	puz-LUZ-nee
James O'Shaughnessy	O-SEAN-uh-see
Dawuane Smoot	duh-WAHN
Jarrod Wilson	Jared

2017 TV AFFILIATES

WJAX	Jacksonville (flagship)
WFOX	Jacksonville (flagship)
WFTV	Orlando, Fla.
WSAV	Savannah, Ga.
WJTC	Mobile, Ala.
WTVY	Dothan, Ala.
WCJB	Gainesville, Fla.
WJHG	Panama City, Fla.
WCTV	Tallahassee, Fla.
WTAT	Charleston, S.C.
WSWG	Albany, Ga.
WIYC	Montgomery Selma, Ala.
WTVM	Columbus, Ga.
WRDW	Augusta, Ga.

2017 RADIO AFFILIATES

WJXL 1010 AM/92.5 FM		Jacksonville (flagship)			
STATION	CITY	AM/FM	STATION	CITY	AM/FM
WGNE	Jacksonville	99.9 FM	WJEM	Valdosta, Ga.	1150 AM/96.1 FM
WAOC	St. Augustine	1240 AM	WDDQ	Valdosta, Ga.	92.1 FM
WHOG	Daytona Beach	92.1 FM	WHFX	Brunswick, Ga.	107.7 FM
WGGG	Gainesville	92.1 FM/900 AM	WIFO	Jesup, Ga.	105.5 FM
WBDO	Orlando	1080 AM	WAYX	Waycross, Ga.	96.3 FM
WJHC	Jasper	107.5 FM	WZBX	Statesboro, Ga.	106.5 FM
WIXC	Melbourne	1060 AM	WNZF	Palm Coast	1550 AM
WMOP	Ocala	100.1 FM/1230 AM	WKBX	Kingsland, Ga.	106.3 FM

WEEKLY BROADCAST LINEUP

DAY	SHOW NAME	SHOW HOSTS	TIME	STATION
Monday	Jaguars Monday	J.P. Shadrick, Tony Boselli, Pete Prisco	6-8 p.m.	1010 XL, 92.5, jaguars.com
	Jaguars All Access presented by Fields Auto Group	Brent Martineau, Jeff Lageman, Calais Campbell and a player guest	7-7:30 p.m.	WJAX-TV
Tuesday	Jags Wired		11:35 p.m.	WFOX-TV
Wednesday	Jaguars.com Live presented by EverBank		1:30 p.m.	Jaguars.com
Thursday	Doug Marrone Show	Doug Marrone, Jeff Lageman, J.P. Shadrick	6-7 p.m.	1010 XL, 92.5, 99.9, jaguars.com
	Jaguars Thursday	J.P. Shadrick, Jeff Lageman, Tony Boselli	7-8 p.m.	1010 XL, 92.5, jaguars.com
Game day	EverBank Jaguars Weekend	J.P. Shadrick	10:30-11 a.m.	WFOX-TV
	Publix Tailgate Show	J.P. Shadrick, Mike Dempsey, others	3 hours before game	1010 XL, 92.5, jaguars.com
	Countdown to Kickoff	J.P. Shadrick, Mike Dempsey, others	1 hour before game	1010 XL, 92.5, 99.9, jaguars.com
	Jaguars Game Day	Frank Frangie, Jeff Lageman, Tony Boselli, Rick Ballou		1010 XL, 92.5, 99.9, jaguars.com
	Jaguars Postgame	J.P. Shadrick, Mike Dempsey, Jeff Lageman, Fred Taylor	Postgame	1010 XL, 92.5, 99.9, jaguars.com
	Scoreboard Show	J.P. Shadrick, Mike Dempsey	1 hour after game ends	1010 XL, 92.5, jaguars.com

2017 STATISTICS

2017 BY THE NUMBERS

111

In Week 11, RB **Leonard Fournette** recorded 28 carries for 111 rushing yards against the Cleveland Browns. His Week 11 performance marked Fournette's fourth 100-yard rushing game, tied for the most in the NFL. Fournette is one of just 15 players in NFL history to rush for more than 100 yards four times in his first eight career games.

96

The Jaguars defense registered four takeaways (two INTs, two fumble recoveries) against the Browns in Week 11. The Jaguars were able to score 16 points from the takeaways and have totaled 96 points from turnovers on the season, the most in the league.

9.0-3

DL **Calais Campbell** and DE **Yannick Ngakoue** have combined for 21.5 sacks and eight forced fumbles so far in 2017. The duo are two of four players this season to register at least 9.0 sacks and three forced fumbles and the only teammates to accomplish the feat.

5

With a fumble recovery for a TD by LB **Telvin Smith** last Sunday against Cleveland, the Jaguars have registered five defensive TDs this year (two INTs, three fumble recoveries), tied for the most in the NFL with Detroit. This marks the seventh time in franchise history in which the Jaguars have scored at least one INT for a TD and one fumble recovery for a TD in a single season and the first to record at least two scores in each category.

JAGUARS MILESTONES

CB A.J. Bouye:

- Needs one INT in Week 12 at Arizona to mark three consecutive games with an INT for the first time in his career

DE Calais Campbell:

- Needs 1.0 more sacks in 2017 to set a single-season franchise record, topping **Tony Brackens'** 12 in 1999.
- Needs four more tackles for loss in 2017 to register his eighth consecutive season with at least 12 tackles for a loss

RB Leonard Fournette:

- Needs one rushing yard to surpass **T.J. Yeldon** (740 in 2015) for the third-most rushing yards in a single season by a rookie in franchise history

WR Marqise Lee:

- Needs 100 receiving yards in Week 12 at ARI to register his first 100-yard receiving game since 12/11/16 vs. MIN (five receptions for 113 yards)

TE Mercedes Lewis:

- With a start on Sunday, will have started 151 games as a Jaguar, the second-most in franchise history surpassing former WR **Jimmy Smith**

LB Paul Posluszny:

- Needs one INT to tie DB **Derek Cox** (12; 2009-12) for the fourth-most career INTs in franchise history

CB Jalen Ramsey:

- Needs one more pass defensed in 2017 to set a single-season career high

LB Telvin Smith:

- Needs one defensive TD to tie CB **Aaron Beasley** (4; 1996-2001) for most defensive TDs in franchise history

2017 NFL STANDINGS

AFC East

Team	W	L	T	PF	PA	Home	Road	Div	Conf	Streak
New England	8	2	0	290	203	3-2-0	5-0-0	1-0-0	5-1-0	6W
Buffalo	5	5	0	208	250	4-1-0	1-4-0	1-1-0	3-3-0	3L
Miami	4	6	0	157	254	2-3-0	2-3-0	1-1-0	3-3-0	4L
New York Jets	4	6	0	201	222	3-2-0	1-4-0	2-3-0	4-4-0	1L

AFC North

Team	W	L	T	PF	PA	Home	Road	Div	Conf	Streak
Pittsburgh	8	2	0	227	165	3-1-0	5-1-0	3-0-0	6-1-0	5W
Baltimore	5	5	0	213	171	2-2-0	3-3-0	2-1-0	4-3-0	1W
Cincinnati	4	6	0	169	199	2-2-0	2-4-0	1-2-0	4-5-0	1W
Cleveland	0	10	0	150	259	0-6-0	0-4-0	0-3-0	0-8-0	10L

AFC South

Team	W	L	T	PF	PA	Home	Road	Div	Conf	Streak
Jacksonville	7	3	0	245	141	3-2-0	4-1-0	2-1-0	7-2-0	4W
Tennessee	6	4	0	222	253	4-1-0	2-3-0	2-1-0	5-4-0	1L
Houston	4	6	0	267	262	3-3-0	1-3-0	1-2-0	3-4-0	1W
Indianapolis	3	7	0	179	280	2-3-0	1-4-0	1-2-0	2-4-0	1L

AFC West

Team	W	L	T	PF	PA	Home	Road	Div	Conf	Streak
Kansas City	6	4	0	262	220	3-1-0	3-3-0	2-1-0	4-2-0	2L
Los Angeles Chargers	4	6	0	221	196	2-3-0	2-3-0	2-2-0	3-5-0	1W
Oakland	4	6	0	204	247	2-3-0	2-3-0	1-2-0	4-5-0	1L
Denver	3	7	0	183	259	3-3-0	0-4-0	2-2-0	2-5-0	6L

NFC East

Team	W	L	T	PF	PA	Home	Road	Div	Conf	Streak
Philadelphia	9	1	0	320	188	5-0-0	4-1-0	4-0-0	7-0-0	8W
Dallas	5	5	0	242	242	2-3-0	3-2-0	2-1-0	4-4-0	2L
Washington	4	6	0	238	266	2-3-0	2-3-0	0-3-0	3-5-0	2L
New York Giants	2	8	0	162	247	1-4-0	1-4-0	0-2-0	0-7-0	1W

NFC North

Team	W	L	T	PF	PA	Home	Road	Div	Conf	Streak
Minnesota	8	2	0	241	172	5-1-0	3-1-0	2-1-0	6-1-0	6W
Detroit	6	4	0	271	234	2-3-0	4-1-0	3-0-0	5-3-0	3W
Green Bay	5	5	0	204	230	3-3-0	2-2-0	2-2-0	4-4-0	1L
Chicago	3	7	0	174	221	2-4-0	1-3-0	0-4-0	1-7-0	3L

NFC South

Team	W	L	T	PF	PA	Home	Road	Div	Conf	Streak
New Orleans	8	2	0	302	196	4-1-0	4-1-0	2-0-0	6-1-0	8W
Carolina	7	3	0	213	180	3-2-0	4-1-0	2-1-0	4-3-0	3W
Atlanta	6	4	0	231	210	2-2-0	4-2-0	0-1-0	5-1-0	2W
Tampa Bay	4	6	0	203	228	3-2-0	1-4-0	0-2-0	2-4-0	2W

NFC West

Team	W	L	T	PF	PA	Home	Road	Div	Conf	Streak
Los Angeles Rams	7	3	0	303	186	3-2-0	4-1-0	2-1-0	4-3-0	1L
Seattle	6	4	0	242	199	3-2-0	3-2-0	3-0-0	4-3-0	1L
Arizona	4	6	0	176	254	2-2-0	2-4-0	2-2-0	3-5-0	2L
San Francisco	1	9	0	174	260	1-4-0	0-5-0	0-4-0	1-8-0	1W

2017 TEAM CAPTAINS

Twelfth-year TE **Mercedes Lewis** and fourth-year C **Brandon Linder** serve as the team's offensive captains. Lewis is the longest-tenured player on the roster and the second-longest tenured player in franchise history. Linder enters his fourth year as a starting lineman and his second year as the starting center. Eleventh-year LB **Paul Posluszny** and fourth-year LB **Telvin Smith** serve as Jacksonville's defensive captains. Posluszny has registered 940 tackles for the Jaguars and this marks his fourth consecutive year as a defensive captain. Since taking over as a starter in Week 12 of the 2014 season, Smith has amassed 375 tackles, the second-most in the NFL during that span.

2017 STATISTICS



2017 ROSTER FACTS

Oldest Jaguars Player: Mercedes Lewis, 33, 5/19/84

Youngest Jaguars Player: Cam Robinson, 22, 10/9/95

Heaviest Jaguars Player: William Poehls, 344

Lightest Jaguars Player: Peyton Thompson, 184

Tallest Jaguars Player: Calais Campbell & William Poehls, 6-8

Shortest Jaguars Player: Tyler Patmon & Peyton Thompson, 5-10

Coaches who played football professionally: Doug Marrone (head coach), Marion Hobby (defensive line coach) Keenan McCardell (wide receivers coach), Ron Middleton (tight ends coach/assistant special teams coach), Scott Milanovich (quarterbacks coach), Tom Myslinski (strength and conditioning coordinator), Cedric Scott (assistant strength and conditioning coach), Tyrone Wheatley (running backs coach)

Most seasons with the Jaguars: Mercedes Lewis, 12

Most NFL Seasons: Mercedes Lewis, 12

College with the most Jaguars: Miami (Fla.), 3 - Calais Campbell, Allen Hurns, Brandon Linder; Michigan, 3 - Chad Henne, Patrick Omoreh, Jarrod Wilson; UCLA, 3 - Eli Ankou, Mercedes Lewis, Myles Jack

Former 1st round picks: 7 - TE Mercedes Lewis (Jaguars - 2006), DT Marcell Dareus (Bills - 2011) QB Blake Bortles (Jaguars - 2014), S Calvin Pryor (Jets - 2014), DE Dante Fowler Jr. (Jaguars - 2015), CB Jalen Ramsey (Jaguars - 2016), RB Leonard Fournette (Jaguars - 2017)

Players with Super Bowl rings: DL Malik Jackson, LB Lerentee McCray



JAGUARS/CARDINALS REG. SEASON SERIES BREAKDOWN

Series Meetings:	4
Jaguars' Record:	2-2 (Home: 1-2/ Away 1-0)
First Game:	at JAX 44, ARI 10 (12/10/00)
Last Game:	ARI 27, at JAX 14 (11/17/13)
Current Streak:	2 losses
Longest JAX Win Streak:	2, (12/10/00-11/27/05)
Longest PIT Win Streak:	2 (9/20/09-11/17/13)
Last JAX Home Win:	(12/10/00): at JAX 44, ARI 10
Last JAX Home Loss:	(11/17/13): ARI 27, at JAX 14
Last JAX Road Win:	(11/27/05): JAX 24, at ARI 17
Last JAX Road Loss:	N/A
JAX Shutouts:	none
ARI Shutouts:	none
Most JAX points:	44, (12/10/00): at JAX 44, ARI 10
Most ARI points:	31, (9/20/09): ARI 31, at JAX 17
Total JAX points:	99
Total ARI points:	85
Average JAX points:	24.8
Average ARI points:	21.3
Largest JAX Win:	34, (12/10/00): at JAX 44, ARI 10
Largest ARI Win:	14, (9/20/09): ARI 31, at JAX 17
Most Pts., Both Teams:	54, (12/10/00): at JAX 44, ARI 10
Fewest Pts., Both Teams:	41, 2x (last, 11/17/13): ARI 27, at JAX 14



JAGUARS/CARDINALS 2017 TEAM COMPARISONS

*All based on NFL Rankings

	Jaguars	Cardinals
Record	7-3	4-6
Division Standing	1st (AFC South)	3rd (AFC West)
Turnover Margin	+11 (1st)	-5 (T-24th)
Offense		
Yds Per Game	362.1 (8th)	328.2 (19th)
Yds Per Play	5.30 (16th)	5.03 (21st)
Points Per Game	24.5 (8th)	17.6 (26th)
Possession Average	32:33 (3rd)	29:10 (21st)
Rushing Yds Per Game	160.6 (1st)	69.3 (31st)
Passing Yds Per Game	201.5 (27th)	258.9 (5th)
Had Intercepted	7	11
Sacks Allowed/Yards	16/69	28/186
Fumbles/Lost	14/5	11/5
Third Down Pct.	38.3% (16th)	37.1% (T19th)
Red Zone TD Pct.	53.6% (16th)	66.7% (26th)
Give-Aways	12	16
Defense		
Yds Per Game	275.6 (1st)	344.2 (19th)
Yds Per Play	4.48 (1st)	5.14 (14th)
Points Per Game	14.1 (1st)	25.4 (T25th)
Rushing Yds Per Game	113.6 (16th)	101.3 (10th)
Passing Yds Per Game	162.0 (1st)	242.9 (22nd)
Interceptions	13	9
Sacks/Yards	40/264	24/148
Opponents Fumbles/Lost	18/10	11/2
Third Down Pct.	32.6% (4th)	44.8% (29th)
Red Zone TD Pct.	43.8% (4th)	58.8% (T24th)
Take-Aways	23	11
Special Teams		
Punt-Average Yds (Gross)	43.5	46.5
Punt-Average Yds (Net)	39.5	38.9
Punt Returns-Avg. Per	8.5	5.3
Punt Returns-Avg. Per Allowed	7.4	11.0
Kickoff Returns-Avg. Per	21.4	19.6
Kickoff Returns-Avg. Per Allowed	22.5	19.4
Field Goals Made/Attempts	20/25	13/19
Penalties		
Penalties Against/Yds	68/594	73/586
Opp. Penalties Against/Yd	68/638	86/716



JAGUARS-CARDINALS CONNECTIONS

Coaching Connections

Cardinals Quarterbacks Coach **Byron Leftwich** was originally drafted in the first round (seventh overall) in the 2003 NFL Draft by Jacksonville and is fourth all-time in Jaguars history in passing yards (9,042), completions (789) and TD passes (51) in team history after spending four seasons with the team (2003-2006).

Player Connections

Cardinals QB **Blaine Gabbert** was originally drafted in the first round (10th overall) in the 2011 NFL draft by Jacksonville and appeared in 28 games (27 starts) in three seasons with the team (2011-13)... Cardinals OL **Earl Watford** signed as a free agent with Jacksonville in March and spent the 2017 training camp with the team... Jaguars DE **Calais Campbell** was originally drafted in the second round (50th overall) the 2008 NFL draft by Arizona and spent nine seasons with the team totaling 56.5 sacks, which is second all-time in Cardinals history, and 107 tackles for a loss.

2017 TEAM COMPARISON

JACKSONVILLE JAGUARS

ARIZONA CARDINALS

STATISTIC	JAX	OPP
TOTAL FIRST DOWNS	201	157
Rushing	67	53
Passing	110	92
Penalty	24	12
3rd Down: Made/Att	57/149	43/132
3rd Down Pct.	38.3%	32.6%
4th Down: Made/Att	6/9	1/7
4th Down Pct.	66.7%	14.3%
POSSESSION AVG.	32:33	27:27
TOTAL NET YARDS	3,621	2,756
Avg. Per Game	362.1	275.6
Total Plays	683	615
Avg. Per Play	5.3	4.5
NET YARDS RUSHING	1,606	1,136
Avg. Per Game	160.6	113.6
Total Rushes	349	253
NET YARDS PASSING	2,015	1,620
Avg. Per Game	201.5	162.0
Sacked/Yards Lost	16/69	40/264
Gross Yards	2,084	1,884
Attempts/Completions	318/184	322/184
Completion Pct.	57.9%	57.1%
Had Intercepted	7	13
PUNTS/AVERAGE	55/43.5	63/45.7
NET PUNTING AVG.	39.5	41.1
PENALTIES/YARDS	68/594	68/638
FUMBLES/BALL LOST	14/5	18/10
TOUCHDOWNS	27	15
Rushing	9	6
Passing	12	7
Returns	6	2

STATISTIC	ARI	OPP
TOTAL FIRST DOWNS	198	193
Rushing	31	53
Passing	137	123
Penalty	30	17
3rd Down: Made/Att	52/140	69/154
3rd Down Pct.	37.1%	44.8%
4th Down: Made/Att	5/13	3/7
4th Down Pct.	38.5%	42.9%
POSSESSION AVG.	29:10	30:50
TOTAL NET YARDS	3,282	3,442
Avg. Per Game	328.2	344.2
Total Plays	652	669
Avg. Per Play	5.0	5.1
NET YARDS RUSHING	693	1,013
Avg. Per Game	69.3	101.3
Total Rushes	232	276
NET YARDS PASSING	2,589	2,429
Avg. Per Game	258.9	242.9
Sacked/Yards Lost	28/186	24/148
Gross Yards	2,775	2,577
Attempts/Completions	392/230	369/224
Completion Pct.	58.7%	60.7%
Had Intercepted	11	9
PUNTS/AVERAGE	53/46.5	57/45.4
NET PUNTING AVG.	38.9	42.9
PENALTIES/YARDS	73/586	86/716
FUMBLES/BALL LOST	11/5	11/2
TOUCHDOWNS	20	29
Rushing	4	9
Passing	15	18
Returns	1	2

2017 OFFENSIVE LEADERS		
Category	Player	Total
Scoring	Leonard Fournette	42
Pass Completions	Blake Bortles	184
Pass Attempts	Blake Bortles	315
Completion Pct.	Blake Bortles	58.4%
Passing Yards	Blake Bortles	2,084
Passing TDs	Blake Bortles	12
Passing INTs	Blake Bortles	7
Passer Rating	Blake Bortles	81.8
Yards Per Attempt	Blake Bortles	6.6
Rushes	Leonard Fournette	175
Rushing Yards	Leonard Fournette	740
Rushing Avg.	Leonard Fournette	4.2
Rushing TDs	Leonard Fournette	6
Receptions	Marqise Lee	43
Receiving Yards	Marqise Lee	538
Reception Avg.	Marqise Lee	12.5
Receiving TDs	Mercedes Lewis	5

2017 OFFENSIVE LEADERS		
Category	Player	Total
Scoring	Phil Dawson	56
Pass Completions	Carson Palmer	164
Pass Attempts	Carson Palmer	267
Completion Pct.	Blaine Gabbert	64.7%
Passing Yards	Carson Palmer	1,978
Passing TDs	Carson Palmer	9
Passing INTs	Carson Palmer	7
Passer Rating	Blaine Gabbert	92.4
Yards Per Attempt	Blaine Gabbert	7.6
Rushes	Adrian Peterson	109
Rushing Yards	Adrian Peterson	369
Rushing Avg.	Adrian Peterson	3.4
Rushing TDs	Adrian Peterson	2
Receptions	Larry Fitzgerald	69
Receiving Yards	Larry Fitzgerald	768
Reception Avg.	Larry Fitzgerald	11.1
Receiving TDs	Larry Fitzgerald	4

IN THEIR LAST MEETING



Arizona Cardinals 27, Jacksonville Jaguars 14
Nov. 17, 2013 • EverBank Field • Jacksonville, FL



	1	2	3	4	OT	TOTAL	FG (MADE) & MISSED
ARIZONA CARDINALS	7	7	10	3	-	27	Feely (21) (32)
JACKSONVILLE JAGUARS	14	0	0	0	-	14	

A fast start gave the Jaguars an early 14-0 lead after their first two possessions, but Arizona tied the game in the second quarter before taking over in the second half en route to a 27-14 win. Each team punted eight times as they combined for just 46 rushing yards on the day, with 32 by Jacksonville and 14 by Arizona, but Carson Palmer threw for 419 yards despite three sacks. On the first series of the game the Jaguars were faced with a fourth-and-one at their own 38-yard line, and their aggressiveness was rewarded when Chad Henne hit Danny Noble with a short pass that Noble took the distance for a 62-yard scoring play. The Cardinals answered with a touchdown drive of their own, marching 80 yards in 10 plays with Palmer throwing 14 yards to Larry Fitzgerald to cap it. The Jacksonville special teams made the next big play, a 59-yard return of the ensuing kickoff by Jordan Todman that set the offense up at the Arizona 46. Seven plays later Maurice Jones-Drew pounded in from one yard out for his 80th career touchdown and a 14-7 lead. From there the teams took turns punting until 1:55 remained in the first half when Rashard Mendenhall ran five yards for a touchdown to knot the score at 14-14. On the final play of the half Josh Scobee attempted a 60-yard field goal, which would have been a franchise record, but the kick missed wide left. The Cardinals wasted no time in taking control of the game after halftime, scoring on their first two possessions to take a 24-14 lead. First, a good goal line stand by the Jaguars defense forced a 21-yard Jay Feely field goal, and on the Cardinals' next series Palmer connected with Michael Floyd on a 91-yard touchdown pass. After both teams punted several more times Henne was intercepted and the Cardinals took over at the Jacksonville 22, setting up Feely's 32-yard field goal which made it 27-14 midway through the fourth quarter. The Jaguars failed on a fourth-down play on their next drive, and then Henne was intercepted to end the Jaguars' final possession of the afternoon. Noble's 62-yard touchdown was the first reception of his career. Bryan Anger dropped a career-best six of his eight punts inside the Arizona 20.

Team	Q	Time	Scoring Play	Drive
Jax	1	12:53	D. Noble 62 yd. pass from C. Henne (Scobee kick)	4-71, 2:07
Ari	1	7:50	L. Fitzgerald 14 yd. pass from C. Palmer (Feely kick)	10-80, 5:03
Jax	1	5:08	M. Jones-Drew 1 yd. run (Scobee kick)	7-46, 2:42
Ari	2	1:55	R. Mendenhall 5 yd. run (Feely kick)	5-70, 2:06
Ari	3	10:36	J. Feely 21 yd. Field Goal	9-77, 4:24
Ari	3	7:29	M. Floyd 91 yd. pass from C. Palmer (Feely kick)	3-91, 1:29
Ari	4	7:03	J. Feely 32 yd. Field Goal	5-8, 2:16

TEAM STATS

	ARI	JAX
First Downs (Run-Pass-Pen)	19 (3-16-0)	14 (3-9-2)
Total Yards-Plays-Avg.	416-69-6.0	274-60-4.6
Rushing Yards-Attempts-Avg.	14-24-0.6	32-16-2.0
Net Yards Passing (Sacked-Yds)	402 (3-17)	242 (2-13)
Att-Comp-Int	42-30-0	42-27-2
Third Down Conversions (%)	5-16 (31%)	2-14 (14%)
Fourth Down Conversions (%)	0-0 (0%)	2-3 (67%)
Punts-Avg.	8-44.8	8-47.8
Fumbles-Lost	1-0	0-0
Penalties-Yards	5-42	6-40
Time of Possession	35:53	24:07

INDIVIDUAL STATS

JAGUARS							CARDINALS										
RUSHING							RUSHING										
M. Jones-Drew	ATT	YDS	AVG	LG	TD		R. Mendenhall	ATT	YDS	AVG	LG	TD					
J. Todman	2	9	4.5	5	0		A. Ellington	9	3	0.3	5	0					
Total	16	32	2.0	9	1		C. Palmer	3	-3	-1.0	-1	0					
PASSING							PASSING										
C. Henne	ATT	CMP	YDS	SK/YD	TD	LG	IN	RT	C. Palmer	ATT	CMP	YDS	SK/YD	TD	LG	IN	RT
Total	42	27	255	2/13	1	62	2	69.0	Total	42	30	419	3/17	2	91	0	119.0
RECEIVING							RECEIVING										
A. Sanders	REC	YDS	AVG	LG	TD		M. Floyd	REC	YDS	AVG	LG	TD					
M. Jones-Drew	4	12	3.0	7	0		R. Housler	6	70	11.7	21	0					
C. Harbor	3	32	10.7	21	0		L. Fitzgerald	6	61	10.2	17	1					
M. Lewis	3	23	7.7	9	0		A. Roberts	3	14	4.7	8	0					
M. Brown	2	23	11.5	15	0		R. Mendenhall	3	13	4.3	11	0					
C. Shorts	2	22	11.0	11	0		J. Dray	2	18	9.0	13	0					
K. Taylor	2	20	10.0	15	0		A. Ellington	2	10	5.0	11	0					
D. Noble	1	62	62.0	62	1		J. Ballard	1	29	29.0	29	0					
W. Ta'ufou'u	1	5	5.0	5	0		P. Peterson	1	11	11.0	11	0					
J. Todman	1	-5	-5.0	-5	0		Total	30	419	14.0	91	2					
Total	27	255	9.4	62	1												

INTERCEPTION: None

SACKS: 1.0 J. Babin (-7 yds), 1.0 J. Mincey (-6 yds), 1.0 A. Branch (-4 yds)

TACKLES (TOP 3): J. Cyprien 8 (8 solo), R. Allen 7 (6 solo), J. Babin 5 (4 solo)

INTERCEPTION: 2 (J. Powers, Y. Bell)

SACKS: 1.0 J. Abraham (-7 yds), 1.0 C. Campbell (-6 yds)

TACKLES (TOP 3): J. Powers 6 (6 solo), D. Washington 5 (5 solo), Y. Bell 5 (5 solo)

SERIES HISTORY

JAGUARS ALL-TIME 300+ PASSING GAMES vs. ARIZONA CARDINALS

The Jaguars have never had 300-yard passing performances vs. the Cardinals in franchise history.

JAGUARS ALL-TIME 100+ RUSHING GAMES vs. ARIZONA CARDINALS

The Jaguars have posted one 100-yard rushing game vs. the Cardinals in franchise history.

PLAYER	PERFORMANCE	DATE	RESULT
Fred Taylor.....	137 yards	Dec. 10, 2000 vs. Arizona	W, 44-10

JAGUARS ALL-TIME 100+ RECEIVING GAMES vs. ARIZONA CARDINALS

The Jaguars have posted two 100-yard receiving games vs. the Cardinals in franchise history. The Jaguars have a 1-1 record in such games.

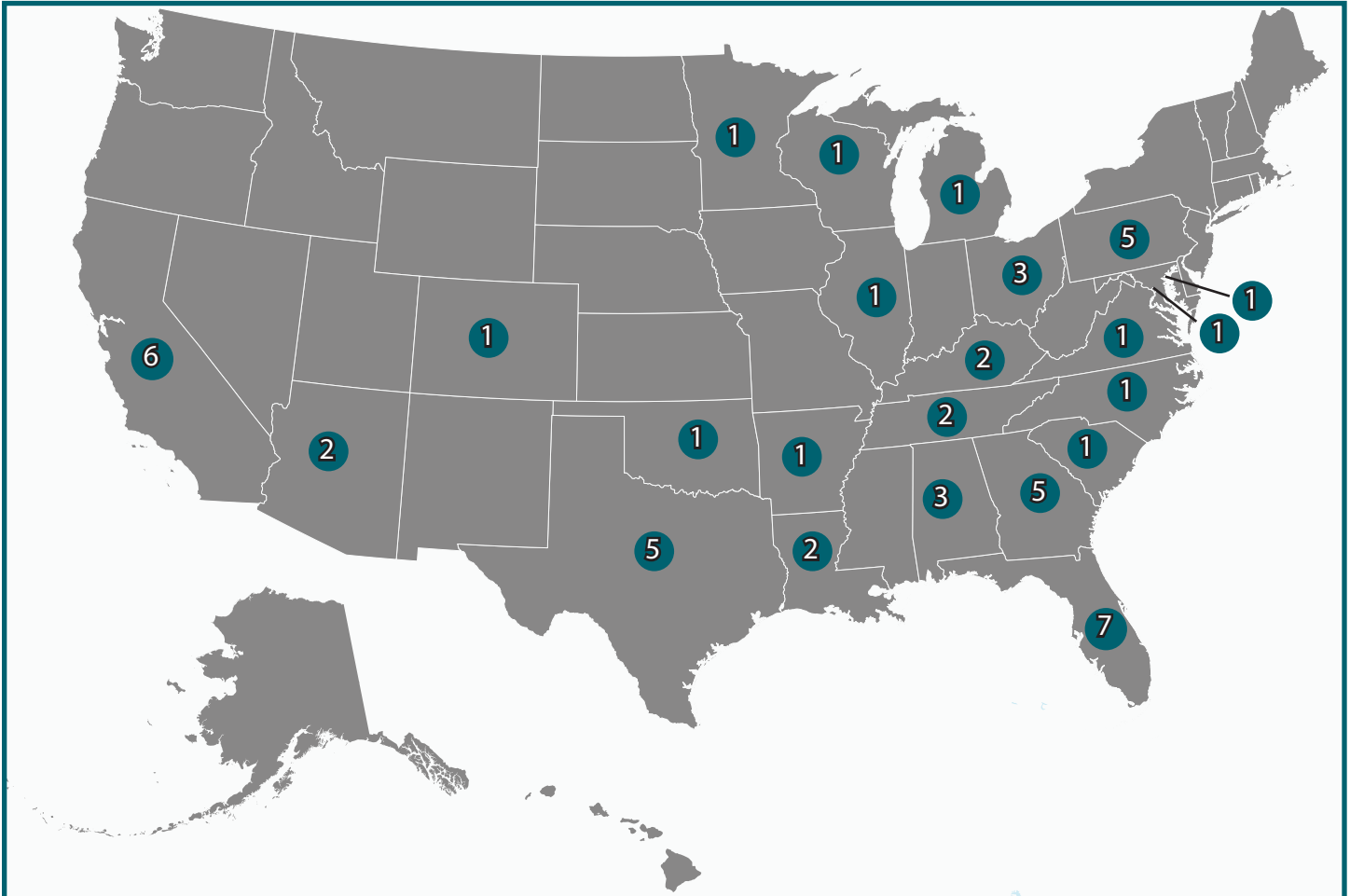
PLAYER	PERFORMANCE	DATE	RESULT
Mike Sims-Walker	106 yards	Sept. 20, 2009 vs. Arizona	L, 17-31
Jimmy Smith	147 yards	Dec. 10, 2000 vs. Arizona	W, 44-10



DL Calais Campbell was drafted by Arizona in the second round in the 2008 NFL Draft and spent nine years with the team totaling 56.5 sacks, which is second all-time in Cardinals history, and 107 tackles for a loss.

HOMETOWN HEROES

The Jaguars players represent 23 states and two countries. Below is a breakdown. *Not seen is Canada.



ALABAMA (3)

Marcell Dareus
Corey Grant
T.J. Yeldon

ARKANSAS (1)

Jermei Parnell

ARIZONA (2)

Myles Jack
William Poehts

CALIFORNIA (6)

Blair Brown
Malik Jackson
Marqise Lee
Mercedes Lewis
Jaydon Mickens
Peyton Thompson

COLORADO (1)

Calais Campbell

DISTRICT OF COLUMBIA (1)

Larry Pinkard

FLORIDA (7)

Tommy Bohanon
Blake Bortles
Dante Fowler Jr.
Allen Hurns
Brandon Linder
Lerentee McCray
Calvin Pryor

GEORGIA (5)

A.J. Bouye
Abry Jones
Jalen Myrick
Donald Payne
Telvin Smith

ILLINOIS (1)

James O'Shaughnessy

KENTUCKY (2)

Keelan Cole
Colin Holba

LOUISIANA (2)

Leonard Fournette
Cam Robinson

MARYLAND (1)

Yannick Ngakoue

MICHIGAN (1)

Josh Lambo

MINNESOTA (1)

Chris Reed

NORTH CAROLINA (1)

Tyler Shatley

OHIO (3)

Patrick Omameh
Dawuane Smoot
Jarrod Wilson

OKLAHOMA (1)

Aaron Colvin

PENNSYLVANIA (4)

Barry Church
Chad Henne
Ben Koyack
Paul Posluszny

SOUTH CAROLINA (1)

A.J. Cann

TENNESSEE (2)

Jalen Ramsey
Josh Walker

TEXAS (4)

Chris Ivory
Tashaun Gipson
Tyler Patmon
Dede Westbrook

VIRGINIA (1)

Josh Wells

WISCONSIN (1)

Brad Nortman

CANADA (1)

Eli Ankou

HEAD COACH DOUG MARRONE



Doug Marrone was named the sixth head coach of the Jaguars on Jan. 9, 2017 after previously serving as the team's interim head coach for the final two games of the 2016 season. Marrone was originally hired as the team's assistant head coach-offensive line coach on January 20, 2015, following a two-year stint as the head coach for the Buffalo Bills (2013-14).

In 2016, Marrone's offensive line allowed 34 sacks, 17 fewer than the previous season (51 sacks allowed) and 37 fewer than in 2014 (71 sacks allowed). The Jaguars' 34 sacks allowed were the fewest sacks allowed by the team since it yielded 31 sacks in 2007.

In his first season with the Jaguars in 2015, Marrone helped the offensive line provide protection for QB Blake Bortles, who set single-season franchise records with 355 completions, 606 pass attempts, 4,428 yards and 35 touchdowns. In addition, Marrone's squad blocked for rookie RB T.J. Yeldon, who accounted for 740 rushing yards and 279 receiving yards in 2015, becoming the first Jaguars rookie to surpass 1,000 scrimmage yards since Maurice Jones-Drew (1,377) in 2006. Yeldon also placed third among AFC RBs in 2016 with 84.9 scrimmage yards per game, trailing only LeSean McCoy and Chris Ivory.

Prior to joining the Jaguars, Marrone compiled a 15-17 mark at the Bills helm including a 9-7 mark in 2014, the team's most wins since 2004. He became only the third coach in Bills history to win 15 games in his first two seasons (Marv Levy, 19; Wade Phillips, 21). The Bills had six Pro Bowl selections during Marrone's two seasons.

The Bills had three different players with 60 receptions in 2014 for the first time in team history (Fred Jackson, 65; Sammy Watkins, 62; Robert Woods, 61) and the club produced six individual 100-yard receiving games. Watkins set team rookie records for receptions and receiving yards (982). The Bills ranked sixth in the NFL in 2014 with a plus-seven turnover differential.

In 2013, Marrone's offensive unit led the AFC and finished second in the NFL in rushing (144.2 avg.) while also leading the league with 95.5 pct. red zone efficiency mark. Rookie quarterback E.J. Manuel started 10 games and set team rookie records for passing touchdowns (11) and completions (180).

Prior to joining the Bills, Marrone spent four seasons (2009-12) as the head coach of his alma mater, Syracuse, where he led the program to a 21-17 record in the last three seasons. He guided the Orange to an 8-5 mark in 2010 and 2012 and both seasons culminated with a New Era Pinstripe Bowl championship. The Orange set several school records in 2012, including total yards (5,681), passing yards (3,619) and first downs (300). Marrone earned the American Football Coaches Association (AFCA) Region 1 Coach of the Year honors in 2011 and was a finalist for the Liberty Mutual Coach of the Year Award.

Marrone spent seven seasons in the NFL (2002-08) before becoming a collegiate head coach. From 2006-08, Marrone served as the offensive coordinator for the New Orleans Saints. He directed an offense that led the NFL in total offense (391.5 avg. in 2006; 410.7 avg. in 2008) and passing yards per game (281.4 avg. in 2006; 311.1 in 2008) in two different seasons (2006-08). The Saints' offensive line held their opponents to the fewest sacks allowed in the NFL in 2006 (16) and tied for the fewest sacks in the NFL from 2006-08 with 52 despite leading the NFL with 1,868 passing attempts during that span. Quarterback Drew Brees captured the NFL passing title in 2006 (4,418 yards) and 2008 (5,069) and became just the second passer in NFL history to eclipse 5,000 passing yards (Dan Marino, 1984).

Prior to his arrival in New Orleans, the franchise had never had a 4,000-yard passer or registered more than 5,700 yards of offense. Brees eclipsed 4,000 passing yards and the offense posted more than 5,700 yards in each of Marrone's three seasons with the Saints. The Saints established a team record with an NFL-best 6,264 yards of offense in 2006, 5,780 in 2007 (4th in the NFL) and led the NFL again in 2008 with 6,571 yards.

In Marrone's first season as an NFL offensive coordinator in 2006, left tackle Jammal Brown was voted to the All-Pro team and to the Pro Bowl in his first year at the position, while guard Jahri Evans was a unanimous All-Rookie selection. The Saints ranked fourth in the NFL in 2007 for total offense and set an NFL record for completions (440) and had franchise bests for passing first downs (222), attempts (652), touchdown passes (28) and completion percentage (67.5). In 2008, the Saints led the NFL in total offense while setting team records for points (463), total yards (6,571), net passing yards (4,977), touchdowns (57) and first downs (354).

Marrone was the offensive line coach of the New York Jets from 2002-05 and the team made two postseason appearances (2002, 2004) with him on the staff. In 2004, the Jets produced the NFL's third-best rushing offense (149.3 avg.) and Curtis Martin led the NFL with 1,697 rushing yards.

Before arriving in New York, Marrone served as tight ends/tackles coach at the University of Tennessee in 2001. He spent the 2000 season at the University of Georgia as offensive line coach after spending the previous five seasons (1995-99) at Georgia Tech where he was part of three consecutive bowl appearances. He was director of football operations for the Yellow Jackets in 1995 before coaching the tight ends in 1996 and offensive line from 1997-99.

Marrone began his coaching career in 1992 at Cortland (N.Y.) State as the school's tight ends coach before having stints as the offensive line coach at U.S. Coast Guard Academy (1993) and Northeastern University in 1994. A native of Bronx, New York, Marrone was a sixth-round draft pick of the Los Angeles Raiders in 1986 and played two years in the NFL. He played with the Miami Dolphins in 1987 and with the Saints in 1989. He also had playing stints with Pittsburgh, Dallas and Minnesota before closing his career with the NFL Europe's London Monarchs from 1991-92. Marrone was a three-year letterman at Syracuse. He returned to Syracuse and graduated in 1991 with a degree in liberal arts.

Doug and his wife, Helen, have two daughters, Madeline and Annie, and a son, Mack.

MARRONE'S TIMELINE

Team	Position	Years
Jacksonville Jaguars	Head Coach	2017
Jacksonville Jaguars	Asst. HC-Off./Off. Line Coach	2015-16*
Buffalo Bills	Head Coach	2013-14
Syracuse	Head Coach	2009-12
New Orleans Saints	Offensive Coordinator	2006-08
New York Jets	Offensive Line Coach	2002-05
Tennessee	Tight Ends/Tackles Coach	2001
Georgia	Offensive Line Coach	2000
Georgia Tech	Offensive Line Coach	1997-99
Georgia Tech	Tight Ends Coach	1996
Georgia Tech	Director of Football Operations	1995
Northeastern	Offensive Line Coach	1994
U.S. Naval Academy	Offensive Line Coach	1993
SUNY Cortland	Tight Ends Coach	1992

* Marrone was interim head coach for last two games in 2016

JAX COACHING HISTORY		
Name (Years)	W-L	W%
Doug Marrone* (2016-17)	8-4	.667
Gus Bradley (2013-16)	14-47	.230
Mike Mularkey (2012)	2-14	.125
Mel Tucker^ (2011)	2-3	.400
Jack Del Rio (2003-11)	68-71	.489
Tom Coughlin (1995-2002)	68-60	.531

* Marrone was interim head coach for last two games (1-1) in 2016
 ^ Tucker was interim head coach for last five games (2-3) in 2011

OFFENSIVE STATISTICS



KINGS OF THE NORTH

After defeating the Browns in Week 11, the Jaguars have swept the AFC North this season, marking the first time to sweep an entire division since 2005 (AFC North). Since the restructuring in 2002, the Jaguars have only twice swept an entire AFC or NFC division in a single season.



OPENING DRIVE SUCCESS

In 2017, the Jaguars have scored on their opening possession in six of the first 10 games, tying a franchise record through 10 games. Their six opening drive scores are already their most in a season since 2010 (six) and are just two shy of the franchise record of eight in 2009, 2007 and 1997.

OPENING OFFENSIVE POSSESSION SCORES (TD or FG) IN FRANCHISE HISTORY

Year	Through 10 Games	Season Total
2017	6	6
2016	0	3
2015	2	4
2014	3	3
2013	2	4
2012	2	5
2011	2	2
2010	4	6
2009	6	8
2008	3	5
2007	4	8
2006	3	6
2005	2	6
2004	2	3
2003	1	1
2002	2	3
2001	1	4
2000	4	5
1999	5	5
1998	4	5
1997	6	8
1996	4	7
1995	5	7

Bold - Franchise Record



OVERTIME STREAK BROKEN

The Jaguars overtime win against the Chargers in Week 10 broke a six-game overtime losing streak. Prior to Sunday, the last time the Jaguars had won an overtime game was on Oct. 18, 2009 against St. Louis (final score: 23-20). Jacksonville has played in 17 overtime games and won eight. Below is a breakdown of overtime games in franchise history:

OVERTIME GAMES IN FRANCHISE HISTORY, 2009-PRESENT

Date	Opponent	Final Score
Nov. 12, 2017	Los Angeles Chargers	W, 20-17
Oct. 1, 2017	at New York Jets	L, 20-23
Oct. 4, 2015	at Indianapolis	L, 13-16
Nov. 18, 2012	at Houston	L, 37-43
Oct. 21, 2012	at Oakland	L, 23-26
Sept. 9, 2012	at Minnesota	L, 23-26
Dec. 26, 2010	Washington	L, 17-20
Oct. 18, 2009	St. Louis	W, 23-20
Sept. 28, 2008	Houston	W, 30-27
Oct. 1, 2006	at Washington	L, 30-36
Oct. 16, 2005	at Pittsburgh	W, 23-17
Sept. 25, 2005	at New York Jets	W, 26-20
Nov. 14, 2004	Detroit	W, 23-17
Oct. 29, 2000	at Dallas	W, 23-17
Oct. 26, 1997	at Pittsburgh	L, 17-23
Nov. 24, 1996	at Baltimore	W, 28-25
Sept. 22, 1996	at New England	L, 25-28



THE RUNNING COMMITTEE

Through Week 11, the Jaguars are averaging 160.6 rushing yards per game, which leads the NFL. Jacksonville has not been ranked in the top five in rushing yards per game since 2010 (third) and have never finished a season ranked first in the category.

RUSHING YARDS PER GAME, 2017, NFL

Rk.	Team	Rush Yds/Gm
1.	Jacksonville	160.6
2.	Philadelphia	144.6
3.	New Orleans	144.0
4.	Dallas	140.4
5.	Chicago	131.8



SERVE AND PROTECT

In 2017, the offensive line has allowed just 16 sacks through 10 games, the second-fewest sacks allowed through 10 games in franchise history. The Jaguars are on pace to finish the season allowing 26 sacks, which would be a franchise record.

FEWEST SACKS ALLOWED THROUGH 10 GAMES IN FRANCHISE HISTORY

Year	Through 10 Games	Season Total
2006	14	30
2017	16	16
1999	21	36
2003	23	28
2004	23	32
2005	23	32
2007	23	31

Bold - Franchise Record



SCORING MARGIN MADE

Through Week 11, the Jaguars have a scoring margin of +104, the fourth-highest in the NFL and the highest in the AFC by 17 points. Since Head Coach **Doug Marrone** took over in Week 16 of the 2016 season, the Jaguars are +121 in point differential, third-best in the NFL over that span, trailing Philadelphia (+151) and New England (+146).

HIGHEST SCORING MARGIN, NFL, 2017

Rk.	Team	Points Margin
1.	Philadelphia	+132
2.	Los Angeles Rams	+117
3.	New Orleans	+106
4.	Jacksonville	+104
5.	New England	+87



O-LINE RISES TO THE CHALLENGE

In 2017, the Jaguars offense held Houston in Week 1, Baltimore in Week 3 and Cincinnati in Week 9 to zero sacks of QB **Blake Bortles**. In the past 10 seasons, the Jaguars have held teams to zero sacks on nine occasions. This marks the first time the Jaguars have held their opponents to zero sacks in multiple games in a single season since 2007 (Weeks 11, 14, 15).

O-LINE ALLOWS ZERO SACKS IN A GAME, 2008-PRESENT, JAGUARS HISTORY

Season	Week	Opponent
2017	9	Cincinnati
2017	3	Baltimore
2017	1	Houston
2016	11	Detroit
2015	2	Miami
2013	8	San Francisco
2010	4	Indianapolis
2009	3	Houston
2008	3	Indianapolis

OFFENSIVE STATISTICS



DRIVE STREAK

In Week 7 against the Colts, the Jaguars scored on their first four possessions (two TDs, two FGs) for the first time since Week 15 of the 2001 season (FG, TD, FG, FG) against Minnesota (W, 33-3). Jacksonville's four straight scoring drives to start a game was the third-longest streak in franchise history.

LONGEST STREAKS OF SCORING DRIVES TO START A REGULAR SEASON GAME IN FRANCHISE HISTORY

Streak	Date	Opponent	Scores
7	Dec. 12, 2000	vs. ARI	FG, TD, TD, TD, FG, FG, TD
5	Oct. 31, 1999	at CIN	TD, TD, FG, TD, FG
4	Oct. 22, 2017	at IND	TD, TD, FG, FG
4	Dec. 23, 2001	at MIN	FG, TD, FG, FG



FOURNETTE FINDS

Below is a breakdown of RB **Leonard Fournette's** first 11 weeks of the season:

FOURNETTE'S GAME-BY-GAME STATISTICS

WEEK	RUSHING					RECEIVING				
	NO	YDS	AVG	LG	TD	NO	YDS	AVG	LG	TD
1 at HOU	26	100	3.8	17	1	3	24	8.0	12	0
2 vs. TEN	14	40	2.9	7	1	2	21	10.5	11	0
3 vs. BAL	17	59	3.5	15	1	3	21	7.0	10	0
4 at NYJ	24	86	3.6	11	0	4	59	14.8	28	1
5 at PIT	28	181	6.5	90t	2	1	3	3.0	3	0
6 vs. LAR	21	130	6.2	75t	1	2	8	4.0	6	0
7 at IND	Inactive (ankle injury)									
9 vs. CIN	Inactive									
10 vs. LAC	17	33	1.9	8	0	2	13	6.5	8	0
11 at CLE	28	111	4.0	29	0	2	7	3.5	9	0
Total	175	740	4.2	90t	6	19	156	8.2	28	1



TOUCHDOWN TOES

Through the first six weeks of 2017, RB **Leonard Fournette** posted a TD in every game (six rushing, one receiving), joining New England's **Robert Edwards** (1998) as the only two rookies in NFL history to score a TD in each of their team's first six games of the season, as well as the first player in franchise history to accomplish the feat.



FOURNETTE IN FRANCHISE HISTORY

In Week 6 against the Rams, RB **Leonard Fournette** recorded 21 carries for 130 rushing yards, the fifth-most rushing yards by a rookie in franchise history. The week before against the Steelers, Fournette posted 181 rushing yards, the second-most in a game by a Jaguars rookie and tied for the fifth-most in a game in franchise history.

MOST RUSHING YARDS IN A GAME AS A ROOKIE, FRANCHISE HISTORY

Rk.	Player	Date	Rush Yds
1.	Fred Taylor	Dec. 6, 1998 vs. Det.	183
2.	Leonard Fournette	Oct. 8, 2017 at Pit.	181
3.	Maurice Jones-Drew	Dec. 10, 2006 vs. Ind.	166
4.	Maurice Jones-Drew	Dec. 24, 2006 vs. N.E.	131
5.	Leonard Fournette	Oct. 15, 2017 vs. LAR	130

MOST RUSHING YARDS IN A GAME, FRANCHISE HISTORY

Rk.	Player	Date	Rush Yds
1.	Fred Taylor	Nov. 19, 2000 at Pit.	234
2.	Fred Taylor	Dec. 21, 2003 vs. N.O.	194
3.	Maurice Jones-Drew	Dec. 5, 2010 at Ten.	186
4.	Fred Taylor	Dec. 6, 1998 vs. Det.	183
5.	Fred Taylor	Dec. 3, 2000 vs. Cle.	181
	Leonard Fournette	Oct. 9, 2017 at Pit.	181



CARRIES ON CARRIES

RB **Leonard Fournette** had 28 rushes against Cleveland in Week 11, tied for the second-most by a rookie in franchise history. Fournette's 175 carries on the season are currently the third-most by a rookie in Jaguars history.

MOST RUSHING ATTEMPTS IN A GAME AS A ROOKIE, FRANCHISE HISTORY

Player	Date	Attempts
Fred Taylor	Dec. 6, 1998 vs. Det.	32
Leonard Fournette	Nov. 19, 2017 at Cle.	28
Leonard Fournette	Oct. 8, 2017 at Pit.	28
Fred Taylor	Nov. 8, 1998 vs. Cin.	27
Leonard Fournette	Sept. 10, 2017 at Hou.	26

MOST RUSHING ATTEMPTS IN A SEASON AS A ROOKIE, FRANCHISE HISTORY

Player	Year	Attempts
Fred Taylor	1998	264
T.J. Yeldon	2015	182
Leonard Fournette	2017	175
Maurice Jones-Drew	2006	166
James Stewart	1995	137



ROOKIE 100

In Week 11, RB **Leonard Fournette** recorded 28 carries for 111 rushing yards against the Cleveland Browns. His Week 11 performance marked Fournette's fourth 100-yard rushing game, tied for the most in the NFL, making him just one of 15 players to do so in his first eight career games in NFL history. Fournette needs three more 100-yard games to break **Fred Taylor's** rookie record of six 100-yard games set in 1998.

MOST 100-YARD RUSHING GAMES AS A ROOKIE, FRANCHISE HISTORY

Rk.	Player (Year)	Games
1.	Fred Taylor (1998)	6
2.	Leonard Fournette (2017)	4
3.	Maurice Jones-Drew (2006)	3
4.	T.J. Yeldon (2015)	2



POINTS BY ROOKIES

RB **Leonard Fournette** has totaled seven scrimmage TDs, accounting for 42 points. Fournette's 42 points are the fifth-most by a rookie in Jaguars history.

MOST POINTS SCORED BY A ROOKIE IN FRANCHISE HISTORY

Rk.	Player	Year	Points
1.	Fred Taylor	1998	102
2.	Maurice Jones-Drew	2006	96
3.	Josh Scobee	2004	93
4.	Seth Marler	2003	90
5.	Leonard Fournette	2017	42
6.	Allen Hurns	2014	36

OFFENSIVE STATISTICS



FLEET OF FOOT

In Week 6, RB **Leonard Fournette** posted a 75-yard TD run, his second-longest run from scrimmage this season and the eighth-longest in Jaguars regular season history. With rushing TDs of 90 and 75 yards in 2017, Fournette joins **Maurice Jones-Drew** (2009) as the only two players in Jaguars history to register two rushing TDs of 75-plus yards in a season in franchise history.

LONGEST RUNS IN FRANCHISE HISTORY

Player	Date	Yards
Leonard Fournette	Oct. 9, 2017 at Pit.	90
Maurice Jones-Drew	Nov. 1, 2009 at Ten.	80
Fred Taylor	Dec. 9, 2007 vs. Car.	80
Maurice Jones-Drew	Nov. 1, 2009 at Ten.	79
Fred Taylor	Oct. 12, 1998 vs. Mia.	77
Fred Taylor	Oct. 14, 2007 vs. Hou.	76
Fred Taylor	Dec. 10, 2006 vs. Ind.	76
Leonard Fournette	Oct. 15, 2017 vs. LAR	75

Fournette's 90-yard rushing TD in Week 5 was just the fifth time since 1950 that a player has scored a rushing TD of at least 90 yards in the fourth quarter (first since G.B.'s **Ahman Green** on Dec. 28, 2003).

FOURTH QUARTER RUSHING TDs OF 90-PLUS YARDS SINCE 1950

Player (Team)	Date	Yards
Leonard Fournette (JAX)	Oct. 9, 2017 at Pit.	90
Ahman Green (G.B.)	Dec. 28, 2003 vs. Den.	98
Tony Dorsett (DAL)	Jan. 3, 1983 at Min.	99
Bob Hoernschemeyer (DET)	Nov. 23, 1950 vs. NYY	96
Jim Spavital (BAL)	Nov. 5, 1950 vs. G.B.	96



GOT IT DONE IN WEEK 1

Rookie RB **Leonard Fournette** rushed for 100 yards in Week 1 against the Texans, becoming the first Jaguars rookie and just the second Jaguar to rush for at least 100 yards in a season opener.

MOST RUSHING YARDS IN WEEK 1 IN JAGUARS HISTORY

Rk.	Player (Year)	Yards
1.	James Stewart (1998)	115
2.	Leonard Fournette (2017)	100
3.	Maurice Jones-Drew (2010)	98
4.	Maurice Jones-Drew (2011)	97
	Maurice Jones-Drew (2009)	97



FOURNETTE'S FIRST

Rookie RB **Leonard Fournette** rushed for 100 yards in his first NFL game at Houston in Week 1 to become the first player in Jaguars history to rush for at least 100 yards in his NFL debut. Fournette also became the eighth player in NFL history to register at least 100 rushing yards, one rushing TD and three receptions in their NFL debut according to Pro Football Reference.

AT LEAST 100 RUSHING YARDS, ONE RUSHING TD AND THREE RECEPTIONS IN NFL DEBUT

Year	Player	Rush Yds	Rush TD	Rec.
2017	Leonard Fournette	100	1	3
2017	Kareem Hunt	148	1	5
2012	Mikel Leshoure	100	1	4
2008	Matt Forte	123	1	3
1999	Edgerrin James	112	1	4
1982	Marcus Allen	116	1	4
1981	Randy McMillan	146	2	3
1979	William Andrews	167	1	3



RISING ROOKIE RECORDS

RB **Leonard Fournette** tallied his first multi-TD game in Week 5 against the Steelers with rushing TDs of 2 and 90 yards, marking the eighth time in franchise history a rookie had two rushing TDs in a game. Fournette has totaled six rushing TDs so far this season, the third-most by a rookie in franchise history.

MOST RUSHING TDs IN A SEASON AS A ROOKIE, FRANCHISE HISTORY

Player	Year	TDs
Fred Taylor	1998	14
Maurice Jones-Drew	2006	12
Leonard Fournette	2017	6
Greg Jones	2004	3

MOST RUSHING TDs IN A GAME AS A ROOKIE, FRANCHISE HISTORY

Player	Date	TDs
Fred Taylor	Nov. 15, 1998 vs. T.B.	3
Leonard Fournette	Oct. 9, 2017 at Pit.	2
Maurice Jones-Drew	Dec. 23, 2006 vs. N.E.	2
Maurice Jones-Drew	Dec. 10, 2006 vs. Ind.	2
Maurice Jones-Drew	Oct. 8, 2006 vs. NYJ	2
David Garrard	Oct. 13, 2002 at Ten.	2
Fred Taylor	Oct. 12, 1998 vs. Mia.	2
Fred Taylor	Dec. 6, 1998 vs. Det.	2



RUN, ROOKIE, RUN

This season, rookie RB **Leonard Fournette** has rushed 175 times for 740 yards, including six rushing TDs, in his first eight games. This marks the most rushing yards by a Jaguars rookie through eight career games.

MOST RUSHING YARDS THROUGH EIGHT CAREER GAMES IN JAGUARS HISTORY

Rk.	Player (Year)	Yards
1.	Leonard Fournette (2017)	740
2.	Fred Taylor (1998)	611
3.	T.J. Yeldon (2015)	531
4.	Maurice Jones-Drew (2006)	320
5.	James Stewart (1995)	297



FOURNETTE BECOMES 10TH

Rookie RB **Leonard Fournette** has totaled 175 rushes for 740 yards, including six TDs, in his first eight NFL games, becoming the 10th player in NFL history to rush for at least 700 yards and six rushing TDs through eight career games.

AT LEAST 700 RUSHING YARDS AND SIX TDs THROUGH EIGHT CAREER GAMES, NFL

Year	Player (Team)	Rush Yds	Rush TD
2017	Leonard Fournette (JAX)	740	6
2016	Ezekiel Elliot (DAL)	891	7
2015	Todd Gurley (STL)	775	6
2012	Doug Martin (T.B.)	794	7
2007	Adrian Peterson (MIN)	794	7
2004	Julius Jones (DAL)	819	7
1994	Marshall Faulk (CLE)	702	6
1983	Eric Dickerson (STL)	995	12
1980	Billy Sims (DET)	859	9
1978	Earl Campbell (HOU)	799	7



HE'S GOING, GOING, GONE!

On the Jaguars' first play from scrimmage in Week 6 against the Rams, RB **Leonard Fournette** took the opening carry 75 yards for a TD. After rushing for a 90-yard TD on his final carry in Week 5 at Pittsburgh, and scoring on a 75-yard TD on his first carry in Week 6 vs. the Los Angeles Rams, Fournette became the first player in NFL history to score rushing TDs of 75-plus yards on consecutive carries in a single season, according to ESPN Stats and Information.

OFFENSIVE STATISTICS

ON THE ROAD, AGAIN

Jacksonville defeated Cleveland, 19-7, in Week 11. The road victory was the fourth of their first five road games of the season, marking just the third time in franchise history to accomplish the feat and the first time since 2007. In 1999, Jacksonville won seven of eight road games.

BLAKE THE BUILDER

In 2017, QB **Blake Bortles** has thrown for 2,084 passing yards and 12 TDs on 184 of 315 passes.

BLAKE BORTLES CAREER STATISTICS

	G/GS	ATT	CMP	YDS	SK/YD	TD	LG	IN	RT
2014	14/13	475	280	2,908	55/345	11	63t	17	69.5
2015	16/16	606	355	4,428	51/320	35	90t	18	88.2
2016	16/16	625	368	3,905	34/197	23	51t	16	78.8
2017	10/10	315	184	2,084	16/69	12	52	7	81.8
Career	56/55	2,021	1,187	13,325	156/931	81	90t	58	79.9

Single-Season Franchise Record

THE RUNNING QB

Since 2014, QB **Blake Bortles** has a 6.38-yard rushing avg., the highest among all QBs in the NFL with a minimum of 150 rushing attempts. In 2017, Bortles has totaled 195 rushing yards on 35 carries (5.57 rushing avg.). In Week 11, Bortles had four carries for four yards.

MOST YARDS PER CARRY BY A QUARTERBACK, NFL, 2014-PRESENT (min. 150 attempts)

Rk.	Player	Att.	Rush Avg.
1.	Blake Bortles	201	6.38
2.	Aaron Rodgers	186	5.73
3.	Russell Wilson	344	5.67
4.	Tyrod Taylor	251	5.49

MAGIC IN THE AIR

QB **Blake Bortles** became the fastest player in team history to surpass 10,000 career passing yards (41 games). Below is a breakdown of the most passing yards through 56 career games by a Jaguars QB.

PASSING YARDS THROUGH 56 CAREER GAMES BY A JAGUARS QB

Rk.	Player	Years	Yards
1.	Blake Bortles	2014-17	13,325
2.	Mark Brunell	1995-98	12,417
3.	David Garrard	2002-08	9,545

BORTLES' SEASON BEST SO FAR

In Week 7 at Indianapolis, QB **Blake Bortles** completed 18 of 26 passes for 330 yards, one TD and zero INTs for a 124.7 passer rating. Bortles' 330 passing yards were the sixth-most in his 56-game career. Bortles finished the game averaging 12.7 yards per pass attempt, the highest mark of his career and the highest mark in franchise history among players with at least three pass attempts.

MOST PASSING YARDS BY BORTLES IN HIS 56-GAME CAREER

Date	Opponent	Comp.	Att.	Pass Yds.
11/8/15	New York Jets	24	40	381
12/27/15	New Orleans	27	35	368
10/27/16	Tennessee	33	54	337
10/12/14	Tennessee	32	46	336
10/18/15	Houston	30	53	331
10/22/17	Indianapolis	18	26	330

PASSER RATING BESTS

In Week 7, QB **Blake Bortles** completed 14 of 20 passes for 282 yards and one TD in the first half for a 129.2 passer rating. His 129.2 first half passer rating marks the sixth-best passer rating in a half in his NFL career and the second time he has surpassed a passer rating of 129.0 in the first half.

BORTLES' HIGHEST PASSER RATINGS IN A HALF IN HIS CAREER

Date	Opponent	Half	Passer Rating
12/27/15	New Orleans	2	158.3
12/13/15	Indianapolis	2	146.2
9/20/15	Miami	1	145.7
12/6/15	Tennessee	2	141.3
10/11/15	Tampa Bay	2	131.7
10/22/17	Indianapolis	1	129.2
9/27/15	New England	2	128.1

Against the Colts in Week 7, Bortles completed 18 of 26 passes (70.0 comp. pct.) for 330 yards and one TD for a 124.7 passer rating. His 124.7 passer rating marks the fourth-highest passer rating of his 56-game career. His 124.7 passer rating marks his second game above 120.0 this season (128.2 vs. BAL, Sept. 24, 2017).

BORTLES' HIGHEST PASSER RATINGS IN HIS CAREER

Date	Opponent	Passer Rating
12/06/15	Tennessee	134.5
9/24/17	Baltimore	128.2
10/11/15	Tampa Bay	125.4
10/22/17	Indianapolis	124.7
12/27/15	New Orleans	124.5
12/13/15	Indianapolis	114.6

BORTLES MOVES INTO THIRD

QB **Blake Bortles** ranks third in Jaguars history in career pass attempts (2,021), career pass completions (1,187) and career passing yards (13,325). In 2016, Bortles broke his single-season franchise records, previously set in 2015, for pass completions (368) and pass attempts (625).

CAREER PASS ATTEMPTS, FRANCHISE HISTORY

Rk.	Player	Att.
1.	Mark Brunell	3,616
2.	David Garrard	2,281
3.	Blake Bortles	2,021
4.	Byron Leftwich	1,344

CAREER PASS COMPLETIONS, FRANCHISE HISTORY

Rk.	Player	Comp.
1.	Mark Brunell	2,184
2.	David Garrard	1,406
3.	Blake Bortles	1,187
4.	Byron Leftwich	789

CAREER PASSING YARDS, FRANCHISE HISTORY

Rk.	Player	Yards
1.	Mark Brunell	25,698
2.	David Garrard	16,003
3.	Blake Bortles	13,325
4.	Byron Leftwich	9,042

OFFENSIVE STATISTICS

TDs X 4

QB **Blake Bortles** completed 20 of 31 passes for 244 yards and four TDs vs. Baltimore in Week 3, marking his fourth career game with at least four passing TDs and just the eighth time that a Jaguars QB has achieved the feat. Bortles' four career games with four-plus passing TDs are the most in franchise history.

FOUR-PLUS PASSING TDs IN A GAME, FRANCHISE HISTORY

Rk.	Player (Date)	Passing TDs
1.	Blake Bortles (9/24/17)	4
2.	Blake Bortles (12/27/15)	4
3.	Blake Bortles (12/6/15)	5
4.	Blake Bortles (10/11/15)	4
5.	Chad Henne (11/18/12)	4
6.	David Garrard (10/31/10)	4
7.	Quinn Gray (12/30/07)	4
8.	Mark Brunell (11/29/1998)	4

TRIPLE THREAT

In Week 7 at Indianapolis, the Jaguars had a 300-yard passer (**Blake Bortles** - 330), a 100-yard rusher (**T.J. Yeldon** - 122) and a 100-yard receiver (**Allen Hurns** - 101) for the first time since Nov. 14, 2010, when **David Garrard** threw for 342 yards, **Maurice Jones-Drew** rushed for 100 yards and **Mike Thomas** had 149 receiving yards. This marks only the seventh time in Jaguars history that the team accomplished this feat.

BORTLES 300

In Week 7 vs. the Colts, QB **Blake Bortles** threw for 330 yards, his first 300-yard passing game this season. Overall, Bortles has produced 13 300-yard performances in his 56-game NFL career, the second-most career 300-yard passing games by a Jaguars QB (**Mark Brunell**, 1995-2003 - 22 games).

MOST 300-YARD PASSING GAMES, SINGLE-SEASON, FRANCHISE HISTORY

Rk.	Player (Year)	Games
1.	Blake Bortles (2015)	6
	Mark Brunell (1996)	6
3.	Blake Bortles (2016)	5
4.	Mark Brunell (2000, '99, '97) ...	3
5.	six other occurrences	2

MOST 300-YARD PASSING GAMES IN FRANCHISE HISTORY

Rk.	Player (Year)	Games
1.	Mark Brunell (1995-2003)	22
2.	Blake Bortles (2014-17)	13
3.	David Garrard (2002-10)	6
5.	Chad Henne (2012-16)	5

THIRD DOWN SUCCESS

In Week 9 against the Bengals, the Jaguars finished the game with 12 third down conversions, tied for the most in franchise history. Jacksonville finished the first half converting 9 of 11 third downs, the most third down conversions in a half since 2000. The team finished 67 percent on third down and registered its highest single game third down percentage since Week 13 of the 2015 season against Tennessee.

MOST THIRD DOWN CONVERSIONS IN A GAME IN FRANCHISE HISTORY

Date	Opponent	3rd Downs
Nov. 5, 2017	Cincinnati	12 of 18
Nov. 14, 2004	Detroit	12 of 22
Oct. 22, 1995	Cleveland	12 of 17

A FOR ALLEN

WR **Allen Hurns** (14.1) ranks tied for second in Jaguars history in career yards per reception (min. 100 receptions). In Week 10 vs. LAC, Hurns totaled 70 yards on seven receptions.

MOST YARDS PER RECEPTION, FRANCHISE HISTORY (min. 100 receptions)

Rk.	Player (Year)	Avg.	Rec.	Yds.
1.	Jimmy Smith (1995-2005)	14.3	862	12,287
2.	Allen Hurns (2014-17)	14.1	186	2,587
	Allen Robinson (2014-17)	14.1	202	2,848
4.	Ernest Wilford (2004-10)	13.9	153	2,120
5.	Mike Sims-Walker (2008-11)	13.5	107	1,442

HURNS ON THE HAUL

Fourth-year WR **Allen Hurns** led the team with five receptions for a game-high 101 yards (20.2 rec. avg.) in Week 7 at Indianapolis. His 100-yard performance in Week 7 marked Hurns' first 100-yard receiving performance since Dec. 27, 2015, when he posted 107 receiving yards at New Orleans. It also marked the eighth 100-yard game of Hurns' career.

THE UNDRAFTED

WR **Allen Hurns** is in his fourth season in the NFL as an undrafted player. Below is where Hurns ranks among undrafted WRs through the first four seasons in receiving yards (13th), touchdowns (ninth) and receptions (12th).

RECEIVING YARDS THROUGH FIRST FOUR SEASONS BY UDFA WRs

Rk.	Player (Years)	Rec.
12.	Davone Bess (2008-11)	2,669
13.	Allen Hurns (2014-17)	2,631
14.	Jeff Chadwick (1983-86)	2,630

TOUCHDOWNS THROUGH FIRST FOUR SEASONS BY UDFA WRs

Rk.	Player (Years)	Rec. TDs
8.	Oronde Gadsden (1998-2001)	22
9.	Allen Hurns (2014-17)	21
	Rod Smith (1995-98)	21

RECEPTIONS THROUGH FIRST FOUR SEASONS BY UDFA WRs

Rk.	Player (Years)	Receptions
11.	Drew Pearson (1973-76)	188
12.	Allen Hurns (2014-17)	186
13.	Rod Smith (1995-98)	178

WEMBLEY'S WINNERS

Fourth-year WR **Allen Hurns** posted three receptions for 20 yards (6.7 rec. avg.) and one TD against Baltimore at Wembley Stadium, marking his third consecutive game with a TD reception at London's Wembley Stadium. Hurns joins **Brandon Lloyd** and teammate **Mercedes Lewis** as the only players in NFL history to catch at least three TD passes at Wembley Stadium.

LEE MAKES BACK-TO-BACK

Fourth-year WR **Marqise Lee** caught six passes for 55 yards (9.2 rec. avg.), including one TD, against the Los Angeles Chargers in Week 10. After catching a 3-yard TD pass from QB **Blake Bortles** in Week 9 vs. the Bengals, this marks Lee's first time with a TD in consecutive games since scoring in two straight games from Nov. 27-Dec. 4, 2016.

OFFENSIVE STATISTICS



LEWIS PLAYS 150

TE **Mercedes Lewis** (164) has appeared in the fourth-most games in Jaguars history, trailing **Brad Meester** (209), **Jimmy Smith** (171) and **Josh Scobee** (168).

CAREER GAMES PLAYED AS A JAGUAR

Rk.	Player (Years)	Games
1.	Brad Meester (2000-13)	209
2.	Jimmy Smith (1995-2005)	171
3.	Josh Scobee (2004-14)	168
4.	Mercedes Lewis (2006-17)	164
5.	Fred Taylor (1998-2008)	140

With the start against Cleveland last Sunday, Lewis has started 150 games as a Jaguar, tied for the second-most starts in franchise history.

CAREER GAMES STARTED AS A JAGUAR

Rk.	Player (Years)	Starts
1.	Brad Meester (2000-13)	209
2.	Mercedes Lewis (2006-17)	150
	Jimmy Smith (1995-2005)	150



TEs WITH TDs

In Week 11 at the Browns, TE **Mercedes Lewis** caught a 10-yard TD pass from QB **Blake Bortles** on the team's second offensive possession and finished the game with two catches for 26 yards. The TD marked Lewis' fifth of the season, his second season with 5-plus TD receptions and is currently tied for the third-most in the NFL by a TE.

MOST RECEIVING TDs BY A TE, 2017, NFL

Rk.	Player (Team)	TDs
1.	Jimmy Graham (SEA)	7
2.	Zach Ertz (PHI)	6
3.	Mercedes Lewis (JAX)	5
	Rob Gronkowski (N.E.)	5
	Evan Engram (NYG)	5
	Travis Kelce (K.C.)	5



TIGHT ENDS STAYING PUT

TE **Mercedes Lewis** has played in 164 career games as a Jaguar, the fourth-longest tenure among active TEs who have played their entire career with the team that drafted them.

MOST GAMES PLAYED BY A TIGHT END FOR ONE TEAM, NFL, ACTIVE PLAYERS

Rk.	Player (Team)	Games
1.	Jason Witten (DAL)	233
2.	Antonio Gates (LAC)	214
3.	Brent Celek (PHI)	169
4.	Mercedes Lewis (JAX)	164
5.	Rob Gronkowski (N.E.)	97



HAT TRICK FOR LEWIS

In Week 3, TE **Mercedes Lewis** caught three TD passes from QB **Blake Bortles** against Baltimore. Lewis joins WR **Allen Robinson** and former WR **Jimmy Smith** as the only players in franchise history to catch three TD passes in a single game.

MOST RECEIVING TDs IN A GAME, FRANCHISE HISTORY

Date	Opponent	Player	TDs
Sept. 24, 2017	Baltimore	Mercedes Lewis	3
Dec. 6, 2015	Tennessee	Allen Robinson	3
Sept. 10, 2000	Baltimore	Jimmy Smith	3



TOP TIGHT END

Twelfth-year TE **Mercedes Lewis** ranks first in Jaguars history in receptions (365), receiving yards (4,393) and receiving TDs (33) by a TE.

MOST RECEPTIONS BY A TE, FRANCHISE HISTORY

Rk.	Player	Receptions
1.	Mercedes Lewis	365
2.	Kyle Brady	241
3.	Pete Mitchell	191

MOST RECEIVING YARDS BY A TE, FRANCHISE HISTORY

Rk.	Player	Yards
1.	Mercedes Lewis	4,393
2.	Kyle Brady	2,500
3.	Pete Mitchell	2,091

MOST RECEIVING TDs BY A TE, FRANCHISE HISTORY

Rk.	Player	TDs
1.	Mercedes Lewis	33
2.	Kyle Brady	13
3.	Damon Jones	11
	Pete Mitchell	11



FRANCHISE 4000

TE **Mercedes Lewis** (4,393) joins former WRs **Jimmy Smith** (12,287 from 1995-2005) and **Keenan McCardell** (6,393 from 1996-2001) as the only players in Jaguars history to record at least 4,000 career receiving yards.

MOST RECEIVING YARDS, FRANCHISE HISTORY

Rk.	Player (Years)	Yards
1.	Jimmy Smith (1995-2005)	12,287
2.	Keenan McCardell (1996-2001)	6,393
3.	Mercedes Lewis (2006-17)	4,393
4.	Maurice Jones-Drew (2006-13)	2,873



LUXURY MARCEDES

After posting a receiving TD against Cleveland in Week 11, TE **Mercedes Lewis** has produced 33 career receiving TDs, the second-most in franchise history, and has 365 career receptions, the third-most in franchise history.

MOST RECEIVING TDs, FRANCHISE HISTORY

Rk.	Player (Years)	Rec. TDs
1.	Jimmy Smith (1995-2005)	67
2.	Mercedes Lewis (2006-17)	33
3.	Keenan McCardell (1996-2001)	30

MOST RECEPTIONS, FRANCHISE HISTORY

Rk.	Player (Years)	Receptions
1.	Jimmy Smith (1995-2005)	862
2.	Keenan McCardell (1996-2001)	499
3.	Mercedes Lewis (2006-17)	365



IVORY MAKES BACK-TO-BACK

Eighth-year RB **Chris Ivory** rushed 17 times for 47 yards, including one TD, against Indianapolis in Week 7. The TD marked Ivory's first rushing TD since Dec. 24, 2016, and Ivory scored a TD in back-to-back games after catching an 11-yard TD pass from QB **Blake Bortles** in Week 6 vs. the Rams. This marked Ivory's first time with a TD in consecutive games since scoring in three straight games from Oct. 4, 2015 through Oct. 25, 2015.

OFFENSIVE STATISTICS

TAKEN FOR GRANTED

In Week 10 vs. the Chargers, RB **Corey Grant** took a fake punt 56 yards for a TD in the first quarter. It marked Grant's second fake punt run of the season after posting a 58-yard run in Week 3 vs. Baltimore. Grant's two career runs of 50-plus yards on fourth down equals the total of all other active NFL players combined.

RUNS OF 50-PLUS YARDS ON FOURTH DOWN BY AN ACTIVE PLAYER

Player	Date	Yards	TD
Corey Grant	Nov. 12, 2017 vs. LAC	56	1
Corey Grant	Sept. 24, 2017 vs. BAL	58	0
Albert Wilson	Dec. 4, 2016 at ATL	55	1
LeSean McCoy	Nov. 21, 2010 vs. NYG	50	1

UNDRAFTED ROOKIES

Since the Jaguars' inaugural season in 1995, there have been 42 undrafted rookies to make the club's opening day roster. In the last 10 years, the Jaguars have had at least one undrafted rookie on the opening day roster each year.

Year	Player
2017	WR Keelan Cole
2016	S Jarrod Wilson
2015	LB Thurston Armbrister, RB Corey Grant, CB Nick Marshall
2014	WR Allen Hurns, G Tyler Shatley, OT Josh Wells
2013	DT Abry Jones, LB LaRoy Reynolds, LS Carson Tinker
2012	DB Antwon Blake, WR Kevin Elliott, LB Julian Stanford, C Mike Brewester
2011	OT Cameron Bradfield, WR Jamar Newsome, CB Kevin Rutland
2010	LB Jacob Cutrera, OT Kevin Haslam, DE Aaron Morgan
2009	LB Russell Allen, DE Julius Williams
2008	CB Brian Witherspoon, CB Isaiah Gardner

44 POINTS

The Jaguars finished with 44 points in Week 3 against the Ravens, tied for the fifth-most in franchise history and the most since scoring a franchise-record 51 points against the Colts on Dec. 13, 2015. The Jaguars' 37-point margin of victory (44-7) against the Ravens was the fifth-largest in franchise history.

MOST POINTS IN A GAME IN FRANCHISE HISTORY

Rk.	Date	Opponent	Score
1.	12/13/15	Indianapolis	51-16
2.	12/23/07	Oakland	49-11
3.	12/3/00	Cleveland	48-0
4.	11/1/98	Baltimore	45-19
5.	9/24/17	Baltimore	44-7
	12/10/09	Indianapolis	44-17
	12/10/00	Arizona	44-10

OFFENSIVE OUTPUT

In Week 7 against the Colts, the Jaguars finished with 518 total net yards, including 188 total rushing yards and 330 total net passing yards. The Jaguars' 518 total net yards were the most in a game since posting 519 total net yards on Sept. 20, 1998 vs. Baltimore.

MOST TOTAL NET YARDS IN A GAME IN FRANCHISE HISTORY

Rk.	Date	Opponent	Total Yards
1.	Oct. 20, 1996	St. Louis	538
2.	Sept. 20, 1998	Baltimore	519
3.	Oct. 22, 2017	Indianapolis	518
4.	Nov. 21, 1999	New Orleans	494
5.	Oct. 18, 2009	St. Louis	492

YELDON HITS 100

After being inactive for the first six games of the season, RB **T.J. Yeldon** made his 2017 debut in Week 7 and rushed nine times for 122 yards (13.6 rush avg.), including a 58-yard TD. It marked Yeldon's first rushing TD since Sept. 11, 2016 against Green Bay, and his first game with over 100 yards rushing since Oct. 25, 2015 against Buffalo. It was Yeldon's third career 100-yard game and his second in Indianapolis.

LONDON CALLING

On Aug. 21, 2012, the Jaguars made history by becoming the first NFL team to commit to playing four home games at London's historic Wembley Stadium. Jaguars Owner **Shad Khan**, along with NFL Commissioner **Roger Goodell**, declared that the Jaguars would play one game each season in the United Kingdom from 2013-16. The deal has been extended through 2020.

On Sept. 24, the Jaguars defeated Baltimore, 44-7, in a Week 3 matchup at Wembley Stadium, which was the team's third consecutive win in London. The official attendance for the game was 84,592, a record for any NFL game played in the United Kingdom.

JAGUARS ALL-TIME RECORD IN LONDON (2013-17 seasons)

Date	Week	Opponent	Result	Attendance
9/24/17	3	Baltimore Ravens	W, 44-7	84,592
10/2/16	4	Indianapolis Colts	W, 30-27	83,764
10/25/15	7	Buffalo Bills	W, 34-31	84,021
11/9/14	10	Dallas Cowboys	L, 17-31	83,603
10/27/13	8	San Francisco 49ers	L, 10-42	83,559

WINNING MARGIN

Jacksonville defeated Indianapolis, 27-0, in Week 7. The 27-point road margin of victory was the third-largest in team history and the third win on the road by at least 20 points this season (Pittsburgh, 29-7, Week 5; Houston, 30-9, Week 1). Week 3's 44-7 win at Wembley Stadium was a Jaguars home game.

LARGEST ROAD MARGIN OF VICTORY IN FRANCHISE HISTORY

Opponent	Date	Score	Margin
Cincinnati	Oct. 31, 1999	41-10	31
Minnesota	Dec. 23, 2001	33-3	30
Indianapolis	Oct. 22, 2017	27-0	27
Baltimore	Nov. 1, 1998	45-19	26
Detroit	Nov. 9, 2008	38-14	24
Atlanta	Nov. 7, 1999	30-7	23
Houston	Sept. 10, 2017	29-7	22
Pittsburgh	Oct. 8, 2017	30-9	21

DEFENSIVE STATISTICS

#SACKSONVILLE

In Week 11 against the Browns, the Jaguars posted 5.0 sacks on QB **DeShone Kizer**. In 2017, the Jaguars have totaled 40 sacks, the most in the NFL.

MOST SACKS, NFL, 2017

Team	Sacks
Jacksonville	40
Pittsburgh	34
Los Angeles Chargers	30
Five teams	29

The Jaguars' 40 sacks are the second-most through the first 10 games of a season in franchise history. Jacksonville needs at least five sacks in Week 12 to have the most through 11 games in Jaguars history.

MOST SACKS THROUGH FIRST 10 GAMES OF A SEASON, JAGUARS HISTORY

Year	Sacks
1999	41
2017	40
2001	33
1997	33

PDS ALL DAY

The Jaguars had four PDs against the Browns in Week 11 and increased their season total to 54, tied for the sixth-most in the NFL. Since Head Coach **Doug Marrone** took over in Week 16 of the 2016 season, Jacksonville has posted 75 PDs, the second-most in the NFL during that span.

PASSES DEFENSED, NFL, 2017

Rk.	Team	PDs
1.	Philadelphia	66
2.	New Orleans	57
3.	Buffalo	56
4.	Los Angeles Chargers	55
	Los Angeles Rams	55
6.	Jacksonville	54
	Cleveland	54

SCOREBOARD DEFENSE

With a fumble recovery for a TD by LB **Telvin Smith** last Sunday against Cleveland, the Jaguars have registered five defensive TDs this year (two INTs, three fumble recoveries), tied for the most in the NFL with Detroit. This marks the seventh year in franchise history the Jaguars have scored at least one INT for a TD and one fumble recovery for a TD in a single season and the first time that a Jaguars team has recorded at least two scores in each category.

DEFENSIVE TDS MADE BY JAGUARS IN 2017

Week 1 at HOU: DE **Yannick Ngakoue** strip-sacked Texans QB **Tom Savage**, which was scooped up by DE **Dante Fowler Jr.** and returned 53 yards for a TD to give the Jaguars a 19-0 halftime lead.

Week 4 at NYJ: In the fourth quarter, LB **Myles Jack** picked up a lateral pass by Jets QB **Josh McCown** and returned in 81 yards for his first NFL TD.

Week 5 at PIT: In the third quarter, LB **Telvin Smith** intercepted Steelers QB **Ben Roethlisberger** and ran it back 28 yards for a TD. The next Pittsburgh possession, S **Barry Church** caught a pass intended for WR **Antonio Brown** and returned it for a 51-yard TD.

Week 11 at CLE: In the fourth quarter, DE **Yannick Ngakoue** posted his second strip-sack of the day on Browns QB **DeShone Kizer**, which LB **Telvin Smith** recovered in the end zone to extend the lead to 19-7.

TEAM TAKEAWAY

The Jaguars defense registered four takeaways (two INTs, two fumble recoveries) against the Browns in Week 11. The Jaguars also added one takeaway on special teams after recovering a muffed punt. The Jaguars were able to score 16 points from the takeaways and have totaled 96 points from turnovers on the season, the most in the league in 2017.

MOST TAKEAWAYS, NFL, 2017

Rk.	Team	Takeaways
1.	Jacksonville	23
	Baltimore	23
3.	Philadelphia	20
4.	Tampa Bay	19
	Detroit	19
	Los Angeles Rams	19

MOST POINTS SCORED OFF TURNOVERS, NFL, 2017

Rk.	Team	Points Scored
1.	Jacksonville	96
2.	Detroit	78
3.	Los Angeles Rams	77

WELCOME TO THE SACK PARTY

The Jaguars defense recorded 10.0 sacks against the Colts in Week 7, tying a single-game franchise record that was set in Week 1 against Houston. The following players registered sacks: **Yannick Ngakoue** – 2.5; **Calais Campbell** – 2.0; **Malik Jackson** – 1.5; **Dante Fowler Jr.** – 1.5; **Myles Jack** – 1.0; **Sheldon Day** – 1.0; **Eli Ankou** – 0.5.

MOST SACKS IN A GAME IN JAGUARS HISTORY

Date	Opponent	Sacks
Oct. 22, 2017	Indianapolis	10.0
Sept. 10, 2017	Houston	10.0
Nov. 7, 1999	Atlanta	9.0
Nov. 9, 2008	Detroit	7.0
Sept. 16, 2007	Atlanta	7.0

Since 1940, Jacksonville became just the third team to record at least 10 sacks in multiple games in a single season in the NFL and the first to do so through seven games.

TEAMS WITH 10-PLUS SACKS IN MULTIPLE GAMES OF A SINGLE SEASON, NFL, SINCE 1940

Team	Year	Games
Jacksonville	2017	2
Chicago	1984	2
Oakland	1967	2

INTERCEPTION PERCEPTION

In Week 11, LB **Telvin Smith** and CB **A.J. Bouye** intercepted passes from Browns QB **DeShone Kizer**. The Jaguars have totaled 13 INTs this season, the third-most in the NFL.

MOST INTs, NFL, 2017

Rk.	Team	INTs
1.	Baltimore	16
2.	Philadelphia	14
3.	Jacksonville	13
4.	Three teams	12

DEFENSIVE STATISTICS

DEFENSE DOMINATED FIRST HALF IN WEEK 11

The Jaguars defense held the Browns to 68 total net yards in the first half in Week 11. The 68 total net yards in the first half marks the team's 11th-fewest total net yards allowed in a half in the past 10 years and the fourth-fewest in 2017.

THE FEWEST NET YARDS ALLOWED IN A HALF, JAGUARS, 2008-PRESENT

Opponent	Season	Week	Half	Total Net Yds
Baltimore	2017	3	1	15
Baltimore	2011	7	1	16
Cincinnati	2017	9	2	31
Houston	2011	12	2	47
Houston	2017	1	1	52
Denver	2016	13	2	53
Pittsburgh	2011	6	2	55
Miami	2014	8	1	56
Houston	2013	12	1	60
Buffalo	2016	12	1	63
Cleveland	2017	11	1	68

FEWEST NET YARDS

In Week 9, the Jaguars held the Bengals to 148 net yards (29 net rushing yards and 119 net passing yards), the fifth-fewest net yards allowed in Jaguars history.

FEWEST NET YARDS ALLOWED IN FRANCHISE HISTORY

Rk.	Opponent (Date)	Yds
1.	Cleveland (12/3/00)	53
2.	Tennessee (12/17/06)	98
3.	Houston (12/7/03)	124
4.	Baltimore (10/24/11)	146
5.	Cincinnati (11/5/17)	148

PICKSBURGH

The Jaguars defense registered a franchise-record five INTs, including the first-ever game with multiple INTs returned for TDs, against Pittsburgh in Week 5. OLB **Telvin Smith** had a 28-yard INT return for a TD and S **Barry Church** had a 51-yard INT return for a TD in the third quarter. In the last 10 years, the Jaguars are one of three teams to register at least five INTs in a game, including at least two INTs for a TD.

AT LEAST FIVE INTs, INCLUDING TWO PICK-SIXES, IN A GAME, NFL, 2008-PRESENT

Date	Team	Opponent	INT	INT TD
Oct. 8, 2017	Jacksonville	Pittsburgh	5	2
Oct. 1, 2012	Chicago	Dallas	5	2
Oct. 23, 2011	Kansas City	Oakland	6	2

MOST INTs IN A GAME, FRANCHISE HISTORY

Date	Opponent	INT
Oct. 8, 2017	Pittsburgh	5
Oct. 31, 2010	Dallas	4
19 times	---	3

DEFENSE DOMINATION

Through 10 games, the Jaguars are the only team to have four players with at least 5.0 sacks each this season (DL **Calais Campbell** 11.5; DE **Yannick Ngakoue** 9.0; DE **Dante Fowler Jr.** 6.5; DL **Malik Jackson** 5.0). The Jaguars are the first team to do so since the Buffalo Bills in 2013. The last time Jacksonville had four players with at least 5.0 sacks each in the team's first 10 games was 2001 (**Kevin Hardy** 5.5; **Seth Payne** 5.0; **Gary Walker** 5.5; **Tony Brakens** 5.0).

NO END ZONE

The Jaguars defense held the Colts without a TD in Week 7, marking the second time this season they have held a team to zero offensive TDs. The Jaguars have held opponents to zero offensive TDs in 22 games in franchise history. Below are all the games in the past 10 years when the Jaguars held an opponent without an offensive TD in a game.

NO OFFENSIVE TDs ALLOWED IN A GAME, 2008-PRESENT, FRANCHISE HISTORY

Date	Opponent	Score
Oct. 22, 2017	Indianapolis	27-0
Oct. 8, 2017	Pittsburgh	30-9
Dec. 13, 2015	Indianapolis	51-16
Oct. 19, 2014	Cleveland	24-6
Nov. 24, 2013	Houston	13-6
Nov. 13, 2011	Indianapolis	17-3
Dec. 5, 2010	Tennessee	17-6

QUARTERBACK PROBLEMS

In Week 3, the Jaguars defense held Ravens QB **Joe Flacco** to 8 of 18 passing, two INTs and two sacks for a 12.0 passer rating, the lowest passer rating by a quarterback with at least 15 pass attempts against the Jaguars in franchise history.

LOWEST PASSER RATING, FRANCHISE HISTORY (min. 15 pass attempts)

Rk.	Quarterback (Team)	Year	Rating
1.	Joe Flacco (BAL)	2017	12.0
2.	Steve Young (S.F.)	1999	14.3
3.	Kerry Collins (OAK)	2004	17.3
4.	JaMarcus Russell (OAK)	2007	17.4
5.	Chad Pennington (NYJ)	2005	18.6

WATCH YOUR BACK

The Jaguars posted 20 QB hits against Colts QB **Jacoby Brissett** in Week 7, the most in a game in the NFL since Baltimore totaled 22 QB hits in Week 3 of the 2006 season. So far this season, Jacksonville has totaled 69 QB hits, tied for the third-most in the NFL.

MOST QB HITS IN A GAME, NFL, 2006-PRESENT

Rk.	Team	Date	Sacks	QB Hits
1.	Baltimore	9/24/06	7.0	22
2.	Jacksonville	10/22/17	10.0	20
3.	Denver	10/2/16	5.0	18
	Washington	9/14/14	10.0	18
	Cleveland	9/24/06	2.0	18

MOST QB HITS, NFL, 2007

Rk.	Team	QB Hits
1.	Philadelphia	77
2.	San Francisco	70
3.	Jacksonville	69
	Arizona	69

DEFENSIVE STATISTICS

CAMPBELL CHARGES ON

DL **Calais Campbell** has recorded 11.5 sacks in 2017, tied for the most in the NFL and the most in his 10-year NFL career, topping his previous career high of 9.0 in 2013. Campbell's 11.5 sacks are the second-most in a season in franchise history and he needs just 1.0 sack over his final six games of the season to break **Tony Brackens'** franchise record of 12.0 sacks (1999). Teammate **Yannick Ngakoue** is ranked sixth in the NFL with 9.0 sacks, one away from tying for fifth in team history.

MOST SACKS BY A PLAYER, NFL, 2017

Rk.	Player	Sacks
1.	Calais Campbell (JAX)	11.5
	Demarcus Lawrence (DAL)	11.5
3.	Joey Bosa (LAC)	10.5
4.	Everson Griffen (MIN)	10.0
	Chandler Jones (ARI)	10.0
6.	Yannick Ngakoue (JAX)	9.0

MOST SACKS BY A PLAYER IN A SEASON IN FRANCHISE HISTORY

Rk.	Player	Sacks
1.	Tony Brackens (1999)	12.0
2.	Calais Campbell (2017)	11.5
3.	Tony Brackens (2001)	11.0
4.	Kevin Hardy (1999)	10.5
5.	Bobby McCray (2006)	10.0
	Gary Walker (1999)	10.0

CAMPBELL'S CHUNK OF THE QBs

DL **Calais Campbell** has totaled 5.0-plus sacks in nine consecutive seasons (dating back to 2009), tied for the NFL's second-longest active streak during which he has totaled 68.0 sacks. Campbell has 11.5 sacks this season.

MOST ACTIVE CONSECUTIVE SEASONS WITH 5.0-PLUS SACKS, NFL

Rk.	Player	Seasons (Sacks)
1.	Julius Peppers	10 (95.0)
2.	Calais Campbell	9 (68.0)
	Cameron Wake	9 (87.5)
4.	Ryan Kerrigan	7 (65.5)
	Von Miller	7 (81.5)

GLASS HALF FULL

DL **Calais Campbell** totaled 3.5 sacks in the first half of the game against the Texans, the third-most sacks by a single player in a half since 2015, behind OAK's **Khalil Mack** (5.0 in Week 14, 2015) and MIA's **Cameron Wake** (4.0 in Week 6, 2015).

KEEP IT ON THE DL

Since Week 1 of the 2013 season, **Malik Jackson** (20) and **Calais Campbell** (19) rank in the top 10 in the NFL for PDs among defensive linemen.

PASSES DEFENSED BY ACTIVE DEFENSIVE LINEMAN, NFL, 2013-PRESENT

Rk.	Player	PDs
1.	Carlos Dunlap	29
2.	Jason Pierre-Paul	26
3.	Cameron Jordan	24
4.	Muhammad Wilkerson	21
5.	Malik Jackson	20
	Ndamukong Suh	20
7.	Calais Campbell	19
8.	Cameron Heyward	17
	Jared Crick	17

CAMPBELL'S HIT LIST

DL **Calais Campbell** has totaled 11.5 sacks as a Jaguar this year and has sacked 38 QBs over his career, including 25 that are still on active rosters. Campbell has 2.0 career sacks against Arizona's QB **Blaine Gabbert**. Below is a breakdown of all the QBs that Campbell has sacked in his 10 year career:

CAMPBELL'S CAREER SACKS BY QB

Sacks	Player	Team
5.5	Russell Wilson	Seattle
4.0	Alex Smith	K.C./S.F.
4.0	Sam Bradford	St. Louis
3.5	Tom Savage	Houston
3.5	Jared Goff	L.A. Rams
3.0	Aaron Rodgers	Green Bay
3.0	Colin Kaepernick	San Francisco
2.5	Matt Hasselbeck	Seattle
2.5	Tarvaris Jackson	Seattle
2.0	Andy Dalton	Cincinnati
2.0	Jacoby Brissett	Indianapolis
2.0	Matt Stafford	Detroit
2.0	Drew Brees	New Orleans
2.0	Tom Brady	New England
2.0	Blaine Gabbert	San Francisco
2.0	Austin Davis	St. Louis
2.0	Eli Manning	N.Y. Giants
2.0	Cam Newton	Carolina
1.5	Jay Cutler	Chicago
1.0	Josh McCown	N.Y. Jets
1.0	Kirk Cousins	Washington
1.0	Teddy Bridgewater	Minnesota
1.0	Michael Vick	Pittsburgh
1.0	Chad Henne	Jacksonville
1.0	Matt Ryan	Atlanta
1.0	Tony Romo	Dallas
1.0	Jimmy Clausen	Carolina
1.0	John Kitna	Dallas
1.0	Brett Favre	Minnesota
1.0	Keith Null	St. Louis
0.5	DeShaun Watson	Houston
0.5	Ben Roethlisberger	Pittsburgh
0.5	Nick Foles	St. Louis
0.5	Andrew Luck	Indianapolis
1.0	Joe Flacco	Baltimore
0.5	DeShone Kizer	Cleveland
0.5	David Garrard	Jacksonville
0.5	Vince Young	Tennessee

*bold italic are QBs Campbell has sacked in 2017

CAMPBELL MAKING MOVES IN JAX

In his first game as a Jaguar, DL **Calais Campbell** recorded a career-high 4.0 sacks, which are a single-game franchise record for the Jaguars and the third-most on kickoff weekend in NFL history, trailing only **Derrick Thomas'** 6.0 sacks in 1998 and **William Gay's** 5.5 sacks in 1983.

MOST SACKS BY A PLAYER IN A GAME IN JAGUARS HISTORY

Player	Date	Sacks
Calais Campbell	9/10/17 at HOU	4.0
Chris Clemons	11/23/14 at IND	3.0
Paul Spicer	9/25/05 at NYJ	3.0
John Henderson	10/6/02 vs. PHI	3.0
Kelvin Prichett	10/5/97 vs. CIN	3.0

DEFENSIVE STATISTICS



TWO IS BETTER THAN ONE

In Week 11, DE **Yannick Ngakoue** posted 2.5 sacks against Browns QB **DeShone Kizer**, marking his fourth game this season with at least 2.0 sacks. Ngakoue and teammate DL **Calais Campbell** rank first and second, respectively, with multiple games with at least 2.0 sacks in the NFL.

AT LEAST 2.0 SACKS IN A GAME, NFL, 2017

Rk.	Player	Games
1.	Yannick Ngakoue (JAX)	4
2.	Calais Campbell (JAX)	3
3.	15 players	2

Ngakoue's four multi-sack games in a single season are the most in franchise history and also rank tied for fifth-most all-time in Jaguars history.

MULTIPLE SACKS IN A GAME IN FRANCHISE HISTORY

Rk.	Player	Games
1.	Tony Brackens	8
	Kevin Hardy	6
3.	Reggie Hayward	5
	Marcus Stroud	5
2.	Yannick Ngakoue	4
	John Henderson	4
	Clyde Simmons	4
	Gary Walker	4
	Joel Smeenge	4



JAGUARS' LEADING PAIR

DL **Calais Campbell** and DE **Yannick Ngakoue** have combined for 21.5 sacks and eight forced fumbles so far in 2017. The duo are two of four players this season to register at least 9.0 sacks and three forced fumbles and the only teammates to accomplish the feat.

AT LEAST 9.0 SACKS AND THREE FORCED FUMBLES, NFL, 2017

Player	Team	Sacks	FF
Calais Campbell	Jacksonville	11.5	3
Yannick Ngakoue	Jacksonville	9.0	5
Demarcus Lawrence	Dallas	11.5	3
Joey Bosa	Los Angeles Chargers	10.5	3



CALAIS CLIMBS THE CHARTS

DL **Calais Campbell** has totaled at least 50 tackles and 5.0 sacks in each of the last seven seasons, the NFL's longest active streak, according to TruMedia. Campbell is also one of five active NFL players to record 50 tackles and 5.0-plus sacks in seven or more seasons. Already registering 11.5 sacks in 2017, Campbell needs 11 more tackles to accomplish this feat for the eighth time.

MOST CONSECUTIVE SEASONS WITH 5.0-PLUS SACKS & 50-PLUS TACKLES, NFL

Player	Seasons	Sacks	Tackles
Calais Campbell	7	52.0	425
Ndamukong Suh	3	19.5	186
Whitney Mercilus	3	24.5	155



TFLs IN THE NFL

DL **Calais Campbell** has totaled 12-plus tackles for loss in seven consecutive seasons (dating back to 2010), the NFL's longest active streak, during which he has totaled 107 tackles for loss. Campbell has eight tackles for loss in 2017.

MOST CONSECUTIVE SEASONS WITH 12-PLUS TFLs, NFL

Rk.	Player (Team)	Seasons (TFLs)
1.	Calais Campbell (JAX)	7 (81)
2.	Ryan Kerrigan (WAS)	4 (60)
3.	Khalil Mack (OAK)	3 (53)
	Michael Bennett (SEA)	3 (46)



NGAKOUE MAKING STRIDES

With 2.5 sacks against Browns' QB **DeShone Kizer** in Week 11, DE **Yannick Ngakoue** has totaled 17.0 sacks in his 26-game career. His 17.0 sacks through 26 career games are the most by a Jaguars player in franchise history. Teammate **Dante Fowler Jr.** has registered 10.5 sacks, which ranks third in Jaguars history through 26 career games.

SACKS THROUGH 26 CAREER GAMES IN FRANCHISE HISTORY

Rk.	Player	Years	Sacks
1.	Yannick Ngakoue	2016-17	17.0
2.	Tony Brackens	1996-97	13.0
3.	Dante Fowler Jr.	2016-17	10.5
4.	John Henderson	2002-03	8.0
5.	Ryan Davis	2012-14	7.5



NGAKOUE NEVER STOPS

DE **Yannick Ngakoue** recorded seven QB hits against Colts QB **Jacoby Brissett** in Week 7, tied for the most by an NFL player in a game this season. Ngakoue's seven hits are the most in the NFL since Texans DE **J.J. Watt** had eight on Nov. 29, 2015.

MOST QB HITS IN A GAME, NFL, 2017

Rk.	Player	Date	QB Hits
1.	Yannick Ngakoue	10/22/17	7
	Adrian Clayborn	11/12/17	7
3.	Demarcus Lawrence	9/24/17	6
	Calais Campbell	9/10/17	6
5.	Brian Robison	10/15/17	5
	Von Miller	9/17/17	5
	Deatrich Wise	9/17/17	5
	Everson Griffen	10/29/17	5



YANNY'S BIG DAY

DE **Yannick Ngakoue** recorded 2.5 sacks and two forced fumbles against the Browns in Week 11, marking his fourth multi-sack game of the season and his career. Ngakoue is one of five players to record at least 2.0 sacks and one forced fumble in multiple games since 2016.

2.0-PLUS SACKS & AT LEAST ONE FORCED FUMBLE IN A GAME, NFL, 2016-PRESENT

Player	Games
Vic Beasley	4
Yannick Ngakoue	3
Khalil Mack	2
Jason Pierre-Paul	2
Terrell Suggs	2



MAY THE FORCE [D] BE WITH YOU

With two forced fumbles against the Browns last Sunday, DE **Yannick Ngakoue** has totaled nine forced fumbles in his 26-game career, which is tied for second-most in franchise history. Ngakoue is also leading the NFL with five forced fumbles.

MOST FORCED FUMBLES IN FRANCHISE HISTORY

Player	FFs
Tony Brackens (1996-2003)	28
Yannick Ngakoue (2016-17)	9
Daryl Smith (2004-12)	9
Joel Smeenge (1995-2000)	9
Aaron Beasley (1996-2001)	8
Kevin Hardy (1996-2001)	8

DEFENSIVE STATISTICS



THE DAREUS EFFECT

With the addition of DL **Marcell Dareus**, the Jaguars run defense has improved from 30th to 16th in the NFL and is averaging 55.3 rushing yards allowed per game in his three games with the Jaguars, compared to 138.6 rushing yards allowed per game from Week 1 through Week 7.

RUSHING YARDS ALLOWED PER GAME RANKING BREAKDOWN

Ranking Wk 1-7	Ranking Wk 8-11	Overall Ranking
30 (138.6)	1 (55.3)	16 (113.6)



ABRY TIMES THREE

In Week 5 against the Steelers, DL **Abry Jones** recorded five tackles (two solo), 0.5 sacks, one QB hit and three PDs, which marked a career-high in PDs and the most by a Jaguars defensive lineman since 2000. In 2017, Jones is one of two DLs to record at least three PDs in a game.

PASSES DEFENSED BY A DEFENSIVE LINEMAN IN A GAME, NFL, 2017

Rk.	Player (Team)	Date	PDs
1.	Kony Ealy (NYJ)	Oct. 1	4
2.	Abry Jones (JAX)	Oct. 8	3
3.	Chris Jones (K.C.)	Nov. 5	2
	Carl Nassib (CLE)	Oct. 29	2
	Tyrann Walker (LAR)	Oct. 22	2
	DeForest Buckner (S.F.)	Oct. 22	2



BACK-TO-BACK

In Week 5 in the third quarter vs. Pittsburgh, LB **Telvin Smith** intercepted Steelers QB **Ben Roethlisberger** and ran it back 28 yards for a TD. The next Pittsburgh possession, S **Barry Church** caught a pass intended for WR **Antonio Brown** and returned it for a 51-yard TD. This game marked the first time the Jaguars scored on defense on back-to-back possessions since Oct. 25, 2015 against Buffalo in London, when they returned a fumble for a TD and returned an INT for a TD on consecutive possessions. The two pick-sixes in one quarter by the Jaguars marks the first such occurrence in the NFL since 2015 (ARI at S.F., 9/27/15, first quarter).



LBS GET THE INTs

With an INT in Week 11 vs. Cleveland, LB **Telvin Smith** has totaled seven INTs since 2014, the third-most by an LB in franchise history. Teammate LB **Paul Posluszny** has the most with 11 INTs.

MOST INTs BY A LINEBACKER, FRANCHISE HISTORY

Rk.	Player (Years)	INTs
1.	Paul Posluszny (2011-17)	11
2.	Mike Peterson (2003-08)	8
3.	Telvin Smith (2014-17)	7
4.	Daryl Smith (2004-12)	6
5.	Kevin Hardy (1996-2001)	6



ALL OR NOTHING

LB **Telvin Smith** joins T.B.'s **Lavonte David** and BAL's **C.J. Mosley** as the only NFL players with 400-plus tackles and at least four FFs and FRs and five INTs since the start of 2014, according to 360 Sports Radar.

400+ TACKLES, FOUR-PLUS FORCED FUMBLES, FOUR-PLUS FUMBLE RECOVERIES & FIVE-PLUS INTs, 2014-PRESENT

Name (Team)	Tackles	Solo	Asst.	FFs	FRs	INTs
Lavonte David (T.B.)	437	299	138	14	9	5
Telvin Smith (Jax.)	421	322	99	4	5	7
C.J. Mosley (Bal.)	420	279	139	5	5	8



TELVIN TAKEAWAY

In Week 11, LB **Telvin Smith** intercepted Browns QB **DeShone Kizer** and returned it 26 yards. Smith has registered seven career INTs, becoming one of six linebackers in the NFL to register seven-plus INTs since 2014.

MOST INTs, NFL, LBS, 2014 - PRESENT

Rk.	Player (Team)	INTs
1.	Luke Kuechly (CAR)	9
2.	C.J. Mosley (BAL)	8
3.	Telvin Smith (JAX)	7
	Thomas Davis (CAR)	7
	Jordan Hicks (PHI)	7
	Ryan Shazier (PIT)	7

Out of his seven INTs, Smith has two INTs for a TD, which only seven LBs in the NFL have accomplished since 2014.

MOST INTs FOR A TD BY A LB, NFL, 2014 - PRESENT

Player (Team)	INTs	TD
Telvin Smith (JAX)	7	2
Karlos Dansby (CLE)	4	2
Lavonte David (T.B.)	4	2
Deion Jones (ATL)	4	2
Danny Lansanah (T.B.)	3	2
Bruce Irvin (SEA)	2	2
Julius Peppers (G.B.)	2	2



TOP OF HIS CLASS

Jaguars fourth-year LB **Telvin Smith's** 426 tackles (326 solo) through four seasons are the most by a player drafted in the fifth round or later through their first four years since 2003, according to Pro Football Reference.

MOST TACKLES THROUGH FIRST FOUR YEARS, NFL, DRAFTED FIFTH ROUND-OR-LATER, 2003-17

Rk.	Player (Year)	Total	Solo	Asst.
1.	Telvin Smith (2014-17)*	426	326	100
2.	Erik Coleman (2004-07)	373	256	117
3.	Gibril Wilson (2004-07)	360	291	69

(*still has six games left in fourth season)

Playing in his fourth NFL season, Smith has produced 421 career tackles, the second-most by a Jaguars player in his first four seasons, according to Pro Football Reference.

MOST TACKLES IN FIRST FOUR NFL SEASONS IN JAGUARS HISTORY

Rk.	Player (Years)	Total	Solo	Asst.
1.	Jonathan Cyprien (2013-16)	449	339	110
3.	Telvin Smith (2014-17)*	426	326	100
2.	Akin Ayodele (2002-05)	343	274	69
4.	Kevin Hardy (1996-99)	321	273	7

(*still has six games left in fourth season)



SMITH STANDS OUT

Since becoming a full-time starter in Week 12 of the 2014 season, LB **Telvin Smith** ranks second in the NFL with 385 tackles, trailing only SEA's **Bobby Wagner** (427).

MOST TACKLES, NFL, WEEK 12, 2014 - PRESENT

Rk.	Player (Team)	Total	Solo	Asst.
1.	Bobby Wagner (Sea.)	427	259	166
2.	Telvin Smith (Jax.)	385	297	88
3.	Preston Brown (Buf.)	370	99	171
4.	K.J. Wright (Sea.)	353	229	133

DEFENSIVE STATISTICS

JAGUARS INTERCEPT

Since Week 15 of 2016 season, LB **Telvin Smith** has registered an INT in five of his last 13 games, which is tied for third-most in the NFL. Teammates and CBs **Jalen Ramsey** and **A.J. Bouye** have registered an INT in four of their last 13 games, which is tied for the fifth-most. Ramsey and Smith are the only two with pick-sixes among the top 14 players.

MOST INTs, NFL, WEEK 15, 2016 - PRESENT

Rk.	Player (Team)	INTs	TD
1.	Micah Hyde (BUF)	7	0
2.	Kevin Byard (TEN)	6	0
3.	Telvin Smith (JAX)	5	1
	Ryan Shazier (PIT)	5	0
5.	Jalen Ramsey (JAX)	4	1
	A.J. Bouye (JAX)	4	0
	Dominique Rodgers-Cromartie (NYG)	4	0
	Malcolm Butler (N.E.)	4	0
	Marcus Peters (K.C.)	4	0
	Darius Slay (DET)	4	0
	Eric Weddle (BAL)	4	0
	Tre Boston (LAC)	4	0
	Ha Ha Clinton-Dix (G.B.)	4	0

POZ RANKS SECOND

LB **Paul Posluszny** ranks second on the Jaguars all-time tackles list with 932 career tackles in 93 games (10.0 tackles per game). With 10 tackles against Kansas City in Week 9 of the 2016 season, Posluszny surpassed **Donovin Darius** (858) and moved into second on the team's career tackles list.

JAGUARS ALL-TIME TACKLES

Player	Tackles
Daryl Smith (2004-12)	1,089
Paul Posluszny (2011-17)	937
Donovin Darius (1998-2006)	858
Mike Peterson (2003-08)	837

BALANCED PLAY POZ

LB **Paul Posluszny** (14.5-15) is one of only three active NFL players to record at least 14 sacks and 14 INTs since 2007, joining CLE's **Karlos Dansby** (25.0-15) and K.C.'s **Derrick Johnson** (21.0-14).

14+ SACKS & 14+ INTs, NFL, 2007-PRESENT

Player	Sacks	INTs
Paul Posluszny	14.5	15
Karlos Dansby.....	25.0.....	15
Derrick Johnson.....	21.0.....	14

IT'S TACKLE TIME

Dating back to his rookie campaign in 2007, LB **Paul Posluszny** has produced 100 games with seven or more tackles, the most such games in the NFL over that span.

MOST GAMES WITH SEVEN-PLUS TACKLES, NFL, 2007-PRESENT

Rk.	Player	Games
1.	Paul Posluszny	100
2.	D'Qwell Jackson.....	97
3.	Karlos Dansby.....	95

SMITH SEES, TELVIN TAKES

In Week 11 at Cleveland, LB **Telvin Smith** recovered a fumble in the end zone caused by DE **Yannick Ngakoue**, marking his second defensive TD this year. Smith is one of eight players since 2014 to record an INT returned for a TD and a fumble recovery for a TD and the only LB to do so.

AT LEAST ONE INT TD & FUMBLE RECOVERY TD, NFL, 2015-17

Player	Year	INT TD	Fum TD
Telvin Smith	2017	1	1
Jimmy Smith	2017	1	1
Eddie Jackson	2017	1	1
Nickell Robey	2016	1	1
Dominique Rodgers-Cromartie	2015	1	1
Tyvon Branch	2015	1	1
J.J. Watt	2014	1	1
Casey Hayward	2014	1	1

SCOOP-AND-SCORE

In Week 4, LB **Myles Jack** recovered a fumble and returned it 81 yards for a TD. Jack's 81-yard fumble return for a TD is the third-longest fumble recovery for a TD in franchise history and the team's second this season (Week 1 vs. HOU, 53-yards by DE **Dante Fowler Jr.**).

LONGEST FUMBLE RETURNS FOR A TD IN FRANCHISE HISTORY

Player	Date	Yards
Aaron Beasley	Nov. 8, 1998	90
Donovin Darius	Nov. 1, 1998	83
Myles Jack	Oct. 1, 2017	81
Daryl Smith	Oct. 14, 2007	77
Ainsley Battles	Dec. 3, 2001	60
Dante Fowler Jr.	Sept. 10, 2017	53

FEWEST FIRST DOWNS

In Week 9, the Bengals only had eight first downs, which is tied for the fourth-fewest first downs allowed in franchise history. This also marks the fewest first downs allowed since Dec. 17, 2006, when Tennessee totaled five first downs.

FEWEST FIRST DOWNS ALLOWED IN FRANCHISE HISTORY

Rk.	Opponent (Date)	Yds
1.	Cleveland (12/3/00)	2
2.	Tennessee (12/17/06)	5
3.	Houston (12/7/03)	7
4.	Cincinnati (11/5/17)	8
	Baltimore (11/13/05)	8
	St. Louis (10/20/96)	8

SHUTOUTS

In Week 7, the Jaguars defeated the Colts, 27-0, marking the sixth shutout in franchise history and the first since Oct. 8, 2006 (vs. NYJ, 41-0). The game also marked the first shutout loss for Indianapolis in 375 regular season games (Nov. 29, 1993 vs. S.D., 0-31) and the Jaguars' first shutout on the road in 180 away games.

SHUTOUT GAMES IN FRANCHISE HISTORY

Date	Opponent	Score
Oct. 22, 2017 at Indianapolis		27-0
Oct. 8, 2006	vs. New York Jets	41-0
Sept. 18, 2006	vs. Pittsburgh	9-0
Dec. 7, 2003	vs. Houston	27-0
Dec. 3, 2000	vs. Cleveland	48-0
Sept. 17, 2000	vs. Cincinnati	13-0

DEFENSIVE STATISTICS



INT IN OT

In Week 10, CB **A.J. Bouye** intercepted a pass by Chargers QB **Philip Rivers** in overtime and returned it 51 yards to set up the game-winning field goal. Bouye's 51-yard INT is just the fourth INT in overtime in franchise history.

INTERCEPTIONS IN OVERTIME IN FRANCHISE HISTORY

Player	Date	Yards
A.J. Bouye	Nov. 12, 2017	51
Derek Cox	Nov. 18, 2012	16
Rashean Mathis	Oct. 16, 2005	41
Rashean Mathis	Sept. 25, 2005	5



FREE BOUYE

Among undrafted CBs in the NFL, **A.J. Bouye** ranks third with 151 tackles (128 solo) since 2014 according to SportsRadar 360.

MOST TACKLES BY AN UNDRAFTED CB, 2014-PRESENT

Rk.	Player	Games	Tackles
1.	Chris Harris Jr.	58	206
2.	Brent Grimes	54	192
3.	A.J. Bouye	46	151
4.	Antwon Blake	47	148
	Nickell Robey	58	148



GOING TO CHURCH

S **Barry Church** recorded two tackles against the Browns in Week 11. Since 2010, Church has totaled 507 tackles, which ranks eighth among active safeties in the NFL over that span. Church is the only undrafted player in the top 15.

MOST TACKLES BY AN ACTIVE SAFETY, 2010-17, NFL

Rk.	Player	Games	Tackles	Draft
1.	Eric Weddle	119	691	2007 (37th)
2.	Morgan Burnett	96	649	2010 (71st)
3.	Reshad Jones	104	610	2010 (163rd)
4.	Malcolm Jenkins	115	596	2009 (14th)
5.	Earl Thomas	114	565	2010 (14th)
6.	Reggie Nelson	119	557	2007 (21st)
7.	Patrick Chung	103	550	2009 (34th)
8.	Barry Church	100	507	---
9.	Antoine Bethea	81	493	2006 (207th)
10.	Glover Quin	106	476	2009 (112th)



NO FLY ZONE

Since 2013, FS **Tashaun Gipson** ranks third in the NFL among safeties with 17 INTs. Gipson recorded two INTs in Week 5 against the Steelers. Gipson also has two INTs for a TD over the past five seasons.

MOST INTERCEPTIONS BY A SAFETY, NFL, 2013-PRESENT

Rk.	Player	Games	INT	TD
1.	Reggie Nelson	73	19	0
	Glover Quin	74	19	2
3.	Tashaun Gipson	66	17	2
4.	Quintin Demps	62	15	0
	Earl Thomas	66	15	1
5.	Kurt Coleman	67	14	2



RAM-BO'S TERRITORY

According to Pro Football Focus, CB **Jalen Ramsey** has allowed 29 receptions for 309 yards with zero TDs and two INTs for a 51.6 passer rating, while CB **A.J. Bouye** has allowed 22 receptions for 316 yards and zero TDs and four INTs for a 30.6 passer rating. Bouye and Ramsey rank first and fourth, respectively, in passer rating in coverage in the NFL.

JALEN RAMSEY IN 2017, ACCORDING TO PRO FOOTBALL FOCUS:

Receptions:	29
Targets:	58
Rec. Yards	309
TDs Allowed:	0
INTs:	2
Passer Rating:	51.6

A.J. BOUYE IN 2017, ACCORDING TO PRO FOOTBALL FOCUS:

Receptions:	22
Targets:	52
Rec. Yards	316
TDs Allowed:	0
INTs:	4
Passer Rating:	30.6



DYNAMIC DUO

Through 10 games this season, CBs **A.J. Bouye** and **Jalen Ramsey** have become one of the top CB duos in the NFL. The two currently have totaled 26 PDs, the most among DB tandems in the league.

MOST COMBINED PDs, NFL, 2017

Rk.	Players	Years	PDs
1.	A.J. Bouye, Jalen Ramsey	JAX	26
2.	Trevor Williams, Casey Hayward	LAC	24
	Kevin Byard, Adoree' Jackson	TEN	24



...ARE YOU READY FOR IT?

CBs **Jalen Ramsey** and **A.J. Bouye** each posted one PD in Week 11 against the Browns, increasing their season totals to 14 PDs for Ramsey, which is tied for the second-most in the NFL, and 12 for Bouye, tied for fifth in the NFL.

MOST PASSES DEFENSED IN THE NFL, 2017

Rk.	Player (Team)	PDs
1.	Darius Slay (DET)	15
2.	Jalen Ramsey (JAX)	14
	Casey Hayward (LAC)	14
3.	Tre'Davious White (BUF)	13
	Kevin Byard (TEN)	13
5.	A.J. Bouye (JAX)	12
	Patrick Robinson (PHI)	12
	Rashaan Melvin (IND)	12



RAMSEY READY

In Week 10, CB **Jalen Ramsey** posted two passes defended against the Chargers, marking his fourth game this season with multiple passes defended. Ramsey's four multi-passes defended games ranks tied for the fourth-most in a season by a Jaguar.

AT LEAST TWO PDs IN A GAME IN A SINGLE SEASON BY A DB, FRANCHISE HISTORY, 2000-PRESENT

Player	Year	Games
Rashean Mathis	2006	6
Rashean Mathis	2004	5
Davon House	2015	5
Jalen Ramsey	2017	4
Aaron Beasley	2000	4

SPECIAL TEAMS STATISTICS



WINNER WINNER, CHICKEN DINNER

K **Josh Lambo** made a 34-yard FG in the fourth quarter to tie the game and made the game-winning 30-yard FG in overtime against the Chargers in Week 10. Lambo's game-winning FG marked the 17th in Jaguars history and the fourth to occur in overtime. Below is a breakdown of all the game-winning FGs in franchise history:

JAGUARS ALL-TIME GAME-WINNING FGs

Name	Date	Yards	Time
Josh Lambo	Nov. 12, 2017 vs. CLE	30	OT
Jason Myers	Nov. 15, 2015 at BAL	53	0:00
Jason Myers	Sept. 20, 2015 vs. MIA	28	0:43
Josh Scobee	Nov. 30, 2014 vs. NYG	43	0:28
Josh Scobee	Oct. 3, 2010 vs. IND	59	0:00
Josh Scobee	Nov. 15, 2009 vs. NYJ	21	0:00
Josh Scobee	Oct. 18, 2009 vs. STL	36	OT
Josh Scobee	Sept. 28, 2008 vs. HOU	37	OT
Josh Scobee	Sept. 21, 2008 at IND	51	0:00
Josh Scobee	Dec. 28, 2005 vs. S.F.	32	9:41
Josh Scobee	Oct. 23, 2004 at IND	53	0:38
Mike Hollis	Nov. 26, 2000 vs. TEN	38	0:00
Mike Hollis	Dec. 13, 1999 vs. DEN	23	0:00
Mike Hollis	Nov. 14, 1999 vs. BAL	28	1:52 (3rd)
Mike Hollis	Dec. 28, 1996 at BUF	45	3:07
Mike Hollis	Nov. 24, 1996 at BAL	34	OT
Mike Hollis	Dec. 24, 1995 vs. CLE	34	0:00



LAMBO'S DEBUT

K **Josh Lambo** made FGs from 33 and 42 yards and all three PATs in his first game as a Jaguar. Lambo's nine points in Week 7 at the Colts were the most by a Jaguars kicker in his franchise debut. Lambo has now made 54 of 66 FGs (81.8 pct.), including 18 of 25 (72.0 pct.) from 40-plus yards.

MOST POINTS BY A KICKER IN JAGUARS DEBUT

Rk.	Player (Date)	FGM/FGA	XPM/XPA	Points
1.	Josh Lambo (10/22/17)	2/2	3/3	9
2.	Danny Boyd (12/8/02)	2/2	2/2	8
3.	Josh Scobee (9/12/04)	2/2	1/1	7
	John Carney (9/3/00)	2/2	1/1	7
5.	Hayden Epstein (9/8/02)	1/2	2/2	5
	Seth Marler (9/7/03)	1/2	2/2	5
	Tim Seder (10/27/02)	1/3	2/2	5
8.	Richie Cunningham (12/1/02)	2/2	1/1	4
9.	Mike Hollis (9/3/95)	1/2	0/0	3
	Jason Myers (9/13/15)	1/2	0/1	3



JAY-GONE

In Week 9, first-year WR **Jaydon Mickens** returned a Bengals punt 63 yards for a TD in the fourth quarter of the Jaguars' Week 9 game vs. Cincinnati. The punt return TD marked the sixth career punt return TD in franchise history and the first since WR **Rashad Greene Sr.** on Dec. 13, 2015 vs. Indianapolis.

LONGEST PUNT RETURNS FOR A TD IN FRANCHISE HISTORY

Player	Date	Yards
Reggie Barlow	Sept. 13, 1998	85
Mike Thomas	Dec. 18, 2010	78
Reggie Barlow	Nov. 21, 1999	74
Rashad Greene Sr.	Dec. 13, 2015	73
Bobby Shaw	Oct. 6, 2002	69
Jaydon Mickens	Nov. 5, 2017	63



TOP PERCENT

K **Josh Lambo** has made 9 of 10 (90.0 pct.) FGs, including 2 of 2 (100.0 pct.) from 40-plus yards. Last Sunday, Lambo made 2 of 3 field goals against the Browns.

JAGUARS ALL-TIME KICKERS BY YEAR

Name (Years)	Games	XPM/XPA	XP%	FGM/FGA	FG%
Josh Lambo (2017)	4	6/7	85.7	9/10	90.0
Jason Myers (2015-17)	33	62/73	84.9	57/69	82.6
Josh Scobee (2004-14)	168	317/322	98.4	235/291	80.8
John Carney (2007)	8	20/21	95.2	9/11	81.8
Seth Marler (2003)	16	30/30	100.0	20/33	60.6
Danny Boyd (2002)	4	7/7	100.0	5/5	100.0
Richie Cunningham (2002)	1	2/2	100.0	1/1	100.0
Hayden Epstein (2002)	6	13/13	100.0	5/9	55.6
Tim Seder (2002)	5	11/11	100.0	8/12	66.7
Steve Lindsey (1999-2000)	26	5/5	100.0	5/7	71.4
Mike Hollis (1995-2001)	108	239/242	98.8	175/217	80.6



KICK IT, KICK IT REAL GOOD

Below is a breakdown of K **Josh Lambo's** career statistics.

YEAR	TEAM	GP	PAT	ATT	FG	FGA	PCT	LG	PTS
2015	SD	16	28	32	26	32	81.3	54	106
2016	SD	16	42	46	26	32	81.3	47	120
2017	JAX	4	6	7	9	10	90.0	56	33
NFL totals:		36	76	85	61	74	82.4	56	259



SNAPPER SUBS

After LS **Matt Overton** exited the game with a shoulder injury in the third quarter of the Jaguars' Week 10 game vs. Los Angeles Chargers, OL **Tyler Shatley** took over the snapping duties on FG situations and FB **Tommy Bohanon** snapped for the remaining punts. The Jaguars tied the game at 17 on a 34-yard FG by K **Josh Lambo** with seven seconds remaining in regulation, and won the game on a 30-yard FG by Lambo with 3:17 remaining in overtime. This was Shatley's first time snapping in a game, as he never snapped in high school or college. On Nov. 14, the Jaguars signed LS Colin Holba.

LAST TIME IT HAPPENED..



TEAM

OVERTIME GAME WON

By Jaguars — Jaguars 20, Los Angeles Chargers 17, 11/12/17
By Opponents — at New York Jets 23, Jaguars 20, 10/1/17

SHUTOUT

By Jaguars — Jaguars 27, at Indianapolis 0, 10/22/17
By Opponents — at Seattle 41, Jaguars 0, 10/11/09

SCORELESS FIRST HALF

By Jaguars — Jaguars 0, Tennessee 27, 10/27/16
(Final: Tennessee 36, Jacksonville 22)
By Opponents — Indianapolis 0, Jaguars 20, 10/22/17
(Final: Jacksonville 27, Indianapolis 0)

SCORELESS SECOND HALF

By Jaguars — Jaguars 0, Indianapolis 6, 10/4/15
(Final: Indianapolis 16, Jaguars 13)
By Opponents — Cleveland 0, Jaguars 9, 11/19/17
(Final: Jaguars 19, Cleveland 7)

400 TOTAL YARDS

By Jaguars — Jaguars vs. Cincinnati, 407, 11/5/17
By Opponents — New York Jets vs. Jaguars, 471, 10/1/17

500 TOTAL YARDS

By Jaguars — Jaguars at Indianapolis, 518 total yards, 10/22/17
By Opponents — New Orleans vs. Jaguars, 537 total yards, 12/27/15

50 POINTS SCORED

By Jaguars — Jaguars vs. Indianapolis, 51 points (51-16), 12/13/15
By Opponents — New England vs. Jaguars, 51 points (51-17), 9/27/15



OFFENSE

100 YARDS RUSHING

By Jaguars — Leonard Fournette at Cleveland (111 yards), 11/19/17
By Opponents — Todd Gurley of Los Angeles Rams (116 yards), 10/15/17

200 YARDS RUSHING

By Jaguars — Fred Taylor at Pittsburgh (234 yards), 11/19/00
By Opponents — Chris Johnson of Tennessee (228 yards), 11/1/09

300 YARDS PASSING

By Jaguars — Blake Bortles at Indianapolis (330 yards), 10/22/17
By Opponents — Ben Roethlisberger of Pittsburgh (312 yards), 10/8/17

400 YARDS PASSING

By Jaguars — Mark Brunell vs. St. Louis (421 yards), 9/10/00
By Opponents — Drew Brees of New Orleans (412 yards), 12/27/15

100 YARDS RECEIVING

By Jaguars — Allen Hurns at Indianapolis (101 yards), 10/22/17
By Opponents — Antonio Brown of Pittsburgh (157 yards), 10/8/17

200 YARDS RECEIVING

By Jaguars — Justin Blackmon at Houston (236 yards), 11/18/12
By Opponents — Josh Gordon of Cleveland (261 yards), 12/01/13

100 YARDS RUSHING IN A HALF

By Jaguars — Leonard Fournette at Pittsburgh (142 in 2nd half), 10/8/17
By Opponents — Bilal Powell of New York Jets (120 in 1st half), 10/1/17

TWO 100-YARD RUSHERS IN SAME GAME

By Jaguars — R. Jennings (109 yards) & M. Jones-Drew (101 yards) vs. Oakland, 12/12/10
By Opponents — None



OFFENSE

100 YARDS RECEIVING IN A HALF

By Jaguars — Allen Robinson vs. Tennessee (103 in 1st half), 12/24/16
By Opponents — Brandin Cooks of New Orleans (107 in 1st half), 12/27/15

TWO 100-YARD RECEIVERS IN SAME GAME

By Jaguars — A. Robinson (151 yards, TD) & A. Hurns (106 yards, 2 TDs) at New Orleans, 12/27/15
By Opponents — R. Matthews (115 yards) & J. Landry (110 yards) of Miami, 9/20/15

THREE TOUCHDOWNS IN A GAME

By Jaguars — Marcedes Lewis (3 receiving) vs. Baltimore, 9/24/17
By Opponents — LaGarrette Blount (3 rushing) of New England, 9/28/15

FOUR TOUCHDOWNS IN A GAME

By Jaguars — Maurice Jones-Drew (2 rushing, 2 receiving) vs. Tampa Bay, 12/11/11
By Opponents — None

30 COMPLETIONS IN A GAME

By Jaguars — Blake Bortles vs. Houston (32-of-49 passes), 11/13/16
By Opponents — Ben Roethlisberger of Pittsburgh (33-of-55 passes), 10/8/17

THREE TOUCHDOWN PASSES

By Jaguars — Blake Bortles vs. Baltimore, 9/24/17
By Opponents — Philip Rivers of San Diego, 9/18/16

FOUR TOUCHDOWN PASSES

By Jaguars — Blake Bortles vs. Baltimore, 9/24/17
By Opponents — Philip Rivers of San Diego, 9/18/16

FIVE TOUCHDOWN PASSES

By Jaguars — Blake Bortles at Tennessee, 12/6/15
By Opponents — Drew Brees of New Orleans, 12/27/15

TWO TOUCHDOWN RECEPTIONS

By Jaguars — Marcedes Lewis vs. Baltimore, 9/24/17
By Opponents — Travis Benjamin of San Diego, 9/18/16

THREE TOUCHDOWN RECEPTIONS

By Jaguars — Marcedes Lewis vs. Baltimore, 9/24/17
By Opponents — Randy Moss of New England, 12/27/09

TWO TOUCHDOWNS RUSHING

By Jaguars — Leonard Fournette at Pittsburgh, 10/8/17
By Opponents — LeSean McCoy of Buffalo, 11/27/16

THREE TOUCHDOWNS RUSHING

By Jaguars — Maurice Jones-Drew vs. St. Louis, 10/18/09
By Opponents — LeGarrette Blount of New England, 9/27/15

TD PASS BY NON-QB

By Jaguars — Marqise Lee (20 yards) vs. Tennessee, 12/24/16
By Opponents — Willie Davis (22 yards) of Tennessee Oilers, 11/16/97

LAST TIME IT HAPPENED..



DEFENSE

INTERCEPTED PASS RETURNED FOR A TOUCHDOWN

By Jaguars — Barry Church (51 yards) & Telvin Smith (28 yards) at Pittsburgh, 10/8/17

By Opponents — Rafael Bush of Detroit (39 yards), 11/20/16

FUMBLE RETURNED FOR A TOUCHDOWN

By Jaguars — Telvin Smith at Cleveland (0 yards), 11/19/17

By Opponents — Wesley Woodyard of Tennessee (3 yards), 12/6/15

TWO FORCED FUMBLES

By Jaguars — Yannick Ngakoue at Cleveland, 11/19/17

By Opponents — John Abraham of Atlanta, 12/15/11

TWO SACKS

By Jaguars — Yannick Ngakoue (2.5) at Cleveland, 11/19/17

By Opponents — Marcell Dareus of Buffalo (2.0), 11/27/16

THREE SACKS

By Jaguars — Calais Campbell at Houston (4.0), 9/10/17

By Opponents — W. Mercilus (3.5) & J. Watt of Houston (3.0), 1/3/16

FOUR SACKS

By Jaguars — Calais Campbell at Houston (4.0), 9/10/17

By Opponents — Ryan Kerrigan of Washington (4.0), 9/14/14

ONE INTERCEPTION

By Jaguars — A.J. Bouye & Telvin Smith at Cleveland, 11/19/17

By Opponents — Tre Boston of Los Angeles Chargers (2), 11/12/17

TWO INTERCEPTIONS

By Jaguars — Tashaun Gipson at Pittsburgh, 10/8/17

By Opponents — Tre Boston of Los Angeles Chargers, 11/12/17

SAFETY

By Jaguars — Holding penalty on Dallas' K. Wilber enforced in the end zone, 11/9/14

By Opponents — J.J. Watt of Houston (Sacked QB B. Bortles in the end zone), 12/29/14

FOUR PASSES DEFENSED

By Jaguars — Jalen Ramsey at Pittsburgh, 10/8/17

By Opponents — Johnathan Joseph of Houston, 1/3/16



SPECIAL TEAMS

FIVE FIELD GOALS

By Jaguars — Josh Scobee at Buffalo, 10/10/10

By Opponents — Jeff Reed of Pittsburgh, 12/1/02 (six field goals)

55-YARD FIELD GOAL

By Jaguars — Josh Lambo vs. Cincinnati (56 yards), 11/5/17

By Opponents — Blair Walsh of Minnesota (55 yards), 9/9/12

50-YARD FIELD GOAL

By Jaguars — Josh Lambo vs. Cincinnati (56 yards), 11/5/17

By Opponents — Cairo Santos of Kansas City (51 yards), 11/6/16

GAME-WINNING FIELD GOAL

By Jaguars — Josh Lambo vs. Los Angeles Chargers (30 yards in OT), 11/12/17

By Opponents — Chandler Catanzaro of New York Jets (41 yards in OT), 10/1/17

KICKOFF RETURN FOR A TOUCHDOWN

By Jaguars — Marqise Lee at Houston (100 yards), 12/18/16

By Opponents — Pharoh Cooper of Los Angeles Rams (103 yards), 10/15/17

PUNT RETURN FOR A TOUCHDOWN

By Jaguars — Jaydon Mickens vs. Cincinnati (63 yards), 11/5/17

By Opponents — Andre Roberts of Detroit (55 yards), 11/20/16

BLOCKED FIELD GOAL ATTEMPT

By Jaguars — Tyson Alualu at New Orleans (Kai Forbath), 9/27/15

By Opponents — Linnal Joseph of Minnesota (Jason Myers), 12/11/16

BLOCKED FIELD GOAL RETURNED FOR A TOUCHDOWN

By Jaguars — Chris Hudson (58 yards) vs. Pittsburgh, 9/22/97

By Opponents — Antrel Rolle of Arizona (83 yards), 9/20/09

BLOCKED PUNT RETURNED FOR A TOUCHDOWN

By Jaguars — Mike Harris (19 yards) at Tennessee, 12/30/12

By Opponents — Malcolm Brown (8 yards) of Los Angeles Rams, 10/15/17

BLOCKED PUNT

By Jaguars — Dan Skuta at Indianapolis (Pat McAfee), 1/1/17

By Opponents — Cory Littleton of Los Angeles Rams (Brad Nortman), 10/15/17

BLOCKED EXTRA POINT

By Jaguars — Tony Brackens vs. Cincinnati (Doug Pelfrey), 10/5/97

By Opponents — Corey Liuget of Los Angeles Chargers (Josh Lambo), 11/12/17

MISSED EXTRA POINT

By Jaguars — Jason Myers at Pittsburgh, 10/8/17

By Opponents — Kai Forbath of Minnesota, 12/11/16

TWO-POINT CONVERSION MADE

By Jaguars — B. Bortles pass to M. Lee vs. Los Angeles Chargers, 11/12/17

By Opponents — L. McCoy of Buffalo run, 11/27/16

TWO-POINT CONVERSION FAILED

By Jaguars — Leonard Fournette at Cleveland (run failed), 11/19/17

By Opponents — Joe Flacco of Baltimore (pass failed), 11/15/15

RECOVERED OWN ONSIDE KICK

By Jaguars — at Baltimore (J. Cyprien), 12/14/14

By Opponents — vs. Houston (Q. Demps), 12/27/11

2017 JAGUARS STATISTICS

JACKSONVILLE JAGUARS / WEEK 11 / THROUGH SUNDAY, NOVEMBER 19, 2017

WON 7, LOST 3				* RUSHING				No.	Yds	Avg	Long	TD						
09/10	W 29-	7	at Houston	71,710	Fournette	175	740	4.2	90t	6								
09/17	L 16-	37	Tennessee	61,709	Ivory	84	286	3.4	19	1								
09/24	W 44-	7	Baltimore	84,592	Bortles	35	195	5.6	27	0								
10/01	L 20-	23	OT at N.Y. Jets	77,562	Yeldon	28	189	6.8	58t	1								
10/08	W 30-	9	at Pittsburgh	66,237	C. Grant	20	179	9.0	58	1								
10/15	L 17-	27	L.A. Rams	56,232	Lee	1	17	17.0	17	0								
10/22	W 27-	0	at Indianapolis	63,104	Bohanon	3	3	1.0	3	0								
11/05	W 23-	7	Cincinnati	60,720	Henne	3	-3	-1.0	-1	0								
11/12	W 20-	17	OT L.A. Chargers	60,835	TEAM	349	1606	4.6	90t	9								
11/19	W 19-	7	at Cleveland	57,003	OPPONENTS	253	1136	4.5	75t	6								
11/26			at Arizona		* RECEIVING													
12/03			Indianapolis		Lee	43	538	12.5	45	2								
12/10			Seattle		Hurns	36	446	12.4	50	2								
12/17			Houston		Ivory	20	172	8.6	29	1								
12/24			at San Francisco		Fournette	19	156	8.2	28	1								
12/31			at Tennessee		Cole	17	243	14.3	52	0								
					Lewis	14	209	14.9	37	5								
					Yeldon	11	70	6.4	11	0								
					O'Shaughnessy	6	59	9.8	18	0								
					Bohanon	6	43	7.2	14	1								
					C. Grant	3	41	13.7	28	0								
					Westbrook	3	35	11.7	28	0								
					Koyack	2	28	14.0	21	0								
					A. Robinson	1	17	17.0	17	0								
					Benn	1	12	12.0	12	0								
					Mickens	1	11	11.0	11	0								
					McCaffrey TM	1	4	4.0	4	0								
					TEAM	184	2084	11.3	52	12								
					OPPONENTS	184	1884	10.2	59	7								
					* INTERCEPTIONS													
					Bouye	4	70	17.5	51	0								
					Gipson	3	76	25.3	67	0								
					Smith	3	56	18.7	28t	1								
					Ramsey	2	16	8.0	15	0								
					Church	1	51	51.0	51t	1								
					TEAM	13	269	20.7	67	2								
					OPPONENTS	7	50	7.1	31	0								
					* PUNTING													
					Nortman	54	2394	44.3	39.5	5	19	62	1					
					TEAM	55	2394	43.5	39.5	5	19	62	1					
					OPPONENTS	63	2881	45.7	41.1	6	23	70	0					
					* PUNT RETURNS													
					Mickens	14	9	150	10.7	63t	1							
					Lee	5	6	13	2.6	7	0							
					McCaffrey TM	1	4	0	0.0	0	0							
					Cole	0	1	0	---	---	0							
					C. Grant	0	0	6	---	---	6	0						
					TEAM	20	20	169	8.5	63t	1							
					OPPONENTS	16	16	119	7.4	46	0							
					* KICKOFF RETURNS													
					C. Grant	7	174	24.9	29	0								
					Cole	2	26	13.0	14	0								
					Bohanon	1	14	14.0	14	0								
					TEAM	10	214	21.4	29	0								
					OPPONENTS	25	563	22.5	103t	1								
					* FIELD GOALS													
					Myers	0/0	4/4	2/3	5/5	0/3								
					Lambo	0/0	1/1	6/6	1/2	1/1								
					TEAM	0/0	5/5	8/9	6/7	1/4								
					OPPONENTS	0/0	5/5	1/1	4/5	2/2								
					Myers: (42G, 25G, 39N, 38G) (43G) (23G, 45G, 29G) (30G, 52N, 22G) (47G) (54N, 41G, 54N) () () ()													
					Lambo: () () () () () (42G, 33G) (32G, 56G, 25G) (34G, 30G) (38G, 41N, 39G)													
					OPP: () (40G, 41G, 26G) () (45G, 45N, 26G, 41G) (29G, 34G, 20G) (56G, 29G) () () (50G) ()													
					Yeldon	1	1	0	0	6								
					TEAM	27	9	12	6	21/24	20/25	0	245					
					OPPONENTS	15	6	7	2	15/15	12/13	0	141					
					2-Pt Conv: Lee, TM 1-3, OPP 0-0													
					SACKS: Campbell 11.5, Ngakoue 9, Fowler 6.5, Jackson 5, Jack 2, McCray 1.5, Church 1, Dareus LG 1, Day 1, Jones 1, Smith 1, Ankou 0.5, TM 40, OPP 16													
					FUM/LOST: Bortles 6/3, Yeldon 2/1, Cole 1/0, Fournette 1/0, Ivory 1/1, Lee 1/0, Mickens 1/0, Westbrook 1/0													
					* PASSING													
					Bortles	315	184	2084	58.4	6.62	12	3.8	7	2.2	52	16/	69	81.8
					Henne	2	0	0	0.0	0.00	0	0.0	0	0.0	---	0/	0	39.6
					Lee	1	0	0	0.0	0.00	0	0.0	0	0.0	---	0/	0	39.6
					TEAM	318	184	2084	57.9	6.55	12	3.8	7	2.2	52	16/	69	81.0
					OPPONENTS	322	184	1884	57.1	5.85	7	2.2	13	4.0	59	40/	264	64.5

2017 CARDINALS STATISTICS

ARIZONA CARDINALS / WEEK 11 / THROUGH SUNDAY, NOVEMBER 19, 2017

WON 4, LOST 6				* RUSHING		No.	Yds	Avg	Long	TD																																					
09/10	L 23-35	at Detroit	60,957	A. Peterson	LG	136	450	3.3	27t	2																																					
09/17	W 16-13	OT at Indianapolis	63,137	A. Peterson	TM	109	369	3.4	27t	2																																					
09/25	L 17-28	Dallas	65,102	C. Johnson		45	114	2.5	11	0																																					
10/01	W 18-15	OT San Francisco	64,121	K. Williams		25	61	2.4	11	1																																					
10/08	L 7-34	at Philadelphia	69,596	Ellington		15	53	3.5	14	1																																					
10/15	W 38-33	Tampa Bay	63,999	Nelson		2	30	15.0	16	0																																					
10/22	L 0-33	at L.A. Rams	73,736	Da. Johnson		11	23	2.1	6	0																																					
11/05	W 20-10	at San Francisco	70,133	Gabbert		3	13	4.3	12	0																																					
11/09	L 16-22	Seattle	64,639	Palmer		14	12	0.9	4	0																																					
11/19	L 21-31	at Houston	71,680	Jo. Brown		1	10	10.0	10	0																																					
11/26		Jacksonville		Stanton		6	7	1.2	5	0																																					
12/03		L.A. Rams		Penny		1	1	1.0	1	0																																					
12/10		Tennessee		TEAM		232	693	3.0	27t	4																																					
12/17		at Washington		OPPONENTS		276	1013	3.7	37	9																																					
12/24		N.Y. Giants		* RECEIVING		No.	Yds	Avg	Long	TD																																					
12/31		at Seattle		Fitzgerald		69	768	11.1	37	4																																					
		Ariz.	Opp.	Ellington		33	297	9.0	24	0																																					
				Ja. Brown		24	349	14.5	32	2																																					
				Gresham		23	237	10.3	20	2																																					
				Nelson		22	362	16.5	45t	2																																					
				Jo. Brown		19	271	14.3	52	2																																					
				A. Peterson	LG	7	50	7.1	13	0																																					
				A. Peterson	TM	5	46	9.2	13	0																																					
				Da. Johnson		6	67	11.2	24	0																																					
				B. Golden		5	70	14.0	29	0																																					
				Niklas		5	62	12.4	16	1																																					
				K. Williams		5	48	9.6	25	0																																					
				C. Johnson		5	43	8.6	15	0																																					
				Seals-Jones		3	54	18.0	28t	2																																					
				Foster	LG	2	26	13.0	20	0																																					
				Foster	TM	2	26	13.0	20	0																																					
				C. Williams		2	23	11.5	15	0																																					
				Momah		1	46	46.0	46	0																																					
				Penny		1	6	6.0	6	0																																					
				TEAM		230	2775	12.1	52	15																																					
				OPPONENTS		224	2577	11.5	72t	18																																					
				* INTERCEPTIONS		No.	Yds	Avg	Long	TD																																					
				Bethea		3	37	12.3	21	0																																					
				Bethel		1	82	82.0	82t	1																																					
				Bucannon		1	39	39.0	39	0																																					
				P. Peterson		1	22	22.0	22	0																																					
				Mathieu		1	15	15.0	15	0																																					
				Dansby		1	4	4.0	4	0																																					
				T. Williams		1	0	0.0	0	0																																					
				TEAM		9	199	22.1	82t	1																																					
				OPPONENTS		11	200	18.2	39	1																																					
				* PUNTING		No.	Yds	Avg	Net	TB	In	Ig	B																																		
				Lee		53	2462	46.5	38.9	3	18	60	0																																		
				TEAM		53	2462	46.5	38.9	3	18	60	0																																		
				OPPONENTS		57	2587	45.4	42.9	1	23	65	0																																		
				* PUNT RETURNS		Ret	FC	Yds	Avg	Long	TD																																				
				K. Williams		19	19	115	6.1	16	0																																				
				P. Peterson		4	2	7	1.8	5	0																																				
				TEAM		23	21	122	5.3	16	0																																				
				OPPONENTS		31	7	342	11.0	76	0																																				
				* KICKOFF RETURNS		No.	Yds	Avg	Long	TD																																					
				K. Williams		16	326	20.4	28	0																																					
				B. Golden		1	26	26.0	26	0																																					
				Niklas		1	1	1.0	1	0																																					
				TEAM		18	353	19.6	28	0																																					
				OPPONENTS		20	388	19.4	30	0																																					
				* FIELD GOALS		1-19	20-29	30-39	40-49	50+																																					
				Dawson		0/0	5/5	4/8	3/4	1/2																																					
				TEAM		0/0	5/5	4/8	3/4	1/2																																					
				OPPONENTS		0/0	4/4	6/6	6/6	2/2																																					
				Dawson		(24G,32N)	(27G,40G,42N,30G)	(36N,37G)	(29G)																																						
				TEAM		43G,50G,32G	(51B)	(28G)	(32N)	(38N,25G,32G)	(43G)	()																																			
				OPPONENTS		(58G)	(46G,29G)	()	(49G,39G,47G,48G,23G)	(36G,28G)	()	(23G,33G,53G,34G)	(42G)	(33G,43G)	(34G)																																
				Rucker		1.5	Baker	1	Bethea	1	Bynes	1	Dansby	1	Gunter	1	Mathieu	1	Mauro	1	Peters	1	X. Williams	0.5	TM	24	OPP	28	FUM/LOST:	A. Peterson	(TM)	3/2	A. Peterson	(LG)	3/2	Da. Johnson	2/1	Palmer	2/0	Fitzgerald	1/1	Gabbert	1/0	Nelson	1/1	Stanton	1/0
				* PASSING		Att	Cmp	Yds	Cmp%	Yds/Att	TD	TD%	Int	Int%	Long	Sack/Lost	Rating																														
				Palmer		267	164	1978	61.4	7.41	9	3.4	7	2.6	46	22/150	84.4																														
				Stanton		91	44	540	48.4	5.93	3	3.3	2	2.2	52	4/23	68.9																														
				Gabbert		34	22	257	64.7	7.56	3	8.8	2	5.9	28t	2/13	92.4																														
				TEAM		392	230	2775	58.7	7.08	15	3.8	11	2.8	52	28/186	81.5																														
				OPPONENTS		369	224	2577	60.7	6.98	18	4.9	9	2.4	72t	24/148	87.9																														



ROSTER INFORMATION

REGULAR SEASON WEEK 12 AT ARIZONA CARDINALS

JAGUARS 2017 ALPHABETICAL ROSTER

NO	NAME	POS	HT	WT	DOB	AGE	EXP	COLLEGE	HOMETOWN	HOW ACQ
54	Ankou, Eli	DT	6-3	325	6/8/94	23	R	UCLA	Ottawa, Ontario, Can	W (Hou.)-'17
40	Bohanon, Tommy	FB	6-1	246	9/10/90	27	4	Wake Forest	Fort Myers, Fla.	FA-'17
5	Bortles, Blake	QB	6-5	236	4/28/92	25	4	Central Florida	Oviedo, Fla.	D1-'14
21	Bouye, A.J.	CB	6-0	191	8/16/91	26	5	Central Florida	Tucker, Ga.	UFA (Hou.)-'17
53	Brown, Blair	LB	6-0	238	5/27/94	23	R	Ohio	Moreno Valley, Calif.	D5-'17
93	Campbell, Calais	DL	6-8	300	9/1/86	31	10	Miami (Fla.)	Aurora, Co.	UFA (Ari.)-'17
60	Cann, A.J.	OL	6-3	315	10/23/91	26	3	South Carolina	Bamberg, S.C.	D3-'15
42	Church, Barry	S	6-2	218	2/11/88	29	8	Toledo	Pittsburgh, Pa.	UFA (Dal.)-'17
84	Cole, Keelan	WR	6-1	194	4/20/93	24	R	Kentucky Wesleyan	Louisville, Ky.	FA-'17
22	Colvin, Aaron	CB	6-0	193	10/2/91	26	4	Oklahoma	Tulsa, Okla.	D4-'14
99	Dareus, Marcell	DT	6-3	331	3/13/90	27	7	Alabama	Birmingham, Ala.	T (Buf.)-'17
27	Fournette, Leonard	RB	6-0	228	1/18/95	22	R	Louisiana State	New Orleans, La.	D1-'17
56	Fowler Jr., Dante	DE	6-3	255	8/3/94	23	3	Florida	St. Petersburg, Fla.	D1-'15
39	Gipson, Tashaun	S	5-11	212	8/7/90	27	6	Wyoming	Dallas, Texas	UFA (Cle.)-'16
30	Grant, Corey	RB	5-11	203	12/19/91	25	3	Auburn	Opelika, Ala.	FA-'15
7	Henne, Chad	QB	6-3	222	7/2/85	32	10	Michigan	Wyomissing, Pa.	UFA (Mia.)-'12
49	Holba, Colin	LS	6-4	248	7/8/94	23	R	Louisville	Louisville, Ky.	FA-'17
88	Hurns, Allen	WR	6-3	201	11/12/91	26	4	Miami (Fla.)	Miami, Fla.	FA-'14
33	Ivory, Chris	RB	6-0	223	3/22/88	29	8	Tiffin	Longview, Texas	UFA (NYJ)-'16
44	Jack, Myles	LB	6-1	244	9/3/95	22	2	UCLA	Scottsdale, Ariz.	D2-'16
97	Jackson, Malik	DL	6-5	290	1/11/90	27	6	Tennessee	Van Nuys, Calif.	UFA (Den.)-'16
95	Jones, Abry	DT	6-4	318	9/8/91	26	5	Georgia	Warner Robins, Ga.	FA-'13
83	Koyack, Ben	TE	6-5	258	4/9/93	24	2	Notre Dame	Oil City, Pa.	D7-'15
4	Lambo, Josh	K	6-0	215	11/19/90	27	3	Texas A&M	Lansing, Mich.	FA-'17
11	Lee, Marqise	WR	6-0	196	11/25/91	25	4	Southern California	Inglewood, Calif.	D2-'14
89	Lewis, Mercedes	TE	6-6	267	5/19/84	33	12	UCLA	Long Beach, Calif.	D1-'06
65	Linder, Brandon	OL	6-6	315	1/25/92	25	4	Miami (Fla.)	Southwest Ranches, Fla.	D3-'14
55	McCray, Lerentee	LB	6-3	249	8/26/90	27	5	Florida	Ocala, Fla.	UFA (Buf.)-'17
85	Mickens, Jaydon	WR	5-11	170	4/21/94	23	1	Washington	Los Angeles, Calif.	PS-'17
31	Myrick, Jalen	CB	5-11	200	2/27/95	22	R	Minnesota	Bloomington, Ga.	D7a-'17
91	Ngakoue, Yannick	DE	6-2	246	3/31/95	22	2	Maryland	Bowie, Md.	D3-'16
3	Nortman, Brad	P	6-2	214	9/12/89	28	6	Wisconsin	Brookfield, Wis.	UFA (Car.)-'16
77	Omameh, Patrick	OL	6-4	327	12/29/89	27	5	Michigan	Columbus, Ohio	FA-'16
80	O'Shaughnessy, James	TE	6-4	245	1/14/92	25	3	Illinois State	Naperville, Ill.	W (N.E.)-'17
78	Parnell, Jermey	OL	6-6	326	7/20/86	31	7	Mississippi	Blytheville, Ark.	UFA (Dal.)-'15
23	Patmon, Tyler	CB	5-10	188	1/26/91	26	3	Oklahoma State	Round Rock, Texas	FA-'17
52	Payne, Donald	LB	5-11	217	7/12/94	23	R	Stetson University	Fayetteville, Ga.	W (Bal.)-'17
18	Pinkard, Larry	WR	6-0	196	2/25/92	25	1	Old Dominion	Washington, D.C.	P.S-'17
75	Poehls, William	OL	6-8	344	11/27/91	25	1	Montana	Chandler, Ariz.	W (Chi.)-'17
51	Posluszny, Paul	LB	6-2	232	10/10/84	33	11	Penn State	Aliquippa, Pa.	UFA (Buf.)-'11
29	Pryor, Calvin	S	5-11	208	7/12/92	25	4	Louisville	Port St. Joe, Fla.	W (Cle.)-'17
20	Ramsey, Jalen	CB	6-1	208	10/24/94	23	2	Florida State	Smyrna, Tenn.	D1-'16
64	Reed, Chris	OL	6-5	310	7/22/92	25	2	Minnesota State	Omaha, Neb.	FA-'17
74	Robinson, Cam	OL	6-6	320	10/9/95	22	R	Alabama	Monroe, La.	D2-'17
69	Shatley, Tyler	OL	6-3	310	5/5/91	26	3	Clemson	Icard, N.C.	FA-'14
50	Smith, Telvin	LB	6-3	215	4/11/91	26	4	Florida State	Valdosta, Ga.	D5a-'14
94	Smoot, Dawuane	DE	6-3	264	3/2/95	22	R	Illinois	Groveport, Ohio	D3-'17
25	Thompson, Peyton	S	5-10	184	9/26/90	27	3	San Jose State	Sacramento, Calif.	FA-'14
73	Walker, Josh	OL	6-5	330	6/2/91	26	3	Middle Tennessee State	Spring City, Ten.	FA-'17
72	Wells, Josh	OL	6-6	306	2/14/91	26	3	James Madison	Mechanicsville, Va.	FA-'14
12	Westbrook, Dede	WR	6-0	178	11/21/93	24	R	Oklahoma	Cameron, Tex.	D4-'17
26	Wilson, Jarrod	S	6-2	210	2/9/94	23	2	Michigan	Akron, Ohio	FA-'16
24	Yeldon, T.J.	RB	6-1	223	10/2/93	24	3	Alabama	Daphne, Ala.	D2-'15

Head Coach: Doug Marrone

Assistants: Joe DeCamillis (Special Teams Coordinator), Nathaniel Hackett (Offensive Coordinator), Tom Myslinski (Strength and Conditioning Coordinator), Todd Wash (Defensive Coordinator), Mark Collins (Linebackers Coach), Joe Danna (Assistant Secondary Coach), John Donovan (Offensive Quality Control Coach), Perry Fewell (Secondary Coach), Pat Flaherty (Offensive Line Coach), Marion Hobby (Defensive Line Coach), Jess Langvardt (Strength and Conditioning Associate), Mike Mallory (Assistant Special Teams Coordinator), Keenan McCardell (Wide Receivers Coach), Ron Middleton (Tight Ends/Assistant Special Teams Coach), Scott Milanovich (Quarterbacks Coach), Eric Price (Offense-Research), Jason Rebrovich (Assistant Defensive Line Coach), Mike Rutenberg (Defensive Assistant), Cedric Scott (Assistant Strength and Conditioning Coach), Tony Sparano Jr. (Assistant Offensive Line Coach), Tyrone Wheatley (Running Backs Coach).

JAGUARS 2017 NUMERICAL ROSTER

11/21/2017

NO	NAME	POS	HT	WT	DOB	AGE	EXP	COLLEGE	HOMETOWN	HOW ACQ
3	Brad Nortman	P	6-2	214	9/12/89	28	6	Wisconsin	Brookfield, Wis.	UFA (Car.)-'16
4	Josh Lambo	K	6-0	215	11/19/90	26	3	Texas A&M	Lansing, Mich.	FA-'17
5	Blake Bortles	QB	6-5	236	4/28/92	25	4	Central Florida	Oviedo, Fla.	D1-'14
7	Chad Henne	QB	6-3	222	7/2/85	32	10	Michigan	Wyomissing, Pa.	UFA (Mia.)-'12
11	Marqise Lee	WR	6-0	196	11/25/91	25	4	Southern California	Inglewood, Calif.	D2-'14
12	Westbrook, Dede	WR	6-0	178	11/21/93	24	R	Oklahoma	Cameron, Tex.	D4-'17
18	Larry Pinkard	WR	6-0	196	2/25/92	25	1	Old Dominion	Washington, D.C.	P.S-'17
20	Jalen Ramsey	CB	6-1	208	10/24/94	23	2	Florida State	Smyrna, Tenn.	D1-'16
21	A.J. Bouye	CB	6-0	191	8/16/91	26	5	Central Florida	Tucker, Ga.	UFA (Hou.)-'17
22	Aaron Colvin	CB	6-0	193	10/2/91	26	4	Oklahoma	Tulsa, Okla.	D4-'14
23	Tyler Patmon	CB	5-10	188	1/26/1991	26	3	Oklahoma State	Round Rock, Texas	FA-'17
24	T.J. Yeldon	RB	6-1	223	10/2/93	24	3	Alabama	Daphne, Ala.	D2-'15
25	Peyton Thompson	S	5-10	184	9/26/90	27	3	San Jose State	Sacramento, Calif.	FA-'14
26	Jarrod Wilson	S	6-2	210	1/23/94	23	2	Michigan	Akron, Ohio	FA-'16
27	Leonard Fournette	RB	6-0	228	1/18/95	22	R	Louisiana State	New Orleans, La.	D1-'17
29	Pryor, Calvin	S	5-11	208	7/121/92	###	4	Louisville	Port St. Joe, Fla.	W (Cle.)-'17
30	Corey Grant	RB	5-11	203	12/19/91	25	3	Auburn	Opelika, Ala.	FA-'15
31	Jalen Myrick	CB	5-11	200	2/27/95	22	R	Minnesota	Bloomington, Ga.	D7a-'17
33	Chris Ivory	RB	6-0	223	3/22/88	29	8	Tiffin	Longview, Texas	UFA (NYJ)-'16
39	Tashaun Gipson	S	5-11	212	8/7/90	27	6	Wyoming	Dallas, Texas	UFA (Cle.)-'16
40	Tommy Bohanon	FB	6-1	246	9/10/90	27	4	Wake Forest	Fort Myers, Fla.	FA-'17
42	Barry Church	S	6-2	218	2/11/88	29	8	Toledo	Pittsburgh, Pa.	UFA (Dal.)-'17
44	Myles Jack	LB	6-1	244	9/3/95	22	2	UCLA	Scottsdale, Ariz.	D2-'16
49	Colin Holba	LS	6-4	248	7/8/94	23	R	Louisville	Louisville, Ky.	FA-'17
50	Telvin Smith	LB	6-3	215	4/11/91	26	4	Florida State	Valdosta, Ga.	D5a-'14
51	Paul Posluszny	LB	6-2	232	10/10/84	33	11	Penn State	Aliquippa, Pa.	UFA (Buf.)-'11
52	Donald Payne	LB	5-11	217	7/12/94	23	R	Stetson University	Fayetteville, Ga.	W (Bal.)-'17
53	Blair Brown	LB	6-0	238	5/27/94	23	R	Ohio	Moreno Valley, Calif.	D5-'17
54	Eli Ankou	DT	6-3	325	6/8/94	23	R	UCLA	Ottawa, Ontario, Can	W (Hou.)-'17
55	Lerentee McCray	LB	6-3	249	8/26/90	27	5	Florida	Ocala, Fl.	UFA (Buf.)-'17
56	Dante Fowler Jr.	DE	6-3	255	8/3/94	23	3	Florida	St. Petersburg, Fla.	D1-'15
60	A.J. Cann	OL	6-3	325	10/23/91	26	3	South Carolina	Bamberg, S.C.	D3-'15
64	Chris Reed	OL	6-5	310	7/22/92	25	2	Minnesota State	Omaha, Neb.	FA-'17
65	Brandon Linder	OL	6-6	315	1/25/92	25	4	Miami (Fla.)	Southwest Ranches, Fla.	D3-'14
69	Tyler Shatley	OL	6-3	310	5/5/91	26	3	Clemson	Icard, N.C.	FA-'14
72	Josh Wells	OL	6-6	306	2/14/91	26	3	James Madison	Mechanicsville, Va.	FA-'14
73	Josh Walker	OL	6-5	330	6/2/91	26	3	Middle Tennessee State	Spring City, Ten.	FA-'17
74	Cam Robinson	OL	6-6	320	10/9/95	22	R	Alabama	Monroe, La.	D2-'17
75	William Poehls	OL	6-8	344	11/27/91	25	1	Montana	Chandler, Ariz.	W (Chi.)-'17
77	Patrick Omahew	OL	6-4	327	12/29/89	27	5	Michigan	Columbus, Ohio	FA-'16
78	Jermey Parnell	OL	6-6	326	7/20/86	31	7	Mississippi	Blytheville, Ark.	UFA (Dal.)-'15
80	James O'Shaughnessy	TE	6-4	245	1/14/1992	25	3	Illinois State	Naperville, Ill.	W (N.E.)-'17
83	Ben Koyack	TE	6-5	258	4/9/93	24	2	Notre Dame	Oil City, Pa.	D7-'15
84	Keelan Cole	WR	6-1	194	4/20/93	24	R	Kentucky Wesleyan	Louisville, Ky.	FA-'17
85	Jaydon Mickens	WR	5-11	170	4/21/94	23	1	Washington	Los Angeles, Calif.	PS-'17
88	Allen Hurns	WR	6-3	201	11/12/91	26	4	Miami (Fla.)	Miami, Fla.	FA-'14
89	Mercedes Lewis	TE	6-6	267	5/19/84	33	12	UCLA	Long Beach, Calif.	D1-'06
91	Yannick Ngakou	DE	6-2	246	3/31/95	22	2	Maryland	Bowie, Md.	D3-'16
93	Calais Campbell	DL	6-8	300	9/1/86	31	10	Miami (Fla.)	Aurora, Co.	UFA (Ari.)-'17
94	Dawuane Smoot	DE	6-3	264	3/2/95	22	R	Illinois	Groveport, Ohio	D3-'17
95	Abry Jones	DT	6-4	318	9/8/91	26	5	Georgia	Warner Robins, Ga.	FA-'13
97	Malik Jackson	DL	6-5	290	1/11/90	27	6	Tennessee	Van Nuys, Calif.	UFA (Den.)-'16
99	Marcell Dareus	DT	6-3	331	3/13/90	27	7	Alabama	Birmingham, Ala.	T (Buf.)-'17
Practice Squad										
10	Jaelen Strong	WR	6-2	220	1/25/94	23	3	Arizona State	Philadelphia, Pa.	P.S. -'17
19	Montay Crockett	WR	6-0	180	12/11/93	23	R	Georgia Southern	Rock Hill, S.C.	P.S. -'17
34	Charlie Miller	S	6-1	190	5/15/94	23	R	Dartmouth	Shoreview, Minn.	P.S. -'17
38	Brandon Wilds	RB	6-0	220	7/22/93	24	1	South Carolina	Chapin, S.C.	P.S.-'17
57	Brooks Ellis	LB	6-2	245	1/15/95	22	R	Arkansas	Fayetteville, Ark.	P.S.-'17
59	Carroll Phillips	DE	6-3	242	9/2/92	25	R	Illinois	Miami, Fla.	P.S. -'17
70	Brandon Thomas	OL	6-3	317	2/18/91	26	2	Clemson	Spartanburg, S.C.	P.S.-'17
79	Hunter Dimick	DE	6-3	268	10/29/93	24	R	Utah	Syracuse, Utah	P.S. -'17
86	David Grinnage	TE	6-5	265	2/24/94	23	1	North Carolina State	Newark, De.	P.S. -'17
90	Darius Kilgo	DT	6-3	319	12/14/91	25	3	Maryland	Washington, D.C.	P.S. -'17

JAGUARS BY EXPERIENCE

NO	NAME	POS	HT	WT	DOB	AGE	EXP	COLLEGE	HOMETOWN
12th Year (1)									
89	Lewis, Marcedes	TE	6-6	280	5/19/84	33	12	UCLA	Long Beach, Calif.
11th Year (1)									
51	Posluszny, Paul	LB	6-2	232	10/10/84	33	11	Penn State	Aliquippa, Pa.
10th Year (2)									
93	Campbell, Calais	DL	6-8	300	9/1/86	31	10	Miami (Fla.)	Aurora, Co.
7	Henne, Chad	QB	6-3	222	7/2/85	32	10	Michigan	Wyomissing, Pa.
8th Year (2)									
42	Church, Barry	S	6-2	218	2/11/88	29	8	Toledo	Pittsburgh, Pa.
33	Ivory, Chris	RB	6-0	223	3/22/88	29	8	Tiffin	Longview, Texas
7th Year (2)									
99	Dareus, Marcell	DT	6-3	331	3/13/90	27	7	Alabama	Birmingham, Ala.
78	Parnell, Jermey	OT	6-6	326	7/20/86	31	7	Mississippi	Blytheville, Ark.
6th Year (3)									
39	Gipson, Tashaun	S	5-11	212	8/7/90	27	6	Wyoming	Dallas, Texas
97	Jackson, Malik	DL	6-5	290	1/11/90	27	6	Tennessee	Van Nuys, Calif.
3	Nortman, Brad	P	6-2	214	9/12/89	28	6	Wisconsin	Brookfield, Wis.
5th Year (4)									
21	Bouye, A.J.	CB	6-0	191	8/16/91	26	5	Central Florida	Tucker, Ga.
95	Jones, Abry	DT	6-4	318	9/8/91	26	5	Georgia	Warner Robins, Ga.
55	McCray, Lerentee	LB	6-3	249	8/26/90	27	5	Florida	Ocala, Fla.
77	Omameh, Patrick	OL	6-4	327	12/29/89	27	5	Michigan	Columbus, Ohio
4th Year (8)									
40	Bohanon, Tommy	FB	6-1	246	9/10/90	27	4	Wake Forest	Fort Myers, Fla.
5	Bortles, Blake	QB	6-5	236	4/28/92	25	4	Central Florida	Oviedo, Fla.
22	Colvin, Aaron	CB	6-0	193	10/2/91	26	4	Oklahoma	Tulsa, Okla.
88	Hurns, Allen	WR	6-3	201	11/12/91	26	4	Miami (Fla.)	Miami, Fla.
11	Lee, Marqise	WR	6-0	196	11/25/91	25	4	Southern California	Inglewood, Calif.
65	Linder, Brandon	OL	6-6	315	1/25/92	25	4	Miami (Fla.)	Southwest Ranches, Fla.
29	Pryor, Calvin	S	5-11	208	7/12/92	25	4	Louisville	Port St. Joe, Fla.
50	Smith, Telvin	LB	6-3	215	4/11/91	26	4	Florida State	Valdosta, Ga.
3rd Year (11)									
60	Cann, A.J.	OL	6-2	325	10/23/91	26	3	South Carolina	Bamberg, S.C.
56	Fowler Jr., Dante	DE	6-3	255	8/3/94	23	3	Florida	St. Petersburg, Fla.
30	Grant, Corey	RB	5-11	203	12/19/91	25	3	Auburn	Opelika, Ala.
4	Lambo, Josh	K	6-0	215	11/19/90	27	3	Texas A&M	Lansing, Mich.
80	O'Shaughnessy, James	TE	6-4	245	1/14/92	25	3	Illinois State	Naperville, Ill.
23	Patmon, Tyler	CB	5-10	188	1/26/91	26	3	Oklahoma State	Round Rock, Texas
69	Shatley, Tyler	OL	6-3	310	5/5/91	26	3	Clemson	Icard, N.C.
25	Thompson, Peyton	S	6-0	196	9/26/90	27	3	San Jose State	Sacramento, Calif.
73	Walker, Josh	OL	6-5	330	6/2/91	26	3	Middle Tennessee State	Spring City, Ten.
72	Wells, Josh	OL	6-6	306	2/14/91	26	3	James Madison	Mechanicsville, Va.
24	Yeldon, T.J.	RB	6-1	223	10/2/93	24	3	Alabama	Daphne, Ala.
2nd Year (6)									
44	Jack, Myles	LB	6-1	244	9/3/95	22	2	UCLA	Scottsdale, Ariz.
83	Koyack, Ben	TE	6-5	258	4/9/93	24	2	Notre Dame	Oil City, Pa.
91	Ngakoue, Yannick	DE	6-2	246	3/31/95	22	2	Maryland	Bowie, Md.
20	Ramsey, Jalen	CB	6-1	208	10/24/94	23	2	Florida State	Smyrna, Tenn.
64	Reed, Chris	OL	6-5	310	7/22/92	25	2	Minnesota State	Omaha, Neb.
26	Wilson, Jarrod	S	6-2	210	2/9/94	23	2	Michigan	Arkon, Ohio
1st Year (3)									
18	Pinkard, Larry	WR	6-0	196	2/25/92	25	1	Old Dominion	Washington, D.C.
75	Poehls, William	OL	6-8	344	11/27/92	24	1	Montana	Chandler, Ariz.
85	Mickens, Jaydon	WR	5-11	170	4/21/94	23	1	Washington	Los Angeles, Calif.
Rookies (10)									
54	Ankou, Eli	DT	6-3	325	6/8/94	23	R	UCLA	Ottawa, Ontario, Can.
53	Brown, Blair	LB	6-0	238	5/27/94	23	R	Ohio	Moreno Valley, Calif.
84	Cole, Keelan	WR	6-1	194	4/20/93	24	R	Kentucky Wesleyan	Louisville, Ky.
27	Fournette, Leonard	RB	6-0	228	1/18/95	22	R	Louisiana State	New Orleans, La.
49	Holba, Colin	LS	6-4	248	7/8/94	22	R	Louisville	Louisville, Ky.
31	Myrick, Jalen	CB	5-11	200	2/27/95	22	R	Minnesota	Bloomington, Ga.
52	Payne, Donald	LB	5-11	217	7/12/94	23	R	Stetson University	Fayetteville, Ga.
74	Robinson, Cam	OL	6-6	320	10/9/95	22	R	Alabama	Monroe, La.
94	Smoot, Dawuane	DE	6-3	264	3/21/95	22	R	Illinois	Groveport, Ohio
12	Westbrook, Dede	WR	6-0	178	11/21/93	24	R	Oklahoma	Cameron, Tex.

JAGUARS BY POSITION

53

OFFENSE 26

	NO	NAME	POS	HT	WT	EXP	COLLEGE
2 QUARTERBACKS							
	5	Bortles, Blake	QB	6-5	236	4	Central Florida
	7	Henne, Chad	QB	6-3	222	10	Michigan
5 RUNNING BACKS							
	24	Yeldon, T.J.	RB	6-1	223	3	Alabama
	27	Fournette, Leonard	RB	6-0	228	R	Louisiana State
	30	Grant, Corey	RB	5-11	203	3	Auburn
	33	Ivory, Chris	RB	6-0	223	8	Tiffin
	40	Bohanon, Tommy	FB	6-1	246	4	Wake Forest
6 WIDE RECEIVERS							
	11	Lee, Marqise	WR	6-0	196	4	Southern California
	12	Westbrook, Dede	WR	6-0	178	R	Oklahoma
	18	Pinkard, Larry	WR	6-0	196	1	Old Dominion
	84	Cole, Keelan	WR	6-1	194	R	Kentucky Wesleyan
	85	Mickens, Jaydon	WR	5-11	170	1	Washington
	88	Hurns, Allen	WR	6-3	201	4	Miami (Fla.)
3 TIGHT ENDS							
	80	O'Shaughnessy, James	TE	6-4	245	3	Illinois State
	83	Koyack, Ben	TE	6-5	258	2	Notre Dame
	89	Lewis, Marcedes	TE	6-6	280	12	UCLA
10 OFFENSIVE LINEMEN							
	60	Cann, A.J.	OL	6-3	325	3	South Carolina
	64	Reed, Chris	OL	6-5	310	2	Minnesota State
	65	Linder, Brandon	OL	6-6	315	4	Miami (Fla.)
	69	Shatley, Tyler	OL	6-3	310	3	Clemson
	72	Wells, Josh	OL	6-6	306	3	James Madison
	73	Walker, Josh	OL	6-5	330	3	Middle Tennessee State
	74	Robinson, Cam	OL	6-6	320	R	Alabama
	75	Poehls, William	OL	6-8	344	1	Montana
	77	Omameh, Patrick	OL	6-4	327	5	Michigan
	78	Parnell, Jermey	OL	6-6	326	7	Mississippi

SPECIAL TEAMS 3

3 KICKERS/SPECIALISTS							
	4	Lambo, Josh	K	6-0	215	3	Texas A&M
	3	Nortman, Brad	P	6-2	214	6	Wisconsin
	49	Holba, Colin	LS	6-4	248	R	Louisville

DEFENSE 24

8 DEFENSIVE LINEMEN							
	54	Ankou, Eli	DT	6-3	325	R	UCLA
	56	Fowler, Jr., Dante	DE	6-3	255	3	Florida
	91	Ngakoue, Yannick	DE	6-2	246	2	Maryland
	93	Campbell, Calais	DL	6-8	300	10	Miami (Fla.)
	94	Smoot, Dawuane	DE	6-3	264	R	Illinois
	95	Jones, Abry	DT	6-4	318	5	Georgia
	97	Jackson, Malik	DL	6-5	290	6	Tennessee
	99	Dareus, Marcell	DT	6-3	331	7	Alabama
6 LINEBACKERS							
	44	Jack, Myles	LB	6-1	244	2	UCLA
	50	Smith, Telvin	LB	6-3	215	4	Florida State
	51	Posluszny, Paul	LB	6-2	232	11	Penn State
	52	Payne, Donald	LB	5-11	217	R	Stetson University
	53	Brown, Blair	LB	6-0	238	R	Ohio
	55	McCray, Lerentee	LB	6-3	249	5	Florida
10 DEFENSIVE BACKS							
	20	Ramsey, Jalen	CB	6-1	208	2	Florida State
	21	Bouye, A.J.	CB	6-0	191	5	Central Florida
	22	Colvin, Aaron	CB	6-0	193	4	Oklahoma
	23	Patmon, Tyler	CB	5-10	188	3	Oklahoma State
	25	Thompson, Peyton	S	5-10	184	3	San Jose State
	26	Wilson, Jarrod	S	6-2	210	2	Michigan
	29	Pryor, Calvin	S	5-11	208	4	Louisville
	31	Myrick, Jalen	CB	5-11	200	R	Minnesota
	39	Gipson, Tashaun	S	5-11	212	6	Wyoming
	42	Church, Barry	S	6-2	218	8	Toledo

JAGUARS HOW BUILT

	ROOKIE, VETERAN AND FIRST-YEAR FREE AGENTS (17)	UNRESTRICTED FREE AGENTS (11)	TRADES (1)	WAIVERS (4)	COLLEGE DRAFT (19)
2006					TE Marcedes Lewis
2011		LB Paul Posluszny			
2012		QB Chad Henne			
2013	DT Abry Jones				
2014	WR Allen Hurns OL Tyler Shatley S Peyton Thompson				QB Blake Bortles WR Marqise Lee CB Aaron Colvin OL Brandon Linder LB Telvin Smith
2015	RB Corey Grant	OL Jermei Parnell			DE Dante Fowler Jr. RB T.J. Yeldon OL A.J. Cann TE Ben Koyack
2016	S Jarrod Wilson OL Josh Wells OL Patrick Omameh	RB Chris Ivory DL Malik Jackson P Brad Nortman FS Tashaun Gipson			CB Jalen Ramsey LB Myles Jack DE Yannick Ngakoue
2017	WR Keelan Cole FB Tommy Bohanon CB Tyler Patmon OL Josh Walker OL Chris Reed K Josh Lambo WR Jaydon Mickens LS Colin Holba WR Larry Pinkard	CB A.J. Bouye DL Calais Campbell S Barry Church LB Lerentee McCray	DT Marcell Dareus	DT Eli Ankou TE James O'Shaughnessy LB Donald Payne OL William Poehls S Calvin Pryor	RB Leonard Fournette OL Cam Robinson DE Dawuane Smoot LB Blair Brown CB Jalen Myrick WR Dede Westbrook

JAGUARS 2017 ROSTER MOVES (PAGE 1)

DATE	PLAYER	TRANSACTION
January 2	BIBBS, E.J., TE	Signed to Reserve/Future contract
January 2	GRANT, Doran, DB	Signed to Reserve/Future contract
January 2	KASITATI, Nila, OL	Signed to Reserve/Future contract
January 2	KIRBY, Raphael, LB	Signed to Reserve/Future contract
January 2	SINCLAIR, Gannon, TE	Signed to Reserve/Future contract
January 2	UZDAVINIS, Arturo, OT	Signed to Reserve/Future contract
January 4	NIX, Louis, DL	Signed to Reserve/Future contract
January 9	ROBINSON, Jamal, WR	Signed to Reserve/Future contract
January 10	SHUMATE, Elijah, S	Signed to Reserve/Future contract
January 11	KELLY, Colin, OL	Signed to Reserve/Future contract
February 21	ODRICK, Jared, DL	Released
February 27	VAN ROTEN, Greg	Signed to Reserve/Future contract
March 6	HOUSE, Davon, CB	Released
March 9	THOMPSON, Peyton, S	Received exclude rights tender
March 9	ALBERT, Branden, OL	Traded from MIA
March 9	MARKS, Sen'Derrick, DL	Released
March 9	THOMAS, Julius, TE	Traded to MIA
March 10	BOUYE, A.J., CB	Signed contract (UFA - Hou.)
March 10	CAMPBELL, Calais, DL	Signed contract (UFA - Ari.)
March 10	CHURCH, Barry, S	Signed contract (UFA - Dal.)
March 10	MCCRAY, Lerentee, DE	Signed contract (UFA - Buf.)
March 11	CHARLES, Stefan, DT	Signed contract (UFA - Det.)
March 11	COLE, Audie, LB	Signed contract (UFA - Min.)
March 11	WATFORD, Earl, OL	Signed contract (UFA - Ari.)
March 12	MILLER, Roy, DT	Released
March 16	MCNARY, Josh, LB	Signed contract (UFA - Ind.)
March 23	RIVERA, Mychal, TE	Signed contract (UFA - Oak.)
March 24	GOODMAN, Malliciah, DE	Signed contract (FA)
April 11	SKUTA, Dan, LB	Released
April 11	SMITH, Chris, DE	Traded to CIN
April 17	BOHANON, Tommy, FB	Signed contract (FA)
April 17	PINKARD, Larry, WR	Signed contract (FA)
April 21	HOWARD, Tracy, CB	Claimed off waivers from Cleveland
April 27	FOURNETTE, Leonard, RB	Drafted (1)
April 28	ROBINSON, Cam, OL	Drafted (2)
April 28	SMOOT, Dawuane, DE	Drafted (3)
April 29	WESTBROOK, Dede, WR	Drafted (4)
April 29	BROWN, Blair, LB	Drafted (5)
April 29	MYRICK, Jalen, CB	Drafted (7a)
April 29	WILLIAMS, Marquez, FB	Drafted (7b)
May 1	BIBBS, E.J., TE	Released
May 1	HILL, Bronson, RB	Released
May 1	KELLY, Colin, OL	Released
May 1	PORTER, Sean, LB	Released
May 1	RICHARDSON, Daryl, RB	Released
May 1	SINCLAIR, Gannon, TE	Released
May 1	SHUMATE, Elijah, S	Released
May 1	UZDAVINIS, Arturo, OL	Released
May 1	VAN ROTEN, Greg, OL	Released
May 1	WASHINGTON, Tony, WR	Released
May 1	KIRBY, Raphael, LB	Released
May 1	BLUIETT, Caleb, TE	Signed contract (FA)
May 1	COLE, Keelan, WR	Signed contract (FA)
May 1	COLLINS, Parker, OL	Signed contract (FA)
May 1	COOK, Tim, RB	Signed contract (FA)
May 1	CUTRER, Jeremy, CB	Signed contract (FA)
May 1	DAVIS, P.J., LB	Signed contract (FA)
May 1	DIMICK, Hunter, DE	Signed contract (FA)
May 1	ETTA-TAWO, Amba, WR	Signed contract (FA)
May 1	GENNESSY, Avery, OL	Signed contract (FA)
May 1	HORTON, Justin, LB	Signed contract (FA)
May 1	LUPEAMANU, Tueni, DT	Signed contract (FA)
May 1	MATHERS, ITavius, RB	Signed contract (FA)
May 1	MILLER, CHARLIE, S	Signed contract (FA)
May 1	PHILLIPS, Carroll, DE	Signed contract (FA)
May 1	ROBINSON, Ezra, CB	Signed contract (FA)
May 1	WALKER, Kenneth, WR	Signed contract (FA)
May 9	RUSH, Marcus, LB	Released
May 15	DAVIS, Akeem, CB	Released
May 15	NIX, Louis, DL	Released
May 15	HARPER, Jarrod	Signed contract (FA)
May 15	MAURICE, Kevin, DT	Signed contract (FA)
May 22	WALTERS, Bryan, WR	Placed on injured reserve
May 22	DIXON, Brian, CB	Signed contract (FA)
May 22	PATMON, Tyler, CB	Signed contract (FA)
June 16	CUTRER, Jeremy, CB	Released
June 16	NIXON, Taurean, CB	Claimed off waivers from Denver
June 21	COLLINS, Parker, OL	Released
June 21	RHANEY, Demetrius, OL	Claimed off waivers from Los Angeles Rams
July 17	MILLER, Charlie, S	Released
July 20	WILLIAMS, Marquez, FB	Placed on Active/PUP list
July 22	COLVIN, Aaron, CB	Placed on Active/PUP list
July 22	RAMSEY, Jalen, CB	Placed on Active/PUP list
July 25	JEAN-BAPTISTE, Stanley, CB	Signed contract (FA)
July 31	NIXON, Taurean, CB	Waived/Injured
July 31	GAINES, Charles, CB	Signed contract (FA)
July 31	ALBERT, Branden, OL	Placed on exempt/left team
August 2	GAFFNEY, Tyler, RB	Signed contract (FA)
August 3	TINKER, Carson, LS	Placed on injured reserve
August 3	MATHERS, ITavius, RB	Waived/Injured
August 3	BUNCHE, Malcolm, OL	Signed contract (FA)
August 3	OVERTON, Matt, LS	Signed contract (FA)
August 6	SAMPLE, James, S	Released
August 6	JOHNSON, Jeron, S	Signed contract (FA)
August 8	ALBERT, Branden, OL	Placed on reserved/retired
August 11	ALBERT, Branden, OL	Released
August 11	GRIMES, Jonathan, RB	Signed contract (FA)
August 13	HORTON, Justin, LB	Waived/Injured
August 13	GACHKAR, Andrew, LB	Signed contract (FA)
August 14	JOHNSON, Josh, CB	Waived/Injured
August 14	GRINNAGE, David, TE	Signed contract (FA)
August 14	ROBINSON, Ezra, CB	Waived/Injured
August 14	THOMAS, Dwayne, CB	Signed contract (FA)
August 14	WALKER, Kenneth, WR	Waived
August 14	JAMES II, Charles, CB	Signed contract (FA)
August 20	GAINES, Charles, CB	Waived/Injured
August 20	HARRIS, DuJuan, RB	Signed contract (FA)
August 26	COLE, Audie, LB	Waived
August 28	DENT, Akeem, LB	Signed contract (FA)
September 1	BLUIETT, Caleb, TE	Waived
September 1	BUNCHE, Malcolm, OL	Waived

DATE	PLAYER	TRANSACTION
September 1	DAVIS, P.J., LB	Waived
September 1	DENT, Akeem, LB	Waived
September 1	GRIMES, Jonathan, RB	Waived
September 1	HARRIS, DuJuan, RB	Waived
September 1	JAMES II, Charles, CB	Waived
September 1	LUPEAMANU, Tueni, DT	Waived
September 1	PINKARD, Larry, WR	Waived
September 1	RHANEY, Demetrius, OL	Waived
September 1	ROBINSON, Jamal, WR	Waived
September 1	THOMAS, Dwayne, CB	Waived
September 1	RIVERA, Mychal, TE	Placed on Injured/Reserve
September 1	JOHNSON, Jeron, S	Placed on Injured/Reserve
September 1	WILLIAMS, Marquez, FB	Waived/Injured
September 2	BOWANKO, Luke, OL	Traded to BAL
September 2	GACHKAR, Andrew, LB	Released
September 2	GOODMAN, Malliciah, DE	Released
September 2	MCNARY, Josh, LB	Released
September 2	COOK, Tim, RB	Waived
September 2	DIMICK, Hunter, DL	Waived
September 2	DIXON, Brian, CB	Waived
September 2	ELLIS, Alex, TE	Waived
September 2	ETTA-TAWO, Amba, WR	Waived
September 2	GENNESSY, Avery, OL	Waived
September 2	GRINNAGE, David, TE	Waived
September 2	HOWARD, Tracy, DB	Waived
September 2	JEAN-BAPISTE, Stanley, CB	Waived
September 2	KASITATI, Nila, OL	Waived
September 2	MAURICE, Kevin, DT	Waived
September 2	PHILLIPS, Carroll, DE	Waived
September 2	REED, Chris, OL	Waived
September 2	WOODARD, Jonathan, DE	Waived
September 2	GRANT, Doran, CB	Waived/Injured
September 2	HARPER, Jarrod, S	Waived/Injured
September 2	WYNN, Shane, WR	Waived/Injured
September 2	GREENE SR., Rashad, WR	Placed on Injured/Reserve
September 3	CHARLES, Stefan, DT	Released
September 3	ALLEN, Brandon, QB	Waived
September 3	POUTASI, Jeremiah, OL	Waived
September 3	PULLARD III, Hayes, LB	Waived
September 3	STERLING, Neal, TE	Waived
September 3	ANKOU, Eli, DT	Claimed off waivers from Houston
September 3	O'SHAUGHNESSY, James, TE	Claimed off waivers from New England
September 3	PAYNE, Donald, LB	Claimed off waivers from Baltimore
September 3	PITTS, Lafayette, CB	Claimed off waivers from Miami
September 3	POEHLS, William, OL	Claimed off waivers from Chicago
September 3	COOK, Tim, RB	Signed to practice squad
September 3	DIMICK, Hunter, DL	Signed to practice squad
September 3	ETTA-TAWO, Amba, WR	Signed to practice squad
September 3	GENNESSY, Avery, OL	Signed to practice squad
September 3	GRINNAGE, David, TE	Signed to practice squad
September 3	HOWARD, Tracy, DB	Signed to practice squad
September 3	REED, Chris, OL	Signed to practice squad
September 4	PHILLIPS, Carroll, DE	Signed to practice squad
September 4	JEAN-BAPISTE, Stanley, CB	Signed to practice squad
September 5	PRINGLE, Raysean, CB	Signed to practice squad
September 8	WESTBROOK, Dede, WR	Placed on Injured/Reserve
September 8	WATFORD, Earl, OL	Released
September 8	WALKER, Josh, OL	Signed contract (FA)
September 8	PRYOR, CALVIN, S	Claimed off waivers from Cleveland
September 8	HOWARD, Tracy, DB	Released from practice squad
September 8	KILGO, Darius, DL	Signed to practice squad
September 8	JOHNSON, Jeron, S	Released from injured/reserve
September 12	ROBINSON, Allen, WR	Placed on Injured/Reserve
September 12	MCCAFFREY, MAX, WR	Signed off of New Orleans practice squad
September 14	POUTASI, Jeremiah, OL	Signed to practice squad
September 14	GENNESSY, Avery, OL	Placed on practice squad injured list
September 18	PRYOR, Calvin, S	Placed on Injured/Reserve
September 18	NASSIB, Ryan, QB	Signed contract (FA)
September 18	ETTA-TAWO, Amba, WR	Released from practice squad
September 18	MICKENS, Jaydon, WR	Signed to practice squad
September 18	GRANT, Doran, CB	Released from injured/reserve
September 19	BENNETT, Michael, LB	Placed on Injured/Reserve
September 19	STRONG, Jaelen, WR	Claimed off waivers from Houston
September 26	COOK, Tim, RB	Placed on practice squad injured list
September 26	PRESSLEY, Jhurrell, RB	Signed to practice squad
October 7	NASSIB, Ryan, QB	Released
October 7	REED, Chris, OL	Promoted to the 53-man roster
October 7	MYERS, Jason, K	Released
October 17	LAMBO, Josh, K	Signed contract (FA)
October 21	MCCAFFREY, MAX, WR	Waived
October 21	MICKENS, Jaydon, WR	Promoted to the 53-man roster
October 24	PITTS, Lafayette, CB	Waived
October 24	FREENY, Jonathan, LB	Signed contract (FA)
October 24	PRICE, Norman, OL	Released from practice squad
October 24	THOMAS, Brandon, OL	Signed to practice squad
October 28	DAREUS, Marcell, DT	Acquired via trade (BUF)
October 28	FREENY, Jonathan, LB	Released
October 30	CROCKETT, Montay, WR	Signed to practice squad
November 14	OVERTON, Matt, LS	Placed on Injured/Reserve
November 14	HOLBA, Colin, LS	Signed contract (FA)
November 18	WESTBROOK, Dede, WR	Activated to 53-man roster
November 18	PRYOR, CALVIN, S	Activated to 53-man roster
November 18	PINKARD, Larry, WR	Promoted to the 53-man roster
November 18	BENN, Arrelkious, WR	Placed on Injured/Reserve
November 18	DAY, Sheldon, DL	Waived
November 18	STRONG, Jaelen, WR	Waived
November 19	STRONG, Jaelen, WR	Signed to practice squad
November 19	ELLIS, Brooks, LB	Signed to practice squad
November 19	HARDISON, Marcus, DL	Waived from practice squad

Reserve/Injured

#	NAME	POS	HT	WT	DOB	AGE	EXP	COLLEGE
13	Greene Sr., Rashad	WR	5-11	186	9/23/92	25	3	Florida State
14	Wynn, Shane	WR	5-6	168	11/15/92	25	2	Indiana
15	Robinson, Allen	WR	6-3	211	8/24/93	24	4	Penn State
17	Benn, Arrelious	WR	6-2	228	9/8/88	29	7	Illinois
34	Gaffney, Tyler	RB	6-1	220	4/20/91	26	3	Stanford
35	Harper, Jarrod	S	6-0	210	3/28/94	23	R	West Virginia
43	Mathers, l'Tavius	RB	5-11	203	11/19/93	24	R	Middle Tennessee State
45	Overton, Matt	LS	6-1	243	7/6/85	32	6	Western Washington
46	Tinker, Carson	LS	6-0	237	11/15/89	28	5	Alabama
81	Rivera, Mychal	TE	6-3	245	9/8/90	27	5	Tennessee
96	Bennett, Michael	DT	6-2	287	2/24/93	24	3	Ohio State

JAGUARS UNOFFICIAL DEPTH CHART

OFFENSE

WR:	11 Marqise Lee	<u>12 Dede Westbrook</u>	18 Larry Pinkard
LT:	<u>74 Cam Robinson</u>	72 Josh Wells	77 Patrick Omameh
LG:	77 Patrick Omameh	73 Josh Walker	64 Chris Reed
C:	65 Brandon Linder	69 Tyler Shatley	
RG:	60 A.J. Cann	69 Tyler Shatley	64 Chris Reed
RT:	78 Jermei Parnell	75 William Poehls	77 Patrick Omameh
TE:	89 Mercedes Lewis	83 Ben Koyack	80 James O'Shaughnessy
WR:	88 Allen Hurns	<u>84 Keelan Cole</u>	85 Jaydon Mickens
QB:	5 Blake Bortles	7 Chad Henne	
RB:	<u>27 Leonard Fournette</u> / 33 Chris Ivory		24 T.J. Yeldon 30 Corey Grant
FB:	40 Tommy Bohanon		

DEFENSE

DE	91 Yannick Ngakoue	56 Dante Fowler Jr.	
NT:	95 Abry Jones/ 99 Marcell Dareus	<u>54 Eli Ankou</u>	
DT:	97 Malik Jackson / 99 Marcell Dareus	<u>54 Eli Ankou</u>	
DE:	93 Calais Campbell	<u>94 Dawuane Smoot</u>	
WLB:	50 Telvin Smith	<u>53 Blair Brown</u>	
MLB:	51 Paul Posluszny	<u>52 Donald Payne</u>	
SLB	44 Myles Jack	55 Lerentee McCray	
LCB:	20 Jalen Ramsey	23 Tyler Patmon	
FS:	39 Tashaun Gipson	25 Peyton Thompson	
SS:	42 Barry Church	26 Jarrod Wilson	
RCB:	21 A.J. Bouye	22 Aaron Colvin	<u>31 Jalen Myrick</u>

SPECIAL TEAMS

K:	4 Josh Lambo		
P:	3 Brad Nortman		
LS:	49 Colin Holba		
PH:	3 Brad Nortman		
KR:	30 Corey Grant	<u>84 Keelan Cole</u>	
PR:	11 Marqise Lee	85 Jaydon Mickens	<u>31 Jalen Myrick</u>

_____ = ROOKIE



2017 STATISTICS

REGULAR SEASON WEEK 12 AT ARIZONA CARDINALS

2017 STARTERS

OFFENSIVE STARTERS

	WR	FB/TE/WR	LT	LG	C	RG	RT	TE	WR	QB	RB
9/10 at HOU	A. Robinson	Bohanon (FB)	C. Robinson	Omameh	Linder	Cann	Parnell	Lewis	Lee	Bortles	Fournette
9/17 vs. TEN	Lee	Bohanon (FB)	C. Robinson	Omameh	Linder	Cann	Parnell	Lewis	Hurns	Bortles	Fournette
9/24 vs. BAL	Lee	Cole (WR)	C. Robinson	Omameh	Linder	Cann	Parnell	Lewis	Hurns	Bortles	Fournette
10/1 at NYJ	Lee	Bohanon (FB)	C. Robinson	Omameh	Linder	Cann	Parnell	Lewis	Hurns	Bortles	Fournette
10/8 at PIT	Lee	Bohanon (FB)	C. Robinson	Omameh	Shatley	Cann	Parnell	Lewis	Hurns	Bortles	Fournette
10/15 vs. LAR	Lee	Bohanon (FB)	C. Robinson	Omameh	Shatley	Cann	Parnell	Lewis	Hurns	Bortles	Fournette
10/22 at IND	Lee	Cole (WR)	C. Robinson	Omameh	Shatley	Cann	Parnell	Lewis	Hurns	Bortles	Ivory
11/5 vs. CIN	Lee	Koyack (TE)	C. Robinson	Omameh	Shatley	Linder	Parnell	Lewis	Hurns	Bortles	Ivory
11/12 vs. LAC	Lee	Koyack (TE)	C. Robinson	Omameh	Linder	Cann	Wells	Lewis	Hurns	Bortles	Fournette
11/19 at CLE	Lee	Koyack (TE)	C. Robinson	Reed	Linder	Cann	Wells	Lewis	Hurns	Bortles	Fournette
11/26 at ARI											
12/3 vs. IND											
12/10 vs. SEA											
12/17 vs. HOU											
12/23 at S.F.											
12/31 at TEN											

TOTALS:	Lee - 9	Bohanon (FB) - 5	C. Robinson - 10	Omameh - 9	Linder - 6	Cann - 9	Parnell - 8	Lewis - 10	Hurns - 9	Bortles - 10	Fournette - 8
	A. Robinson - 1	Koyack (TE) - 3		Reed - 1	Shatley - 4	Linder - 1	Wells - 2		Lee - 1		Ivory - 2
		Cole (WR) - 2									

DEFENSIVE STARTERS

	DE	NT	DT	DE	WLB	MLB	SLB	LCB	FS	SS	RCB
9/10 at HOU	Ngakoue	Jones	Jackson	Campbell	Smith	Posluszny	Jack	Ramsey	Gipson	Church	Bouye
9/17 vs. TEN	Ngakoue	Jones	Jackson	Campbell	Smith	Posluszny	Jack	Ramsey	Gipson	Church	Bouye
9/24 vs. BAL	Ngakoue	Jones	Jackson	Campbell	Smith	Posluszny	Jack	Ramsey	Gipson	Church	Bouye
10/1 at NYJ	Ngakoue	Jones	Jackson	Campbell	Smith	Posluszny	Jack	Ramsey	Gipson	Church	Bouye
10/8 at PIT	Ngakoue	Jones	Jackson	Campbell	Smith	Posluszny	Jack	Ramsey	Gipson	Church	Bouye
10/15 vs. LAR	Ngakoue	Jones	Jackson	Campbell	Smith	Posluszny	Jack	Ramsey	Gipson	Church	Bouye
10/22 at IND	Ngakoue	Jones	Jackson	Campbell	Smith	Colvin (CB)	Jack	Ramsey	Gipson	Church	Bouye
11/5 vs. CIN	Ngakoue	Jones	Jackson	Campbell	Smith	Posluszny	Jack	Ramsey	Gipson	Church	Bouye
11/12 vs. LAC	Ngakoue	Jones	Jackson	Campbell	Smith	Colvin (CB)	Jack	Ramsey	Gipson	Church	Bouye
11/19 at CLE	Ngakoue	Jones	Jackson	Campbell	Smith	Posluszny	Jack	Ramsey	Gipson	Church	Bouye
11/26 at ARI											
12/3 vs. IND											
12/10 vs. SEA											
12/17 vs. HOU											
12/23 at S.F.											
12/31 at TEN											

TOTALS:	Ngakoue - 10	Jones - 10	Jackson - 10	Campbell - 10	Smith - 10	Posluszny - 8	Jack - 10	Ramsey - 10	Gipson - 10	Church - 10	Bouye - 10
						Colvin (CB) - 2					

2017 GAME-BY-GAME PARTICIPATION

	vs. HOU	at TEN	vs. BAL	vs. NYJ	at PIT	vs. LAR	at IND	at CIN	vs. LAC	at CLE	at ARI	vs. IND	vs. SEA	at HOU	vs. S.F.	at TEN	GAMES/ STARTS
ANKOU	P	P	P	P	P	P	P	P	INA	INA							8/0
BENN	P	P	P	P	P	P	P	P	P	IR							9/0
BENNETT	INA	P	IR	IR	IR	IR	IR	IR	IR	IR							1/0
BOHANON	FB	FB	P	FB	FB	FB	P	P	P	P							10/5
BORTLES	QB	QB	QB	QB	QB	QB	QB	QB	QB	QB							10/10
BOUYE	RCB	RCB	RCB	RCB	RCB	RCB	RCB	RCB	RCB	RCB							10/10
BROWN	INA	INA	P	P	P	P	P	P	P	INA							7/0
CAMPBELL	DE	DE	DE	DE	DE	DE	DE	DE	DE	DE							10/10
CANN	RG	RG	RG	RG	RG	RG	RG	INA	RG	RG							9/9
CHURCH	SS	SS	SS	SS	SS	SS	SS	SS	SS	SS							10/10
COLE	P	P	WR	P	P	P	WR	P	P	P							10/2
COLVIN	P	P	P	P	P	P	CB	P	CB	P							10/2
DAREUS	---	---	---	---	---	---	---	P	P	P							3/0
DAY	P	INA	P	P	P	P	P	INA	INA	---							6/0
FOURNETTE	RB	RB	RB	RB	RB	RB	INA	INA	RB	RB							8/8
FOWLER JR.	P	P	P	P	P	P	P	P	P	P							10/0
GIPSON	FS	FS	FS	FS	FS	FS	FS	FS	FS	FS							10/10
GRANT	P	P	P	P	P	P	P	P	P	P							9/0
HENNE	DNP	DNP	P	DNP	DNP	DNP	DNP	DNP	DNP	DNP							1/0
HOLBA	---	---	---	---	---	---	---	---	---	P							1/0
HURNS	P	WR	WR	WR	WR	WR	WR	WR	WR	INA							9/8
IVORY	P	P	P	P	P	P	P	RB	RB	P	P						10/2
JACK	SLB	SLB	SLB	SLB	SLB	SLB	SLB	SLB	SLB	SLB							10/10
JACKSON	DT	DT	DT	DT	DT	DT	DT	DT	DT	DT							10/10
JONES	NT	NT	NT	NT	NT	NT	NT	NT	NT	NT							10/10
KOYACK	P	P	P	P	P	P	P	TE	TE	TE							10/3
LAMBO	---	---	---	---	---	---	P	P	P	P							4/0
LEE	WR	WR	WR	WR	WR	WR	WR	WR	WR	WR							10/10
LEWIS	TE	TE	TE	TE	TE	TE	TE	TE	TE	TE							10/10
LINDER	C	C	C	C	INA	INA	INA	RG	C	C							7/7
McCAFFREY	---	P	P	P	P	P	---	---	---	---							5/0
McCRAV	P	P	INA	INA	INA	P	P	P	P	P							7/0
MICKENS	---	---	ps	ps	ps	ps	P	P	P	P							4/0
MYERS	P	P	P	P	P	P	---	---	---	---							6/0
MYRICK	INA	INA	INA	INA	P	INA	INA	P	INA	INA							2/0
NASSIB	---	---	INA	INA	---	---	---	---	---	---							0/0
NGAKOUE	DE	DE	DE	DE	DE	DE	DE	DE	DE	DE							10/10
NORTMAN	P	P	P	P	P	P	P	P	P	P							9/0
OMAMEH	LG	LG	LG	LG	LG	LG	LG	LG	LG	INA							9/9
O'SHAUGHNESSY	P	P	P	P	P	P	P	P	P	P							10/0
OVERTON	P	P	P	P	P	P	P	P	P	IR							9/0
PARNELL	RT	RT	RT	RT	RT	RT	RT	RT	RT	INA							9/9
PATMON	DNP	DNP	P	P	P	P	P	INA	P	P							7/0
PAYNE	P	P	P	DNP	P	INA	P	P	P	P							8/0
PINKARD	ps	ps	ps	ps	ps	ps	ps	ps	ps	P							1/0
PITTS	P	P	P	P	P	P	INA	---	---	---							6/0
POEHLS	INA	INA	INA	INA	INA	INA	INA	INA	INA	INA							0/0

POS=Started; P=Played; DNP=Did not play; INA= Inactive; ps=Practice squad; ---=Not on roster;

NFI= Reserve/non-football injury; PUP=Reserve/physically unable to perform; IR=Injured reserve; Sus=Suspended

2017 GAME-BY-GAME PARTICIPATION

	vs.	at	vs.	vs.	at	vs.	at	at	vs.	at	at	vs.	vs.	at	vs.	at	GAMES/ STARTS
	HOU	TEN	BAL	NYJ	PIT	LAR	IND	CIN	LAC	CLE	ARI	IND	SEA	HOU	S.F.	TEN	
POSLUSZNY	MLB	MLB	MLB	MLB	MLB	MLB	P	MLB	P	MLB							10/8
PRYOR	INA	INA	IR	IR	IR	IR	IR	IR	IR	P							0/0
RAMSEY	LCB	LCB	LCB	LCB	LCB	LCB	LCB	LCB	LCB	LCB							10/10
REED	ps	ps	ps	ps	P	DNP	P	P	INA	LG							4/0
A. ROBINSON	WR	IR	IR	IR	IR	IR	IR	IR	IR	IR							1/1
C. ROBINSON	LT	LT	LT	LT	LT	LT	LT	LT	LT	LT							10/10
SHATLEY	P	P	P	P	C	C	C	C	P	P							10/4
SMITH	WLB	WLB	WLB	WLB	WLB	WLB	WLB	WLB	WLB	WLB							10/10
SMOOT	P	P	P	P	P	P	P	P	P	P							10/0
STRONG	---	---	INA	INA	INA	INA	INA	INA	INA	INA							0/0
THOMPSON	P	P	P	P	P	P	P	P	P	P							10/0
WALKER	INA	INA	INA	INA	INA	INA	INA	INA	P	DNP							1/0
WELLS	P	P	P	P	P	P	P	P	RT	RT							10/2
WILSON	P	P	P	P	INA	P	P	P	P	P							9/0
YELDON	INA	INA	INA	INA	INA	INA	P	P	P	P							4/0

POS=Started; P=Played; DNP=Did not play; INA= Inactive; ps=Practice squad; ---=Not on roster;

NFI= Reserve/non-football injury; PUP=Reserve/physically unable to perform; IR=Injured reserve; Sus=Suspended

2017 JAGUARS DEFENSIVE STATS

PLAYER	DEFENSE												SPECIAL TEAM					MISC.			
	T	A	TT	SK	YD	TFL	QH	INT	PD	FF	FR	T	A	FF	FR	BL	T	A	FF	FR	
SMITH	57	19	76	1	1	11	2	3	5	1	2	0	0	0	0	0	0	0	0	0	
JACK	49	19	68	2	11.5	5	4	0	2	0	1	0	0	0	0	0	0	0	0	0	
CHURCH	34	11	45	1	5	1	2	1	4	0	0	1	0	0	0	0	0	0	0	0	
GIPSON	36	7	43	0	0	2	0	3	5	0	1	0	0	0	0	0	0	0	0	0	
CAMPBELL	25	14	39	11.5	75	8	19	0	1	3	0	0	0	0	0	0	0	0	0	0	
RAMSEY	30	6	36	0	0	0	0	2	14	0	0	0	0	0	0	0	0	0	0	0	
BOUYE	30	2	32	0	0	0	0	4	12	0	0	0	0	0	0	0	0	0	0	0	
COLVIN	22	6	28	0	0	4	0	0	2	0	1	0	0	0	0	0	0	0	0	0	
JACKSON	19	3	22	5	38	6	7	0	1	2	0	0	0	0	0	0	0	0	0	0	
POSLUSZNY	17	5	22	0	0	2	1	0	1	0	0	0	0	0	0	0	0	0	0	0	
JONES	15	7	22	1	7	0	3	0	4	0	1	0	0	0	0	0	0	0	0	0	
NGAKOUE	15	5	20	9	73	6	15	0	0	5	1	0	0	0	0	0	0	0	0	0	
FOWLER	13	1	14	6.5	39.5	5	5	0	0	2	1	0	0	0	0	0	0	0	0	0	
ANKOU	7	6	13	0.5	1	0	1	0	0	0	0	0	0	0	0	0	0	0	0	0	
DAREUS	8	1	9	0	0	0	1	0	0	0	0	0	0	0	0	0	0	0	0	0	
SMOOT	6	3	9	0	0	1	3	0	0	0	0	1	1	0	0	0	0	0	0	0	
THOMPSON	2	1	3	0	0	0	0	0	0	0	0	3	1	0	0	0	0	0	0	0	
PATMON	2	1	3	0	0	0	0	0	0	0	0	0	0	0	0	0	0	0	0	0	
McCRAY	1	2	3	1.5	7	1	3	0	1	0	0	2	2	0	0	0	0	0	0	0	
DAY	1	2	3	1	6	1	2	0	1	0	0	0	0	0	0	0	0	0	0	0	
BENNETT	1	0	1	0	0	0	0	0	1	0	0	0	0	0	0	0	0	0	0	0	
BROWN	1	0	1	0	0	0	0	0	0	0	0	2	0	0	0	0	0	0	0	0	
WILSON	1	0	1	0	0	0	0	0	0	0	0	2	0	0	1	0	0	0	0	0	
PAYNE	0	0	0	0	0	0	0	0	0	0	0	7	1	0	0	0	0	0	0	0	
BENN	0	0	0	0	0	0	0	0	0	0	0	3	0	0	0	0	0	0	0	0	
O'SHAUGHNESSY	0	0	0	0	0	0	0	0	0	0	0	2	2	0	0	0	1	0	0	0	
GRANT	0	0	0	0	0	0	0	0	0	0	0	2	1	0	0	0	0	0	0	0	
MICKENS	0	0	0	0	0	0	0	0	0	0	0	2	0	0	1	0	0	0	0	0	
COLE	0	0	0	0	0	0	0	0	0	0	0	1	0	0	0	0	1	0	0	0	
BOHANON	0	0	0	0	0	0	0	0	0	0	0	1	0	0	0	0	0	0	0	0	
PINKARD	0	0	0	0	0	0	0	0	0	0	0	1	0	0	0	0	0	0	0	0	
PITTS	0	0	0	0	0	0	0	0	0	0	0	1	0	0	0	0	0	0	0	0	
HURNS	0	0	0	0	0	0	0	0	0	0	0	0	0	0	0	0	2	0	0	0	
LEE	0	0	0	0	0	0	0	0	0	0	0	0	0	0	0	0	2	0	0	0	
OMAMEH	0	0	0	0	0	0	0	0	0	0	0	0	0	0	0	0	1	0	0	1	
BORTLES	0	0	0	0	0	0	0	0	0	0	0	0	0	0	0	0	1	0	0	0	
PARNELL	0	0	0	0	0	0	0	0	0	0	0	0	0	0	0	0	1	0	0	0	
SHATLEY	0	0	0	0	0	0	0	0	0	0	0	0	0	0	0	0	1	0	0	0	
ROBINSON	0	0	0	0	0	0	0	0	0	0	0	0	0	0	0	0	0	0	0	1	
Team Totals	392	121	513	40	264	54	69	13	54	13	9	31	8	0	2	0	11	0	0	4	
Opponent Totals	428	177	605	16	69	37	54	7	41	11	5	25	3	0	1	2	14	0	0	6	

SACK LEADERS

PLAYER	SK	YD
CAMPBELL	11.5	75
NGAKOUE	9	73
FOWLER	6.5	39.5
JACKSON	5	38
JACK	2	11.5
McCRAY	1.5	7
JONES	1	7
DAY	1	6
CHURCH	1	5
SMITH	1	1
ANKOU	0.5	1
Team Totals	40	264
Opponent Totals	16	69

SPECIAL TEAMS TACKLE LEADERS

PLAYER	T	A	FF	FR	BL
PAYNE	7	1	0	0	0
THOMPSON	3	1	0	0	0
BENN	3	0	0	0	0
MCCRAY	2	2	0	0	0
O'SHAUGHNESSY	2	2	0	0	0
GRANT	2	1	0	0	0
MICKENS	2	0	0	1	0
WILSON	2	0	0	1	0
BROWN	2	0	0	0	0
SMOOT	1	1	0	0	0
BOHANON	1	0	0	0	0
CHURCH	1	0	0	0	0
COLE	1	0	0	0	0
PINKARD	1	0	0	0	0
PITTS	1	0	0	0	0
Team Totals	31	8	0	2	0
Opponent Totals	25	3	0	1	2

PD LEADERS

PLAYER	PD
RAMSEY	14
BOUYE	12
GIPSON	5
SMITH	5
CHURCH	4
JONES	4
COLVIN	2
JACK	2
BENNETT	1
CAMPBELL	1
DAY	1
JACKSON	1
MCCRAY	1
POSLUSZNY	1
Team Totals	54
Opponent Totals	41

2017 TEAM OFFENSIVE STATS

JAGUARS	FIRST DOWNS				TOTAL OFF.		RUSHING		PASSING					INT BY JAX		
	T	R	Pa	Pe	Yds	Plays	Yds	Att	Yds	SK/Yd	Att	Com	INT	No.	Yds	TD
9/10 at Houston	19	7	8	4	280	60	155	39	125	0/0	21	11	0	1	67	0
9/17 vs. Tennessee	20	6	13	1	310	61	99	25	211	2/12	34	20	2	1	2	0
9/24 vs. Baltimore	24	7	13	4	410	68	166	35	244	0/0	33	20	0	2	20	0
10/1 at New York Jets	20	9	8	3	311	75	175	39	140	1/4	35	15	1	1	0	0
10/8 at Pittsburgh	15	10	5	0	313	53	231	37	82	2/13	14	8	1	5	103	2
10/15 vs. L.A. Rams	19	5	12	2	389	66	169	26	220	5/21	35	23	1	0	0	0
10/22 at Indianapolis	23	6	14	3	518	65	188	37	330	1/0	27	18	0	0	0	0
11/5 vs. Cincinnati	26	7	15	4	408	78	149	40	259	0/0	38	24	0	0	0	0
11/12 vs. L.A. Chargers	20	3	14	3	398	81	135	27	263	3/10	51	28	2	1	51	0
11/19 at Cleveland	15	7	8	0	284	76	139	44	145	2/9	30	17	0	2	26	0
11/26 at Arizona																
12/3 vs. Indianapolis																
12/10 vs. Seattle																
12/17 vs. Houston																
12/24 at San Francisco																
12/31 at Tennessee																
Totals	201	67	110	24	3,621	683	1,606	349	2,015	16/69	318	184	7	13	269	2

JAGUARS	PUNTS		PUNT RETURNS				K.O. RETURNS			PENALTY		FUMBLE	
	No.	Avg.	No.	Yds	FC	TD	No.	Yds	TD	No.	Yds	No	LT
9/10 at Houston	4	46.8	1	7	3	0	0	0	0	10	89	1	0
9/17 vs. Tennessee	5	49.2	1	4	0	0	4	88	0	10	99	2	1
9/24 vs. Baltimore	3	50.0	2	2	1	0	1	12	0	9	70	0	0
10/1 at New York Jets	8	45.1	1	0	2	0	1	20	0	6	47	0	0
10/8 at Pittsburgh	5	38.0	0	0	1	0	1	14	0	4	19	0	0
10/15 vs. L.A. Rams	7	39.1	1	0	3	0	0	0	0	5	40	2	0
10/22 at Indianapolis	2	53.5	0	0	6	0	0	0	0	4	34	3	2
11/5 vs. Cincinnati	2	47.0	3	88	1	1	1	29	0	5	50	1	1
11/12 vs. L.A. Chargers	9	47.9	7	30	1	0	2	51	0	9	106	0	0
11/19 at Cleveland	9	39.3	4	38	1	0	0	0	0	6	40	5	1
11/26 at Arizona													
12/3 vs. Indianapolis													
12/10 vs. Seattle													
12/17 vs. Houston													
12/24 at San Francisco													
12/31 at Tennessee													
Totals	55	43.5	20	169	20	1	10	214	0	62	554	14	5

2017 TEAM STATISTICS

JAGUARS SCORING

	TD	TDr	TDp	TDrt	PAT	2-PT	FG	T.O.P
9/10 at Houston	3	1	1	1	2-3	0-0	3-4	30:05
9/17 vs. Tennessee	2	1	1	0	1-1	0-1	1-1	29:14
9/24 vs. Baltimore	5	1	4	0	5-5	0-0	3-3	34:03
10/1 at New York Jets	2	0	1	1	2-2	0-0	2-3	35:08
10/8 at Pittsburgh	4	2	0	2	3-4	0-0	1-1	28:52
10/15 vs. L.A. Rams	2	1	1	0	2-2	0-0	1-3	31:59
10/22 at Indianapolis	3	2	1	0	3-3	0-0	2-2	32:47
11/5 vs. Cincinnati	2	0	1	1	2-2	0-0	3-3	40:14
11/12 vs. L.A. Chargers	2	1	1	0	0-1	1-1	2-2	35:01
11/19 at Cleveland	2	0	1	1	1-1	0-1	2-3	36:55
11/26 at Arizona								
12/3 vs. Indianapolis								
12/10 vs. Seattle								
12/17 vs. Houston								
12/24 at San Francisco								
12/31 at Tennessee								
Totals	27	9	12	6	21-24	1-3	20-25	32:33

JAGUARS NFL RANKINGS

	JAGUARS OFFENSE						JAGUARS DEFENSE					
	AFC RANK			NFL RANK			AFC RANK			NFL RANK		
	Total	Rush	Pass	Total	Rush	Pass	Total	Rush	Pass	Total	Rush	Pass
9/10 at Houston	8	4	13	19	4	28	1	7	1	1	18	1
9/17 vs. Tennessee	11	8	12	23	9	26	6	14	2	9	29	4
9/24 vs. Baltimore	5	5	10	13	5	23	2	15	1	3	28	1
10/1 at New York Jets	7	2	14	18	2	30	6	16	1	11	32	1
10/8 at Pittsburgh	7	1	4	20	1	30	8	15	3	14	31	3
10/15 vs. L.A. Rams	8	1	13	18	1	29	6	15	3	9	31	3
10/22 at Indianapolis	3	1	13	10	1	28	4	14	2	6	30	2
BYE WEEK	5	1	13	12	1	28	4	16	1	6	32	1
11/5 vs. Cincinnati	3	1	11	9	1	26	2	13	1	3	27	1
11/12 vs. L.A. Chargers	3	1	8	6	1	23	2	11	1	3	25	1
11/19 at Cleveland	3	1	12	1	8	1	8	1	27	1	16	1
11/26 at Arizona												
12/3 vs. Indianapolis												
12/10 vs. Seattle												
12/17 vs. Houston												
12/24 at San Francisco												
12/31 at Tennessee												
Currently	3	1	12	1	8	1	8	1	27	1	16	1

2017 MISCELLANEOUS STATISTICS

REGULAR SEASON HIGHS & LOWS

	JAGUARS		OPPONENTS	
	HIGH	LOW	HIGH	LOW
Points	44 (9/24 vs. BAL)	16 (9/17 vs. TEN)	37 (TEN, 9/17)	0 (IND, 10/22)
First Downs	26 (11/5 vs. CIN)	15 (10/8 at PIT; 11/19 at CLE)	23 (HOU, 9/10)	8 (CIN, 11/5)
Total Offense	518 (10/22 at IND)	280 (9/10 at HOU)	471 (NYJ, 10/1)	148 (CIN, 11/5)
Net Yards Rushing	231 (10/8 at PIT)	99 (9/17 vs. TEN)	256 (NYJ, 10/1)	29 (CIN, 11/5)
Net Yards Passing	330 (10/22 at IND)	82 (10/8 at PIT)	301 (PIT, 10/8)	52 (BAL, 9/24)
Offensive Plays	81 (11/12 vs. LAC)	53 (10/8 at PIT)	77 (PIT, 10/8)	37 (CIN, 11/5)
Rushing Attempts	44 (11/19 at CLE)	25 (9/17 vs. TEN)	36 (TEN, 9/17)	17 (CIN, 11/5)
Pass Attempts	51 (11/12 vs. LAC)	14 (10/8 at PIT)	55 (PIT, 10/8)	18 (CIN, 11/5)
Pass Completions	28 (11/12 vs. LAC)	8 (10/8 at PIT)	33 (PIT, 10/8)	10 (CIN, 11/5)
Passes Had Intercepted	2 (9/17 vs. TEN; 11/12 vs. LAC)	0 (four times, last: 11/19 at CLE)	5 (PIT, 10/8)	0 (three times, last: 11/5 vs. CIN)
Sacks Allowed	5 (10/25 vs. LAR)	0 (three times, last: 11/5 vs. CIN)	10 (HOU, 9/10; IND, 10/22)	0 (LAC, 11/12)
Fumbles	5 (11/19 at CLE)	0 (five times, last: 11/12 vs. LAC)	5 (CLE, 11/19)	0 (three times, last: 11/5 vs. CIN)
Fumbles Lost	2 (10/22 at IND)	0 (five times, last: 11/12 vs. LAC)	3 (HOU, 9/10; CLE, 11/19)	0 (four times, last: CIN, 11/5)
Total Turnovers	3 (9/17 vs. TEN)	0 (9/10 at HOU; 9/24 vs. BAL)	5 (PIT, 10/8)	0 (IND, 10/22; CIN, 11/5)
Penalties	10 (9/10 at HOU, 9/17 vs. TEN)	4 (10/8 at PIT; 10/22 at IND)	10 (BAL, 9/24; NYJ 10/1)	0 (CLE, 11/19)
Yards Penalized	106 (11/12 vs. LAC)	19 (10/8 at PIT)	94 (HOU, 9/10)	0 (CLE, 11/19)
Time of Possession	40:14 (11/5 vs. CIN)	28:52 (10/8 at PIT)	34:24 (NYJ, 10/1)	19:46 (CIN, 11/5)
Defensive Interceptions	5 (10/8 at PIT)	0 (three times, last: 11/5 vs. CIN)	2 (TEN, 9/17; LAC, 11/12)	0 (four times, last: CLE, 11/19)
Total Takeaways	5 (10/8 at PIT; 11/19 at CLE)	0 (10/22 at IND; 11/5 vs. CIN)	3 (TEN, 9/17)	0 (HOU, 9/10; BAL, 9/24)
Longest Drive (plays)	15 (11/5 vs. CIN)	10 (three times, last: 10/15 vs. LAR)	14 (three times, last: IND, 10/22)	6 (CIN, 11/5)
Longest Drive (yards)	96 (11/5 vs. CIN)	55 (11/19 at CLE)	91 (TEN, 9/17)	66 (HOU, 9/10; CLE, 11/19)
Third Down Conversions	12-18 (11/5 vs. CIN)	3-12 (9/10 at HOU; 9/24 vs. BAL)	6-13 (TEN, 9/17)	3-15 (LAC, 11/12)

REGULAR SEASON INDIVIDUAL HIGHS

	JAGUARS	OPPONENTS
Yards Rushing	181 - Leonard Fournette at PIT, 10/8	163 - Bilal Powell (NYJ, 10/1)
Rushing Attempts	28 - Leonard Fournette at PIT, 10/8; at CLE, 11/19	21 - Bilal Powell (NYJ, 10/1)
Rushing TDs	2 - Leonard Fournette at PIT, 10/8	1 - five players; last: Elijah McGuire (NYJ, 10/1)
Receptions	9 - Chris Ivory vs. LAR, 10/15	10 - A. Brown, L. Bell (PIT, 10/8)
Yards Receiving	101 - Allen Hurns at IND, 10/22	157 - Antonio Brown (PIT, 10/8)
Receiving TDs	3 - Mercedes Lewis vs. BAL, 9/24	1 - four players, last: D. Johnson (CLE, 11/19)
Combined Yards (rush/rec)	184 - Leonard Fournette at PIT, 10/8	190 - Bilal Powell (NYJ, 10/1)
All-Purpose Yards	184 - Leonard Fournette at PIT, 10/8	190 - Bilal Powell (NYJ, 10/1)
Yards Passing	330 - Blake Bortles at IND, 10/22	312 - Ben Roethlisberger (PIT, 10/8)
Pass Attempts	51 - Blake Bortles vs. LAC, 11/12	55 - Ben Roethlisberger (PIT, 10/8)
Pass Completions	24 - Blake Bortles vs. CIN, 11/5	33 - Ben Roethlisberger (PIT, 10/8)
TD Passes	4 - Blake Bortles vs. BAL, 9/24	2 - Philip Rivers (LAC, 11/12)
Interceptions Thrown	2 - Blake Bortles vs. TEN, 9/17; vs. LAC, 11/12	5 - Ben Roethlisberger (PIT, 10/8)
Longest Run	90 - Leonard Fournette at PIT, 10/8	75 - Bilal Powell (NYJ, 10/1)
Longest Pass Completion	52 - Blake Bortles to Keelan Cole at IND, 10/22	59 - A. Dalton to T. Kroft (CIN, 11/5)
Longest Kickoff Return	29 - Corey Grant vs. CIN, 11/5	36 - Quan Bray (IND, 10/22)
Longest Punt Return	63 - Jaydon Mickens vs. CIN, 11/5	46 - Adoree Jackson (TEN, 9/17)
Longest INT Return	67 - Tashaun Gipson at HOU, 9/10	9 - Kony Ealy (NYJ, 10/1)
Longest Punt	62 - Brad Nortman vs. CIN, 11/5	70 - Lachlan Edwards (NYJ, 10/1)
Longest Field Goal	56 - Josh Lambo vs. CIN, 11/5	45 - Chandler Catanzaro (NYJ, 10/1)
Touchdowns Scored	3 - Mercedes Lewis vs. BAL, 9/24	2 - Austin Ekeler (LAC, 11/22)
Points Scored	14 - Jason Myers vs. BAL, 9/24	13 - Ryan Succup (TEN, 9/17)

SCORING BY QUARTERS

	JAGUARS					OPPONENTS						
	1	2	3	4	OT	Total	1	2	3	4	OT	Total
9/10 at HOU	3	16*^	7#	3	--	29	0	0	7#	0	--	7
9/17 vs. TEN	3	0	0	13*#	--	16	3	3	17*#	14*#	--	37
9/24 vs. BAL	10#	13#	14##	7*	--	44	0	0	0	7#	--	44
10/1 at NYJ	7#	3	0	10^	0	20	7*	3	10*	0	3	23
10/8 at PIT	0	7*	13@	10*	--	30	3	3	3	0	--	9
10/15 vs. LAR	14*#	0	3	0	--	17	17	7	0	3	--	27
10/22 at IND	14*#	6	7*	0	--	27	0	0	0	0	--	0
11/5 vs. CIN	3	10#	3	7%	--	23	0	7*	0	0	--	7
11/12 vs. LAC	6*	0	8#	3	3	20	0	7#	7#	3	0	17
11/19 at CLE	7#	3	0	9^	--	19	0	7#	0	0	--	7
11/26 at ARI												
12/3 vs. IND												
12/17 vs. HOU												
12/24 at S.F.												
12/31 at TEN												
Totals	67	58	55	62	3	245	30	7	44	27	3	141

*=TD rushing // #=TD Passing // @=TD on INT return // %=TD on punt return // ^=TD on fumble return // &=TD on blocked FG // !=TD on kickoff return // ~=#TD on blocked punt return

2017 SCORING DRIVES

OPPONENT	PLAYS	POSS. TIME	QUARTER	NET YARDS	HOW ACQUIRED	SCORING PLAY
9/10 at HOU	8	2:52	1	51	Kickoff	K Jason Myers 42-yard FG
	10	5:14	2	77	Punt	K Jason Myers 25-yard FG
	9	5:29	2	53	Fumble	RB Leonard Fournette 1-yard rush
	10	4:55	3	75	Kickoff	FB Tommy Bohanon 1-yard pass from QB Blake Bortles
	4	0:20	4	7	INT	K Jason Myers 38-yard FG
9/17 vs. TEN	12	6:01	1	51	Punt	K Jason Myers 43-yard FG
	6	2:45	4	75	Kickoff	RB Leonard Fournette 1-yard rush
	6	2:03	4	77	Kickoff	WR Allen Hurns 1-yard pass from QB Blake Bortles
9/24 vs. BAL	9	4:27	1	58	Punt	K Jason Myers 23-yard FG
	7	3:53	1	80	Punt	TE Mercedes Lewis 17-yard pass from QB Blake Bortles
	10	6:16	2	34	Punt	K Jason Myers 45-yard FG
	8	3:11	2	28	INT	WR Allen Hurns 5-yard pass from QB Blake Bortles
	9	2:15	2	66	Punt	K Jason Myers 29-yard FG
	2	0:43	3	32	INT	TE Mercedes Lewis 30-yard pass from QB Blake Bortles
	2	0:25	3	2	Fumble	TE Mercedes Lewis 4-yard pass from QB Blake Bortles
	7	3:28	4	16	Punt	RB Leonard Fournette 3-yard rush
10/1 at NYJ	10	5:15	1	61	Punt	RB Leonard Fournette 10-yard pass from QB Blake Bortles
	13	7:15	2	70	Punt	K Jason Myers 30-yard FG
	8	2:33	4	41	INT	K Jason Myers 22-yard FG
10/8 at PIT	8	4:05	2	47	INT	RB Leonard Fournette 2-yard rush
	13	8:07	4	67	Punt	K Jason Myers 47-yard FG
	3	1:29	4	98	INT	RB Leonard Fournette 90-yard rush
10/15 vs. LAR	1	0:11	1	75	Kickoff	RB Leonard Fournette 75-yard rush
	4	2:03	1	75	Kickoff	RB Chris Ivory 22-yard pass from QB Blake Bortles
	9	5:00	3	29	Fumble	K Jason Myers 41-yard FG
10/22 at IND	12	5:30	1	75	Kickoff	RB Chris Ivory 1-yard rush
	4	1:54	1	70	Punt	TE Mercedes Lewis 5-yard pass from QB Blake Bortles
	12	6:35	2	67	Punt	K Josh Lambo 42-yard FG
	8	3:51	2	66	Punt	K Josh Lambo 33-yard FG
	6	2:42	3	91	Punt	RB T.J. Yeldon 58-yard rush
11/5 vs. CIN	9	4:02	1	71	Punt	K Josh Lambo 32-yard FG
	15	7:55	2	96	Punt	WR Marqise Lee 3-yard pass from QB Blake Bortles
	11	3:50	2	32	Kickoff	K Josh Lambo 56-yard FG
	9	4:39	3	79	Punt	K Josh Lambo 25-yard FG
11/12 vs. LAC	8	3:56	1	90	Punt	RB Corey Grant 56-yard run
	11	4:12	3	84	Punt	WR Marqise Lee 6-yard pass from QB Blake Bortles
	6	0:55	4	21	Punt	K Josh Lambo 34-yard FG
	4	1:59	OT	0	INT	K Josh Lambo 30-yard FG
11/19 at CLE	4	1:42	1	33	INT	TE Mercedes Lewis 10-yard pass from QB Blake Bortles
	8	3:33	2	47	Punt	K Josh Lambo 38-yard FG
	8	4:52	4	31	INT	K Josh Lambo 39-yard FG

2017 TAKEAWAYS AND TURNOVERS

TAKEAWAYS

Date	Opponent	Takeaway	Quarter	Yard Line	Result
9/10	Houston	DE Yannick Ngakoue strip-sack of HOU QB Tom Savage , recovered by DT Abry Jones	2	JAX 47	TD
		DE Yannick Ngakoue strip-sack of HOU QB Tom Savage , recovered by DE Dante Fowler Jr. for TD	2	JAX 47	TD
		DE Dante Fowler Jr. strip-sack of HOU QB Dashaun Watson , recovered by DE Yannick Ngakoue to JAX 41-yard line	3	JAX 41	M-FG
		FS Tashaun Gipson INT from HOU QB Dashaun Watson , returned 67 yards to HOU 27-yard line	4	JAX 6	FG
9/17	Tennessee	LB Telvin Smith INT from TEN QB Marcus Mariota , returned 2 yards to JAX 16-yard line	2	JAX 24	INT
9/24	Baltimore	CB A.J. Bouye INT from BAL QB Joe Flacco , returned 19 yards to BAL 28-yard line	2	BAL 20	TD
		CB Jalen Ramsey INT from BAL QB Joe Flacco , returned 1 yard to BAL 32-yard line	3	BAL 16	TD
		DE Calais Campbell forced fumble on BAL RB Terrence West , recovered by LB Telvin Smith to BAL 2-yard line	3	JAX 45	TD
10/1	N.Y. Jets	LB Myles Jack returned fumble (backward pass) for TD	4	JAX 14	TD
		CB A.J. Bouye INT from NYJ QB Josh McCown	4	NYJ 34	FG
10/8	Pittsburgh	CB Jalen Ramsey INT from PIT QB Ben Roethlisberger , returned 15 yards to PIT 47-yard line	1	PIT 47	TD
		LB Telvin Smith INT from PIT QB Ben Roethlisberger , returned 28 yards for a TD	3	PIT 22	TD
		SS Barry Church INT from PIT QB Ben Roethlisberger , returned 51 yards for a TD	3	PIT 34	TD
		FS Tashaun Gipson INT from PIT QB Ben Roethlisberger , returned 7 yards to JAX 49-yard line	4	PIT 38	Punt
10/15	L.A. Rams	FS Tashaun Gipson INT from PIT QB Ben Roethlisberger	4	JAX 32	TD
		LB Telvin Smith forced fumble on LAR WR Robert Woods , recovered by CB Aaron Colvin	3	LAR 29	FG
11/12	L.A. Chargers	DT Malik Jackson forced fumble on LAC RB Austin Ekeler , recovered by FS Tashaun Gipson	4	LAC 37	INT
		CB A.J. Bouye INT from LAC QB Philip Rivers , returned 51 yards to LAC 2-yard line	OT	LAC 11	FG
11/19	Cleveland	LB Telvin Smith INT from CLE QB DeShone Kizer , returned 26 yards to CLE 33-yard line	1	CLE 45	TE
		S Jarrod Wilson recovers CLE DB Jabrill Peppers' muffed punt	3	CLE 31	Fumble
		CB A.J. Bouye INT from CLE QB DeShone Kizer	4	JAX 48	FG
		DE Calais Campbell forced fumble on CLE QB DeShone Kizer , recovered by DE Yannick Ngakoue	4	JAX 40	Punt
		DE Yannick Ngakoue forced fumble on CLE QB DeShone Kizer , recovered by LB Telvin Smith in the endzone for a TD	4	CLE 20	TD

TURNOVERS

Date	Opponent	Takeaway	Quarter	Yard Line	Result
9/10	Houston	none			
9/17	Tennessee	TEN LB Brian Orakpo strip sack of QB Blake Bortles , recovered by TEN LB Erik Walden at JAX 39-yard line	2	JAX 46	INT
		TEN DB Curtis Riley INT from QB Blake Bortles , returned 2 yards to TEN 39-yard line	2	TEN 42	FG
		TEN S Da'Norris Searcy INT from QB Blake Bortles , returned 8 yards to JAX 39-yard line	3	JAX 29	FG
9/24	Baltimore	none			
10/1	N.Y. Jets	NYJ DL Kony Ealy INT from QB Blake Bortles , returned 9 yards to JAX 7-yard line	3	JAX 31	FG
10/8	Pittsburgh	PIT LB Ryan Shazier INT from QB Blake Bortles	2	PIT 39	FG
10/15	L.A. Rams	LAR CB Nickell Robey-Colman INT from QB Blake Bortles , returned 31 yards to JAX 45	4	LAR 31	Punt
10/22	Indianapolis	IND DE Henry Anderson strip sack of QB Blake Bortles , returned by FS Darius Butler to the IND 48-yard line	2	IND 25	Time expired
		IND S Matthias Farley forced fumble of RB Chris Ivory , recovered by Farley at the IND 45-yard line	3	JAX 47	Punt
11/5	Cincinnati	CIN DE Chris Smith forced fumble of RB T.J. Yeldon , recovered by S Shawn Williams at the CIN 25-yard line	1	CIN 25	Punt
11/12	L.A. Chargers	LAC S Tre Boston INT from QB Blake Bortles	4	LAC 42	Fumble
		LAC S Tre Boston INT from QB Blake Bortles	4	LAC 10	Punt
11/19	Cleveland	CLE LB Christian Kirksey forced fumble of QB Blake Bortles , recovered by CLE DL Myles Garrett	3	CLE 27	Punt

2017 LONG PLAYS

RUSHES OF 15+ YARDS (16)

9/10 at HOU

RB **Chris Ivory** for 17 yards in first quarter
RB **Leonard Fournette** for 17 yards in fourth quarter
QB **Blake Bortles** for 15 yards in third quarter

9/17 vs. TEN

LB **Leonard Fournette** for 18 yards in second quarter

9/24 vs. BAL

RB **Corey Grant** for 58 yards in third quarter
RB **Leonard Fournette** for 15 yards in first quarter

10/1 at NYJ

QB **Blake Bortles** for 27 yards in third quarter

10/8 at PIT

RB **Chris Ivory** for 19 yards in fourth quarter
RB **Leonard Fournette** for 90 yards (TD) in fourth quarter

10/15 vs. LAR

RB **Leonard Fournette** for 75 yards (TD) in first quarter

10/22 at IND

RB **T.J. Yeldon** for 58 yards (TD) in third quarter
RB **T.J. Yeldon** for 21 yards in fourth quarter

11/5 vs. CIN

RB **T.J. Yeldon** for 15 yards in fourth quarter

11/12 vs. LAC

RB **Corey Grant** for 56 yards (TD) in first quarter

11/19 at CLE

RB **Leonard Fournette** for 29 yards in first quarter

PASSES OF 20+ YARDS (20)

9/10 at HOU

QB **Blake Bortles** to WR **Allen Hurns** for 20 yards in first quarter

9/17 vs. TEN

QB **Blake Bortles** to RB **Chris Ivory** for 29 yards in fourth quarter
QB **Blake Bortles** to WR **Allen Hurns** for 20 yards in fourth quarter

9/24 vs. BAL

QB **Blake Bortles** to WR **Marqise Lee** for 35 yards in first quarter
QB **Blake Bortles** to TE **Mercedes Lewis** for 30 yards (TD) in third quarter

10/1 at NYJ

QB **Blake Bortles** to RB **Leonard Fournette** for 28 yards in second quarter

10/8 at PIT

QB **Blake Bortles** to WR **Marqise Lee** for 31 yards

10/15 vs. LAR

QB **Blake Bortles** to RB **Chris Ivory** for 22 yards (TD) in first quarter
QB **Blake Bortles** to WR **Marqise Lee** for 21 yards in second quarter

10/22 at IND

QB **Blake Bortles** to WR **Keelan Cole** for 52 yards in first quarter
QB **Blake Bortles** to WR **Allen Hurns** for 50 yards in second quarter
QB **Blake Bortles** to WR **Marqise Lee** for 45 yards in second quarter
QB **Blake Bortles** to RB **Corey Grant** for 28 yards in second quarter
QB **Blake Bortles** to TE **Mercedes Lewis** for 24 yards in first quarter
QB **Blake Bortles** to WR **Allen Hurns** for 20 yards in second quarter

11/5 vs. CIN

QB **Blake Bortles** to TE **Mercedes Lewis** for 37 yards in first quarter

11/12 vs. LAC

QB **Blake Bortles** to WR **Allen Hurns** for 30 yards in first quarter
QB **Blake Bortles** to WR **Keelan Cole** for 36 yards in third quarter
QB **Blake Bortles** to TE **Mercedes Lewis** for 21 yards in third quarter

11/19 at CLE

QB **Blake Bortles** to WR **Dede Westbrook** for 28 yards in second quarter

INT RETURNS OF 10+ YARDS (6)

9/10 at HOU

FS **Tashaun Gipson** return for 67 yards in fourth quarter

9/24 vs. BAL

CB **A.J. Bouye** return for 19 yards in second quarter

10/8 at PIT

LB **Telvin Smith** return for 28 yards for a TD in third quarter
SS **Barry Church** return for 51 yards for a TD in third quarter

11/12 vs. LAC

CB **A.J. Bouye** return for 51 yards in OT

11/19 at CLE

LB **Telvin Smith** return for 26 yards in first quarter

FUMBLE RETURNS OF 20+ YARDS (3)

9/10 at HOU

DE **Dante Fowler Jr.** for 53 yards and a TD (forced by DE **Yannick Ngakoué**) in second quarter

9/24 vs. BAL

LB **Telvin Smith** for 52 yards (forced by DE **Calais Campbell**) in third quarter

10/1 at NYJ

LB **Myles Jack** for 81 yards and a TD (backward pass) in fourth quarter

LONG TDs OF 15+ YARDS (7)

9/24 vs. BAL

QB **Blake Bortles** to TE **Mercedes Lewis** for 17 yards in first quarter
QB **Blake Bortles** to TE **Mercedes Lewis** for 30 yards in third quarter

10/8 at PIT

RB **Leonard Fournette** for 90 yards (TD) in fourth quarter

10/15 vs. LAR

RB **Leonard Fournette** for 75 yards (TD) in first quarter
QB **Blake Bortles** to RB **Chris Ivory** for 22 yards (TD) in first quarter

10/22 at IND

RB **T.J. Yeldon** for 58 yards (TD) in third quarter

11/5 vs. CIN

WR **Jaydon Mickens** punt return for 63 yards in fourth quarter

11/12 vs. LAC

RB **Corey Grant** for 56 yards in first quarter

FIELD GOALS OF 40+ YARDS (7)

9/10 at HOU

K **Jason Myers** for 42 yards in first quarter

9/17 vs. TEN

K **Jason Myers** for 43 yards in first quarter

9/24 vs. BAL

K **Jason Myers** for 45 yards in second quarter

10/8 at PIT

K **Jason Myers** for 47 yards in fourth quarter

10/15 vs. LAR

K **Jason Myers** for 41 yards in third quarter

10/22 at IND

K **Josh Lambo** for 42 yards in second quarter

11/5 vs. CIN

K **Josh Lambo** for 56 yards in second quarter

PUNTS OF 50+ YARDS (14)

9/10 at HOU

P **Brad Nortman** for 57 yards in first quarter
P **Brad Nortman** for 61 yards in second quarter

9/17 vs. TEN

P **Brad Nortman** for 52 yards in first quarter
P **Brad Nortman** for 53 yards in second quarter
P **Brad Nortman** for 59 yards in third quarter

9/24 vs. BAL

P **Brad Nortman** for 54 yards in second quarter
P **Brad Nortman** for 60 yards in third quarter

10/1 at NYJ

P **Brad Nortman** for 61 yards in third quarter
P **Brad Nortman** for 51 yards in fourth quarter
P **Brad Nortman** for 51 yards in OT

10/15 vs. LAR

P **Brad Nortman** for 53 yards in second quarter
P **Brad Nortman** for 52 yards in second quarter

10/22 at IND

P **Brad Nortman** for 61 yards in fourth quarter

11/5 vs. CIN

P **Brad Nortman** for 62 yards in third quarter

11/12 at LAC

P **Brad Nortman** for 60 yards in second quarter
P **Brad Nortman** for 52 yards in second quarter
P **Brad Nortman** for 55 yards in third quarter
P **Brad Nortman** for 61 yards in fourth quarter

11/19 at CLE

P **Brad Nortman** for 54 yards in fourth quarter

2017 RED ZONE EFFICIENCY

at Houston (9/10)

	1st	2nd	3rd	4th	OT	Total	TDs	FGs	PTs
Offense	0-0	1-2	1-1	0-1	-	2-4	2	2	19
Defense	0-0	0-0	1-1	0-1	-	1-2	1	0	7

vs. Tennessee (9/17)

	1st	2nd	3rd	4th	OT	Total	TDs	FGs	PTs
Offense	0-0	0-0	0-0	2-2	-	2-2	2	0	13
Defense	0-0	0-0	2-3	1-1	-	3-4	3	1	24

vs. Baltimore (9/24)

	1st	2nd	3rd	4th	OT	Total	TDs	FGs	PTs
Offense	1-2	1-2	1-1	1-1	-	4-6	4	2	34
Defense	0-0	0-0	0-0	1-1	-	1-1	1	0	7

at N.Y. Jets (10/1)

	1st	2nd	3rd	4th	OT	Total	TDs	FGs	PTs
Offense	1-1	0-1	0-0	0-1	0-0	1-3	1	2	13
Defense	0-0	0-0	0-1	0-1	0-0	0-2	0	1	3

at Pittsburgh (10/8)

	1st	2nd	3rd	4th	OT	Total	TDs	FGs	PTs
Offense	0-0	1-1	0-0	0-0	-	1-1	1	0	7
Defense	0-1	0-1	0-1	0-0	-	0-3	0	3	9

vs. L.A. Rams (10/15)

	1st	2nd	3rd	4th	OT	Total	TDs	FGs	PTs
Offense	0-0	0-0	0-1	0-0	--	0-1	0	1	3
Defense	1-1	0-0	0-0	0-1	--	1-2	1	1	10

at Indianapolis (10/22)

	1st	2nd	3rd	4th	OT	Total	TDs	FGs	PTs
Offense	2-2	1-2	0-0	0-0	--	2-3	2	1	17
Defense	0-0	0-0	0-1	0-0	--	0-1	0	0	0

vs. Cincinnati (11/5)

	1st	2nd	3rd	4th	OT	Total	TDs	FGs	PTs
Offense	0-0	1-1	0-0	0-0	--	1-1	1	0	7
Defense	0-1	1-1	0-1	0-1	--	1-4	1	2	13

vs. L.A. Chargers (11/12)

	1st	2nd	3rd	4th	OT	Total	TDs	FGs	PTs
Offense	0-0	0-0	1-1	0-1	0-1	1-3	1	2	14
Defense	0-0	0-0	0-0	0-0	0-0	0-0	0	0	0

at Cleveland (11/19)

	1st	2nd	3rd	4th	OT	Total	TDs	FGs	PTs
Offense	1-1	0-0	0-0	0-0	--	1-1	1	0	6
Defense	0-0	0-0	0-0	0-0	--	0-0	0	0	0

PLAYS OF 30+ YARDS

	95	96	97	98	99	00	01	02	03	04	05	06	07	08	09	10	11	12	13	14	15	16	17	Total
Jimmy Smith	2	8	9	12	8	9	4	3	6	9	5													75
Fred Taylor				8	5	4		4	4	6	1	5	5	1										43
Maurice Jones-Drew												6	4	1	6	3	6	1	3					30
Keenan McCardell		5	7	3	2	5	4																	26
Mercedes Lewis												1		1	4	1	1		3	2	1	1	3	18
Allen Hurns																				5	5	4	2	16
Allen Robinson																					13	1		14
Ernest Wilford									3	5	3	2			1									14
Reggie Williams										2	6	3	2											13
Cecil Shorts III																		9	1	3				13
Marqise Lee																				5		4	3	12
Matt Jones											4	4	2	2										12
James Stewart	1	1	4	1	3																			10
Willie Jackson	3	5	1																					9
Justin Blackmon																		6	2					8
Kyle Brady					1	3		2			1													7
Mike Sims-Walker														1	4	2								7
Pete Mitchell	1	1	1	1				1																5
Dennis Northcutt													2	3										5
Mike Thomas															3	2								5
T.J. Yeldon																					3		1	4
Denard Robinson																			3	1				4
Andre Rison		4																						4
Jason Hill															3	1	0	0						4
Reggie Barlow				1	2																			3
Damon Jones				1	1		1																	3
Mike Brown																		3						3
Montell Owens														1				2						3
Clay Harbor																			1	2				3
Jordan Todman																		2	1					3
Leonard Fournette																							2	2
Arrelious Benn																							2	2
Chris Ivory																							2	2
Corey Grant																							2	2
Keelan Cole																							2	2
Julius Thomas																				2				2
Rich Griffith	2																							2
Curtis Marsh	2																							2
Mark Brunell		1					1																	2
Tavian Banks				1	1																			2
Alvis Whitted				1		1																		2
Anthony Johnson						2																		2
R. Jay Soward						2																		2
Patrick Johnson								2																2
Bobby Shaw								2																2
David Garrard								1							1									2
Matthew Hatchette									2															2
Troy Edwards									1	1														2
LaBrandon Toefield									1		1													2
George Wrihster									1					1										2
John Broussard													2											2
Jerry Porter														2										2
Torry Holt															2									2
Zach Miller															1	1								2
Ace Sanders																			2					2
Blake Bortles																				1				1
Bryan Walters																						1		1
Randy Jordan	1																							1
Natrone Means		1																						1
Stacey Mack							1																	1
Kevin Lockett								1																1
Jermaine Lewis									1															1
Marc Edwards									1															1
David Allen									1															1
Todd Yoder										1														1
Brian Jones											1													1
Alvin Pearman											1													1
Greg Estandia													1											1
Jarett Dillard															1									1
Nate Hughes															1									1
Rashad Jennings																1								1
Laurent Robinson																		1						1
Jordan Shipley																		1						1
Danny Noble																			1					1
Total	12	26	22	29	23	26	11	16	18	20	21	25	22	14	21	14	10	20	18	26	27	14	15	438

PLAYS OF 30+ YARDS - LAST 10 SEASONS

2017

- 1. 62 Corey Grant run
- 2. 35 Blake Bortles to Marqise Lee
- 3. 30 Blake Bortles to Mercedes Lewis
- 4. 31 Blake Bortles to Marqise Lee
- 5. 90 Leonard Fournette run
- 6. 75 Leonard Fournette run
- 7. 58 T.J. Yeldon run
- 8. 52 Blake Bortles to Keelan Cole
- 9. 50 Blake Bortles to Allen Hurns
- 10. 45 Blake Bortles to Marqise Lee
- 11. 37 Blake Bortles to Mercedes Lewis
- 12. 34 Blake Bortles to Marqise Lee
- 13. 56 Corey Grant run (fake punt)
- 14. 36 Blake Bortles to Keelan Cole
- 15. 30 Blake Bortles to Allen Hurns

2016

- 1. 37 Blake Bortles to Mercedes Lewis
- 2. 30 Blake Bortles to Allen Hurns
- 3. 38 Blake Bortles to Allen Hurns
- 4. 35 Blake Bortles to Allen Robinson
- 5. 42t Blake Bortles to Allen Hurns
- 6. 51t Blake Bortles to Arrelious Benn
- 7. 42 Chris Ivory run
- 8. 39 Blake Bortles to Arrelious Benn
- 9. 38 Blake Bortles to Marqise Lee
- 10. 31 Blake Bortles to Allen Hurns
- 11. 51 Blake Bortles to Marqise Lee
- 12. 42 Chris Ivory run
- 13. 39 Blake Bortles to Marqise Lee
- 14. 34 Blake Bortles to Marqise Lee
- 15. 37 Blake Bortles to Allen Robinson
- 16. 37 Blake Bortles to Chris Ivory
- 17. 57 Corey Grant run
- 18. 42 Blake Bortles to Allen Robinson

2015

- 1. 36 Blake Bortles to Allen Robinson
- 2. 52t Blake Bortles to Allen Robinson
- 3. 46 Blake Bortles to Allen Robinson
- 4. 37 Blake Bortles to Allen Robinson
- 5. 59t Blake Bortles to Allen Hurns
- 6. 48 Blake Bortles to Allen Robinson
- 7. 36 T.J. Yeldon run
- 8. 59 Blake Bortles to Allen Hurns
- 9. 31 Blake Bortles to Allen Hurns
- 10. 45 T.J. Yeldon run
- 11. 44 Blake Bortles to Allen Robinson
- 12. 33 Blake Bortles to Allen Robinson
- 13. 30t Blake Bortles to Allen Hurns
- 14. 31 Blake Bortles to Bryan Walters
- 15. 38 Blake Bortles to Allen Robinson
- 16. 34 Blake Bortles to Julius Thomas
- 17. 31 Blake Bortles to Allen Robinson
- 18. 44 Blake Bortles to Allen Robinson
- 19. 67 Blake Bortles to T.J. Yeldon
- 20. 30 Blake Bortles to Julius Thomas
- 21. 80t Blake Bortles to Allen Hurns
- 22. 31 Denard Robinson run
- 23. 30 Blake Bortles to Marqise Lee
- 24. 37 Blake Bortles to Allen Robinson
- 25. 90t Blake Bortles to Allen Robinson
- 26. 36 Blake Bortles to Allen Robinson
- 27. 45 Blake Bortles to Mercedes Lewis

2014

- 1. 34t Chad Henne to Allen Hurns
- 2. 46 Chad Henne to Allen Hurns
- 3. 63t Chad Henne to Mercedes Lewis
- 4. 54 Chad Henne to Allen Robinson
- 5. 63t Blake Bortles to Allen Hurns
- 6. 44 Blake Bortles to Allen Hurns
- 7. 30 Blake Bortles to Clay Harbor
- 8. 59 Blake Bortles to Clay Harbor
- 9. 31t Blake Bortles to Allen Robinson
- 10. 41 Denard Robinson run
- 11. 32 Blake Bortles run
- 12. 48t Blake Bortles to Allen Robinson
- 13. 39 Denard Robinson run
- 14. 40t Blake Bortles to Allen Hurns
- 15. 32t Denard Robinson run
- 16. 53 Blake Bortles to Cecil Shorts III
- 17. 32 Blake Bortles to Cecil Shorts III
- 18. 31 Blake Bortles to Allen Robinson
- 19. 37 Blake Bortles to Marqise Lee
- 20. 30 Blake Bortles to Marqise Lee
- 21. 31 Blake Bortles to Marqise Lee
- 22. 35 Blake Bortles to Mercedes Lewis
- 23. 30 Blake Bortles to Cecil Shorts III
- 24. 33 Blake Bortles to Marqise Lee
- 25. 34 Blake Bortles to Marqise Lee
- 26. 62t Jordan Todman run

2013

- 1. 30 Chad Henne to Ace Sanders
- 2. 59 Chad Henne to Cecil Shorts III
- 3. 31 Blaine Gabbert to Clay Harbor
- 4. 67 Blaine Gabbert to J. Blackmon
- 5. 39 Chad Henne to J. Blackmon
- 6. 43 Chad Henne to Mike Brown
- 7. 32 Chad Henne to Mike Brown
- 8. 31 Chad Henne to Mike Brown
- 9. 30 Maurice Jones-Drew run
- 10. 62 Chad Henne to Danny Noble
- 11. 51 Chad Henne to Ace Sanders
- 12. 44 Maurice Jones-Drew run
- 13. 48 Maurice Jones-Drew run
- 14. 41 Chad Henne to M. Lewis
- 15. 33 Jordan Todman run

- 9-24-17 vs. Baltimore
- 9-24-17 vs. Baltimore
- 9-24-17 vs. Baltimore
- 10-8-17 at Pittsburgh
- 10-8-17 at Pittsburgh
- 10-15-17 vs. L.A. Rams
- 10-22-17 at Indianapolis
- 10-22-17 at Indianapolis
- 10-22-17 at Indianapolis
- 10-22-17 at Indianapolis
- 11-5-17 vs. Cincinnati
- 11-5-17 vs. Cincinnati
- 11-12-17 vs. L.A. Chargers
- 11-12-17 vs. L.A. Chargers
- 11-12-17 vs. L.A. Chargers

- 9-11-16 vs. Green Bay
- 9-11-16 vs. Green Bay
- 9-11-16 vs. Green Bay
- 9-18-16 at San Diego
- 10-2-16 vs. Indianapolis
- 10-16-16 at Chicago
- 10-23-16 vs. Oakland
- 10-23-16 vs. Oakland
- 10-23-16 vs. Oakland
- 10-27-16 at Tennessee
- 11-6-16 at Kansas City
- 11-6-16 at Kansas City
- 12-11-16 vs. Minnesota
- 12-11-16 vs. Minnesota
- 12-24-16 vs. Tennessee
- 12-24-16 vs. Tennessee
- 1-1-17 at Indianapolis
- 1-1-17 at Indianapolis

- 9-20-15 vs. Miami
- 9-20-15 vs. Miami
- 9-20-15 vs. Miami
- 9-27-15 at New England
- 9-27-15 at New England
- 10-4-15 at Indianapolis
- 10-4-15 at Indianapolis
- 10-11-15 at Tampa Bay
- 10-25-15 vs. Buffalo
- 11-8-15 at New York Jets
- 11-8-15 at New York Jets
- 11-8-15 at New York Jets
- 11-8-15 at New York Jets
- 11-19-15 vs. Tennessee
- 11-19-15 vs. Tennessee
- 11-29-15 vs. San Diego
- 12-6-15 at Tennessee
- 12-6-15 at Tennessee
- 12-6-15 at Tennessee
- 12-13-15 vs. Indianapolis
- 12-13-15 vs. Indianapolis
- 12-13-15 vs. Indianapolis
- 12-20-15 vs. Atlanta
- 12-27-15 at New Orleans
- 12-27-15 at New Orleans
- 1-3-16 at Houston
- 1-3-16 at Houston

- 9-7-14 at Philadelphia
- 9-7-14 at Philadelphia
- 9-14-14 at Washington
- 9-14-14 at Washington
- 9-21-14 vs. Indianapolis
- 9-28-14 at San Diego
- 9-28-14 at San Diego
- 10-12-14 at Tennessee
- 10-19-14 vs. Cleveland
- 10-26-14 vs. Miami
- 10-26-14 vs. Miami
- 10-26-14 vs. Miami
- 11-2-14 at Cincinnati
- 11-2-14 at Cincinnati
- 11-9-14 vs. Dallas
- 11-9-14 vs. Dallas
- 11-9-14 vs. Dallas
- 11-9-14 vs. Dallas
- 11-23-14 at Indianapolis
- 11-30-14 vs. New York Giants
- 12-7-14 vs. Houston
- 12-7-14 vs. Houston
- 12-14-14 at Baltimore
- 12-18-14 vs. Tennessee
- 12-18-14 vs. Tennessee
- 12-18-14 vs. Tennessee

- 9-15-13 at Oakland
- 9-22-13 at Seattle
- 9-29-13 vs. Indianapolis
- 10-6-13 at St. Louis
- 10-6-13 at St. Louis
- 10-20-13 vs. San Diego
- 10-20-13 vs. San Diego
- 10-20-13 vs. San Diego
- 10-27-13 vs. San Francisco (London)
- 11-17-13 vs. Arizona
- 11-24-13 at Houston
- 11-24-13 at Houston
- 12-5-13 vs. Houston
- 12-5-13 vs. Houston
- 12-15-13 vs. Buffalo

- 16. 30 Chad Henne to Jordan Todman
- 17. 30 Chad Henne to M. Lewis
- 18. 36 Chad Henne to M. Lewis

2012

- 1. 39t Blaine Gabbert to Cecil Shorts III
- 2. 32 Blaine Gabbert to Laurent Robinson
- 3. 59t Maurice Jones-Drew run
- 4. 80t Blaine Gabbert to Cecil Shorts III
- 5. 34 Blaine Gabbert to Cecil Shorts III
- 6. 42t Blaine Gabbert to Cecil Shorts III
- 7. 36 Blaine Gabbert to Justin Blackmon
- 8. 35 Blaine Gabbert to Cecil Shorts III
- 9. 52 Blaine Gabbert to Cecil Shorts III
- 10. 63 Chad Henne to Justin Blackmon
- 11. 67t Chad Henne to Cecil Shorts III
- 12. 39 Chad Henne to Justin Blackmon
- 13. 81t Chad Henne to Justin Blackmon
- 14. 59t Chad Henne to Cecil Shorts III
- 15. 32t Montell Owens run
- 16. 38 Chad Henne to Justin Blackmon
- 17. 30 Chad Henne to Cecil Shorts III
- 18. 36 Chad Henne to Jordan Shipley
- 19. 53 Chad Henne to Montell Owens
- 20. 30t Chad Henne to Justin Blackmon

- 12-15-13 vs. Buffalo
- 12-22-13 vs. Tennessee
- 12-29-13 at Indianapolis

- 9-9-12 at Minnesota
- 9-16-12 vs. Houston
- 9-23-12 at Indianapolis
- 10-7-12 at Indianapolis
- 10-7-12 vs. Chicago
- 10-21-12 at Oakland
- 10-28-12 at Green Bay
- 10-28-12 at Green Bay
- 11-8-12 vs. Indianapolis
- 11-18-12 at Houston
- 11-18-12 at Houston
- 11-18-12 at Houston
- 11-18-12 at Houston
- 11-25-12 vs. Tennessee
- 12-9-12 vs. New York Jets
- 12-16-12 at Miami
- 12-16-12 at Miami
- 12-23-12 vs. New England
- 12-23-12 vs. New England
- 12-30-12 at Tennessee

2011

- 1. 39 Maurice Jones-Drew run
- 2. 36t Blaine Gabbert to Mike Thomas
- 3. 47 Blaine Gabbert to Mike Thomas
- 4. 41 Maurice Jones-Drew run
- 5. 74t Blaine Gabbert to Jason Hill
- 6. 31 Blaine Gabbert to Maurice Jones-Drew
- 7. 48 Blaine Gabbert to Maurice Jones-Drew
- 8. 62 Blaine Gabbert to Mercedes Lewis
- 9. 43 Maurice Jones-Drew run
- 10. 56 Maurice Jones-Drew run

- 9-25-11 at Carolina
- 9-25-11 at Carolina
- 10-2-11 vs. New Orleans
- 10-2-11 vs. New Orleans
- 10-9-11 vs. Cincinnati
- 11-27-11 vs. Houston
- 12-5-11 vs. San Diego
- 12-11-11 vs. Tampa Bay
- 12-15-11 at Atlanta
- 1-1-12 vs. Indianapolis

2010

- 1. 33 Mike Thomas run
- 2. 42t David Garrard to Mercedes Lewis
- 3. 39 David Garrard to Mike Sims-Walker
- 4. 52t David Garrard to Zach Miller
- 5. 50t David Garrard to Mike Thomas
- 6. 75 David Garrard to Maurice-Jones-Drew
- 7. 37 Maurice Jones-Drew run
- 8. 48t David Garrard to Jason Hill
- 9. 74t Rashad Jennings run
- 10. 30t Maurice Jones-Drew run
- 11. 39 David Garrard to Mike Thomas
- 12. 31 David Garrard to Mike Sims-Walker
- 13. 37 David Garrard to Jason Hill
- 14. 44 Trent Edwards to Jason Hill

- 10-10-10 at Buffalo
- 10-31-10 at Dallas
- 10-31-10 at Dallas
- 11-14-10 vs. Houston
- 11-14-10 vs. Houston
- 11-21-10 vs. Cleveland
- 12-5-10 at Tennessee
- 12-12-10 vs. Oakland
- 12-12-10 vs. Oakland
- 12-12-10 vs. Oakland
- 12-18-10 at Indianapolis
- 12-26-10 vs. Washington
- 12-26-10 vs. Washington
- 1-2-11 at Houston

2009

- 1. 36 Maurice Jones-Drew run
- 2. 34 David Garrard to Mike Sims-Walker
- 3. 30 David Garrard run
- 4. 61t Maurice Jones-Drew run
- 5. 33t David Garrard to Mercedes Lewis
- 6. 41 David Garrard to Torry Holt
- 7. 35 David Garrard to Mike Sims-Walker
- 8. 80t Maurice Jones-Drew run
- 9. 79t Maurice Jones-Drew run
- 10. 33 David Garrard to Jarett Dillard
- 11. 61t David Garrard to Mike Sims-Walker
- 12. 45 David Garrard to Mike Sims-Walker
- 13. 33t Maurice Jones-Drew run
- 14. 33 David Garrard to Mercedes Lewis
- 15. 35 David Garrard to Mercedes Lewis
- 16. 30 David Garrard to Ernest Wilford
- 17. 47 David Garrard to Mercedes Lewis
- 18. 35t David Garrard to Nate Hughes
- 19. 62 David Garrard to Zach Miller
- 20. 63 David Garrard to Torry Holt
- 21. 30 Maurice Jones-Drew run

- 9-20-09 vs. Arizona
- 9-20-09 vs. Arizona
- 9-28-09 at Houston
- 9-28-09 at Houston
- 10-4-09 vs. Tennessee
- 10-18-09 vs. St. Louis
- 10-18-09 vs. St. Louis
- 11-1-09 at Tennessee
- 11-1-09 at Tennessee
- 11-8-09 vs. Kansas City
- 11-8-09 vs. Kansas City
- 11-8-09 vs. Kansas City
- 11-15-09 at New York Jets
- 11-15-09 at New York Jets
- 11-22-09 vs. Buffalo
- 11-29-09 at San Francisco
- 12-6-09 vs. Houston
- 12-6-09 vs. Houston
- 12-6-09 vs. Houston
- 12-13-09 vs. Miami
- 1-3-10 at Cleveland

2008

- 1. 33 David Garrard to Matt Jones
- 2. 34 Fred Taylor run
- 3. 41t Montell Owens run
- 4. 32 David Garrard to Mike Walker
- 5. 46t Maurice Jones-Drew run
- 6. 30t David Garrard to Mercedes Lewis
- 7. 32 David Garrard to Reggie Williams
- 8. 35 David Garrard to Matt Jones
- 9. 31 David Garrard to Jerry Porter
- 10. 30 David Garrard to Reggie Williams
- 11. 33 David Garrard to Jerry Porter
- 12. 41 David Garrard to Dennis Northcutt
- 13. 35 David Garrard to Dennis Northcutt
- 14. 30t David Garrard to Dennis Northcutt

- 9-7-08 at Tennessee
- 9-21-08 at Indianapolis
- 9-28-08 vs. Houston
- 10-5-08 vs. Pittsburgh
- 10-12-08 at Denver
- 10-12-08 at Denver
- 10-26-08 vs. Cleveland
- 10-26-08 vs. Cleveland
- 11-2-08 at Cincinnati
- 11-23-08 vs. Minnesota
- 12-1-08 at Houston
- 12-14-08 vs. Green Bay
- 12-14-08 vs. Green Bay
- 12-14-08 vs. Green Bay

Bold indicates Playoffs

RECORD WHEN...

	95	96	97	98	99	00	01	02	03	04	05	06	07	08	09	10	11	12	13	14	15	16	17	Total	Post
	W-L	W-L	W-L	W-L	W-L	W-L	W-L	W-L	W-L	W-L	W-L	W-L	W-L	W-L	W-L	W-L	W-L	W-L	W-L	W-L	W-L	W-L	W-L	W-L	W-L
Play at home	2-6	7-1	7-1	7-1	7-1	4-4	3-5	3-5	5-3	4-4	6-2	6-2	6-2	2-6	5-3	5-3	4-4	1-7	1-7	3-5	4-4	1-6	3-2	97-83	2-1
Play on the road	2-6	2-6	4-4	4-4	7-1	3-5	3-5	3-5	0-8	5-3	6-2	2-6	5-3	3-5	2-6	3-5	1-7	1-7	3-5	0-8	1-7	1-5	4-1	65-112	3-5
Play on grass field	3-8	8-3	10-2	9-2	10-2	5-8	5-9	6-8	5-7	7-6	11-2	8-6	11-3	3-10	5-7	6-6	4-8	1-12	4-9	3-10	4-7	2-9	5-3	134-147	4-4
Play on artificial field	1-4	1-4	1-3	2-3	4-0	2-1	1-1	0-2	0-4	2-1	1-2	0-2	0-2	2-1	2-2	2-2	1-3	1-2	0-3	0-3	1-4	0-2	2-0	27-51	1-2
Play in a dome	1-1	1-2		0-1	1-0	0-1	1-0	0-1	0-2	1-1	0-2	0-1	0-2	2-1	1-1	1-1	1-2	0-1	1-2	0-2		0-1	2-0	13-25	
Score first	4-1	7-2	8-2	8-2	9-1	5-6	4-2	4-4	3-3	6-0	8-1	5-2	9-1	3-2	5-2	4-0	4-3	1-5	3-4	0-5	3-2	1-3	6-2	110-55	2-2
Opponent scores first	0-11	2-5	3-3	3-3	5-1	2-3	2-8	2-6	2-8	3-7	4-3	3-6	2-4	2-9	2-7	4-8	1-8	1-9	1-8	3-8	2-9	1-8	1-1	51-143	3-4
Score on first poss.	4-3	6-1	6-2	3-2	5-0	3-1	2-2	3-0	0-2	3-0	6-0	5-1	6-2	3-2	7-2	5-1	1-1	1-3	3-0	0-3	2-1	0-1	3-3	77-34	3-2
Score 20+ points	3-4	8-3	10-3	11-1	11-0	5-3	3-4	6-3	4-2	5-1	11-1	6-4	9-3	5-2	6-1	7-3	1-1	2-4	3-2	3-1	4-5	1-4	6-1	130-56	5-2
Score fewer than 20 pts.	1-8	1-4	1-2	0-4	3-2	2-6	3-6	0-7	1-9	4-6	1-3	2-4	2-2	0-9	1-8	1-5	4-10	0-10	1-10	0-11	1-5	1-6	1-2	31-139	0-4
Allow 20+ points	1-9	3-4	5-5	5-3	4-2	1-7	0-8	2-9	2-9	2-5	4-3	0-7	2-4	2-10	4-7	5-8	0-8	0-13	3-11	1-11	2-9	1-8	0-3	49-163	3-6
Allow fewer than 20 pts.	3-3	6-3	6-0	6-2	10-0	6-2	6-2	4-1	3-2	7-2	8-1	8-1	9-1	3-1	3-2	3-0	5-3	2-1	1-1	2-2	1-1	1-2	7-0	110-33	2-0
Game decided by <7 pts.	3-5	7-5	4-4	5-2	4-1	2-5	3-6	3-8	4-6	8-3	8-2	2-7	4-2	4-6	5-3	2-2	3-5	2-3	2-1	1-2	4-5	1-4	1-1	83-87	3-0
Game decided by <3 pts.	2-2	4-2	2-0	1-2	3-1	1-3	0-3	2-5	1-2	5-2	3-1	0-3	1-2	2-1	1-1		1-1		1-0	1-1	1-0	1-1		33-33	3-0
Lead after 1st quarter	4-2	6-0	7-2	8-2	6-1	4-2	4-1	4-3	2-0	4-0	8-0	4-2	8-2	2-3	3-1	3-1	4-0	1-3	3-4	0-6	2-1	1-2	6-0	95-38	2-0
Trail after 1st quarter	0-8	3-3	2-2	2-3	3-1	2-5	0-6	2-6	1-9	2-6	3-2	3-3	1-2	3-3	4-5	2-7	1-8	1-6	0-7	2-5	2-9	0-7	1-1	41-120	3-4
Lead at halftime	4-1	4-0	10-1	7-1	9-1	6-3	4-2	6-2	3-2	5-0	6-0	6-2	10-1	2-2	5-0	4-1	4-1	1-3	4-1	1-3	2-1	1-2	6-0	111-30	4-1
Trail at halftime	0-9	4-6	0-4	3-3	3-1	0-5	1-6	0-6	1-8	4-6	6-3	0-5	1-4	2-9	2-9	1-7	0-7	1-7	0-10	2-10	2-10	1-7	1-2	35-146	0-4
Tied at halftime	0-2	1-1	1-0	1-1	2-0	1-1	1-2	0-2	1-1	0-1	0-1	2-1		1-0		3-0	1-3	0-3	0-1		1-0	0-1	0-1	16-22	1-1
Lead after 3rd quarter	2-1	6-1	10-1	9-1	11-1	7-3	5-3	6-1	3-2	7-1	9-2	7-0	9-0	3-2	4-1	6-1	5-1	1-1	3-1	2-2	2-2	1-2	6-0	124-30	4-0
Trail after 3rd quarter	2-11	3-5	1-4	2-3	2-1	0-5	1-6	0-7	1-7	2-6	2-2	0-8	2-5	1-9	2-8	1-6	0-8	1-11	1-11	1-11	2-8	1-9	0-3	26-153	0-6
Goes into overtime		1-1	0-1			1-0				1-0	2-0	0-1		1-0	1-0	0-1		0-3			0-1		1-1	8-9	
Have + turnover ratio	3-3	5-1	7-2	7-2	9-0	6-2	3-3	5-3	2-2	7-0	8-2	6-1	9-1	4-2	5-2	6-0	4-3	2-3	4-2	1-4	2-2	1-1	5-1	110-43	4-0
Have - turnover ratio	0-7	0-5	1-3	1-3	2-2	1-7	2-5	0-3	1-6	0-2	1-2	1-5	1-3	0-6	2-4	2-8	0-5	0-6	0-8	0-8	1-9	1-8	2-1	19-117	0-5
Turnover ratio is even	1-2	4-1	3-0	3-0	3-0		1-2	1-4	2-3	2-5	3-0	1-2	2-1	1-3	0-2		1-3	0-5	0-2	2-1	2-0	0-2	0-1	33-39	1-1
Have 30:00+ T.O.P	2-5	6-5	8-1	4-1	11-1	6-5	4-1	4-3	5-5	5-5	9-2	8-3	8-2	4-6	7-1	5-6	5-4	0-6	2-2	1-4	2-2	0-5	5-2	14-77	4-1
Have < 30:00 T.O.P	2-7	3-2	3-4	7-4	3-1	1-4	2-9	2-7	0-6	3-2	3-2	0-5	3-3	1-5	0-8	3-2	0-7	2-8	2-10	2-9	3-9	2-6	2-1	50-123	1-5
Have 30:00 T.O.P										1-0														1-0	
Have 100-yard rusher		1-1	1-0	7-1	5-0	5-4	2-1	2-3	2-1	3-2	5-1	3-3	6-1	2-0	2-2	6-2	3-3	1-0	1-1	1-1	1-1	0-1	4-1	63-30	4-1
Have 300 net passing yds.		2-2	4-0	1-0	3-0	0-2		1-0	1-0	0-2		0-1	0-1	0-1	2-0	1-0		0-2	0-1		1-5	0-3	1-0	17-20	
Have a 100-yd. receiver	0-2	4-3	6-2	2-1	4-2	5-5	3-3	0-2	2-1	2-2	3-3	1-1	0-2	1-5	2-1	2-1	0-1	1-5	0-2	0-4	3-7	0-3	1-0	42-58	1-1
Have two 100-yd. receivers		1-1	0-1	1-1	3-0	0-1	0-1								1-0						0-2			6-7	
In August																								1-0	
In September	0-4	2-3	2-1	4-0	2-1	2-2	2-1	2-1	0-4	3-0	2-1	2-1	2-1	2-2	1-2	1-2	1-2	1-3	0-4	0-4	1-2	0-3	2-1	36-45	
In October	3-2	1-3	2-2	1-2	4-0	1-4	0-3	1-3	1-2	2-3	2-2	2-2	3-1	1-2	2-1	3-2	1-4	0-3	0-4	1-3	1-3	2-2	2-2	36-55	
In November	0-3	2-1	4-1	4-1	4-0	2-1	1-3	2-2	2-3	1-2	4-0	2-2	3-1	1-3	3-2	2-1	1-2	1-3	3-1	1-3	2-2	0-4	3-0	48-41	
In December	1-3	4-0	2-1	2-2	3-1	2-2	3-2	1-4	2-2	2-2	3-1	2-3	3-2	1-4	1-3	2-2	1-3	0-5	1-3	1-3	1-3	0-2		38-53	1-1
In January					1-0		0-1			1-0	1-0				0-1	0-1	1-0				0-1			4-4	4-5

	95	96	97	98	99	00	01	02	03	04	05	06	07	08	09	10	11	12	13	14	15	16	17	Total	Post
	W-L	W-L	W-L	W-L	W-L	W-L	W-L	W-L	W-L	W-L	W-L	W-L	W-L	W-L	W-L	W-L	W-L	W-L	W-L	W-L	W-L	W-L	W-L	W-L	W-L
On Saturday				0-1	0-1					1-0						0-1					1-3	1-0		4-2	
On Sunday night	0-1	1-0	0-1	1-0	1-1		0-1	1-0	0-1	1-0			0-1								5-6			1-3	
On Monday night			1-0	2-0	2-0	0-2	0-1					2-0	0-1		0-1		0-1	1-1						8-7	
On Thursday night					1-0		0-1								0-1	0-1		0-1	0-1	1-0	1-0	1-0	0-1	4-6	
Kickoff is 9:30 a.m.																				0-1	0-1	1-0	1-0	2-0	2-2
Kickoff is 1:00/12:30	3-8	7-3	6-3	7-3	8-1	3-5	6-4	4-6	3-11	7-5	9-4	3-7	9-4	3-5	7-5	7-4	4-9	2-10	3-10	2-12	2-10	1-9	6-2	111-139	3-2
Kickoff is 4:00/:05/:15/:25	1-3	1-4	4-2	2-1	2-1	3-1	0-4	2-3	1-0	2-1	2-0	3-1	2-0	2-3	0-3	1-3		0-3	0-2	0-1	1-1	0-1	0-1	29-39	1-2
Kickoff is 8:00/:20/:25/:35	0-1	1-0		2-1	2-0	1-1	0-1	0-1	1-0	0-1	1-0	2-0	0-1	0-3	0-1	0-1	1-2	0-1	1-0	1-0	1-0	0-1		14-16	1-2
Kickoff is 9:00				1-0		2-0	0-2	0-1																3-3	

*All Times Eastern

	02	03	04	05	06	07	08	09	10	11	12	13	14	15	16	17	Total
	W-L	W-L	W-L	W-L	W-L	W-L	W-L	W-L	W-L	W-L	W-L	W-L	W-L	W-L	W-L	W-L	W-L
vs. AFC South Teams	1-5	2-4	2-4	4-2	2-4	2-4	2-4	3-3	3-3	3-3	2-4	3-3	1-5	2-4	1-2	2-1	35-55
vs. AFC North Teams	1-3	0-1	0-1	4-0	1-0	1-0	1-0	0-4	0-1	1-0	1-3	0-1	1-0	1-3	1-0	0-1	16-18
vs. AFC East Teams	1-0	0-4	1-0	1-0	2-2	1-0	0-1	2-2	1-0	0-1	0-4	0-1	0-1	2-2	0-1	0-1	11-20
vs. AFC West Teams	1-0	1-0	3-1	0-1	0-1	4-0	1-0	1-0	2-2	0-1	0-1	0-4	0-1	0-1	0-4	1-0	14-17
vs. NFC South Teams			2-2				3-1					1-3			0-4		6-10
vs. NFC North Teams				3-1				2-2					0-4			1-3	6-10
vs. NFC East Teams	2-2					3-1				1-3							7-9
vs. NFC West Teams					3-1				1-3				0-4			0-1	4-9

2017 DRIVE CHART

Week 1 – Sept. 10 at Houston Texans

JAX	Start	Plys	Yds	End	Deep	Result	HOU	Start	Plys	Yds	End	Deep	Result
1.	<u>J25</u>	8	51	H24	H24	Field goal	1.	H25	3	-6	H19	H26	Punt
2.	J38	3	5	J43	J43	Punt	2.	H20	9	29	H49	50	Punt
3.	<u>J16</u>	10	77	H 7	H 7*#	Field goal	3.	H25	3	3	H28	H30	Punt
4.	J25	3	8	J33	J33	Punt	4.	H33	3	-3	H30	H37	Punt
5.	J19	3	3	J22	J23	Punt	5.	H38	3	15	J44	J44	Fumble
6.	<u>J47</u>	9	53	EZ	H 1*#	Touchdown	6.	H25	5	28	J37	J31	Fumble (TD on ret)
7.	<u>J25</u>	10	75	EZ	H 1*#	Touchdown	7.	H25	2	13	H32	H32	End of half
8.	J41	9	38	H21	H21	Missed field goal	8.	<u>H25</u>	14	75	EZ	J 4*#	Touchdown
9.	J25	3	4	J29	J29	Punt	9.	H25	11	34	J35	J35	Fumble
10.	<u>H27</u>	4	7	H20	H20	Field goal	10.	H29	5	13	H42	H42	Punt
11.	H14	2	-2	H15	H14	End of game	11.	H37	7	43	J20	J10*#	Interception
							12.	H11	4	3	H16	H19	Failed 4 th down

Week 2 – Sept. 17 vs. Tennessee Titans

JAX	Start	Plys	Yds	End	Deep	Result	TEN	Start	Plys	Yds	End	Deep	Result
1.	<u>J24</u>	21	51	T25	T25	Field goal	1.	T25	3	3	T28	T28	Punt
2.	J25	3	4	J29	J29	Punt	2.	<u>T25</u>	11	53	J22	J22	Field goal
3.	J29	3	4	J33	J33	Punt	3.	T28	3	1	T29	T33	Punt
4.	J41	5	-2	J46	T48	Fumble	4.	T14	3	4	T18	T18	Punt
5.	<u>J16</u>	10	42	T42	T27	Interception	5.	J39	3	15	J24	J24	Interception
6.	J25	3	4	J29	J29	Interception	6.	<u>T39</u>	10	38	J23	J23	Field goal
7.	J25	3	-4	J21	J25	Punt	7.	<u>J39</u>	10	31	J 8	J 8*#	Field goal
8.	J 9	4	-3	J 6	J21	Punt	8.	<u>J34</u>	2	34	EZ	J17*	Touchdown
9.	J15	7	22	J37	J49	Punt	9.	<u>J49</u>	3	49	EZ	J 1*#	Touchdown
10.	<u>J25</u>	6	75	EZ	T 1*#	Touchdown	10.	<u>T14</u>	8	86	EZ	J32	Touchdown
11.	<u>J23</u>	6	77	EZ	T 7*	Touchdown	11.	<u>J25</u>	6	25	EZ	J 3*#	Touchdown
							12.	T20	5	16	T37	T37	End of game

Week 3 – Sept. 24 vs. Baltimore Ravens at Wembley Stadium

JAX	Start	Plys	Yds	End	Deep	Result	BAL	Start	Plys	Yds	End	Deep	Result
1.	<u>J37</u>	9	58	B 5	B 5*	Field goal	1.	B40	3	-1	B39	B44	Punt
2.	<u>J20</u>	7	80	EZ	B17*	Touchdown	2.	B25	3	8	B33	B33	Punt
3.	<u>J39</u>	10	34	B27	B27	Field goal	3.	B25	3	-8	B17	B25	Punt
4.	J21	3	5	J26	J26	Punt	4.	B25	3	4	B29	B29	Punt
5.	<u>B28</u>	8	28	EZ	B 5*#	Touchdown	5.	B20	1	0	B20	B20	Interception
6.	<u>J23</u>	9	66	B11	B11*	Field goal	6.	B25	5	13	B38	B38	Punt
7.	<u>J29</u>	1	-1	J29	J29	End of half	7.	<u>B25</u>	3	4	B29	B29	Punt
8.	J25	5	10	J35	J40	Punt	8.	B 5	3	11	B16	B16	Interception
9.	<u>B32</u>	2	32	EZ	B30	Touchdown	9.	B25	4	29	J45	J45	Fumble
10.	<u>B 2</u>	2	2	EZ	B 2*#	Touchdown	10.	B25	5	17	B42	B45	Punt
11.	<u>J15</u>	7	85	EZ	B 3*#	Touchdown	11.	B25	12	38	J40	J40	Failed 4 th down
12.	J37	3	3	J40	J40	Punt	12.	<u>B24</u>	9	76	EZ	J 6*	Touchdown
13.	J16	5	16	J33	J34	End of game							

Week 4 – Oct. 1 at New York Jets

JAX	Start	Plys	Yds	End	Deep	Result	NYJ	Start	Plys	Yds	End	Deep	Result
1.	<u>J39</u>	10	61	EZ	NY10*#	Touchdown	1.	NY25	3	4	NY29	NY29	Punt
2.	J15	8	31	J46	J46	Punt	2.	<u>NY25</u>	1	75	EZ	NY25	Touchdown
3.	<u>J13</u>	13	75	NY12	NY12*	Field goal	3.	NY13	10	42	J45	J35	Punt
4.	J25	3	0	J25	J25	Punt	4.	<u>NY31</u>	9	42	J27	J21	Field goal
5.	<u>J35</u>	1	-1	J35	J35	End of half	5.	<u>NY31</u>	6	42	J27	J22	Missed field goal
6.	J25	6	23	J48	NY48	Punt	6.	<u>NY18</u>	2	82	EZ	NY31	Touchdown
7.	J25	4	6	J31	J38	Punt	7.	NY 8	7	32	NY40	NY41	Punt
8.	J13	5	18	J31	J31	Interception	8.	<u>J 7</u>	4	-1	J 8	J 7*#	Field goal
9.	J25	6	41	NY34	NY29	Missed field goal	9.	NY42	4	39	J14	J14*	Fumble (ret.-TD)
10.	J20	3	9	J29	J29	Punt	10.	NY25	7	34	J41	J41	Punt
11.	<u>NY35</u>	8	31	NY 4	NY 4*#	Field goal	11.	NY20	5	14	NY34	NY34	Interception
12.	J25	5	21	J46	J46	Punt@	12.	<u>NY25</u>	3	6	NY39	NY39	End of half
13.	50	3	7	NY43	NY43	Punt@	13.	NY 3	3	7	NY10	NY10	Punt@
14.	J 3	3	-1	J 2	J 3	Punt@	14.	NY 9	5	16	NY25	NY25	Punt@
							15.	<u>J25</u>	4	2	J23	J23	Field goal@

Underlined = last drive of half; * = Inside the 20; # = Goal-to-go; @ = Overtime possession

2017 DRIVE CHART

Week 5 – Oct. 8 at Pittsburgh Steelers

JAX	Start	Plys	Yds	End	Deep	Result	PIT	Start	Plys	Yds	End	Deep	Result
1.	J25	3	5	J30	J30	Punt	1.	<u>P28</u>	7	61	J11	J 9*	Field goal
2.	J25	6	36	P39	P39	Punt	2.	P 4	11	42	P46	P46	Interception
3.	<u>P47</u>	8	47	EZ	P 2*#	Touchdown	3.	P18	4	20	P38	P38	Punt
4.	J 8	13	49	P43	P42	Punt	4.	P 5	6	14	P19	P19	Punt
5.	<u>P48</u>	2	3	P45	P345	Interception	5.	<u>P39</u>	6	45	J16	J16*	Field goal
6.	J25	3	0	J25	J28	Punt	6.	<u>P25</u>	14	73	J 2	J 2*#	Field goal
7.	J 4	13	67	P29	P29	Field goal	7.	P23	2	-1	P22	P23	Interception (ret.-TD)
8.	J44	3	9	P47	P47	Punt	8.	P25	6	9	P34	P41	Interception (ret.-TD)
9.	J 2	3	98	EZ	J10	Touchdown	9.	P25	9	20	P45	P49	Punt
							10.	P25	5	13	P38	P38	Interception
							11.	P14	7	54	J32	J28	Interception
							12.	P30	3	9	P36	P36	End of game

Week 6 – Oct. 15 vs. Los Angeles Rams

JAX	Start	Plys	Yds	End	Deep	Result	LAR	Start	Plys	Yds	End	Deep	Result
1.	J25	1	75	EZ	J25	Touchdown	1.	LA24	3	9	LA33	LA33	Punt
2.	J20	4	9	J29	J36	Punt	2.	J45	4	8	J37	J37	Field goal
3.	J25	4	75	EZ	LA22	Touchdown	3.	LA25	3	-9	LA16	LA25	Punt
4.	J31	3	0	J31	J31	Punt	4.	LA34	7	66	EZ	J 4*#	Touchdown
5.	J25	5	24	J49	50	Punt	5.	LA23	3	4	LA27	LA29	Punt
6.	J16	4	19	J35	J35	Punt	6.	LA12	5	22	LA34	LA34	Punt
7.	J22	3	5	J27	J27	Punt	7.	LA26	5	23	LA49	J46	Punt
8.	J18	3	1	J19	J19	Punt (blocked-TD)	8.	LA11	3	38	LA29	LA29	Fumble
9.	J40	7	24	LA36	LA36	Missed field goal	9.	LA25	8	28	J47	J40	Punt
10.	J25	6	28	LA47	LA47	Punt	10.	J45	3	-10	LA45	LA45	Punt
11.	J48	9	29	LA23	LA18*	Field goal	11.	LA32	12	57	J11	J10*	Field goal
12.	J15	10	54	LA31	LA28	Interception	12.	LA44	2	-2	LA43	LA44	End of game
13.	J19	3	7	J26	J26	Punt							
14.	J25	7	39	LA36	LA36	Missed field goal							

Week 7 – Oct. 22 at Indianapolis Colts

JAX	Start	Plys	Yds	End	Deep	Result	IND	Start	Plys	Yds	End	Deep	Result
1.	J25	12	75	EZ	I 1*#	Touchdown	1.	I25	5	4	I29	I29	Punt
2.	J30	4	70	EZ	I 5*#	Touchdown	2.	I23	8	29	J48	J38	Punt
3.	J 9	12	67	I24	I24	Field goal	3.	I18	3	8	I26	I26	Punt
4.	J19	8	66	I15	I15*	Field goal	4.	I25	6	19	I44	I44	Punt
5.	J15	5	60	I25	I25	Fumble	5.	I48	2	-8	I47	I48	End of half
6.	J14	5	41	J47	J47	Fumble	6.	I36	3	6	I42	I42	Punt
7.	J 9	6	91	EZ	J42	Touchdown	7.	I45	5	0	I45	J44	Punt
8.	J 6	3	8	J14	J14	Punt	8.	I25	9	69	J 6	J 6*	Failed 4 th down
9.	J30	3	9	J39	J39	Punt	9.	I25	3	-13	I12	I25	Punt
10.	J33	8	43	I24	I24	Failed 4 th down	10.	I15	14	52	J38	J38	Failed 4 th down
11.	J31	1	-1	J31	J31	End of game	11.	I23	9	46	J34	J34	Failed 4 th down

Week 9 – Nov. 5 vs. Cincinnati Bengals

JAX	Start	Plys	Yds	End	Deep	Result	CIN	Start	Plys	Yds	End	Deep	Result
1.	J25	10	50	C20	C20	Fumble	1.	C25	4	25	50	50	Punt
2.	J15	9	71	C14	C14*	Field goal	2.	C27	6	27	J46	J46	Punt
3.	J 4	15	96	EZ	C 3*#	Touchdown	3.	C20	5	80	EZ	J 7*#	Touchdown
4.	J25	11	37	C38	C38	Field goal	4.	C21	2	0	C22	C22	End of half
5.	J13	9	79	C 8	C 8*	Field goal	5.	C16	6	26	C42	J48	Punt
6.	J25	6	13	J38	J48	Punt	6.	C35	3	-15	C20	C35	Punt
7.	J32	6	21	C47	C47	Punt	7.	C10	3	1	C11	C11	Punt (ret.-TD)
8.	J30	15	63	C 6	C 1*#	Failed 4 th down	8.	C26	4	5	C31	C45	Punt
							9.	C15	3	0	C15	C15	Punt
							10.	C 7	1	-1	C 7	C 7	End of game

Underlined = last drive of half; * = Inside the 20; # = Goal-to-go; @ = Overtime possession

2017 DRIVE CHART

Week 10 – Nov. 12 vs. Los Angeles Chargers

JAX	Start	Plys	Yds	End	Deep	Result	LAC	Start	Plys	Yds	End	Deep	Result
1.	J20	5	40	LA40	LA40	Punt	1.	LA20	5	19	LA39	LA40	Punt
2.	J38	3	9	J47	J47	Punt	2.	LA 7	3	8	LA15	LA15	Punt
3.	J10	8	90	EZ	J44	Touchdown	3.	LA10	3	9	LA19	LA19	Punt
4.	J20	6	20	J40	J40	Punt	4.	LA19	10	45	J36	J36	Punt
5.	J28	3	-6	J22	J28	Punt	5.	LA20	3	0	LA20	LA20	Punt
6.	<u>J25</u>	2	8	J33	J33	End of half	6.	LA13	7	87	EZ	J28	Touchdown
7.	J25	3	2	J27	J27	Punt	7.	LA24	6	76	EZ	J20	Touchdown
8.	J25	5	40	LA35	LA35	Failed 4 th down	8.	LA35	5	10	LA45	LA45	Punt
9.	J16	11	84	EZ	LA 6*	Touchdown	9.	LA28	3	8	LA36	LA36	Punt
10.	J17	3	4	J21	J21	Punt	10.	LA23	7	45	J32	J32	Field goal
11.	J24	5	17	J41	J41	Punt	11.	LA34	3	9	LA43	LA43	Punt
12.	J21	4	18	J39	J44	Punt	12.	LA20	5	11	LA31	LA35	Punt
13.	J29	4	18	J47	J47	Interception	13.	LA42	1	-6	LA37	LA37	Fumble
14.	LA36	3	-1	LA37	LA22	Interception	14.	LA10	3	6	LA16	LA16	Punt
15.	<u>J48</u>	6	36	LA16	LA16*	Field goal	15.	<u>LA22</u>	1	-1	LA22	LA22	End of half
16.	J29	8	24	LA47	LA47	Punt@	16.	LA10	3	1	LA11	LA11	Interception@
17.	LA17	4	5	LA12	LA12*	Field goal@							

Week 11 – Nov. 19 at Cleveland Browns

JAX	Start	Plys	Yds	End	Deep	Result	CLE	Start	Plys	Yds	End	Deep	Result
1.	J10	7	24	J34	J41	Punt	1.	J48	3	3	J45	J42	Punt
2.	C33	4	33	EZ	C10*#	Touchdown	2.	C45	1	0	C45	C45	Interception
3.	J25	3	3	J28	J28	Punt	3.	C25	3	-3	C22	C32	Punt
4.	J33	8	47	C20	C20	Field goal	4.	C27	3	4	C31	C31	Punt
5.	J25	3	2	J27	J27	Punt	5.	C34	5	66	EZ	J27	Touchdown
6.	J19	6	29	J48	C49	Punt	6.	C40	3	0	C40	C40	Punt
7.	<u>J42</u>	13	35	C23	C22	Missed field goal	7.	C16	3	-1	C15	C16	Punt
8.	J25	3	7	J32	J32	Punt	8.	<u>C31</u>	1	-1	C31	C31	End of half
9.	J23	3	2	J25	J25	Punt (fumbled ret.)	9.	C26	6	17	C43	C43	Punt
10.	C31	3	2	C27	C27	Fumble	10.	C29	6	29	J42	J35	Punt
11.	J20	11	29	J49	C44	Punt	11.	C14	3	9	C23	C23	Punt
12.	J23	3	1	J24	J24	Punt	12.	C33	4	11	C44	C44	Interception
13.	J48	8	31	C21	C21	Field goal	13.	C22	7	34	J40	J40	Fumble
14.	J44	3	2	J46	J46	Punt	14.	C20	1	-20	C20	C20	Fumble (ret.-TD)
15.	J22	1	-1	J22	J22	End of game	15.	C42	6	36	J22	J22	Failed 4 th down

Underlined = last drive of half; * = Inside the 20; # = Goal-to-go; @ = Overtime possession

2017 JACKSONVILLE JAGUARS

REGULAR SEASON GAME-BY-GAME STATISTICS

Passing													
B.Bortles													
Date	Opponent	Att	Cmp	Yds	Cmp%	Yds/Att	TD	TD%	INT	INT%	LG	Sack/Lost	Rating
9/10	@ Houston	21	11	125	52.4	5.95	1	4.8	0	0.0	20	0/0	86.4
9/17	Tennessee	34	20	223	58.8	6.56	1	2.9	2	5.9	29	2/12	63.7
9/24	Baltimore	31	20	244	64.5	7.87	4	12.9	0	0.0	35	0/0	128.2
10/1	@ New York Jets	35	15	140	42.9	4.00	1	2.9	1	2.9	28	1/4	52.1
10/8	@ Pittsburgh	14	8	95	57.1	6.79	0	0.0	1	7.1	31	2/13	48.2
10/15	Los Angeles Rams	35	23	241	65.7	6.89	1	2.9	1	2.9	22t	5/21	83.2
10/22	@ Indianapolis	26	18	330	69.2	12.69	1	3.8	0	0.0	52	1/0	124.7
11/5	Cincinnati	38	24	259	63.2	6.82	1	2.6	0	0.0	37	0/0	91.9
11/12	Los Angeles Chargers	51	28	273	54.9	5.35	1	2.0	2	3.9	36	3/10	60.3
11/19	@ Cleveland	30	17	154	56.7	5.13	1	3.3	0	0.0	28	2/9	81.8
TOTALS		315	184	2084	58.4	6.62	12	3.8	7	2.2	52	16/69	81.8

Passing													
C.Henne													
Date	Opponent	Att	Cmp	Yds	Cmp%	Yds/Att	TD	TD%	INT	INT%	LG	Sack/Lost	Rating
9/10	@ Houston												
9/17	Tennessee												
9/24	Baltimore	2	0	0	0.0	0.00	0	0.0	0	0.0	0	0/0	39.6
10/1	@ New York Jets												
10/8	@ Pittsburgh												
10/15	Los Angeles Rams												
10/22	@ Indianapolis												
11/5	Cincinnati												
11/12	Los Angeles Chargers												
11/19	@ Cleveland	2	0	0	0.0	0.00	0	0.0	0	0.0	0	0/0	39.6
TOTALS		2	0	0	0.0	0.00	0	0.0	0	0.0	0	0/0	39.6

2017 JACKSONVILLE JAGUARS

REGULAR SEASON GAME-BY-GAME STATISTICS

M.Lee													
Passing													
Date	Opponent	Att	Cmp	Yds	Cmp%	Yds/Att	TD	TD%	INT	INT%	LG	Sack/Lost	Rating
9/10	@ Houston	0	0	0	0	0	0	0	0	0	--	0	0
9/17	Tennessee	0	0	0	0	0	0	0	0	0	--	0	0
9/24	Baltimore	0	0	0	0	0	0	0	0	0	--	0	0
10/1	@ New York Jets	0	0	0	0	0	0	0	0	0	--	0	0
10/8	@ Pittsburgh	0	0	0	0	0	0	0	0	0	--	0	0
10/15	Los Angeles Rams	0	0	0	0	0	0	0	0	0	--	0	0
10/22	@ Indianapolis	1	0	0	0.0	0.00	0	0.0	0	0.0	0	0/0	39.6
11/5	Cincinnati	0	0	0	0	0	0	0	0	0	--	0	0
11/12	Los Angeles Chargers	0	0	0	0	0	0	0	0	0	--	0	0
11/19	@ Cleveland	0	0	0	0	0	0	0	0	0	--	0	0
TOTALS		1	0	0	0.0	0.00	0	0.0	0	0.0	0	0/0	39.6

L.Fournette																	
Rushing																	
Date	Opponent	No	Yds	Avg	LG	TD	C.Ivory			B.Bortles							
							No	Yds	Avg	LG	TD	No	Yds	Avg	LG	TD	
9/10	@ Houston	26	100	3.8	17	1	9	42	4.7	17	0	3	13	4.3	15	0	
9/17	Tennessee	14	40	2.9	7	1	6	17	2.8	6	0	4	29	7.3	11	0	
9/24	Baltimore	17	59	3.5	15	1	6	17	2.8	9	0	3	18	6.0	9	0	
10/1	@ New York Jets	24	86	3.6	11	0	9	42	4.7	10	0	4	38	9.5	27	0	
10/8	@ Pittsburgh	28	181	6.5	90t	2	8	41	5.1	19	0	1	9	9.0	9	0	
10/15	Los Angeles Rams	21	130	6.2	75t	1	2	3	1.5	2	0	2	19	9.5	17	0	
10/22	@ Indianapolis	Inactive						17	47	2.8	8	1	4	11	2.8	5	0
11/5	Cincinnati	Inactive						20	70	3.5	14	0	5	20	4.0	7	0
11/12	Los Angeles Chargers	17	33	1.9	8	0	1	1	1.0	1	0	5	34	6.8	14	0	
11/19	@ Cleveland	28	111	4.0	29	0	6	6	1.0	2	0	4	4	1.0	3	0	
TOTALS		175	740	4.2	90t	6	84	286	3.4	19	1	35	195	5.6	27	0	

2017 JACKSONVILLE JAGUARS

REGULAR SEASON GAME-BY-GAME STATISTICS

Rushing		T. Yeldon				C. Grant				M. Lee						
Date	Opponent	No	Yds	Avg	LG	TD	No	Yds	Avg	LG	TD	No	Yds	Avg	LG	TD
9/10	@ Houston		Inactive				0	0	0	--	0	0	0	0	--	0
9/17	Tennessee		Inactive				1	13	13.0	13	0	0	0	0	--	0
9/24	Baltimore		Inactive				6	75	12.5	58	0	0	0	0	--	0
10/1	@ New York Jets		Inactive				2	9	4.5	5	0	0	0	0	--	0
10/8	@ Pittsburgh		Inactive				0	0	0	--	0	0	0	0	--	0
10/15	Los Angeles Rams		Inactive				0	0	0	--	0	1	17	17.0	17	0
10/22	@ Indianapolis	9	122	13.6	58t	1	6	8	1.3	7	0	0	0	0	--	0
11/5	Cincinnati	11	41	3.7	15	0	4	18	4.5	11	0	0	0	0	--	0
11/12	Los Angeles Chargers	3	11	3.7	8	0	1	56	56.0	56t	1	0	0	0	--	0
11/19	@ Cleveland	5	15	3.0	9	0	0	0	0	--	0	0	0	0	--	0
TOTALS		28	189	6.8	58t	1	20	179	9.0	58	1	1	17	17.0	17	0

Rushing		T. Bohanon				C. Henne					
Date	Opponent	No	Yds	Avg	LG	TD	No	Yds	Avg	LG	TD
9/10	@ Houston	1	0	0.0	0	0	Active, Did Not Play				
9/17	Tennessee	0	0	0	--	0	Active, Did Not Play				
9/24	Baltimore	0	0	0	--	0	3	-3	-1.0	-1	0
10/1	@ New York Jets	0	0	0	--	0	Active, Did Not Play				
10/8	@ Pittsburgh	0	0	0	--	0	Active, Did Not Play				
10/15	Los Angeles Rams	0	0	0	--	0	Active, Did Not Play				
10/22	@ Indianapolis	1	0	0.0	0	0	Active, Did Not Play				
11/5	Cincinnati	0	0	0	--	0	Active, Did Not Play				
11/12	Los Angeles Chargers	0	0	0	--	0	Active, Did Not Play				
11/19	@ Cleveland	1	3	3.0	3	0	Active, Did Not Play				
TOTALS		3	3	1.0	3	0	3	-3	-1.0	0	0

2017 JACKSONVILLE JAGUARS

REGULAR SEASON GAME-BY-GAME STATISTICS

Receiving		M.Lee				A.Hurns				C.Ivory									
Date	Opponent	Tar	Rec	Yds.	Avg.	LG	TD	Tar	Rec	Yds.	Avg.	LG	TD	Tar	Rec	Yds.	Avg.	LG	TD
9/10	@ Houston	4	0	0	0.0	0	0	4	3	42	14.0	20	0	2	1	11	11.0	11	0
9/17	Tennessee	12	7	76	10.9	19	0	7	6	82	13.7	20	1	4	3	31	10.3	29	0
9/24	Baltimore	7	4	65	16.3	35	0	3	3	20	6.7	9	1	2	2	25	12.5	14	0
10/1	@ New York Jets	3	2	18	9.0	10	0	10	4	42	10.5	15	0	3	1	2	2.0	2	0
10/8	@ Pittsburgh	4	2	49	24.5	31	0	3	2	21	10.5	18	0	0	0	0	0	0	0
10/15	Los Angeles Rams	10	5	83	16.6	21	0	3	3	37	12.3	18	0	10	9	74	8.2	22t	1
10/22	@ Indianapolis	6	4	72	18.0	45	0	8	5	101	20.2	50	0	0	0	0	0	0	0
11/5	Cincinnati	12	8	75	9.4	19	1	4	3	31	10.3	13	0	4	3	34	11.3	29	0
11/12	Los Angeles Chargers	11	6	55	9.2	19	1	9	7	70	10.0	19	0	2	1	-5	-5.0	-5	0
11/19	@ Cleveland	9	5	45	9.0	16	0	Inactive						0	0	0	0	0	0
TOTALS		78	43	538	12.5	45	2	51	36	446	12.4	50	2	27	20	172	8.6	29	1

Receiving		L.Fournette				K.Cole				M.Lewis									
Date	Opponent	Tar	Rec	Yds.	Avg.	LG	TD	Tar	Rec	Yds.	Avg.	LG	TD	Tar	Rec	Yds.	Avg.	LG	TD
9/10	@ Houston	3	3	24	8.0	12	0	2	0	0	0.0	0	0	2	0	0	0.0	0	0
9/17	Tennessee	5	2	21	10.5	11	0	3	2	13	6.5	11	0	2	0	0	0.0	0	0
9/24	Baltimore	4	3	21	7.0	10	0	4	1	13	13.0	13	0	5	4	62	15.5	30t	3
10/1	@ New York Jets	5	4	59	14.8	28	1	6	1	10	10.0	10	0	4	0	0	0.0	0	0
10/8	@ Pittsburgh	1	1	3	3.0	3	0	1	1	4	4.0	4	0	2	1	14	14.0	14	0
10/15	Los Angeles Rams	2	2	8	4.0	6	0	2	1	7	7.0	7	0	2	0	0	0.0	0	0
10/22	@ Indianapolis	Inactive						3	2	64	32.0	52	0	3	2	29	14.5	24	1
11/5	Cincinnati	Inactive						5	3	47	15.7	28	0	6	3	49	16.3	37	0
11/12	Los Angeles Chargers	4	2	13	6.5	8	0	8	3	61	20.3	36	0	5	2	29	14.5	21	0
11/19	@ Cleveland	3	2	7	3.5	9	0	6	3	24	8.0	11	0	2	2	26	13.0	16	1
TOTALS		27	19	156	8.2	28	1	40	17	243	14.3	52	0	33	14	209	14.9	37	5

2017 JACKSONVILLE JAGUARS

REGULAR SEASON GAME-BY-GAME STATISTICS

Receiving		T.Yeldon				J.O'Shaughnessy				T.Bohanon										
Date	Opponent	Tar	Rec	Yds.	Avg.	LG	TD	Tar	Rec	Yds.	Avg.	LG	TD	Tar	Rec	Yds.	Avg.	LG	TD	
9/10	@ Houston			Inactive				1	1	18	18.0	18	0	1	1	1	1.0	1t	1	
9/17	Tennessee			Inactive				0	0	0	0	0	0	0	0	0	0	0	0	0
9/24	Baltimore			Inactive				1	1	12	12.0	12	0	3	1	8	8.0	8	0	
10/1	@ New York Jets			Inactive				1	0	0	0.0	0	0	2	2	14	7.0	13	0	
10/8	@ Pittsburgh			Inactive				1	0	0	0.0	0	0	0	0	0	0	0	0	0
10/15	Los Angeles Rams			Inactive				3	2	11	5.5	9	0	2	0	0	0.0	0	0	0
10/22	@ Indianapolis			2	2	15	7.5	8	0	1	0	0	0	1	1	14	14.0	14	0	
11/5	Cincinnati			4	2	11	5.5	6	0	1	1	6	6.0	1	1	6	6.0	6	0	
11/12	Los Angeles Chargers			8	6	39	6.5	11	0	0	0	0	0	1	0	0	0.0	0	0	
11/19	@ Cleveland			2	1	5	5.0	5	0	1	1	12	12.0	0	0	0	0	0	0	
TOTALS		16	11	70	6.4	11	0	10	6	59	9.8	18	0	11	6	43	7.2	14	1	

Receiving		D.Westbrook				B.Koyack							
Date	Opponent	Tar	Rec	Yds.	Avg.	LG	TD	Tar	Rec	Yds.	Avg.	LG	TD
9/10	@ Houston			0	0	0	0	0	0	0	0	0	0
9/17	Tennessee			0	0	0	0	1	0	0	0.0	0	0
9/24	Baltimore			1	1	18	18.0	0	0	0	0	0	0
10/1	@ New York Jets			1	1	-5	-5.0	-5	0	0	0	0	0
10/8	@ Pittsburgh			1	0	0	0.0	0	0	0	0	0	0
10/15	Los Angeles Rams			0	0	0	0	1	1	21	21.0	21	0
10/22	@ Indianapolis			1	1	28	28.0	28	0	1	7	7.0	7
11/5	Cincinnati			0	0	0	0	0	0	0	0	0	0
11/12	Los Angeles Chargers			0	0	0	0	1	0	0	0.0	0	0
11/19	@ Cleveland			0	0	0	0	0	0	0	0	0	0
TOTALS		4	3	41	13.7	28	0	6	3	35	11.7	28	0

2017 JACKSONVILLE JAGUARS

REGULAR SEASON GAME-BY-GAME STATISTICS

Receiving		A.Benn				A.Robinson				J.Mickens			
Date	Opponent	Tar	Rec	Yds.	Avg.	LG	TD	Tar	Rec	Yds.	Avg.	LG	TD
9/10	@ Houston	1	1	12	12.0	12	0	1	1	17	17.0	17	0
9/17	Tennessee	0	0	0	0	0	0	Not on Team		Not on Team		Not on Team	
9/24	Baltimore	0	0	0	0	0	0	Not on Team		Not on Team		Not on Team	
10/1	@ New York Jets	0	0	0	0	0	0	Not on Team		Not on Team		Not on Team	
10/8	@ Pittsburgh	0	0	0	0	0	0	Not on Team		Not on Team		Not on Team	
10/15	Los Angeles Rams	0	0	0	0	0	0	Not on Team		Not on Team		Not on Team	
10/22	@ Indianapolis	1	0	0	0.0	0	0	Not on Team		Not on Team		0	0
11/5	Cincinnati	0	0	0	0	0	0	Not on Team		Not on Team		0	0
11/12	Los Angeles Chargers	0	0	0	0	0	0	Not on Team		Not on Team		2	1
11/19	@ Cleveland	Not on Team						Not on Team		Not on Team		11	11.0
TOTALS		2	1	12	12.0	12	0	1	1	17	17.0	17	0

Receiving		M.McCaffrey					
Date	Opponent	Tar	Rec	Yds.	Avg.	LG	TD
9/10	@ Houston	Not on Team					
9/17	Tennessee	0	0	0	0	0	0
9/24	Baltimore	0	0	0	0	0	0
10/1	@ New York Jets	0	0	0	0	0	0
10/8	@ Pittsburgh	1	1	4	4.0	4	0
10/15	Los Angeles Rams	0	0	0	0	0	0
10/22	@ Indianapolis	Not on Team					
11/5	Cincinnati	Not on Team					
11/12	Los Angeles Chargers	Not on Team					
11/19	@ Cleveland	Not on Team					
TOTALS		1	1	4	4.0	4	0

2017 JACKSONVILLE JAGUARS

REGULAR SEASON GAME-BY-GAME STATISTICS

Punt Returns		J. Mickens					M. Lee						
Date	Opponent	No.	Yds.	Avg.	LG	FC	TD	No.	Yds.	Avg.	LG	FC	TD
9/10	@ Houston							1	7	7.0	7	3	0
9/17	Tennessee							1	4	4.0	4	0	0
9/24	Baltimore							2	2	1.0	2	1	0
10/1	@ New York Jets							1	0	0.0	0	2	0
10/8	@ Pittsburgh							0	0	0	0	0	0
10/15	Los Angeles Rams							0	0	0	0	0	0
10/22	@ Indianapolis	0	0	0.0	0	6	0	0	0	0	0	0	0
11/5	Cincinnati	3	82	27.3	63t	1	1	0	0	0	0	0	0
11/12	Los Angeles Chargers	7	30	4.3	14	1	0	0	0	0	0	0	0
11/19	@ Cleveland	4	38	9.5	12	1	0	0	0	0	0	0	0
TOTALS		14	150	10.7	63t	9	1	5	13	2.6	7	6	0

Punt Returns		M. McCaffrey					C. Grant						
Date	Opponent	No.	Yds.	Avg.	LG	FC	TD	No.	Yds.	Avg.	LG	FC	TD
9/10	@ Houston							0	0	0	0	0	0
9/17	Tennessee	0	0	0	0	0	0	0	0	0	0	0	0
9/24	Baltimore	0	0	0	0	0	0	0	0	0	0	0	0
10/1	@ New York Jets	0	0	0	0	0	0	0	0	0	0	0	0
10/8	@ Pittsburgh	0	0	0.0	0	1	0	0	0	0	0	0	0
10/15	Los Angeles Rams	1	0	0.0	0	3	0	0	0	0	0	0	0
10/22	@ Indianapolis							0	0	0	0	0	0
11/5	Cincinnati							0	6	0.0	6	0	0
11/12	Los Angeles Chargers							0	0	0	0	0	0
11/19	@ Cleveland							0	0	0	0	0	0
TOTALS		1	0	0.0	0	4	0	0	6	0.0	6	0	0

2017 JACKSONVILLE JAGUARS

REGULAR SEASON GAME-BY-GAME STATISTICS

Punt Returns		K.Cole					
Date	Opponent	No.	Yds.	Avg.	LG	FC	TD
9/10	@ Houston	0	0	0	0	0	0
9/17	Tennessee	0	0	0	0	0	0
9/24	Baltimore	0	0	0	0	0	0
10/1	@ New York Jets	0	0	0.0	0	1	0
10/8	@ Pittsburgh	0	0	0	0	0	0
10/15	Los Angeles Rams	0	0	0	0	0	0
10/22	@ Indianapolis	0	0	0	0	0	0
11/5	Cincinnati	0	0	0	0	0	0
11/12	Los Angeles Chargers	0	0	0	0	0	0
11/19	@ Cleveland	0	0	0	0	0	0
TOTALS		0	0	0.0	0	1	0

KO Returns		C.Grant					K.Cole						
Date	Opponent	No.	Yds.	Avg.	LG	FC	TD	No.	Yds.	Avg.	LG	FC	TD
9/10	@ Houston	0	0	0	0	0	0	0	0	0	0	0	0
9/17	Tennessee	3	74	24.7	28	0	0	1	14	14.0	14	0	0
9/24	Baltimore	0	0	0	0	0	0	1	12	12.0	12	0	0
10/1	@ New York Jets	1	20	20.0	20	0	0	0	0	0	0	0	0
10/8	@ Pittsburgh	0	0	0	0	0	0	0	0	0	0	0	0
10/15	Los Angeles Rams	0	0	0	0	0	0	0	0	0	0	0	0
10/22	@ Indianapolis	0	0	0	0	0	0	0	0	0	0	0	0
11/5	Cincinnati	1	29	29.0	29	0	0	0	0	0	0	0	0
11/12	Los Angeles Chargers	2	51	25.5	28	0	0	0	0	0	0	0	0
11/19	@ Cleveland	0	0	0	0	0	0	0	0	0	0	0	0
TOTALS		7	174	24.9	29	0	0	2	26	13.0	14	0	0

2017 JACKSONVILLE JAGUARS

REGULAR SEASON GAME-BY-GAME STATISTICS

KO Returns		T.Bohanon					
Date	Opponent	No.	Yds.	Avg.	LG	FC	TD
9/10	@ Houston	0	0	0	0	0	0
9/17	Tennessee	0	0	0	0	0	0
9/24	Baltimore	0	0	0	0	0	0
10/1	@ New York Jets	0	0	0	0	0	0
10/8	@ Pittsburgh	1	14	14.0	14	0	0
10/15	Los Angeles Rams	0	0	0	0	0	0
10/22	@ Indianapolis	0	0	0	0	0	0
11/5	Cincinnati	0	0	0	0	0	0
11/12	Los Angeles Chargers	0	0	0	0	0	0
11/19	@ Cleveland	0	0	0	0	0	0
TOTALS		1	14	14.0	14	0	0

Punting		B.Nortman						
Date	Opponent	No.	Yds.	Avg.	TB	In20	LG	Net
9/10	@ Houston	4	187	46.8	1	0	61	36.5
9/17	Tennessee	5	246	49.2	0	1	59	38.2
9/24	Baltimore	3	150	50.0	0	1	60	50.0
10/1	@ New York Jets	8	361	45.1	0	5	61	44.3
10/8	@ Pittsburgh	5	190	38.0	0	3	42	38.0
10/15	Los Angeles Rams	7	274	39.1	0	2	53	32.1
10/22	@ Indianapolis	2	107	53.5	0	1	61	53.5
11/5	Cincinnati	2	94	47.0	1	1	62	37.0
11/12	Los Angeles Chargers	9	431	47.9	2	3	61	42.3
11/19	@ Cleveland	9	354	39.3	1	2	54	36.1
TOTALS		54	2394	44.3	5	19	62	39.5

2017 JACKSONVILLE JAGUARS

REGULAR SEASON GAME-BY-GAME STATISTICS

Placekicking		J.Lambo								
Date	Opponent	KO	KO Yds	TB	XP Att	XP	FG Att	FG	Long	Points
9/10	@ Houston					Not on Team				
9/17	Tennessee					Not on Team				
9/24	Baltimore					Not on Team				
10/1	@ New York Jets					Not on Team				
10/8	@ Pittsburgh					Not on Team				
10/15	Los Angeles Rams					Not on Team				
10/22	@ Indianapolis	6	388	3	3	3	2	2	42	9
11/5	Cincinnati	6	368	0	2	2	3	3	56	11
11/12	Los Angeles Chargers	4	231	0	1	0	2	2	34	6
11/19	@ Cleveland	5	269	1	1	1	3	2	39	7
TOTALS		21	1256	4	7	6	10	9	56	33

Placekicking		J.Myers								
Date	Opponent	KO	KO Yds	TB	XP Att	XP	FG Att	FG	Long	Points
9/10	@ Houston	7	458	6	3	2	4	3	42	11
9/17	Tennessee	4	187	2	1	1	1	1	43	4
9/24	Baltimore	9	530	8	5	5	3	3	45	14
10/1	@ New York Jets	5	326	4	2	2	3	2	30	8
10/8	@ Pittsburgh	6	356	4	4	3	1	1	47	6
10/15	Los Angeles Rams	4	260	2	2	2	3	1	41	5
10/22	@ Indianapolis					Not on Team				
11/5	Cincinnati					Not on Team				
11/12	Los Angeles Chargers					Not on Team				
11/19	@ Cleveland					Not on Team				
TOTALS		35	2117	26	17	15	15	11	47	48



PLAYER BIOS

REGULAR SEASON WEEK 12 AT ARIZONA CARDINALS

ELI ANKOU

[54]

ELI ANKOU

DEFENSIVE LINEMAN

6-3 325 LBS

UCLA

BORN JUNE 8, 1994

OTTAWA, ONTARIO, CANADA

ACQ: WAIVERS (HOUSTON) 2017

EXP: ROOKIE



TRANSACTIONS

Originally signed by Houston as an undrafted free agent on 5/12/17 ... Waived by Houston on 9/2/17 ... Signed by Jacksonville on 9/3/17

PRO (Games played/started - 8/0)

Spent offseason program and training camp with the Houston Texans before being claimed off waivers by Jacksonville

2017 (w/ JAX - 8/0)

- **9/10 at HOU:** Saw action at DT and recorded one solo tackle
- **9/17 vs. TEN:** Recorded two solo tackles
- **9/24 vs. BAL:** Recorded two solo tackles
- **10/1 at NYJ:** Assisted on one tackle
- **10/8 at PIT:** Totaled four tackles (one solo)
- **10/15 vs LAR:** Recorded one solo tackle
- **10/22 at IND:** Assisted on two tackles and recorded his first career half-sack
- **11/5 vs. CIN:** Saw action at DT and on special teams
- **11/12 vs. LAC:** Inactive
- **11/19 at CLE:** Inactive

COLLEGE (at UCLA, 2012-16)

- Appeared in 38 games with 19 starts
- Totaled 91 tackles (49 solo), 1.5 sacks, eight tackles for a loss, three passes defensed and one fumble recovery in his college career

PERSONAL

- Attended Red Lion Christian Academy (Bear, Del.)

REGULAR SEASON CAREER STATISTICS

YEAR	TEAM	GP/GS	TKL	SOLO	ASST	ST	SACKS	FF	FR	PD	TFL
2017	JAX	8/0	13	7	6	0	0.5	0	0	0	0
NFL totals: 1 yr.		8/0	13	7	6	0	0.5	0	0	0	0

2017 GAME-BY-GAME STATISTICS

DATE	OPP	TKL	SOLO	ASST	ST	SACKS	FF	FR	PD	TFL	
09/10	at Houston	1	1	0	0	0.0	0	0	0	0	
09/17	vs. Tennessee	2	2	0	0	0.0	0	0	0	0	
09/24	vs. Baltimore	2	2	0	0	0.0	0	0	0	0	
10/01	at New York Jets	1	0	1	0	0.0	0	0	0	0	
10/08	at Pittsburgh	4	1	3	0	0.0	0	0	0	0	
10/15	vs. LA Rams	1	1	0	0	0.0	0	0	0	0	
10/22	at Indianapolis	2	0	2	0	0.5	0	0	0	0	
BYE WEEK											
11/05	vs. Cincinnati	0	0	0	0	0.0	0	0	0	0	
11/12	vs. LA Chargers					Inactive					
11/19	at Cleveland					Inactive					
11/26	at Arizona										
12/03	vs. Indianapolis										
12/10	vs. Seattle										
12/17	vs. Houston										
12/24	at San Francisco										
12/31	at Tennessee										
2017 totals:		13	7	6	0	0.5	0	0	0	0	

TOMMY BOHANON

40 TOMMY BOHANON

FULLBACK

6-1 246 LBS


WAKE FOREST

BORN SEPTEMBER 10, 1990

FORT MYERS, FLORIDA

ACQ: FREE AGENT 2017

EXP: 4TH YEAR



TRANSACTIONS

Originally drafted in the seventh round (215th overall) by the N.Y. Jets in 2013 ... Released on 9/3/16 ... Signed by Jacksonville on 4/17/17

PRO (Games played/started - 46/20)

• Has played in 42 games with 19 starts over three seasons with the N.Y. Jets (2013-15) and Jacksonville

2017 (w/ JAX - 10/6)

- **9/10 at HOU:** Started at FB and recorded one rush for zero yards and one reception for one yard and one TD ... Helped pave the way for the team to rush for 155 yards
- **9/17 vs. TEN:** Started at FB
- **9/24 vs. BAL:** Recorded one reception for eight yards
- **10/1 at NYJ:** Started at FB and recorded two receptions for 14 yards
- **10/8 at PIT:** Started at FB and saw action on special teams
- **10/15 vs LAR:** Started at FB and saw action on special teams
- **10/22 at IND:** Recorded one reception for 14 yards
- **11/5 vs. CIN:** Recorded one reception for six yards
- **11/12 vs. LAC:** Saw action at FB and on special teams ... Filled in for LS **Matt Overton** as the team's long snapper on punts in the second half
- **11/19 at CLE:** Started at FB and rushed for three yards on one carry

2015 (w/ NYJ - 16/4)

- Played in all 16 games with four starts
- Tallied two rushes for two yards and four receptions for 56 yards (14.0 rec. avg.)
- Added eight special teams tackles

2014 (w/ NYJ - 4/2)

- Saw action in four games with two starts
- Totaled one rushing attempt for three yards and two receptions for 30 yards

2013 (w/ NYJ - 16/4)

- Played in all 16 games with eight starts during his rookie season
- Tallied 17 rushes for 62 yards and 11 receptions for 69 yards

COLLEGE (at Wake Forest, 2009-12)

- In four seasons as a Deamon Deacon, started 22 of 49 games and rushed for 160 yards on 50 carries with three TDs
- Also caught 51 passes for 405 yards (7.9 rec. avg.) and seven TDs
- As a senior, started all 12 games and caught 23 passes for 208 yards (9.0 rec. avg.) with five TDs

PERSONAL

- Three-time All-District, All-Conference and All-Area performer accumulated more than 1,500 yards and 18 TDs during his career at North Fort Myers (Fla.) High School
- Named team MVP as a senior, after rushing 50 times for 193 yards and four TDs
- Also lettered in track and baseball
- Played in college with Jaguars Special Assistant to the General Manager **John Idzik's** son, Brad Idzik

REGULAR SEASON CAREER STATISTICS

YEAR	TEAM	GP/GS	NO	RUSHING				RECEIVING				
				YDS	AVG	LG	TD	NO	YDS	AVG	LG	TD
2013	NYJ	16/8	17	62	3.6	8	0	11	69	6.3	21	0
2014	NYJ	4/2	1	3	3.0	3	0	2	30	15.0	16	0
2015	NYJ	16/4	2	2	2.0	2	0	4	56	14.0	23	0
2017	JAX	10/6	3	3	1.0	3	0	6	43	7.2	14	1
NFL totals: 3 yrs. 46/20			23	70	3.0	8	0	25	184	7.4	23	1

2017 GAME-BY-GAME STATISTICS

DATE	GAME	RUSHING					RECEIVING				
		NO	YDS	AVG	LG	TD	NO	YDS	AVG	LG	TD
09/10	at Houston	1	0	0.0	0	0	1	1	1.0	1	1
09/17	vs. Tennessee	0	0	0.0	-	0	0	0	0.0	-	0
09/24	vs. Baltimore	0	0	0.0	-	0	1	8	8.0	8	0
10/01	at New York Jets	0	0	0.0	-	0	2	14	7.0	13	0
10/08	at Pittsburgh	0	0	0.0	-	0	0	0	0.0	-	0
10/15	vs. LA Rams	0	0	0.0	-	0	0	0	0.0	-	0
10/22	at Indianapolis	1	0	0.0	0	0	1	14	14.0	14	0
BYE WEEK											
11/05	vs. Cincinnati	0	0	0.0	-	0	1	6	6.0	6	0
11/12	vs. LA Chargers	0	0	0.0	-	0	0	0	0.0	-	0
11/19	at Cleveland	1	3	3.0	3	0	0	0	0.0	-	0
11/26	at Arizona										
12/03	vs. Indianapolis										
12/10	vs. Seattle										
12/17	vs. Houston										
12/24	at San Francisco										
12/31	at Tennessee										
2017 totals:		3	3	1.0	0	0	6	43	7.2	14	1

Additional Statistics: one special teams tackle

BLAKE BORTLES

5

BLAKE BORTLES

QUARTERBACK

6-5 236 LBS


CENTRAL FLORIDA

BORN APRIL 28, 1992

OVIDO, FLORIDA

ACQ: 1ST ROUND OF 2014 DRAFT (3RD)

EXP: 4TH YEAR



TRANSACTIONS

Originally drafted by Jacksonville in the first round (3rd overall) of the 2014 draft

PRO (Games played/started - 56/55)

- Ranks third in career passing yards (13,325), pass attempts (2,021), pass completions (1,187) and passing touchdowns (81) in franchise history
- The first player in franchise history to have multiple games with four-plus passing TDs (four games)

2017 (w/ JAX - 10/10)

- **9/10 at HOU:** Started at QB and threw for 125 yards on 11-21 passing with one TD ... Completed his third consecutive contest with at least one TD and zero INTs dating back to Week 16 of the 2016 season ... Rushed three times for 13 yards
- **9/17 vs. TEN:** Completed 20-of-34 passes (58.8 comp. pct.) for 223 yards, one TD and two interceptions and added four rushes for 29 yards
- **9/24 vs. BAL:** Completed 20-of-31 passes for 244 yards, four TDs and rushed for 18 yards on three carries
- **10/1 at NYJ:** Completed 15-of-35 passes for 140 yards, one TD, one INT and rushed for 38 yards on four carries
- **10/8 at PIT:** Completed 8-of-14 passes for 95 yards and one INT
- **10/15 vs. LAR:** Completed 23-of-35 passes for 241 yards, one TD and one INT
- **10/22 at IND:** Completed 18-of-26 passes (69.2 comp pct.) for 330 yards and one TD ... Threw for a career high 282 yards in the first half ... Finished game with 124.7 QB rating
- **11/5 vs. CIN:** Completed 24-of-38 passes (63.2 comp pct.) for 259 yards and one TD and rushed for 20 yards on five carries
- **11/12 vs. LAC:** Completed 29-of-51 passes for 273 yards, one TD, two INTs and rushed for 34 yards on five carries ... Led an 11-play, 84 yard drive (all passes) that concluded with a WR **Marqise Lee** TD to tie the game in the third quarter
- **11/19 at CLE:** Completed 17-of-30 passes for 154 yards, one TD and rushed for four yards on four carries

2016 (w/ JAX - 16/16)

Completed 368 of 625 passes, both being single-season franchise records, for 3,905 yards, 23 TDs and 16 INTs for a 78.8 passer rating ... Marked his second consecutive season with more than 3,500 passing yards and 20 TDs, the first player in franchise history to achieve this feat ... Threw his 1,000th career completion against Indianapolis in Week 17 to become the sixth-fastest player in NFL history ... Was one of two players (ATL's **Matt Ryan**) in the league responsible for a TD (passing/rushing/receiving) in every game

- **9/11 vs. G.B.:** Completed 24-of-39 passes (61.5 comp. pct.) for 320 yards, one TD and one INT for an 85.4 passer rating ... His 187 first-half passing yards were most for his career ... His 320 yards are the most by a Jaguars QB on kickoff weekend in franchise history
- **9/18 at S.D.:** Completed 31-of-50 passes (62.0 comp. pct.) for 329 yards, two TDs and two INTs for a 77.8 passer rating
- **9/25 vs. BAL:** Completed 24-of-38 passes (63.2 comp. pct.) for 194 yards, two TDs and three INTs for a 60.6 passer rating ... Eclipsed 50 career passing TDs in his 33rd career game, becoming the fastest Jaguars QB to 50 career passing TDs, surpassing the previous mark set by **Mark Brunell** (41 games)
- **10/2 vs. IND:** Completed 19-of-33 passes (57.6 comp. pct.) for 207 yards and two TDs ... Posted a season-best 96.4 passer rating ... Rushed seven times for 36 yards and his third career rushing TD
- **10/16 at CHI:** Completed 20 of 33 passes (60.6 comp. pct.) for 271 yards, one TD and one INT for an 84.3 passer rating ... Trailing 16-10 with 3:18 remaining in the fourth quarter, Bortles engineered a four-play, 78-yard drive that culminated in a 51-yard TD pass to WR **Arrelious Benn** with 2:58 remaining ... The victory marked Bortles' fifth come-from-behind fourth-quarter victory
- **10/23 vs. OAK:** Accounted for 279 yards of offense, completing 23 of 42 passes (53.5 comp. pct.) for 246 yards, one TD and two INTs for a 58.9 passer rating, as well as rushing for 33 yards on five carries
- **10/27 at TEN:** Completed 33-for-54 passes (61.1 comp. pct.) for 337 yards and three TDs for a 97.5 passer rating
- **11/6 at K.C.:** Completed 22-for-41 passes (53.7 comp. pct.) for 252 yards, two TDs and one INT
- **11/13 vs. HOU:** Completed 32-of-49 passes (65.3 comp. pct.) for 265 yards, two TDs and one INT for an 84.1 passer rating
- **11/20 at DET:** Completed 22-of-35 passes (62.9 comp. pct.) for 202 yards, two TDs and two INTs

- **11/27 at BUF:** Completed 13-of-26 passes (50.0 comp. pct.) for 126 yards and two TDs ... Ran for a career-high, team-high 81 yards
- **12/4 vs. DEN:** Completed 19-of-42 passes (45.2 comp. pct.) for 181 yards and two INTs ... Rushed two times for 29 yards, including a 22-yard TD run
- **12/11 vs. MIN:** Completed 23-of-37 passes (62.2 comp. pct.) for 257 yards and one TD for a 91.8 passer rating ... Rushed three times for 13 yards
- **12/18 at HOU:** Completed 12-of-28 passes for 92 yards and one INT ... Rushed two times for one TD
- **12/24 vs. TEN:** Completed 26-of-38 passes for 325 yards and one TD ... His 103.5 passer rating was a season-high and his best mark since he posted a 124.5 passer rating at New Orleans on Dec. 27, 2015 ... Also had a receiving TD on a throw-back pass from WR **Marqise Lee**, becoming the first player in NFL history to record 300-plus passing yards and at least one receiving TD
- **1/1 at IND:** Completed 25-of-39 passes for 301 yards, one touchdown and posted a 96.2 passer rating ... Threw for 300+ yards in back-to-back games for the second time this season and for the fourth time in his career

2015 (w/ JAX - 16/16)

Completed 355 of 606 passes (58.6 comp. pct.) for 4,428, 35 TDs and 18 INTs for an 88.2 passer rating ... Set single-season franchise records for yards, completions, attempts and touchdowns ... Threw a TD in 15 straight games from 9/13/15 to 12/27/15, the longest streak in franchise history ... Threw for the NFL's second-most passing TDs (35) in 2015, behind only New England's **Tom Brady** ... Joins **Dan Marino** (1984) as the only first- or second-year QBs in NFL history to throw for 4,400-plus yards and 35-plus TDs in a single season ... Became the youngest QB in NFL history to throw for 4,000-plus yards and 35-plus TDs and rush for 300-plus yards in a season. ... The only other players in NFL history to achieve the feat are **Daunte Culpepper** (2004) and **Steve Young** (1998) ... Finished the season with 72 completions of 20-plus yards, the most in the NFL and the most in a season in Jaguars history (the previous record for completions of 20-plus yards by a Jaguars QB was 44, set by **Mark Brunell** in 1997 and 2001 and **David Garrard** in 2004) ... Threw for 300-plus yards on six occasions in 2015, tied for the most 300-yard passing games by a Jaguars QB in a single season ... Youngest QB in NFL history to throw for at least 25 TDs and rush for at least one TD in a single season

- **9/13 vs. CAR:** Became the second QB in franchise history to start on opening day before turning 24 years old ... Completed 22-of-40 for 183 yards and 1 TD, while also rushing four times for 26 yards (6.5 rush avg.) ... Surpassed 3,000 career passing yards on a 6-yard TD completion to **Rashad Greene** in the second quarter ... His 22 completions are tied for the seventh-most in a season opener in franchise history
- **9/20 vs. MIA:** Completed 18-of-33 for 273 yards and two TDs ... Captained his second career fourth-quarter game-winning drive, marching the Jaguars 66 yards on nine plays to set up K **Jason Myers'** game-winning 28-yard FG with :40 left
- **10/4 at IND:** Completed 28-of-50 passes (56.0 comp. pct.) for 298 yards and one TD for an 80.2 passer rating ... The 50 pass attempts by Bortles were the most of his career and the fifth-most in franchise history ... Joins **Byron Leftwich** (54), **Mark Brunell** (52, 50) and **Chad Henne** (51, 51) as the only players in Jaguars history to register 50-plus pass attempts in a single game
- **10/11 at T.B.:** Completed 23-of-33 passes (69.7 comp. pct.) for 303 yards, four TDs and one INT ... First time in Bortles' 19-game career that he threw three or more touchdowns ... Bortles joins **Mark Brunell** (11/29/98), **David Garrard** (10/31/10), **Quinn Gray** (12/30/07) and **Chad Henne** (11/18/12) as the only Jaguars quarterbacks to throw for four touchdowns in a single game
- **10/18 vs. HOU:** Completed 30-of-53 passes for 331 yards, three TDs and three INTs ... His 53 pass attempts were the second-most in franchise history and most since **Byron Leftwich** recorded 54 on 10/10/04 at San Diego ... Has thrown for 300+ yards in back-to-back games for the first time in his career
- **10/25 vs. BUF:** Completed 13-of-29 passes for 182 yards, 2 TDs and one INT ... Threw a 31-yard game-winning touchdown pass to WR **Allen Hurns** with 2:25 remaining in the fourth quarter
- **11/8 at NYJ:** Completed 24 of 40 passes for a career-high 381 yards, two TDs and two INTs ... 381 passing yards were fourth-most in franchise history ... Joins **Mark Brunell** as the only QBs in franchise history to throw for 375-plus yards in a single game ... Has thrown for two-plus touchdowns in four consecutive games, tying the franchise record for most consecutive games with two-plus passing TDs (**Chad Henne** in 2013 and **David Garrard** in 2007)
- **11/19 vs. TEN:** Completed 21 of 30 passes for 242 yards, one TD and one INT for a 91.2 passer rating ... His fourth-quarter TD pass to **Julius Thomas** was his 20th of the season, placing him with **David Garrard** (23 in 2010) and **Mark Brunell** (20 in 1998 and 2000) as the only QBs in Jaguars history to throw for 20-plus TD passes in a season
- **11/29 vs. S.D.:** Completed 30-of-49 passes for 329 yards, two TDs and one INT ... The fourth game with at least 300 passing yards and two passing TDs in 2015, the most such games ever in Jaguars single-season history
- **12/6 at TEN:** Completed 24-of-36 passes for 322 yards and a career-high five TDs ... Became the youngest player in NFL history to throw for 320-plus yards, five-plus TDs and zero INTs in a single game ... His five TDs is the most by a Jaguars QB in a single game ... Joins **Dan Marino** (22, 1984) and **Matthew Stafford** (23, 2011) as the only QBs age 23-or-younger in NFL history to throw for 27 or more TDs through the first 12 games of the season ... Tallied a career-high 134.5 passer rating
- **12/13 vs. IND:** Completed 16 of 30 passes (58.3 completion pct.) for 250 yards

BLAKE BORTLES

and three TDs for a 114.6 passer rating ... Joins Dan Marino (36, 1984) and Kurt Warner (34, 1999) as the only first- or second-year QBs to throw for 30-plus passing TDs through 13 games in a season ... Bortles (23) and Marino (22) are the only players age 23-or-younger to throw for 30-plus TDs through 13 games in a season ... Bortles' fourth career game with a passer rating of 100-plus and his fourth career game with three-plus passing TDs ... Has become the first player in Jaguars history to throw for three-plus TDs and zero INTs in back-to-back games

- **12/27 at N.O.:** Completed 27-of-35 passes (77.1 comp. percentage) for 368 yards, four TDs and two INTs for a passer rating of 124.5, his third highest of the season ... Bortles' 77.1 comp. percentage was the second-highest in his NFL career ... In the second half, completed 18-of-21 passes (85.7 comp. percentage) for 288 yards, three TDs and zero INTs for a perfect 158.3 passer rating

2014 (w/ JAX - 14/13)

Set franchise single-season records for a rookie with 2,908 passing yards and 280 completions while throwing for 11 TDs ... Led all NFL QBs with a 7.48 average per rush, rushing 56 times for 419 yards ... Marked the highest single-season rushing average by a QB in team history and his 419 rushing yards were second-most in team history (480, **Mark Brunell**, 1995) ... Finished with 37 completions of 20-plus yards ... Became 16th QB in Jaguars history to start a game and was one of seven rookie QBs to make their NFL debut in 2014 ... Took over as the team's starting QB in Week 4 and started the final 13 games ... Was 280 of 475 passing for 2,908 yards with 11 TDs/17 INTs and 69.5 rating ... Had 21 completions of 25-plus yards ... Rushed for 419 yards on 56 carries (7.48 avg.), the highest average by a NFL QB and second-most rushing yards by a Jaguars QB in a season

- **9/7 at PHI:** Dressed but did not play in season-opener
- **9/14 at WAS:** Dressed but did not play
- **9/21 vs. IND:** Made his NFL debut after he was inserted into the lineup to start the second half and finished 14 of 24 passing for 223 yards with two TDs/two INTs for an 82.5 passer rating ... Had four completions of 20-plus yards including a 63-yard TD pass to **Allen Hurns** ... Also had 30 rushing yards including 20-yard rush ... Engineered the offense to 289 yards in the second half after the club managed only 55 yards in the first half
- **9/28 at SD:** Made first career start and totaled 29 of 37 passing for 254 yards with one TD and two INTs for an 81.7 passer rating ... Completed 78.4 percent of his passes, the highest in NFL history for a rookie quarterback in his first career start with a minimum 30 attempts ... Hooked up with TE **Nic Jacobs** for a two-yard score in the second quarter ... Had five carries for 24 yards ... His 29 completions set single-game franchise record by a rookie and his completions, attempts and yards were most by a Jaguars rookie QB in first career start
- **10/5 vs. PIT:** Started at QB for first time at home and was 22 of 36 passing for 191 yards with two INTs for a 52.0 rating
- **10/12 at TEN:** Threw for 336 yards and one TD on 32 of 46 passing (69.6 pct.), tying **Byron Leftwich** (10/5/03 vs. San Diego) for most passing yards by a rookie in team history ... His 46 attempts and 32 completions were the most in franchise history by a rookie ... Had a 59-yard completion to TE **Clay Harbor** and hooked up with Harbor for a 20-yard TD pass in the fourth quarter ... Marked first AFC South start ... Led team in rushing with five carries for 38 yards
- **10/19 vs. CLE:** Was 17 of 31 passing for 159 yards with one TD and 3 INTs ... Had 31-yard TD pass to WR **Allen Robinson** in the second quarter ... Added five carries for 37 yards with a long of 18 yards. Had four completions of 20-plus yards
- **10/26 vs. MIA:** Threw for 221 yards and one TD on 18 of 34 passing ... Had two INTs, both returned for scores ... Hooked up with **Allen Robinson** for a 48-yard TD in the fourth quarter
- **11/2 at CIN:** Posted a career-best 96.4 rating on 22 of 33 passing (66.7 pct.) with two TDs and one INT ... Had TD passes to **Allen Hurns** of 40 and 18 yards
- **11/9 vs. DAL:** Completed 22 of 37 passes for 290 yards with one INT for a 73.0 rating ... Had four completions of 20-plus yards including a 53-yard pass to WR **Cecil Shorts**
- **11/23 at IND:** Threw for 146 yards on 15 of 27 passing
- **11/30 vs. NYG:** Completed 21 of 35 passes for 194 yards with one TD for an 84.7 rating ... Had first career fourth-quarter comeback win, leading team on a 11-play, 70-yard drive that culminated with a **Josh Scobee** FG ... Had a 30-yard TD pass to **Marqise Lee** in the third quarter and finished with four completions of 20-plus yards ... Added a career-high 68 rushing yards on five carries including a 29-yard rush ... Became only the third starting rookie quarterback to lead his team to a comeback win of 21 or more points since at least 1970
- **12/7 vs. HOU:** Was 20 of 39 passing for 205 yards with one TD for a 64.6 rating ... Had a four-yard TD pass to **Allen Hurns** in the first quarter, his first career TD pass in the first quarter ... Had three completions of 20-plus yards
- **12/14 at BAL:** Had three completions of 20-plus yards and finished 21 of 37 passing for 210 yards with one INT for a 61.8 rating
- **12/18 vs. TEN:** Earned first career division win, throwing for 115 yards and one TD ... Had a 34-yard completion to **Marqise Lee** in the third quarter ... Had five carries for 50 yards with runs of 19, 15 and 13 yards
- **12/28 at HOU:** Threw for 117 yards in season-finale on 14 of 33 passing and led team with 61 yards on three carries (20.3 avg.) ... Had a 34-yard rush in the fourth quarter, his longest rush of his career ... Set single-season franchise-record for passing yards by a rookie with 2,908

COLLEGE (at Central Florida, 2011-13)

- Played in 37 games with 30 starts

- Declared for the NFL Draft following his junior season
- Compiled a 22-5 record as a starter
- Career totals included 585 of 891 passing for 7,598 yards with 56 TDs/19 INT
- Ranked fourth in school history for passing yards and TDs
- As a junior, finished 259 of 382 passing (67.8 pct.) for 3,581 yards with 25 TDs/9 INTs and led team to a 12-1 mark and a Fiesta Bowl win
- Named MVP of the Fiesta Bowl with a win over Baylor, throwing for 301 yards and three TDs
- Majored in Interpersonal/Organizational Communication and minored in Sports and Fitness

PERSONAL

- Attended Oviedo High School where he finished his career by setting Seminole County records with 5,576 yards and 53 TDs
- Captured MVP award at the Central Florida All-Star game following senior year
- Also lettered in baseball
- His brother, Colby, plays baseball for the Detroit Tigers
- Son of Suzy and Rob Bortles
- Twitter handle is @BBortles5



REGULAR SEASON CAREER STATISTICS

PASSING

YEAR	TEAM	P/S	COMP	ATT	PCT	YDS	AVG	TD	INT	SK	RTG
2014	JAX	14/13	280	475	58.9	2,908	6.1	11	17	55	69.5
2015	JAX	16/16	355	606	58.6	4,428#	7.3	35#	18	51	88.2
2016	JAX	16/16	368#	625#	58.9	3,905	6.2	23	16	34	78.8
2017	JAX	10/10	184	315	58.4	2,084	6.6	12	7	16	81.8
NFL totals:		4 yrs. 56/55	1,187	2,021	58.7	13,325	6.6	81	58	156	79.9

single-franchise record

RUSHING

YEAR	TEAM	W-L*	ATT	YDS	AVG	TD
2014	JAX	3-10	56	419	7.5	0
2015	JAX	5-11	52	310	6.0	2
2016	JAX	3-13	58	359	6.2	3
2017	JAX	7-3	35	195	5.6	0
NFL totals:		4 yrs. 18-37	201	1,283	6.4	5

* games started



CAREER HIGHS

	GAME	SEASON
Passing completions:	33 (10/27/16 at TEN)	368 (2016)
Passing attempts:	54 (10/27/16 at TEN)	625 (2016)
Passing percentage:	78.4 (9/28/14 at S.D.)	58.9 (2016)
Passing yards:	381 (11/8/15 at NYJ)	4,428 (2015)
Passing touchdowns:	5 (12/6/15 at TEN)	35 (2015)
Passer rating:	134.5 (12/6/15 at TEN)	88.2 (2015)
Rushing attempts:	6 (three times, last: 12/20/15 vs. ATL)	58 (2016)
Rushing yards:	81 (11/27/16 at BUF)	419 (2014)
Rushing touchdowns:	1 (five times, last: 12/18/16 at HOU)	3 (2016)

BLAKE BORTLES

2017 GAME-BY-GAME STATISTICS

PASSING											
DATE	OPP	P/S	COMP	ATT	PCT	YDS	AVG	TD	INT	SK	RTG
09/10	at HOU	1/1	11	21	52.4	125	6.0	1	0	0	86.4
09/17	vs. TEN	1/1	20	34	58.8	223	6.6	1	2	2	63.7
09/24	vs. BAL	1/1	20	31	64.5	244	7.9	4	0	0	128.2
10/01	at NYJ	1/1	15	35	42.9	140	4.0	1	1	1	52.1
10/08	at PIT	1/1	8	14	57.1	95	6.8	0	1	2	48.0
10/15	vs. LAR	1/1	23	35	65.7	241	6.9	1	1	5	83.2
10/22	at IND	1/1	18	26	69.2	330	12.7	1	0	1	124.7
BYE WEEK											
11/05	vs. CIN	1/1	24	38	63.1	259	6.6	1	0	0	91.9
11/12	vs. LAC	1/1	28	51	54.9	278	5.4	1	2	3	60.3
11/19	at CLE	1/1	17	30	56.	154	5.1	1	0	2	81.8
11/26	at AZ										
12/03	vs. IND										
12/10	vs. SEA										
12/17	vs. HOU										
12/24	at SF										
12/31	at TEN										
2017 totals:		10/10	184	315	58.4	2,084	6.6	12	7	16	81.8

RUSHING

DATE	OPP	W/L	ATT	YDS	AVG	LG	TD
09/10	at HOU	W	3	13	4.3	15	0
09/17	vs. TEN	L	4	29	7.3	11	0
09/24	vs. BAL	W	3	18	6.0	9	0
10/01	at NYJ	L	4	38	9.5	27	0
10/08	at PIT	W	1	9	9.0	9	0
10/15	vs. LAR	L	2	19	9.5	17	0
10/22	at IND	W	4	11	2.8	5	0
BYE WEEK							
11/05	vs. CIN	W	5	20	4.0	7	0
11/12	vs. LAC	W	5	34	6.8	14	0
11/19	at CLE	W	4	4	1.0	3	0
11/26	at AZ						
12/03	vs. IND						
12/10	vs. SEA						
12/17	vs. HOU						
12/24	at SF						
12/31	at TEN						
2017 totals:		7-3	35	195	5.6	27	0

2016 GAME-BY-GAME STATISTICS

PASSING											
DATE	OPP	P/S	COMP	ATT	PCT	YDS	AVG	TD	INT	SK	RTG
09/11	vs. G.B.	1/1	24	39	61.5	320	8.2	1	1	3	85.4
09/18	at S.D.	1/1	31	50	62.0	329	6.6	2	2	2	77.8
09/25	vs. BAL	1/1	24	38	63.2	194	5.1	2	3	4	60.6
10/02	vs. IND	1/1	19	33	57.6	207	6.3	2	0	3	96.4
BYE WEEK											
10/16	at CHI	1/1	20	33	60.6	271	8.2	1	1	2	84.3
10/23	vs. OAK	1/1	23	43	53.5	246	5.7	1	2	1	58.9
10/27	at TEN	1/1	33	54	61.1	337	6.2	3	0	2	97.5
11/06	at K.C.	1/1	22	41	53.7	252	6.1	2	1	2	78.5
11/13	vs. HOU	1/1	32	49	65.3	265	5.4	2	1	2	84.1
11/20	at DET	1/1	22	35	62.9	202	5.8	2	2	0	73.8
11/27	at BUF	1/1	13	26	50.0	126	4.9	2	0	2	89.6
12/04	vs. DEN	1/1	19	42	45.2	181	4.3	0	2	1	37.9
12/11	vs. MIN	1/1	23	37	62.2	257	6.9	1	0	4	91.8
12/18	at HOU	1/1	12	28	42.9	92	3.3	0	1	2	36.6
12/24	vs. TEN	1/1	26	38	68.4	325	8.6	1	0	2	103.5
01/01	at IND	1/1	25	39	64.1	301	7.7	1	0	2	96.2
2016 totals:		16/16	368	625	58.9	3,905	6.2	23	16	34	78.8

Additional statistics: one reception for 20 yards and one TD on 12/24/16 vs. TEN.

RUSHING

DATE	OPP	W/L	ATT	YDS	AVG	LG	TD
09/11	vs. G.B.	L	2	2	1.0	3	0
09/18	at S.D.	L	3	34	11.3	24	0
09/25	vs. BAL	L	3	17	5.7	9	0
10/02	vs. IND	W	7	36	5.1	9	1
BYE WEEK							
10/16	at CHI	W	3	1	0.3	3	0
10/23	vs. OAK	L	5	33	6.6	17	0
10/27	at TEN	L	4	22	5.5	12	0
11/06	at K.C.	L	6	54	9.0	26	0
11/13	vs. HOU	L	3	11	3.7	11	0
11/20	at DET	L	1	3	3.0	3	0
11/27	at BUF	L	8	81	10.1	27	0
12/04	vs. DEN	L	2	29	14.5	22	1
12/11	vs. MIN	L	3	13	4.3	6	0
12/18	at HOU	L	2	-5	-2.5	1	1
12/24	vs. TEN	W	3	7	2.3	7	0
01/01	at IND	L	3	21	7.0	16	0
2016 totals:		3-13	58	359	6.2	27	3

BLAKE BORTLES

2015 GAME-BY-GAME STATISTICS

PASSING											
DATE	OPP	P/S	COMP	ATT	PCT	YDS	AVG	TD	INT	SK	RTG
09/13	vs. CAR	1/1	22	40	55.0	183	4.6	1	2	5	54.5
09/20	vs. MIA	1/1	18	33	54.5	273	8.3	2	0	0	102.2
09/27	at N.E.	1/1	17	33	51.5	242	7.3	2	1	2	83.1
10/04	at IND	1/1	28	50	56.0	298	6.0	1	0	1	80.2
10/11	at T.B.	1/1	23	33	69.7	303	9.2	4	1	6	125.4
10/18	vs. HOU	1/1	30	53	56.6	331	6.2	3	3	3	70.6
10/25	vs. BUF	1/1	13	29	44.8	182	6.3	2	1	2	74.2
BYE WEEK											
11/08	at NYJ	1/1	24	40	60.0	381	9.5	2	2	6	87.6
11/15	at BAL	1/1	22	45	48.9	188	4.2	2	1	3	65.8
11/19	vs. TEN	1/1	21	30	70.0	242	8.1	1	1	4	91.2
11/29	vs. S.D.	1/1	30	49	61.2	329	6.7	2	1	2	86.2
12/06	at TEN	1/1	24	36	66.7	322	8.9	5*	0	2	134.5
12/13	vs. IND	1/1	16	30	53.3	250	8.3	3	0	3	114.6
12/20	vs. ATL	1/1	23	38	60.5	297	7.8	1	1	2	82.9
12/27	at N.O.	1/1	27	35	77.1	368	10.5	4	2	2	124.5
01/03	at HOU	1/1	17	32	53.1	239	7.5	0	2	8	51.4
2015 totals:		16/16	355#	606#	58.6	4,428#	7.3	35#	18	51	88.2

* single-game franchise record
single-season franchise record

RUSHING

DATE	OPP	W/L	ATT	YDS	AVG	LG	TD
09/13	vs. CAR	L	4	26	6.5	12	0
09/20	vs. MIA	W	2	27	13.5	28	0
09/27	at N.E.	L	3	7	2.3	3	0
10/04	at IND	L	4	31	7.8	14	0
10/11	at T.B.	L	1	21	21.0	21	0
10/18	vs. HOU	L	4	37	9.3	12	0
10/25	vs. BUF	W	5	-3	-0.6	1	0
BYE WEEK							
11/08	at NYJ	L	4	32	8.0	11	0
11/15	at BAL	W	2	25	12.5	14	0
11/19	vs. TEN	W	2	9	4.5	13	0
11/29	vs. S.D.	L	6	33	5.5	10	0
12/06	at TEN	L	2	-1	-0.5	0	0
12/13	vs. IND	W	4	17	4.3	15	1
12/20	vs. ATL	L	6	44	7.3	13	1
12/27	at N.O.	L	3	5	1.7	5	0
01/03	at HOU	L	0	0	0.0	-	0
2015 totals:		5-11	52	310	6.0	28	2

2014 GAME-BY-GAME STATISTICS

PASSING											
DATE	OPP	P/S	COMP	ATT	PCT	YDS	AVG	TD	INT	SK	RTG
09/07	at PHI	0/0									DNP
09/14	at WAS	0/0									DNP
09/21	vs. IND	1/0	14	24	58.3	223	9.3	2	2	1	82.5
09/28	at S.D.	1/1	29	37	78.4	254	6.9	1	2	3	81.8
10/05	vs. PIT	1/1	22	36	61.1	191	5.3	0	2	1	52.0
10/12	at TEN	1/1	32	46	69.6	336	7.3	1	1	6	88.6
10/19	vs. CLE	1/1	17	31	54.8	159	5.1	1	3	2	40.3
10/26	vs. MIA	1/1	18	34	52.9	221	6.5	1	2	4	58.6
11/02	at CIN	1/1	22	33	66.8	247	7.5	2	1	1	96.4
11/09	vs. DAL	1/1	22	37	59.5	290	7.8	0	1	4	73.0
BYE WEEK											
11/23	at IND	1/1	15	27	55.6	146	5.4	0	1	4	55.5
11/30	vs. NYG	1/1	21	35	60.0	194	5.5	1	0	7	84.7
12/07	vs. HOU	1/1	20	39	51.3	205	5.3	1	1	4	64.6
12/14	at BAL	1/1	21	37	56.8	210	5.7	0	1	8	61.8
12/18	vs. TEN	1/1	13	26	50.0	115	4.4	1	0	4	75.0
12/28	at HOU	1/1	14	33	42.4	117	3.5	0	0	5	52.2
2015 totals:		14/13	280	475	58.9	2,908	6.1	11	17	55	69.5

RUSHING

DATE	OPP	W/L*	ATT	YDS	AVG	LG	TD
09/07	at PHI						
09/14	at WAS						
09/21	vs. IND		2	30	15.0	20	0
09/28	at S.D.	L	5	24	4.8	8	0
10/05	vs. PIT	L	4	14	3.5	11	0
10/12	at TEN	L	5	38	7.6	11	0
10/19	vs. CLE	W	5	37	7.4	18	0
10/26	vs. MIA	L	6	48	8.0	32	0
11/02	at CIN	L	4	10	2.5	5	0
11/09	vs. DAL	L	3	3	1.0	1	0
BYE WEEK							
11/23	at IND	L	5	24	4.8	20	0
11/30	vs. NYG	W	5	68	13.6	29	0
12/07	vs. HOU	L	3	10	3.3	7	0
12/14	at BAL	L	1	2	2.0	2	0
12/18	vs. TEN	W	5	50	10.0	19	0
12/28	at HOU	L	3	61	20.3	34	0
2015 totals:		3-10*	56	419	7.5	34	0

* games started

A.J. BOUYE

[21]

A.J. BOUYE

CORNERBACK
6-0 191 LBS.
CENTRAL FLORIDA
BORN AUGUST 16, 1991
TUCKER, GEORGIA
ACQ: UFA (HOUSTON) 2017
EXP: 5TH YEAR



TRANSACTIONS

Originally signed by Houston as an undrafted free agent on 5/10/13 ... Re-signed by Houston as a restricted free agent on 3/28/16 ... Signed by Jacksonville as an unrestricted free agent on 3/10/17

PRO (Games played/started - 60/29, 3/2)

• Career totals include 162 tackles (139 solo), 44 passes defended, 10 INTs, 1.0 sack, one forced fumble and one fumble recovery

2017 (w/ JAX - 10/10)

- **9/10 at HOU:** Started at RCB and was tied for second on the team with six tackles (five solo) and also recorded one pass defended
- **9/17 vs. TEN:** Started at RCB and was tied for second on the team with six solo tackles and one pass defended
- **9/24 vs. BAL:** Started at RCB and recorded one INT and one pass defended
- **10/1 at NYJ:** Started at RCB and recorded two solo tackles, one INT and two passes defended ... Recorded an INT in back-to-back games for the first time in his career
- **10/8 at PIT:** Started at RCB and recorded three solo tackles and one pass defended
- **10/15 vs. LAR:** Started at RCB and recorded four solo tackles and one pass defended
- **10/22 at IND:** Started at RCB and recorded five solo tackles and two passes defended
- **11/5 vs. CIN:** Started at RCB ... Held CIN QB **Andy Dalton** to a season-low 163 yards passing
- **11/12 vs. LAC:** Started at RCB and recorded four tackles (three solo), one pass defended and an INT in overtime that set up K **Josh Lambo's** game-winning FG
- **11/19 at CLE:** Started at RCB and recorded two solo tackles, one pass defended and one INT, which set a new career-high interception mark

2016 (w/ HOU, 15/11, 2/2)

Led the team and tied for ninth in the NFL with 16 passes defended ... Set career highs with 11 starts, 62 tackles, 16 passes defended, two tackles for loss and one QB hit ... Tied with ATL DB **Robert Alford** for the most passes defended in the postseason (six)

- **9/11 vs. CHI:** Recorded first career sack on CHI QB **Jay Cutler**, the first sack by a Houston CB since **Demarcus Faggins** vs. Buffalo on 11/19/06
- **9/18 vs. K.C.:** Finished with four tackles (three solo) and tied for the team lead with two passes defended
- **10/2 vs. TEN:** Tied a single-game career high with three passes defended and contributed with two tackles on defense and one on special teams
- **10/24 at DEN:** Led the team and set a single-game career high with 11 tackles (nine solo), while adding two passes defended
- **11/21 at OAK:** Recorded his first INT of the season and sixth of his career when he picked off OAK QB **Derek Carr** on the opening play of the second half
- **11/27 vs. S.D.:** Tied for second on the team with seven tackles (five solo), his second-highest single-game total of the year, and added a pass defended
- **12/24 vs. CIN:** Led the team with nine solo tackles and matched a career high with three passes defended
- **1/7 vs. OAK:** Set a franchise postseason record with four passes defended and added his first career playoff INT in AFC wild-card round
- **1/14 at N.E.:** Became the first player in Texans history with an INT in back-to-back postseason games when he intercepted N.E. QB **Tom Brady**

2015 (w/ HOU - 15/2, 1/0)

- **10/8 vs. IND:** Made his first start of the season and seventh of his career
- **10/18 at JAX:** Finished second on the team with a season-high seven solo tackles, in addition to two passes defended and one INT
- **12/20 at IND:** Intercepted IND QB **Matt Hasselbeck** in the fourth quarter to clinch the Houston victory

2014 (w/ HOU - 14/6)

Finished tied for the team lead with three INTs ... Ranked sixth in the NFL with 120 INT return yards

- **9/14 at OAK:** Led the team with eight tackles
- **9/21 at NYG:** Started his first career game and made three tackles
- **10/9 vs. IND:** Made three tackles and two special teams tackles, in addition to two passes defended
- **11/2 vs. PHI:** Returned his first career INT 51 yards for a TD in the fourth

quarter ... Finished the game with six tackles, one pass defended and one special teams tackle

- **11/16 at CLE:** Started and led the team with nine tackles, had a special teams tackle and one pass defended
- **11/30 vs. TEN:** Recorded his second INT of the season at the Houston 3-yard line in the fourth quarter and returned it to the Tennessee 30
- **12/14 at IND:** Posted his first career forced fumble and fumble recovery and made three tackles
- **12/21 vs. BAL:** Intercepted BAL QB **Joe Flacco** and added three tackles and a then-career best three passes defended

2013 (w/ HOU - 6/0)

Played in six games and recorded two special teams tackles before being placed on the Reserve/Injured List with a hamstring injury on Oct. 16

COLLEGE (at Central Florida, 2009-12)

- Started 21 of 43 career games at CB, compiling 110 tackles (78 solo), six INTs, 1.0 sack, two fumble recoveries and one forced fumble
- Returned from injury to start all 14 games as a senior, finishing with 53 tackles, three INTs, two fumble recoveries and one forced fumble en route to All-Conference USA second team honors
- Started seven games as a junior, recording 21 tackles (19 solo) and two INTs before missing the final five games of the season due to injury

PERSONAL

- Helped lead Tucker (Georgia) High School to a 14-1 record and a state championship during his senior season
- Named first-team all-county after recording 35 tackles as a senior with six INTs while also scoring three TDs on offense and twice on returns
- Recorded 40 tackles and one INT as a junior
- Was a member of the school's merit roll and R.O.T.C.



REGULAR SEASON CAREER STATISTICS

YEAR	TEAM	GP/GS	TKL	SOLO	ASST	SACKS	FF	FR	PD	INT
2013	HOU	6/0	0	0	0	0.0	0	0	0	0
2014	HOU	14/6	54	47	7	0.0	1	1	10	3
2015	HOU	15/2	14	14	0	0.0	0	0	6	2
2016	HOU	15/11	62	48	14	1.0	0	0	16	1
2017	JAX	10/10	32	30	2	0.0	0	0	12	4
NFL totals: 4 yrs.		60/29	162	139	23	1.0	1	1	44	10

Additional statistics: special teams tackles (9); 2013 - 2, 2014 - 5, 2015 - 2



POSTSEASON CAREER STATISTICS

YEAR	TEAM	GP/GS	TKL	SOLO	ASST	SACKS	FF	FR	PD	INT
2015	HOU	1/0	1	1	0	0.0	0	0	0	0
2016	HOU	2/2	7	5	2	0.0	1	0	6	2
NFL totals: 4 yrs.		3/2	8	6	2	0.0	1	0	6	2



CAREER HIGHS

	GAME	SEASON
Tackles:	11 (10/24/16 at DEN)	62 (2016)
Interceptions:	1 (ten times, last: 11/19/17 at CLE)	4 (2017)
Forced fumbles:	1 (12/14/14 at IND)	1 (2014)
Fumble recoveries:	1 (12/14/14 at IND)	1 (2014)
Passes defended:	3 (three times, last: 12/24/16 at CIN)	16 (2016)



2017 GAME-BY-GAME STATISTICS

DATE	OPP	TKL	SOLO	ASST	ST	SACKS	FF	FR	PD	INT
09/10	at Houston	6	5	1	0	0.0	0	0	2	0
09/17	vs. Tennessee	6	6	0	0	0.0	0	0	1	0
09/24	vs. Baltimore	0	0	0	0	0.0	0	0	1	1
10/01	at New York Jets	2	2	0	0	0.0	0	0	2	1
10/08	at Pittsburgh	3	3	0	0	0.0	0	0	1	0
10/15	vs. LA Rams	4	4	0	0	0.0	0	0	1	0
10/22	at Indianapolis	5	5	0	0	0.0	0	0	2	0
BYE WEEK										
11/05	vs. Cincinnati	0	0	0	0	0.0	0	0	0	0
11/12	vs. LA Chargers	4	3	1	0	0.0	0	0	1	1
11/19	at Cleveland	2	2	0	0	0.0	0	0	1	1
11/26	at Arizona									
12/03	vs. Indianapolis									
12/10	vs. Seattle									
12/17	vs. Houston									
12/24	at San Francisco									
12/31	at Tennessee									
2017 totals:		32	30	2	0	0.0	0	0	12	4

A.J. BOUYE

2016 GAME-BY-GAME STATISTICS

DATE	OPP	TKL	SOLO	ASST	ST	SACKS	FF	FR	PD	INT
09/11	vs. Chicago	3	3	0	0	1.0	0	0	1	0
09/18	vs. Kansas City	4	3	1	0	0.0	0	0	2	0
09/22	at New England	1	1	0	0	0.0	0	0	0	0
10/02	vs. Tennessee	2	1	1	0	0.0	0	0	3	0
10/09	at Minnesota	2	2	0	0	0.0	0	0	0	0
10/16	vs. Indianapolis	4	3	1	0	0.0	0	0	0	0
10/24	at Denver	11	9	2	0	0.0	0	0	2	0
10/30	vs. Detroit	5	5	0	0	0.0	0	0	1	0
BYE WEEK										
11/13	at Jacksonville					ina				
11/21	at Oakland	2	1	1	0	0.0	0	0	1	1
11/27	vs. San Diego	7	5	2	0	0.0	0	0	1	0
12/04	at Green Bay	4	3	1	0	0.0	0	0	0	0
12/11	at Indianapolis	3	1	2	0	0.0	0	0	1	0
12/18	vs. Jacksonville	2	1	1	0	0.0	0	0	0	0
12/24	vs. Cincinnati	9	9	0	0	0.0	0	0	3	0
01/01	at Tennessee	3	2	1	0	0.0	0	0	1	0
2016 totals:		62	48	14	0	1.0	0	0	16	1
01/07	vs. Oakland	2	0	2	0	0.0	0	0	4	1
01/14	at New England	5	5	0	0	0.0	1	0	2	1
Postseason totals:		7	5	2	0	0.0	1	0	6	2

2015 GAME-BY-GAME STATISTICS

DATE	OPP	TKL	SOLO	ASST	ST	SACKS	FF	FR	PD	INT
09/13	vs. Kansas City	1	1	0	0	0.0	0	0	0	0
09/20	at Carolina	0	0	0	0	0.0	0	0	0	0
09/27	vs. Tampa Bay	0	0	0	0	0.0	0	0	0	0
10/04	at Atlanta	1	1	0	0	0.0	0	0	0	0
10/08	vs. Indianapolis	1	1	0	0	0.0	0	0	0	0
10/18	at Jacksonville	7	7	0	0	0.0	0	0	2	1
10/25	at Miami	1	1	0	0	0.0	0	0	0	0
11/01	vs. Tennessee	0	0	0	0	0.0	0	0	0	0
BYE WEEK										
11/16	at Cincinnati	0	0	0	0	0.0	0	0	0	0
11/22	vs. New York Jets	0	0	0	0	0.0	0	0	1	0
11/29	vs. New Orleans					ina				
12/06	at Buffalo	0	0	0	0	0.0	0	0	1	0
12/13	vs. New England	0	0	0	0	0.0	0	0	0	0
12/20	at Indianapolis	0	0	0	0	0.0	0	0	2	1
12/27	at Tennessee	2	2	0	0	0.0	0	0	0	0
01/03	vs. Jacksonville	1	1	0	0	0.0	0	0	1	0
2015 totals:		14	14	0	0	0.0	0	0	6	2
01/09	vs. Kansas City	1	1	0	0	0.0	0	0	0	0
Postseason totals:		1	1	0	0	0.0	0	0	0	0

2014 GAME-BY-GAME STATISTICS

DATE	OPP	TKL	SOLO	ASST	ST	SACKS	FF	FR	PD	INT
09/07	vs. Washington	3	3	0	0	0.0	0	0	1	0
09/14	at Oakland	8	7	1	0	0.0	0	0	0	0
09/21	at N.Y. Giants	3	1	2	0	0.0	0	0	0	0
09/28	vs. Buffalo					ina				
10/05	at Dallas					ina				
10/09	vs. Indianapolis	3	2	1	0	0.0	0	0	2	0
10/20	at Pittsburgh	1	0	0	0	0.0	0	0	0	0
10/26	at Tennessee	2	1	1	0	0.0	0	0	0	0
11/02	vs. Philadelphia	6	5	1	0	0.0	0	0	1	1
BYE WEEK										
11/16	at Cleveland	9	8	1	0	0.0	0	0	1	0
11/23	vs. Cincinnati	4	4	0	0	0.0	0	0	0	0
11/30	vs. Tennessee	3	3	0	0	0.0	0	0	1	1
12/07	at Jacksonville	3	3	0	0	0.0	0	0	0	0
12/14	at Indianapolis	3	3	0	0	0.0	1	1	0	0
12/21	vs. Baltimore	3	3	0	0	0.0	0	0	3	1
12/28	vs. Jacksonville	3	3	0	0	0.0	0	0	1	0
2014 totals:		54	47	7	0	0.0	1	1	10	3

2013 GAME-BY-GAME STATISTICS


DATE	OPP	TKL	SOLO	ASST	ST	SACKS	FF	FR	PD	INT
09/09	at San Diego	0	0	0	0	0.0	0	0	0	0
09/15	vs. Tennessee	0	0	0	0	0.0	0	0	0	0
09/22	at Baltimore	0	0	0	0	0.0	0	0	0	0
09/29	vs. Seattle	0	0	0	0	0.0	0	0	0	0
10/06	at San Francisco	0	0	0	0	0.0	0	0	0	0
10/13	vs. St. Louis	0	0	0	0	0.0	0	0	0	0
10/20	at K.C.					IR				
10/27	BYE WEEK									
11/03	vs. Indianapolis					IR				
11/10	at Arizona					IR				
11/17	vs. Oakland					IR				
11/24	vs. Jacksonville					IR				
12/01	vs. New England					IR				
12/05	at Jacksonville					IR				
12/15	at Indianapolis					IR				
12/22	vs. Denver					IR				
12/29	at Tennessee					IR				
2013 totals:		0	0	0	0	0.0	0	0	0	0

BLAIR BROWN

53

BLAIR BROWN

LINEBACKER
6-0 238 LBS
OHIO
BORN MAY 27, 1994
MORENO VALLEY, CALIFORNIA
ACQ: FIFTH ROUND OF 2017 DRAFT (148TH)
EXP: ROOKIE



TRANSACTIONS

Drafted by Jacksonville in the fifth round (148th overall) in the 2017 draft

PRO (Games played/started - 7/0)

2017 (w/ JAX - 7/0)

- **9/10 at HOU:** Inactive
- **9/17 vs. TEN:** Inactive
- **9/24 vs. BAL:** Made his NFL debut and recorded one solo tackle
- **10/1 at NYJ:** Saw action on special teams
- **10/8 at PIT:** Saw action on special teams
- **10/15 vs LAR:** Recorded one solo special teams tackle
- **10/22 at IND:** Saw action on special teams
- **11/5 vs. CIN:** Saw action on special teams and recorded one solo special teams tackle
- **11/12 vs. LAC:** Saw action on special teams
- **11/19 at CLE:** Inactive

COLLEGE (at Ohio, 2012-16)

Finished his career with 265 tackles (146 solo), 24.5 tackles for a loss and 5.5 sacks

2016 (Senior)

Brown was named first-team All-Mid-American Conference after leading the team with 128 tackles ... Recorded 59 solo tackles, 15 tackles for a loss, 4.5 sacks and one forced fumble

2015 (Junior)

Started in all 11 games, finishing third on the team with 65 tackles (37 solo), 4.5 tackles for a loss

- **9/19 vs. Southeastern Louisiana:** Recorded 11 tackles
- **10/17 vs. Western Michigan:** Totaled 11 tackles and one quarterback hurry

2014 (Sophomore)

Appeared in 11 games, starting eight games and finished third on the team in tackles with 55 (30 solo)

- **9/6 vs. Kentucky:** Recorded 1.0 sack

2013 (Freshman)

Appeared in seven games totaling 17 tackles (nine solo)

- **9/21 vs. Austin Peay:** Registered eight tackles

HIGH SCHOOL

- Attended Rancho Verde High School (Moreno Valley, Calif.)
- Received All-League honors
- Helped guide team to a perfect 14-0 record during his senior year

PERSONAL

- Son of Valencia and Edward Brown

REGULAR SEASON CAREER STATISTICS

YEAR	TEAM	GP/GS	TKL	SOLO	ASST	SACKS	FF	FR	PD	INT
2017	JAX	7/0	1	1	0	0.0	0	0	0	0
NFL totals: 1 yr.		7/0	1	1	0	0.0	0	0	0	0

2017 GAME-BY-GAME STATISTICS

DATE	OPP	TKL	SOLO	ASST	ST	SACKS	FF	FR	PD	TFL
09/10	at Houston				Inactive					
09/17	vs. Tennessee				Inactive					
09/24	vs. Baltimore	1	1	0	0	0.0	0	0	0	0
10/01	at New York Jets	0	0	0	0	0.0	0	0	0	0
10/08	at Pittsburgh	0	0	0	0	0.0	0	0	0	0
10/15	vs. LA Rams	0	0	0	1	0.0	0	0	0	0
10/22	at Indianapolis	0	0	0	0	0.0	0	0	0	0
	BYE WEEK									
11/05	vs. Cincinnati	0	0	0	1	0.0	0	0	0	0
11/12	vs. LA Chargers	0	0	0	0	0.0	0	0	0	0
11/19	at Cleveland				Inactive					
11/26	at Arizona									
12/03	vs. Indianapolis									
12/10	vs. Seattle									
12/17	vs. Houston									
12/24	at San Francisco									
12/31	at Tennessee									
2017 totals:		1	1	0	2	0.0	0	0	0	0

CALAIS CAMPBELL

93

CALAIS CAMPBELL

DEFENSIVE LINEMAN

6-8 300 LBS


MIAMI (FLA.)

BORN SEPTEMBER 1, 1986

AURORA, COLORADO

ACQ: UFA (ARIZONA) 2017

EXP: 10TH YEAR



TRANSACTIONS

Originally drafted by Arizona in the second round (50th overall) in the 2008 NFL Draft ... Signed by Jacksonville as an unrestricted free agent on 3/10/17

PRO (Games played/started - 148/130, 9/4)

- Two-time Pro Bowl selection (2014, 2015)
- Has registered nine consecutive seasons with at least 5.0 sacks, tied for the longest streak in the NFL among defensive linemen with SEA's **Cliff Avril** and CAR's **Julius Peppers**
- Recorded at least 6.0 sacks in seven of the last eight seasons (2009-2017)
- One of four defensive linemen to register at least 30 passes defended since 2011
- His 130 career starts are second-most among all active defensive linemen, trailing only CIN's **Domata Peko** (138)
- Since he was drafted in 2008, his 115 tackles for loss are the second most in the NFL among active players, trailing only BAL's **Terrell Suggs** (116)
- Campbell's 11.5 sacks are tied for the most in the NFL this season and just 0.5 shy of **Tony Brackens'** team record of 12.0 sacks in 1999.

2017 (w/ JAX - 10/10)

- **9/10 at HOU:** Started at DE and was tied for second on the team with six tackles (four solo), two tackles for a loss and set a Jaguars franchise record for most sacks in a single game with four, which also was a career-high ... Campbell's 3.5 sacks in the first half were the most sacks by a single player in a half since 2015 (**Khalil Mack**, Week 14, 2015, 5.0; **Cameron Wake**, Week 6, 2015, 4.0)
- **9/17 vs. TEN:** Started at DE and recorded four solo tackles
- **9/24 vs. BAL:** Started at DE and totaled three tackles (two solo), one forced fumble and a half of a sack
- **10/1 at NYJ:** Started at DE and recorded six tackles (three solo), one tackle for a loss and one sack
- **10/8 at PIT:** Started at DE and recorded four tackles (one solo) and half of a sack
- **10/15 vs LAR:** Started at DE and recorded five tackles (four solo), two sacks, two tackles for a loss and one pass defended
- **10/22 at IND:** Started at DE and recorded four tackles (two solo), two sacks, one tackle for a loss and one forced fumble ... Fourth consecutive game recording at least one sack ... Set a career high with his 10th sack on the season
- **11/5 vs. CIN:** Started at DE and recorded two solo tackles, one sack and two tackles for a loss
- **11/12 vs. LAC:** Started at DE and recorded three tackles (two solo)
- **11/19 at CLE:** Started at DE and recorded two tackles (one solo), 0.5 sack and a forced fumble

2016 (w/ ARI, 16/16)

Started 16 games for the second consecutive season and fourth time in his career ... Recorded 53 tackles (34 solo), 8.0 sacks, one INT, two forced fumbles and 12 tackles for a loss ... His 8.0 sacks tied for the second-highest total in his career and his highest total since 2013 (9.0)

- **10/06 at SF:** Recorded four tackles (three solo), 2.0 sacks, one INT and two tackles for a loss
- **10/30 at CAR:** Totaled a season-high nine tackles and two QB hits
- **1/1 at L.A.:** Registered three tackles, 1.5 sacks and a tackle for a loss

2015 (w/ ARI, 16/16, 2/2)

Started 16 games for the third time in his career and led the defensive line with 61 tackles ... Tied for the team lead with 16 tackles for loss ... Chosen as a defensive captain for the second consecutive season ... Named to his second consecutive Pro Bowl

- **10/4 vs STL:** Tied his career high with a team-leading 11 tackles (10 solo)
- **12/27 vs. GB:** Recorded six tackles (five solo), a season high 2.5 sacks and three tackles for a loss

2014 (w/ ARI, 14/14, 1/1)

Chosen as a defensive captain for the first time in his career ... Led the defensive line with 58 tackles, was second on the team with 7.0 sacks and led the team with 16 tackles for a loss ... Earned his first Pro Bowl selection

- **9/14 at NYG:** Set season high with 10 solo tackles and recorded 1.0 sack and three tackles for a loss
- **10/5 at DEN:** Registered two solo tackles, one INT and one tackle for a loss
- **11/23 at SEA:** Set a career high registering 3.0 sacks

2013 (w/ ARI, 16/16)

Started all 16 games and led the defensive line with 58 tackles ... Set a career high with 9.0 sacks, which was second highest on the team ... Tied for the team lead with 14 tackles for a loss ... Named a Pro Bowl alternate

- **10/6 vs. CAR:** Recorded four solo tackles, a forced fumble and 2.0 sacks
- **10/17 vs. SEA:** Totaled a season-high eight tackles (seven solo), a fumble recovery and one tackle for a loss
- **12/22 at SEA:** Registered four tackles (three solo), 2.0 sacks and two tackles for a loss

2012 (w/ ARI, 13/12)

Played in 13 with 12 starts ... Led the defensive line with 63 tackles and finished second on the team with 6.5 sacks

- **9/16 at NE:** Recorded a season-high 10 tackles, 2.0 sacks and two tackles for a loss
- **10/29 vs. SF:** Finished with six solo tackles, 1.0 sack and two tackles for a loss

2011 (w/ ARI, 16/16)

Started all 16 games for the first time and posted a career high 72 tackles and team leading 8.0 sacks

- **9/25 at SEA:** Recorded 10 tackles (five solo), 2.5 sacks and two tackles for a loss
- **11/6 vs. STL:** Registered six solo tackles, 2.0 sacks and three tackles for a loss
- **11/13 at PHI:** Recorded his first career interception, picking off a QB **Michael Vick** pass

2010 (w/ ARI, 15/15)

Totaled 60 tackles and led the team with 6.0 sacks

- **12/19 at CAR:** Recorded a season-high 11 tackles (nine solo), 1.0 sack and four tackles for a loss

2009 (w/ ARI, 16/15, 2/1)

Saw action in all 16 games and started 15 ... Recorded 48 tackles, 7.0 sacks and also blocked two field goals

- **9/20 at JAX:** Credited with his first career sack with 0.5 sack of QB **David Garrard**
- **10/18 at SEA:** Registered three tackles, 1.5 sacks and had two tackles for a loss
- **11/22 at STL:** Recorded two solo tackles and a forced fumble

2008 (w/ ARI, 16/0, 4/0)

Played in all 16 games and all four postseason games, including Super Bowl XLIII, in his rookie season and was a key contributor on special teams, totaling seven special teams tackles

- **9/7 at SF:** Recorded first career tackle

COLLEGE (at Miami (Fla.), 2009-12)

- Played in 36 career games, starting 25
- Career totals include 158 tackles, 19.5 sacks and 39 tackles for a loss
- Two-time All-ACC selection

PERSONAL

- Attended South (Aurora, Colo.) High School and was a two-time All-State selection
- As a senior, recorded 19.0 sacks, 188 tackles and two interceptions
- Garnered All-State accolades in basketball in his junior year
- Recipient of the 2015 Pop Warner Humanitarian Award, given to an individual who portrays both outstanding athletic achievement and high humanitarian principles while serving as an inspiration to the youth of today
- Twitter handle is @Campbell93

CALAIS CAMPBELL

REGULAR SEASON CAREER STATISTICS

YEAR	TEAM	GP/GS	TKL	SOLO	ASST	SACKS	FF	FR	PD	TFL	INT
2008	ARI	16/0	21	17	4	0.0	1	0	1	2	0
2009	ARI	16/15	46	35	11	7.0	1	0	5	8	0
2010	ARI	15/15	60	46	14	6.0	0	1	2	13	0
2011	ARI	16/16	72	53	19	8.0	2	1	10	13	1
2012	ARI	13/12	63	50	13	6.5	0	0	6	13	0
2013	ARI	16/16	58	45	13	9.0	1	2	6	14	0
2014	ARI	14/14	58	48	10	7.0	1	0	3	16	1
2015	ARI	16/16	61	46	15	5.0	0	1	3	16	0
2016	ARI	16/16	53	34	19	8.0	2	3	6	12	1
2017	JAX	10/10	39	25	14	11.5	3	0	1	8	0
NFL totals:	10 yrs.	148/130	531	399	132	68.0	11	8	43	115	3

POSTSEASON CAREER STATISTICS

YEAR	TEAM	GP/GS	TKL	SOLO	ASST	SACKS	FF	FR	PD	TFL	INT
2008	ARI	4/0	4	3	1	0.0	0	0	1	0	0
2009	ARI	2/1	5	5	0	0.0	0	0	0	0	0
2014	ARI	1/1	4	0	4	0.0	0	0	0	0	0
2015	ARI	2/2	5	1	4	0.0	0	0	1	0	0
NFL totals:	4 yrs.	9/4	18	9	9	0.0	0	0	2	0	0

CAREER HIGHS

	GAME	SEASON
Tackles:	11 (two times; last 10/4/15 vs. STL)	72 (2011)
Sacks:	4.0 (9/10/17 at HOU)	11.5 (2017)
Forced fumbles:	1 (eleven times; last: 11/19/17 vs. CLE)	3 (2017)
Fumble recoveries:	1 (eight times; last: 12/24/16 at L.A.)	3 (2016)
Interceptions:	1 (three times; last: 10/6/16 at S.F.)	1 (2011, '14, '16)

2017 GAME-BY-GAME STATISTICS

DATE	OPP	TKL	SOLO	ASST	SACKS	FF	FR	PD	TFL	INT
09/10	at Houston	6	4	2	4.0	0	0	0	2	0
09/17	vs. Tennessee	4	4	0	0.0	0	0	0	0	0
09/24	vs. Baltimore	3	2	1	0.5	1	0	0	0	0
10/01	at New York Jets	6	3	3	1.0	0	0	0	1	0
10/08	at Pittsburgh	4	1	3	0.5	0	0	0	0	0
10/15	vs. LA Rams	5	4	1	2.0	0	0	1	2	0
10/22	at Indianapolis	4	2	2	2.0	1	0	0	1	0
	BYE WEEK									
11/05	vs. Cincinnati	2	2	0	1.0	0	0	0	2	0
11/12	vs. LA Chargers	3	2	1	0.0	0	0	0	0	0
11/19	at Cleveland	2	1	1	0.5	1	0	0	0	0
11/26	at Arizona									
12/03	vs. Indianapolis									
12/10	vs. Seattle									
12/17	vs. Houston									
12/24	at San Francisco									
12/31	at Tennessee									
2017 totals:		39	25	14	11.5	3	0	1	8	0

2016 GAME-BY-GAME STATISTICS

DATE	OPP	TKL	SOLO	ASST	SACKS	FF	FR	PD	TFL	INT
09/11	vs. New England	3	2	1	0.0	0	1	0	0	0
09/18	vs. Tampa Bay	3	2	1	0.0	0	0	1	0	0
09/25	at Buffalo	4	4	0	0.0	0	0	1	1	0
10/02	vs. Los Angeles	1	1	0	0.0	0	0	0	1	0
10/06	at San Francisco	4	3	1	2.0	0	0	1	2	1
10/17	vs. NYJ	1	1	0	0.0	0	0	0	1	0
10/23	vs. Seattle	2	2	0	0.0	0	0	0	1	0
10/30	at Carolina	9	1	8	0.0	0	0	0	0	0
	BYE WEEK									
11/13	vs. San Francisco	3	2	1	1.0	0	0	0	1	0
11/20	at Minnesota	3	1	2	0.0	0	0	2	0	0
11/27	at Atlanta	3	3	0	0.0	0	0	0	1	0
12/04	vs. Washington	3	3	0	1.0	1	0	1	0	0
12/11	at Miami	3	3	0	0.0	1	0	0	0	0
12/18	vs. New Orleans	4	4	0	2.0	0	1	0	2	0
12/24	at Seattle	4	1	3	0.5	0	1	0	1	0
01/01	at Los Angeles	3	1	2	1.5	0	0	0	1	0
2016 totals:		53	34	19	8.0	2	3	6	12	1

2015 GAME-BY-GAME STATISTICS

DATE	OPP	TKL	SOLO	ASST	SACKS	FF	FR	PD	TFL	INT
09/13	vs. New Orleans	6	5	1	0.0	0	0	0	1	0
09/20	at Chicago	6	4	2	0.0	0	0	1	0	0
09/27	vs. San Francisco	2	1	1	0.0	0	0	0	0	0
10/04	vs. St. Louis	11	10	1	0.5	0	0	0	3	0
10/11	at Detroit	2	2	0	0.0	0	0	0	1	0
10/18	at Pittsburgh	5	3	2	1.0	0	0	0	1	0
10/26	vs. Baltimore	5	5	0	0.0	0	0	0	3	0
11/01	at Cleveland	3	2	1	0.0	0	0	0	0	0
	BYE WEEK									
11/15	at Seattle	3	0	3	0.0	0	0	0	0	0
11/22	vs. Cincinnati	3	1	2	0.0	0	0	0	0	0
11/29	at San Francisco	3	2	1	0.0	0	0	0	1	0
12/06	at St. Louis	0	0	0	0.0	0	0	0	0	0
12/10	at Minnesota	4	4	0	1.0	0	1	0	3	0
12/27	vs. Green Bay	6	5	1	2.5	0	0	0	3	0
01/03	vs. Seattle	2	2	0	0.0	0	0	0	0	0
2015 totals:		61	46	15	5.0	0	1	3	16	0
01/16	vs. Green Bay	2	0	2	0.0	0	0	1	0	0
01/24	at Carolina	3	1	2	0.0	0	0	0	0	0
Postseason totals:		5	1	4	0.0	0	0	1	0	0

2014 GAME-BY-GAME STATISTICS

DATE	OPP	TKL	SOLO	ASST	SACKS	FF	FR	PD	TFL	INT
09/08	vs. San Diego	0	0	0	0.0	0	0	0	0	0
09/14	at N.Y. Giants	10	10	0	1.0	0	0	0	3	0
09/21	vs. San Francisco	4	4	0	0.0	0	0	0	1	0
	BYE WEEK									
10/05	at Denver	2	2	0	0.0	0	0	1	1	1
10/12	vs. Washington									
10/19	at Oakland									
10/26	vs. Philadelphia	2	1	1	0.0	0	0	0	0	0
11/02	at Dallas	4	2	2	0.0	0	0	0	1	0
11/09	vs. St. Louis	6	5	1	2.0	0	0	0	4	0
11/16	vs. Detroit	4	3	1	0.0	1	0	0	0	0
11/23	at Seattle	6	4	2	3.0	0	0	0	3	0
11/30	at Atlanta	4	3	1	0.0	0	0	0	0	0
12/07	vs. Kansas City	6	5	1	1.0	0	0	1	1	0
12/11	at St. Louis	5	4	1	0.0	0	0	0	0	0
12/21	vs. Seattle	0	0	0	0.0	0	0	0	0	0
12/28	at San Francisco	5	5	0	0.0	0	0	1	2	0
2014 totals:		58	48	10	7.0	1	0	3	16	1
01/03	at Carolina	4	0	4	0.0	0	0	0	0	0
Postseason totals:		4	0	4	0.0	0	0	0	0	0

2013 GAME-BY-GAME STATISTICS

DATE	OPP	TKL	SOLO	ASST	SACKS	FF	FR	PD	TFL	INT
09/08	at St. Louis	3	3	0	0.0	0	0	0	1	0
09/15	vs. Detroit	2	2	0	1.0	0	1	0	1	0
09/22	at New Orleans	3	2	1	0.0	0	0	0	0	0
09/29	at Tampa Bay	2	2	0	0.0	0	0	0	1	0
10/06	vs. Carolina	4	4	0	2.0	1	0	0	2	0
10/13	at San Francisco	3	3	0	0.0	1	0	0	2	0
10/17	vs. Seattle	8	7	1	0.0	0	1	0	1	0
10/27	vs. Atlanta	5	5	0	1.0	0	1	0	1	0
	BYE WEEK									
11/10	vs. Houston	4	0	4	0.0	0	0	1	0	0
11/17	at Jacksonville	2	2	0	1.0	0	0	1	1	0
11/24	vs. Indianapolis	4	2	2	0.5	0	0	0	0	0
12/01	at Philadelphia	3	2	1	0.5	0	0	1	0	0
12/08	vs. St. Louis	3	2	1	0.0	0	0	1	0	0
12/15	at Tennessee	3	2	1	0.0	0	0	0	1	0
12/22	at Seattle	4	3	1	2.0	0	0	0	2	0
12/29	vs. San Francisco	5	4	1	1.0	0	0	0	1	0
2013 totals:		58	45	13	9.0	1	2	6	14	0

CALAIS CAMPBELL



2012 GAME-BY-GAME STATISTICS

DATE	OPP	TKL	SOLO	ASST	SACKS	FF	FR	PD	TFL	INT
09/09	vs. Seattle	1	1	0	0.0	0	0	1	0	0
09/16	at New England	10	7	3	2.0	0	0	0	2	0
09/23	at Philadelphia	0	0	0	0.0	0	0	1	0	0
09/30	vs. Miami	5	4	1	0.0	0	0	1	1	0
10/04	at St. Louis	0	0	0	0.0	0	0	1	0	0
10/14	vs. Buffalo	5	5	0	0.0	0	0	0	2	0
10/21	at Minnesota	2	1	1	0.0	0	0	0	0	0
10/29	vs. San Francisco	6	6	0	1.0	0	0	0	2	0
11/04	at Green Bay	8	5	3	0.5	0	0	0	0	0
BYE WEEK										
11/18	at Atlanta				ina					
11/25	vs. St. Louis				ina					
12/02	at New York Jets				ina					
12/09	at Seattle	8	5	3	0.0	0	0	0	0	0
12/16	vs. Detroit	8	7	1	1.0	0	0	1	4	0
12/23	vs. Chicago	8	7	1	1.0	0	0	1	1	0
12/30	at San Francisco	2	2	0	1.0	0	0	0	1	0
2012 totals:		63	50	13	6.5	0	0	6	13	0



2011 GAME-BY-GAME STATISTICS

DATE	OPP	TKL	SOLO	ASST	SACKS	FF	FR	PD	TFL	INT
09/11	vs. Carolina	4	3	1	0.0	0	0	1	1	0
09/18	at Washington	4	1	3	0.0	0	0	1	0	0
09/25	at Seattle	10	5	5	2.5	0	0	0	2	0
10/02	vs. New York Giants	6	6	0	0.0	1	0	0	1	0
10/09	at Minnesota	5	4	1	0.0	0	0	0	1	0
BYE WEEK										
10/23	vs. Pittsburgh	2	2	0	0.0	0	0	0	1	0
10/30	at Baltimore	7	5	2	0.5	0	0	0	0	0
11/06	vs. St. Louis	6	6	0	2.0	0	0	0	3	0
11/13	at Philadelphia	2	2	0	0.0	0	0	2	0	1
11/20	at San Francisco	4	4	0	0.0	0	0	1	0	0
11/27	at St. Louis	5	5	0	0.0	0	0	0	1	0
12/04	vs. Dallas	3	2	1	1.0	0	0	1	1	0
12/11	vs. San Francisco	2	2	0	1.0	0	0	2	1	0
12/18	vs. Cleveland	4	1	3	0.0	0	1	0	0	0
12/24	at Cincinnati	7	4	3	1.0	1	0	2	1	0
01/01	vs. Seattle	1	1	0	0.0	0	0	0	0	0
2011 totals		72	53	19	8.0	2	1	10	13	1



2010 GAME-BY-GAME STATISTICS

DATE	OPP	TKL	SOLO	ASST	SACKS	FF	FR	PD	TFL	INT
09/12	at St. Louis	2	2	0	1.0	0	0	1	1	0
09/19	at Atlanta	5	5	0	0.0	0	0	0	0	0
09/26	vs. Oakland	5	4	1	0.0	0	0	0	0	0
10/03	at San Diego	4	3	1	0.0	0	0	0	1	0
10/10	vs. New Orleans	3	3	0	0.0	0	0	0	0	0
BYE WEEK										
10/24	at Seattle	4	4	0	1.0	0	0	0	1	0
10/31	vs. Tampa Bay	6	3	3	0.0	0	0	0	0	0
11/07	at Minnesota	2	0	2	0.0	0	0	0	0	0
11/14	vs. Seattle	6	3	3	1.0	0	0	0	2	0
11/21	at Kansas City	2	2	0	0.0	0	0	0	0	0
11/29	vs. San Francisco				ina					
12/05	vs. St. Louis	2	1	1	1.0	0	0	1	1	0
12/12	vs. Denver	2	2	0	0.0	0	1	0	1	0
12/19	at Carolina	11	9	2	1.0	0	0	0	4	0
12/25	vs. Dallas	2	2	0	1.0	0	0	0	1	0
01/02	at San Francisco	4	3	1	0.0	0	0	0	0	0
2010 totals:		60	46	14	6.0	0	1	2	13	0



2009 GAME-BY-GAME STATISTICS

DATE	OPP	TKL	SOLO	ASST	SACKS	FF	FR	PD	TFL	INT
09/13	vs. San Francisco	5	5	0	0.0	0	0	1	0	1
09/20	at Jacksonville	1	0	1	0.5	0	0	1	0	0
09/27	vs. Indianapolis	4	3	1	0.0	0	0	0	0	0
10/04 BYE WEEK										
10/11	vs. Houston	1	1	0	0.0	0	0	0	0	0
10/18	at Seattle	3	2	1	1.5	0	0	0	2	0
10/25	at New York Giants	2	1	1	1.0	0	0	2	1	0
11/01	vs. Carolina	7	6	1	0.0	0	0	0	0	0
11/08	at Chicago	3	2	1	0.5	0	0	0	0	0
11/15	vs. Seattle	1	0	1	0.0	0	0	0	0	0
11/22	at St. Louis	2	2	0	0.0	1	0	0	0	0
11/29	at Tennessee	4	2	2	0.5	0	0	1	1	0
12/06	vs. Minnesota	4	3	1	1.0	0	0	0	1	0
12/14	at San Francisco	5	4	1	1.0	0	0	0	1	0
12/20	at Detroit	1	1	0	0.0	0	0	0	0	0
12/27	vs. St. Louis	1	1	0	1.0	0	0	0	1	0
01/03	vs. Green Bay	2	2	0	0.0	0	0	0	0	0
2009 totals:		48	37	11	7.0	1	0	5	8	0

01/10	vs. Green Bay	2	2	0	0.0	0	0	0	0	0
01/16	at New Orleans	3	3	0	0.0	0	0	0	0	0
Postseason totals:		5	5	0	0.0	0	0	0	0	0



2008 GAME-BY-GAME STATISTICS

DATE	OPP	TKL	SOLO	ASST	SACKS	FF	FR	PD	TFL	INT
09/07	at San Francisco	1	0	1	0.0	0	0	0	0	0
09/14	vs. Miami	3	3	0	0.0	0	0	0	0	0
09/21	at Washington	2	1	1	0.0	0	0	0	0	0
09/28	at New York Jets	0	0	0	0.0	0	0	0	0	0
10/05	vs. Buffalo	1	1	0	0.0	0	0	0	0	0
10/12	vs. Dallas	2	2	0	0.0	1	0	0	0	0
10/19 BYE WEEK										
10/26	at Carolina	2	1	1	0.0	0	0	0	0	0
11/02	at St. Louis	1	1	0	0.0	0	0	0	0	0
11/10	vs. San Francisco	0	0	0	0.0	0	0	0	0	0
11/16	at Seattle	0	0	0	0.0	0	0	0	0	0
11/23	vs. New York Giants	0	0	0	0.0	0	0	0	0	0
11/27	at Philadelphia	1	0	1	0.0	0	0	0	0	0
12/07	vs. St. Louis	1	1	0	0.0	0	0	0	0	0
12/14	vs. Minnesota	3	3	0	0.0	0	0	0	0	0
12/21	at New England	3	3	0	0.0	0	0	0	1	0
12/28	vs. Seattle	1	1	0	0.0	0	0	1	1	0
2008 totals:		28	23	5	0.0	1	0	1	2	0

01/03	vs. Atlanta	1	0	1	0.0	0	0	0	0	0
01/10	at Carolina	1	1	0	0.0	0	0	1	0	0
01/18	vs. Philadelphia	1	1	0	0.0	0	0	0	0	0
02/01	vs. Pittsburgh	1	1	0	0.0	0	0	0	0	0
Postseason totals:		4	3	1	0.0	0	0	1	0	0

A.J. CANN

60

A.J. CANN

OFFENSIVE LINEMAN

6-3 315 LBS.

SOUTH CAROLINA

BORN OCTOBER 3, 1991

BAMBERG, SOUTH CAROLINA

ACQ: 3RD ROUND OF 2015 DRAFT (67TH)

EXP: 3RD YEAR



TRANSACTIONS

Originally drafted by Jacksonville in third round (67th overall) in 2015 draft

PRO (Games played/started - 40/38)

- Third-year G emerged as a starter in Week 4 of the 2015 season
- Highest drafted player by the Jaguars from the University of South Carolina

2017 (w/ JAX - 9/9)

- **9/10 at HOU:** Started at RG and helped pave the way for the team to rush for 155 yards ... Did not allow a sack
- **9/17 vs. TEN:** Started at RG
- **9/24 vs. BAL:** Started at RG and helped the team rush for 166 yards and did not allow a sack
- **10/1 at NYJ:** Started at RG ... Briefly left the game with a finger injury, but returned to help the team rush for 175 yards
- **10/8 at PIT:** Started at RG and helped the team rush for 231 yards
- **10/15 vs LAR:** Started at RG and helped the team rush for 169 yards
- **10/22 at IND:** Started at RG and helped the team rush for 188 yards
- **11/5 vs. CIN:** Inactive (triceps)
- **11/12 vs. LAC:** Started at RG and helped the team rush for 135 yards
- **11/19 at CLE:** Started at RG and helped the team rush for 139 yards

2016 (w/ JAX - 16/16)

Part of a unit that surrendered 34 sacks, its least amount since 2007

- **9/11 at G.B.:** Started the team's season opener at RG
- **9/18 at S.D.:** Started at RG
- **9/25 vs. BAL:** Started at RG
- **10/2 vs. IND:** Started at RG and helped the team rush for 136 yards
- **10/16 at CHI:** Started at RG
- **10/23 vs. OAK:** Started at RG
- **10/27 at TEN:** Started at RG
- **11/6 at K.C.:** Started at RG, helping the team rush for a season-high 205 yards
- **11/13 vs. HOU:** Started at RG
- **11/20 at DET:** Started at RG in his 25th career game
- **11/27 at BUF:** Started at RG
- **12/4 vs. DEN:** Started at RG and helped the team rush for 154 yards
- **12/11 vs. MIN:** Started at RG
- **12/18 at HOU:** Started at RG
- **12/24 vs. TEN:** Started at RG
- **1/1 at IND:** Started at RG, helping the team rush for 182 yards

2015 (w/ JAX - 15/13)

Rookie offensive lineman started 13 games at RG

- **10/4 at IND:** Made his first career start at RG, helping fellow rookie RB T.J. Yeldon rush for 100+ yards
- **10/25 vs. BUF:** Started at RG, helping RB T.J. Yeldon rush for a season-high 115 yards
- **12/13 vs. IND:** Started at RG, helping the Jaguars rush for a season-high 154 yards

COLLEGE (at South Carolina, 2010-15)

- Four-year starter, starting in 51 games, the second-most in school history (T.J. Johnson, 53)
- Three-time member of the SEC Fall Academic Honor Roll
- In 2014, named first-team All-America by Sporting News, ESPN.com and CBSsportsline.com, was a second-team All-American by Walter Camp, Associated Press and Sports Illustrated, and a third-team selection by College Sports Madness
- Earned first team All-SEC honors by the coaches and ESPN.com and was a second-team pick by the AP
- In 2013, voted a permanent team captain as a junior
- Majored in African American studies

PERSONAL

- Played on both sides of the ball for Head Coach Kevin Crosby at Bamberg-Ehrhardt (S.C.) High School
- Graded out at 96 percent with 60 knockdown blocks as an offensive tackle
- Did not give up a sack
- Given name is Aaron
- Twitter handle is @AJCann50

BARRY CHURCH

42

BARRY CHURCH

SAFETY

6-2 218 LBS.


TOLEDO

BORN FEBRUARY 11, 1988

PITTSBURGH, PENNSYLVANIA

ACQ: UFA (DALLAS) 2017

EXP: 8TH YEAR



TRANSACTIONS

Originally signed with Dallas as an undrafted free agent on 4/30/10 ... Signed a four-year contract extension with the club on 10/26/12 ... Signed by Jacksonville as an unrestricted free agent on 3/10/17

PRO (Games played/started - 100/73, 3/3)

- Elected as a team captain for the Cowboys in 2014 and 2016
- Career totals include 507 tackles, 20 PDs, six INTs and 1.0 sack in 100 career games (73 starts)

2017 (w/ JAX - 10/10)

- **9/10 at HOU:** Started at SS and was tied for second on the team with six tackles (three solo) ... Registered his sixth consecutive game with at least five tackles
- **9/17 vs. TEN:** Started at SS and was tied for second on the team with six solo tackles ... Registered his seventh consecutive game with at least five tackles
- **9/24 vs. BAL:** Started at SS and recorded two solo tackles
- **10/1 at NYJ:** Started at SS and recorded six tackles (five solo), one tackle for a loss and his first career sack
- **10/8 at PIT:** Started at SS and recorded four tackles (two solo), one pass defended and one INT, which he returned 51 yards for a TD
- **10/15 vs. LAR:** Started at SS and recorded three tackles (two solo) and one pass defended
- **10/22 at IND:** Started at SS and recorded seven tackles (six solo) and one pass defended
- **11/5 vs. CIN:** Led the team with five tackles (three solo) and helped limit CIN QB **Andy Dalton** to a season-low 163 passing yards
- **11/12 vs. LAC:** Started at SS and recorded three solo tackles and one pass defended
- **11/19 at CLE:** Started at SS and recorded three tackles (two solo)

2016 (w/ DAL, 12/12, 1/1)

Started 12 games, but missed four games due to a fractured forearm ... Led the team with two INTs

- **9/18 at WAS:** Recorded five tackles, one pass defended and his fourth career INT
- **12/26 vs. DET:** Registered a season-high 12 tackles (seven solo)
- **1/15 vs. G.B.:** Notched four tackles and 1.0 sack in third postseason appearance

2015 (w/ DAL, 15/15)

Started 15 games, finishing the season on IR with a broken arm ... Finished second on the team with 113 tackles

- **11/15 at T.B.:** Recorded a season-high 11 tackles (nine solo) to finish second on the team
- **12/19 vs. NYJ:** Made his 50th career start and had seven tackles (four solo)

2014 (w/ DAL, 16/16, 2/2)

Elected by his teammates as one of the defensive captains for the season ... Started all 16 games for the second consecutive season ... Led the team in tackles (105) for the second straight year

- **9/14 at TEN:** Registered his second career INT and had six tackles (five solo) and one pass defended
- **11/23 at NYG:** Recorded seven solo tackles, including one for a loss, one pass defended, and returned an INT 45 yards
- **11/27 vs. PHI:** Had a season-high 11 tackles (nine solo) and one pass defended

2013 (w/ DAL, 16/16)

Started all 16 games played for the first time in his career ... Finished with the team-best and career-high 133 tackles (105 solo)

- **9/8 vs. NYG:** Recorded eight tackles (seven solo), his first NFL forced fumble and a fumble recovery, which he returned 27 yards for a TD
- **11/10 at N.O.:** Posted a season-high and team best 14 tackles (nine solo)
- **11/27 vs. OAK:** Registered eight tackles (six solo) to surpass the 100-tackle mark for the season, the first time in his career

2012 (w/ DAL, 3/3)

Earned the starting SS position in training camp, but was placed on IR after three games with an Achilles tendon injury

2011 (w/ DAL, 13/1)

Played in 13 games finishing the season on IR due to a shoulder injury

- **9/18 at WAS:** Recorded four tackles (three solo), including two for a loss
- **12/11 vs. NYG:** Earned his first NFL start and registered two tackles before leaving the game with a shoulder injury

2010 (w/ DAL, 15/0)

Was one of four rookie free agents to make the active roster and played in 15 games seeing time mainly on special teams

- **9/19 vs. CHI:** Made his NFL debut on special teams
- **10/31 vs. JAX:** Registered four tackles (three solo) as a reserve safety

COLLEGE (at Toledo, 2006-09)

- Career totals include 354 tackles, 26 for a loss, nine INTs, 18 passes defended, six forced fumbles and three blocked kicks
- As a senior, was named first-team All-MAC for the fourth time, becoming the first Rocket and the third MAC player to ever achieve that distinction
- Was one-of-12 semifinalists for the Jim Thorpe Award (top defensive back) and selected to play in the East-West Shrine Game

PERSONAL

- Attended Penn Hills (Pittsburgh) High School and named to the *Pittsburgh Tribune-Review's* "Terrific 25" team and second-team all-state Class AAAA at safety as a senior
- As a senior, had 80 tackles, 9.0 sacks and four INTs, as well as 30 catches for 670 yards and four offensive TDs
- He and his wife, Marcia, were married in June 2015
- Twitter handle is @BarryChurch42

REGULAR SEASON CAREER STATISTICS

YEAR	TEAM	GP/GS	TKL	SOLO	ASST	SACKS	FF	FR	PD	INT	TD
2010	DAL	15/0	13	10	3	0.0	1	0	0	0	0
2011	DAL	13/1	20	16	4	0.0	0	0	0	0	0
2012	DAL	3/3	5	3	2	0.0	0	1	0	0	0
2013	DAL	16/16	133	105	28	0.0	3	1	6	1	1
2014	DAL	16/16	93	73	20	0.0	1	1	6	2	0
2015	DAL	15/15	113	75	38	0.0	1	0	0	0	0
2016	DAL	12/12	85	61	24	0.0	1	0	4	2	0
2017	JAX	10/10	45	34	11	1.0	0	0	4	1	1
NFL totals:		7 yrs.100/73	507	377	130	1.0	7	3	20	6	2

POSTSEASON CAREER STATISTICS

YEAR	TEAM	GP/GS	TKL	SOLO	ASST	SACKS	FF	FR	PD	INT
2014	DAL	2/2	12	10	2	0.0	1	0	0	0
2016	DAL	1/1	4	2	2	1.0	0	0	0	0
Postseason totals:		3/3	16	12	4	1.0	1	0	0	0

CAREER HIGHS

	GAME	SEASON
Tackles:	14 (11/10/13 at NO)	133 (2013)
Interceptions:	1 (six times, last: 10/8/17 at PIT)	2 (2014 & 2016)
Forced fumbles:	1 (seven times, last: 10/16/16 at GB)	3 (2012)
Fumble recoveries:	1 (three times, last: 11/9/14 at JAX)	1 (2012-14)
Passes defended:	3 (9/22/13 vs. STL)	6 (2013 & 2014)

2017 GAME-BY-GAME STATISTICS

DATE	OPP	TKL	SOLO	ASST	ST	SACKS	FF	FR	PD	INT
09/10	at Houston	6	3	3	0	0.0	0	0	0	0
09/17	vs. Tennessee	6	6	0	0	0.0	0	0	0	0
09/24	vs. Baltimore	2	2	0	0	0.0	0	0	0	0
10/01	at New York Jets	6	5	1	0	1.0	0	0	0	0
10/08	at Pittsburgh	4	2	2	0	0.0	0	0	1	1
10/15	vs. LA Rams	3	2	1	0	0.0	0	0	1	0
10/22	at Indianapolis	7	6	1	0	0.0	0	0	1	0
BYE WEEK										
11/05	vs. Cincinnati	5	3	2	0	0.0	0	0	0	0
11/12	vs. LA Chargers	3	3	0	0	0.0	0	0	1	0
11/19	at Cleveland	3	2	1	0	0.0	0	0	0	0
11/26	at Arizona									
12/03	vs. Indianapolis									
12/10	vs. Seattle									
12/17	vs. Houston									
12/24	at San Francisco									
12/31	at Tennessee									
2017 totals:		45	34	11	0	1.0	0	0	4	1

BARRY CHURCH



2016 GAME-BY-GAME STATISTICS

DATE	OPP	TKL	SOLO	ASST	ST	SACKS	FF	FR	PD	INT
09/11	vs. New York Giants	7	4	3	0	0.0	0	0	0	0
09/18	at Washington	5	3	2	0	0.0	0	0	1	1
09/25	vs. Chicago	9	6	3	0	0.0	0	0	1	0
10/02	at San Francisco	8	8	0	0	0.0	0	0	0	0
10/09	vs. Cincinnati	8	7	1	0	0.0	0	0	0	0
10/16	at Green Bay	5	4	1	0	0.0	1	0	1	1
10/23	BYE WEEK									
10/30	vs. Philadelphia	3	2	1	0	0.0	0	0	0	0
11/06	at Cleveland				ina					
11/13	at Pittsburgh				ina					
11/20	vs. Baltimore				ina					
11/24	vs. Washington				ina					
12/01	at Minnesota	9	7	2	0	0.0	0	0	0	0
12/11	at New York Giants	8	4	4	0	0.0	0	0	1	0
12/18	vs. Tampa Bay	6	5	1	0	0.0	0	0	0	0
12/26	vs. Detroit	12	7	5	0	0.0	0	0	0	0
01/01	at Philadelphia	5	4	1	0	0.0	0	0	0	0
2016 totals:		85	61	24	0	0.0	1	0	4	2

1/15 vs. Green Bay	4	2	2	0	1.0	0	0	0	0	0
Postseason totals:	4	2	2	0	1.0	0	0	0	0	0



2015 GAME-BY-GAME STATISTICS

DATE	OPP	TKL	SOLO	ASST	ST	SACKS	FF	FR	PD	INT
09/13	vs. New York Giants	8	4	4	0	0.0	0	0	0	0
09/20	at Philadelphia	6	4	2	0	0.0	0	0	0	0
09/27	vs. Atlanta	6	4	2	0	0.0	0	0	0	0
10/04	at New Orleans	8	6	2	1	0.0	0	0	0	0
10/11	vs. New England	8	5	3	0	0.0	0	0	0	0
10/18	BYE WEEK									
10/25	at New York Giants	6	4	2	1	0.0	0	0	0	0
11/01	vs. Seattle	9	5	4	1	0.0	0	0	0	0
11/08	vs. Philadelphia	8	4	4	0	0.0	0	0	0	0
11/15	at Tampa Bay	11	9	2	0	0.0	0	0	0	0
11/22	at Miami	4	3	1	0	0.0	0	0	0	0
11/26	vs. Carolina	4	2	2	0	0.0	0	0	0	0
12/07	at Washington	10	7	3	0	0.0	0	0	0	0
12/13	at Green Bay	11	9	2	0	0.0	0	0	0	0
12/19	vs. New York Jets	7	4	3	0	0.0	0	0	0	0
12/27	at Buffalo	7	5	2	0	0.0	1	0	0	0
01/03	vs. Washington				IR					
2015 totals:		113	75	38	3	0.0	1	0	0	0



2014 GAME-BY-GAME STATISTICS

DATE	OPP	TKL	SOLO	ASST	ST	SACKS	FF	FR	PD	INT
09/07	vs. San Francisco	5	2	3	0	0.0	0	0	1	0
09/14	at Tennessee	6	5	1	0	0.0	0	0	1	1
09/21	at St. Louis	5	4	1	0	0.0	0	0	0	0
09/28	vs. New Orleans	6	5	1	0	0.0	0	0	0	0
10/05	vs. Houston	6	6	0	0	0.0	0	0	0	0
10/12	at Seattle	5	2	3	0	0.0	0	0	1	0
10/19	vs. New York Giants	8	6	2	0	0.0	1	0	0	0
10/27	vs. Washington	6	5	1	0	0.0	0	0	0	0
11/02	vs. Arizona	5	4	1	0	0.0	0	0	0	0
11/09	at Jacksonville	2	2	0	0	0.0	0	1	0	0
11/16	BYE WEEK									
11/23	at New York Giants	7	7	0	1	0.0	0	0	1	1
11/27	vs. Philadelphia	11	9	2	0	0.0	0	0	1	0
12/04	at Chicago	4	4	0	1	0.0	0	0	1	0
12/14	at Philadelphia	6	6	0	2	0.0	0	0	0	0
12/21	vs. Indianapolis	3	1	2	0	0.0	0	0	0	0
12/28	vs. Washington	8	5	3	0	0.0	0	0	0	0
2014 totals:		93	73	20	4	0.0	1	1	6	2

01/04 vs. Detroit	4	3	1	0	0.0	1	0	0	0	0
01/11 at Green Bay	8	7	1	0	0.0	0	0	0	0	0
Postseason totals:	12	10	2	0	0.0	1	0	0	0	0



2013 GAME-BY-GAME STATISTICS

DATE	OPP	TKL	SOLO	ASST	ST	SACKS	FF	FR	PD	INT
09/08	vs. New York Giants	8	7	1	0	0.0	1	1	0	0
09/15	at Kansas City	7	7	0	0	0.0	0	0	0	0
09/22	vs. St. Louis	3	3	0	0	0.0	0	0	3	0
09/29	at San Diego	9	8	1	0	0.0	0	0	0	0
10/06	vs. Denver	11	10	1	0	0.0	1	0	1	0
10/13	vs. Washington	9	8	1	0	0.0	0	0	1	0
10/20	at Philadelphia	5	4	1	0	0.0	0	0	1	1
10/27	at Detroit	9	7	2	0	0.0	1	0	0	0
11/03	vs. Minnesota	5	4	1	0	0.0	0	0	0	0
11/10	at New Orleans	14	9	5	0	0.0	0	0	0	0
11/17	BYE WEEK									
11/24	at New York Giants	13	8	5	0	0.0	0	0	0	0
11/28	vs. Oakland	8	6	2	0	0.0	0	0	0	0
12/09	at Chicago	7	6	1	1	0.0	0	0	0	0
12/15	vs. Green Bay	11	8	3	0	0.0	0	0	0	0
12/22	at Washington	7	4	3	0	0.0	0	0	0	0
12/29	vs. Philadelphia	7	6	1	1	0.0	0	0	0	0
2013 totals:		133	105	28	2	0.0	3	1	6	1



2012 GAME-BY-GAME STATISTICS

DATE	OPP	TKL	SOLO	ASST	ST	SACKS	FF	FR	PD	INT
09/05	at New York Giants	1	0	1	1	0.0	0	1	0	0
09/16	at Seattle	1	0	1	0	0.0	0	0	0	0
09/23	vs. Tampa Bay	3	3	0	0	0.0	0	0	0	0
10/01	vs. Chicago				IR					
10/08	BYE WEEK									
10/14	at Baltimore				IR					
10/21	at Carolina				IR					
10/28	vs. New York Giants				IR					
11/04	at Atlanta				IR					
11/11	at Philadelphia				IR					
11/18	vs. Cleveland				IR					
11/22	vs. Washington				IR					
12/02	vs. Philadelphia				IR					
12/09	at Cincinnati				IR					
12/16	vs. Pittsburgh				IR					
12/23	vs. New Orleans				IR					
12/30	at Washington				IR					
2012 totals:		5	3	2	1	0.0	0	1	0	0



2011 GAME-BY-GAME STATISTICS

DATE	OPP	TKL	SOLO	ASST	ST	SACKS	FF	FR	PD	INT
09/11	at New York Jets	2	2	0	1	0.0	0	0	0	0
09/18	at San Francisco	0	0	0	0	0.0	0	0	0	0
09/26	vs. Washington	0	0	0	1	0.0	0	0	0	0
10/02	vs. Detroit	5	4	1	1	0.0	0	0	0	0
10/09	BYE WEEK									
10/16	at New England	1	0	1	1	0.0	0	0	0	0
10/23	vs. St. Louis	0	0	0	0	0.0	0	0	0	0
10/30	at Philadelphia	0	0	0	0	0.0	0	0	0	0
11/06	vs. Seattle	2	2	0	0	0.0	0	0	0	0
11/13	vs. Buffalo	4	3	1	0	0.0	0	0	0	0
11/20	at Washington	4	3	1	0	0.0	0	0	0	0
11/24	vs. Miami	0	0	0	0	0.0	0	0	0	0
12/04	at Arizona	0	0	0	1	0.0	0	0	0	0
12/11	vs. New York Giants	2	2	0	0	0.0	0	0	0	0
12/17	at Tampa Bay				IR					
12/24	vs. Philadelphia				IR					
01/01	at New York Giants				IR					
2011 totals:		20	16	4	5	0.0	0	0	0	0



2010 GAME-BY-GAME STATISTICS

DATE	OPP	TKL	SOLO	ASST	ST	SACKS	FF	FR	PD	INT
09/12	at Washington				ina					
09/19	vs. Chicago	0	0	0	0	0.0	0	0	0	0
09/26	at Houston	1	1	0	0	0.0	0	0	0	0
10/03	BYE WEEK									
10/10	vs. Tennessee	0	0	0	0	0.0	0	0	0	0
10/17	at Minnesota	0	0	0	1	0.0	0	0	0	0
10/25	vs. New York Giants	0	0	0	0	0.0	0	0	0	0
10/31	vs. Jacksonville	4	3	1	0	0.0	0	0	0	0
11/07	at Green Bay	3	2	1	1	0.0	1	0	0	0
11/14	at New York Giants	2	1	1	1	0.0	0	0	0	0
11/21	vs. Detroit	1	1	0	0	0.0	0	0	0	0
11/25	vs. New Orleans	0	0	0	0	0.0	0	0	0	0
12/05	at Indianapolis	0	0	0	0	0.0	0	0	0	0
12/12	vs. Philadelphia	0	0	0	0	0.0	0	0	0	0
12/19	vs. Washington	2	2	0	1	0.0	0	0	0	0
12/25	at Arizona	0	0	0	1	0.0	0	0	0	0
01/02	at Philadelphia	0	0	0	0	0.0	0	0	0	0
2010 totals:		13	10	3	5	0.0	1	0	0	0

KEELAN COLE

84

KEELAN COLE



WIDE RECEIVER

6-1 194 LBS

KENTUCKY WESLEYAN

BORN APRIL 20, 1993

LOUISVILLE, KENTUCKY

ACQ: FREE AGENT 2017

EXP: ROOKIE

TRANSACTIONS

Originally signed as an undrafted free agent on 5/10/17

PRO (Games played/started - 10/2)

• Totaled five receptions for 132 yards (26.4 avg.) with one TD and also returned one punt for 31 yards in the 2017 preseason

2017 (w/ JAX - 10/2)

- **9/10 at HOU:** Saw action at WR and on special teams
- **9/17 vs. TEN:** Recorded his first career reception and finished the game with two receptions for 13 yards
- **9/24 vs. BAL:** Made his first career NFL start at WR and recorded one reception for 13 yards
- **10/1 at NYJ:** Recorded one reception for 10 yards
- **10/8 at PIT:** Recorded one reception for four yards
- **10/15 vs LAR:** Recorded one reception for seven yards
- **10/22 at IND:** Started at WR and recorded two receptions for 64 yards, including a long reception of 52
- **11/5 vs. CIN:** Recorded three receptions for 47 yards, including a long reception of 37 yards
- **11/12 vs. LAC:** Recorded three receptions for 61 yards, including a long reception of 36 yards
- **11/19 at CLE:** Recorded three receptions for 24 yards

COLLEGE (at Kentucky Wesleyan, 2013-16)

- Named to the D2football.com All-American First Team, Associated Press Little All-American First Team and the Don Hansen All-American First Team
- Led the nation in kickoffs returned for a TD (two) and ranked second in all-purpose yards (198.1 yards per game) as a senior
- Named Great Midwest Athletic Conference Offensive and Special Teams Player of the Year in 2016
- Led the NCAA in receiving yards (1,577), receiving yards per game (141.5) and receiving TDs (21) as a sophomore in 2014

PERSONAL

- Coached by Tyrann Scroggins at Central (Ky.) High School, where he was a four-year letterwinner and two-year starter at DB, WR and QB

REGULAR SEASON CAREER STATISTICS

YEAR	TEAM	GP/GS	RECs	YDS	AVG.	LG	TD
2017	JAX	10/2	17	243	14.3	52	0
NFL totals: 1 yr.		10/2	17	243	14.3	52	0

2017 GAME-BY-GAME STATISTICS

DATE	OPP	RECs	YDS	AVG.	LG	TD
09/10	at Houston	0	0	0.0	-	0
09/17	vs. Tennessee	2	13	6.5	11	0
09/24	vs. Baltimore	1	13	13.0	13	0
10/01	at New York Jets	1	10	10.0	10	0
10/08	at Pittsburgh	1	4	4.0	4	0
10/15	vs. LA Rams	1	7	7.0	7	0
10/22	at Indianapolis	2	64	32.0	52	0
BYE WEEK						
11/05	vs. Cincinnati	3	47	15.7	37	0
11/12	vs. LA Chargers	3	61	20.6	36	0
11/19	at Cleveland	3	24	8.0	11	0
11/26	at Arizona					
12/03	vs. Indianapolis					
12/10	vs. Seattle					
12/17	vs. Houston					
12/24	at San Francisco					
12/31	at Tennessee					
2017 totals:		17	243	14.3	52	0

Additional Statistics: one special teams tackle

AARON COLVIN

22

AARON COLVIN

CORNERBACK
6-0 193 LBS.
OKLAHOMA
BORN OCTOBER 2, 1991
TULSA, OKLAHOMA
ACQ: 4TH ROUND OF 2014 DRAFT (114TH)
EXP: 4TH YEAR



TRANSACTIONS

Originally drafted by Jacksonville in the fourth round (114th overall) of the 2014 draft ... Placed on injured reserve on 12/23/16

PRO (Games played/started - 42/22)

- Since 2015, his 5.0 sacks are most in the NFL by a CB and tied for the most by a defensive back (K.C.'s **Ron Parker**)
- Began rookie season on reserve/physically unable to perform list after suffering an ACL injury while playing for the Jaguars coaching staff on the South squad at the Senior Bowl in 2014

2017 (w/ JAX - 10/2)

- **9/10 at HOU:** Saw action at CB and recorded one solo tackle
- **9/17 vs. TEN:** Recorded three solo tackles
- **9/24 vs. BAL:** Recorded one solo tackle and one pass defended
- **10/1 at NYJ:** Recorded three tackles (two solo)
- **10/8 at PIT:** Tied for the team lead with 10 tackles (nine solo) and also recorded two tackles for a loss
- **10/15 vs. LAR:** Recorded two solo tackles, one tackle for a loss and a fumble recovery
- **10/22 at IND:** Started at CB in the nickel package and recorded two tackles (one solo)
- **11/5 vs. CIN:** Recorded one solo tackle
- **11/12 vs. LAC:** Started at CB and recorded three tackles (one solo), one tackle for a loss and one pass defended
- **11/19 at CLE:** Recorded two tackles (one solo)

2016 (w/ JAX - 10/4)

Missed the first four games of the season on the Reserve/Suspended by the Commissioner list

- **10/16 at CHI:** Made his season debut, posting five solo tackles, including one tackle for loss
- **10/23 vs. OAK:** Tallied three solo tackles at CB
- **10/27 at TEN:** Started at LCB and made two tackles (one solo)
- **11/6 at K.C.:** Saw action at CB and made seven tackles (five solo)
- **11/13 vs. HOU:** Saw action at CB and registered a seven-yard sack
- **11/20 at DET:** Started at CB and recorded two solo tackles before exiting the game with a concussion
- **11/27 at BUF:** Saw action at CB and on special teams
- **12/4 vs. DEN:** Saw action at CB and made one solo tackle
- **12/11 vs. MIN:** Started at CB and made one tackle
- **12/18 at HOU:** Started at CB before exiting the game with an ankle injury

2015 (w/ JAX - 16/15)

Started in 15 of 16 games at RCB, totaling 73 tackles (60 solo), seven passes defended, six tackles for loss and 4.0 sacks ... His 4.0 sacks are the most by an NFL DB since **Roman Harper's** 7.5 sacks in 2011 and the most by a Jaguars DB since **Aaron Beasley's** 5.0 sacks in 2000 (Colvin's 4.0 sacks are the second-most by a Jaguars DB in franchise history)

- **9/20 vs. MIA:** Made six tackles (five solo)
- **10/4 at IND:** Started at RCB, recording six tackles (five solo), including two tackles for loss, and his first career sack
- **10/11 at T.B.:** Started at RCB, tallying five tackles (five solo) and one sack
- **10/25 vs. BUF:** Made six tackles (six solo), including a sack-fumble that DE **Chris Clemons** returned for a TD ... Recorded the game-clinching PBU with 57 seconds remaining in the game to force a turnover on downs
- **11/8 at NYJ:** Made a season-high eight tackles (four solo), including one tackle for loss
- **11/19 vs. TEN:** Started at RCB, making seven tackles (seven solo), three passes defended and one sack
- **12/27 at N.O.:** Started at RCB and made a season-high nine tackles (five solo)

2014 (w/ JAX - 6/1)

Saw action in six games as a rookie and totaled 25 tackles (21 solo), two passes defended, two QB hits and one fumble recovery ... Placed on the reserve/physically unable to perform list on Aug. 26 and was activated to 53-man roster on Nov. 11

- **11/23 at IND:** Made NFL debut and saw action at CB and on special teams ... Finished with one solo tackle
- **11/30 vs. NYG:** Saw extensive action at CB ... Scored a TD on a 41-yard fumble return in the fourth quarter, his first career score ... It marked the fifth-longest fumble recovery for a touchdown in team history and longest since 2007 (77 yards,

Daryl Smith, Oct. 14 vs. Houston)

- **12/7 vs. HOU:** Registered five tackles (four solo) and added one special teams tackle
- **12/18 vs. TEN:** Posted a career-high seven solo tackles and one pass defended

COLLEGE (at Oklahoma, 2010-13)

- Four-year letterman
- Appeared in 50 games with 36 starts
- Career totals include 234 tackles (170 solo), 15 tackles for a loss, 3.5 sacks, five INTs, one forced fumble, three fumble recoveries and 23 passes defended
- Started 35 of his last 36 games
- Named a semifinalist for the Thorpe Award as a senior, given to the top defensive back in college football
- Was All-Big 12 first-team selection by coaches, AP and the San Antonio Express-News
- Majored in communications

PERSONAL

- Attended Owasso (Okla.) High School
- Son of Bryant and Lisa Colvin
- Twitter handle is @AColvin_22

REGULAR SEASON CAREER STATISTICS										
YEAR	TEAM	GP/GS	TKL	SOLO	ASST	SACKS	FF	FR	PD	INT
2014	JAX	6/1	25	21	4	0.0	0	1	2	0
2015	JAX	16/15	73	60	13	4.0	1	0	7	0
2016	JAX	10/4	22	18	4	1.0	0	0	0	0
2017	JAX	10/2	28	22	6	0.0	0	1	2	0
NFL totals: 3 yrs.		42/22	149	122	27	5.0	1	2	11	0

CAREER HIGHS		
	GAME	SEASON
Tackles:	10 (10/8/17 at PIT)	73 (2015)
Sacks:	1.0 (five times, last: 11/13/16 vs. HOU)	4.0 (2016)
Passes defended:	3 (11/19/15 vs. TEN)	7 (2015)
Forced fumbles:	1 (10/25/15 vs. BUF)	1 (2015)
Fumble recoveries:	1 (twice, last: 10/15/17 vs. LAR)	1 (2014 & 17)

2017 GAME-BY-GAME STATISTICS										
DATE	OPP	TKL	SOLO	ASST	SACKS	FF	FR	PD	INT	
09/10	at Houston	1	1	0	0.0	0	0	0	0	
09/17	vs. Tennessee	3	3	0	0.0	0	0	0	0	
09/24	vs. Baltimore	1	1	0	0.0	0	0	1	0	
10/01	at New York Jets	3	2	1	0.0	0	0	0	0	
10/08	at Pittsburgh	10	9	1	0.0	0	0	0	0	
10/15	vs. LA Rams	3	2	1	0.0	0	1	0	0	
10/22	at Indianapolis	2	1	1	0.0	0	0	0	0	
BYE WEEK										
11/05	vs. Cincinnati	1	1	0	0.0	0	0	0	0	
11/12	vs. LA Chargers	3	1	2	0.0	0	0	1	0	
11/19	at Cleveland	2	1	1	0.0	0	0	0	0	
11/26	at Arizona									
12/03	vs. Indianapolis									
12/10	vs. Seattle									
12/17	vs. Houston									
12/24	at San Francisco									
12/31	at Tennessee									
2017 totals:		28	22	6	0.0	0	1	2	0	

2016 GAME-BY-GAME STATISTICS										
DATE	OPP	TKL	SOLO	ASST	SACKS	FF	FR	PD	INT	
09/11	vs. Green Bay				--					
09/18	at San Diego				--					
09/25	vs. Baltimore				--					
10/02	vs. Indianapolis				--					
BYE WEEK										
10/16	at Chicago	5	5	0	0.0	0	0	0	0	
10/23	vs. Oakland	3	3	0	0.0	0	0	0	0	
10/27	at Tennessee	2	1	1	0.0	0	0	0	0	
11/06	Kansas City	7	5	2	0.0	0	0	0	0	
11/13	vs. Houston	1	1	0	1.0	0	0	0	0	
11/20	at Detroit	2	2	0	0.0	0	0	0	0	
11/27	at Buffalo	0	0	0	0.0	0	0	0	0	
12/04	vs. Denver	1	1	0	0.0	0	0	0	0	
12/11	vs. Minnesota	1	0	1	0.0	0	0	0	0	
12/18	at Houston	0	0	0	0.0	0	0	0	0	
12/24	vs. Tennessee				IR					
01/01	at Indianapolis				IR					
2016 totals:		22	18	4	1.0	0	0	0	0	

AARON COLVIN



2015 GAME-BY-GAME STATISTICS

DATE	OPP	TKL	SOLO	ASST	SACKS	FF	FR	PD	INT
09/13	vs. Carolina	2	1	1	0.0	0	0	0	0
09/20	vs. Miami	6	5	1	0.0	0	0	0	0
09/27	at New England	2	2	0	0.0	0	0	0	0
10/04	at Indianapolis	6	5	1	1.0	0	0	0	0
10/11	at Tampa Bay	6	5	1	1.0	0	0	0	0
10/18	vs. Houston	4	4	0	0.0	0	0	0	0
10/25	vs. Buffalo	6	6	0	1.0	1	0	1	0
BYE WEEK									
11/08	at N.Y. Jets	8	4	4	0.0	0	0	0	0
11/15	at Baltimore	4	3	1	0.0	0	0	0	0
11/19	vs. Tennessee	7	7	0	1.0	0	0	3	0
11/29	vs. San Diego	3	3	0	0.0	0	0	1	0
12/06	at Tennessee	0	0	0	0.0	0	0	1	0
12/13	vs. Indianapolis	2	2	0	0.0	0	0	0	0
12/20	vs. Atlanta	3	3	0	0.0	0	0	0	0
12/27	at New Orleans	9	5	4	0.0	0	0	0	0
01/03	at Houston	5	4	1	0.0	0	0	1	0
2015 totals:		73	60	13	4.0	1	0	7	0



2014 GAME-BY-GAME STATISTICS

DATE	OPP	TKL	SOLO	ASST	SACKS	FF	FR	PD	INT
09/07	at Philadelphia				PUP				
09/14	at Washington				PUP				
09/21	vs. Indianapolis				PUP				
09/28	at San Diego				PUP				
10/05	vs. Pittsburgh				PUP				
10/12	at Tennessee				PUP				
10/19	vs. Cleveland				PUP				
10/26	vs. Miami				PUP				
11/02	at Cincinnati				PUP				
11/09	vs. Dallas				PUP				
BYE WEEK									
11/23	at Indianapolis	1	1	0	0.0	0	0	0	0
11/30	vs. N.Y. Giants	4	3	1	0.0	0	1	1	0
12/07	vs. Houston	5	4	1	0.0	0	0	0	0
12/14	at Baltimore	4	3	1	0.0	0	0	0	0
12/18	vs. Tennessee	7	7	0	0.0	0	0	1	0
12/28	at Houston	4	3	1	0.0	0	0	0	0
2014 totals:		25	21	4	0.0	0	1	2	0

MARCELL DAREUS

99 MARCELL DAREUS



DEFENSIVE TACKLE

6-3 331 LBS

ALABAMA

BORN MARCH 13, 1990

BIRMINGHAM, ALABAMA

ACQ: TRADE (BUFFALO) 2017

EXP: 7TH YEAR



TRANSACTIONS

Originally drafted by Buffalo in the first round (third overall) in the 2011 draft ... Traded to Jacksonville for a 2018 sixth-round draft pick on 10/28/17

PRO (Games played/started - 94/85)

- Earned All-Pro honors in 2014
- Selected to the Pro Bowl in 2014 and 2015
- His 34.5 sacks are the fourth most among defensive linemen in the NFL from 2011-2016

2017 (w/ BUF, JAX - 8/0)

Appeared in five games with Buffalo prior to his trade to Jacksonville and totaled eight tackles (four solo), one sack and two tackles for a loss

- **11/5 vs. CIN:** Made his Jaguars debut and recorded three solo tackles
- **11/12 vs. LAC:** Recorded four tackles (three solo)
- **11/19 at CLE:** Recorded two solo tackles

2016 (w/ BUF - 8/7)

Appeared in eight games with seven starts and recorded 39 tackles (24 solo), five tackles for a loss, 3.5 sacks and one pass defended

2015 (w/ BUF - 15/15)

Started all 15 games he appeared in and totaled 51 tackles (38 solo), nine tackles for a loss and two sacks

2014 (w/ BUF - 15/15)

Started all 15 games he appeared in under current Jaguars Head Coach Doug Marrone and totaled 49 tackles (36 solo), 12 tackles for a loss, a career high 10 sacks, one pass defended and one forced fumble

2013 (w/ BUF - 16/14)

Appeared in all 16 games under current Jaguars Head Coach Doug Marrone, starting 14 and recorded a career high 71 tackles (46 solo), eight tackles for a loss, 7.5 sacks, three passes defended and one forced fumble

2012 (w/ BUF - 16/16)

Started in all 16 games and recorded 39 tackles (26 solo), five tackles for a loss, 5.5 sacks, six passes defended and one fumble recovery

2011 (w/ BUF - 16/15)

Appeared in all 16 games, starting 15 and totaled 43 tackles (32 solo), nine tackles for a loss, 5.5 sacks, two passes defended and one fumble recovery

COLLEGE (at Alabama, 2008-10)

- Appeared in 33 career games, totaling 39 tackles (27 solo), 20 tackles for loss and 11 sacks.
- Won the BCS National Championship in 2010 and was named the game's defensive MVP

PERSONAL

- Totaled 117 tackles and 20 sacks as a senior, and also returned a fumble for a touchdown
- Attended Huffman (Ala.) High School
- ASWA All-State honorable mention, listed on the Atlanta Journal-Constitution's Super Southern 100 and the Mobile Press-Register Elite 18.

REGULAR SEASON CAREER STATISTICS

YEAR	TEAM	GP/GS	TKL	SOLO	ASST	SACKS	FF	FR	PD	TFL	INT
2011	BUF	16/15	43	32	11	5.5	0	1	2	9	0
2012	BUF	16/16	39	26	13	5.5	0	1	6	5	0
2013	BUF	16/14	71	46	25	7.5	1	0	3	8	0
2014	BUF	15/15	49	36	13	10.0	1	0	1	12	0
2015	BUF	15/15	51	38	13	2.0	0	0	0	5	0
2016	BUF	8/7	39	24	15	3.5	0	0	1	5	0
2017	BUF	5/3	8	4	4	1.0	0	0	0	2	0
2017	JAX	3/0	9	8	1	0.0	0	0	0	0	0
NFL totals: 7 yrs.		94/85	309	214	95	35.0	2	2	13	46	0

CAREER HIGHS

	GAME	SEASON
Tackles:	8 (two times; last: 11/12/16 vs. JAX)	71 (2013)
Sacks:	3.0 (two times; last: 11/9/14 vs. KC)	10.0 (2014)
Forced fumbles:	1 (two times; last: 10/5/14 at DET)	1 (2013 & 2014)
Fumble recoveries:	1 (two times; last: 10/7/14 at S.F.)	1 (2011 & 2012)

2017 GAME-BY-GAME STATISTICS


DATE	OPP	TKL	SOLO	ASST	SACKS	FF	FR	PD	TFL	INT
09/10*	vs. New York Jets	0	0	0	0.0	0	0	0	0	0
09/17*	at Carolina	1	0	1	0.0	0	0	0	0	0
09/24*	vs. Denver	0	0	0	0.0	0	0	0	0	0
10/01*	at Atlanta	0	0	0	0.0	0	0	0	0	0
10/08*	at Cincinnati	2	1	1	1.0	0	0	0	1	0
BYE WEEK										
10/22*	vs. Tampa Bay	5	3	2	0.0	0	0	0	1	0
BYE WEEK										
11/05	vs. Cincinnati	3	3	0	0.0	0	0	0	0	0
11/12	vs. LA Chargers	4	3	1	0.0	0	0	0	0	0
11/19	at Cleveland	2	2	0	0.0	0	0	0	0	0
11/26	at Arizona									
12/03	vs. Indianapolis									
12/10	vs. Seattle									
12/17	vs. Houston									
12/24	at San Francisco									
12/31	at Tennessee									
2017 totals:		17	12	5	1.0	0	0	0	2	0

* spent first seven weeks with Buffalo

LEONARD FOURNETTE

27 LEONARD FOURNETTE

RUNNING BACK
6-0 228 LBS.
LOUISIANA STATE
BORN JANUARY 18, 1995
NEW ORLEANS, LOUISIANA
ACQ: FIRST ROUND OF 2017 DRAFT (4TH)
EXP: ROOKIE



TRANSACTIONS

Drafted by Jacksonville in the first round (fourth overall) in the 2017 draft

PRO (Games played/started - 8/8)

- Became the first player in Jaguars history to rush for at least 100 yards in his NFL debut and also became the eighth player in NFL history to register at least 100 rushing yards, one-plus rushing TD and three-plus receptions in their NFL debut
- First player in franchise history to score a scrimmage TD in each of his first six career games
- At 22 years and 263 days old, Fournette is the youngest player in NFL history with a rushing TD of at least 90 yards (10/8 at PIT)
- Joins New England's **Robert Edwards** (1998) as the only rookies in NFL history to score a TD in each of their team's first six games of the season.
- Rushed 130 times for 596 yards, including six rushing TDs, in his first six games, which marks the most rushing yards by a Jaguars rookie through six career games
- Became the fifth player in NFL history to rush for at least 550 yards and six rushing TDs through six career games.

2017 (w/ JAX - 8/8)

- **9/10 at HOU:** Started at RB and made his NFL debut ... Rushed 26 times for 100 yards and one TD and tied for the team lead with three receptions for 24 yards ... Became the first player in Jaguars history to rush for at least 100 yards in his NFL debut and also became the eighth player in NFL history to register at least 100 rushing yards, one-plus rushing TD and three-plus receptions in their NFL debut
- **9/17 vs. TEN:** Rushed 14 times for 40 yards and one TD, while adding two receptions for 21 yards
- **9/24 vs. BAL:** Rushed 17 times for 59 yards and one TD and recorded three receptions for 21 yards
- **10/1 at NYJ:** Totaled 145 yards from scrimmage with a team-high 86 yards rushing on 24 carries and led the team with 59 yards receiving on four receptions, including his first career TD reception
- **10/8 at PIT:** Rushed 28 times for 181 yards and two TDs, including a long TD run of 90 yards, which is the longest regular-season rush in franchise history ... Also recorded one reception for three yards
- **10/15 vs LAR:** Rushed 21 times for 130 yards with one TD, including a long TD run of 75 yards ... Also recorded two receptions for eight yards
- **10/22 at IND:** Inactive (ankle)
- **11/5 vs. CIN:** Inactive
- **11/12 vs. LAC:** Rushed 17 times for 33 yards and caught two receptions for 13 yards
- **11/19 at CLE:** Rushed 28 times for 111 yards and caught two receptions for 7 yards ... Joins **Fred Taylor** as the only rookies in franchise history to rush for at least 100 yards in four or more games during their rookie season

COLLEGE (at LSU, 2014-16)

- Set or tied 23 school records during his career (eight single-season, five single-game, seven bowl and three career)
- Finished career ranked fourth in LSU history with 3,830 rushing yards in only 32 games
- Ranks second in school history in all-purpose yards per game (155.7), third in overall TDs (42), fourth in rushing TDs (40) and all-purpose yards (4,981) and seventh in scoring (252)
- Holds LSU career records for yards per play (6.2), rushing yards per game (119.7), 200-yard rushing games (five) and consecutive 100-yard rushing games (nine)
- Cracked the 100-yard mark 19 of his 32 games played and went over 200 yards a school-record five times
- Fastest player in LSU history to reach 2,000 and 3,000 yards
- Only player in school history to rush for 1,000 yards in each of his first two seasons

2016 (Junior)

- Limited for most of the season due to an ankle injury suffered in training camp ... Rushed for 100 or more yards in the first four games that he played ... Earned Second-Team All-SEC honors from the league's coaches and the Associated Press
- **9/3 vs. Wisconsin:** Opened the season with 138 yards
 - **9/17 vs. Mississippi State:** Tallied 147 rushing yards and two TDs
 - **10/22 vs. Mississippi:** Set the single-season school record with 284 yards and three TDs on 16 carries ... His 17.8 yards per carry mark set a single-game school record

- **11/12 at Arkansas:** Posted three rushing TDs

2015 (Sophomore)

Consensus first-team All-American ... Led the SEC and nation in rushing with 162.8 yards per game ... Finished the season with 1,953 rushing yards and 22 TDs - both single-season school records ... Tied the school record with 10 games of at least 100 rushing yards and set LSU mark with four 200-yard games ... Became the fastest player in LSU history to reach 1,000 rushing yards in a season (five games), becoming only the 10th player in FBS history to achieve the feat in the fifth game of the season ... Tallied 834 rushing yards in the first four games, the most in LSU history and the most by an FBS player through four games since at least 2000 ... Led SEC and ranked among the top five in the nation in all-purpose yards (183.8 yards per game) and tied for first in the league in scoring with 11.5 points per contest

- **9/12 at Mississippi State:** Posted then-career highs with 28 carries, 159 rushing yards and three rushing TDs
- **9/19 vs. Auburn:** Rushed for 228 yards and tied a career high with three TDs on 19 carries
- **9/26 at Syracuse:** Set a career high with 244 rushing yards, the most by an LSU player on the road and third-most overall, and registered three TDs
- **10/3 vs. Eastern Michigan:** Tallied 233 rushing yards and three TDs, becoming the first player in SEC history to rush for 200-plus yards in three consecutive games
- **10/10 vs. South Carolina:** Posted 20 rushes for 158 yards (7.9 avg.), including an 87-yard TD
- **12/29 vs. Texas Tech:** Capped season with an NCAA bowl record-tying five TDs (four rushing, one receiving) to go along with 212 rushing yards

2014 (Freshman)

Set a school freshman rushing record with 1,034 yards ... Led the SEC in all-purpose yards per game (137.4) ... Ranked sixth in the SEC in rushing with 79.5 per game and was fourth in kickoff returns with a 26.0 average ... Posted five 100-yard rushing games ... In the six games he started, rushed for 100 yards or more four times and averaged 98.5 yards and one TD in each of those contests

- **10/11 at Florida:** Posted 140 rushing yards, the most by an LSU true freshman RB since 2003, and two TDs

HIGH SCHOOL

- A four-year starting running back at St. Augustine (La.)
- Listed as the No. 1 overall prospect by ESPN.com and Scout.com
- Named the USA Today National Offensive Player of the Year and a member of the All-USA First Team
- Selected to the Parade All-America first team
- Awarded the 2013 and 2014 Louisiana Gatorade Player of the Year awards, the first player in the state to win it twice
- Finished his high school career with 7,619 rushing yards and 88 rushing TDs

PERSONAL

- Parents are Leonard and Lory Fournette
- Brother, Lanard, is a member of the LSU football team
- Has a daughter, Lyric, and one son, Leonard IV

REGULAR SEASON CAREER STATISTICS

YEAR	TEAM	GP/GS	RUSHING					RECEIVING				
			NO	YDS	AVG	LG	TD	NO	YDS	AVG	LG	TD
2017	JAX	8/8	175	740	4.2	90t	6	19	156	8.2	28	1
Career totals: 1 yr.		8/8	175	740	4.2	90t	6	19	156	8.2	28	1

2017 GAME-BY-GAME STATISTICS

DATE	GAME	RUSHING					RECEIVING				
		NO	YDS	AVG	LG	TD	NO	YDS	AVG	LG	TD
09/10	at Houston	26	100	3.8	17	1	3	24	8.0	12	0
09/17	vs. Tennessee	14	40	2.9	7	1	2	21	10.5	11	0
09/24	vs. Baltimore	17	59	3.5	15	1	3	21	7.0	10	0
10/01	at New York Jets	24	86	3.6	11	0	4	59	14.8	28	1
10/08	at Pittsburgh	28	181	6.5	90t	2	1	3	3.0	3	0
10/15	vs. LA Rams	21	130	6.2	75t	1	2	8	4.0	6	0
10/22	at Indianapolis	Inactive									
10/22	BYE WEEK										
11/05	vs. Cincinnati	Inactive									
11/12	vs. LA Chargers	17	33	1.9	8	0	2	13	6.5	8	0
11/19	at Cleveland	28	111	4.0	29	0	2	7	3.5	9	0
11/26	at Arizona										
12/03	vs. Indianapolis										
12/10	vs. Seattle										
12/17	vs. Houston										
12/24	at San Francisco										
12/31	at Tennessee										
2017 totals:		175	740	4.2	90t	6	19	156	8.2	28	1

DANTE FOWLER JR.

56 DANTE FOWLER JR.

DEFENSIVE END
6-3 255 LBS
FLORIDA
BORN AUGUST 3, 1994
ST. PETERSBURG, FLORIDA
ACQ: 1ST ROUND OF 2015 DRAFT (3RD)
EXP: 3RD YEAR



TRANSACTIONS

Originally drafted by Jacksonville in the first round (third overall) of the 2015 draft ... Placed on injured reserve on 8/29/15

PRO (Games played/started - 26/1)

- First defensive player selected in the 2015 NFL Draft
- Second-highest defensive player drafted in Jaguars history (LB **Kevin Hardy** was selected 2nd overall in 1996)
- Joined RB **Fred Taylor** (9th, 1998), S **Reggie Nelson** (21st, 2007) and DE **Derrick Harvey** (8th, 2008) as the only players in franchise history to be drafted out of the University of Florida in the first round
- Joins Harvey as the only DEs selected in the first round in franchise history
- Ninth player selected by the Jaguars from the University of Florida, the most of any college/university in franchise history
- Became third Florida DE in last three years to be drafted in first round

2017 (w/ JAX - 10/0)

- **9/10 at HOU:** Saw action at DE and recorded three solo tackles, one tackle for a loss, one sack, one forced fumble and returned one fumble 53 yards for a score
- **9/17 vs. TEN:** Saw action at DE
- **9/24 vs. BAL:** Recorded two solo tackles, one sack and one tackle for a loss
- **10/1 at NYJ:** Recorded three solo tackles, one sack, one tackle for a loss and one forced fumble
- **10/8 at PIT:** Recorded one solo tackle, one sack and one tackle for a loss
- **10/15 vs LAR:** Saw action at DE
- **10/22 at IND:** Recorded four tackles (three solo), 1.5 sacks and one tackle for a loss
- **11/5 vs. CIN:** Saw action at DE and helped limit CIN to 29 yards rushing
- **11/12 vs. LAC:** Saw action at DE
- **11/19 at CLE:** Recorded one solo tackle, one sack, one tackle for a loss and one fumble recovery

2016 (w/ JAX - 16/1)

Made his NFL debut in the team's season opener

- **9/11 vs. G.B.:** Started at LEO and made three tackles (two solo) and one tackle for loss
- **9/18 at S.D.:** Recorded a career-high six tackles (five solo), including 2.0 sacks
- **9/25 vs. BAL:** Saw action at LEO and made one solo tackle and recorded his first career pass defended
- **10/2 vs. IND:** Saw action at LEO and made two solo tackles ... Posted two QB hurries, one of which resulted in **Yannick Ngakoue's** first-quarter INT after he tipped QB **Andrew Luck's** attempt
- **10/16 at CHI:** Saw action at LEO and made one solo tackle
- **10/23 vs. OAK:** Tallied two solo tackles at LEO
- **10/27 at TEN:** Saw action at LEO and totaled two tackles
- **11/6 at K.C.:** Saw action at LEO, making four tackles (one solo) and was credited with 0.5 sack
- **11/13 vs. HOU:** Saw action at LEO and made one solo tackle
- **11/20 at DET:** Saw action at LEO and made one solo tackle for loss
- **11/27 at BUF:** Saw action at LEO and made one tackle
- **12/4 vs. DEN:** Saw action at LEO and made four solo tackles, including one tackle for loss
- **12/11 vs. MIN:** Saw action at LEO and made one solo tackle
- **12/18 at HOU:** Saw action at LEO before exiting the game with a hip pointer
- **12/24 vs. TEN:** Tallied two solo tackles, along with 1.0 sack, two passes defended and three QB hits
- **1/1 at IND:** Saw action at LEO and assisted on one tackle, recorded 0.5 sack, one pass defended and two QB hits

2015 (w/ JAX - IR)

- Suffered a torn ACL on May 18, 2015 in Jaguars rookie mini-camp and was placed on IR on August 29, 2015

COLLEGE (at Florida, 2012-14)

- Declared for the NFL Draft following his junior season
- Played in 37 games with 25 starts
- Career totals included 140 tackles (73 solo), 34 tackles for loss, 14.5 sacks, five forced fumbles, two fumble recoveries and two passes defended
- Started the final 24 games of his career
- Served as a team captain his junior season and two games as a sophomore

PERSONAL

- Attended Lakewood Senior (St. Petersburg, Fla.) High School, where he played for Head Coach Cory Moore
- A five-star prospect ranked as the No. 3 weakside defensive side and No. 28 recruit overall by Rivals.com
- Ranked in the Rivals100 national list (No. 28), as well as the ESPN 150 national list (No. 71)
- Named an Honorable Mention All-American by Sports Illustrated
- Also competed as a shot putter, recording a top-throw of 14.32 meters
- Son of Lanora and Dante Fowler Sr.
- Has one son, Dante Fowler III, who is three years old
- Has two younger brothers, Donterio and Cam'Ron
- Twitter handle is @DanteFowler



REGULAR SEASON CAREER STATISTICS

YEAR	TEAM	GP/GS	TKL	SOLO	ASST	ST	SACKS	FF	FR	PD	TFL
2015	JAX					IR					
2016	JAX	16/1	32	23	9	0	4.0	0	0	5	6
2017	JAX	10/0	14	13	1	0	6.5	2	2	0	6
NFL totals: 3 yrs.		26/1	46	36	10	0	10.5	2	2	5	12



CAREER HIGHS

	GAME	SEASON
Tackles:	6 (9/18/16 at SD)	32 (2016)
Sacks:	2.0 (9/18/16 at SD)	6.5 (2017)
Forced fumbles:	1 (twice; last: 10/1/17 at NYJ)	2 (2017)
Fumble recoveries:	1 (twice; last: 11/19/17 at CLE)	2 (2017)



2017 GAME-BY-GAME STATISTICS

DATE	OPP	TKL	SOLO	ASST	ST	SACKS	FF	FR	PD	TFL	
09/10	at Houston	3	3	0	0	1.0	1	1	0	1	
09/17	vs. Tennessee	0	0	0	0	0.0	0	0	0	0	
09/24	vs. Baltimore	2	2	0	0	1.0	0	0	0	1	
10/01	at New York Jets	3	3	0	0	1.0	1	0	0	1	
10/08	at Pittsburgh	1	1	0	0	1.0	0	0	0	1	
10/15	vs. LA Rams	0	0	0	0	0.0	0	0	0	0	
10/22	at Indianapolis	4	3	1	0	1.5	0	0	0	1	
BYE WEEK											
11/05	vs. Cincinnati	0	0	0	0	0.0	0	0	0	0	
11/12	vs. LA Chargers	0	0	0	0	0.0	0	0	0	0	
11/19	at Cleveland	1	1	0	0	1.0	0	1	0	1	
11/26	at Arizona										
12/03	vs. Indianapolis										
12/10	vs. Seattle										
12/17	vs. Houston										
12/24	at San Francisco										
12/31	at Tennessee										
2017 totals:		14	13	1	0	6.5	2	2	0	6	



2016 GAME-BY-GAME STATISTICS

DATE	OPP	TKL	SOLO	ASST	ST	SACKS	FF	FR	PD	TFL	
09/11	vs. Green Bay	3	2	1	0	0.0	0	0	0	1	
09/18	at San Diego	6	5	1	0	2.0	0	0	0	2	
09/25	vs. Baltimore	1	1	0	0	0.0	0	0	1	0	
10/02	vs. Indianapolis	2	2	0	0	0.0	0	0	1	0	
BYE WEEK											
10/16	at Chicago	1	1	0	0	0.0	0	0	0	0	
10/23	vs. Oakland	2	2	0	0	0.0	0	0	0	0	
10/27	at Tennessee	2	0	2	0	0.0	0	0	0	0	
11/06	at Kansas City	4	1	3	0	0.5	0	0	0	0	
11/13	vs. Houston	1	1	0	0	0.0	0	0	0	0	
11/20	at Detroit	1	1	0	0	0.0	0	0	0	1	
11/27	at Buffalo	1	0	1	0	0.0	0	0	0	0	
12/04	vs. Denver	4	4	0	0	0.0	0	0	0	1	
12/11	vs. Minnesota	1	1	0	0	0.0	0	0	0	0	
12/18	at Houston	0	0	0	0	0.0	0	0	0	0	
12/24	vs. Tennessee	2	2	0	0	1.0	0	0	2	1	
01/01	at Indianapolis	1	0	1	0	0.5	0	0	1	0	
2016 totals:		32	23	9	0	4.0	0	0	5	6	

TASHAUN GIPSON

39

TASHAUN GIPSON



DEFENSIVE BACK

5-11 212 LBS.

WYOMING

BORN AUGUST 7, 1990

DALLAS, TEXAS

ACQ: UFA (CLEVELAND) 2016

EXP: 6TH YEAR



TRANSACTIONS

Originally signed by Cleveland as an undrafted free agent on 5/9/12 ... Signed by Jacksonville as an unrestricted free agent on 3/10/16

PRO (Games played/started - 76/68)

- Earned first career Pro Bowl selection in 2014 after finishing second in NFL with six interceptions
- One of 10 players to register 15 or more INTs since 2012, joining CB **Richard Sherman**, DB **Glover Quin**, CB **Patrick Peterson**, S **Reggie Nelson**, CB **Aqib Talib**, CB **Brent Grimes**, CB **Earl Thomas**, CB **Casey Hayward** and CB **Trumaine Johnson**
- Ranks tied for third in the NFL among safeties with 18 interceptions

2017 (w/ JAX - 10/10)

- **9/10 at HOU:** Started at FS and finished tied for second on the team with six tackles (four solo), two passes defended and one interception, which he returned 67 yards
- **9/17 vs. TEN:** Started at FS and recorded two tackles (one solo)
- **9/24 vs. BAL:** Started at FS and recorded three solo tackles
- **10/1 at NYJ:** Started at FS and recorded seven solo tackles and one pass defended
- **10/8 at PIT:** Started at FS and recorded six tackles (five solo), two passes defended and two INTs, which ties a career high
- **10/15 vs. LAR:** Started at FS and recorded three tackles (two solo) and one tackle for a loss
- **10/22 at IND:** Started at FS and recorded four tackles (three solo)
- **11/5 vs. CIN:** Started at FS and recorded three solo tackles
- **11/12 vs. LAC:** Started at FS and recorded five solo tackles and one fumble recovery, which was the first fumble recovery of his career
- **11/19 at CLE:** Started at FS and recorded four tackles (three solo) and one tackle for a loss

2016 (w/ JAX - 16/16)

- Made his Jaguars debut during the team's season opener
- **9/11 vs. G.B.:** Started at FS and made three solo tackles
 - **9/18 at S.D.:** Started at FS and made three solo tackles
 - **9/25 vs. BAL:** Registered his first INT with the Jaguars during the fourth quarter ... Also recorded three solo tackles
 - **10/2 vs. IND:** Started at FS and made one solo tackle
 - **10/16 at CHI:** Started at FS and made three solo tackles
 - **10/23 vs. OAK:** Started at FS and made two solo tackles
 - **10/27 at TEN:** Started at FS and made three tackles (two solo)
 - **11/6 at K.C.:** Started at FS
 - **11/13 vs. HOU:** Started at FS and tallied two solo tackles
 - **11/20 at DET:** Started at FS and made one solo tackle
 - **11/27 at BUF:** Started at FS and made two solo tackles
 - **12/4 vs. DEN:** Started at FS and made two tackles (one solo)
 - **12/11 vs. MIN:** Started at FS and made a season-high four solo tackles
 - **12/18 at HOU:** Started at FS and made four tackles (three solo)
 - **12/24 vs. TEN:** Started at FS and made two solo tackles and one pass defended
 - **1/1 at IND:** Started at FS and recorded a season-high six tackles (two solo)

2015 (w/ CLE - 13/13, 0/0)

Started 13 games, marking the third consecutive season in which he made 10-plus starts for the Browns ... Finished with 60 tackles (42 solo), two interceptions and two passes defended ... Tackle total was his highest since registering 105 stops in 2013 ... Has recorded an interception in all four NFL seasons, including two-plus interceptions in three straight years

- **9/13 at NYJ:** Totaled five tackles (three solo) and his first interception of the season, which came against Jets QB **Ryan Fitzpatrick** in the second quarter
- **9/20 vs. TEN:** Had eight tackles (five solo), his second-highest total in 2015
- **11/1 vs. ARI:** Produced one solo (tackle) and intercepted Cardinals QB **Carson Palmer** in the third quarter
- **12/20 at SEA:** Tallied a season-high nine tackles (five solo)

2014 (w/ CLE - 11/11, 0/0)

Selected to first Pro Bowl ... Started all 11 games at free safety and added 52 tackles, eight passes defended, six interceptions, one forced fumble and one interception-return TD ... Finished second in the NFL with career-high six interceptions, despite miss-

ing final five games ... Interception total led the team and were the most by a Browns player since 2010 ... Became the first player to lead the Browns in interceptions in consecutive years since **Earl Little** from 2002-03 ... Helped Cleveland finish first in the NFL in opponent passer rating (74.1) and passes defended (99)

- **9/14 vs. N.O.:** During 26-24 victory, registered eight tackles and one interception, returning it for a career-long 62-yard TD
- **10/19 at JAX:** Earned second career multiple-interception game, picking off Jaguars QB **Blake Bortles** twice
- **10/26 vs. OAK:** After Raiders shifted out of initial FG formation picked off Raiders QB **Matt Schaub** and returned it 35 yards
- **11/2 vs. T.B.:** Picked off Buccaneers QB **Mike Glennon** in end zone to thwart Tampa Bay scoring threat
- **11/6 at CIN:** In 24-3 primetime win, recorded three tackles, one pass defended and one forced fumble ... Member of Browns defense that limited Bengals to 79 net passing yards, second fewest by an NFL team in 2014
- **11/23 at ATL:** Sustained knee injury in fourth quarter and was placed on injured reserve on 12/20

2013 (w/ CLE - 16/15, 0/0)

Started 15 of 16 games at free safety ... Totaled 105 tackles, five interceptions, his first career interception-return TD and 14 passes defended

- **9/8 vs. MIA:** Intercepted Dolphins QB **Ryan Tannehill** and returned it 29 yards
- **10/13 vs. DET:** Intercepted Lions QB **Matthew Stafford** in end zone, returning it 35 yards ... Added eight tackles
- **10/20 at G.B.:** Amassed a career-high 11 tackles and added one pass defended
- **12/15 vs. CHI:** Registered first multiple-interception game (two) and first interception-return TD ... In second quarter, grabbed his second interception of the game, returning it 44 yards

2012 (w/ CLE - 10/3, 0/0)

Appeared in 10 contests, with three starts ... Registered 29 tackles, one interception and one pass defended ... Also accounted for four stops on special teams

- **12/9 vs. K.C.:** Recorded his first career interception

COLLEGE (at Wyoming, 2008-11)

- Four-year starter at the University of Wyoming and started all 50 career games
- Notched nine career interceptions, which ranked tied for fourth in school history
- As a senior, recorded 95 tackles and three interceptions
- Played 38 games at Wyoming in the same defensive backfield as his brother, Marcell, one of the primary reasons he chose to attend the school
- Graduated with a degree in communications after finishing his course work during the offseason in 2015

PERSONAL

- First name is pronounced tuh-SHAWN
- Has a son, Tashaun Jr., and daughter, Nala
- His father and all three brothers played Division I football, including his brother, Marcell, who was originally signed by the Minnesota Vikings as an undrafted free agent in 2011 ... His father played football at Arizona State
- One of six children
- Attended Kimball High School in Dallas, Texas
- Received all-state honorable mention laurels ... Named the 4A District 14 Dallas City League MVP and earned first-team all-district honors both as a cornerback and as a returner during his senior season
- Also lettered in basketball and track
- Aspires to start an Alzheimer's awareness charity, as the disease has affected his family ... Works to help youth and provide them gifts during the holiday season
- Twitter handle is @Gipson_duos24

REGULAR SEASON CAREER STATISTICS										
YEAR	TEAM	GP/GS	TKL	SOLO	ASST	INT	SACKS	FF	FR	PD
2012	CLE	10/3	29	23	6	1	0.0	0	0	1
2013	CLE	16/15	105	82	23	5	0.0	0	0	14
2014	CLE	11/11	52	28	24	6	0.0	1	0	8
2015	CLE	13/13	60	42	18	2	0.0	0	0	2
2016	JAX	16/16	41	34	7	1	0.0	0	0	2
2017	JAX	10/10	43	36	7	3	0.0	0	1	5
NFL totals: 6 yrs.		76/68	326	242	84	18	0.0	1	1	32

CAREER HIGHS		
	GAME	SEASON
Tackles:	11 (10/20/13 at G.B.)	95 (2013)
Interceptions:	2 (three times, last: 10/8/17 at PIT)	6 (2014)
Forced fumbles:	1 (11/6/14 at CIN)	1 (2014)
Passes defended:	4 (9/29/13 vs. CIN)	11 (2013)
Fumble recoveries:	1 (11/12/17 vs. LAC)	1 (2017)

TASHAUN GIPSON



2017 GAME-BY-GAME STATISTICS

DATE	OPP.	TKL	SOLO	ASST	INT	SACKS	FF	FR	PD
09/10	at Houston	6	4	2	1	0.0	0	0	2
09/17	vs. Tennessee	2	1	1	0	0.0	0	0	0
09/24	vs. Baltimore	3	3	0	0	0.0	0	0	0
10/01	at New York Jets	7	7	0	0	0.0	0	0	1
10/08	at Pittsburgh	6	5	1	2	0.0	0	0	2
10/15	vs. LA Rams	3	2	1	0	0.0	0	0	0
10/22	at Indianapolis	4	3	1	0	0.0	0	0	0
BYE WEEK									
11/05	vs. Cincinnati	3	3	0	0	0.0	0	0	0
11/12	vs. LA Chargers	5	5	0	0	0.0	0	1	0
11/19	at Cleveland	4	3	1	0	0.0	0	0	0
11/26	at Arizona								
12/03	vs. Indianapolis								
12/10	vs. Seattle								
12/17	vs. Houston								
12/24	at San Francisco								
12/31	at Tennessee								
2017 totals:		43	36	7	3	0.0	0	1	5



2016 GAME-BY-GAME STATISTICS

DATE	OPP.	TKL	SOLO	ASST	INT	SACKS	FF	FR	PD
09/11	vs. Green Bay	3	3	0	0	0.0	0	0	0
09/18	at San Diego	3	3	0	0	0.0	0	0	0
09/25	vs. Baltimore	3	3	0	1	0.0	0	0	1
10/02	vs. Indianapolis	1	1	0	0	0.0	0	0	0
BYE WEEK									
10/16	at Chicago	3	3	0	0	0.0	0	0	0
10/23	vs. Oakland	2	2	0	0	0.0	0	0	0
10/27	at Tennessee	3	2	1	0	0.0	0	0	0
11/06	at Kansas City	0	0	0	0	0.0	0	0	0
11/13	vs. Houston	2	2	0	0	0.0	0	0	0
11/20	at Detroit	1	1	0	0	0.0	0	0	0
11/27	at Buffalo	2	2	0	0	0.0	0	0	0
12/04	vs. Denver	2	1	1	0	0.0	0	0	0
12/11	vs. Minnesota	4	4	0	0	0.0	0	0	0
12/18	at Houston	4	3	1	0	0.0	0	0	0
12/24	vs. Tennessee	2	2	0	0	0.0	0	0	1
01/01	at Indianapolis	6	2	4	0	0.0	0	0	0
2016 totals:		41	34	7	1	0.0	0	0	2



2015 GAME-BY-GAME STATISTICS

DATE	OPP.	TKL	SOLO	ASST	INT	SACKS	FF	FR	PD
09/13	at N.Y. Jets	5	2	3	1	0.0	0	0	1
09/20	vs. Tennessee	8	5	3	0	0.0	0	0	0
09/27	vs. Oakland	6	3	3	0	0.0	0	0	0
10/04	at San Diego	4	3	1	0	0.0	0	0	0
10/11	at Baltimore								
10/18	vs. Denver				ina				
10/25	at St. Louis				ina				
11/01	vs. Arizona	1	1	0	1	0.0	0	0	1
11/05	at Cincinnati	4	3	1	0	0.0	0	0	0
11/15	at Pittsburgh	4	3	1	0	0.0	0	0	0
BYE WEEK									
11/30	vs. Baltimore	6	6	0	0	0.0	0	0	0
12/06	vs. Cincinnati	6	4	2	0	0.0	0	0	0
12/13	vs. San Francisco	1	1	0	0	0.0	0	0	0
12/20	at Seattle	9	5	4	0	0.0	0	0	0
12/27	at Kansas City	3	3	0	0	0.0	0	0	0
01/03	vs. Pittsburgh	3	3	0	0	0.0	0	0	0
2015 totals:		60	42	18	2	0.0	0	2	2



2014 GAME-BY-GAME STATISTICS

DATE	OPP.	TKL	SOLO	ASST	INT	SACKS	FF	FR	PD
09/07	at Pittsburgh	2	2	0	0	0.0	0	0	0
09/14	vs. New Orleans	8	3	5	1	0.0	0	0	1
09/21	vs. Baltimore	5	3	2	1	0.0	0	0	1
BYE WEEK									
10/05	at Tennessee	4	3	1	0	0.0	0	0	1
10/12	vs. Pittsburgh	9	4	5	0	0.0	0	0	0
10/19	at Jacksonville	4	3	1	2	0.0	0	0	2
10/26	vs. Oakland	2	2	0	1	0.0	0	0	1
11/02	vs. Tampa Bay	5	3	2	1	0.0	0	0	1
11/06	at Cincinnati	3	1	2	0	0.0	0	0	1
11/16	vs. Houston	7	2	5	0	0.0	0	0	0
11/23	at Atlanta	3	2	1	0	0.0	0	0	0
11/30	at Buffalo							ina	
12/07	vs. Indianapolis							ina	
12/14	vs. Cincinnati							ina	
12/21	at Carolina							IR	
12/28	at Baltimore							IR	
2014 totals:		52	28	25	6	0.0	1	0	8



2013 GAME-BY-GAME STATISTICS

DATE	OPP.	TKL	SOLO	ASST	INT	SACKS	FF	FR	PD
09/08	vs. Miami	5	3	2	1	0.0	0	0	1
09/15	at Baltimore	8	6	2	0	0.0	0	0	0
09/22	at Minnesota	6	4	2	0	0.0	0	0	2
09/29	vs. Cincinnati	7	5	2	0	0.0	0	0	4
10/03	vs. Buffalo	6	6	0	0	0.0	0	0	1
10/13	vs. Detroit	8	7	1	1	0.0	0	0	1
10/20	at Green Bay	11	8	3	0	0.0	0	0	1
10/27	at Kansas City	10	9	1	0	0.0	0	0	0
11/03	vs. Baltimore	1	1	0	0	0.0	0	0	1
11/17	at Cincinnati	5	5	0	0	0.0	0	0	0
11/24	vs. Pittsburgh	4	3	1	0	0.0	0	0	0
12/01	vs. Jacksonville	6	4	2	0	0.0	0	0	0
12/08	at New England	7	4	3	0	0.0	0	0	0
12/15	vs. Chicago	8	8	0	2	0.0	0	0	2
12/22	at N.Y. Jets	7	6	1	0	0.0	0	0	0
12/29	at Pittsburgh	6	3	3	1	0.0	0	0	1
2013 totals:		105	82	23	5	0.0	0	0	14



2012 GAME-BY-GAME STATISTICS

DATE	OPP.	TKL	SOLO	ASST	INT	SACKS	FF	FR	PD
09/09	vs. Philadelphia	0	0	0	0	0.0	0	0	0
09/16	at Cincinnati	0	0	0	0	0.0	0	0	0
09/23	vs. Buffalo	4	3	1	0	0.0	0	0	0
09/27	at Baltimore	2	1	1	0	0.0	0	0	0
10/07	at N.Y. Giants							ina	
10/14	vs. Cincinnati							ina	
10/21	at Indianapolis							ina	
10/28	vs. San Diego							ina	
11/04	vs. Baltimore							ina	
BYE WEEK									
11/18	at Dallas	2	1	1	0	0.0	0	0	0
11/25	vs. Pittsburgh	2	2	0	0	0.0	0	0	0
12/02	at Oakland	8	7	1	0	0.0	0	0	0
12/09	vs. Kansas City	2	1	1	1	0.0	0	0	1
12/16	vs. Washington	3	3	0	0	0.0	0	0	0
12/23	at Denver							ina	
12/30	at Pittsburgh	6	5	1	0	0.0	0	0	0
2012 totals:		29	23	6	1	0.0	0	0	1

COREY GRANT

30

COREY GRANT

RUNNING BACK

5-11 203 LBS.

AUBURN

BORN DECEMBER 19, 1991

OPELIKA, ALABAMA

ACQ: FREE AGENT 2015

EXP: 3RD YEAR



TRANSACTIONS

Originally signed by Jacksonville as an undrafted rookie free agent on 5/8/15 ... Placed on injured reserve on 10/20/15

PRO (Games played/started - 27/1)

- Third-year RB and kick returner

2017 (w/ JAX - 10/0)

- **9/10 at HOU:** Saw action on special teams
- **9/17 vs. TEN:** Rushed one time for 13 yards and returned three kickoffs for 74 yards (24.7 avg.)
- **9/24 vs. BAL:** Rushed six times for a team-high 75 yards, including a 58-yard fake punt and also registered one reception for 18 yards
- **10/1 at NYJ:** Rushed twice for nine yards and had one reception for negative five yards and returned one kickoff for 20 yards
- **10/8 at PIT:** Saw action at RB and on special teams and recorded one solo special teams tackle
- **10/15 vs LAR:** Saw action at RB and on special teams
- **10/22 at IND:** Rushed six times for eight yards and caught one pass for 28 yards
- **11/5 vs. CIN:** Rushed four times for 18 yards and returned one kickoff for 18 yards
- **11/12 vs. LAC:** Rushed once on a fake punt that he took 56 yards for a TD and returned two kickoffs for 51 yards
- **11/19 at CLE:** Saw action as the team's kickoff returner

2016 (w/ JAX - 11/1)

- **9/11 vs. G.B.:** Posted two kick returns for 51 yards (25.5 avg.), including a long of 32
- **9/18 at S.D.:** Posted his first career touchdown, a 15-yard reception in the fourth quarter ... Returned three kicks for 67 yards (22.3 avg.)
- **9/25 vs. BAL:** Returned three kicks for 58 yards (19.3 avg.)
- **10/2 vs. IND:** Posted four kick returns for 80 yards (20.0 avg.), including a long of 28
- **10/16 at CHI:** Inactive (toe)
- **10/23 vs. OAK:** Inactive (toe)
- **10/27 at TEN:** Inactive (toe)
- **11/6 at K.C.:** Inactive
- **11/13 vs. HOU:** Inactive
- **11/20 at DET:** Saw action on special teams
- **11/27 at BUF:** Saw action on special teams, returning one kick for 12 yards
- **12/4 vs. DEN:** Rushed once for two yards and saw action on special teams
- **12/11 vs. MIN:** Rushed four times for 13 yards (3.3 avg.)
- **12/18 at HOU:** Saw action primarily on special teams and made a team-high three special teams tackles
- **12/24 vs. TEN:** Saw action after RBs **T.J. Yeldon** and **Chris Ivory** exited the game with injuries ... Tallied nine rushes for 27 yards (3.0 rush avg.) ... Added one reception for five yards
- **1/1 at IND:** Started at RB and ran for a career-best 122 yards on 18 carries, including a career-long touchdown run of 57 yards ... Also added two receptions for 15 yards

2015 (w/ JAX - 6/0)

Undrafted RB who had six carries for two yards and two receptions for 13 yards during his rookie campaign ... Returned eight kicks for 220 yards (27.5 avg.) ... Season cut short due to a hip injury that placed him on IR

- **9/13 vs. CAR:** Recorded one kickoff return for 40 yards in NFL debut ... Also had one reception for five yards
- **9/20 vs. MIA:** Had two kickoff returns for 46 yards (23.0 avg.)
- **9/27 at N.E.:** Rushed twice for six yards (3.0 avg.) and returned two kicks for 41 yards (20.5 avg.), with a long of 24
- **10/11 at T.B.:** Returned three kicks for 93 yards (31.0 avg.), and long of 42

COLLEGE (at Alabama, 2010; at Auburn, 2011-14)

- Finished his career with 1,040 rushing yards, becoming the 41st 1,000-yard career rusher in school history
- Scored 11 career TDs
- Ranks seventh in school history with a 24.48-yard kick return avg.
- After transferring to Auburn, sat out the 2011 season to satisfy NCAA rules

- Redshirted as a freshman at Alabama before deciding to transfer to Auburn
- Majored in physical activity and health education with a minor in sports coaching

PERSONAL

- Attended Opelika High School in Opelika, Ala. where he played for Head Coach Brian Blackmon
- Rated a four-star prospect by Rivals.com and Scout.com
- Also starred on the school's track team and was a two-time Alabama 6A State 100-meter champion and winner of the 2009 200-meter championship
- Son of Deborah and Ike Grant
- Twitter handle is @CoreyGranttt



REGULAR SEASON CAREER STATISTICS

YEAR	TEAM	GP/GS	RUSHING					RECEIVING					
			NO	YDS	AVG	LG	TD	NO	YDS	AVG	LG	TD	
2015	JAX	6/0	6	2	0.3	11	0	2	13	6.5	8	0	
2016	JAX	11/1	32	164	5.1	57t	1	4	35	8.8	15t	1	
2017	JAX	10/0	20	179	9.0	58	1	3	41	13.7	28	0	
Career totals: 3 yrs.			26/1	58	345	5.9	58	1	9	89	9.9	28	1

YEAR	TEAM	NO.	YDS	AVG.	LG	TD	
							KICK RETURNS
2015	JAX	8	220	27.5	42	0	
2016	JAX	13	268	20.7	32	0	
2017	JAX	7	174	24.9	29	0	
Career totals: 3 yrs.			28	662	23.6	42	0



CAREER HIGHS

	GAME	SEASON
Rushes:	18 (1/1/17 at IND)	32 (2016)
Rushing yards:	122 (1/1/17 at IND)	164 (2016)
Longest rush:	58 (9/24/17 vs. BAL)	58 (2017)
Rushing TDs	1 (twice, last: (11/12/17 vs. LAC)	1 (2016 & 2017)
Receptions:	2 (1/1/17 at IND)	4 (2016)
Receiving yards:	15 (two times, last: 1/1/17 at IND)	35 (2016)
Receiving TDs:	1 (9/18/16 at S.D.)	1 (2016)
Longest reception:	15 (9/18/16 at S.D.)	15 (2016)
Kickoff returns:	3 (10/11/15 at T.B.)	8 (2015)
Kickoff return yds.:	93 (10/11/15 at T.B.)	220 (2015)
Longest kick return:	42 (10/11/15 at T.B.)	42 (2015)

COREY GRANT

2017 GAME-BY-GAME STATISTICS

DATE	GAME	RUSHING					RECEIVING				
		NO	YDS	AVG	LG	TD	NO	YDS	AVG	LG	TD
09/10	at Houston	0	0	0.0	-	0	0	0.0	-	0	
09/17	vs. Tennessee	1	13	13.0	13	0	0	0.0	-	0	
09/24	vs. Baltimore	6	75	12.5	58	0	1	18.0	18	0	
10/01	at New York Jets	2	9	4.5	5	0	1	-5	-5	0	
10/08	at Pittsburgh	0	0	0.0	-	0	0	0.0	-	0	
10/15	vs. LA Rams	0	0	0.0	-	0	0	0.0	-	0	
10/22	at Indianapolis	6	8	1.3	7	0	1	28	28	0	
BYE WEEK											
11/05	vs. Cincinnati	4	18	4.5	11	0	0	0.0	-	0	
11/12	vs. LA Chargers	1	56	56.0	56	1	0	0.0	-	0	
11/19	at Cleveland	0	0	0.0	-	0	0	0.0	-	0	
11/26	at Arizona										
12/03	vs. Indianapolis										
12/10	vs. Seattle										
12/17	vs. Houston										
12/24	at San Francisco										
12/31	at Tennessee										
2017 totals:		20	179	9.0	58	1	3	41	13.7	28	0

KICK RETURNS

DATE	GAME	NO.	YDS	AVG.	LG	TD
09/10	at Houston	0	0	0.0	-	0
09/17	vs. Tennessee	3	74	24.7	28	0
09/24	vs. Baltimore	1	20	20.0	20	0
10/01	at New York Jets	0	0	0.0	-	0
10/08	at Pittsburgh	0	0	0.0	-	0
10/15	vs. LA Rams	0	0	0.0	-	0
10/22	at Indianapolis	0	0	0.0	-	0
BYE WEEK						
11/05	vs. Cincinnati	1	29	29.0	29	0
11/12	vs. LA Chargers	2	51	25.5	28	0
11/19	at Cleveland	0	0	0.0	-	0
11/26	at Arizona					
12/03	vs. Indianapolis					
12/10	vs. Seattle					
12/17	vs. Houston					
12/24	at San Francisco					
12/31	at Tennessee					
2017 totals:		7	174	24.9	29	0

Additional Statistics: two special teams tackles

2016 GAME-BY-GAME STATISTICS

DATE	GAME	RUSHING					RECEIVING				
		NO	YDS	AVG	LG	TD	NO	YDS	AVG	LG	TD
09/11	vs. Green Bay	0	0	0.0	0	0	0	0	0.0	-	0
09/18	at San Diego	0	0	0.0	0	0	1	15	15.0	15	1
09/25	vs. Baltimore	0	0	0.0	0	0	0	0	0.0	-	0
10/02	vs. Indianapolis	0	0	0.0	0	0	0	0	0.0	-	0
BYE WEEK											
10/16	at Chicago									ina	
10/23	vs. Oakland									ina	
10/27	at Tennessee									ina	
11/06	at Kansas City									ina	
11/13	vs. Houston									ina	
11/20	at Detroit	0	0	0.0	0	0	0	0	0.0	-	0
11/27	at Buffalo	0	0	0.0	0	0	0	0	0.0	-	0
12/04	vs. Denver	1	2	2.0	2	0	0	0	0.0	-	0
12/11	vs. Minnesota	4	13	3.3	9	0	0	0	0.0	-	0
12/18	at Houston	0	0	0.0	0	0	0	0	0.0	-	0
12/24	vs. Tennessee	9	27	3.0	8	0	1	5	5.0	5	0
01/01	at Indianapolis	18	122	6.8	57	1	2	15	7.5	13	0
2016 totals:		32	164	5.1	57	1	4	35	8.8	15	1

KICK RETURNS

DATE	GAME	NO.	YDS	AVG.	LG	TD
09/11	vs. Green Bay	2	51	25.5	32	0
09/18	at San Diego	3	67	22.3	24	0
09/25	vs. Baltimore	3	58	19.3	25	0
10/02	vs. Indianapolis	4	80	20.0	28	0
BYE WEEK						
10/16	at Chicago					
10/23	vs. Oakland					
10/27	at Tennessee					
11/06	at Kansas City					
11/13	vs. Houston					
11/20	at Detroit	0	0	0.0	-	0
11/27	at Buffalo	1	12	13.0	13	0
12/04	vs. Denver	0	0	0.0	-	0
12/11	vs. Minnesota	0	0	0.0	-	0
12/18	at Houston	0	0	0.0	-	0
12/24	vs. Tennessee	0	0	0.0	-	0
01/01	at Indianapolis	0	0	0.0	-	0
2016 totals:		13	268	20.7	32	0

COREY GRANT



2015 GAME-BY-GAME STATISTICS

DATE	GAME	RUSHING					RECEIVING				
		NO	YDS	AVG	LG	TD	NO	YDS	AVG	LG	TD
09/13	vs. Carolina	0	0	0.0	-	0	1	5	5.0	5	0
09/20	vs. Miami	1	1	1.0	1	0	0	0	0.0	-	0
09/27	at New England	2	6	3.0	4	0	1	8	8.0	8	0
10/04	at Indianapolis	0	0	0.0	-	0	0	0	0.0	-	0
10/11	at Tampa Bay	2	-6	-3.0	11	0	0	0	0.0	-	0
10/18	vs. Houston	1	1	1.0	1	0	0	0	0.0	-	0
10/25	vs. Buffalo					IR					
	BYE WEEK										
11/08	at N.Y. Jets					IR					
11/15	at Baltimore					IR					
11/19	vs. Tennessee					IR					
11/29	vs. San Diego					IR					
12/06	at Tennessee					IR					
12/13	vs. Indianapolis					IR					
12/20	vs. Atlanta					IR					
12/27	at New Orleans					IR					
01/03	at Houston					IR					
2015 totals:		6	2	0.3	11	0	2	13	6.5	8	0


DATE	GAME	NO.	YDS	KICK RETURNS		
				AVG.	LG	TD
09/13	vs. Carolina	1	40	40.0	40	0
09/20	vs. Miami	2	46	23.0	24	0
09/27	at New England	2	41	20.5	24	0
10/04	at Indianapolis	0	0	0.0	-	0
10/11	at Tampa Bay	3	93	31.0	42	0
10/18	vs. Houston	0	0	0.0	-	0
10/25	vs. Buffalo					IR
	BYE WEEK					
11/08	at N.Y. Jets					IR
11/15	at Baltimore					IR
11/19	vs. Tennessee					IR
11/29	vs. San Diego					IR
12/06	at Tennessee					IR
12/13	vs. Indianapolis					IR
12/20	vs. Atlanta					IR
12/27	at New Orleans					IR
01/03	at Houston					IR
2015 totals:		8	220	27.5	42	0

CHAD HENNE

7

CHAD HENNE

QUARTERBACK
6-3 222 LBS.
MICHIGAN
BORN JULY 2, 1985
WYOMISSING, PENNSYLVANIA
ACQ: UNRESTRICTED FREE AGENT (MIAMI) 2012
EXP: 10TH YEAR



TRANSACTIONS

Originally drafted by Miami in the second round (57th overall) of the 2008 draft ... Signed by Jacksonville as an unrestricted free agent on 3/15/12

PRO (Games played/started - 66/53)

- 10th-year QB has played in 66 games with 53 starts
- Career totals include 1,159 of 1,954 passing for 12,931 yards with 58 TDs/63 INTs and a 75.5 rating
- Joined the Jaguars in 2012 as an unrestricted free agent and has played in 28 games with 22 starts
- Spent first four seasons in Miami after being selected in the second round of 2008 draft

2017 (w/ JAX - 1/0)

- **9/10 at HOU:** Did not play
- **9/17 vs. TEN:** Did not play
- **9/24 vs. BAL:** Took a knee on the final snap of the first half and re-entered the game late in the fourth quarter and was 0-for-2 passing and rushed three times for negative three yards
- **10/1 at NYJ:** Did not play
- **10/8 at PIT:** Did not play
- **10/15 vs LAR:** Did not play
- **10/22 at IND:** Did not play
- **11/5 vs. CIN:** Did not play
- **11/19 at CLE:** Did not play

2016 (w/ JAX - 1/0)

- **9/11 vs. G.B.:** Dressed but did not play
- **9/18 at S.D.:** Dressed but did not play
- **9/25 vs. BAL:** Dressed but did not play
- **10/2 vs. IND:** Dressed but did not play
- **10/16 at CHI:** Dressed but did not play
- **10/23 vs. OAK:** Dressed but did not play
- **10/27 at TEN:** Dressed but did not play
- **11/6 at K.C.:** Dressed but did not play
- **11/13 vs. HOU:** Dressed but did not play
- **11/20 at DET:** Took a knee on the final snap of the first half
- **11/27 at BUF:** Dressed but did not play
- **12/4 vs. DEN:** Dressed but did not play
- **12/11 vs. MIN:** Dressed but did not play
- **12/18 at HOU:** Dressed but did not play
- **12/24 vs. TEN:** Dressed but did not play
- **1/1 at IND:** Dressed but did not play

2015 (w/ JAX - 0/0)

Dressed in all 16 games but did not play

2014 (w/ JAX - 3/3)

Started the first three games and was 42 of 78 passing for 492 yards with three TDs and one INT for an 80.7 rating ... Added four rushes for 25 yards ... Dressed but did not play in final 13 games

- **9/7 at PHI:** Opened the season as starting QB and completed 24 of 43 passes for 266 yards with two TDs for an 89.9 passer rating ... Hooked up rookie WR **Allen Hurns** for TDs of 34 and 21 yards in the first quarter
- **9/14 at WAS:** Started at QB and was 14 of 28 passing for 193 yards with one TD and one INT for a 69.5 rating ... Had two completions of 50-plus yards, a 63-yard TD pass to TE **Marcedes Lewis** and a 54-yard completion to WR **Allen Robinson**
- **9/21 vs. IND:** Started at QB and was 4 of 7 passing for 33 yards before he was replaced in the second half by QB **Blake Bortles**

2013 (w/ JAX - 15/15)

Started 13 of 15 games played, tied for the second-most starts of his career ... Was 305 of 503 passing for 3,241 yards with 13 TDs and 14 INTs for a 76.5 passer rating ... Established career-highs for attempts and completions and had second-most yards ... Started the last 11 games

- **9/8 vs. KC:** Inserted into the game during middle of club's final drive as QB **Blaine Gabbert** suffered a hand injury. Completed 3 of 6 passes for 36 yards with a 24-yard completion to WR **Cecil Shorts III**

- **9/15 at OAK:** Started at QB for injured QB **Blaine Gabbert** and threw for 241 yards on 25 of 38 passing with one TD for a 92.1 passer rating
- **9/22 at SEA:** Started at QB and completed 18 of 38 passes for 235 yards with two TDs for a 45.4 rating
- **10/6 at STL:** Entered the game with 5:14 remaining in the third quarter after QB **Blaine Gabbert** suffered a hamstring injury ... Finished 7 of 13 passing for 89 yards with one TD for a 101.1 passer rating
- **10/13 at DEN:** Started at QB and was 27 of 42 passing for 303 yards with two INTs for a 65.9 rating
- **10/20 vs. SD:** Registered his second straight 300-yard passing game, completing 23 of 36 passes for 318 yards with one INT for an 80.6 rating
- **10/27 vs. SF:** Started at QB and threw for 228 yards and one TD for an 84.3 passer rating
- **11/10 at TEN:** Started at QB and was 14 of 23 passing for 180 yards with two INTs for a 49.2 rating ... Won second start as a Jaguar
- **11/17 vs. ARI:** Led club to TDs on back-to-back drives to open the game ... Hooked up with TE **Danny Noble** for a 62-yard TD on the opening drive. Finished 27 of 42 passing for 255 yards with one TD/two INTs and a 69.0 rating
- **11/24 at HOU:** Was 23 of 32 passing for 239 yards with a season-high 93.1 rating
- **12/1 at CLE:** Completed 22 of 40 passes for 195 yards with 2 TDs/1 INT for a 74.5 rating ... Directed his fourth career game-winning drive, hooking up with WR **Cecil Shorts III** for a 20-yard TD with 40 seconds remaining in the game
- **12/5 vs. HOU:** Threw for 117 yards and two TDs, his 11th career multi-TD game
- **12/15 vs. BUF:** Threw for 237 yards and two TDs on 21 of 36 passing
- **12/22 vs. TEN:** Registered his fourth straight game with two TD passes, hooking up with TE **Marcedes Lewis** and WR **Mike Brown** for scores
- **12/29 at IND:** Started in season-finale and registered a season-high 331 yards on 30 of 51 passing with one TD and one INT

2012 (w/ JAX - 10/6)

Appeared in 10 games with six starts ... Completed 166 of 308 passes for 2,084 yards with 11 TDs and 11 INTs for a 72.2 rating ... Became 15th different starting QB in franchise history

- **9/16 vs. HOU:** Made Jaguars debut in fourth quarter when QB **Blaine Gabbert** departed with an injury and went 2-for-2 passing with 23 yards
- **10/21 at OAK:** Entered game in second quarter when QB **Blaine Gabbert** suffered a left shoulder injury and completed nine of 20 passes for 71 yards
- **11/8 vs. IND:** Was inserted into the game in the fourth quarter and completed 10 of 16 passes for 121 yards with a TD and INT
- **11/18 at HOU:** Entered game in first quarter on club's second offensive possession after QB **Blaine Gabbert** left with a right forearm/elbow injury ... Completed 16 of 33 passes for 354 yards and a career-best four TDs ... Became first QB since Hall of Famer **Steve Young** in 1987 to come off bench and throw for four TDs and no INTs
- **11/25 vs. TEN:** Made first start of the season and threw for 261 yards on 17 of 26 passing with two TDs and one INT
- **12/23 vs. NE:** Threw for 348 yards on 29 of 51 passing with one TD and three INT.
- **12/30 at TEN:** Made sixth consecutive start and completed 25 of 41 passes for 298 yards with two TD and three INT

2011 (w/ MIA - 4/4)

Started the first four games before suffering a season-ending left shoulder injury ... Was placed on injured reserve on Oct. 6 ... Completed 64 of 112 passes (57.1 pct.) for 868 yards with four TDs and four INTs for a 79.0 rating ... Added 15 rushes for 112 yards and one TD

- **9/12 vs. NE:** Opened the season as starter and was 30 of 49 for a career-high 416 yards with two TDs and one INT for a 93.6 rating ... Marked highest single-game passing yardage total by any Dolphin QB other than **Dan Marino**
- **9/25 at CLE:** Was 19 of 29 passing for 255 yards with one TD and one INT
- **10/2 at SD:** Left the game with a left shoulder injury in the first quarter

2010 (w/ MIA - 15/14)

Started 14 of 15 games and was 6-8 as starter... Was 301 of 490 passing (61.4 pct.) for 3,301 yards with 15 TDs and 19 INTs for a 75.4 rating

- **9/26 vs. NYJ:** Threw for two TDs and one INT on 26 of 44 passing for a then career-high 363 yards
- **10/4 vs. NE:** Was 28 of 38 passing for 305 yards with two TDs and three INTs.
- **10/17 at GB:** Threw for two TDs including a 22-yard pass to TE **Anthony Fasano** that broke a 13-13 tie to give the Dolphins a lead in the fourth quarter leading to overtime win
- **11/14 vs. TEN:** Saw action in relief of **Chad Pennington** in the first quarter ... Suffered an injury to his right knee in the third quarter and did not return
- **11/28 at OAK:** Returned to lineup and threw for 307 yards on 17 of 30 passing with two TDs and one INT. Connected with **Marlon Moore** on a 57-yard TD pass
- **12/19 vs. BUF:** Completed 73.3 percent of passes (33 of 45) for 276 yards with one TD and one INT
- **12/26 vs. DET:** Passed **David Woodley** to move into fourth place among the Dolphins career passing yardage leaders ... Completed 29 of 44 passes for 278 yards with one TD and two INTs

2009 (w/ MIA - 14/13)

Played in 14 games with 13 starts and posted 7-6 record as starter... Completed 274 of 451 passes (60.7 pct.) for 2,878 yards with 12 TDs and 14 INTs for a passer

CHAD HENNE

rating of 75.2

- **9/27 at SD:** Saw first action of season in relief of QB Chad Pennington and totaled 10 of 19 passing for 92 yards with one INT
- **10/14 vs. BUF:** Made first career start and completed 14 of 22 passes for 115 yards and one TD for a 92.0 rating, hooking up with WR Brian Hartline in third quarter for first career TD pass
- **10/12 vs. NYJ:** Led Dolphins to a 31-27 comeback win on Monday Night Football with first career fourth-quarter comeback ... Connected on 20 of 26 passes for 241 yards and two TDs for a career-high 130.4 passer rating ... Led club to 21 points in fourth quarter and finished the quarter 9 of 12 passing for 121 yards with two TDs
- **11/15 vs. TB:** Posted second fourth quarter comeback win as he was 17 of 31 for 175 yards with one TD, leading team to a game-winning FG
- **11/19 vs. NE:** Finished 29 of 52 passing for 335 yards with two TDs and one INT in a comeback win
- **12/13 at JAX:** Completed 21 of 29 passes for 220 yards with one INT and scored first career rushing TD ... Set franchise record for consecutive completions in a single game with 17 straight
- **12/27 vs. HOU:** Set season and career marks with 35 completions and 55 attempts for 322 yards with one TD for second consecutive 300-yard passing game
- **1/3 vs. PIT:** Closed out season with 140 yards on 16 of 20 passing for a career-best 80.0 completion percentage with one TD and one INT

2008 (w/ MIA - 3/0)

Appeared in three games as a rookie

- **9/14 at ARI:** Made NFL debut in the fourth quarter and was 7 of 12 passing for 67 yards, all on an 18-play drive covering 89 yards

COLLEGE (at Michigan, 2004-07)

- Four-year starter who compiled a 33-14 record as starter
- Career totals: 828 of 1,387 (59.7 pct.) for 9,715 yards with 87 TDs, 37 INTs
- Tossed at least one TD pass in 42 of his 47 career games and threw for at least 200 yards in 26 starts
- Finished with school records for career completions, attempts, passing yards and TD passes
- Ranked second to Purdue's Drew Brees in Big Ten Conference history for career TD passes
- Became first true freshman QB in Big Ten history to lead his team to a conference title
- Earned degree in general studies

PERSONAL

- Married (Brittany)
- Attended Wilson High School in West Lawn, Pa.
- Set Pennsylvania District III all-time passing and TD records with 7,071 yards and 74 TDs
- Also competed in track and field and was a two-year starter on basketball team
- Father, Sheldon, worked two full-time jobs as both a welder and a high school and junior high school football coach
- Full name: Chad Steven Henne

REGULAR SEASON CAREER STATISTICS

PASSING

YEAR	TEAM	P/S	COMP	ATT	PCT	YDS	AVG	TD	INT	SK	RTG
2008	MIA	3/0	7	12	58.3	67	5.6	0	0	0	74.0
2009	MIA	14/13	274	451	60.8	2,878	6.4	12	14	26	75.2
2010	MIA	15/14	301	490	61.4	3,301	6.7	15	19	30	75.4
2011	MIA	4/4	64	112	57.1	868	7.8	4	4	11	79.0
2012	JAX	10/6	166	308	53.9	2,084	6.8	11	11	28	72.2
2013	JAX	15/13	305	503	60.6	3,241	6.4	13	14	38	76.5
2014	JAX	3/3	42	78	53.8	492	6.3	3	1	16	80.7
2015	JAX	0/0	0	0	0.0	0	0.0	0	0	0	0.0
2016	JAX	1/0	0	0	0.0	0	0.0	0	0	0	0.0
2017	JAX	1/0	0	2	0.0	0	0.0	0	0	0	39.6
NFL totals:		10 yrs. 66/53	1,159	1,956	59.3	12,931	6.6	58	63	149	75.5

CAREER HIGHS

GAME	SEASON
Passing completions: 35 (12/27/09 vs. HOU)	305 (2013)
Passing attempts: 55 (12/27/09 vs. HOU)	503 (2013)
Passing percentage: 80.0 (01/03/10 vs. PIT)	61.4 (2010)
Passing yards: 416 (9/12/11 vs. N.E.)	3,301 (2010)
Passing touchdowns: 4 (11/18/12 at HOU)	15 (2010)
Passer rating: 130.4 (10/12/09 vs. NYJ)	80.7 (2014)
Rushing attempts: 7 (9/12/11 vs. N.E.)	27 (2013)
Rushing yards: 59 (9/12/11 vs. N.E.)	112 (2012)
Rushing touchdowns: 1 (three times, last: 12/2/12 vs. BUF)	1 (2012)

2017 GAME-BY-GAME STATISTICS

DATE	OPP	P/S	COMP	ATT	PCT	YDS	AVG	TD	INT	SK	RTG
09/10	at HOU					DNP					
09/17	vs. TEN					DNP					
09/24	vs. BAL	1/0	0	2	0.0	0	0.0	0	0	0	39.6
10/01	at NYJ					DNP					
10/08	at PIT					DNP					
10/15	vs. LAR					DNP					
10/22	at IND					DNP					
	BYE WEEK										
11/05	vs. CIN					DNP					
11/12	vs. LAC					DNP					
11/19	at CLE					DNP					
11/26	at AZ										
12/03	vs. IND										
12/10	vs. SEA										
12/17	vs. HOU										
12/24	at SF										
12/31	at TEN										
2017 totals:		1/0	0	2	0.0	0	0.0	0	0	0	39.6

2016 GAME-BY-GAME STATISTICS

DATE	OPP	P/S	COMP	ATT	PCT	YDS	AVG	TD	INT	SK	RTG
09/11	vs. G.B.					DNP					
09/18	at S.D.					DNP					
09/25	vs. BAL					DNP					
10/02	vs. IND					DNP					
	BYE WEEK										
10/16	at CHI					DNP					
10/23	vs. OAK					DNP					
10/27	at TEN					DNP					
11/06	at K.C.					DNP					
11/13	vs. HOU					DNP					
11/20	at DET	1/0	0	0	0.0	0	0.0	0	0	0	0
11/27	at BUF					DNP					
12/04	vs. DEN					DNP					
12/11	vs. MIN					DNP					
12/18	at HOU					DNP					
12/24	vs. TEN					DNP					
01/01	at IND					DNP					
2016 totals:		1/0	0	0	0.0	0	0.0	0	0	0	0

2015 GAME-BY-GAME STATISTICS

DATE	OPP	P/S	COMP	ATT	PCT	YDS	AVG	TD	INT	SK	RTG
09/13	vs. CAR					DNP					
09/20	vs. MIA					DNP					
09/27	at N.E.					DNP					
10/04	at IND					DNP					
10/11	at T.B.					DNP					
10/18	vs. HOU					DNP					
10/25	vs. BUF					DNP					
	BYE WEEK										
11/08	at NYJ					DNP					
11/15	at BAL					DNP					
11/19	vs. TEN					DNP					
11/29	vs. S.D.					DNP					
12/06	at TEN					DNP					
12/13	vs. IND					DNP					
12/20	vs. ATL					DNP					
12/27	at N.O.					DNP					
01/03	at HOU					DNP					
2015 totals:		0/0	0	0	0.0	0	0.0	0	0	0	0

CHAD HENNE

2014 GAME-BY-GAME STATISTICS

DATE	OPP	P/S	COMP	ATT	PCT	YDS	AVG	TD	INT	SK	RTG
09/07	at PHI	1/1	24	43	55.8	266	6.2	2	0	3	89.9
09/14	at WAS	1/1	14	28	50.0	193	6.9	1	1	10	69.5
09/21	vs. IND	1/1	4	7	57.1	33	4.7	0	0	3	69.3
09/28	at S.D.	0/0				DNP					
10/05	vs. PIT	0/0				DNP					
10/12	at TEN	0/0				DNP					
10/19	vs. CLE	0/0				DNP					
10/26	vs. MIA	0/0				DNP					
11/02	at CIN	0/0				DNP					
11/09	vs. DAL	0/0				DNP					
	BYE WEEK										
11/23	at IND	0/0				DNP					
11/30	vs. NYG	0/0				DNP					
12/07	vs. HOU	0/0				DNP					
12/14	at BAL	0/0				DNP					
12/18	vs. TEN	0/0				DNP					
12/28	at HOU	0/0				DNP					
2014 totals:		3/3	42	78	53.8	492	6.3	3	1	16	80.7

2013 GAME-BY-GAME STATISTICS

DATE	OPP	P/S	COMP	ATT	PCT	YDS	AVG	TD	INT	SK	RTG
09/08	vs. K.C.	1/0	3	6	50.0	36	6.0	0	0	0	68.8
09/15	at OAK	1/1	25	38	65.8	241	6.3	1	0	5	92.1
09/22	at SEA	1/1	18	38	47.4	235	6.2	0	2	3	45.4
09/29	vs. IND	0/0	0	0	0.0	0	0.0	0	0	0	0.0
10/06	at STL	1/0	7	13	53.8	89	6.8	1	0	0	101.1
10/13	at DEN	1/1	27	42	64.3	303	7.2	0	2	2	65.9
10/20	vs. S.D.	1/1	23	36	63.9	318	8.8	0	1	6	80.6
10/27	vs. S.F.	1/1	29	45	64.4	228	5.1	1	0	0	84.3
	BYE WEEK										
11/10	at TEN	1/1	14	23	60.9	180	7.8	0	2	3	49.2
11/17	vs. ARI	1/1	27	42	64.3	255	6.1	1	2	2	69.0
11/24	at HOU	1/1	23	32	71.9	239	7.5	0	0	4	93.1
12/01	at CLE	1/1	22	40	55.0	195	4.9	2	1	2	74.5
12/05	vs. HOU	1/1	12	27	44.4	117	4.3	2	0	1	81.9
12/15	vs. BUF	1/1	21	36	58.3	237	6.6	2	2	5	73.5
12/22	vs. TEN	1/1	24	34	70.6	237	7.0	2	1	2	97.3
12/29	at IND	1/1	30	51	58.8	331	6.5	1	1	3	76.5
2013 totals:		15/13	305	503	60.6	3,241	6.4	13	14	38	76.5

2012 GAME-BY-GAME STATISTICS

DATE	OPP	P/S	COMP	ATT	PCT	YDS	AVG	TD	INT	SK	RTG
09/09	at MIN					ina					
09/16	vs. HOU	1/0	2	2	100.0	23	11.5	0	0	0	114.6
09/23	at IND					ina					
09/30	vs. CIN					ina					
10/07	vs. CHI					ina					
	BYE WEEK										
10/21	at OAK	1/0	9	20	45.0	71	3.6	0	0	3	54.4
10/28	at G.B.					ina					
11/04	vs. DET					ina					
11/08	vs. IND	1/0	10	16	62.5	121	7.6	1	1	1	80.5
11/18	at HOU	1/0	16	33	48.5	354	10.7	4	0	1	126.8
11/25	vs. TEN	1/1	17	26	65.4	261	10.0	2	1	7	108.0
12/02	at BUF	1/1	19	42	45.2	202	4.8	1	1	3	41.3
12/09	vs. NYJ	1/1	21	43	48.8	185	4.3	0	2	3	41.3
12/16	at MIA	1/1	18	34	52.9	221	6.5	0	0	2	73.3
12/23	vs. N.E.	1/1	29	51	56.9	348	6.8	1	3	1	59.9
12/30	at TEN	1/1	25	41	61.0	298	7.3	2	3	7	69.0
2012 totals:		10/6	166	308	53.9	2,084	6.8	11	11	28	72.2

2011 GAME-BY-GAME STATISTICS

DATE	OPP	P/S	COMP	ATT	PCT	YDS	AVG	TD	INT	SK	RTG
09/12	vs. N.E.	1/1	30	49	61.2	416	8.5	2	1	4	93.6
09/18	vs. HOU	1/1	12	30	40.0	170	5.7	1	1	2	56.2
09/25	at CLE	1/1	19	29	65.5	255	8.8	1	1	5	90.4
10/02	at S.D.	1/1	3	4	75.0	27	6.8	0	1	0	53.1
	BYE WEEK										
10/17	at NYJ					IR					
10/23	vs. DEN					IR					
10/30	at NYG					IR					
11/06	at K.C.					IR					
11/13	vs. WAS					IR					
11/20	vs. BUF					IR					
11/24	at DAL					IR					
12/04	vs. OAK					IR					
12/11	vs. PHI					IR					
12/18	at BUF					IR					
12/24	at N.E.					IR					
01/01	vs. NYJ					IR					
2011 totals:		4/4	64	112	57.1	868	7.8	4	4	11	79.0

2010 GAME-BY-GAME STATISTICS

DATE	OPP	P/S	COMP	ATT	PCT	YDS	AVG	TD	INT	SK	RTG
09/12	at BUF	1/1	21	34	61.8	182	5.4	0	0	3	75.9
09/19	at MIN	1/1	9	15	60.0	114	7.6	1	0	2	106.0
09/26	vs. NYJ	1/1	26	44	59.1	363	8.3	2	1	2	91.4
10/04	vs. N.E.	1/1	28	38	73.7	305	8.0	2	3	2	81.6
	BYE WEEK										
10/17	at G.B.	1/1	23	39	59.0	231	5.9	2	1	0	82.3
10/24	vs. PIT	1/1	23	36	63.9	257	7.1	1	1	1	82.8
10/31	at CIN	1/1	24	37	64.9	217	5.9	0	1	0	69.3
11/07	at BAL	1/1	22	34	64.7	231	6.8	0	3	2	47.5
11/14	vs. TEN	1/0	19	28	67.9	240	8.6	1	1	1	91.4
11/18	vs. CHI	0/0				ina					
11/28	at OAK	1/1	17	30	56.7	307	10.2	2	1	3	100.3
12/05	vs. CLE	1/1	16	32	50.0	174	5.4	1	3	1	37.8
12/12	at NYJ	1/1	5	18	27.8	55	3.1	1	0	5	58.3
12/19	vs. BUF	1/1	33	45	73.3	276	6.1	1	1	3	86.9
12/26	vs. DET	1/1	29	44	65.9	278	6.3	1	2	2	72.0
01/02	at N.E.	1/1	6	16	37.5	71	4.4	0	1	3	25.6
2010 totals:		15/14	64	112	57.1	868	7.8	4	4	11	79.0

2009 GAME-BY-GAME STATISTICS

DATE	OPP	P/S	COMP	ATT	PCT	YDS	AVG	TD	INT	SK	RTG
09/13	at ATL					ina					
09/21	vs. IND					ina					
09/27	at S.D.	1/0	10	19	52.6	92	4.8	0	1	1	44.2
10/04	vs. BUF	1/1	14	22	63.6	115	5.2	1	0	6	92.0
10/12	vs. NYJ	1/1	12	21	57.1	241	9.3	2	0	0	130.4
	BYE WEEK										
10/25	vs. N.O.	1/1	18	36	50.0	211	5.9	0	2	2	45.0
11/01	at NYJ	1/1	12	21	57.1	112	5.3	1	0	5	87.8
11/08	at N.E.	1/1	19	34	55.9	219	6.4	0	0	2	75.5
11/15	vs. T.B.	1/1	17	31	54.8	175	5.6	1	1	0	68.6
11/19	at CAR	1/1	17	29	58.6	172	5.9	1	0	0	87.1
11/29	at BUF	1/1	17	31	54.8	175	5.6	1	3	1	42.5
12/06	vs. N.E.	1/1	29	52	55.8	335	6.4	2	1	1	80.2
12/13	at JAX	1/1	21	29	72.4	220	7.6	0	1	2	79.7
12/20	at TEN	1/1	29	46	63.0	349	7.6	1	3	1	66.3
12/27	vs. HOU	1/1	35	55	63.6	322	5.9	1	1	3	78.0
01/03	vs. PIT	1/1	16	20	80.0	140	7.0	1	1	2	91.7
2009 totals:		14/13	274	451	60.8	2,878	6.4	12	14	26	75.2

COLIN HOLBA

49

COLIN HOLBA

LONG SNAPPER

6-4 248 LBS


LOUISVILLE

BORN JULY 8, 1994

LOUISVILLE, KENTUCKY

ACQ: FREE AGENT 2017

EXP: ROOKIE



TRANSACTIONS

Originally drafted by Pittsburgh in the sixth round (213th overall) in the 2017 draft ...
Waived on 9/2/17 ... Signed by Jacksonville on 11/14/17

PRO (Games played/started - 1/0)

Spent training camp with Pittsburgh before being released prior to the start of the regular season

2017 (w/ JAX - 1/0)

- 11/19 at CLE: Served as the team's long snapper

COLLEGE (at Louisville, 2013-16)

- Served two seasons at the team's primary long snapper (2015-16)

PERSONAL

- Played two years of football and three years of baseball at Eastern High School (Ky.)
- Served as the long snapper on the varsity football team during his sophomore and junior seasons, when he was perfect on every snap
- Served as the starting quarterback on Eastern's junior varsity team through his junior year
- Posted the best ERA as a pitcher on the Eagles' baseball team
- Uncle, John Holba, played QB at Ohio University and Western Michigan from 1994-96
- Son of Paul and DeAnn Holba

ALLEN HURNS

88

ALLEN HURNS

WIDE RECEIVER
6-3 201 LBS.
MIAMI (FLA.)
BORN NOVEMBER 12, 1991
MIAMI, FLORIDA
ACQ: ROOKIE FREE AGENT 2014
EXP: 4TH YEAR



TRANSACTIONS

Originally signed with Jacksonville as an undrafted rookie on 5/12/14

PRO (Games played/started - 51/42)

- Ranks second in franchise history with a 14.3 yards per reception avg.
- Caught a pass in 38 consecutive games from 9/7/14 - 10/27/16, the longest streak by a Jaguars player since TE **Mercedes Lewis** (32 games) from 9/12/10 - 9/9/12 and the longest streak for a Jaguars WR since WR **Jimmy Smith** (76 games) from 9/9/01 - 1/1/06
- Holds the Jaguars record of seven consecutive games with a receiving TD (9/27/15-11/15/15)

2017 (w/ JAX - 9/8)

- **9/10 at HOU:** Saw action at WR and tied for the team lead with three receptions and led the team with 42 receiving yards
- **9/17 vs. TEN:** Started at WR and recorded six receptions for a team-high 82 yards and one TD
- **9/24 vs. BAL:** Started at WR and recorded three receptions for 20 yards and one TD ... Third consecutive year with a TD reception in London
- **10/1 at NYJ:** Started at WR and recorded four receptions for 42 yards
- **10/8 at PIT:** Started at WR and recorded two receptions for 21 yards
- **10/15 vs. LAR:** Started at WR and recorded three receptions for 37 yards
- **10/22 at IND:** Led the team with five receptions for a game-high 101 yards (20.2 avg.), including a long reception of 50 yards
- **11/5 vs. CIN:** Started at WR and recorded three receptions for 31 yards
- **11/12 vs. LAC:** Started at WR and led the team with seven receptions for 70 yards before exiting the game with an ankle injury
- **11/19 at CLE:** Inactive (ankle)

2016 (w/ JAX - 11/11)

Started all 11 games played and missed the final five due to a hamstring injury ... Registered 35 receptions for 477 yards, including three TDs

- **9/11 vs. G.B.:** Had four receptions for a team-leading 75 yards (18.8 rec. avg.), including a game-long 38-yard catch in the third quarter
- **9/18 at S.D.:** Posted five receptions for 64 yards (12.8 rec. avg.)
- **9/25 vs. BAL:** Recorded four receptions for 40 yards
- **10/2 vs. IND:** Posted two receptions for 47 yards, including a 42-yard TD in the fourth quarter
- **10/16 at CHI:** Caught five passes for 74 yards (14.8 rec. avg.)
- **10/23 vs. OAK:** Caught four passes for 45 yards (11.3 avg.)
- **10/27 at TEN:** Led the team with seven receptions for 98 yards (14.0 rec. avg.) and one TD
- **11/6 at K.C.:** Started at WR before exiting the game with a concussion
- **11/13 vs. HOU:** Started at WR and had two receptions for 13 yards
- **11/20 at DET:** Started at WR and posted one reception for nine yards
- **11/27 at BUF:** Tallied a 12-yard TD reception for his 150th career catch
- **12/4 vs. DEN:** Inactive (hamstring)
- **12/11 vs. MIN:** Inactive (hamstring)
- **12/18 at HOU:** Inactive (hamstring)
- **12/24 vs. TEN:** Inactive (hamstring)
- **1/1 at IND:** Inactive (hamstring)

2015 (w/ JAX - 15/15)

Finished his second NFL season setting career highs in receptions (64), receiving yards (1,030) and receiving TDs (10) ... Youngest undrafted player since the 1970 NFL merger to record 1,000-plus receiving yards and 10-plus receiving TDs in a single season ... Since 2005, one of only five undrafted NFL players to have recorded 1,000-plus receiving yards and 10-plus receiving TDs in a single season ... Became the fourth Jaguars player to post 1,000 receiving yards in a single season (**Jimmy Smith**, nine times; **Kennan McCardell**, four times; **Allen Robinson**, one time) ... Joins **WR Allen Robinson** (1,400) as the first Jaguars duo to each record 1,000-plus receiving yards in the same season since WR **Keenan McCardell** (1,110) and WR **Jimmy Smith** (1,373) in 2001 ... The first undrafted player age 24 or younger to post 1,000 receiving yards in a single season since DEN's **Steve Watson** (1,244) in 1981

- **9/27 at N.E.:** Had two receptions for 70 yards (35.0 avg.), including a 59-yard TD
- **10/4 at IND:** Recorded a career-high 11 receptions for his third career 100-yard game (116 yds.) and one TD
- **10/11 at T.B.:** Caught five passes for 116 yards (23.2 avg.) and one TD ... Became the third player in franchise history to register back-to-back games with at least 100 receiving yards and a TD ... Joins **Jimmy Smith** as the only players in franchise

history to register back-to-back games with at least 100 receiving yards and a TD in two consecutive road games

- **10/25 vs. BUF:** Had two catches for 53 yards (26.5 rec. avg.), including the game-winning 31-yard TD reception with 2:16 remaining
- **11/8 at NYJ:** Had five receptions for 122 yards (24.4 rec. avg.) and one TD ... Along with teammate **Allen Robinson** (121 yards), marked the first time in Jaguars history that two players posted 120-plus receiving yards in a single game
- **11/15 at BAL:** Had five receptions for a team-high 62 yards (12.4 rec. avg.) and one TD
- **12/13 vs. IND:** Had three receptions for a team-high 105 yards and a career-long 80-yard TD reception in the third quarter, the third-longest reception in franchise history
- **12/27 at N.O.:** Surpassed 1,000 yards for the first time in his NFL career after registering eight receptions for 107 yards and a career-high-tying two TDs

2014 (w/ JAX - 16/8)

Started eight of 16 games as a rookie and produced a team-high six TDs, the most in franchise history by a rookie ... Registered 51 receptions for 677 yards, the second-most catches and yards by a Jaguars rookie ... Ranked fourth in NFL history among undrafted rookies in receptions, fifth in receiving yards and fourth in receiving TDs ... Ranked second on the club with 51 catches for 677 yards and a team-high six TDs which set a Jaguars rookie record ... Joined **Allen Robinson** (48-548) to become the first rookie duo in NFL history to register 48 or more receptions in a season

- **9/7 at PHI:** Started at WR in NFL debut and registered four catches for 110 yards and two TDs ... Became first player in NFL history to record two receiving TDs in the first quarter in his NFL debut, hooking up with **Chad Henne** from 34 and 21 yards ... Joined former Detroit WR **Charles Rogers** (Sept. 17, 2003 vs. Arizona) as only players in NFL history to score a TD on each of their first two receptions ... His 110 receiving yards were the most in franchise history by a WR in his first NFL game and fourth-most by a rookie in a game ... His 27.5-yard average per catch ranks fifth-highest in team history ... Finished the first quarter with three catches for 101 yards ... First undrafted rookie in team history to start in season-opener
- **9/28 at SD:** Finished with five catches for 68 yards (13.6 avg.), including a 44-yard reception in the second quarter that set up a Jaguars TD ... Marked his fourth reception of 30-plus yards
- **11/2 at CIN:** Recorded a career-high seven catches for 112 yards and matched his career-high with two TDs ... Had TD receptions of 40 and 18 yards ... Tied for the most receiving TDs by a Jaguars rookie with five through nine games
- **12/7 vs. HOU:** Totaled 36 yards on five receptions including a four-yard TD pass from QB **Blake Bortles** in the first quarter ... Has the most touchdown receptions in team history by a rookie wide receiver

COLLEGE (at Miami, 2010-13)

- Concluded career ranked seventh in school history with 121 receptions and 1,891 yards
- Played in all 13 games as a senior, making 11 starts
- Named the 2013 Jack Harding Team Most Valuable Player, given annually to the school's top performer
- Set single-season school record for receiving yards (1,162), breaking mark previously held by WR **Leonard Hankerson**
- Set career-high in receptions (nine) and yards (173) in a 41-31 victory at Pittsburgh
- Became fourth Hurricane with 1,000-yard receiving season, joining **Eddie Brown** (1984), **Andre Johnson** (2002) and **Leonard Hankerson** (2010)

PERSONAL

- Attended Carol City (Miami, Fla.) High School where was ranked as a three-star recruit by Rivals.com

REGULAR SEASON CAREER STATISTICS							
YEAR	TEAM	GP/GS	RECS	YDS	AVG.	LG	TD
2014	JAX	16/8	51	677	13.3	63t	6
2015	JAX	15/15	64	1,031	16.1	80t	10
2016	JAX	11/11	35	477	13.6	42t	3
2017	JAX	9/8	36	446	12.4	50	2
NFL totals: 4 yrs.		51/42	186	2,631	14.1	80t	21

CAREER HIGHS		
	GAME	SEASON
Receptions:	11 (10/4/15 at IND)	64 (2015)
Receiving yards:	122 (11/8/15 at NYJ)	1,031 (2015)
Longest reception:	80t (12/13/15 vs. IND)	80t (2015)
Receiving touchdowns:	2 (three times, last: 12/27/15 at N.O.)	10 (2015)

ALLEN HURNS

2017 GAME-BY-GAME STATISTICS

DATE	OPP	RECs	YDS	AVG.	LG	TD
09/10	at Houston	3	42	14.0	20	0
09/17	vs. Tennessee	6	82	13.7	20	1
09/24	vs. Baltimore	3	20	6.7	9	1
10/01	at New York Jets	4	42	10.5	15	0
10/08	at Pittsburgh	2	21	10.5	18	0
10/15	vs. LA Rams	3	37	12.3	18	0
10/22	at Indianapolis	5	101	20.2	50	0
BYE WEEK						
11/05	vs. Cincinnati	3	31	10.3	13	0
11/12	vs. LA Chargers	7	70	10.0	19	0
11/19	at Cleveland			Inactive		
11/26	at Arizona					
12/03	vs. Indianapolis					
12/10	vs. Seattle					
12/17	vs. Houston					
12/24	at San Francisco					
12/31	at Tennessee					
2017 totals:		36	446	12.4	50	2

2016 GAME-BY-GAME STATISTICS

DATE	OPP	RECs	YDS	AVG.	LG	TD
09/11	vs. Green Bay	4	75	18.8	38	0
09/18	at San Diego	5	64	12.8	24	0
09/25	vs. Baltimore	4	40	10.0	17	0
10/02	vs. Indianapolis	2	47	23.5	42t	1
BYE WEEK						
10/16	at Chicago	5	74	14.8	29	0
10/23	vs. Oakland	4	45	11.3	22	0
10/27	at Tennessee	7	98	14.0	31	1
11/06	at Kansas City	0	0	0.0	-	0
11/13	vs. Houston	2	13	6.5	11	0
11/20	at Detroit	1	9	9.0	9	0
11/27	at Buffalo	1	12	12.0	12t	1
12/04	vs. Denver			ina		
12/11	vs. Minnesota			ina		
12/18	at Houston			ina		
12/24	vs. Tennessee			ina		
01/01	at Indianapolis			ina		
2016 totals:		35	477	13.6	42t	3

2015 GAME-BY-GAME STATISTICS

DATE	GAME	RECs	YDS	AVG.	LG	TD
09/13	vs. Carolina	5	60	12.0	24	0
09/20	vs. Miami	4	68	17.0	24	0
09/27	at New England	2	70	35.0	59t	1
10/04	at Indianapolis	11	116	10.5	26	1
10/11	at Tampa Bay	5	116	23.2	59	1
10/18	vs. Houston	2	30	15.0	19	1
10/25	vs. Buffalo	2	53	26.5	31t	1
BYE WEEK						
11/08	at N.Y. Jets	5	122	24.4	30t	1
11/15	at Baltimore	5	62	12.4	21	1
11/19	vs. Tennessee	3	19	6.3	7	0
11/29	vs. San Diego	4	42	10.5	29	0
12/06	at Tennessee			ina		
12/13	vs. Indianapolis	3	105	35.0	80t	1
12/20	vs. Atlanta	2	44	22.0	22	0
12/27	at New Orleans	8	107	13.4	24	2
01/03	at Houston	3	17	5.7	6	0
2015 totals:		64	1,031	16.1	80t	10

2014 GAME-BY-GAME STATISTICS

DATE	GAME	RECs	YDS	AVG.	LG	TD
09/07	at Philadelphia	4	110	27.5	46	2
09/14	at Washington	2	13	6.5	10	0
09/21	vs. Indianapolis	1	63	63.0	63t	1
09/28	at San Diego	5	68	13.6	44	0
10/05	vs. Pittsburgh	4	26	6.5	9	0
10/12	at Tennessee	2	18	9.0	10	0
10/19	vs. Cleveland	1	7	7.0	7	0
10/26	vs. Miami	3	49	16.3	20	0
11/02	at Cincinnati	7	112	16.0	40t	2
11/09	vs. Dallas	1	9	9.0	9	0
BYE WEEK						
11/23	at Indianapolis	1	13	13.0	13	0
11/30	vs. N.Y. Giants	4	42	10.5	14	0
12/07	vs. Houston	5	36	7.2	16	1
12/14	at Baltimore	6	70	11.7	27	0
12/18	vs. Tennessee	3	26	8.7	15	0
12/28	at Houston	2	15	7.5	10	0
2014 totals:		51	677	13.3	63t	6

CHRIS IVORY

33

CHRIS IVORY

RUNNING BACK
6-0 223 LBS.
TIFFIN UNIVERSITY
BORN MARCH 22, 1988
LONGVIEW, TEXAS
ACQ: UFA (N.Y. JETS) 2016
EXP: 8TH YEAR



TRANSACTIONS

Originally signed by New Orleans as an undrafted rookie free agent on 5/3/10 ... Acquired by the N.Y. Jets in exchange for a fourth-round 2013 draft choice on 4/26/13 ... Signed by Jacksonville as an undrafted free agent on 3/10/15

PRO (Games played/started - 91/40, 2/0)

• Eighth-year RB has spent time with New Orleans, N.Y. Jets and Jacksonville

2017 (w/ JAX - 10/2)

- **9/10 at HOU:** Saw action at RB and recorded nine rushes for 42 yards and one reception for 11 yards
- **9/17 vs. TEN:** Rushed six times for 17 yards and caught three passes for 31 yards
- **9/24 vs. BAL:** Rushed six times for 17 yards and caught two passes for 25 yards
- **10/1 at NYJ:** Rushed nine times for 42 yards and caught one pass for two yards
- **10/8 at PIT:** Rushed eight times for 41 yards
- **10/15 vs. LAR:** Led the team with nine receptions for 74 yards with one TD and rushed twice for three yards
- **10/22 at IND:** Started at RB and rushed for 47 yards on 17 carries and one TD ... First time with a TD in consecutive games since scoring three straight games from Oct. 4, 2015 through Oct. 25, 2015.
- **11/5 vs. CIN:** Started at RB and rushed for 70 yards on 20 carries and had three receptions for 34 yards
- **11/12 vs. LAC:** Rushed once for one yard and had one reception for negative-five yards
- **11/19 at CLE:** Rushed six times for six yards

2016 (w/ JAX - 11/1)

- **9/11 vs. G.B.:** Inactive
- **9/18 at S.D.:** Inactive
- **9/25 vs. BAL:** Made his Jaguars debut, rushing 12 times for 14 yards
- **10/2 vs. IND:** Rushed eight times for 29 yards (3.6 avg.)
- **10/16 at CHI:** Rushed 11 times for 32 yards (2.9 avg.) and his first TD as a Jaguar
- **10/23 vs. OAK:** Rushed five times for 48 yards (9.6 avg.) including a team- and season-long rush of 42 yards and caught two passes for three yards
- **10/27 at TEN:** Rushed four times for six yards and had one reception for six yards
- **11/6 at K.C.:** Rushed 18 times for 107 yards (5.9 rush avg.), including a 42-yard run in the first quarter
- **11/13 vs. HOU:** Rushed nine times for 31 yards (3.4 rush avg.) and had two receptions for 10 yards
- **11/20 at DET:** Rushed 17 times for 39 yards (2.3 rush avg.) and tallied a career-high six receptions for 75 yards (12.5 rec. avg.)
- **11/27 at BUF:** Earned his first start as a Jaguar and rushed nine times for 44 yards and one TD before exiting the game with a hamstring injury
- **12/4 vs. DEN:** Inactive (hamstring)
- **12/11 vs. MIN:** Inactive (hamstring)
- **12/18 at HOU:** Rushed 10 times for 44 yards
- **12/24 vs. TEN:** Rushed 14 times for 45 yards (3.2 rush avg.), including a 1-yard TD in the second quarter before exiting the game with a hamstring injury ... Added four receptions for 69 yards (17.3 rec. avg.), including a career-long 37-yard catch-and-run in the third quarter
- **1/1 at IND:** Inactive (hamstring)

2015 (w/ NYJ - 15/14)

Started 14 of 15 games played and set career highs in carries (247), rushing yards (1,070), rushing touchdowns (seven), 100-yard rushing performances in a season (three), receptions (39) and receiving yards (217)

- **9/13 vs. CLE:** Recorded 20 carries for 91 yards (4.6 rush avg.) and two touchdowns, his fourth career multi-touchdown performance
- **10/4 at MIA:** Rushed for a career-high 166 yards and one TD for the seventh 100-yard game of his career
- **10/18 vs. WAS:** Established a career high in scrimmage yards (196) after registering 146 yards on 20 carries and 50 yards on three receptions ... Recorded back-to-back 100-yard rushing performances for the first time in his career
- **10/25 at N.E.:** Recorded the second receiving touchdown of his career, a nine-yard pass from QB **Ryan Fitzpatrick** in the third quarter
- **11/8 vs. JAX:** Registered the fifth multi-touchdown game for his career, rushing for a pair of one-yard touchdowns

2014 (w/ NYJ - 16/10)

Registered a team-high 821 rushing yards on 198 carries (4.1 rush avg) and six touch-

downs ... Added 18 receptions for 123 yards (6.8 rec. avg.)

- **9/7 vs. OAK:** Gained 102 yards on 10 carries (10.2 rush avg.), including a career-long 71-yard touchdown in the fourth quarter
- **12/1 vs. MIA:** Ran for 62 yards on 16 carries (3.9 rush avg.) and helped team run for 277 yards, the eighth-highest output in Jets history
- **12/28 at MIA:** Registered the first receiving touchdown of his career on an eight-yard pass

2013 (w/ NYJ - 15/6)

Rushed for 833 yards on 182 rushes (4.6 rush avg.) and three touchdowns, and caught two passes for 10 yards (5.0 rec. avg.)

- **10/20 vs. N.E.:** Voted FedEx Ground NFL Player of the Week after rushing 34 times for 104 yards
- **11/3 vs. N.O.:** Finished with 139 rushing yards on 18 carries (7.7 rush avg.)
- **12/22 vs. CLE:** Finished with 20 carries for 109 yards (5.5 rush avg.)

2012 (w/ N.O. - 6/2)

Played in six games with two starts, rushing for 217 yards on 40 attempts (5.4 rush avg.) and two touchdowns ... Added two receptions for 15 yards (7.5 rec. avg.)

- **11/5 vs. PHI:** Gained 48 rushing yards on 10 carries (4.8 rush avg.) and added a 22-yard touchdown run
- **11/11 vs. ATL:** Carried seven times for 72 yards (10.3 rush avg.) and scored on a 56-yard run

2011 (w/ N.O. - 6/2, 2/0)

Spent the first seven weeks of the season on the Physically Unable to Perform list recovering from foot and sports hernia surgeries ... Played in six games and had 79 rushes for 374 yards (4.7 rush avg.) and one touchdown ... Played in both postseason games and rushed 22 times for 70 yards (3.2 rush avg.)

- **1/1 vs. CAR:** Ran 19 times for 127 yards and one touchdown

2010 (w/ N.O. - 12/3)

Appeared in 12 games with three starts and led the team in rushing, carrying 137 times for 716 yards (5.2 rush avg.) with five touchdowns ... Ranked fourth in the NFL in yards per carry and second among rookies in rushing yardage ... Named an All-Rookie by The Sporting News and Pro Football Weekly/Pro Football Writers of America

- **10/17 at T.B.:** Rushed 15 times for 158 yards (10.5 rush avg.)
- **11/25 at DAL:** Registered two touchdowns as he rushed seven times for 38 yards
- **12/5 at CIN:** Carried 15 times for 117 yards (7.8 rush avg.) with two touchdowns

COLLEGE (at Washington State, 2006-08; at Tiffin University, 2009-10)

- As a senior, carried 39 times for 223 yards in five games before suffering season-ending knee injury
- Appeared in 22 games over three season at Washington State, rushing for 534 yards on 91 attempts (5.9 rush avg.) and four touchdowns

Personal

- Earned three letters in football for head coach John King and two in track and field at Longview (Texas) H.S.
- Named best fullback by 5ATexasFootball.com and was a unanimous first-team All-District 12 5A selection
- Parents are Kenny and Judy Gilliland
- Twitter handle is @ivory33



REGULAR SEASON CAREER STATISTICS

YEAR	TEAM	GP/GS	NO	RUSHING				RECEIVING				
				YDS	AVG	LG	TD	NO	YDS	AVG	LG	TD
2010	N.O.	12/3	137	716	5.2	55t	5	1	17	17.0	17	0
2011	N.O.	6/2	79	374	4.7	35t	1	0	0	0.0	0	0
2012	N.O.	6/2	40	217	5.4	56t	2	2	15	7.5	13	0
2013	NYJ	15/6	182	833	4.6	69	3	2	10	5.0	12	0
2014	NYJ	16/10	198	821	4.1	71t	6	18	123	6.8	23	1
2015	NYJ	15/14	247	1070	4.3	58	7	30	217	7.2	36	1
2016	JAX	11/1	117	439	3.8	42	3	20	186	9.3	37	0
2017	JAX	10/2	84	286	3.4	19	1	20	172	8.6	29	1
NFL totals:		8 yrs. 91/40	1,084	4,756	4.4	71t	28	94	740	7.9	37	3



POSTSEASON CAREER STATISTICS

YEAR	TEAM	GP/GS	NO	RUSHING				RECEIVING				
				YDS	AVG	LG	TD	NO	YDS	AVG	LG	TD
2011	N.O.	2/0	22	70	3.2	19	0	0	0	0.0	0	0
NFL totals:		7 yrs. 2/0	22	70	3.2	19	0	0	0	0.0	0	0



CAREER HIGHS

	GAME	SEASON
Rushing attempts:	34 (10/20/13 vs. NE)	247 (2015)
Rushing yards:	166 (10/4/15 at MIA)	1,070 (2015)
Longest rush:	71 (9/7/14 vs. OAK)	71 (2014)
Rushing touchdowns:	2 (three times, last: 10/26/14 vs. BUF)	7 (2015)
Receptions:	9 (10/15/17 vs. LAR)	30 (2015)
Receiving yards:	75 (11/20/16 at DET)	217 (2015)
Receiving touchdowns:	1 (three times, last: 10/15/17 vs. LAR)	14 (2015)

CHRIS IVORY

2017 GAME-BY-GAME STATISTICS

DATE	GAME	RUSHING					RECEIVING				
		NO	YDS	AVG	LG	TD	NO	YDS	AVG	LG	TD
09/10	at Houston	9	42	4.7	17	0	1	11	11.0	11	0
09/17	vs. Tennessee	6	17	2.8	6	0	3	31	10.3	29	0
09/24	vs. Baltimore	6	17	2.8	9	0	2	25	12.5	14	0
10/01	at New York Jets	9	42	4.7	10	0	1	2	2.0	2	0
10/08	at Pittsburgh	8	41	5.1	19	0	0	0	0.0	-	0
10/15	vs. LA Rams	2	3	1.5	2	0	9	74	8.2	22t	1
10/22	at Indianapolis	17	47	2.8	8	1	0	0	0.0	-	0
BYE WEEK											
11/05	vs. Cincinnati	20	70	3.5	14	0	3	34	11.3	29	0
11/12	vs. LA Chargers	1	1	1.0	1	0	1	-5	-5.0	-5	0
11/19	at Cleveland	6	6	1.0	2	0	0	0	0.0	-	0
11/26	at Arizona										
12/03	vs. Indianapolis										
12/10	vs. Seattle										
12/17	vs. Houston										
12/24	at San Francisco										
12/31	at Tennessee										
2017 totals:		84	286	3.4	19	1	20	172	8.6	29	1

2016 GAME-BY-GAME STATISTICS

DATE	GAME	RUSHING					RECEIVING				
		NO	YDS	AVG	LG	TD	NO	YDS	AVG	LG	TD
09/11	vs. Green Bay						ina				
09/18	at San Diego						ina				
09/25	vs. Baltimore	12	14	1.2	4	0	1	9	9.0	9	0
10/02	vs. Indianapolis	8	29	3.6	13	0	0	0	0.0	-	0
BYE WEEK											
10/16	at Chicago	11	32	2.9	9	1	2	3	1.5	2	0
10/23	vs. Oakland	5	48	9.6	42	0	2	3	1.5	3	0
10/27	at Tennessee	4	6	1.5	4	0	1	6	6.0	6	0
11/06	at Kansas City	18	107	5.9	42	0	1	0	0.0	-	0
11/13	vs. Houston	9	31	3.4	13	0	2	10	5.0	8	0
11/20	at Detroit	17	39	2.3	8	0	6	75	12.5	22	0
11/27	at Buffalo	9	44	4.9	14	1	1	11	11.0	1	0
12/04	vs. Denver						ina				
12/11	vs. Minnesota						ina				
12/18	at Houston	10	44	4.4	17	0	0	0	0.0	0	0
12/24	vs. Tennessee	14	45	3.2	13	1	4	69	17.3	37	0
01/01	at Indianapolis						ina				
2016 totals:		117	439	3.8	42	3	20	186	9.3	37	0

2015 GAME-BY-GAME STATISTICS

DATE	GAME	RUSHING					RECEIVING				
		NO	YDS	AVG	LG	TD	NO	YDS	AVG	LG	TD
09/13	vs. Cleveland	20	91	4.6	19	2	1	9	9.0	9	0
09/21	at Indianapolis	14	57	4.1	19	0	2	3	1.5	2	0
09/27	vs. Philadelphia						DNP				
10/04	at Miami	29	166	5.7	24	1	0	0	0.0	-	0
BYE WEEK											
10/18	vs. Washington	20	146	7.3	54	1	3	50	16.7	24	0
10/25	at New England	17	41	2.4	7	0	3	24	8.0	9	1
11/01	at Oakland	15	17	1.1	7	0	3	24	8.0	9	0
11/08	vs. Jacksonville	23	26	1.1	9	2	3	22	7.3	16	0
11/12	vs. Buffalo	18	99	5.5	21	0	2	36	18.0	36	0
11/22	at Houston	8	36	4.5	23	0	1	9	9.0	9	0
11/29	vs. Miami	21	87	4.1	31	1	2	15	7.5	9	0
12/06	at N.Y. Giants	10	47	4.7	20	0	5	22	4.4	11	0
12/13	vs. Tennessee	22	101	4.6	32	0	1	6	6.0	6	0
12/19	at Dallas	13	37	2.8	8	0	1	5	5.0	5	0
12/27	vs. New England	11	38	3.5	17	0	4	4	1.0	6	0
01/03	at Buffalo	6	81	13.5	58	0	0	0	0.0	-	0
2015 totals:		247	1070	4.3	58	7	30	217	7.2	36	1

2014 GAME-BY-GAME STATISTICS

DATE	GAME	RUSHING					RECEIVING				
		NO	YDS	AVG	LG	TD	NO	YDS	AVG	LG	TD
09/07	vs. Oakland	10	102	10.2	71t	1	0	0	0.0	-	0
09/14	at Green Bay	13	44	3.4	9	1	1	3	3.0	3	0
09/22	vs. Chicago	10	44	4.4	17	0	4	52	13.0	23	0
09/28	vs. Detroit	17	84	4.9	17	0	2	16	8.0	8	0
10/05	at San Diego	9	44	4.9	17	0	2	16	8.0	8	0
10/12	vs. Denver	8	7	0.9	5	0	0	0	0.0	-	0
10/16	at New England	21	107	5.1	16	1	4	18	4.5	7	0
10/26	vs. Buffalo	13	43	3.3	9	2	0	0	0.0	-	0
11/02	at Kansas City	8	22	2.8	6	0	0	0	0.0	-	0
11/09	vs. Pittsburgh	14	51	3.6	12	0	0	0	0.0	-	0
BYE WEEK											
11/24	at Buffalo	7	31	4.4	17	0	3	7	2.3	6	0
12/01	vs. Miami	16	62	3.9	11	0	0	0	0.0	-	0
12/07	at Minnesota	16	73	4.6	15	0	1	4	4.0	4	0
12/14	at Tennessee	12	25	2.1	12	1	1	1	1.0	1	0
12/21	vs. New England	11	53	4.8	16	0	0	0	0.0	-	0
12/28	at Miami	13	29	2.2	9	0	1	8	8.0	8t	1
2014 totals:		198	821	4.1	71t	6	18	123	6.8	23	1

2013 GAME-BY-GAME STATISTICS

DATE	GAME	RUSHING					RECEIVING				
		NO	YDS	AVG	LG	TD	NO	YDS	AVG	LG	TD
09/08	vs. Tampa Bay	10	15	1.5	7	0	0	0	0.0	-	0
09/12	at New England	12	52	4.3	11	0	0	0	0.0	-	0
09/22	vs. Buffalo	4	5	1.3	5	0	0	0	0.0	-	0
09/29	at Tennessee						ina				
10/07	at Atlanta	4	27	6.8	19	0	0	0	0.0	-	0
10/13	vs. Pittsburgh	4	16	4.0	9	0	0	0	0.0	-	0
10/20	vs. New England	34	104	3.1	17	0	1	-2	-2.0	-2	0
10/27	at Cincinnati	6	11	1.8	5	0	0	0	0.0	-	0
11/03	vs. New Orleans	18	139	7.7	52	1	0	0	0.0	-	0
BYE WEEK											
11/17	at Buffalo	15	98	6.5	69	1	0	0	0.0	-	0
11/24	at Baltimore	9	35	3.9	17	0	0	0	0.0	-	0
12/01	vs. Miami	12	61	5.1	32	0	1	12	12.0	12	0
12/08	vs. Oakland	18	76	4.2	15t	1	0	0	0.0	-	0
12/15	at Carolina	11	66	5.5	28	0	0	0	0.0	-	0
12/22	vs. Cleveland	20	109	5.5	28	0	0	0	0.0	-	0
12/29	at Miami	5	19	3.8	5	0	0	0	0.0	-	0
2013 totals:		182	833	4.6	69	3	2	10	5.0	12	0

2012 GAME-BY-GAME STATISTICS

DATE	GAME	RUSHING					RECEIVING				
		NO	YDS	AVG	LG	TD	NO	YDS	AVG	LG	TD
09/09	vs. Washington						ina				
09/16	at Carolina						ina				
09/23	vs. Kansas City						ina				
09/30	at Green Bay						ina				
10/07	vs. San Diego						DNP				
BYE WEEK											
10/21	at Tampa Bay						ina				
10/28	at Denver						DNP				
11/05	vs. Philadelphia	10	48	4.8	22t	1	1	2	2.0	2	0
11/11	vs. Atlanta	7	72	10.3	56t	1	1	13	13.0	13	0
11/18	at Oakland	8	37	4.6	25	0	0	0	0.0	-	0
11/25	vs. San Francisco	8	34	4.3	7	0	0	0	0.0	-	0
11/29	at Atlanta	3	4	1.3	6	0	0	0	0.0	-	0
12/09	at N.Y. Giants						ina				
12/16	vs. Tampa Bay						ina				
12/23	at Dallas						ina				
12/30	vs. Carolina	4	22	5.5	11	0	0	0	0.0	-	0
2012 totals:		40	217	5.4	56t	2	2	15	7.5	13	0

CHRIS IVORY



2011 GAME-BY-GAME STATISTICS

DATE	GAME	RUSHING					RECEIVING					
		NO	YDS	AVG	LG	TD	NO	YDS	AVG	LG	TD	
09/08	at G.B.											
09/18	vs. Chicago											
09/25	vs. Houston											
10/02	at Jacksonville											
10/09	at Carolina											
10/16	at Tampa Bay											
10/23	vs. Indianapolis											
10/30	at St. Louis	6	18	3.0	6	0	0	0	0.0	-	0	
11/06	vs. Tampa Bay	15	67	4.5	12	0	0	0	0.0	-	0	
11/13	at Atlanta											
	BYE WEEK											
11/28	vs. N.Y. Giants											
12/04	vs. Detroit											
12/11	vs. Tennessee	13	53	4.1	25	0	0	0	0.0	-	0	
12/18	vs. Minnesota	18	74	4.1	12	0	0	0	0.0	-	0	
12/26	vs. Atlanta	8	35	4.4	11	0	0	0	0.0	-	0	
01/01	vs. Carolina	19	127	6.7	35t	1	0	0	0.0	-	0	
2011 totals:		79	374	4.7	35t	1	0	0	0.0	-	0	
01/07	vs. Detroit	13	47	3.6	19	0	0	0	0.0	-	0	
01/14	at San Francisco	9	23	2.6	7	0	0	0	0.0	-	0	
Postseason totals:		22	70	3.2	19	0	0	0	0.0	-	0	



2010 GAME-BY-GAME STATISTICS

DATE	GAME	RUSHING					RECEIVING					
		NO	YDS	AVG	LG	TD	NO	YDS	AVG	LG	TD	
09/09	vs. Minnesota											
09/20	at San Francisco											
09/26	vs. Atlanta	7	13	1.9	9	0	0	0	0.0	-	0	
10/03	vs. Carolina	12	67	5.6	14	0	0	0	0.0	-	0	
10/10	at Arizona	10	39	3.9	14	0	0	0	0.0	-	0	
10/17	at Tampa Bay	15	158	10.5	33	0	1	17	17.0	17	0	
10/24	vs. Cleveland	15	48	3.2	8	0	0	0	0.0	-	0	
10/31	vs. Pittsburgh	7	7	1.0	6	0	0	0	0.0	-	0	
11/07	at Carolina	12	50	4.2	11	0	0	0	0.0	-	0	
	BYE WEEK											
11/21	vs. Seattle	23	99	4.3	24	1	0	0	0.0	-	0	
11/25	at Dallas	7	38	5.4	17	2	0	0	0.0	-	0	
12/05	at Cincinnati	15	117	7.8	55t	2	0	0	0.0	-	0	
12/12	vs. St. Louis	7	47	6.7	18	0	0	0	0.0	-	0	
12/19	at Baltimore											
12/27	at Atlanta											
01/02	vs. Tampa Bay	7	33	4.7	11	0	0	0	0.0	-	0	
2010 totals:		137	716	5.2	55t	5	1	17	17.0	17	0	

MYLES JACK

44

MYLES JACK

LINEBACKER

6-1 244 LBS

UCLA

BORN SEPTEMBER 3, 1995

SCOTTSDALE, ARIZONA

ACQ: 2ND ROUND OF 2016 DRAFT (36TH)

EXP: 2ND YEAR



TRANSACTIONS

Originally drafted by Jacksonville in the second round (36th overall) of the 2016 draft on choice obtained from Baltimore for Jaguars' second (38th overall)- and fifth (146th overall)-round choices

PRO (Games played/started - 26/20)

Made his NFL and Jaguars debut in the team's season opener in 2016

2017 (w/ JAX - 10/10)

- **9/10 at HOU:** Started at SLB and led the team with 14 tackles (eight solo) and also had one tackle for a loss
- **9/17 vs. TEN:** Tied for second on the team with six tackles (five solo) and also recorded one sack, one tackle for a loss and a quarterback hit
- **9/24 vs. BAL:** Started at SLB and recorded four solo tackles
- **10/1 at NYJ:** Second on the team with nine tackles (eight solo) and also recorded one tackle for a loss and one fumble recovery, which he returned 81 yards for his first career touchdown
- **10/8 at PIT:** Started at SLB and recorded nine tackles (five solo)
- **10/15 vs. LAR:** Started at SLB and recorded six tackles (five solo) and one tackle for a loss
- **10/22 at IND:** Finished second on the team with eight tackles (four solo) and also recorded one sack and one pass defended
- **11/5 vs. CIN:** Started at SLB and recorded one solo tackle
- **11/12 vs. LAC:** Tied for the team-lead in tackles with nine (eight solo) and recorded one tackle for a loss
- **11/19 at CLE:** Recorded two tackles (one solo) and one pass defended

2016 (w/ JAX - 16/10)

Played in all 16 games starting at OTTO in 10 his rookie ... Totaled 22 tackles (16 solo) to rank tied for 12th on the team in tackles

- **9/11 vs. G.B.:** Played in 12 snaps on special teams in NFL and team debut
- **9/18 at S.D.:** Saw action at LB, making two solo tackles, and on special teams
- **9/25 vs. BAL:** Saw action on special teams
- **10/2 vs. IND:** Earned his first career start at OTTO and made four tackles (three solo) and one pass defended
- **10/16 at CHI:** Started at OTTO and made one solo tackle
- **10/23 vs. OAK:** Started at OTTO and recorded one solo tackle and saw time on special teams
- **10/27 at TEN:** Started at OTTO and saw action on special teams
- **11/6 at K.C.:** Started at OTTO and made one solo tackle
- **11/13 vs. HOU:** Started at OTTO and made two solo tackles, including one special teams tackle
- **11/20 at DET:** Saw action at OTTO and posted three tackles (two solo), including one tackle for loss
- **11/27 at BUF:** Started at OTTO and made five tackles (two solo), including his first career half-sack
- **12/4 vs. DEN:** Started at OTTO and made one solo tackle
- **12/11 vs. MIN:** Saw action at OTTO and made one tackle
- **12/18 at HOU:** Saw action at OTTO and made one tackle
- **12/24 vs. TEN:** Saw action at OTTO
- **1/1 at IND:** Started at OTTO and recorded one pass defended

COLLEGE (at UCLA, 2013-15)

As a junior, started in all three games he played before injuring his knee in practice ... Registered 15 tackles ... Starter in all 13 games at LB and named second-team all-conference ... Finished second on the team with 88 tackles, 8.0 for loss, and seven passes defended ... As a freshman, saw action in all 13 games with 12 starts, 11 at LB and one at RB ... Finalist for the Paul Hornung Award as the nation's most versatile player ... Named first-team All-America by Athlon Sports as an all-purpose player and honorable mention All-America by SI.com ... First-team Freshman All-America selection by Sporting News ... Named both offensive and defensive freshman of the year in the Pac-12 by coaches ... Earned second-team All-Pac-12 honors ... His 75 tackles ranked fifth on the team and as the second-most ever by a true freshman ... Led team with 11 passes defended ... Scored seven rushing touchdowns on the season (second on the school's freshman list behind DeShaun Foster in 1998) ... Earned a spot on the Athletic Director's Academic Honor Roll in 2013 Fall and 2014 Winter quarters

PERSONAL

- A four-star recruit from Bellevue (Wash.) High School, according to both scout.com and rivals.com
- Ranked as the nation's No. 4 OLB and No. 1 in the west
- Also played running back in high school for an offense that averaged more than 46 points per game his senior season
- Selected to play in the U.S. Army All-American game, where he posted five tackles
- Earned letters in track (three) and basketball (one)
- Son of H. David Jack and La Sonjia (Fisher) Jack
- Has one brother, Jahlen
- Twitter handle is @MylesJack

REGULAR SEASON CAREER STATISTICS

YEAR	TEAM	GP/GS	TKL	SOLO	ASST	SACKS	FF	FR	PD	TFL
2016	JAX	16/10	22	16	6	0.5	0	0	2	1
2017	JAX	10/10	68	49	19	2.0	0	1	2	5
NFL totals: 2 yr.		26/20	90	65	25	2.5	0	1	4	6

CAREER HIGHS

	GAME	SEASON
Tackles:	14 (9/11/17 at HOU)	68 (2017)
Sacks:	1.0 (9/17/17 vs. TEN)	2.0 (2017)
Fumble recoveries:	1 (10/1/17 at NYJ)	1 (2017)
Passes defended:	1 (three times, last: 11/19/17 at CLE)	2 (2016 & 2017)

2017 GAME-BY-GAME STATISTICS

DATE	OPP	TKL	SOLO	ASST	ST	SACKS	FF	FR	PD	TFL
09/10	at Houston	14	8	6	0	0.0	0	0	0	1
09/17	vs. Tennessee	6	5	1	0	1.0	0	0	0	1
09/24	vs. Baltimore	4	4	0	0	0.0	0	0	0	0
10/01	at New York Jets	9	8	1	0	0.0	0	1	0	1
10/08	at Pittsburgh	9	5	4	0	0.0	0	0	0	0
10/15	vs. LA Rams	6	5	1	0	0.0	0	0	0	1
10/22	at Indianapolis	8	4	4	0	1.0	0	0	1	0
BYE WEEK										
11/05	vs. Cincinnati	1	1	0	0	0.0	0	0	0	0
11/12	vs. LA Chargers	9	8	1	0	0.0	0	0	0	1
11/19	at Cleveland	2	1	1	0	0.0	0	0	1	0
11/26	at Arizona									
12/03	vs. Indianapolis									
12/10	vs. Seattle									
12/17	vs. Houston									
12/24	at San Francisco									
12/31	at Tennessee									
2017 totals:		68	49	19	0	2.0	0	1	2	5

2016 GAME-BY-GAME STATISTICS


DATE	OPP	TKL	SOLO	ASST	ST	SACKS	FF	FR	PD	TFL
09/11	vs. Green Bay	0	0	0	0	0.0	0	0	0	0
09/18	at San Diego	2	2	0	0	0.0	0	0	0	0
09/25	vs. Baltimore	0	0	0	0	0.0	0	0	0	0
10/02	vs. Indianapolis	4	3	1	0	0.0	0	0	1	0
BYE WEEK										
10/16	at Chicago	1	1	0	0	0.0	0	0	0	0
10/23	vs. Oakland	1	1	0	0	0.0	0	0	0	0
10/27	at Tennessee	0	0	0	0	0.0	0	0	0	0
11/06	at Kansas City	1	1	0	0	0.0	0	0	0	0
11/13	vs. Houston	2	2	0	0	0.0	0	0	0	0
11/20	at Detroit	3	2	1	0	0.0	0	0	0	1
11/27	at Buffalo	5	2	3	0	0.5	0	0	0	0
12/04	vs. Denver	1	1	0	0	0.0	0	0	0	0
12/11	vs. Minnesota	1	0	1	0	0.0	0	0	0	0
12/18	at Houston	1	1	0	0	0.0	0	0	0	0
12/24	vs. Tennessee	0	0	0	0	0.0	0	0	0	0
01/01	at Indianapolis	0	0	0	0	0.0	0	0	1	0
2016 totals:		22	16	6	0	0.5	0	0	2	1

MALIK JACKSON

97

MALIK JACKSON

DEFENSIVE LINEMAN
6-5 290 LBS.
TENNESSEE
BORN JANUARY 11, 1990
VAN NUYS, CALIFORNIA
ACQ: UFA (DENVER) 2016
EXP: 6TH YEAR



TRANSACTIONS

Originally selected by Denver in the fifth round (137th overall) of the 2012 NFL Draft ... Signed by Jacksonville as an unrestricted free agent on 3/10/16

PRO (Games played/started - 88/50, 8/7)

• Sixth-year defensive lineman joined the Jaguars after spending four years in Denver
• Has recorded 21 tackles (16 solo), two passes defended, two forced fumbles, one sack and one fumble recovery in eight playoff games

2017 (w/ JAX - 10/10)

- **9/10 at HOU:** Started at DT and recorded three solo tackles, one sack, one tackle for a loss and one pass defended
- **9/17 vs. TEN:** Started at DT and recorded two solo tackles
- **9/24 vs. BAL:** Started at DT and recorded two tackles (one solo) and a half of a sack
- **10/1 at NYJ:** Started at DT and recorded one solo tackle and one tackle for a loss
- **10/8 at PIT:** Started at DT
- **10/15 vs. LAR:** Started at DT and recorded three solo tackles
- **10/22 at IND:** Started at DT and recorded three tackles (two solo), 1.5 sacks and one forced fumble
- **11/5 vs. CIN:** Started at DT and recorded two solo tackles, one sack and one tackle for a loss
- **11/12 vs. LAC:** Started at DT and recorded four tackles (three solo), one tackle for a loss and one forced fumble
- **11/19 at CLE:** Started at DT and recorded two solo tackles, one sack and two tackles for a loss

2016 (w/ JAX - 16/16)

Started all 16 games at DT ... Led the team in passes defended (19) and ranked the fifth-most in the NFL among defensive linemen ... Totaled the second-most tackles for loss (11) and sacks (6.5)

- **9/11 vs. G.B.:** Started at DT in his Jaguars debut
- **9/18 at S.D.:** Started at DT and made two tackles (one solo), including one tackle for loss
- **9/25 vs. BAL:** Registered his first sack of the season and first sack as a Jaguar
- **10/2 vs. IND:** Posted a season-high five solo tackles, including one tackle for loss, and one pass defended
- **10/16 at CHI:** Started at DT and made three tackles, including one tackle for loss
- **10/23 vs. OAK:** Started at DT and recorded one quarterback hit
- **10/27 at TEN:** Started at DT
- **11/6 at K.C.:** Started at DT, making one tackle and was credited with 0.5 sack
- **11/13 vs. HOU:** Started at DT and made four solo tackles
- **11/20 at DET:** Started at DT and tallied two tackles (one solo) and one sack
- **11/27 at BUF:** Started at DT and made five tackles (four solo), including 2.0 sacks
- **12/4 vs. DEN:** Started at DT and made two solo tackles
- **12/11 vs. MIN:** Started at DT and made one solo tackle and one fumble recovery
- **12/18 at HOU:** Started at DT and recorded three tackles (one solo), one tackle for a loss and one pass defended
- **12/24 vs. TEN:** Tallied one tackle for loss and one pass defended
- **1/1 at IND:** Started at DT and tallied two solo tackles, tied a career-high with 2.0 sacks and also registered two tackles for a loss

2015 (w/ DEN - 16/16, 3/3)

Started all 16 games for the first time in his career, finishing with a career-high 45 tackles (34 solo), 5.0 sacks and a career-best seven passes defended ... Started all three of Denver's postseason contests and tallied nine tackles (eight solo) and a fumble recovery for a TD in Super Bowl 50

- **9/17 vs. K.C.:** Finished with three tackles, one sack and one pass defended that led to CB Chris Harris Jr.'s interception at the Broncos' 10-yard line
- **9/27 at DET:** Posted three tackles, one fumble recovery and 0.5 sacks
- **10/11 at OAK:** Registered six tackles (five solo) and one sack
- **10/18 at CLE:** Posted four tackles (three solo), two tackles for loss and one sack
- **12/20 at PIT:** Tallied five tackles (four solo) and 1.5 sacks
- **2/7 vs. CAR (Super Bowl 50):** Recorded five tackles (five solo) and recovered a fumble in the end zone, marking the seventh fumble recovery for a touchdown in Super Bowl history

2014 (w/ DEN - 16/3, 1/1)

Played all 16 games for the second consecutive season and totaled 42 tackles (33 solo), four passes defended, three sacks and one forced fumble ... Was part of a rush-

ing defense that allowed just 79.8 rushing yards per game, the lowest single-season figure in team history and the NFL's second-best mark in 2014

- **9/7 vs. IND:** Posted two tackles (one solo) and 0.5 sacks in season opener
- **10/5 vs. ARI:** Had two tackles (one solo) and 0.5 sacks
- **12/7 vs. BUF:** Tallied a season-high six tackles (six solo) and one sack
- **1/11 vs. IND:** Posted four tackles (one solo) in AFC Divisional Playoff Game

2013 (w/ DEN - 16/5, 3/3)

Played all 16 regular season games (five starts) and led Denver's defensive line with 42 tackles ... Ranked second on the team with six sacks and led the team with 11 tackles for loss ... Added four passes defended and one forced fumble ... Started in all three postseason games for the Broncos and made eight tackles (seven solo), one sack and two passes defended

- **9/23 vs. OAK:** Recorded his first career sack, splitting it with LB Wesley Woodyard
- **10/13 vs. JAX:** Posted a season-high seven tackles (five solo), two sacks and one pass defended
- **12/1 at K.C.:** Made his first NFL start ... Forced his first career fumble while adding two solo tackles
- **1/12 vs. S.D.:** Made his first postseason start and registered three tackles and one sack in team's AFC Divisional Playoff Game

2012 (w/ DEN - 14/0, 1/0)

Played 14 games as a rookie and totaled five tackles (three solo)

COLLEGE (at Southern California, 2008-09; at Tennessee, 2010-11)

• Played 46 games (24 starts) at Southern California and Tennessee and made 136 tackles (67 solo), 13 sacks, four forced fumbles and one fumble recovery
• Earned first-team All-SEC as a senior and second-team all-conference as a junior
• As a senior, led the Volunteers in tackles for loss (11) and sacks (2.5)
• Saw action in 21 games as a reserve defensive lineman at USC and recorded 22 tackles (15 solo), 5.5 sacks and two forced fumbles

PERSONAL

- Made 103 tackles and 14.5 sacks at Birmingham High School in Van Nuys, Calif.
- Helped lead Birmingham to the 2006 Los Angeles City title with 10.5 sacks as a junior
- Twin brother, Marquis, was all-conference DE for Texas Southern University from 2010-11
- Twitter handle is @TheMalikJackson

REGULAR SEASON CAREER STATISTICS

YEAR	TEAM	GP/GS	TKL	SOLO	ASST	SACKS	FF	FR	PD
2012	DEN	14/0	5	3	2	0.0	0	0	0
2013	DEN	16/5	42	30	12	6.0	1	0	4
2014	DEN	16/3	42	33	9	3.0	1	0	4
2015	DEN	16/16	45	34	11	5.0	0	2	7
2016	JAX	16/16	33	28	5	6.5	0	1	3
2017	JAX	10/10	22	19	3	5.0	2	0	1
NFL totals: 6 yrs.		88/50	189	147	42	25.5	4	3	19

POSTSEASON CAREER STATISTICS

YEAR	TEAM	GP/GS	TKL	SOLO	ASST	SACKS	FF	FR	PD
2012	DEN	1/0	0	0	0	0.0	0	0	0
2013	DEN	3/3	8	7	1	1.0	0	0	2
2014	DEN	1/1	4	1	3	0.0	0	0	0
2015	DEN	3/3	9	8	1	0.0	0	1	0
NFL totals: 4 yrs.		8/7	21	16	5	1.0	0	1	2

CAREER HIGHS

	GAME	SEASON
Tackles:	7 (10/13/13 vs. Jacksonville)	45 (2015)
Sacks:	2.0 (three times, last: 1/1/17 at IND)	6.5 (2016)
Forced fumbles:	1 (four times, last: 11/12/17 vs. LAC)	2 (2017)
Fumble recoveries:	1 (three times last: 12/11/16 vs. MIN)	2 (2015)
Passes defended:	2 (six times, last: 12/13/15 vs. Oakland)	7 (2015)

MALIK JACKSON

2017 GAME-BY-GAME STATISTICS

DATE	OPP	TKL	SOLO	ASST	SACKS	FF	FR	PD	TFL
09/10	at Houston	3	3	0	1.0	0	0	1	1
09/17	vs. Tennessee	2	2	0	0.0	0	0	0	0
09/24	vs. Baltimore	2	1	1	0.5	0	0	0	0
10/01	at New York Jets	1	1	0	0.0	0	0	0	1
10/08	at Pittsburgh	0	0	0	0.0	0	0	0	0
10/15	vs. LA Rams	3	3	0	0.0	0	0	0	0
10/22	at Indianapolis	3	2	1	1.5	1	0	0	0
BYE WEEK									
11/05	vs. Cincinnati	2	2	0	1.0	0	0	0	1
11/12	vs. LA Chargers	4	3	1	0.0	1	0	0	0
11/19	at Cleveland	2	2	0	1.0	0	0	0	2
11/26	at Arizona								
12/03	vs. Indianapolis								
12/10	vs. Seattle								
12/17	vs. Houston								
12/24	at San Francisco								
12/31	at Tennessee								
2017 totals:		22	19	3	5.0	2	0	1	5

2016 GAME-BY-GAME STATISTICS

DATE	OPP	TKL	SOLO	ASST	SACKS	FF	FR	PD	TFL
09/11	vs. Green Bay	0	0	0	0.0	0	0	0	0
09/18	at San Diego	2	1	1	0.0	0	0	0	1
09/25	vs. Baltimore	2	2	0	1.0	0	0	0	1
10/02	vs. Indianapolis	5	5	0	0.0	0	0	1	1
BYE WEEK									
10/16	at Chicago	3	3	0	0.0	0	0	0	1
10/23	vs. Oakland	0	0	0	0.0	0	0	0	0
10/27	at Tennessee	0	0	0	0.0	0	0	0	0
11/06	at Kansas City	1	0	1	0.5	0	0	0	0
11/13	vs. Houston	4	4	0	0.0	0	0	0	0
11/20	at Detroit	2	1	1	1.0	0	0	0	1
11/27	at Buffalo	5	4	1	2.0	0	0	0	2
12/04	vs. Denver	2	2	0	0.0	0	0	0	0
12/11	vs. Minnesota	1	1	0	0.0	0	1	0	0
12/18	at Houston	3	2	1	0.0	0	0	1	1
12/24	vs. Tennessee	1	1	0	0.0	0	0	1	1
01/01	at Indianapolis	2	2	0	2.0	0	0	0	2
2016 totals:		33	28	5	6.5	0	1	3	11

2015 GAME-BY-GAME STATISTICS

DATE	OPP.	TKL	SOLO	ASST	SACKS	FF	FR	PD
09/13	vs. Baltimore	3	0	3	0.0	0	0	0
09/17	at Kansas City	3	0	3	1.0	0	0	0
09/27	at Detroit	2	1	1	0.5	0	1	0
10/04	vs. Minnesota	2	1	1	0.0	0	0	0
10/11	at Oakland	6	5	1	1.0	0	0	0
10/18	at Cleveland	4	3	1	1.0	0	0	0
11/01	vs. Green Bay	2	1	1	0.0	0	0	1
11/08	at Indianapolis	5	3	2	0.0	0	0	2
11/15	vs. Kansas City	3	3	0	0.0	0	0	0
11/22	at Chicago	0	0	0	0.0	0	1	0
11/29	vs. New England	1	0	1	0.0	0	0	0
12/06	at San Diego	2	2	0	0.0	0	0	2
12/13	vs. Oakland	2	2	0	0.0	0	0	2
12/20	at Pittsburgh	5	3	2	1.5	0	0	0
12/28	vs. Cincinnati	3	2	1	0.0	0	0	0
01/03	vs. San Diego	2	2	0	0.0	0	0	0
2015 totals:		45	34	11	5.0	0	2	7

01/17	vs. Pittsburgh	2	1	1	0.0	0	0	0
01/24	vs. New England	2	2	0	0.0	0	0	0
02/07	vs. Carolina	5	5	0	0.0	0	1	0
Postseason totals:		9	8	1	0.0	0	1	0

2014 GAME-BY-GAME STATISTICS

DATE	OPP.	TKL	SOLO	ASST	SACKS	FF	FR	PD
09/07	vs. Indianapolis	2	1	1	0.5	0	0	0
09/14	vs. Kansas City	1	1	0	0.0	0	0	0
09/21	at Seattle	5	0	5	0.0	0	0	0
BYE WEEK								
10/05	vs. Arizona	2	1	1	0.5	0	0	0
10/12	at N.Y. Jets	4	3	1	0.0	0	0	0
10/19	vs. San Francisco	1	1	0	1.0	0	0	0
10/23	vs. San Diego	1	1	0	1.0	0	0	0
11/02	at New England	2	1	1	0.0	0	0	0
11/09	at Oakland	1	1	0	0.0	1	0	0
11/16	at St. Louis	5	5	0	0.0	0	0	0
11/23	vs. Miami	3	3	0	0.0	0	0	0
11/30	at Kansas City	0	0	0	0.0	0	0	0
12/07	vs. Buffalo	6	6	0	1.0	0	0	0
12/14	at San Diego	2	2	0	0.0	0	0	2
12/22	at Cincinnati	5	5	0	0.0	0	0	0
12/28	vs. Oakland	2	2	0	0.0	0	0	2
2014 Totals:		42	33	9	3.0	1	0	4

01/11	vs. Indianapolis	4	1	3	0.0	0	0	0
Postseason totals:		4	1	3	0.0	0	0	0

MALIK JACKSON



2013 GAME-BY-GAME STATISTICS

DATE	OPP.	TKL	SOLO	ASST	SACKS	FF	FR	PD
09/05	vs. Baltimore	1	0	1	0.0	0	0	0
09/15	at N.Y. Giants	2	2	0	0.0	0	0	0
09/23	vs. Oakland	1	0	1	0.5	0	0	0
09/29	vs. Philadelphia	0	0	0	0.0	0	0	0
10/06	at Dallas	2	1	1	1.0	0	0	0
10/13	vs. Jacksonville	7	5	2	2.0	0	0	1
10/20	at Indianapolis	3	1	2	0.0	0	0	1
10/27	vs. Washington	1	1	0	0.0	0	0	0
11/10	at San Diego	3	1	2	0.5	0	0	2
11/17	vs. Kansas City	3	1	2	0.0	0	0	2
11/24	at New England	1	1	0	0.0	0	0	0
12/01	at Kansas City	2	2	0	0.0	1	0	0
12/08	vs. Tennessee	4	4	0	1.0	0	0	0
12/12	vs. San Diego	3	3	0	0.0	0	0	0
12/22	at Houston	5	4	1	0.0	0	0	0
12/29	at Oakland	4	4	0	1.0	0	0	0
2013 Totals:		42	30	12	6.0	1	0	4
01/12	vs. San Diego	3	3	0	1.0	0	0	0
01/19	vs. New England	0	0	0	0.0	0	0	1
02/02	vs. Seattle	5	4	1	0.0	0	0	1
Postseason totals:		8	7	1	1.0	0	0	2



2012 GAME-BY-GAME STATISTICS

DATE	OPP.	TKL	SOLO	ASST	SACKS	FF	FR	PD
09/09	vs. Pittsburgh				ina			
09/17	at Atlanta	0	0	0	0.0	0	0	0
09/23	vs. Houston	1	1	0	0.0	0	0	0
09/30	vs. Oakland	0	0	0	0.0	0	0	0
10/07	at New England	1	1	0	0.0	0	0	0
10/15	at San Diego				DNP			
	BYE WEEK							
10/28	vs. San Diego	0	0	0	0.0	0	0	0
11/04	at Cincinnati	0	0	0	0.0	0	0	0
11/11	at Carolina	1	1	0	0.0	0	0	0
11/18	vs. San Diego	0	0	0	0.0	0	0	0
11/25	at Kansas City	0	0	0	0.0	0	0	0
12/02	vs. Tampa Bay	0	0	0	0.0	0	0	0
12/06	at Oakland	0	0	0	0.0	0	0	0
12/16	at Baltimore	0	0	0	0.0	0	0	0
12/23	vs. Cleveland	1	0	1	0.0	0	0	0
12/30	vs. Kansas City	1	1	0	0.0	0	0	0
2012 Totals:		42	30	12	6.0	1	0	4
01/12	vs. Baltimore	1	0	1	0.0	0	0	0
Postseason totals:		1	0	1	0.0	0	0	0

ABRY JONES

95

ABRY JONES

DEFENSIVE TACKLE

6-4 318 LBS

GEORGIA

BORN SEPTEMBER 8, 1991

WARNER ROBINS, GEORGIA

ACQ: FREE AGENT 2013

EXP: 5TH YEAR



TRANSACTIONS

Originally signed by Jacksonville as an undrafted rookie on 4/27/13 ... Placed on injured reserve on 1/1/16

PRO (Games played/started - 64/21)

- Earned roster spot as an undrafted rookie in 2013
- Played in all 16 games in 2014

2017 (w/ JAX - 10/10)

- **9/10 at HOU:** Started at NT and assisted on two tackles and recorded a half sack, two quarterback hits and recovered one fumble
- **9/17 vs. TEN:** Started at NT
- **9/24 vs. BAL:** Started at NT and recorded two solo tackles
- **10/1 at NYJ:** Started at NT and recorded three tackles (two solo)
- **10/8 at PIT:** Started at NT and recorded five tackles (two solo), half of a sack and a career-high three passes defended ... Tipped the ball that was intercepted by LB **Telvin Smith** and returned for a TD
- **10/15 vs. LAR:** Started at NT and recorded three solo tackles
- **10/22 at IND:** Started at NT and recorded one solo tackle
- **11/5 vs. CIN:** Started at NT and recorded one solo tackle
- **11/12 vs. LAC:** Started at NT and recorded four tackles (three solo) and one pass defended
- **11/19 at CLE:** Started at NT and recorded one solo tackle

2016 (w/ JAX - 15/9)

Started nine of 15 games played ... Totaled 32 tackles (26 solo), including four for a loss, and one PD

- **9/11 vs. G.B.:** Played five snaps at DT and 17 on special teams
- **9/18 at S.D.:** Saw action at DT and made one tackle
- **9/25 vs. BAL:** Saw action at DT and on special teams
- **10/2 vs. IND:** Saw action at DT and made two tackles (one solo)
- **10/16 at CHI:** Saw action at DT, making two solo tackles, including one tackle for loss
- **10/23 vs. OAK:** Totaled three solo tackles, including one tackle for a loss
- **10/27 at TEN:** Started at DT and had three tackles (two solo)
- **11/6 at K.C.:** Started at DT and made two solo tackles
- **11/13 vs. HOU:** Started at DT and made two solo tackles
- **11/20 at DET:** Started at DT and made five tackles (four solo), including one tackle for loss and one pass defended
- **11/27 at BUF:** Inactive (ankle)
- **12/4 vs. DEN:** Started at DT and made two solo tackles
- **12/11 vs. MIN:** Started at DT and made one solo tackle
- **12/18 at HOU:** Started at DT and recorded three tackles (two solo) and had one tackle for a loss
- **12/24 vs. TEN:** Started at DT and made three tackles (two solo)
- **1/1 at IND:** Started at DT and made three solo tackles

2015 (w/ JAX - 15/0)

Played in 15 games before being placed on the team's injured reserve list for the final regular season game ... Totaled 16 tackles (seven solo), 2.0 sacks, one forced fumble and one fumble recovery

- **10/4 at IND:** Saw action at DT and special teams, and recorded his first career fumble recovery
- **10/11 at T.B.:** Made five tackles (three solo), including two tackles for loss and recorded one pass defended
- **10/25 vs. BUF:** Made one tackle (one solo), including one sack
- **11/15 at BAL:** Made four tackles (one solo), including a sack-fumble that was recovered by DT **Tyson Alualu**

2014 (w/ JAX - 16/2)

Played in all 16 games for the first time in his career and registered a career-best 39 tackles (23 solo), three sacks, four tackles for loss, three quarterback hits and one forced fumble

- **10/5 vs. PIT:** Registered a career-high two sacks including a sack/forced fumble of QB **Ben Roethlisberger** early in the fourth quarter ... Also sacked Roethlisberger in the second quarter ... Added one QB pressure and one tackle for loss
- **10/19 vs. CLE:** Made three solo tackles, one QB hit and one tackle for loss ...
- **12/7 vs. HOU:** Saw action at DT and matched his season-high with four tackles (three solo)
- **12/18 vs. TEN:** Made first career start and totaled a career-high five tackles (three

solo) along with one sack ... Sacked QB **Charlie Whitehurst** for a three-yard loss on the opening possession

- **12/28 at HOU:** Started for the second consecutive game and totaled three tackles (one solo)

2013 (w/ JAX - 8/0)

Played in eight games as a rookie after earning a roster spot as an undrafted free agent ... Totaled nine tackles, 0.5 sacks and one QB hit

- **10/6 at STL:** Made NFL debut on and saw action on defense
- **10/20 vs. SD:** Made first career tackle
- **12/22 vs. TEN:** Saw extensive action in DL rotation and posted a career-high four tackles (three solo), one QB hit and split a sack with LB **Paul Posluszny** in the first quarter
- **12/29 at IND:** Totaled two solo tackles in season-finale

COLLEGE (at Georgia, 2009-12)

- Three-year letterman and appeared in 46 games, making 26 starts at DE and DT
- Career totals include 107 tackles (52 solo), 35 QB pressures, 13.5 tackles for a loss, 5.0 sacks and two forced fumbles
- Received the David Jacobs Award as a player who, by example, portray courage, spirit, character and determination
- Majored in communication studies

PERSONAL

- Attended Northside (Ga.) High School
- USA Today All-USA second-team selection
- Twitter handle is @JUSTAB3



REGULAR SEASON CAREER STATISTICS

YEAR	TEAM	GP/GS	TKL	SOLO	ASST	SACKS	FF	FR	PD	TFL
2013	JAX	8/0	9	8	1	0.5	0	0	0	0
2014	JAX	16/2	39	23	16	3.0	1	0	1	3
2015	JAX	15/0	16	7	9	2.0	1	1	2	3
2016	JAX	15/9	32	26	6	0.0	0	0	1	4
2017	JAX	10/10	22	15	7	1.0	0	1	4	0
7NFL totals:		5 yrs. 64/21	118	79	39	6.5	2	2	8	10



CAREER HIGHS

	GAME	SEASON
Tackles:	5 (four times, last: 10/8/17 at PIT)	39 (2014)
Sacks:	2.0 (10/5/14 vs. PIT)	3.0 (2014)
Forced fumbles:	1 (twice, last: 11/15/15 at BAL)	1 (2014 & 2015)
Fumble recoveries:	1 (twice, last: 9/10/17 at HOU)	1 (2014)
Passes defended:	3 (10/8/17 at PIT)	3 (2017)



2017 GAME-BY-GAME STATISTICS

DATE	OPP	TKL	SOLO	ASST	ST	SACKS	FF	FR	PD	TFL
09/10	at Houston	2	0	2	0	0.5	0	1	0	0
09/17	vs. Tennessee	0	0	0	0	0.0	0	0	0	0
09/24	vs. Baltimore	2	2	0	0	0.0	0	0	0	0
10/01	at New York Jets	3	2	1	0	0.0	0	0	0	0
10/08	at Pittsburgh	5	2	3	0	0.5	0	0	3	0
10/15	vs. LA Rams	3	3	0	0	0.0	0	0	0	0
10/22	at Indianapolis	1	1	0	0	0.0	0	0	0	0
BYE WEEK										
11/05	vs. Cincinnati	1	1	0	0	0.0	0	0	0	0
11/12	vs. LA Chargers	4	3	1	0	0.0	0	0	1	0
11/19	at Cleveland	1	1	0	0	0.0	0	0	0	0
11/26	at Arizona									
12/03	vs. Indianapolis									
12/10	vs. Seattle									
12/17	vs. Houston									
12/24	at San Francisco									
12/31	at Tennessee									
2017 totals:		22	15	7	0	1.0	0	1	4	0

ABRY JONES

2016 GAME-BY-GAME STATISTICS

DATE	OPP	TKL	SOLO	ASST	ST	SACKS	FF	FR	PD	TFL
09/11	vs. Green Bay	0	0	0	0	0.0	0	0	0	0
09/18	at San Diego	1	0	1	0	0.0	0	0	0	0
09/25	vs. Baltimore	0	0	0	0	0.0	0	0	0	0
10/02	vs. Indianapolis	2	1	1	0	0.0	0	0	0	0
	BYE WEEK									
10/16	at Chicago	2	2	0	0	0.0	0	0	0	1
10/23	vs. Oakland	3	3	0	0	0.0	0	0	0	1
10/27	at Tennessee	3	2	1	0	0.0	0	0	0	0
11/06	at Kansas City	2	2	0	0	0.0	0	0	0	0
11/13	vs. Houston	2	2	0	0	0.0	0	0	0	0
11/20	at Detroit	5	4	1	0	0.0	0	0	1	1
11/27	at Buffalo					ina				
12/04	vs. Denver	2	2	0	0	0.0	0	0	0	0
12/11	vs. Minnesota	1	1	0	0	0.0	0	0	0	0
12/18	at Houston	3	2	1	0	0.0	0	0	0	1
12/24	vs. Tennessee	3	2	1	0	0.0	0	0	0	0
01/01	at Indianapolis	3	3	0	0	0.0	0	0	0	0
2016 totals:		32	26	6	0	0.0	0	0	1	4

2015 GAME-BY-GAME STATISTICS

DATE	GAME	TKL	SOLO	ASST	ST	SACKS	FF	FR	PD	TFL
09/13	vs. Carolina	0	0	0	0	0.0	0	0	0	0
09/20	vs. Miami	0	0	0	0	0.0	0	0	0	0
09/27	at New England	1	0	1	0	0.0	0	0	1	0
10/04	at Indianapolis	0	0	0	0	0.0	0	1	0	0
10/11	at Tampa Bay	5	3	2	0	0.0	0	0	1	2
10/18	vs. Houston	0	0	0	0	0.0	0	0	0	0
10/25	vs. Buffalo	1	1	0	0	1.0	0	0	0	1
11/1	BYE WEEK									
11/08	at N.Y. Jets	3	0	3	0	0.0	0	0	0	0
11/15	at Baltimore	4	1	3	0	1.0	1	0	0	0
11/19	vs. Tennessee	1	1	0	0	0.0	0	0	0	0
11/29	vs. San Diego	0	0	0	0	0.0	0	0	0	0
12/06	at Tennessee	0	0	0	0	0.0	0	0	0	0
12/13	vs. Indianapolis	0	0	0	0	0.0	0	0	0	0
12/20	vs. Atlanta	1	1	0	0	0.0	0	0	0	0
12/27	at New Orleans	0	0	0	0	0.0	0	0	0	0
01/03	at Houston					IR				
2015 totals:		16	7	9	0	2.0	1	1	2	3

2014 GAME-BY-GAME STATISTICS

DATE	GAME	TKL	SOLO	ASST	ST	SACKS	FF	FR	PD	TFL
09/07	at Philadelphia	0	0	0	0	0.0	0	0	0	0
09/14	at Washington	3	2	1	0	0.0	0	0	0	1
09/21	vs. Indianapolis	1	1	0	0	0.0	0	0	0	0
09/28	at San Diego	0	0	0	0	0.0	0	0	0	0
10/05	vs. Pittsburgh	4	4	0	0	2.0	1	0	0	0
10/12	at Tennessee	2	2	0	0	0.0	0	0	0	0
10/19	vs. Cleveland	3	3	0	0	0.0	0	0	0	1
10/26	vs. Miami	1	0	1	0	0.0	0	0	1	0
11/02	at Cincinnati	3	1	2	0	0.0	0	0	0	0
11/09	vs. Dallas	1	1	0	0	0.0	0	0	0	0
	BYE WEEK									
11/23	at Indianapolis	3	1	2	0	0.0	0	0	0	0
11/30	vs. N.Y. Giants	3	1	2	0	0.0	0	0	0	0
12/07	vs. Houston	4	3	1	0	0.0	0	0	0	0
12/14	at Baltimore	3	0	3	0	0.0	0	0	0	0
12/18	vs. Tennessee	5	3	2	0	1.0	0	0	0	1
12/28	at Houston	3	1	2	0	0.0	0	0	0	0
2014 totals:		39	23	16	0	3.0	1	0	1	3

2013 GAME-BY-GAME STATISTICS

DATE	GAME	TKL	SOLO	ASST	ST	SACKS	FF	FR	PD	TFL
09/08	vs. Kansas City					ina				
09/15	at Oakland					ina				
09/22	at Seattle					ina				
09/29	vs. Indianapolis					ina				
10/06	at St. Louis	0	0	0	0	0.0	0	0	0	0
10/13	at Denver	0	0	0	0	0.0	0	0	0	0
10/20	vs. San Diego	1	1	0	0	0.0	0	0	0	0
10/27	vs. San Francisco					ina				
	BYE WEEK									
11/10	at Tennessee					ina				
11/17	vs. Arizona					ina				
11/24	at Houston					ina				
12/01	at Cleveland	0	0	0	0	0.0	0	0	0	0
12/05	vs. Houston	1	1	0	0	0.0	0	0	0	0
12/15	vs. Buffalo	1	1	0	0	0.0	0	0	0	0
12/22	vs. Tennessee	4	3	1	0	0.5	0	0	0	0
12/29	at Indianapolis	2	2	0	0	0.0	0	0	0	0
2013 totals:		9	8	1	0	0.5	0	0	0	0

BEN KOYACK

83

BEN KOYACK



TIGHT END
6-5 258 LBS
NOTRE DAME
BORN APRIL 9, 1993
OIL CITY, PENNSYLVANIA
ACQ: 7TH ROUND OF 2015 DRAFT (229TH)
EXP: 2ND YEAR

TRANSACTIONS

Originally drafted by Jacksonville in the seventh round (229th overall) of the 2015 draft ... Signed by Jacksonville to the practices squad on 9/6/15

PRO (Games played/started - 24/10)

Spent his rookie season in 2015 on the practice squad before starting the 2016 season on the active roster

2017 (w/ JAX - 10/3)

- 9/10 at HOU: Saw action at TE
- 9/17 vs. TEN: Saw action at TE
- 9/24 vs. BAL: Saw action at TE
- 10/1 at NYJ: Saw action at TE and on special teams
- 10/8 at PIT: Saw action at TE and on special teams
- 10/15 vs. LAR: Recorded one reception for 21 yards, which is a career long reception
- 10/22 at IND: Recorded one reception for seven yards
- 11/5 vs. CIN: Started at TE
- 11/12 vs. LAC: Started at TE
- 11/19 at CLE: Started at TE

2016 (w/ JAX - 14/7)

- 9/11 vs. G.B.: Played eight snaps on special teams and lined up at TE six times
- 9/18 at S.D.: Saw action at TE and on special teams, and made one special teams tackle
- 9/25 vs. BAL: Inactive (knee)
- 10/2 vs. IND: Inactive (knee)
- 10/16 at CHI: Saw action on special teams and one snap at TE
- 10/23 vs. OAK: Saw action at TE and special teams ... Provided key block to spring Chris Ivory's 42-yard run
- 10/27 at TEN: Posted his first career receptions (five) for 41 yards (8.2 rec. avg.)
- 11/6 at K.C.: Saw action at TE and on special teams
- 11/13 vs. HOU: Earned his first career start at TE and caught three passes for 35 yards (11.7 rec. avg.)
- 11/20 at DET: Started at TE and made one fumble recovery on special teams
- 11/27 at BUF: Started at TE and had two catches for 23 yards
- 12/4 vs. DEN: Started at TE and made one reception for four yards
- 12/11 vs. MIN: Posted two receptions for 19 yards
- 12/18 at HOU: Started at TE and caught one pass for two yards
- 12/24 vs. TEN: Started at TE and had two catches for 12 yards
- 1/1 at IND: Started at TE and had three catches for 25 yards, including his first career touchdown reception, a 14-yard pass from QB Blake Bortles

COLLEGE (at Notre Dame, 2011-14)

- Participated in the 2015 Senior Bowl
- Named to the Mackey Award Watch List, given annually to the most outstanding Tight End in FBS college football
- As a senior, started at tight end in all 13 games and totaled 30 receptions for 317 yards and two TDs

PERSONAL

- Played for coach Matt LaVerde at Oil City (Pa.) High School
- Received first-team Pennsylvania all-state honors from Pennsylvania Sportswriters and Associated Press in 2010
- Rated best tight end in country and 25th-best prospect overall by Scout.com
- Recorded 62 receptions for 1,031 yards and 11 TDs as a senior ... Averaged 16.6 yards per catch
- Besides tight end, played quarterback, wide receiver, defensive end and linebacker
- Hails from family of musicians and is proficient playing trombone, piano and euphonium
- Son of David and Karen
- Twitter handle is @koymonster

REGULAR SEASON CAREER STATISTICS

YEAR	TEAM	GP/GS	NO	YDS	AVG	LG	TD
2015	JAX				ps		
2016	JAX	14/7	19	161	8.5	17	1
2017	JAX	10/3	2	28	14.0	21	0
NFL totals: 2 yr.		24/10	21	189	9.0	21	1

2017 GAME-BY-GAME STATISTICS

DATE	OPP	RECS	YDS	AVG.	LG	TD
09/10	at Houston	0	0	0.0	-	0
09/17	vs. Tennessee	0	0	0.0	-	0
09/24	vs. Baltimore	0	0	0.0	-	0
10/01	at New York Jets	0	0	0.0	-	0
10/08	at Pittsburgh	0	0	0.0	-	0
10/15	vs. LA Rams	1	21	21.0	21	0
10/22	at Indianapolis	1	7	7.0	7	0
BYE WEEK						
11/05	vs. Cincinnati	0	0	0.0	-	0
11/12	vs. LA Chargers	0	0	0.0	-	0
11/19	at Cleveland	0	0	0.0	-	0
11/26	at Arizona					
12/03	vs. Indianapolis					
12/10	vs. Seattle					
12/17	vs. Houston					
12/24	at San Francisco					
12/31	at Tennessee					
2017 totals:		2	28	14.0	21	0

2016 GAME-BY-GAME STATISTICS

DATE	OPP	RECS	YDS	AVG.	LG	TD
09/11	vs. Green Bay	0	0	0.0	-	0
09/18	at San Diego	0	0	0.0	-	0
09/25	vs. Baltimore			ina		
10/02	vs. Indianapolis			ina		
BYE WEEK						
10/16	at Chicago	0	0	0.0	-	0
10/23	vs. Oakland	0	0	0.0	-	0
10/27	at Tennessee	5	41	8.2	14	0
11/06	at Kansas City	0	0	0.0	-	0
11/13	vs. Houston	3	35	11.7	15	0
11/20	at Detroit	0	0	0.0	-	0
11/27	at Buffalo	2	23	11.5	17	0
12/04	vs. Denver	1	4	4.0	4	0
12/11	vs. Minnesota	2	19	9.5	15	0
12/18	at Houston	1	2	2.0	2	0
12/24	vs. Tennessee	2	12	6.0	6	0
01/01	at Indianapolis	3	25	8.3	14t	1
2016 totals:		19	161	8.5	17	1

Additional statistics: one special teams tackle; one fumble recovery on special teams on 11/20 at DET

JOSH LAMBO

4

JOSH LAMBO

KICKER

6-0 215 LBS


TEXAS A&M

BORN NOVEMBER 19, 1990

LANSGING, MICHIGAN

ACQ: FREE AGENT 2017

EXP: 3RD YEAR



TRANSACTIONS

Originally signed by San Diego as an undrafted free agent on 5/12/15 ... Waived by San Diego on 9/2/17 ... Signed with Jacksonville on 10/17/17

PRO (Games played/started - 36/0)

- All-Rookie selection in 2016
- Led all rookie kickers with 106 points, second-most in team history

2017 (w/ JAX - 4/0)

Signed with the team prior to its Week 6 game at IND

- **10/22 at IND:** Converted on FGs of 33 and 42 yards and made all three of his PATs ... His nine points were the most points by a kicker in their Jaguars debut
- **11/5 vs. CIN:** Converted on FGs of 25, 36 and a career-long 56 yards, which was the third longest in franchise history and made both his PATs
- **11/12 vs. LAC:** Converted a 34-yard FG with three seconds remaining in the fourth quarter to send the game to OT and then converted a game-winning 30-yard FG in OT
- **11/19 at CLE:** Converted on FGs of 38 and 39 yards, while missing one from 41 yards and made his lone PAT attempt

2016 (w/ SD - 16/0)

Led the NFL with 67 touchbacks on kickoffs, and made 26 of his 32 field goal attempts ... After two seasons with the team, ranked sixth in franchise annals with 52 career made field goals

2015 (w/ SD - 16/0)

Scored a rookie-leading 106 points, making 26 of 32 field goals (81.3 pct.) and 28 of 32 PATs (87.5 pct.) ... 106 points are tied for second in franchise history by a rookie ... He recorded a team-record 41 touchbacks on 73 kickoffs, second in the NFL, among rookies

COLLEGE (at Texas A&M, 2012-14)

- Converted 84.0 percent of field goal tries (21 of 25) to become most accurate kicker in school history
- Second-team All-SEC placekicker by the AP in 2014
- As a senior, connected on 97 percent of all his placekicks, going 12-of-14 and 53-of-53 on PATs
- Matched the school record of 10 PATs made in a single game by hitting 10-of-10 vs. Lamar in 2014

PERSONAL

- Born in Lansing, Mich.
- Originally attended Middleton (Wis.) High before attending Edison Academic Center (Brandenton, Fla.) to focus on soccer
- At the age of 14, Lambo was one of the United States' top young goalkeeping prospects and was invited to train with the U.S. National Team
- At 15, joined Everton FC of European soccer's Premier League as a trialist where he trained alongside long-time U.S. Soccer star Tim Howard
- In 2008, he was the No. 8 overall pick in Major League Soccer's (MLS) draft by FC Dallas
- Twitter handle is @JoshuaLambo2

REGULAR SEASON CAREER STATISTICS

YEAR	TEAM	GP	PAT	ATT	FG	FGA	PCT	LG	PTS
2015	SD	16	28	32	26	32	81.3	54	106
2016	SD	16	42	46	26	32	81.3	47	120
2017	JAX	4	6	7	9	10	90.0	56	33
NFL totals: 2 yrs.		36	76	85	61	74	82.4	56	259

CAREER HIGHS

GAME	SEASON
PATs made: 5 (9/18/16 vs. JAX)	42 (2016)
PAT attempts: 5 (twice, last: 11/6/16 vs. TEN)	46 (2016)
Field goals made: 4 (twice, last: 10/23/16 at ATL)	26 (2015 & 2016)
Field goal attempts: 4 (twice, last: 10/23/16 at ATL)	32 (2015 & 2016)
Longest field goal: 56 (11/5/17 vs. CIN)	56 (2017)
Points: 15 (10/23/16 at ATL)	120 (2016)

2017 GAME-BY-GAME STATISTICS

DATE	OPP	GP	PAT	ATT	FG	FGA	PCT	LG	PTS
09/10	at Houston				---				
09/17	vs. Tennessee				---				
09/24	vs. Baltimore				---				
10/01	at New York Jets				---				
10/08	at Pittsburgh				---				
10/15	vs. LA Rams				---				
10/22	at Indianapolis	1	3	3	2	2	100.0	42	9
BYE WEEK									
11/05	vs. Cincinnati	1	2	2	3	3	100.0	56	11
11/12	vs. LA Chargers	1	0	1	2	2	100.0	34	6
11/19	at Cleveland	1	1	1	2	3	66.7	39	7
11/26	at Arizona								
12/03	vs. Indianapolis								
12/10	vs. Seattle								
12/17	vs. Houston								
12/24	at San Francisco								
12/31	at Tennessee								
2017 totals:		4	6	7	9	10	90.0	56	33

2016 GAME-BY-GAME STATISTICS

DATE	OPP	GP	PAT	ATT	FG	FGA	PCT	LG	PTS
09/11	at Kansas City	1	3	3	2	3	66.7	29	9
09/18	vs. Jacksonville	1	5	5	1	1	100.0	25	8
09/25	at Indianapolis	1	1	2	3	3	100.0	42	10
10/02	vs. New Orleans	1	4	4	2	2	100.0	47	10
10/09	at Oakland	1	4	4	1	1	100.0	36	7
10/13	vs. Denver	1	1	1	4	4	100.0	37	13
10/23	at Atlanta	1	3	3	4	4	100.0	42	15
10/30	at Denver	1	1	2	0	1	0.0	--	1
11/06	vs. Tennessee	1	4	5	3	3	100.0	36	13
11/13	vs. Miami	1	3	3	1	1	100.0	45	6
BYE WEEK									
11/27	at Houston	1	3	3	0	1	0.0	--	3
12/04	vs. Tampa Bay	1	3	3	0	1	0.0	--	3
12/11	at Carolina	1	1	1	1	1	100.0	32	4
12/18	vs. Oakland	1	1	2	1	1	100.0	35	4
12/24	at Cleveland	1	2	2	1	3	33.3	43	5
01/01	vs. Kansas City	1	3	3	2	2	100.0	35	9
2016 totals:		16	42	46	26	32	81.3	45	120

2015 GAME-BY-GAME STATISTICS

DATE	OPP	GP	PAT	ATT	FG	FGA	PCT	LG	PTS
09/13	vs. Detroit	1	3	4	2	2	100.0	32	9
09/20	at Cincinnati	1	1	1	2	3	66.7	40	7
09/27	at Minnesota	1	2	2	0	0	--	--	2
10/04	vs. Cleveland	1	3	3	3	3	100.0	46	12
10/12	vs. Pittsburgh	1	2	2	2	3	66.7	54	8
10/18	at Green Bay	1	2	2	2	2	100.0	36	8
10/25	vs. Oakland	1	1	1	2	2	100.0	44	7
11/01	at Baltimore	1	2	3	2	2	100.0	49	8
11/09	vs. Chicago	1	1	2	2	2	100.0	31	7
BYE WEEK									
11/22	vs. Kansas City	1	0	0	1	1	100.0	52	3
11/29	at Jacksonville	1	7	7	1	1	100.0	28	10
12/06	vs. Denver	1	0	0	1	2	50.0	51	3
12/13	at Kansas City	1	0	0	1	2	50.0	30	3
12/20	vs. Miami	1	3	4	1	2	50.0	28	6
12/24	at Oakland	1	2	2	2	3	66.7	47	8
01/03	at Denver	1	2	2	2	2	100.0	50	8
2015 totals:		16	28	32	26	32	81.3	54	106

MARQISE LEE

11

MARQISE LEE

WIDE RECEIVER
6-0 196 LBS.

SOUTHERN CALIFORNIA
BORN NOVEMBER 25, 1991
INGLEWOOD, CALIFORNIA

ACQ: 2ND ROUND OF 2014 DRAFT (39TH)
EXP: 4TH YEAR



TRANSACTIONS

Originally drafted by Jacksonville in the second round (39th overall) of the 2014 draft

PRO (Games played/started - 49/25)

- Was first of two receivers selected by the Jaguars in the second round of 2014 draft
- Became 24th WR selected by the Jaguars in franchise history, the fifth-highest in team history
- Marked the seventh USC player drafted by the Jaguars in team history, the second-most among any colleges (Florida, 9)
- Became the seventh player in Jaguars history to return a kickoff for a TD and tied former RB **Maurice Jones-Drew** for longest kickoff return in team history

2017 (w/ JAX - 10/10)

- **9/10 at HOU:** Started at WR and returned one punt for seven yards
- **9/17 vs. TEN:** Started at WR and led the team with seven receptions for 76 yards (10.9 avg.) and also returned one punt for four yards
- **9/24 vs. BAL:** Started at WR and recorded four receptions for a team-high 65 yards (16.3 avg.) and returned two punts for two yards
- **10/1 at NYJ:** Started at WR and recorded two receptions for 18 yards
- **10/8 at PIT:** Recorded two receptions for a team-high 49 yards, including a long reception of 31 yards
- **10/15 vs. LAR:** Led the team with 83 receiving yards on five receptions and also recorded one rush for 17 yards
- **10/22 at IND:** Started at WR and recorded four receptions for 72 yards (18.0 avg.), including a long reception of 45 yards
- **11/5 vs. CIN:** Started at WR and led the team with eight receptions for 75 yards and one TD
- **11/12 vs. LAC:** Started at WR and recorded six receptions for 55 yards and one TD and also converted a two-point conversion
- **11/19 at CLE:** Led the team with five receptions for 45 yards, including a long reception of 16 yards

2016 (w/ JAX - 16/6)

Set career highs with 63 receptions for 851 yards and three TDs ... The first player to record at least one passing TD, one receiving TD and one kickoff return for a TD in a single season since 1978 (BAL's **Joe Washington**)

- **9/11 vs. G.B.:** Made two catches for 22 yards
- **9/18 at S.D.:** Had five receptions for a career-high-tying 75 yards (15.0 rec. avg.)
- **9/25 vs. BAL:** Recorded five receptions for 44 yards (8.8 rec. avg.)
- **10/2 vs. IND:** Had four catches for 28 yards (7.0 rec. avg.)
- **10/16 at CHI:** Posted a team-high six receptions for 61 yards (10.2 rec. avg.) ... Returned one kickoff for 26 yards
- **10/23 vs. OAK:** Posted a team-high seven receptions for 107 yards with a long reception of 38 yards, all of which were career highs and the first game with 100+ yards ... Returned 4 kickoffs for 93 yards with a long return of 34 yards
- **10/27 at TEN:** Had one reception for 21 yards ... Returned two kickoffs for 45 yards
- **11/6 at K.C.:** Posted four receptions for a team-high 84 yards (21.0 rec. avg.) ... Returned three kickoffs for 87 yards (29.0 avg.), including a long of 45
- **11/13 vs. HOU:** Posted four receptions for 50 yards (12.5 rec. avg.)
- **11/20 at DET:** Had four catches for 52 yards (13.0 rec. avg.) and his first TD reception of the season ... Rushed once for six yards and posted a 42-yard kickoff return
- **11/27 at BUF:** Led the team with four receptions for 37 yards and a 20-yard TD reception ... Returned one kick for 36 yards
- **12/4 vs. DEN:** Started at WR and made three catches for 34 yards ... Rushed two times for 10 yards
- **12/11 vs. MIN:** Started at WR and posted five receptions for a career-high 113 yards (22.6 avg.) ... Returned three kicks for 66 yards (22.0 avg.)
- **12/18 at HOU:** Started at WR and returned two kickoffs for 133 yards, including a franchise-tying longest kickoff return with a 100-yard kickoff return TD ...
- **12/24 vs. TEN:** Started at WR and recorded three receptions for 37 yards and one touchdown ... Threw first career pass in the NFL, a 20-yard touchdown to QB **Blake Bortles** in the fourth quarter
- **1/1 at IND:** Started at WR and recorded six receptions for 86 yards (14.3 avg.)

2015 (w/ JAX - 10/1)

Played in 10 games during his second season with one start, totaling 15 receptions for

191 yards (12.7 rec. avg.) for one TD ... Added five rushes for 38 yards (7.6 rush avg.)

- **9/20 vs. MIA:** Had two receptions for 27 yards (13.5 avg.) in season debut ... Also rushed once for 12 yards
- **12/6 at TEN:** Had one reception for 17 yards in his first start of the season at WR ... Also recorded one rush for four yards
- **12/20 vs. ATL:** Had two receptions for 46 yards (23.0 avg.), including a season-long 30-yard reception in the fourth quarter
- **12/27 at N.O.:** Recorded three receptions for 26 yards (8.7 rec. avg.) and one TD ... Rushed once for nine yards (9.0 rush avg.)

2014 (w/ JAX - 13/8)

Appeared in 13 games as a rookie with eight starts and registered 37 receptions for 422 yards and one TD ... Missed three consecutive games with a hamstring injury

- **9/7 at PHI:** Started at WR in NFL debut and tied for the team lead with six catches for 62 yards with a long of 18 ... Joined WR **Allen Hurns** as first two rookie WRs to start in season-opener in franchise history
- **9/14 at WAS:** Started at WR and had two receptions for 11 yards ... Missed next three games with a hamstring injury
- **10/12 at TEN:** Returned to action after missing three games and finished with two receptions for 26 yards with a long of 16 yards
- **11/23 at IND:** Led the team with 52 yards on three receptions (17.3 avg.) with a career-long 37-yard catch in the fourth quarter
- **11/30 vs. NYG:** Started at WR and led team with six catches for 75 yards ... Scored on a 30-yard TD pass from QB **Blake Bortles** in the third quarter, his first career score
- **12/7 vs. HOU:** Started at WR and posted five receptions for 67 yards with a long of 31 yards, his third straight game with a 30-plus yard reception
- **12/18 vs. TEN:** Started at WR and led team with four catches for 65 yards including a 34-yard grab in the third quarter ... Marked fourth straight game with four or more receptions

COLLEGE (at Southern California, 2011-13)

- Three-year starter who declared for the NFL Draft following his junior season
- Career totals included 248 receptions for 3,655 yards (14.7 avg.) with 29 TDs
- Owns 24 school records and set five Pac-12 Conference marks
- Won the Biletnikoff Award as a sophomore as the nation's top receiver
- Ranked first in school history in receiving yards, second in receptions and fourth in receiving TDs
- Was a long jumper and sprinter on USC's track team
- Became the school's first Biletnikoff Award winner as a sophomore as well as unanimous All-American and All-Pac 12 Conference first-team choice
- Majored in sociology

PERSONAL

- Attended Serra High School in Gardena, Calif.
- Lettered in football, basketball and track
- Earned Parade All-American as a senior as well as Super Prep All-American, Under Armour All-American, ESPNU 150, Rivals 100 and Prep Star Dream Team
- Finished with 57 receptions for 1,409 yards (24.7 avg.) with 24 TDs in final season along with 45 tackles and three INTs
- Was a sprinter and jumper on the track team, boasting a national prep No. 3 best 24-8 long jump, plus career bests of 44-7 in the triple jump, 6-4 in the high jump, 10.74 in the 100 meters and 22.11 in the 200 meters
- Twitter handle is @TeamLee1

REGULAR SEASON CAREER STATISTICS							
YEAR	TEAM	GP/GS	NO	YDS	AVG	LG	TD
2014	JAX	13/8	37	422	11.4	37	1
2015	JAX	10/1	15	191	12.7	30	1
2016	JAX	16/6	63	851	13.5	51	3
2017	JAX	10/10	43	538	12.5	45	2
NFL totals: 3 yrs.		49/25	158	2,002	12.7	51	7

Additional statistics: 15 rushes for 99 yards (6.6 rush avg.); 1-for-2 passing for 20 yards and one TD; 18 kickoff returns for 350 yards and one TD

CAREER HIGHS		
	GAME	SEASON
Receptions:	8 (11/5/17 vs. CIN)	63 (2016)
Receiving yards:	113 (12/11/16 vs. BUF)	851 (2016)
Longest reception:	51 (11/6/16 at K.C.)	51 (2016)
Receiving touchdowns:	1 (seven times, last: 11/12/17 vs. LAC)	3 (2016)

MARQISE LEE



2017 GAME-BY-GAME STATISTICS

DATE	OPP	RECEIVING				
		RECS	YDS	AVG.	LG	TD
09/10	at Houston	0	0	0.0	-	0
09/17	vs. Tennessee	7	76	10.9	19	0
09/24	vs. Baltimore	4	65	16.3	35	0
10/01	at New York Jets	2	18	9.0	10	0
10/08	at Pittsburgh	2	49	24.5	31	0
10/15	vs. LA Rams	5	83	16.6	21	0
10/22	at Indianapolis	4	72	18.0	45	0
	BYE WEEK					
11/05	vs. Cincinnati	8	75	9.4	19	1
11/12	vs. LA Chargers	6	55	9.2	19	1
11/19	at Cleveland	5	45	9.0	16	0
11/26	at Arizona					
12/03	vs. Indianapolis					
12/10	vs. Seattle					
12/17	vs. Houston					
12/24	at San Francisco					
12/31	at Tennessee					
2017 totals:		43	538	12.5	45	2

Additional Statistics: One rush for 17 yards, 0-for-1 passing

DATE	GAME	PUNT RETURNS				
		NO.	YDS	AVG.	LG	TD
09/10	at Houston	1	7	7.0	7	0
09/17	vs. Tennessee	1	4	4.0	4	0
09/24	vs. Baltimore	2	2	1.0	1	0
10/01	at New York Jets	1	0	0.0	-	0
10/08	at Pittsburgh	0	0	0.0	-	0
10/15	vs. LA Rams	0	0	0.0	-	0
10/22	at Indianapolis	0	0	0.0	-	0
	BYE WEEK					
11/05	vs. Cincinnati	0	0	0.0	-	0
11/12	vs. LA Chargers	0	0	0.0	-	0
11/19	at Cleveland	0	0	0.0	-	0
11/26	at Arizona					
12/03	vs. Indianapolis					
12/10	vs. Seattle					
12/17	vs. Houston					
12/24	at San Francisco					
12/31	at Tennessee					
2017 totals:		5	13	2.6	7	0



2016 GAME-BY-GAME STATISTICS

DATE	OPP	RECEIVING				
		RECS	YDS	AVG.	LG	TD
09/11	vs. Green Bay	2	22	11.0	12	0
09/18	at San Diego	5	75	15.0	22	0
09/25	vs. Baltimore	5	44	8.8	20	0
10/02	vs. Indianapolis	4	28	7.0	13	0
	BYE WEEK					
10/16	at Chicago	6	61	10.2	14	0
10/23	vs. Oakland	7	107	15.3	38	0
10/27	at Tennessee	1	21	21.0	21	0
11/06	at Kansas City	4	84	21.0	51	0
11/13	vs. Houston	4	50	12.5	18	0
11/20	at Detroit	4	52	13.0	29	1
11/27	at Buffalo	4	37	9.3	20t	1
12/04	vs. Denver	3	34	11.3	17	0
12/11	vs. Minnesota	5	113	22.6	39	0
12/18	at Houston	0	0	0.0	-	0
12/24	vs. Tennessee	3	37	12.3	21t	1
01/01	at Indianapolis	6	86	14.3	22	0
2016 totals:		63	851	13.5	51	3

DATE	GAME	KICK RETURNS				
		NO.	YDS	AVG.	LG	TD
09/11	vs. Green Bay	0	0	0.0	-	0
09/18	at San Diego	0	0	0.0	-	0
09/25	vs. Baltimore	0	0	0.0	-	0
10/02	vs. Indianapolis	0	0	0.0	-	0
	BYE WEEK					
10/16	at Chicago	1	26	26.0	26	0
10/23	vs. Oakland	4	93	23.3	34	0
10/27	at Tennessee	2	45	22.5	25	0
11/06	at Kansas City	3	87	29.0	45	0
11/13	vs. Houston	1	17	17.0	17	0
11/20	at Detroit	1	42	42.0	42	0
11/27	at Buffalo	1	36	36.0	36	0
12/04	vs. Denver	0	0	0.0	-	0
12/11	vs. Minnesota	3	66	22.0	25	0
12/18	at Houston	2	133	66.5	100t	1
12/24	vs. Tennessee	0	0	0.0	-	0
01/01	at Indianapolis	0	0	0.0	-	0
2016 totals:		18	545	30.3	100t	1

Additional statistics: three rushes for 23 yards (7.7 rush avg.); and one completion for 20 yards and one TD (on 12/24 vs. TEN)



2015 GAME-BY-GAME STATISTICS

DATE	GAME	RECS	YDS	AVG.	LG	TD
09/13	vs. Carolina			ina		
09/20	vs. Miami	2	27	13.5	18	0
09/27	at New England	1	13	13.0	13	0
10/04	at Indianapolis			ina		
10/11	at Tampa Bay			ina		
10/18	vs. Houston			ina		
10/25	vs. Buffalo			ina		
11/01	BYE WEEK					
11/08	at N.Y. Jets			ina		
11/15	at Baltimore	1	8	8.0	8	0
11/19	vs. Tennessee	0	0	0.0	-	0
11/29	vs. San Diego	1	3	3.0	3	0
12/06	at Tennessee	1	17	17.0	17	0
12/13	vs. Indianapolis	1	21	21.0	21	0
12/20	vs. Atlanta	2	46	23.0	30	0
12/27	at New Orleans	3	26	8.7	18	1
01/03	at Houston	3	30	10.0	14	0
2015 totals:		15	191	12.7	30	1

Additional statistics: Five rushes for 38 yards (7.6 avg.)

MARQISE LEE



2014 GAME-BY-GAME STATISTICS

DATE	GAME	RECS	YDS	AVG.	LG	TD
09/07	at Philadelphia	6	62	10.3	18	0
09/14	at Washington	2	11	5.5	8	0
09/21	vs. Indianapolis			ina		
09/28	at San Diego			ina		
10/05	vs. Pittsburgh			ina		
10/12	at Tennessee	2	26	13.0	16	0
10/19	vs. Cleveland	1	20	20.0	20	0
10/26	vs. Miami	1	9	9.0	9	0
11/02	at Cincinnati	0	0	0.0	-	0
11/09	vs. Dallas	1	13	13.0	13	0
	BYE WEEK					
11/23	at Indianapolis	3	52	17.3	37	0
11/30	vs. N.Y. Giants	6	75	12.5	30	1
12/07	vs. Houston	5	67	13.4	31	0
12/14	at Baltimore	4	14	3.5	13	0
12/18	vs. Tennessee	4	65	16.3	34	0
12/28	at Houston	2	8	4.0	4	0
2014 totals:		37	422	11.4	37	1

Additional statistics: Three rushes for nine yards (3.0 avg.)

MARCEDES LEWIS

89 MARCEDES LEWIS



TIGHT END

6-6 267 LBS.


UCLA

BORN MAY 19, 1984

LONG BEACH, CALIFORNIA

ACQ: 1ST ROUND OF 2006 DRAFT (28TH)

EXP: 12TH YEAR



TRANSACTIONS

Originally drafted by Jacksonville in the first round (28th overall) of the 2006 draft ... Placed on injured reserve on 11/21/16

PRO (Games played/started - 164/150)

- 12th-year pro has spent his entire career with Jacksonville
- Became Jaguars first Pro Bowl tight end after he earned honors in 2010
- One of three Jaguars to record 4,000+ career receiving yards, joining **Jimmy Smith** (12,287) and **Kennan McCardell** (6,393)
- Former 2006 first-round pick ranks third in Jaguars history in career receiving yards and receiving TDs and fourth in receptions
- Owns team record for receptions, career TDs, receiving yards and receptions of 25-plus yards by a TE
- Became the third player in franchise history to start at least 150 games

2017 (w/ JAX - 10/10)

Selected as an offensive captain by his teammates for the 2017 season

- **9/10 at HOU:** Started at TE
- **9/17 vs. TEN:** Started at TE
- **9/24 vs. BAL:** Started at TE and recorded four receptions for 62 yards and three TDs, which is a career-high single game performance ... Joins WR **Allen Robinson** and former WR **Jimmy Smith** as the only players in franchise history to catch at least three TD passes in a single game
- **10/1 at NYJ:** Started at TE
- **10/8 at PIT:** Started at TE and recorded one reception for 14 yards
- **10/15 vs. LAR:** Started at TE
- **10/22 at IND:** Started at TE and recorded two receptions for 29 yards and one TD
- **11/5 vs. CIN:** Started at TE and recorded three receptions for 49 yards
- **11/12 vs. LAC:** Started at TE and recorded two receptions for 29 yards
- **11/19 at CLE:** Started at TE and recorded two receptions for 26 yards and one TD ... Became the third Jaguar in franchise history to start at least 150 games

2016 (w/ JAX - 10/10)

Began his 11th season with the Jaguars, the second-longest career with the team in franchise history ... Placed on injured reserve on 11/21/16

- **9/11 vs. G.B.:** Made two catches for 48 yards, including a 37-yard screen pass
- **9/18 at S.D.:** Posted two receptions for 17 yards, including a 4-yard TD reception
- **9/25 vs. BAL:** Had three receptions for 20 yards (6.7 rec. avg.)
- **10/2 vs. IND:** Exited the game with a hip injury after a 12-yard reception in the second quarter
- **10/16 at CHI:** Started at TE
- **10/23 vs. OAK:** Played in 150th career game, starting at TE, and recorded one reception for 11 yards
- **10/27 at TEN:** Had four receptions for 23 yards (5.8 rec. avg.)
- **11/6 at K.C.:** Had two catches for 23 yards (11.5 rec. avg.)
- **11/13 vs. HOU:** Posted three catches for -1 yards
- **11/20 at DET:** Started at TE and posted two receptions for 16 yards

2015 (w/ JAX - 16/16)

Started and played in all 16 games in his 10th season and totaled 16 receptions for 226 yards (14.1 rec. avg.)

- **10/4 at IND:** Had five receptions for 40 yards (8.0 rec. avg.)
- **11/29 vs. S.D.:** Made one reception for 24 yards (24.0 rec. avg.)
- **12/6 at TEN:** Started at TE, playing in his 140th career game and tallied one reception for seven yards (7.0 rec. avg.)
- **1/3 at HOU:** Had one reception for a season-long 45 yards

2014 (w/ JAX - 8/8)

Played and started in eight games ... Suffered a high ankle sprain in Week 2 and was placed on injured reserve/designated to return on Sept. 16 ... Finished with 18 catches for 206 yards and two TDs

- **9/7 at PHI:** Started at TE in season-opener and tied for the team-lead with six receptions for 35 yards
- **9/14 at WAS:** Registered a career-long 63-yard TD reception from QB **Chad Henne** in the second quarter ... Finished with two catches for 71 yards ... Left the game in the third quarter with a high ankle sprain ... Was placed on injured reserve/designated to return on Sept. 16
- **12/7 vs. HOU:** Hauled in a 35-yard reception in the fourth quarter and led team

with 69 yards on three receptions

- **12/14 at BAL:** Had 22 yards on two receptions with a long of 17 yards
- **12/18 vs. TEN:** Made a four-yard TD reception in the second quarter

2013 (w/ JAX - 11/11)

Played in 11 games with 11 starts and produced 25 catches for 359 yards and four TDs ... Missed five of the first six games with a calf injury suffered in the preseason ... Had a TD reception in four straight games which tied a franchise record ... Was inactive for first three games and made season debut on **9/29 vs. IND** but strained his calf on the third play from scrimmage and did not return

- **11/17 vs. ARI:** Started his 100th career game at TE and totaled 23 yards on three catches
- **12/1 at CLE:** Finished with three catches for 26 yards including an 8-yard TD reception from RB **Maurice Jones-Drew** in the second quarter
- **12/5 vs. HOU:** Scored on a one-yard pass from QB **Chad Henne** on the opening drive of the game ... Added a season-long 41-yard reception in the first quarter
- **12/15 vs. BUF:** Led team with 54 yards on four catches with one TD ... Hooked up with Henne for a 13-yard TD in the fourth quarter, his third straight game with a TD reception
- **12/22 vs. TEN:** Tied a franchise-record with a receiving TD in four straight games, hooking up with Henne for a four-yard score in the first quarter ... Finished with four catches for 50 yards with a long of 30 yards
- **12/29 at IND:** Finished season with 70 yards on three catches including a 36-yard reception in the fourth quarter

2012 (w/ JAX - 16/15)

Played in all 16 games for the fourth time in his career ... Ranked third on the club with 52 receptions for 540 yards and four TDs, the second-highest receiving totals of his career

- **9/9 at MIN:** Opened season with five receptions for 52 yards and a TD ... Scored on a one-yard pass from QB **Blaine Gabbert** in the second quarter
- **9/30 vs. CIN:** Had three catches for 32 yards and scored on a two-yard pass from Gabbert in the second quarter
- **10/28 at GB:** Played in his 100th career game and recorded two receptions for 21 yards
- **11/18 at HOU:** Had a 13-yard TD pass from QB **Chad Henne** in the first quarter and a one-yard TD grab in the third quarter ... Finished with 40 yards on three receptions ... Marked his third career game with multiple TD receptions
- **12/2 at BUF:** Had a season-high 68 yards on four receptions
- **12/30 at TEN:** Concluded season with a career-high 103 yards on seven receptions ... Joined **Kyle Brady** and **Pete Mitchell** as only TEs in franchise history to eclipse 100 receiving yards and it marked the fourth time overall

2011 (w/ JAX - 15/15)

Started 15 games at TE ... Team captain ... Led team with 460 receiving yards on 39 receptions (11.8 avg.) ... One of five tight ends (**Jason Witten**, Dallas; **Owen Daniels**, Houston; **Jimmy Graham**, New Orleans; **Dustin Keller**, New York Jets) to lead team in receiving yards

- **9/11 vs. TEN:** Had two receptions for 28 yards in season-opener and left game early with a calf injury
- **11/20 at CLE:** Established career-high with seven receptions for 64 yards ... Became sixth player in team history with 200 career receptions and only second TE to accomplish the feat (**Kyle Brady**, 241)
- **12/11 vs. TB:** Registered a career-high 77 receiving yards on two receptions ... Had a then-career-long 62-yard reception in the second quarter from QB **Blaine Gabbert**

2010 (w/ JAX - 16/16)

Earned first Pro Bowl honors after career-best 58 receptions for 700 yards and 10 TDs ... The 10 TDs tied a single-season franchise record ... Was voted backup for Pro Bowl but became starter after **Antonio Gates** withdrew ... Receptions and yards were second-best ever by a Jaguars TE ... Finished second on team and ninth among NFL TEs in receptions, and his 12.1-yard average and 10 TDs were tops among TEs ... Started all 16 games for second time in career and was only Jaguar to make multiple receptions in every game ... Ranked second on club with 88 passes thrown his way and 37 receptions resulting in first downs ... Named to Peter King's CNN-ESPN NFL All-Pro Team ... Blocked for a rushing attack that ranked third in the NFL (149.7)

- **9/12 vs. DEN:** Scored on both catches, from 21 and 10 yards to lead win
- **9/19 at SD:** Had season-high 70 receiving yards
- **10/3 vs. IND:** Caught 15-yard TD pass on
- **10/10 at BUF:** Followed with 2 TDs on, breaking team single-season record for TEs with fifth TD
- **10/31 at DAL:** Turned in third multiple-TD game of season including season-long 42-yarder ... Nine-yard TD catch was 14th of career, breaking team TE record held by **Kyle Brady** (13)
- **11/21 vs. CLE:** Made five receptions for 66 yards and eighth TD of season
- **1/2 at HOU:** Scored 10th TD in finale to tie team single season record for TD receptions held by Reggie Williams

2009 (w/ JAX - 15/15)

Started 15 games at TE and produced then career-high 518 yards on 32 receptions for two touchdowns ... Led team with 16.2 average per reception, the highest average per reception among NFL tight ends ... Sustained a head injury in week 16 and was inactive for the season-finale

- **9/20 vs. ARI:** Posted three receptions for 62 yards with a 25-yard TD reception

MARCEDES LEWIS

- **10/4 vs. TEN:** Had four receptions for then career-high 76 yards and became only third TE (**Pete Mitchell**, **Kyle Brady**) to surpass 100 career receptions ... Recorded a 33-yard TD pass from QB **David Garrard**
- **11/15 at NYJ:** Registered 58 yards on two receptions including a 33-yard reception on the game-winning drive in the fourth quarter
- **12/6 vs. HOU:** Hooked up with Garrard for a career-long 47-yard reception in the first quarter

2008 (w/ JAX - 16/15)

Played in all 16 games for the second consecutive season and made 15 starts ... Finished with 41 receptions for 489 yards and two TDs ... Became first Jaguars TE since **Kyle Brady** (43, 2002) to have 40-plus receptions in a season and had the most receiving yards by a tight end since 2000 (Brady, 729) ... Had four-plus receptions in five games and finished with a reception of 19-plus yards in eight of the last 12 games ... Selected to USA Today All-Joe Team, which goes to players and coaches who have overachieved and are often overlooked

- **10/5 vs. PIT:** Scored first TD of the season on a 24-yard pass from David Garrard
- **10/12 at DEN:** Registered second straight game with a TD with 30-yard reception for the game-winning score

2007 (w/ JAX - 16/16, 2/2)

Started a career-high 16 games and both playoff games ... Finished with 37 receptions for 391 yards and two TDs ... Only player to start all 16 games ... Helped pave the way for the Jaguars to rank second in the NFL with 2,391 rushing yards (149.4 avg.), the second-most in team history

- **9/23 at DEN:** Led team with three receptions for 44 yards
- **11/18 vs. SD:** Scored first TD of the season on pass from David Garrard
- **12/2 at IND:** Had five receptions including a two-yard TD pass
- **1/5 at PIT:** Started at TE in AFC Wild Card game and totaled two receptions for 16 yards in first career postseason game
- **1/12 at NE:** Led team with 74 receiving yards on four receptions in AFC Divisional game

2006 (w/ JAX - 15/3)

Played in 15 games with three starts ... Totaled 13 receptions for 126 yards and one TD ... Missed final three preseason games after suffering ankle injury in preseason opener

- **10/8 vs. NYJ:** Made first career start
- **11/26 at BUF:** Scored first career TD on one-yard pass from QB **David Garrard**

COLLEGE (at UCLA, 2002-05)

- Winner of 2005 Mackey Award, given to nation's top TE
- Started 32 of 49 games in four seasons
- Set school record for TEs with career totals of 126 receptions for 1,571 yards and 21 TDs
- Unanimous All-America and All-Pac 10 selection as a senior, finishing with 59 receptions for 741 yards and 10 TDs
- Majored in history

PERSONAL

- Attended Poly (Long Beach, Calif.) High
- Played QB as a freshman before moving to TE for final three seasons
- Had 44 receptions for 710 yards and seven sacks at DE as a senior
- Established the Mercedes Lewis Foundation in 2009 to support youth by awarding scholarships to those that wouldn't be able to participate in sports without financial assistance ... The ultimate goal is to send a child from Long Beach to college on a full scholarship on an annual basis
- Twitter handle is @MercedesLewis89

REGULAR SEASON CAREER STATISTICS

YEAR	TEAM	GP/GS	NO	YDS	AVG	LG	TD
2006	JAX	15/3	13	126	9.7	31	1
2007	JAX	16/16	37	391	10.6	25	2
2008	JAX	16/15	41	489	11.9	30t	2
2009	JAX	15/15	32	518	16.2	47	2
2010	JAX	16/16	58	700	12.1	42t	10*
2011	JAX	15/15	39	460*	11.8	62	0
2012	JAX	16/15	52	540	10.4	26	4
2013	JAX	11/11	25	359	14.4	41	4
2014	JAX	8/8	18	206	11.4	63t	2
2015	JAX	16/16	16	226	14.1	45	0
2016	JAX	10/10	20	169	8.5	37	1
2017	JAX	10/10	14	209	14.9	37	5
NFL totals:	12 yrs.	164/150	365	4,367	12.7	63t	33

* team leader

POSTSEASON CAREER STATISTICS

YEAR	TEAM	GP/GS	NO	YDS	AVG	LG	TD
2007	JAX	2/2	6	90	15.0	34	0
NFL totals:	11 yrs.	2/2	6	90	15.0	34	0

CAREER HIGHS

	GAME	SEASON
Receptions:	7 (two times, last: 12/30/12 at TEN)	58 (2010)
Receiving yards:	103 (12/30/12 at TEN)	700 (2010)
Longest reception:	63 (9/14/14 at WAS)	63 (2014)
Receiving touchdowns:	3 (9/24/17 vs. BAL)	10 (2010)

2017 GAME-BY-GAME STATISTICS

DATE	OPP	RECs	YDS	AVG.	LG	TD
09/10	at Houston	0	0	0.0	-	0
09/17	vs. Tennessee	0	0	0.0	-	0
09/24	vs. Baltimore	4	62	15.5	30t	3
10/01	at New York Jets	0	0	0.0	-	0
10/08	at Pittsburgh	1	14	14.0	14	0
10/15	vs. LA Rams	0	0	0.0	-	0
10/22	at Indianapolis	2	29	14.5	24	1
	BYE WEEK					
11/05	vs. Cincinnati	3	49	16.3	37	0
11/12	vs. LA Chargers	2	29	14.5	21	0
11/19	at Cleveland	2	26	13.0	16	1
11/26	at Arizona					
12/03	vs. Indianapolis					
12/10	vs. Seattle					
12/17	vs. Houston					
12/24	at San Francisco					
12/31	at Tennessee					
2017 totals:		14	209	14.9	37	5

2016 GAME-BY-GAME STATISTICS

DATE	OPP	RECs	YDS	AVG.	LG	TD
09/11	vs. Green Bay	2	48	24.0	37	0
09/18	at San Diego	2	17	8.5	13	1
09/25	vs. Baltimore	3	20	6.7	7	0
10/02	vs. Indianapolis	1	12	12.0	12	0
	BYE WEEK					
10/16	at Chicago	0	0	0.0	-	0
10/23	vs. Oakland	1	11	11.0	11	0
10/27	at Tennessee	4	23	5.8	9	0
11/06	at Kansas City	2	23	11.5	17	0
11/13	vs. Houston	3	-1	-0.3	3	0
11/20	at Detroit	2	16	9.0	15	0
11/27	at Buffalo					
12/04	vs. Denver					
12/11	vs. Minnesota					
12/18	at Houston					
12/24	vs. Tennessee					
01/01	at Indianapolis					
2016 totals:		18	153	8.5	37	1

MARCEDES LEWIS



2015 GAME-BY-GAME STATISTICS

DATE	GAME	RECs	YDS	AVG.	LG	TD
09/13	vs. Carolina	0	0	0.0	-	0
09/20	vs. Miami	0	0	0.0	-	0
09/27	at New England	0	0	0.0	-	0
10/04	at Indianapolis	5	40	8.0	13	0
10/11	at Tampa Bay	0	0	0.0	-	0
10/18	vs. Houston	1	8	8.0	8	0
10/25	vs. Buffalo	2	13	6.5	9	0
11/01	BYE WEEK					
11/08	at N.Y. Jets	1	27	27.0	27	0
11/15	at Baltimore	1	9	9.0	9	0
11/19	vs. Tennessee	0	0	0.0	-	0
11/29	vs. San Diego	1	24	24.0	24	0
12/06	at Tennessee	1	7	7.0	7	0
12/13	vs. Indianapolis	1	14	14.0	14	0
12/20	vs. Atlanta	1	26	26.0	26	0
12/27	at New Orleans	1	13	13.0	13	0
01/03	at Houston	1	45	45.0	45	0
2015 totals:		16	226	14.1	45	0



2014 GAME-BY-GAME STATISTICS

DATE	GAME	RECs	YDS	AVG.	LG	TD
09/07	at Philadelphia	6	35	5.8	11	0
09/14	at Washington	2	71	35.5	63t	1
09/21	vs. Indianapolis			IR		
09/28	at San Diego			IR		
10/05	vs. Pittsburgh			IR		
10/12	at Tennessee			IR		
10/19	vs. Cleveland			IR		
10/26	vs. Miami			IR		
11/02	at Cincinnati			IR		
11/09	vs. Dallas			IR		
	BYE WEEK					
11/23	at Indianapolis	1	-5	-5.0	-5	0
11/30	vs. N.Y. Giants	2	8	4.0	5	0
12/07	vs. Houston	3	69	23.0	35	0
12/14	at Baltimore	2	22	11.0	17	0
12/28	vs. Tennessee	2	6	3.0	4t	1
12/28	at Houston	0	0	0.0	-	0
2014 totals:		18	206	11.4	63t	2



2013 GAME-BY-GAME STATISTICS

DATE	GAME	RECs	YDS	AVG.	LG	TD
09/08	vs. Kansas City			ina		
09/15	at Oakland			ina		
09/22	at Seattle			ina		
09/29	vs. Indianapolis	0	0	0.0	-	0
10/06	at St. Louis			ina		
10/13	at Denver			ina		
10/20	vs. San Diego	1	31	31.0	31	0
10/27	vs. San Francisco	1	6	6.0	6	0
	BYE WEEK					
11/10	at Tennessee	3	39	13.0	27	0
11/17	vs. Arizona	3	23	7.7	9	0
11/24	at Houston	1	18	18.0	18	0
12/01	at Cleveland	3	26	8.7	14	1
12/05	vs. Houston	2	42	21.0	41	1
12/15	vs. Buffalo	4	54	13.5	25	1
12/22	vs. Tennessee	4	50	12.5	30	1
12/29	at Indianapolis	3	70	23.3	36	0
2013 totals:		25	359	14.4	41	4



2012 GAME-BY-GAME STATISTICS

DATE	GAME	RECs	YDS	AVG.	LG	TD
09/09	at Minnesota	5	52	10.4	18	1
09/16	vs. Houston	0	0	0.0	-	0
09/23	at Indianapolis	1	8	8.0	8	0
09/30	vs. Cincinnati	3	32	10.7	23	1
10/07	vs. Chicago	5	24	4.8	14	0
	BYE WEEK					
10/21	at Oakland	2	20	6.7	9	0
10/28	at Green Bay	2	21	10.5	16	0
11/04	vs. Detroit	4	41	10.3	20	0
11/08	vs. Indianapolis	3	36	12.0	17	0
11/18	at Houston	3	40	13.3	26	2
11/25	vs. Tennessee	4	56	14.0	23	0
12/02	at Buffalo	4	68	17.0	24	0
12/09	vs. N.Y. Jets	1	4	4.0	4	0
12/16	at Miami	3	8	2.7	9	0
12/23	vs. New England	4	27	6.8	9	0
12/30	at Tennessee	7	103	14.7	25	0
2012 totals:		52	540	10.4	26	4



2011 GAME-BY-GAME STATISTICS

DATE	GAME	RECs	YDS	AVG.	LG	TD
09/11	vs. Tennessee	2	28	14.0	20	0
09/18	at N.Y. Jets			ina		
09/25	at Carolina	2	15	7.5	9	0
10/02	vs. New Orleans	3	35	12.7	18	0
10/09	vs. Cincinnati	1	6	6.0	6	0
10/16	at Pittsburgh	2	29	14.5	21	0
10/24	vs. Baltimore	1	13	13.0	13	0
10/30	at Houston	4	45	11.3	21	0
	BYE WEEK					
11/13	at Indianapolis	1	-4	-4.0	-4	0
11/20	at Cleveland	7	64	9.1	18	0
11/27	vs. Houston	4	47	11.8	25	0
12/05	vs. San Diego	3	27	9.0	12	0
12/11	vs. Tampa Bay	2	77	38.5	62	0
12/15	at Atlanta	3	30	10.0	22	0
12/24	at Tennessee	1	12	12.0	12	0
01/01	vs. Indianapolis	3	33	11.0	16	0
2011 totals:		39	460	11.8	62	0



2010 GAME-BY-GAME STATISTICS

DATE	GAME	RECs	YDS	AVG.	LG	TD
09/12	vs. Denver	2	31	15.5	21t	2
09/19	at San Diego	5	70	14.0	26	0
09/26	vs. Philadelphia	3	15	5.0	7	0
10/03	vs. Indianapolis	2	22	11.0	15t	1
10/10	at Buffalo	4	54	13.5	27t	2
10/18	vs. Tennessee	4	39	9.8	15	0
10/24	at Kansas City	3	44	14.7	26	0
10/31	at Dallas	2	51	25.5	42t	2
	BYE WEEK					
11/14	vs. Houston	5	53	10.6	18	0
11/21	vs. Cleveland	5	66	13.2	17	1
11/28	at N.Y. Giants	3	36	12.0	16	0
12/05	at Tennessee	3	36	12.0	20	0
12/12	vs. Oakland	4	57	14.3	20	1
12/19	at Indianapolis	6	63	10.5	25	0
12/26	vs. Washington	3	37	12.3	26	0
01/02	at Houston	4	26	6.5	11	1
2010 totals:		58	700	12.1	42	10

MARCEDES LEWIS

2009 GAME-BY-GAME STATISTICS						
DATE	GAME	RECs	YDS	AVG.	LG	TD
09/13	at Indianapolis	3	23	7.7	19	0
09/20	vs. Arizona	3	62	20.7	25t	1
09/27	at Houston	1	18	18.0	18	0
10/04	vs. Tennessee	4	76	19.0	33t	1
10/11	at Seattle	3	13	4.3	7	0
10/18	vs. St. Louis	1	5	5.0	5	0
	BYE WEEK					
11/01	at Tennessee	1	20	20.0	20	0
11/08	vs. Kansas City	1	3	3.0	3	0
11/15	at N.Y. Jets	2	58	29.0	33	0
11/22	vs. Buffalo	3	70	23.3	35	0
11/29	at San Francisco	3	40	13.3	22	0
12/06	vs. Houston	1	47	47.0	47	0
12/13	vs. Miami	2	30	15.0	16	0
12/17	vs. Indianapolis	4	53	13.3	25	0
12/27	at New England	0	0	0.0	-	0
01/03	at Cleveland			ina		
2009 totals:		32	518	16.2	47	2

2008 GAME-BY-GAME STATISTICS						
DATE	GAME	RECs	YDS	AVG.	LG	TD
09/07	at Tennessee	3	29	9.7	15	0
09/14	vs. Buffalo	1	13	13.0	13	0
09/21	at Indianapolis	2	21	10.5	12	0
09/28	vs. Houston	0	0	0.0	-	0
10/05	vs. Pittsburgh	1	24	24.0	24t	1
10/12	at Denver	3	64	21.3	30t	1
	BYE WEEK					
10/26	vs. Cleveland	3	34	11.3	14	0
11/02	at Cincinnati	4	38	9.5	21	0
11/09	at Detroit	4	64	16.0	29	0
11/16	vs. Tennessee	1	19	19.0	19	0
11/23	vs. Minnesota	4	41	10.3	21	0
12/01	at Houston	2	37	18.5	20	0
12/07	at Chicago	4	43	10.8	27	0
12/14	vs. Green Bay	2	7	3.5	5	0
12/28	vs. Indianapolis	6	55	9.2	14	0
12/28	at Baltimore	1	0	0.0	-	0
2008 totals:		41	489	11.9	30	2

2007 GAME-BY-GAME STATISTICS						
DATE	GAME	RECs	YDS	AVG.	LG	TD
09/09	vs. Tennessee	4	35	8.8	15	0
09/16	vs. Atlanta	2	39	19.5	25	0
09/23	at Denver	3	44	14.7	18	0
	BYE WEEK					
10/07	at Kansas City	3	13	4.3	6	0
10/14	vs. Houston	2	30	15.0	16	0
10/22	vs. Indianapolis	2	13	6.5	8	0
10/28	at Tampa Bay	0	0	0.0	0	0
11/04	at New Orleans	4	46	11.5	21	0
11/11	at Tennessee	1	8	8.0	8	0
11/18	vs. San Diego	1	1	1.0	1t	1
11/25	vs. Buffalo	5	57	11.4	24	0
12/02	at Indianapolis	5	42	8.4	13	1
12/09	vs. Carolina	3	25	8.3	13	0
12/16	at Pittsburgh	2	38	19.0	20	0
12/23	vs. Oakland	0	0	0.0	-	0
12/30	at Houston	0	0	0.0	-	0
2007 totals:		37	391	10.6	25	2

2006 GAME-BY-GAME STATISTICS						
DATE	GAME	RECs	YDS	AVG.	LG	TD
09/10	vs. Dallas			ina		
09/18	vs. Pittsburgh	0	0	0.0	-	0
09/24	at Indianapolis	0	0	0.0	-	0
10/01	at Washington	2	40	20.0	31	0
10/08	vs. N.Y. Jets	0	0	0.0	-	0
	BYE WEEK					
10/22	at Houston	0	0	0.0	-	0
10/29	at Philadelphia	0	0	0.0	-	0
11/05	vs. Tennessee	2	11	5.5	6	0
11/12	vs. Houston	1	6	6.0	6	0
11/20	vs. N.Y. Giants	1	9	9.0	9	0
11/26	at Buffalo	1	1	1.0	1t	1
12/03	at Miami	0	0	0.0	0	0
12/10	vs. Indianapolis	1	19	19.0	19	0
12/17	at Tennessee	3	27	9.0	14	0
12/24	vs. New England	0	0	0.0	-	0
12/31	at Kansas City	2	13	9.7	31	1
2006 totals:		13	126	9.7	31	1

BRANDON LINDER

65 BRANDON LINDER

OFFENSIVE LINEMAN

6-6 315 LBS.


MIAMI (FLA.)

BORN JANUARY 25, 1992

SOUTHWEST RANCHES, FLORIDA

ACQ: 3RD ROUND OF 2014 DRAFT (93RD)

EXP: 4TH YEAR



TRANSACTIONS

Originally drafted in the third round (93rd overall) of the 2014 draft ... Placed on injured reserve on 10/5/15

PRO (Games played/started - 39/39)

- Switched from RG to C prior to the 2016 season
- First player from the University of Miami ever drafted by the Jaguars
- Became 24th offensive lineman drafted by the Jaguars in franchise history

2017 (w/ JAX - 7/7)

Selected as an offensive captain by his teammates for the 2017 season

- **9/10 at HOU:** Started at C and helped pave the way for the team to rush for 155 yards ... Did not allow a sack
- **9/17 vs. TEN:** Started at C
- **9/24 vs. BAL:** Started at C and helped the team rush for 166 yards and did not allow a sack
- **10/1 at NYJ:** Started at C and helped the team rush for 175 yards
- **10/8 at PIT:** Inactive
- **10/15 vs LAR:** Inactive
- **10/22 at IND:** Inactive
- **11/5 vs. CIN:** Started at RG in place of injured **A.J. Cann** and helped the team rush for 149 yards ... Part of unit that allowed zero sacks for the third time this season
- **11/12 vs. LAC:** Started at C and helped the team rush for 135 yards
- **11/19 at CLE:** Started at C and helped the team rush for 139 yards

2016 (w/ JAX - 14/14)

Part of an offensive line that allowed its fewest sacks since 2007 (34)

- **9/11 vs. G.B.:** Made his first career start at C in team's season opener
- **9/18 at S.D.:** Started at C
- **9/25 vs. BAL:** Inactive (knee)
- **10/2 vs. IND:** Started at C, helping the team rush for 136 yards
- **10/16 at CHI:** Started at C
- **10/23 vs. OAK:** Started at C
- **10/27 at TEN:** Started at C
- **11/6 at K.C.:** Started at C, helping the team rush for a season-high 205 yards
- **11/13 vs. HOU:** Started at C
- **11/20 at DET:** Started at C and was part of an offensive line that did not allow a sack
- **11/27 at BUF:** Started at C
- **12/4 vs. DEN:** Started at C and helped the team rush for 154 yards
- **12/11 vs. MIN:** Inactive (ankle)
- **12/18 at HOU:** Started at C
- **12/24 vs. TEN:** Started at C
- **1/1 at IND:** Started at C, only to play seven snaps, before leaving the game with a concussion and not returning

2015 (w/ JAX - 3/3)

Placed on season-ending IR because of surgery to repair a labral tear in his left shoulder after injury suffered in Week 3

- **9/13 vs. CAR:** Started at RG to kick off his second season with the Jaguars
- **9/20 vs. MIA:** Helped the Jaguars rush for 123 yards and did not allow a sack

2014 (w/ JAX - 15/15)

Started 15 games at RG as a rookie ...Part of OL that helped club finish sixth in the NFL in average per rush (4.5)

- **9/7 at PHI:** Started at RG in his NFL debut, one of three Jaguars rookies to start on opening day (WR **Marqise Lee**, WR **Allen Hurns**)
- **10/19 vs. CLE:** Helped pave the way for an offense that rushed for a season-high 185 yards on 35 carries and 176 yards on **10/26 vs. MIA**, the first time since 2010 the club eclipsed 150-plus rushing yards in back-to-back games
- **12/28 at HOU:** Started at RG and was part of OL that helped team produce 121 yards on 14 carries (8.6 avg.)

COLLEGE (at Miami (Fla.), 2010-13)

- Four-year starter and started 42 games (37 at RG, 2 at LT, 3 at C)

- Finished career with 35 TD-resulting blocks and 275 key blocks/knockdowns
- As a senior, named team's Most Valuable Player after leading team with 90 percent grade for blocking consistency, 11 TD-resulting blocks and 84 knockdowns
- Majored in health education

PERSONAL

- Attended St. Thomas Aquinas High School in Ft. Lauderdale, Fla.
- Named U.S. Army All-American and was rated the third-best center in the country by Rivals.com
- Helped team compile a 28-1 record during his final two seasons and captured the Class 5A state title as a junior
- Twitter handle is @BrandonLinder65

LERENTEE MCCRAY

55 LERENTEE MCCRAY

LINEBACKER
6-3 249 LBS
FLORIDA
BORN AUGUST 26, 1990
OCALA, FLORIDA
ACQ: UFA (BUFFALO) 2017
EXP: 5TH YEAR



TRANSACTIONS

Originally signed with Denver as an undrafted rookie on 4/27/13 ... Signed with Green Bay as an unrestricted free agent on 4/18/16 ... Traded by Green Bay to Buffalo for a 2018 draft pick on 8/30/16 ... Signed by Jacksonville as an unrestricted free agent on 3/10/17

PRO (Games played/started - 44/0, 4/0)

- Career totals include 31 tackles (16 solo), 1.5 sacks and two forced fumbles in four years with stops in Denver, Green Bay and Buffalo
- Captured a Super Bowl championship in 2015 with Denver

2017 (w/ JAX - 7/0)

- **9/10 at HOU:** Saw action at LB and recorded three tackles (one solo), 1.5 sacks and one tackle for a loss
- **9/17 vs. TEN:** Saw action at LB
- **9/24 vs. BAL:** Inactive
- **10/1 at NYJ:** Inactive
- **10/8 at PIT:** Inactive
- **10/15 vs. LAR:** Saw action on special teams
- **10/22 at IND:** Saw action at LB and on special teams
- **11/5 vs. CIN:** Recorded a solo special teams tackle and one pass defended
- **11/12 vs. LAC:** Assisted on one special teams tackle
- **11/19 at CLE:** Recorded two special teams tackles (one solo) and saw action at LB

2016 (w/ BUF, 13/0)

Totaled 10 tackles (four solo), one forced fumble and five special teams tackles

- **10/9 at L.A.:** Posted one solo tackle and one forced fumble
- **10/30 vs. N.E.:** Tallied a season-high four tackles, in addition to one special teams tackle

2015 (w/ DEN, 11/0)

Tallied 13 tackles (seven solo), and saw action in all three postseason games, including Super Bowl 50

- **11/8 at IND:** Recorded a season-high four stops (two solo)

2014 (w/ DEN, 16/16, 2/2)

Posted six tackles (four solo), one forced fumble and one pass defended during his rookie season

2013 (w/ DEN - IR)

Spent the season on injured reserve with an ankle injury

COLLEGE (at Florida, 2008-12)

- Appeared in 40 games with 25 starts and totaled 65 (40 solo), including 12.5 tackles for loss and 4.5 sacks
- Helped the Gators to the 2008 SEC Championship

PERSONAL

- Attended Dunnellon (Fla.) High School, where he played WR and LB and totaled 118 tackles and 9.0 sacks during his senior season
- Can be found on Twitter on @Liiive_55

REGULAR SEASON CAREER STATISTICS

DATE	TEAM	GP/GS	TKL	SOLO	ASST	TFL	SACKS	ST	FF	FR	INT	PD
2013	DEN											
IR												
2014	DEN	13/0	6	4	2	0	1.0	0	1	0	0	1
2015	DEN	11/0	13	7	6	1	0.5	2	0	0	0	0
2016	BUF	13/0	10	4	6	0	0.0	5	1	0	0	0
2017	JAX	7/0	3	1	2	1	1.5	4	0	0	0	1
NFL totals:		5 yrs. 44/0	32	16	16	2	3.0	11	2	0	0	2

POSTSEASON CAREER STATISTICS

DATE	TEAM	GP/GS	TKL	SOLO	ASST	TFL	SACKS	ST	FF	FR	INT	PD
2014	DEN	1/0	2	1	1	0	0.0	0	0	0	0	0
2015	DEN	3/0	0	0	0	0	0.0	0	0	0	0	0
NFL totals:		4 yrs. 4/0	2	1	1	0	0.0	0	0	0	0	0

CAREER HIGHS

	GAME	SEASON
Tackles:	6 (10/11/15 vs. T.B.)	18 (2015)
Tackles for loss:	1 (11/15/15 at BAL)	1 (2015)
Passes defended:	1 (twice, last: 11/5/17 vs. CIN)	1 (2015, '17)
Special teams tackles:	2 (twice; last: 11/19/17 at CLE)	5 (2015)

2017 GAME-BY-GAME STATISTICS

DATE	OPP	TKL	SOLO	ASST	TFL	SACKS	ST	FF	FR	INT	PD	
09/10	at Houston	3	1	2	1	1.5	0	0	0	0	0	
09/17	vs. Tennessee	0	0	0	0	0.0	0	0	0	0	0	
09/24	vs. Baltimore					Inactive						
10/01	at New York Jets					Inactive						
10/08	at Pittsburgh					Inactive						
10/15	vs. LA Rams	0	0	0	0	0.0	0	0	0	0	0	
10/22	at Indianapolis	0	0	0	0	0.0	0	0	0	0	0	
BYE WEEK												
11/05	vs. Cincinnati	0	0	0	0	0.0	1	0	0	0	1	
11/12	vs. LA Chargers	0	0	0	0	0.0	1	0	0	0	0	
11/19	at Cleveland	0	0	0	0	0.0	2	0	0	0	0	
11/26	at Arizona											
12/03	vs. Indianapolis											
12/10	vs. Seattle											
12/17	vs. Houston											
12/24	at San Francisco											
12/31	at Tennessee											
2017 totals:		3	1	2	1	1.5	4	0	0	0	1	

2016 GAME-BY-GAME STATISTICS

DATE	OPP	TKL	SOLO	ASST	TFL	SACKS	ST	FF	FR	INT	PD	
09/11	at Baltimore	2	1	1	0	0.0	0	0	0	0	0	
09/15	vs. New York Jets	0	0	0	0	0.0	1	0	0	0	0	
09/25	vs. Arizona	0	0	0	0	0.0	0	0	0	0	0	
10/02	at New England	0	0	0	0	0.0	0	0	0	0	0	
10/09	at Los Angeles	1	1	0	0	0.0	0	1	0	0	0	
10/16	vs. San Francisco	1	0	1	0	0.0	0	0	0	0	0	
10/23	at Miami	2	1	1	0	0.0	1	0	0	0	0	
10/30	vs. New England	4	1	3	0	0.0	1	0	0	0	0	
11/07	at Seattle	0	0	0	0	0.0	0	0	0	0	0	
BYE WEEK												
11/20	at Cincinnati	0	0	0	0	0.0	0	0	0	0	0	
11/27	vs. Jacksonville	0	0	0	0	0.0	0	0	0	0	0	
12/04	at Oakland	0	0	0	0	0.0	1	0	0	0	0	
12/11	vs. Pittsburgh					ina						
12/18	vs. Cleveland					ina						
12/24	vs. Miami					ina						
01/01	at New York Jets	0	0	0	0	0.0	1	0	0	0	0	
2016 totals:		10	4	6	0	0.0	5	1	0	0	0	

LERENTEE McCRAY



2015 GAME-BY-GAME STATISTICS

DATE	OPP	TKL	SOLO	ASST	TFL	SACKS	ST	FF	FR	INT	PD
09/13	vs. Baltimore				ina						
09/17	at Kansas City				ina						
09/27	at Detroit	2	1	1	0	0.0	0	0	0	0	0
10/04	vs. Minnesota				ina						
10/11	at Oakland				ina						
10/18	at Cleveland	3	2	1	0	0.5	0	0	0	0	0
10/25	BYE WEEK										
11/01	vs. Green Bay	3	1	2	1	0.0	0	0	0	0	0
11/08	at Indianapolis	4	2	2	0	0.0	0	0	0	0	0
11/15	vs. Kansas City	0	0	0	0	0.0	1	0	0	0	0
11/22	at Chicago	0	0	0	0	0.0	0	0	0	0	0
11/29	vs. New England	0	0	0	0	0.0	0	0	0	0	0
12/06	at San Diego	1	1	0	0	0.0	1	0	0	0	0
12/13	vs. Oakland	0	0	0	0	0.0	0	0	0	0	0
12/20	at Pittsburgh				ina						
12/28	vs. Cincinnati	0	0	0	0	0.0	0	0	0	0	0
01/03	vs. San Diego	0	0	0	0	0.0	0	0	0	0	0
2015 totals:		13	7	6	1	0.5	2	0	0	0	0
01/17	vs. Pittsburgh	0	0	0	0	0.0	0	0	0	0	0
01/24	vs. New England	0	0	0	0	0.0	0	0	0	0	0
02/07	vs. Carolina	0	0	0	0	0.0	0	0	0	0	0
Postseason totals:		0	0	0	0	0.0	0	0	0	0	0




2014 GAME-BY-GAME STATISTICS

DATE	OPP	TKL	SOLO	ASST	TFL	SACKS	ST	FF	FR	INT	PD
09/07	vs. Indianapolis	1	1	0	0	0.0	0	0	0	0	0
09/14	vs. Kansas City	0	0	0	0	0.0	0	0	0	0	0
09/21	at Seattle				ina						
09/28	BYE WEEK										
10/05	vs. Arizona				ina						
10/12	at New York Jets				ina						
10/19	vs. San Francisco	2	1	1	0	0.0	0	0	0	0	0
10/23	vs. San Diego	0	0	0	0	0.0	0	0	0	0	0
11/02	at New England	0	0	0	0	0.0	0	0	0	0	0
11/09	at Oakland	0	0	0	0	0.0	0	0	0	0	0
11/16	at St. Louis	0	0	0	0	0.0	0	0	0	0	0
11/23	vs. Miami	0	0	0	0	0.0	0	0	0	0	0
11/30	at Kansas City	0	0	0	0	0.0	0	0	0	0	0
12/07	vs. Buffalo	0	0	0	0	0.0	0	0	0	0	1
12/14	at San Diego	0	0	0	0	0.0	0	0	0	0	0
12/22	at Cincinnati	1	1	0	0	0.0	0	0	0	0	0
12/28	vs. Oakland	2	1	1	0	1.0	0	1	0	0	0
2014 totals:		6	4	2	0	1.0	0	1	0	0	0
01/11	vs. Indianapolis	2	1	1	0	0.0	0	0	0	0	0
Postseason totals:		2	1	1	0	0.0	0	0	0	0	0

JAYDON MICKENS

85 JAYDON MICKENS

WIDE RECEIVER
5-11 170 LBS
WASHINGTON
BORN APRIL 21, 1994
LOS ANGELES, CALIFORNIA
ACQ: FREE AGENT 2017
EXP: 1ST YEAR



TRANSACTIONS

Originally signed with Oakland as an undrafted free agent on 5/13/16 ... Waived on 9/3/16 ... Signed to the practice squad by Oakland on 9/4/16 ... Waived by Oakland on 9/4/17 ... Signed to the practice squad by Jacksonville on 9/19/17 ... Promoted to the active roster on 10/21/17

PRO (Games played/started - 4/0)

Spent the 2016 season on Oakland's practice squad ... Started the 2017 season on Jacksonville's practice squad before being promoted to the active roster prior to Week 7

- **10/22 at IND:** Saw action at WR and on special teams in his NFL debut
- **11/5 vs. CIN:** Returned three punts for 82 yards, including a 63-yard return for a TD
- **11/12 vs. LAC:** Recorded one reception for 11 yards and returned seven punts for 30 yards
- **11/19 at CLE:** Returned four punts for 38 yards and saw action at WR

COLLEGE (at Washington, 2012-15)

- Appeared in 53 career games (35 starts) and totaled 203 receptions for 2,187 yards and 12 TDs
- Finished career second in school history in receptions and fifth in receiving yards
- For his career, returned 19 kickoffs for 408 yards (21.5 avg.)

PERSONAL

- Attended Dorsey High School (Los Angeles) and earned first-team All-City as a running back in 2011 and helped lead the Dons to an 11-2 overall record and a trip to the semifinals of the CIF Los Angeles Section Division I playoffs
- Named to the Tacoma News-Tribune's "Western 100" listing of the top 100 recruits in the western U.S.
- Also a sprinter and long jumper in high school

REGULAR SEASON CAREER STATISTICS

YEAR	TEAM	GP/GS	RECS	YDS	AVG.	LG	TD
2017	JAX	4/0	1	11	11.0	11	0
NFL totals: 1 yr.		4/0	1	11	11.0	11	0

2017 GAME-BY-GAME STATISTICS

DATE	OPP	RECS	YDS	AVG.	LG	TD
09/10	at Houston			ps		
09/17	vs. Tennessee			ps		
09/24	vs. Baltimore			ps		
10/01	at New York Jets			ps		
10/08	at Pittsburgh			ps		
10/15	vs. LA Rams			ps		
10/22	at Indianapolis	0	0	0.0	-	0
	BYE WEEK					
11/05	vs. Cincinnati	0	0	0.0	-	0
11/12	vs. LA Chargers	1	11	11.0	11	0
11/19	at Cleveland	0	0	0.0	-	0
11/26	at Arizona					
12/03	vs. Indianapolis					
12/10	vs. Seattle					
12/17	vs. Houston					
12/24	at San Francisco					
12/31	at Tennessee					
2017 totals:		1	11	11.0	11	0

PUNT RETURNS

DATE	GAME	NO.	YDS	AVG.	LG	TD
09/10	at Houston			ps		
09/17	vs. Tennessee			ps		
09/24	vs. Baltimore			ps		
10/01	at New York Jets			ps		
10/08	at Pittsburgh			ps		
10/15	vs. LA Rams			ps		
10/22	at Indianapolis	0	0	0.0	-	0
	BYE WEEK					
11/05	vs. Cincinnati	3	82	27.3	63t	1
11/12	vs. LA Chargers	7	30	4.3	14	0
11/19	at Cleveland	4	38	9.5	11	0
11/26	at Arizona					
12/03	vs. Indianapolis					
12/10	vs. Seattle					
12/17	vs. Houston					
12/24	at San Francisco					
12/31	at Tennessee					
2017 totals:		14	150	10.7	63t	1

JALEN MYRICK

31

JALEN MYRICK

CORNERBACK
5-11 200 LBS
MINNESOTA
BORN FEBRUARY 27, 1995
BLOOMINGDALE, GEORGIA
ACQ: SEVENTH ROUND OF 2017 DRAFT (222TH)
EXP: ROOKIE



TRANSACTIONS

Drafted by Jacksonville in the seventh round (222nd overall) of the 2017 draft

PRO (Games played/started - 2/0)

2017 (w/ JAX - 2/0)

- **9/10 at HOU:** Inactive
- **9/17 vs. TEN:** Inactive
- **9/24 vs. BAL:** Inactive
- **10/1 at NYJ:** Inactive
- **10/8 at PIT:** Made his NFL debut and saw action on special teams
- **10/15 vs LAR:** Inactive
- **10/22 at IND:** Inactive
- **11/5 vs. CIN:** Saw action at CB after **Jalen Ramsey's** dismissal and on special teams
- **11/12 vs. LAC:** Inactive
- **11/19 at CLE:** Inactive

COLLEGE (at Minnesota, 2013-16)

2016 (Senior)

Started all 13 games and recorded 41 tackles, 11 pass breakups and one INT ... Also returned 13 kickoffs for 287 yards and nine punts for 44 yards

- **9/1 vs. Oregon State:** Recorded five tackles, one tackle for loss and one pass breakup ... Also returned three kicks for 84 yards, including 56 yards on the opening kickoff
- **10/1 at Penn State:** Registered six tackles
- **10/22 vs. Rutgers:** Recorded four tackles and made one INT
- **11/5 vs. Purdue:** Tallied three tackles and broke up two passes
- **12/27 vs. Washington State:** Tallied three tackles and broke up three passes

2015 (Junior)

Played in 10 games, starting seven ... Missed three games due to injury ... Made 27 tackles (18 solo), including 3.5 behind the line of scrimmage ... Tallied the second-most INTs (three) and returned one for a TD ... Recorded three pass breakups ... Returned 12 kickoffs for 257 yards (21.4 avg.) ... Named All-Big Ten Honorable Mention by the conference coaches

- **9/12 at Colorado State:** Registered four tackles, one INT, one pass breakup and returned three kickoffs for 71 yards
- **9/26 vs. Ohio:** Totaled six tackles, including 1.0 tackle for loss and one pass breakup
- **10/10 at Purdue:** Tallied two INTs, one of which was returned 27 yards for a TD, and added a tackle for loss
- **10/17 vs. Nebraska:** Registered five tackles with 1.0 tackle for loss and added two kickoff returns

2014 (Sophomore)

Played in all 13 games, starting once ... Ranked second in the Big Ten with a 28.2-yard kick return average ... Returned 18 kicks for 508 yards ... Recorded 21 tackles, one INT for a TD and one forced fumble

- **9/6 vs. Middle Tennessee State:** Made one tackle, broke up one pass and returned an INT for 31 yards for his first career TD
- **9/13 at TCU:** Registered eight tackles
- **10/11 vs. Northwestern:** Returned a kick 100 yards for a TD ... Named Big Ten Special Teams Player of the Week and National Kick Return of the Week by College Football Performance Award

2013 (Freshman)

Played in the final 11 games of the season, mostly on special teams ... Recorded four tackles

High School

- Attended Savannah Christian Prep
- Led team to an 8-4 record in 2012 after going a perfect 11-0 record as a junior in 2011
- Made 50 tackles and recorded six pass breakups and two INTs as a senior
- Had 25 tackles as a junior with 14 pass breakups and two INTs, returning one for a TD
- Scored 14 offensive TDs as a senior and 16 as a junior
- Earned a two-star ranking from Rivals.com and Scout.com

PERSONAL

- Son of Glynn and Rhonda Myrick

REGULAR SEASON CAREER STATISTICS

YEAR	TEAM	GP/GS	TKL	SOLO	ASST	SACKS	FF	FR	PD	INT
2017	JAX	2/0	0	0	0	0.0	0	0	0	0
NFL totals: 1 yr.		2/0	0	0	0	0.0	0	0	0	0

2017 GAME-BY-GAME STATISTICS

DATE	OPP	TKL	SOLO	ASST	ST	SACKS	FF	FR	PD	INT
09/10	at Houston									Inactive
09/17	vs. Tennessee									Inactive
09/24	vs. Baltimore									Inactive
10/01	at New York Jets									Inactive
10/08	at Pittsburgh	0	0	0	0	0.0	0	0	0	0
10/15	vs. LA Rams									Inactive
10/22	at Indianapolis									Inactive
BYE WEEK										
11/05	vs. Cincinnati	0	0	0	0	0.0	0	0	0	0
11/12	vs. LA Chargers									Inactive
11/19	at Cleveland									Inactive
11/26	at Arizona									
12/03	vs. Indianapolis									
12/10	vs. Seattle									
12/17	vs. Houston									
12/24	at San Francisco									
12/31	at Tennessee									
2017 totals:		0	0	0	0	0.0	0	0	0	0

YANNICK NGAKOUE

91 YANNICK NGAKOUE

DEFENSIVE END

6-2 246 LBS.

MARYLAND

BORN MARCH 31, 1995

BOWIE, MARYLAND

ACQ: 3RD ROUND OF 2016 DRAFT (69TH)

EXP: 2ND YEAR



TRANSACTIONS

Originally drafted by Jacksonville in the third round (69th overall) of the 2016 NFL Draft

PRO (Games played/started - 26/25)

- Made his NFL debut in team's season opener in 2016
- Owns the franchise rookie record for sacks in a single season (8.0)
- Of his 17.0 career sacks, nine have been strip-sacks
- His 17.0 sacks in 26 career games are the most by a Jaguars player in franchise history
- Leads the league with five forced fumbles

2017 (w/ JAX - 10/10)

- **9/10 at HOU:** Started at DE and recorded four tackles (three solo), two strip-sacks and one fumble recovery
- **9/17 vs. TEN:** Assisted on one tackle
- **9/24 vs. BAL:** Started at DE and recorded two solo tackles and one tackle for a loss
- **10/1 at NYJ:** Started at DE and recorded two solo tackles, two sacks, one tackle for a loss and one forced fumble
- **10/8 at PIT:** Started at DE and assisted on one tackle
- **10/15 vs LAR:** Started at DE and recorded one solo tackle and two quarterback hits
- **10/22 at IND:** Started at DE and recorded four tackles (three solo), 2.5 sacks, three tackles for a loss and seven quarterback hits
- **11/5 vs. CIN:** Started at DE and recorded two solo tackles and one tackle for a loss
- **11/12 vs. LAC:** Recorded three quarterback hits
- **11/19 at CLE:** Started at DE and recorded three tackles (two solo) and 2.5 sacks, two of which were strip-sacks

2016 (w/ JAX - 16/15)

One of two Jaguars rookies (**Jeremy Mincey**) to post 8.0-plus sacks, four-plus forced fumbles and at least one INT in a single season ... Finished second in the NFL behind S.D.'s **Joey Bosa** with 8.0 sacks by a rookie ... Joins K.C.'s **Tamba Hali** (2006), BAL's **Terrell Suggs** (2003), CAR's **Julius Peppers** (2002) and S.F.'s **Charles Haley** (1986) as the only rookies to post 8.0-plus tackles, four-plus forced fumbles and at least one INT in their rookie season

- **9/11 vs. G.B.:** Made two tackles (one solo) in NFL and Jaguars debut
- **9/18 at S.D.:** Made his first career start at LEO and made three tackles (two solo), including his first career sack-fumble in the second quarter
- **9/25 vs. BAL:** Registered his second consecutive game with a sack-fumble ... One of three players to register a sack and a forced fumble in consecutive games this season, joining BUF's **Lorenzo Alexander** and WAS' **Trent Murphy**
- **10/2 vs. IND:** Registered four tackles, including 1.0 sack, as well as his first career interception and third career forced fumble ... Only NFL player this season to register a sack, forced fumble and an interception in the same game
- **10/16 at CHI:** Started at LEO and made 1.0 sack, becoming the first rookie in team history to register a sack in four consecutive games ... Fourth player in Jaguars history to register a sack in four consecutive games (**Tony Brackens**, **Rob Meier** and **Gary Walker**)
- **10/23 vs. OAK:** Started at LEO and totaled two solo tackles
- **10/27 at TEN:** Started at LEO and recorded a QB hit
- **11/6 at K.C.:** Started at LEO and made one solo tackle and three QB hits
- **11/13 vs. HOU:** Started at LEO, making one solo tackle and one pass defended
- **11/20 at DET:** Started at LEO and tallied one solo tackle, a five-yard sack of QB **Matthew Stafford**
- **11/27 at BUF:** Started at LEO and picked up his sixth sack of the season, along with two tackles (one solo)
- **12/4 vs. DEN:** Started at LEO and exited the game with an ankle injury
- **12/11 vs. MIN:** Started at LEO and made one solo tackle and registered a forced

fumble

- **12/18 at HOU:** Started at LEO and made one solo tackle
- **12/24 vs. TEN:** Started at LEO and registered 1.0 sack, with seventh sack tying team record for a rookie
- **1/1 at IND:** Started at LEO and registered two solo tackles, 1.0 sack and one tackle for a loss ... His eighth sack of the season to break rookie record held by Tony Brackens (7 in 1996)

COLLEGE (at Maryland, 2013-15)

- As a senior, selected First Team All-Big Ten by coaches and media
- Set Maryland's single-season sack record (13.5), breaking a record set by Mark Duda (1982) and Bruce Palmer (1978)
- Ranked second nationally in sacks per game
- Appeared in all 13 games as a true freshman

PERSONAL

- Son of Marlene Chantelly
- Honor roll student
- Worked as a volunteer with the homeless and helped mentor children
- Majored in African American studies
- Attended Friendship Collegiate Academy (Washington, D.C.)
- Named a first team Parade All-America and the 2012 D.C. Gatorade Player of the Year
- Rated a four-star recruit by Rivals, No. 11 OLB
- Helped lead the school to the DCSAA title as a senior

REGULAR SEASON CAREER STATISTICS										
YEAR	TEAM	GP/GS	TKL	SOLO	ASST	SACKS	FF	FR	PD	TFL
2016	JAX	16/15	23	20	3	8.0*	4	0	2	6
2017	JAX	10/10	20	15	5	9.0	5	1	0	6
NFL totals: 2 yr.		26/25	43	35	8	17.0	7	1	2	12

*Team rookie record

CAREER HIGHS		
	GAME	SEASON
Tackles:	4 (three times; last 10/22/17 at IND)	23 (2016)
Sacks:	2.5 (twice; last: 11/19/17 at CLE)	9.0 (2017)
Forced fumbles:	2 (twice; last: 11/19/17 at CLE)	5 (2017)
Fumble recoveries:	1 (9/10/17 at HOU)	1 (2017)
Tackles for loss:	3 (10/22/17 at IND)	6 (2016 & 2017)

2017 GAME-BY-GAME STATISTICS										
DATE	OPP	TKL	SOLO	ASST	ST	SACKS	FF	FR	PD	TFL
09/10	at Houston	4	3	1	0	2.0	2	1	0	0
09/17	vs. Tennessee	1	0	1	0	0.0	0	0	0	0
09/24	vs. Baltimore	2	2	0	0	0.0	0	0	0	1
10/01	at New York Jets	2	2	0	0	2.0	1	0	0	1
10/08	at Pittsburgh	1	0	1	0	0.0	0	0	0	0
10/15	vs. LA Rams	1	1	0	0	0.0	0	0	0	0
10/22	at Indianapolis	4	3	1	0	2.5	0	0	0	3
BYE WEEK										
11/05	vs. Cincinnati	2	2	0	0	0.0	0	0	0	1
11/12	vs. LA Chargers	0	0	0	0	0.0	0	0	0	0
11/19	at Cleveland	3	2	1	0	2.5	2	0	0	0
11/26	at Arizona									
12/03	vs. Indianapolis									
12/10	vs. Seattle									
12/17	vs. Houston									
12/24	at San Francisco									
12/31	at Tennessee									
2017 totals:		20	15	5	0	9.0	5	1	0	6

YANNICK NGAKOUE



2016 GAME-BY-GAME STATISTICS

DATE	OPP	TKL	SOLO	ASST	ST	SACKS	FF	FR	PD	TFL
09/11	vs. Green Bay	2	1	1	0	0.0	0	0	0	0
09/18	at San Diego	3	2	1	0	1.0	1	0	0	0
09/25	vs. Baltimore	1	1	0	0	1.0	1	0	0	0
10/02	vs. Indianapolis	4	4	0	0	1.0	1	0	1	1
BYE WEEK										
10/16	at Chicago	1	1	0	0	1.0	0	0	0	1
10/23	vs. Oakland	2	2	0	0	0.0	0	0	0	0
10/27	at Tennessee	0	0	0	0	0.0	0	0	0	0
11/06	at Kansas City	1	1	0	0	0.0	0	0	0	0
11/13	vs. Houston	1	1	0	0	0.0	0	0	1	0
11/20	at Detroit	1	1	0	0	1.0	0	0	0	1
11/27	at Buffalo	2	1	1	0	1.0	0	0	0	1
12/04	vs. Denver	0	0	0	0	0.0	0	0	0	0
12/11	vs. Minnesota	1	1	0	0	0.0	1	0	0	0
12/18	at Houston	1	1	0	0	0.0	0	0	0	0
12/24	vs. Tennessee	1	1	0	0	1.0	0	0	0	1
31/01	at Indianapolis	2	2	0	0	1.0	0	0	0	1
2016 totals:		23	20	3	0	8.0	4	0	2	6

Additional statistics: One interception on 10/2 vs. IND, seven-yard return

BRAD NORTMAN

3

BRAD NORTMAN

PUNTER

6-2 214 LBS.

WISCONSIN

BORN SEPTEMBER 12, 1989

BROOKFIELD, WISCONSIN

ACQ: UFA (CAROLINA) 2016

EXP: 6TH YEAR



TRANSACTIONS

Originally selected by Carolina in the sixth round (207th overall) of the 2012 NFL Draft ... Signed as an unrestricted free agent by Jacksonville on 3/10/15

PRO (Games played/started - 90/0, 6/0)

- Sixth-year punter has played in Carolina and Jacksonville
- Played in six postseason games, including Super Bowl 50

2017 (w/ JAX - 10/0)

- **9/10 at HOU:** Punted four times for 187 yards (46.8 avg.) with a net average of 36.5 yards and a long punt of 61 yards
- **9/17 vs. TEN:** Punted five times for 246 yards (49.2 avg.) with a long punt of 59 yards
- **9/24 vs. BAL:** Punted three times for 150 yards (50.0 avg.) with a long punt of 60 yards
- **10/1 at NYJ:** Punted eight times for 361 yards (45.1 avg.) with a long punt of 61 yards and five punts inside the 20-yard line
- **10/8 at PIT:** Punted five times for 190 yards and landed three punts inside the 20-yard line
- **10/15 vs LAR:** Punted seven times for 274 yards with two punts landing inside the 20-yard line, a long punt of 53 yards and had one punt blocked
- **10/22 at IND:** Punted two times for 107 yards, including a long punt of 61 yards
- **11/5 vs. CIN:** Punted two times for 94 yards, including season-long punt of 62 yards
- **11/12 vs. LAC:** Punted nine times for 431 yards (47.9 avg) and had three punts inside the 20-yard line and a long punt of 61 yards
- **11/19 at CLE:** Punted nine times for 354 yards, landing two punts inside the 20-yard line and had a long punt of 54 yards

2016 (w/ JAX - 16/0)

- **9/11 vs. G.B.:** Made Jaguars debut and punted twice for 125 yards (62.5 net avg.) and downed both inside the 5-yard line ... His 67-yard punt is the seventh-longest in franchise history
- **9/18 at S.D.:** Punted four times for 179 yards (44.8 avg.), including downing two punts inside the 20
- **9/25 vs. BAL:** Punted six times for 249 yards (41.5 avg.), including two punts downed inside the 20
- **10/2 vs. IND:** Punted five times for 269 yards (53.8 avg.), including a career-long 78-yard punt in the fourth quarter, the second-longest punt in Jaguars franchise history (Bryan Barker, 83) and longest in the NFL this season ... Had one punt downed inside the 20
- **10/16 at CHI:** Punted five times for 275 yards (55.0 avg.), including a 52.2 net avg. ... Downed two punts inside the 20, including his 100th career punt inside the 20
- **10/23 vs. OAK:** Punted five times for 239 yards (47.8 avg.) including a long punt of 56 yards
- **10/27 at TEN:** Punted six times for 275 yards (45.8 avg.) and downed one punt inside the 20
- **11/6 at K.C.:** Punted four times for 167 yards (41.8 avg.) and downed one punt inside the 20 ... Tallied one special teams tackle
- **11/13 vs. HOU:** Punted three times for 115 yards
- **11/20 at DET:** Punted six times for 245 yards (40.8 avg.) and downed a career-high four punts inside the 20
- **11/27 at BUF:** Punted six times for 273 yards (45.5 avg., 31.7 net avg.), including two punts downed inside the 20 and a long of 61
- **12/4 vs. DEN:** Punted eight times for 369 yards (46.1 avg., 41.1 net avg.), including a career-high-tying four downed inside the 20 and long of 65
- **12/11 vs. MIN:** Punted four times for 163 yards (40.8 avg., 38.5 net avg.), including one downed inside the 20
- **12/18 at HOU:** Punted six times for 315 yards (52.5 avg., 46.2 net avg.) including a long punt of 67 yards
- **12/24 vs. TEN:** Punted three times for 143 yards (47.7 avg., 48.3 net avg.)
- **1/1 at IND:** Punted four times for 188 yards (47.0 avg., 42.0 net avg.), landing three inside the 20-yard line

2015 (w/ CAR - 16/0, 3/0)

Played in all 16 games, including three playoff contests ... Season totals include 70 punts for 3,175 yards (45.4 avg.), including a 39.8 net average ... Downed 20 punts

inside the 20

- **9/20 vs. HOU:** Punted five times for 377 yards for a season-best 53.9 average
- **11/15 at TEN:** Punted four times for a season-high 47.3 net average
- **02/07 vs. DEN:** Punted seven times for 315 yards (45.0 avg.) in Super Bowl 50

2014 (w/ CAR - 16/0, 2/0)

Played in all 16 games, including two postseason games ... Generated a gross average of 44.9 yards and net average of 36.5 yards with a career-high 26 punts inside the 20, five touchbacks, two blocks and a long of 72 yards on 72 punts ... Served as holder on extra points and field goals

- **10/19 at G.B.:** Compiled a season-high 53.9-yard gross average, the second highest of his career, on a season-high seven punts
- **11/16 vs. ATL:** Equaled second-longest punt in team history and matched career long with a 72-yard boot ... Produced a season-high 48.3-yard net average
- **1/3 vs. ARI:** Tied team record for the most punts inside the 20 in a postseason game with three

2013 (w/ CAR - 16/0, 1/0)

Played in all 16 games, including one playoff contest ... Set Carolina records with a gross average of 47.8 yards, which ranked second in the NFC and fourth in the NFL, and net average of 41.6 yards, which ranked fourth in the NFC and fifth in the NFL ... Punted 70 times with a career-high 25 inside the 20, five touchbacks and a career long of 72 yards

- **11/24 at MIA:** Established a Carolina single-game record with a 56.7-yard gross average on seven punts ... Uncorked a career-long 72-yard punt, matching the second-longest punt in team history
- **12/22 vs. N.O.:** Generated a season-high net average of 47.0 yards on a season-high eight punts with two inside the 20 ... Pinned the Saints at their 2-yard line and 3-yard line
- Named NFC Special Teams Player of the Month for December, compiling a 48.1 gross average and 44.0-yard net average with eight inside the 20 and had at least one punt longer than 50 yards in all five games

2012 (w/ CAR - 16/0)

Recorded a gross average of 43.0 yards and net average of 36.5 yards with 20 punts inside the 20, seven touchbacks, one block of 63 yards on 76 punts

- **10/7 vs. SEA:** Booted a career-long 63-yard punt
- **11/4 at WAS:** Landed a season-high three punts inside the 20
- **11/11 vs. DEN:** Produced a season-high 50.1-yard gross average on a career-high nine punts
- **12/23 vs. OAK:** Generated a season-high 48.3-yard net average

COLLEGE (at Wisconsin, 2008-11)

- Played in 52 games, taking over the Badgers' punting duties as a freshman
- Generated gross average of 42.1 yards and net average of 36.7 yards with 69 punts inside the 20, 19 touchbacks, four blocks and long of 76 yards on 199 punts, the fourth most in school history
- Gross average ranks as the third highest in UW history
- Thirty five punts traveled more than 50 yards and 53 resulted in fair catches
- Majored in accounting

PERSONAL

- Attended Central High School in Brookfield, Wis.
- Ranked as the No. 4 punter in the nation by Rivals.com and No. 8 by Scout.com
- Parents are William and Jane Nortman
- Married to wife, Lexi
- Twitter handle is @BradNortmanisms

BRAD NORTMAN



REGULAR SEASON CAREER STATISTICS

YEAR	TEAM	GP	PUNTS	YARDS	GROSS AVG.	FC	NET AVG.	IN 20	LG	BLK
2012	CAR	16	76	3,267	43.0	20	36.5	20	63	1
2013	CAR	16	70	3,344	47.8	13	41.6	25	72	0
2014	CAR	16	72	3,236	44.9	20	36.5	26	72	2
2015	CAR	16	70	3,175	45.4	19	39.8	20	65	0
2016	JAX	16	77	3,589	46.6	19	39.5	27	78	0
2017	JAX	10	54	2,394	44.3	16	39.5	19	62	1
NFL totals: 6 yrs. 90		419	19,005	45.4	104	38.8	137	78	4	



POST SEASON CAREER STATISTICS

YEAR	TEAM	GP	PUNTS	YARDS	GROSS AVG.	FC	NET AVG.	IN 20	LG	BLK
2013	CAR	1	2	84	42.0	2	42.0	1	51	0
2014	CAR	2	8	306	38.3	5	34.6	4	49	0
2015	CAR	3	15	622	41.5	8	35.4	3	61	0
NFL totals: 5 yrs. 6		25	1,012	40.5	15	35.7	8	61	0	



CAREER HIGHS

	GAME	SEASON
Punts:	9 (three times; last: 11/19/17 at CLE)	85 (2015)
Yards:	451 (11/11/12 vs. DEN)	3,797 (2015)
Gross average:	62.5 (9/11/16 vs. GB)	47.8 (2013)
Net average:	62.5 (9/11/16 vs. GB)	41.6 (2013)
Inside the 20:	5 (10/1/17 at NYJ)	30 (2014)
Long:	78 (10/2/16 vs. IND)	78 (2016)



2017 GAME-BY-GAME STATISTICS

DATE	OPP	PUNTS	YARDS	GROSS AVG.	FC	NET AVG.	IN 20	LG	BLK	
09/10	at Houston	4	187	46.8	1	36.5	0	61	0	
09/17	vs. Tennessee	5	246	49.2	2	38.2	1	59	0	
09/24	vs. Baltimore	3	150	50.0	2	50.0	1	60	0	
10/01	at New York Jets	8	361	45.1	5	44.3	5	61	0	
10/08	at Pittsburgh	5	190	38.0	1	38.0	3	42	0	
10/15	vs. LA Rams	7	274	39.1	1	32.1	2	53	1	
10/22	at Indianapolis	2	107	53.5	1	53.5	1	61	0	
BYE WEEK										
11/05	vs. Cincinnati	2	94	47.0	1	37.0	1	62	0	
11/12	vs. LA Chargers	9	431	47.9	1	42.3	3	61	0	
11/19	at Cleveland	9	354	39.3	1	36.1	2	54	0	
11/26	at Arizona									
12/03	vs. Indianapolis									
12/10	vs. Seattle									
12/17	vs. Houston									
12/24	at San Francisco									
12/31	at Tennessee									
2017 totals:		54	2,394	44.3	15	39.5	19	62	1	



2016 GAME-BY-GAME STATISTICS

DATE	OPP	PUNTS	YARDS	GROSS AVG.	FC	NET AVG.	IN 20	LG	BLK	
09/11	vs. Green Bay	2	125	62.5	0	62.5	2	67	0	
09/18	at San Diego	4	179	44.8	0	39.5	2	56	0	
09/25	vs. Baltimore	6	249	41.5	2	38.2	2	49	0	
10/02	vs. Indianapolis	5	269	53.8	1	46.2	1	78	0	
BYE WEEK										
10/16	at Chicago	5	275	55.0	1	52.2	2	60	0	
10/23	vs. Oakland	5	239	47.8	0	39.6	0	56	0	
10/27	at Tennessee	6	275	45.8	1	41.0	1	60	0	
11/06	at Kansas City	4	167	41.8	1	25.3	1	47	0	
11/13	vs. Houston	3	115	38.3	0	12.7	0	48	0	
11/20	at Detroit	6	245	40.8	3	31.7	4	54	0	
11/27	at Buffalo	6	273	45.5	1	31.7	2	61	0	
12/04	vs. Denver	8	369	46.1	3	41.1	4	65	0	
12/11	vs. Minnesota	4	163	40.8	0	38.5	1	54	0	
12/18	at Houston	6	315	52.5	2	46.2	1	67	0	
12/24	vs. Tennessee	3	143	47.7	1	48.3	1	55	0	
01/01	at Indianapolis	4	188	47.0	3	42.0	3	52	0	
2016 totals:		77	3,589	46.6	19	39.5	27	78	0	

Additional statistics: one special teams tackle on 11/6 at K.C.



2015 GAME-BY-GAME STATISTICS

DATE	OPP	PUNTS	YARDS	GROSS AVG.	FC	NET AVG.	IN 20	LG	BLK	
09/13	at Jacksonville	4	179	44.8	2	37.5	2	56	0	
09/20	vs. Houston	7	377	29.9	0	42.7	0	65	0	
09/27	vs. New Orleans	4	173	43.3	1	22.8	1	55	0	
10/04	at Tampa Bay	4	154	38.5	1	29.8	2	56	0	
BYE WEEK										
10/18	at Seattle	5	243	48.6	1	43.0	1	59	0	
10/25	vs. Philadelphia	4	157	39.3	2	38.8	3	45	0	
11/02	vs. Indianapolis	7	293	41.9	2	39.6	1	61	0	
11/08	vs. Green Bay	6	289	48.2	1	45.2	0	60	0	
11/15	at Tennessee	4	189	47.3	2	47.3	2	63	0	
11/22	vs. Washington	4	207	51.8	1	46.0	1	56	0	
11/26	at Dallas	2	80	40.0	1	36.0	1	58	0	
12/06	at New Orleans	3	114	38.0	1	35.7	1	45	0	
12/13	vs. Atlanta	4	196	49.0	0	46.5	0	65	0	
12/20	at N.Y. Giants	7	318	45.4	3	40.9	1	59	0	
12/27	at Atlanta	3	130	43.3	1	36.7	2	63	0	
01/03	vs. Tampa Bay	2	76	38.0	1	38.0	2	51	0	
2015 totals:		70	3,175	45.4	19	39.8	20	65	0	
01/17	vs. Seattle	5	188	37.6	3	36.0	2	46	0	
01/24	vs. Arizona	3	119	39.7	1	39.0	0	44	0	
02/07	at Denver	7	315	45.0	4	33.4	1	61	0	
Postseason totals:		15	622	41.5	8	35.4	3	61	0	



2014 GAME-BY-GAME STATISTICS

DATE	OPP	PUNTS	YARDS	GROSS AVG.	FC	NET AVG.	IN 20	LG	BLK	
09/07	at Tampa Bay	6	282	47.0	1	37.7	2	54	0	
09/14	vs. Detroit	6	269	44.8	2	36.2	1	57	0	
09/21	vs. Pittsburgh	4	210	52.5	0	43.3	2	65	0	
09/28	at Baltimore	4	194	48.5	2	39.0	0	58	0	
10/05	vs. Chicago	5	241	48.2	1	38.2	2	62	0	
10/12	at Cincinnati	1	38	38.0	0	38.0	0	38	0	
10/29	at Green Bay	7	377	42.7	0	42.7	2	67	0	
10/26	vs. Seattle	2	78	39.0	1	39.0	1	47	0	
10/30	vs. New Orleans	6	253	41.8	4	41.8	3	58	0	
11/10	at Philadelphia	7	333	35.4	2	35.4	1	59	0	
11/16	vs. Atlanta	6	214	35.7	2	35.7	3	42	0	
BYE WEEK										
11/30	at Minnesota	4	146	16.8	0	16.8	1	43	2	
12/07	at New Orleans	4	158	22.5	0	22.5	2	49	0	
12/14	vs. Tampa Bay	3	99	33.0	3	33.0	3	37	0	
12/21	vs. Cleveland	4	199	43.8	2	43.8	1	60	0	
12/28	at Atlanta	3	145	48.3	0	48.8	2	72	0	
2014 totals:		72	3,236	44.9	20	37.5	26	72	2	
01/03	vs. Arizona	4	149	37.3	2	32.3	3	49	0	
01/10	at Seattle	4	157	39.3	3	37.0	1	48	0	
Postseason totals:		8	306	38.2	5	34.6	4	49	0	



2013 GAME-BY-GAME STATISTICS

DATE	OPP	PUNTS	YARDS	GROSS		NET				
				AVG.	FC	AVG.	IN 20	LG	BLK	
09/08	vs. Seattle	5	239	47.8	0	38.2	2	57	0	
09/15	at Buffalo	5	257	51.4	2	43.6	3	62	0	
09/22	vs. N.Y. Giants	2	97	48.5	0	38.5	0	49	0	
BYE WEEK										
10/06	at Arizona	4	195	48.8	0	38.8	1	63	0	
10/13	at Minnesota	3	99	33.0	2	33.0	3	34	0	
10/20	vs. St. Louis	3	154	51.3	0	42.7	1	56	0	
10/24	at Tampa Bay	4	216	43.2	1	42.0	3	59	0	
11/03	vs. Atlanta	3	128	42.7	1	37.3	2	57	0	
11/10	at San Francisco	7	320	45.7	0	37.9	2	65	0	
11/18	vs. New England	2	87	43.5	1	37.0	0	50	0	
11/24	at Miami	7	397	56.7	0	46.6	0	72	0	
12/01	vs. Tampa Bay	3	138	46.0	2	46.0	1	55	0	
12/08	at New Orleans	5	227	45.4	1	42.0	1	57	0	
12/15	vs. N.Y. Jets	2	92	46.0	0	46.0	1	52	0	
12/22	vs. New Orleans	8	406	50.8	1	47.0	2	60	0	
12/29	at Atlanta	6	292	48.7	2	39.7	3	64	0	
2013 totals:		70	3,344	47.8	13	41.6	25	72	0	
01/12	vs. San Francisco	2	84	42.0	2	42.0	1	51	0	
Postseason totals:		2	84	42.0	2	42.0	1	51	0	




2012 GAME-BY-GAME STATISTICS

DATE	OPP	PUNTS	YARDS	GROSS		NET				
				AVG.	FC	AVG.	IN 20	LG	BLK	
09/09	at Tampa Bay	5	199	39.8	3	33.2	2	47	1	
09/16	vs. New Orleans	5	229	45.8	1	35.8	2	58	0	
09/20	vs. N.Y. Giants	3	125	41.7	1	33.0	1	44	0	
09/30	at Atlanta	6	271	45.2	3	42.3	2	49	0	
10/07	vs. Seattle	7	318	45.4	0	39.9	2	63	0	
BYE WEEK										
10/21	vs. Dallas	6	248	41.3	2	38.5	2	55	0	
10/28	at Chicago	3	77	25.7	0	22.0	0	36	0	
11/04	at Washington	5	161	32.2	0	33.0	3	49	0	
11/11	vs. Denver	9	451	50.1	1	36.2	1	59	0	
11/18	vs. Tampa Bay	6	274	45.7	1	39.8	1	55	0	
11/26	at Philadelphia	5	188	37.6	3	31.2	0	44	0	
12/02	at Kansas City	4	184	46.0	2	39.5	1	51	0	
12/09	vs. Atlanta	2	88	44.0	1	34.0	1	58	0	
12/16	at San Diego	4	158	39.5	2	28.8	1	44	0	
12/23	vs. Oakland	4	195	48.8	0	48.3	1	55	0	
12/30	at New Orleans	2	101	50.5	0	41.0	0	54	0	
2012 totals:		76	3,267	43.0	7	37.0	20	63	1	

PATRICK OMAMEH

77 PATRICK OMAMEH

OFFENSIVE LINEMAN
6-4 327 LBS.
MICHIGAN
BORN DECEMBER 29, 1989
COLUMBUS, OHIO
ACQ: FREE AGENT 2016
EXP: 5TH YEAR



TRANSACTIONS

Originally signed with San Francisco as an undrafted rookie on 5/7/13 ... Signed by Tampa Bay from San Francisco's practice squad on 10/11/13 ... Waived by Tampa Bay on 9/4/15 ... Claimed off waivers by Chicago on 9/6/15 ... Signed with Jacksonville as a free agent on 6/2/16 ... Placed on injured reserve on 11/21/16

PRO (Games played/started - 49/40)

- Fifth-year OG has spent time with Tampa Bay, Chicago and Jacksonville
- Began career as an undrafted free agent with San Francisco in 2013

2017 (w/ JAX - 9/9)

- **9/10 at HOU:** Started at LG and helped pave the way for the team to rush for 155 yards ... Did not allow a sack
- **9/17 vs. TEN:** Started at LG
- **9/24 vs. BAL:** Started at LG and helped the team rush for 166 yards and did not allow a sack
- **10/1 at NYJ:** Started at LG and helped the team rush for 175 yards
- **10/8 at PIT:** Started at LG and helped the team rush for 231 yards
- **10/15 vs LAR:** Started at LG and helped the team rush for 169 yards
- **10/22 at IND:** Started at LG and helped the team rush for 188 yards
- **11/5 vs. CIN:** Started at LG and helped the team rush for 149 yards ... Part of a unit that did not allow a sack for the third time this season
- **11/12 vs. LAC:** Started at LG and played through the first half, helping the team rush for 135 yards
- **11/19 at CLE:** Inactive (knee)

2016 (w/ JAX - 10/7)

Placed on injured reserve on 11/21/16 after starting seven of 10 games played

- **9/11 vs. G.B.:** Played five snaps on special teams in Jaguars debut
- **9/18 at S.D.:** Saw action at LT after **Kelvin Beachum** exited the game in the third quarter
- **9/25 vs. BAL:** Saw action on special teams
- **10/2 vs. IND:** Started as an extra offensive lineman and then played 58 snaps at LG after **Luke Joeckel's** knee injury
- **10/16 at CHI:** Started at LG
- **10/23 vs. OAK:** Started at LG
- **10/27 at TEN:** Started at LG
- **11/6 at K.C.:** Started at LG, helping the team rush for a season-high 205 yards
- **11/13 vs. HOU:** Started at LG
- **11/20 at DET:** Started at LG before exiting the game with a foot injury

2015 (w/ CHI - 14/9)

Appeared in 14 games (9 starts) at RG

2014 (w/ T.B. - 16/16)

Started all 16 games at RG

- **9/7 vs. WAS:** Made NFL debut and his first career start
- **9/14 vs. STL:** Started at right guard helping pave the way for Bobby Rainey's 144-yard rushing day
- **12/28 vs. NO:** Helped pave the way for 183 rushing yards by the Buccaneers, the most the team had recorded since 2013 (11/17/13 vs. Atlanta)

2013 (w/ T.B. - 0/0)

Inactive all 16 games

COLLEGE (at Michigan 2008-12)

- Started 41-of-45 games at Michigan (2008-12), including every game his final three seasons
- Earned first-team All-Big Ten honors as a senior
- Named to the 2012 Allstate AFCA Good Works Team


PERSONAL

- Attended St. Francis De Sales High School (Columbus, Ohio)
- Earned first-team all-state honors as a senior
- Born Patrick Omameh on December 29, 1989 in Columbus, Ohio

JAMES O'SHAUGHNESSY

80 JAMES O'SHAUGHNESSY

TIGHT END
6-4 245 LBS
ILLINOIS STATE
BORN JANUARY 14, 1992
NAPERVILLE, ILLINOIS
ACQ: WAIVERS (NEW ENGLAND) 2017
EXP: 3RD YEAR



TRANSACTIONS

Originally drafted by Kansas City in the fifth round (173rd overall) in the 2015 NFL Draft ... Traded to New England with a 2017 sixth-round draft selection (216th overall) in exchange for a 2017 fifth-round draft selection (183rd overall) on 4/29/17 ... Waived by New England on 9/2/17 ... Signed by Jacksonville on 9/3/17

PRO (Games played/started - 33/6, 1/0)

Appeared in 29 games over three seasons, recording 12 receptions for 127 yards

2017 (w/ JAX - 10/0)

- **9/10 at HOU:** Saw action at TE and recorded one reception for 18 yards and recorded one special teams tackle
- **9/17 vs. TEN:** Saw action at TE and on special teams
- **9/24 vs. BAL:** Recorded one reception for 12 yards
- **10/1 at NYJ:** Saw action at TE and on special teams
- **10/8 at PIT:** Saw action at TE and on special teams and recorded one solo special teams tackle
- **10/15 vs LAR:** Recorded two receptions for 11 yards
- **10/22 at IND:** Saw action at TE and on special teams
- **11/5 vs. CIN:** Recorded one reception for six yards
- **11/12 vs. LAC:** Saw action at TE and on special teams
- **11/19 at CLE:** Recorded one reception for 12 yards and saw action on special teams

2016 (w/ K.C. - 16/3, 1/0)

Appeared in all 16 games, making three starts and recording two receptions for minus-one yard

2015 (w/ K.C. - 7/3, 1/0)

Appeared in all 7 games, making three starts and recorded six receptions for 87 yards ... Was placed on injured/reserve on 11/17/15

COLLEGE (at Illinois State, 2010-14)

- Played in 49 games with 37 starts, totaling 67 receptions for 1,170 yards and 14 TDs
- Earned All-Missouri Valley Football Conference second-team honors as a senior after totaling 29 receptions for 544 yards and nine TDs

PERSONAL

- Attended Naperville North High School
- Three-year letterman

REGULAR SEASON CAREER STATISTICS

YEAR	TEAM	GP/GS	NO	YDS	AVG	LG	TD
2015	KC	7/3	6	87	14.5	30	0
2016	KC	16/3	2	-1	-0.5	0	0
2017	JAX	10/0	6	59	9.8	18	0
NFL totals: 3 yrs.		33/6	14	145	10.4	30	0

2017 GAME-BY-GAME STATISTICS


DATE	OPP	RECs	YDS	AVG.	LG	TD
09/10	at Houston	1	18	18.0	18	0
09/17	vs. Tennessee	0	0	0.0	-	0
09/24	vs. Baltimore	1	12	12.0	12	0
10/01	at New York Jets	0	0	0.0	-	0
10/08	at Pittsburgh	0	0	0.0	-	0
10/15	vs. LA Rams	2	11	5.5	9	0
10/22	at Indianapolis	0	0	0.0	-	0
BYE WEEK						
11/05	vs. Cincinnati	1	6	6.0	6	0
11/12	vs. LA Chargers	0	0	0.0	-	0
11/19	at Cleveland	1	12	12.0	12	0
11/26	at Arizona					
12/03	vs. Indianapolis					
12/10	vs. Seattle					
12/17	vs. Houston					
12/24	at San Francisco					
12/31	at Tennessee					
2017 totals:		6	59	9.8	18	0

Additional Statistics: two special teams tackles

JERMEY PARNELL

78 JERMEY PARNELL

OFFENSIVE LINEMAN
6-6 326 LBS.
MISSISSIPPI
BORN JULY 20, 1986
BLYTHEVILLE, ARKANSAS
ACQ: UFA (DALLAS) 2015
EXP: 7TH YEAR



TRANSACTIONS

Originally signed by New Orleans as an undrafted rookie on 5/4/09 ... Waived on 9/4/09 ... Signed by New Orleans to the practice squad on 9/6/09 ... Waived on 9/4/10 ... Claimed off waivers by Miami on 9/5/10 ... Waived on 9/25/10 ... Signed by New Orleans to the practice squad on 9/28/10 ... Signed by Dallas to the 53-man roster on 10/24/10 ... Signed by Jacksonville as an unrestricted free agent on 3/11/15

PRO (Games played/started - 93/46)

- Seventh-year OT spent time with New Orleans, Miami and Dallas before signing with Jacksonville on 3/11/15
- Blocked for NFL's leading rusher RB **DeMarco Murray** in 2014 and did not allow a sack at RT
- Began career as an undrafted free agent with New Orleans in 2009

2017 (w/ JAX - 8/8)

- **9/10 at HOU:** Started at RT and helped pave the way for the team to rush for 155 yards ... Did not allow a sack
- **9/17 vs. TEN:** Started at RT
- **9/24 vs. BAL:** Started at RT and helped the team rush for 166 yards and did not allow a sack
- **10/1 at NYJ:** Started at RT and helped the team rush for 175 yards
- **10/8 at PIT:** Started at RT and helped the team rush for 231 yards
- **10/15 vs LAR:** Started at RT and helped the team rush for 169 yards
- **10/22 at IND:** Started at RT and helped the team rush for 188 yards
- **11/5 vs. CIN:** Started at RT and helped the team rush for 149 yards ... Part of a unit that did not allow a sack for the third time this season
- **11/12 vs. LAC:** Inactive (knee)
- **11/19 at CLE:** Inactive (knee)

2016 (w/ JAX - 16/16)

Part of a unit that allowed the team's fewest sacks since 2007 (34)

- **9/11 vs. G.B.:** Started at RT in his 70th career game
- **9/18 at S.D.:** Started at RT
- **9/25 vs. BAL:** Started at RT
- **10/2 vs. IND:** Started at RT and played in all 72 offensive snaps, helping the team rush for 136 yards
- **10/16 at CHI:** Started at RT
- **10/23 vs. OAK:** Started at RT
- **10/27 at TEN:** Started at RT
- **11/6 at K.C.:** Started at RT, helping the team rush for a season-high 205 yards
- **11/13 vs. HOU:** Started at RT
- **11/20 at DET:** Started at RT and was part of an offensive line that did not allow a sack
- **11/27 at BUF:** Started at RT and helped the team rush for 183 yards
- **12/4 vs. DEN:** Started at RT and helped the team rush for 154 yards
- **12/11 vs. MIN:** Started at RT
- **12/18 at HOU:** Started at RT
- **12/24 vs. TEN:** Started at RT
- **1/1 at IND:** Started at RT, helping the team rush for 182 yards

2015 (w/ JAX - 15/15)

Played in 15 games with a career-high 15 starts at RT

- **9/13 vs. CAR:** Made his Jaguars debut at RT in team's season opener
- **9/20 vs. MIA:** Started at RT, helped the Jaguars rush for 123 yards and did not allow a sack
- **10/4 at IND:** Started at RT, helping RB **T.J. Yeldon** rush for 100+ yards
- **10/25 vs. BUF:** Started at RT, helping RB T.J. Yeldon rush for a season-high 115 yards
- **12/13 vs. IND:** Started at RT, helping the Jaguars rush for a season-high 154 yards

2014 (w/ DAL - 16/5)

Appeared in all 16 games with a career-high five starts at RT ... Also saw time on special teams and as extra OL in jumbo packages ... Had only one penalty for five yards ... Did not allow a sack ... Part of OL that ranked ninth in the NFL with 30 sacks allowed ... Blocked for Pro Bowl QB **Tony Romo** who led NFL in passer rating (113.2), completion percentage (69.9) and yards-per-attempt (8.52) ... Part of OL that blocked for NFL rushing leader RB **DeMarco Murray** who set franchise record with 1,845 rushing yards and NFL-high 2,261 yard from scrimmage ... Cowboys finished season ranked second in rushing yards per game (147.1)

- **10/19 vs. NYG:** Made first start of the season in place of OL **Doug Free** and blocked for DeMarco Murray's seventh consecutive 100-yard game, the first player in NFL history with seven straight 100-yard games to open a season
- **1/4 vs. DET:** Made postseason debut with a start at RT

2013 (w/ DAL - 16/1)

Played in all 16 games for the second consecutive season and made one start ... Saw most of his action in jumbo packages and on special teams

2012 (w/ DAL - 16/1)

Saw action in all 16 games for the first time in his career ... Rotated series at RT with Doug Free for the last two months of the season

- **11/22 vs. WAS:** Made first career start

2011 (w/ DAL - 6/0)

Saw action in six games, mainly on special teams

2010 (w/ MIA - 0/0; w/ DAL - 0/0)

Spent the preseason with New Orleans before he was waived on final cuts ... Was claimed off waivers by Miami on Sept. 5 and waived on Sept. 25 ... Signed by New Orleans to practice squad on Sept. 28 before he was signed to Dallas' 53-man roster on Oct. 14 ... Was inactive for all 12 games with the Cowboys

2009 (w/ NO - ps)

Spent the entire regular season on New Orleans' practice squad after signing as a rookie free agent

COLLEGE (at Mississippi, 2006-09)

- Played only one season of collegiate football
- Saw action as a senior for the first time since eighth grade and played in five games as a defensive lineman
- Was a four-year letterman for the Rebels basketball team
- Played in 30 games with seven starts as a senior, averaging 3.7 points and 3.3 rebounds while ranking second on the team with 22 blocked shots
- Majored in art

PERSONAL

- Attended Gosnell High School in Arkansas
- Two-time first-team all-state selection in basketball
- Averaged 21 points, 13 rebounds, five assists and four blocks a game as a senior
- Played summer basketball in China in 2005 and 2006, and also played AAU for the Arkansas Wings

TYLER PATMON

23

TYLER PATMON



CORNERBACK

5-10 188 LBS

OKLAHOMA STATE

BORN JANUARY 26, 1991

ROUND ROCK, TEXAS

ACQ: FREE AGENT 2017

EXP: 3RD YEAR

TRANSACTIONS

Signed as an undrafted rookie by Dallas on 5/21/14 ... Waived on 12/15/15 ... Signed by Miami to the practice squad on 12/17/15 ... Promoted to the active roster on 12/26/15 ... Waived on 7/31/16 ... Claimed off waivers by Tennessee on 8/1/16 ... Waived on 8/30/16 ... Signed by Kansas City to the practice squad on 10/20/16 ... Waived on 11/2/16 ... Signed by Kansas City to the practice squad on 11/8/16 ... Waived on 11/9/16 ... Signed by Carolina to the practice squad on 11/22/16 ... Promoted to the active roster on 1/2/17 ... Waived by Carolina 5/1/17 ... Signed by Jacksonville as a free agent on 5/22/17

PRO (Games played/started - 31/2)

Third-year CB has played in 29 games with two starts with Dallas and Miami

2017 (w/ JAX - 7/0)

- **9/10 at HOU:** Did not play
- **9/17 vs. TEN:** Did not play
- **9/24 vs. BAL:** Recorded two solo tackles
- **10/1 at NYJ:** Saw action on special teams
- **10/8 at PIT:** Saw action at CB and on special teams
- **10/15 vs LAR:** Saw action on special teams
- **10/22 at IND:** Saw action at CB
- **11/5 vs. CIN:** Inactive
- **11/12 vs. LAC:** Saw action at CB and on special teams
- **11/19 at CLE:** Assisted on one tackle and saw action on special teams

2016 (w/ K.C. & CAR - ps)

Attended training camp with Tennessee and was waived during the preseason ... Had stints on the practice squads in Kansas City and Carolina ... Spent Weeks 7-8 and part of Week 10 on the Chiefs' practice squad and Weeks 12-17 on the Panthers' practice squad

2015 (w/ DAL - 11/2; w/ MIA - 2/0)

Played in 13 games with two starts with Dallas and Miami in addition to spending one game on the Dolphins' practice squad ... Totaled 15 tackles and six passes defended, all with the Cowboys

- **9/20 at PHI:** Made his first NFL start

2014 (w/ DAL - 11/0, 2/0)

Played in 11 regular-season contests and was inactive for five games ... Posted six tackles, one INT (returned for TD), one pass defended and contributed five special teams tackles ... Played in the NFC wild-card game versus Detroit and NFC divisional playoff at Green Bay

COLLEGE (at Oklahoma State, 2013; Kansas, 2010-12)

- Finished career at Oklahoma State after transferring from Kansas following graduation with one season of eligibility remaining
- Totaled 176 tackles, 15.5 tackles for loss, seven INTs, 2.0 sacks, 31 passes defended, one forced fumble and two fumble recoveries in 48 games with 33 starts for the Cowboys and Jayhawks
- As a senior at OSU, played in 13 games and produced 30 tackles, four tackles for loss, one INT and tied for the team lead with nine passes defended along with one forced fumble and one fumble recovery (returned 78 yards for a TD)

PERSONAL

- Attended Vista Ridge High School in Cedar Park, Texas

REGULAR SEASON CAREER STATISTICS

DATE	TEAM	GP/GS	TKL	SOLO	ASST	TFL	SACKS	ST	FF	FR	INT	PD
2014	DAL	11/0	8	7	1	0	0.0	0	0	0	1	1
2015	DAL	11/2	13	11	2	0	0.0	0	0	0	0	6
2015	DET	2/0	0	0	0	0	0.0	0	0	0	0	0
2016	K.C./CAR					ps						
2017	JAX	7/0	3	2	1	0	0.0	0	0	0	0	0
NFL totals:		3 yrs. 31/2	2	20	4	0	0.0	0	0	0	1	7

Additional statistics: two kick returns for 26 yards in 2015 with Dallas

CAREER HIGHS

	GAME	SEASON
Tackles:	6 (12/29/13 at N.E.)	23 (2014)
Sacks:	1.0 (fives times; last: 9/27/15 at MIA)	3.0 (2014)
Forced fumbles:	1 (two times, last: 9/27/15 at MIA)	1 (2013, '14)
Fumble recoveries:	1 (10/26/14 at NYJ)	1 (2014)

2017 GAME-BY-GAME STATISTICS

DATE	OPP	TKL	SOLO	ASST	ST	SACKS	FF	FR	PD	INT
09/10	at Houston					DNP				
09/17	vs. Tennessee					DNP				
09/24	vs. Baltimore	2	2	0	0	0.0	0	0	0	0
10/01	at New York Jets	0	0	0	0	0.0	0	0	0	0
10/08	at Pittsburgh	0	0	0	0	0.0	0	0	0	0
10/15	vs. LA Rams	0	0	0	0	0.0	0	0	0	0
10/22	at Indianapolis	0	0	0	0	0.0	0	0	0	0
	BYE WEEK									
11/05	vs. Cincinnati					Inactive				
11/12	vs. LA Chargers	0	0	0	0	0.0	0	0	0	0
11/19	at Cleveland	1	0	1	0	0.0	0	0	0	0
11/26	at Arizona									
12/03	vs. Indianapolis									
12/10	vs. Seattle									
12/17	vs. Houston									
12/24	at San Francisco									
12/31	at Tennessee									
2017 totals:		3	2	1	0	0.0	0	0	0	0

DONALD PAYNE

52

DONALD PAYNE



LINEBACKER

5-11 217 LBS

STETSON UNIVERSITY

BORN JULY 12, 1994

FAYETTEVILLE, GEORGIA

ACQ: WAIVERS (BALTIMORE) 2017

EXP: ROOKIE

TRANSACTIONS

Originally signed by Baltimore as an undrafted free agent on 4/29/17 ... Waived by Baltimore on 9/2/17 ... Signed by Jacksonville on 9/3/17

PRO (Games played/started - 8/0)

Spent offseason program and training camp with the Baltimore Ravens before being claimed off waivers by Jacksonville

- Team-leading eight special team tackles

2017 (w/ JAX - 8/0)

- **9/10 at HOU:** Saw action on special teams and recorded one solo special teams tackle
- **9/17 vs. TEN:** Saw action on special teams
- **9/24 vs. BAL:** Saw action on special teams
- **10/1 at NYJ:** Did not play
- **10/8 at PIT:** Saw action on special teams
- **10/15 vs LAR:** Inactive
- **10/22 at IND:** Saw action on special teams and recorded two special teams tackles (one solo)
- **11/5 vs. CIN:** Recorded one solo special teams tackle
- **11/12 vs. LAC:** Led the team with three solo special teams tackles
- **11/19 at CLE:** Recorded one solo special teams tackle before leaving the game with a hamstring injury and not returning

COLLEGE (at Stetson University, 2013-16)

- Three-time Defensive Player of the Year in the Pioneer Football League
- Played in 44 career games and totaled 538 tackles (344 solo), nine INTs, 14.0 sacks, 65.5 tackles for a loss, 42 passes defensed, seven forced fumbles, eight fumble recoveries and three blocked kicks
- 2013 Pioneer Football League Defensive Rookie of the Year

PERSONAL

- Attended Landmark Christian (Fayetteville, Ga.) where he was first team All-State as a senior and was also named first team All-Region his final three years

REGULAR SEASON CAREER STATISTICS

YEAR	TEAM	GP/GS	TKL	SOLO	ASST	ST	SACKS	FF	FR	PD
2017	JAX	8/0	0	0	0	8	0.0	0	0	0
NFL totals: 1 yr.		8/0	0	0	0	8	0.0	0	0	0


2017 GAME-BY-GAME STATISTICS

DATE	OPP	TKL	SOLO	ASST	TFL	SACKS	ST	FF	FR	INT	PD
09/10	at Houston	0	0	0	0	0.0	1	0	0	0	0
09/17	vs. Tennessee	0	0	0	0	0.0	0	0	0	0	0
09/24	vs. Baltimore	0	0	0	0	0.0	0	0	0	0	0
10/01	at New York Jets				DNP						
10/08	at Pittsburgh	0	0	0	0	0.0	0	0	0	0	0
10/15	vs. LA Rams				Inactive						
10/22	at Indianapolis	0	0	0	0	0	2	0	0	0	0
	BYE WEEK										
11/05	vs. Cincinnati	0	0	0	0	0	1	0	0	0	0
11/12	vs. LA Chargers	0	0	0	0	0	3	0	0	0	0
11/19	at Cleveland	0	0	0	0	0	1	0	0	0	0
11/26	at Arizona										
12/03	vs. Indianapolis										
12/10	vs. Seattle										
12/17	vs. Houston										
12/24	at San Francisco										
12/31	at Tennessee										
2017 totals:		0	0	0	0	0.0	8	0	0	0	0

LARRY PINKARD

18

LARRY PINKARD



WIDE RECEIVER

6-0 196 LBS

OLD DOMINION

BORN FEBRUARY 25, 1992

WASHINGTON D.C.

ACQ: FREE AGENT 2017

EXP: 1ST YEAR

TRANSACTIONS

Originally signed by Green Bay as undrafted rookie on 5/28/15 ... Waived by Green Bay on 9/5/15 ... Signed by Oakland to the practice squad on 12/15/15 ... Signed by Jacksonville on 4/17/17 ... Waived on 9/1/17 ... Signed to the practice squad by Jacksonville on 9/12/17 ... Activated to the 53-man roster on 11/18/17

PRO (Games played/started - 1/0)

- First-year WR has spent time on the practice squad with Green Bay, Oakland and Jacksonville

2017 (w/ JAX - 1/0)

- **11/19 at CLE:** Made his NFL and Jaguars debut and recorded one solo special teams tackle and saw action at WR

COLLEGE (at Old Dominion, 2010-13)

- His 160 career receptions are third most in school history and his 2,338 receiving yards are second in school history
- In 2013, started all 12 games at wide receiver and led the team with 68 receptions for 1,020 yards and nine touchdowns
- His 68 receptions were the second most in a single-season by a receiver and he is just the second ODU receiver to record a 1,000-yard season
- Had 55 receptions for 830 yards and seven touchdowns in 2012, which was third on the team in receiving yards and tied for second in touchdowns

PERSONAL

- Attended Ballou High School (Washington D.C.) and was second-team All-Met and All-District DCIAA East Offense
- Son of Larry Green and Michele Pinkard-Green and also has two sisters, Lashelle and LaTonya, and two brothers, Jacqua and Ayinde

REGULAR SEASON CAREER STATISTICS

YEAR	TEAM	GP/GS	RECs	YDS	AVG.	LG	TD
2017	JAX	1/0	0	0	0	-	0
NFL totals: 1 yr.		1/0	0	0	0	-	0

2017 GAME-BY-GAME STATISTICS

DATE	OPP	RECs	YDS	AVG.	LG	TD
09/10	at Houston			ps		
09/17	vs. Tennessee			ps		
09/24	vs. Baltimore			ps		
10/01	at New York Jets			ps		
10/08	at Pittsburgh			ps		
10/15	vs. LA Rams			ps		
10/22	at Indianapolis			ps		
BYE WEEK						
11/05	vs. Cincinnati			ps		
11/12	vs. LA Chargers			ps		
11/19	at Cleveland	0	0	0.0	-	0
11/26	at Arizona					
12/03	vs. Indianapolis					
12/10	vs. Seattle					
12/17	vs. Houston					
12/24	at San Francisco					
12/31	at Tennessee					
2017 totals:		0	0	0.0	-	0

Additional statistics: one special teams tackle

WILLIAM POEHLS

[75]

WILLIAM POEHLS

OFFENSIVE LINEMAN

6-8 344 LBS

MONTANA

BORN NOVEMBER 27, 1991

CHANDLER, ARIZONA

ACQ: WAIVERS (CHICAGO) 2017

EXP: 1ST YEAR



TRANSACTIONS

Originally signed with Tennessee as an undrafted free agent on 5/16/14 ... Waived on 8/30/14 ... Signed to the practice squad by Tennessee on 9/1/14 ... Waived on 9/5/15 ... Signed to the practice squad by Tennessee on 9/7/15 ... Waived by Tennessee on 9/3/16 ... Signed to the practice squad by Buffalo on 9/19/16 ... Released from practice squad by Buffalo on 10/27/16 ... Signed to the practice by Chicago on 11/2/16 ... Waived by Chicago on 9/2/17 ... Signed by Jacksonville on 9/3/17

PRO (Games played/started - 0/0)

Has spent time on Tennessee's, Buffalo's and Chicago's practice squad

2017 (w/ JAX - 0/0)

- 9/10 at HOU: Inactive
- 9/17 vs. TEN: Inactive
- 9/24 vs. BAL: Inactive
- 10/1 at NYJ: Inactive
- 10/8 at PIT: Inactive
- 10/15 vs LAR: Inactive
- 10/22 at IND: Inactive
- 11/5 vs. CIN: Inactive
- 11/12 vs. LAC: Inactive
- 11/19 at CLE: Inactive

COLLEGE (at Montana, 2010-13)

- Appeared in 45 career games with 27 starts
- Named a second-team All-Big Sky Conference selection his senior year

PERSONAL

- Earned three letters in both football and wrestling and was a team captain in both sports at Chandler High School
- Named a 5A first-team all-state and all-region selection as a senior and all-region as a junior

PAUL POSLUSZNY

51

PAUL POSLUSZNY



LINEBACKER

6-2 232 LBS.


PENN STATE

BORN OCTOBER 10, 1984

ALTIQUIPPA, PENNSYLVANIA

ACQ: UFA (BUFFALO) 2011

EXP: 11TH YEAR



TRANSACTIONS

Originally drafted by Buffalo in the second round (34th overall) of the 2007 draft ... Signed by Jacksonville as an unrestricted free agent on 7/29/11

PRO (Games played/started - 139/137)

- 11th-year LB is in his sixth season with the Jaguars
- Has registered 940 tackles as a Jaguar, the second-most in franchise history
- Voted to Pro Bowl in 2013
- Owns two of the four highest tackle totals in Jaguars history as he compiled 192 tackles in 2011, the fourth-most for a season
- Selected as a defensive captain by his teammates for the 2017 season

2017 (w/ JAX - 10/8)

- **9/10 at HOU:** Started at MLB and recorded two tackles (one solo)
- **9/17 vs. TEN:** Recorded five tackles (four solo) and one tackle for a loss
- **9/24 vs. BAL:** Started at MLB and recorded three solo tackles, a tackle for a loss and a pass defended
- **10/1 at NYJ:** Started at MLB and recorded two tackles (one solo)
- **10/8 at PIT:** Started at MLB and recorded one solo tackle
- **10/15 vs. LAR:** Started at MLB
- **10/22 at IND:** Saw action at LB and on special teams
- **11/5 vs. CIN:** Started at MLB and recorded two solo tackles
- **11/12 vs. LAC:** Recorded two solo tackles
- **11/19 at CLE:** Started at MLB and recorded five tackles (three solo)

2016 (w/ JAX - 16/16)

Started and played all 16 games at MLB ... Led the team with 133 tackles (97 solo), the eighth time in the last nine seasons that he's tallied 100-plus tackles

- **9/11 vs. G.B.:** Made five tackles (four solo) at MLB in the team's season opener
- **9/18 at S.D.:** Started at MLB and tallied a team-high 11 tackles (six solo)
- **9/25 vs. BAL:** Posted a team-high 12 tackles (10 solo) and his 15th career INT
- **10/2 vs. IND:** Started at MLB and recorded seven tackles (five solo) and a tackle for a loss ... Posted his second career multi-sack game (1.5 sacks)
- **10/16 at CHI:** Led the team with 11 tackles (10 solo), including one tackle for loss
- **10/23 vs. OAK:** Finished second on the team with eight tackles (seven solo), including one tackle for loss
- **10/27 at TEN:** Finished third on the team with 10 tackles (six solo)
- **11/6 at K.C.:** Led the team with 10 tackles (six solo) and registered one QB hit
- **11/13 vs. HOU:** Started at MLB and tallied five tackles (four solo)
- **11/20 at DET:** Started at MLB and made six tackles (five solo), including one tackle for loss
- **11/27 at BUF:** Started at MLB and tallied six tackles (five solo), including two tackles for loss
- **12/4 vs. DEN:** Started at MLB and made six solo tackles
- **12/11 vs. MIN:** Started at MLB and made 10 tackles (eight solo), including one tackle for loss
- **12/18 at HOU:** Started at MLB and recorded 11 tackles (five solo) ... With his seventh tackle of the game, Posluszny became the second Jaguar in team history to record 900 tackles, joining Daryl Smith (1,089) as the only two players to record at least 900 tackles in a Jaguars uniform
- **12/24 vs. TEN:** Started at MLB and recorded a team-high nine tackles (seven solo) and one pass defended
- **1/1 at IND:** Started at MLB and recorded five tackles (two solo), a tackle for a loss and one pass defended

2015 (w/ JAX - 14/14)

Started and played in 14 games, missing two games because of ankle and hand injuries ... Led the team with 133 tackles (103 solo), the seventh time in the last eight seasons that he's tallied 100+ tackles ... Tied for the team lead (LB **Telvin Smith**) with 13 tackles for loss, the most by a Jaguars LB since LB **Kevin Hardy's** 13 tackles for loss in 1999 ... Tied a career-high with three INTs

- **9/13 vs. CAR:** In his 100th game and start, made nine tackles (eight solo) and recorded a 19-yard interception return in the second quarter
- **9/20 vs. MIA:** Made seven solo tackles and registered one QB hurry
- **9/27 at N.E.:** Made a game-high 18 tackles (14 solo)
- **10/18 vs. HOU:** Made 10 tackles (nine solo), including two tackles for loss
- **10/25 vs. BUF:** Made seven tackles (six solo), including one tackle for loss ... Added his 13th career interception
- **11/8 at NYJ:** Made seven tackles (three solo), including one tackle for loss

- **11/15 at BAL:** Was second on the team with 10 tackles (six solo) and recorded one pass defended
- **11/29 vs. S.D.:** Led the team with 11 tackles (11 solo), including a season-high three tackles for loss
- **12/6 at TEN:** Led the team with 13 tackles (10 solo), including two tackles for loss ... Exited the game in the fourth quarter with a hand injury
- **12/20 vs. ATL:** Tallied a team-high 10 tackles (nine solo), including two tackles for loss, one interception and one pass defended
- **12/27 at N.O.:** Posted nine tackles (seven solo), and 1.0 sack and one pass defended
- **1/3 at HOU:** Started at MLB and made 10 tackles (four solo)

2014 (w/ JAX - 7/7)

Started the first seven games at MLB before suffering a season-ending torn pectoral muscle on Oct. 19 vs. Cleveland ... Ranked fifth on the club with 69 tackles (47 solo), two sacks, one pass defended, two tackles for loss, three QB hits and one fumble recovery

- **9/7 at PHI:** Started at MLB in season-opener and paced team with 12 tackles (11 solo) ... Left the game in the third quarter with a knee injury but returned to the game
- **9/14 at WAS:** Ranked second on the team with seven tackles (four solo)
- **9/21 at IND:** Led team with 11 tackles (seven solo)
- **9/28 at S.D.:** Registered a game-high 11 tackles (9 solo)
- **10/5 vs. PIT:** Totaled a team-high 12 tackles (nine solo) along with one sack, one tackle for loss, one QB hit and a pass defended
- **10/19 vs. CLE:** Registered a game-high 12 tackles (five solo) along with one sack, one tackle for loss, one QB hit and one fumble recovery ... Suffered a torn pectoral muscle in the second half
- **10/21:** Placed on injured reserve

2013 (w/ JAX - 15/15)

Replaced injured LB **NaVarro Bowman** on the Pro Bowl roster ... Started 15 games at LB and led the Jaguars for the third consecutive season with 161 tackles (121 solo) and tied for team lead with two INTs ... The 161 tackles ranked second in the NFL ... Added a career-high 3.0 sacks and 10 passes defended along with six tackles for loss, two forced fumbles, one fumble recovery and seven QB pressures ... Played 1,038 snaps, the second-most on the team

- **9/15 at OAK:** Posted nine tackles, one sack, one QB hit and one pass defended ... Sacked QB **Terrelle Pryor** in the fourth quarter
- **9/22 at SEA:** Registered a game-high 12 tackles (five solo) along with an INT, one tackle for loss and one pass defended ... Intercepted QB **Russell Wilson** in the third quarter to set up a Jaguars TD
- **10/13 at DEN:** Intercepted QB **Peyton Manning** with 36 seconds remaining in the first half and returned it 59 yards for his first career TD ... Marked the fourth-longest return in team history and longest by a LB
- **10/20 vs. S.D.:** Totaled a season-high 14 tackles (13 solo)
- **10/27 vs. S.F.:** Made a team-high 12 tackles (10 solo)
- **11/10 at TEN:** Forced a fumble of RB **Chris Johnson** on the first play from scrimmage and recovered it to set up a Jaguars TD
- **11/17 vs. ARI:** Inactive (concussion), marking first missed game as a Jaguar
- **11/24 at HOU:** Returned to the lineup and posted a game-high 14 tackles (11 solo) along with two tackles for loss, one QB hit and one pass defended
- **12/1 at CLE:** Paced team with 11 tackles (seven solo), two tackles for loss, a half sack, one QB hit and one pass defended. Split a sack with DE **Jason Babin** in the third quarter
- **12/5 vs. HOU:** Posted double-digit tackles for the third straight game, finishing with a team-high 13 stops (10 solo) along with one tackle for loss and one QB hit
- **12/15 vs. BUF:** Led team with 13 tackles (nine solo) including a sack of QB **E.J. Manuel** in the first quarter ... Set single-season career-high for sacks (2.5)
- **12/22 vs. TEN:** Tallied a game-high 13 tackles (10 solo), his fifth straight game with double-digit tackles ... Split a sack of QB **Ryan Fitzpatrick** with DT **Abry Jones** in the first quarter

2012 (w/ JAX - 16/16)

Started all 16 games for the second consecutive season and third time overall ... Led team with a single-season franchise record 231 tackles, surpassing the previous mark of 230 set by LB **Hardy Nickerson** in 2001 ... Matched his career-high two sacks and three INTs ... Added two forced fumbles and four passes defended ... Had double-digit tackles in 15 of 16 games

- **9/9 at MIN:** Registered 16 tackles (10 solo) with one tackle for loss
- **9/16 vs. HOU:** Logged 17 tackles (10 solo) with one tackle for loss
- **9/23 at IND:** Intercepted a QB **Andrew Luck** pass in the third quarter and returned it 13 yards before a lateral to S **Dawan Landry** added nine yards
- **11/4 vs. DET:** Led team with 17 tackles (12 solo)
- **11/18 at HOU:** Forced an RB **Arian Foster** fumble in the third quarter, intercepted QB **Matt Schaub** in the fourth quarter and finished with a team-high 18 tackles
- **11/25 vs. TEN:** Caused a RB **Chris Johnson** fumble in the fourth quarter
- **12/2 at BUF:** Intercepted QB **Ryan Fitzpatrick** in the second quarter and made a team-high 13 tackles (five solo) with two QB pressures
- **12/9 vs. NYJ:** Totaled a team-high 17 tackles (10 solo)
- **12/16 at MIA:** Registered a career-high 21 tackles (15 solo), tied for the fifth-most in franchise history

PAUL POSLUSZNY

- **12/23 vs. N.E.:** Had 11 tackles (eight solo) with two QB pressures
- **12/30 at TEN:** Totaled 13 tackles (nine solo) with a career-high two sacks, two tackles for loss and one pass defended

2011 (w/ JAX - 16/16)

Started all 16 games at MLB in his first season with the Jaguars ... Led club with 192 tackles (132 solo) and ranked second with nine tackles for loss ... The 192 tackles ranked as second-most in franchise history and marked his fourth straight season with 100-plus tackles ... Tied for the team-lead with two INTs ... Added seven QB pressures, one forced fumble, two passes defended and two sacks ... Played major role on defense that ranked sixth in the NFL (313.0-yard average), the highest ranking for the club since 2006 (2nd) ... Recorded double-digit tackles in 11 of 16 games

- **9/11 vs. TEN:** Did not miss a snap and had four tackles and one pass defended in his Jaguars debut
- **9/18 at NYJ:** Led team with 14 tackles
- **10/2 vs. N.O.:** Posted a team-high 16 tackles (13 solo) along with one sack, one tackle for loss and one pass defended
- **10/9 vs. CIN:** Tallied a team-high 15 tackles while not missing a snap
- **10/16 at PIT:** Returned to home state and registered a career-high 19 tackles and one tackle for loss
- **10/30 at HOU:** Paced team with 15 tackles (eight solo), one tackle for loss and one QB pressure
- **11/13 at IND:** Intercepted QB **Curtis Painter** in the fourth quarter and split a sack with DL **John Chick** of Painter in the second quarter ... Totaled 11 tackles (eight solo) and one tackle for loss
- **11/20 at CLE:** Split a sack with DL **Matt Roth** in the third quarter and led team with 13 tackles (six solo)
- **11/27 vs. HOU:** Forced a fumble by RB **Arian Foster** in the first quarter that was scooped up by CB **Ashton Youboty** and returned 38 yards for a TD
- **12/11 vs. T.B.:** Intercepted QB **Josh Freeman** in the third quarter and paced team with 12 tackles
- **1/1 vs. IND:** Compiled six tackles before leaving game with a shoulder injury

2010 (w/ BUF - 14/14)

Started 13 games at MLB ... Led team with career-high 140 tackles (95 solo) along with a career-high two sacks, five QB pressures and three passes defended ... Had eight double-digit tackle games

- **9/12 vs. MIA:** Opened season with eight tackles, one tackle for loss and second career sack
- **10/10 vs. JAX:** Led team with 13 tackles
- **10/31 at K.C.:** Registered a career-high 18 tackles along with one QB hit and one pass defended
- **12/5 at MIN:** Paced team with 15 tackles including two tackles for loss and a sack

2009 (w/ BUF - 12/12)

Started 12 games at MLB ... Voted team captain ... Totaled 115 tackles (92 solo), one sack, three INTs, four passes defended and three forced fumbles ... Tied for second among NFL LBs with three INTs and was first Bills LB with three INTs in a season since 2006

- **10/18 at NYJ:** Returned from injury and recorded nine tackles, one tackle for loss, one QB hit and an INT ... Intercepted QB **Mark Sanchez** in overtime which led to the game-winning FG
- **11/1 vs. HOU:** Forced a fumble and accumulated nine tackles
- **12/3 vs. NYJ:** Recorded first career sack which included a forced fumble
- **12/20 vs. N.E.:** Tied for a team-high with nine tackles on and had an INT in the first quarter ... Became first Bills LB to post INTs in consecutive games since LB **Bryce Paup** in 1995

2008 (w/ BUF - 16/16)

Started all 16 games ... Led team with 129 tackles (90 solo) ... Added four QB pressures, one INT, seven passes defended, one forced fumble and one fumble recovery

- **9/7 vs. SEA:** Opened season with seven tackles
- **9/14 vs. OAK:** Recovered first career fumble
- **9/28 at STL:** Led the team in tackles with 12
- **10/26 at MIA:** Recorded first career forced fumble
- **12/14 at NYJ:** Registered first career INT

2007 (w/ BUF - 3/3)

Started three games as a rookie before suffering a season-ending forearm injury in week three ... Became first Bills rookie MLB to start the season-opener since Shane Conlan in 1987

- **9/9 vs. DEN:** Started first career game and tied for team lead with 11 tackles
- **9/16 at PIT:** Led team in tackles with 12
- **9/23 at N.E.:** Totaled three tackles before leaving game with an arm injury

COLLEGE (at Penn State, 2003-06)

- Finished career with a school-record 372 tackles
- Started 37 of 44 games
- First player ever to record 100-plus tackles three times in a college career
- Two-time winner of the Bednarik Award for best defensive player in the nation, joining Pat Fitzgerald of Northwestern as the only players to win the award twice

- Won Dick Butkus Award for nation's top LB as a junior
- Selected as first-team All-America by the Associated Press, Walter Camp, and the NFL Draft Report
- Graduated in three and a half years with a degree in finance

PERSONAL

- Married (Elizabeth Johnson) with two daughters, London Noelle and Scarlett Rue
- Attended Hopewell High (Pa.) where he lettered in football, basketball and baseball
- Led team to WPIAL and Pennsylvania Class AAA championships as a senior
- Served as team captain
- Totaled 88 tackles and six sacks at LB and set school records with 1,575 rushing yards and 15 TDs as RB
- Named Pittsburgh Post-Gazette, Pittsburgh Tribune-Review and Pittsburgh Athletic Association Player of the Year as senior
- Graduated 17th in his class of 220 with a 3.8 GPA
- Went on a 10-day trip to Iraq to visit military troops in January 2008
- Brother, Stan, played baseball at West Virginia
- Younger brother, David, played football at Notre Dame
- Interned at UBS Financial Services in Pittsburgh during 2010 offseason
- Full name: Paul Michael Posluszny, pronounced puz-LUZ-nee.

REGULAR SEASON CAREER STATISTICS

YEAR	TEAM	GP/GS	TKL	SOLO	ASST	ST	SACKS	FF	FR	PD
2007	BUF	3/3	26	20	6	1	0.0	0	0	0
2008	BUF	16/16	129	90	39	0	0.0	1	1	7
2009	BUF	12/12	110	87	23	0	1.0	3	0	4
2010	BUF	14/14	151	103	48	0	2.0	0	0	3
2011	JAX	16/16	192*	132*	*60	0	2.0	1	0	2
2012	JAX	16/16	231*	152*	79	0	2.0	2	0	4
2013	JAX	15/15	161*	121*	40	0	3.0	1	1	9
2014	JAX	7/7	69	47	22	0	2.0	0	1	1
2015	JAX	14/14	133*	103*	30	0	1.0	0	0	6
2016	JAX	16/16	133*	97	36	0	1.5	0	0	3
2017	JAX	10/8	22	17	5	0	0.0	0	0	1
NFL totals:	11 yrs.	139/137	1,357	969	388	1	14.5	8	3	40

* team leader

INTERCEPTIONS

YEAR	TEAM	NO	YDS	AVG	LG	TD
2007	BUF	0	0	0.0	0	0
2008	BUF	1	9	9.0	9	0
2009	BUF	3	20	6.7	17	0
2010	BUF	0	0	0.0	0	0
2011	JAX	2	2	1.0	2	0
2012	JAX	3	20	6.7	13	0
2013	JAX	2	69	34.5	59t	1
2014	JAX	0	0	0.0	0	0
2015	JAX	3	25	8.3	19	0
2016	JAX	1	0	0.0	0	0
2017	JAX	0	0	0.0	0	0
NFL totals:	11 yrs	15	145	11.6	59t	1

CAREER HIGHS

	GAME	SEASON
Tackles:	21 (12/16/12 vs. MIA)	231 (2012)
Sacks:	2.0 (12/30/12 at TEN)	3.0 (2013)
Forced fumbles:	1 (eight times, last: 11/10/13 at TEN)	3 (2009)
Fumble recoveries:	1 (three times, last: 10/19/14 vs. CLE)	1 (2008, 2013-14)
Passes defended:	3 (10/6/13 at STL)	9 (2013)
Interceptions:	1 (15 times, last: 9/25/16 vs. BAL)	3 (2009, 12, 15)

2017 GAME-BY-GAME STATISTICS

DATE	OPP	TKL	SOLO	ASST	TFL	SACKS	ST	FF	FR	INT	PD
09/10	at Houston	2	1	1	0	0.0	0	0	0	0	0
09/17	vs. Tennessee	5	4	1	1	0.0	0	0	0	0	0
09/24	vs. Baltimore	3	3	0	1	0.0	0	0	0	0	1
10/01	at New York Jets	2	1	1	0	0.0	0	0	0	0	0
10/08	at Pittsburgh	1	1	0	0	0.0	0	0	0	0	0
10/15	vs. LA Rams	0	0	0	0	0.0	0	0	0	0	0
10/22	at Indianapolis	0	0	0	0	0.0	0	0	0	0	0
	BYE WEEK										
11/05	vs. Cincinnati	2	2	0	0	0.0	0	0	0	0	0
11/12	vs. LA Chargers	2	2	0	0	0.0	0	0	0	0	0
11/19	at Cleveland	5	3	2	0	0.0	0	0	0	0	0
11/26	at Arizona										
12/03	vs. Indianapolis										
12/10	vs. Seattle										
12/17	vs. Houston										
12/24	at San Francisco										
12/31	at Tennessee										
2017 totals:		22	17	5	2	0.0	0	0	0	0	1

PAUL POSLUSZNY



2016 GAME-BY-GAME STATISTICS

DATE	OPP	TKL	SOLO	ASST	TFL	SACKS	ST	FF	FR	INT	PD
09/11	vs. Green Bay	5	4	1	0	0.0	0	0	0	0	0
09/18	at San Diego	11	6	5	0	0.0	0	0	0	0	0
09/25	vs. Baltimore	12	10	2	0	0.0	0	0	0	1	1
10/02	vs. Indianapolis	7	5	2	1	1.5	0	0	0	0	0
BYE WEEK											
10/16	at Chicago	11	10	1	1	0.0	0	0	0	0	0
10/23	vs. Oakland	8	7	1	1	0.0	0	0	0	0	0
10/27	at Tennessee	10	6	4	0	0.0	0	0	0	0	0
11/06	at Kansas City	10	6	4	0	0.0	0	0	0	0	0
11/13	vs. Houston	5	4	1	0	0.0	0	0	0	0	0
11/20	at Detroit	6	5	1	1	0.0	0	0	0	0	0
11/27	at Buffalo	6	5	1	2	0.0	0	0	0	0	0
12/04	vs. Denver	6	6	0	0	0.0	0	0	0	0	0
12/11	vs. Minnesota	10	8	2	1	0.0	0	0	0	0	0
12/18	at Houston	11	5	6	0	0.0	0	0	0	0	0
12/24	vs. Tennessee	9	7	2	0	0.0	0	0	0	0	1
01/01	at Indianapolis	6	3	3	1	0.0	0	0	0	0	1
2016 totals:		133	97	36	8	1.5	0	0	0	1	3



2015 GAME-BY-GAME STATISTICS

DATE	OPP	TKL	SOLO	ASST	TFL	SACKS	ST	FF	FR	INT	PD
09/13	vs. Carolina	9	8	1	0	0.0	0	0	0	1	2
09/20	vs. Miami	7	7	0	0	0.0	0	0	0	0	0
09/27	at New England	18	14	4	0	0.0	0	0	0	0	0
10/04	at Indianapolis	5	4	1	1	0.0	0	0	0	0	0
10/11	at Tampa Bay					ina					
10/18	vs. Houston	10	9	1	2	0.0	0	0	0	0	0
10/25	vs. Buffalo	7	6	1	1	0.0	0	0	0	1	1
BYE WEEK											
11/08	at N.Y. Jets	7	3	4	1	0.0	0	0	0	0	0
11/15	at Baltimore	10	6	4	0	0.0	0	0	0	0	1
11/19	vs. Tennessee	7	7	0	0	0.0	0	0	0	0	0
11/29	vs. San Diego	11	11	0	3	0.0	0	0	0	0	0
12/06	at Tennessee	13	10	3	2	0.0	0	0	0	0	0
12/13	vs. Indianapolis					ina					
12/20	vs. Atlanta	10	9	1	2	0.0	0	0	0	1	1
12/27	at New Orleans	9	5	4	1	1.0	0	0	0	0	1
01/03	at Houston	10	4	6	0	0.0	0	0	0	0	0
2015 totals:		133	103	30	13	1.0	0	0	0	3	6



2014 GAME-BY-GAME STATISTICS

DATE	OPP	TKL	SOLO	ASST	TFL	SACKS	ST	FF	FR	INT	PD
09/07	at Philadelphia	12	11	1	0	0.0	0	0	0	0	0
09/14	at Washington	7	4	3	0	0.0	0	0	0	0	0
09/21	vs. Indianapolis	11	7	4	0	0.0	0	0	0	0	0
09/28	at San Diego	11	9	2	0	0.0	0	0	0	0	0
10/05	vs. Pittsburgh	12	9	3	1	1.0	0	0	0	0	1
10/12	at Tennessee	4	2	2	0	0.0	0	0	0	0	0
10/19	vs. Cleveland	12	5	7	1	1.0	0	0	1	0	0
10/26	vs. Miami					IR					
11/02	at Cincinnati					IR					
11/09	vs. Dallas					IR					
BYE WEEK											
11/23	at Indianapolis					IR					
11/30	vs. N.Y. Giants					IR					
12/07	vs. Houston					IR					
12/14	at Baltimore					IR					
12/18	vs. Tennessee					IR					
12/28	at Houston					IR					
2014 totals:		69	47	22	2	2.0	0	0	1	0	1



2013 GAME-BY-GAME STATISTICS

DATE	OPP	TKL	SOLO	ASST	TFL	SACKS	ST	FF	FR	INT	PD
09/08	vs. Kansas City	10	10	0	0	0.0	0	0	0	0	0
09/15	at Oakland	9	4	5	0	1.0	0	0	0	0	1
09/22	at Seattle	12	5	7	1	0.0	0	0	0	1	1
09/29	vs. Indianapolis	9	8	1	0	0.0	0	0	0	0	1
10/06	at St. Louis	7	6	1	0	0.0	0	0	0	0	3
10/13	at Denver	7	7	0	0	0.0	0	0	0	1	1
10/20	vs. San Diego	14	13	1	0	0.0	0	0	0	0	0
10/27	vs. San Francisco	12	10	2	0	0.0	0	0	0	0	0
BYE WEEK											
11/10	at Tennessee	8	5	3	0	0.0	0	1	1	0	0
11/17	vs. Arizona					ina					
11/24	at Houston	14	11	3	2	0.0	0	0	0	0	1
12/01	at Cleveland	11	7	4	2	0.5	0	0	0	0	1
12/05	vs. Houston	13	10	3	1	0.0	0	0	0	0	0
12/15	vs. Buffalo	13	9	4	0	1.0	0	0	0	0	0
12/22	vs. Tennessee	13	10	3	0	0.5	0	0	0	0	0
12/29	at Indianapolis	9	6	3	0	0.0	0	0	0	0	0
2013 totals:		161	121	40	6	3.0	0	1	1	2	9



2012 GAME-BY-GAME STATISTICS

DATE	OPP	TKL	SOLO	ASST	TFL	SACKS	ST	FF	FR	INT	PD
09/09	at Minnesota	16	10	5	1	0.0	0	0	0	0	1
09/16	vs. Houston	17	10	7	1	0.0	0	0	0	0	0
09/23	at Indianapolis	11	10	1	0	0.0	0	0	0	1	1
09/30	vs. Cincinnati	15	13	2	0	0.0	0	0	0	0	0
10/07	vs. Chicago	14	8	6	0	0.0	0	0	0	0	0
BYE WEEK											
10/21	at Oakland	12	8	4	1	0.0	0	0	0	0	1
10/28	at Green Bay	8	2	6	0	0.0	0	0	0	0	0
11/04	vs. Detroit	17	12	5	0	0.0	0	0	0	0	0
11/08	vs. Indianapolis	15	8	7	0	0.0	0	0	0	0	0
11/18	at Houston	18	15	3	0	0.0	0	1	0	1	0
11/25	vs. Tennessee	13	9	4	1	0.0	0	1	0	0	0
12/02	at Buffalo	13	5	8	2	0.0	0	0	0	1	0
12/09	vs. N.Y. Jets	17	10	7	0	0.0	0	0	0	0	0
12/16	at Miami	21	15	6	0	0.0	0	0	0	0	0
12/23	vs. New England	11	8	3	0	0.0	0	0	0	0	0
12/30	at Tennessee	13	9	4	2	2.0	0	0	0	0	1
2012 totals:		231	152	79	8	2.0	0	2	0	3	4



2011 GAME-BY-GAME STATISTICS

DATE	OPP	TKL	SOLO	ASST	TFL	SACKS	ST	FF	FR	INT	PD
09/11	vs. Tennessee	4	3	1	0	0.0	0	0	0	0	1
09/18	at N.Y. Jets	14	11	3	0	0.0	0	0	0	0	0
09/25	at Carolina	12	8	4	1	0.0	0	0	0	0	0
10/02	vs. New Orleans	16	13	3	1	1.0	0	0	0	0	1
10/09	vs. Cincinnati	15	10	5	0	0.0	0	0	0	0	0
10/16	at Pittsburgh	19	16	3	1	0.0	0	0	0	0	0
10/24	vs. Baltimore	5	5	0	1	0.0	0	0	0	0	0
10/30	at Houston	15	8	7	1	0.0	0	0	0	0	0
BYE WEEK											
11/13	at Indianapolis	11	8	3	1	0.5	0	0	0	1	0
11/20	at Cleveland	13	6	7	1	0.5	0	0	0	0	0
11/27	vs. Houston	14	8	6	2	0.0	0	1	0	0	0
12/05	vs. San Diego	14	11	3	0	0.0	0	0	0	0	0
12/11	vs. Tampa Bay	12	9	3	0	0.0	0	0	0	1	0
12/15	at Atlanta	15	8	7	0	0.0	0	0	0	0	0
12/24	at Tennessee	7	5	2	0	0.0	0	0	0	0	0
01/01	vs. Indianapolis	6	3	3	0	0.0	0	0	0	0	0
2011 totals:		192	132	60	9	2.0	0	1	0	2	2

PAUL POSLUSZNY



2010 GAME-BY-GAME STATISTICS

DATE	OPP	TKL	SOLO	ASST	TFL	SACKS	ST	FF	FR	INT	PD
09/12	vs. Miami	8	6	2	1	1.0	0	0	0	0	0
09/19	at Green Bay					ina					
09/26	at New England					ina					
10/03	vs. N.Y. Jets	12	8	4	0	0.0	0	0	0	0	0
10/10	vs. Jacksonville	13	8	5	0	0.0	0	0	0	0	0
	BYE WEEK										
10/24	at Baltimore	5	4	1	0	0.0	0	0	0	0	1
10/31	at Kansas City	17	11	6	0	0.0	0	0	0	0	1
11/07	vs. Chicago	10	6	4	0	0.0	0	0	0	0	0
11/14	vs. Detroit	13	11	2	1	0.0	0	0	0	0	0
11/21	at Cincinnati	10	6	4	1	0.0	0	0	0	0	1
11/28	vs. Pittsburgh	8	6	2	0	0.0	0	0	0	0	0
12/05	at Minnesota	15	11	4	2	1.0	0	0	0	0	0
12/12	vs. Cleveland	9	6	3	0	0.0	0	0	0	0	0
12/19	at Miami	6	5	1	0	0.0	0	0	0	0	0
12/26	vs. New England	13	7	6	0	0.0	0	0	0	0	0
01/02	at N.Y. Jets	12	8	4	1	0.0	0	0	0	0	0
2010 totals:		151	103	48	6	2.0	0	0	0	0	3



2009 GAME-BY-GAME STATISTICS

DATE	OPP	TKL	SOLO	ASST	TFL	SACKS	ST	FF	FR	INT	PD
09/14	at New England	6	6	0	0	0.0	0	0	0	0	0
09/20	vs. Tampa Bay					ina					
09/27	vs. New Orleans					ina					
10/04	at Miami					ina					
10/11	vs. Cleveland					ina					
10/18	at N.Y. Jets	9	6	3	1	0.0	0	0	0	1	1
10/25	at Carolina	11	9	2	0	0.0	0	0	0	0	0
11/01	vs. Houston	9	5	4	0	0.0	0	1	0	0	0
	BYE WEEK										
11/15	at Tennessee	12	10	2	1	0.0	0	0	0	0	0
11/22	at Jacksonville	12	11	1	0	0.0	0	1	0	0	0
11/29	vs. Miami	10	6	4	0	0.0	0	0	0	0	1
12/03	vs. N.Y. Jets	5	5	0	0	1.0	0	1	0	0	0
12/13	at Kansas City	9	8	1	1	0.0	0	0	0	1	1
12/20	vs. New England	9	7	2	1	0.0	0	0	0	1	1
12/27	at Atlanta	7	6	1	0	0.0	0	0	0	0	0
01/03	vs. Indianapolis	11	8	3	0	0.0	0	0	0	0	0
2009 totals:		129	90	39	4	1.0	0	3	0	3	4



2008 GAME-BY-GAME STATISTICS

DATE	OPP	TKL	SOLO	ASST	TFL	SACKS	ST	FF	FR	INT	PD
09/07	vs. Seattle	7	5	2	0	0.0	0	0	0	0	2
09/14	at Jacksonville	9	6	3	0	0.0	0	0	0	0	0
09/21	vs. Oakland	7	7	0	0	0.0	0	0	1	0	1
09/28	at St. Louis	12	9	3	1	0.0	0	0	0	0	1
10/05	at Arizona	11	7	4	0	0.0	0	0	0	0	0
	BYE WEEK										
10/19	vs. San Diego	7	7	0	0	0.0	0	0	0	0	0
10/26	at Miami	8	7	1	1	0.0	0	1	0	0	0
11/02	vs. N.Y. Jets	13	9	4	1	0.0	0	0	0	0	0
11/09	at New England	10	5	5	0	0.0	0	0	0	0	0
11/17	vs. Cleveland	2	1	1	0	0.0	0	0	0	0	0
11/23	at Kansas City	8	5	3	0	0.0	0	0	0	0	0
11/30	vs. San Francisco	4	3	1	0	0.0	0	0	0	0	0
12/07	vs. Miami	8	5	3	0	0.0	0	0	0	0	0
12/14	at N.Y. Jets	7	4	3	0	0.0	0	0	0	1	2
12/21	at Denver	8	4	4	0	0.0	0	0	0	0	1
12/28	vs. New England	8	6	3	0	0.0	0	0	0	0	0
2008 totals:		129	90	39	3	0.0	0	1	1	1	7



2007 GAME-BY-GAME STATISTICS

DATE	OPP	TKL	SOLO	ASST	TFL	SACKS	ST	FF	FR	INT	PD
09/09	vs. Denver	11	9	2	0	0.0	0	0	0	0	0
09/16	at Pittsburgh	12	8	4	0	0.0	0	0	0	0	0
09/23	at New England	3	3	0	0	0.0	0	0	0	0	0
09/30	vs. N.Y. Jets					IR					
10/08	vs. Dallas					IR					
	BYE WEEK										
10/21	vs. Baltimore					IR					
10/28	at N.Y. Jets					IR					
11/04	vs. Cincinnati					IR					
11/11	at Miami					IR					
11/18	vs. New England					IR					
11/25	at Jacksonville					IR					
12/02	at Washington					IR					
12/09	vs. Miami					IR					
12/16	at Cleveland					IR					
12/23	vs. N.Y. Giants					IR					
12/30	at Philadelphia					IR					
2007 totals:		26	20	6	0	0.0	0	0	0	0	0

CALVIN PRYOR

29

CALVIN PRYOR



SAFETY

5-11 208 LBS

LOUISVILLE

BORN JULY 12, 1992

PORT ST. JOE, FLORIDA

ACQ: WAIVERS (CLEVELAND) 2017

EXP: 4TH YEAR

TRANSACTIONS

Originally drafted by the New York Jets in the first round (18th overall) in the 2014 NFL Draft ... Traded to Cleveland on 6/1/17 ... Waived by Cleveland on 9/7/17 ... Signed by Jacksonville on 9/8/17 ... Placed on injured/reserve on 9/18/17 ... Activated to the 53-man roster on 11/18/17

PRO (Games played/started - 45/38)

Fourth-year defensive back has amassed 191 tackles (130 solo), 14 passes defended and two INTs

2017 (w/ JAX - 1/0)

- **9/10 at HOU:** Inactive
- **11/19 at CLE:** Made his Jaguars debut and saw action on special teams

2016 (w/ NYJ - 15/15)

Started all 15 games he appeared in and totaled 60 tackles (43 solo), four tackles for a loss and six passes defended

2015 (w/ NYJ - 13/12)

Appeared in 13 games with 12 starts and registered 69 tackles (50 solo), two tackles for a loss, six passes defended and two INTs

2014 (w/ NYJ - 16/11)

Appeared in 16 games with 11 starts and totaled 55 tackles (30 solo), 0.5 sack, one tackle for a loss and two passes defended

COLLEGE (at Louisville, 2011-13)

• Started 32 of 38 career games, totaling 218 tackles, 2.0 tacks, seven INTs and 14 passes defended

PERSONAL

- Attended Port St. Joe High School
- Was inducted into the school's Hall of Fame in 2015

REGULAR SEASON CAREER STATISTICS

YEAR	TEAM	GP/PS	TKL	SOLO	ASST	TFL	SACKS	ST	FF	FR	INT	PD
2014	NYJ	16/11	55	30	25	1	0.5	6	0	0	0	2
2015	NYJ	13/12	69	50	19	2	0.0	0	1	0	2	6
2016	NYJ	15/15	60	43	17	4	0.0	2	1	0	0	6
2017	JAX	1/0	0	0	0	0	0.0	0	0	0	0	0
NFL totals: 4 yrs. 45/38			184	123	61	7	0.5	8	2	0	2	14

2017 GAME-BY-GAME STATISTICS

DATE	OPP	TKL	SOLO	ASST	ST	SACKS	FF	FR	PD	INT
09/10	at Houston									Inactive
09/17	vs. Tennessee									IR
09/24	vs. Baltimore									IR
10/01	at New York Jets									IR
10/08	at Pittsburgh									IR
10/15	vs. LA Rams									IR
10/22	at Indianapolis									IR
	BYE WEEK									
11/05	vs. Cincinnati									IR
11/12	vs. LA Chargers									IR
11/19	at Cleveland	0	0	0	0	0.0	0	0	0	0
11/26	at Arizona									
12/03	vs. Indianapolis									
12/10	vs. Seattle									
12/17	vs. Houston									
12/24	at San Francisco									
12/31	at Tennessee									
2017 totals:		0	0	0	0	0.0	0	0	0	0

JALEN RAMSEY

20

JALEN RAMSEY



CORNERBACK

6-1 208 LBS

FLORIDA STATE

BORN OCTOBER 24, 1994

SMYRNA, TENNESSEE

ACQ: 1ST ROUND OF 2016 DRAFT (5TH)

EXP: 2ND YEAR

TRANSACTIONS

- Originally drafted by Jacksonville in the first round (fifth overall) of the 2016 draft

PRO (Games played/started - 26/26)

- Made NFL and Jaguars debut in Week 1 of the 2016 season
- Tied for second in the league lead with 14 passes defended, trailing only DET CB Darius Slay

2017 (w/ JAX - 10/10)

- 9/10 at HOU:** Started at LCB and recorded three tackles (two solo) and a team-high three passes defended
- 9/17 vs. TEN:** Started at LCB and recorded two solo tackles
- 9/24 vs. BAL:** Started at LCB and recorded two solo tackles and registered one INT and one pass defended
- 10/1 at NYJ:** Started at LCB and recorded four solo tackles and one pass defended
- 10/8 at PIT:** Started at LCB and recorded seven solo tackles, one INT and four passes defended
- 10/15 vs. LAR:** Started at LCB and recorded three tackles (one solo)
- 10/22 at IND:** Started at LCB and recorded four solo tackles and two passes defended
- 11/5 vs. CIN:** Started at LCB and recorded one solo tackle
- 11/12 vs. LAC:** Started at LCB and recorded four tackles (three solo) and two passes defended
- 11/19 at CLE:** Led the team with six tackles (four solo) and also recorded one pass defended

2016 (w/ JAX - 16/16)

Led all NFL rookies with 14 passes defended ... One of four rookies to return an INT for a TD in the NFL this season ... Named AFC Defensive Player of the Week for Week 16 after registering four solo tackles, four passes defended and an INT-TD against Tennessee ... Joined K.C.'s **Marcus Peters** as the only rookie CBs over the last eight seasons to tally 50-plus tackles, at least one pick-six and one forced fumble during their rookie year

- 9/11 vs. G.B.:** Started at CB and made three tackles (two solo) in NFL debut
- 9/18 at S.D.:** Started at CB and made six solo tackles and one tackle for loss
- 9/25 vs. BAL:** Started at RCB and made five tackles (four solo)
- 10/2 vs. IND:** Started at RCB and registered four solo tackles
- 10/16 at CHI:** Started at RCB and posted two solo tackles and the game-clinching pass defended on fourth down with 1:03 remaining in the fourth quarter ... Limited Bears WR **Alshon Jeffrey** to one catch for three yards on six targets in the second half
- 10/23 vs. OAK:** Started at RCB and registered two solo tackles
- 10/27 at TEN:** Started at RCB and recorded eight tackles (four solo)
- 11/6 at K.C.:** Started at RCB and recorded two tackles (one solo)
- 11/13 vs. HOU:** Started at RCB and led the team with six solo tackles
- 11/20 at DET:** Started at RCB and posted six tackles (five solo)
- 11/27 at BUF:** Started at RCB and made three solo tackles, including one tackle for loss
- 12/4 vs. DEN:** Started at RCB and made four tackles (three solo) and a career-high two passes defended
- 12/11 vs. MIN:** Started at RCB and made two tackles (one solo) and one pass defended
- 12/18 at HOU:** Started at RCB and recorded four solo tackles, one interception, which he returned 35 yards, five passes defended and one forced fumble ... Ramsey's five passes defended are the second-most in the NFL in 2016 and most by a rookie since 2013 when Dee Milliner (NYJ) also registered five.
- 12/24 vs. TEN:** Started at RCB and recorded four solo tackles and four passes defended ... Also returned an interception of Titans QB **Matt Cassel** 30 yards for a TD as he became the first rookie in franchise history to record a pick-six ... Also became the first rookie in Jaguars history to record INTs in back-to-back games
- 1/1 at IND:** Started at RCB and recorded four solo tackles and one pass defended

COLLEGE (at Florida State, 2013-15)

- Started all 41 games in three years at Florida State
- Finished career with 180 tackles (119 solo), 15.5 tackles for loss, 5.0 sacks, three forced fumbles, two fumble recoveries, 23 passes defended and three INTs
- Decided to forgo his final year of eligibility in 2016 and declare for the NFL Draft
- Became Florida State's 36th consensus All-American

- All-ACC First Team, AFCA First Team All-America, Walter Camp First Team All-America, ESPN.com First Team All-America as a senior
- Started all 14 games for the Seminoles' third-ranked defense (281.4) and the nation's top pass defense (156.6) as a CB and FS in 2013

PERSONAL

- Attended Brentwood Academy (Tenn.), where he was rated a five-star prospect by both Rivals.com and Scout.com and a four-star according to ESPN and 247Sports
- U.S. Army All-America selection
- Twitter handle is @jalenramsey

REGULAR SEASON CAREER STATISTICS

YEAR	TEAM	GP/PS	TKL	SOLO	ASST	TFL	SACKS	ST	FF	FR	INT	PD
2016	JAX	16/16	65	55	10	2	0.0	0	1	0	2	14
2017	JAX	10/10	36	30	6	0	0.0	0	0	0	2	14
NFL totals:		2 yrs. 25/25	101	85	16	2	0.0	0	1	0	4	28

CAREER HIGHS

	GAME	SEASON
Tackles:	8 (10/27/16 at TEN)	65 (2016)
Interceptions:	1 (four times, last: 10/8/17 at PIT)	2 (2016-17)
Forced fumbles:	1 (12/18/16 at HOU)	1 (2016)
Passes defended:	5 (12/18/16 at HOU)	14 (2016)

2017 GAME-BY-GAME STATISTICS

DATE	OPP	TKL	SOLO	ASST	TFL	SACKS	ST	FF	FR	INT	PD	
09/10	at Houston	3	2	1	0	0.0	0	0	0	0	3	
09/17	vs. Tennessee	2	2	0	0	0.0	0	0	0	0	0	
09/24	vs. Baltimore	2	2	0	0	0.0	0	0	0	1	1	
10/01	at New York Jets	4	4	0	0	0.0	0	0	0	0	1	
10/08	at Pittsburgh	7	7	0	0	0.0	0	0	0	1	4	
10/15	vs. LA Rams	3	1	2	0	0.0	0	0	0	0	0	
10/22	at Indianapolis	4	4	0	0	0.0	0	0	0	0	2	
BYE WEEK												
11/05	vs. Cincinnati	1	1	0	0	0.0	0	0	0	0	0	
11/12	vs. LA Chargers	4	3	1	0	0.0	0	0	0	0	2	
11/19	at Cleveland	6	4	2	0	0.0	0	0	0	0	1	
11/26	at Arizona											
12/03	vs. Indianapolis											
12/10	vs. Seattle											
12/17	vs. Houston											
12/24	at San Francisco											
12/31	at Tennessee											
2017 totals:		36	30	6	0	0.0	0	0	0	2	14	

2016 GAME-BY-GAME STATISTICS

DATE	OPP	TKL	SOLO	ASST	TFL	SACKS	ST	FF	FR	INT	PD	
09/11	vs. Green Bay	3	2	1	0	0.0	0	0	0	0	0	
09/18	at San Diego	6	6	0	1	0.0	0	0	0	0	0	
09/25	vs. Baltimore	5	4	1	0	0.0	0	0	0	0	0	
10/02	vs. Indianapolis	4	4	0	0	0.0	0	0	0	0	0	
BYE WEEK												
10/16	at Chicago	2	2	0	0	0.0	0	0	0	0	1	
10/23	vs. Oakland	2	2	0	0	0.0	0	0	0	0	0	
10/27	at Tennessee	8	4	4	0	0.0	0	0	0	0	0	
11/06	at Kansas City	2	1	1	0	0.0	0	0	0	0	0	
11/13	vs. Houston	6	6	0	0	0.0	0	0	0	0	0	
11/20	at Detroit	6	5	1	0	0.0	0	0	0	0	0	
11/27	at Buffalo	3	3	0	1	0.0	0	0	0	0	0	
12/04	vs. Denver	4	3	1	0	0.0	0	0	0	0	2	
12/11	vs. Minnesota	2	1	1	0	0.0	0	0	0	0	1	
12/18	at Houston	4	4	0	0	0.0	0	1	0	1	5	
12/24	vs. Tennessee	4	4	0	0	0.0	0	0	0	1	4	
01/01	at Indianapolis	4	4	0	0	0.0	0	0	0	0	1	
2016 totals:		65	55	10	2	0.0	0	1	0	2	14	

CHRIS REED

64

CHRIS REED

OFFENSIVE LINEMAN
6-5 310 LBS
MINNESOTA STATE-MANKATO
BORN JULY 22, 1992
OMAHA, NEBRASKA
ACQ: FREE AGENT 2015
EXP: 2ND YEAR



TRANSACTIONS

Originally signed by Jacksonville as an undrafted rookie on 5/8/15 ... Signed to practice squad on 9/6/15 ... Placed on injured reserve on 12/23/16 ... Waived by Jacksonville on 9/2/17 ... Signed to the practice squad by Jacksonville on 9/3/17 ... Promoted to the active roster on 10/7/17

PRO (Games played/started - 14/5)

Spent his rookie season on the practice squad, before appearing in 10 games and starting four at LG in 2016

2017 (w/ JAX - 4/1)

Signed off the team's practice squad prior to Week 5

- **10/8 at PIT:** Saw action at LG
- **10/15 vs LAR:** Did not play
- **10/22 at IND:** Saw action as an extra offensive lineman and on special teams
- **11/5 vs. CIN:** Saw action on special teams
- **11/12 vs. LAC:** Inactive
- **11/19 at CLE:** Started at LG in place of injured Patrick Omameh and helped the team rush for 139 yards

2016 (w/ JAX - 10/4)

Made four starts at LG while playing in 10 games

- **9/11 vs. G.B.:** Inactive for the team's season opener
- **9/18 at S.D.:** Inactive
- **9/25 vs. BAL:** Earned his first career start at LG
- **10/2 vs. IND:** Inactive
- **10/16 at CHI:** Played two snaps at G and saw action on special teams
- **10/23 vs. OAK:** Made his second consecutive appearance
- **10/27 at TEN:** Saw action on special teams
- **11/6 at K.C.:** Saw action on special teams
- **11/13 vs. HOU:** Saw action on special teams
- **11/20 at DET:** Played 47 snaps at LG after starting LG **Patrick Omameh** suffered a left foot injury
- **11/27 at BUF:** Started at LG, helping the team rush for 183 yards
- **12/4 vs. DEN:** Started at LG and helped the team rush for 154 yards
- **12/11 vs. MIN:** Started at LG
- **12/18 at HOU:** Inactive (toe)

2015 (w/ JAX - ps)

Spent season on the team's practice squad

COLLEGE (at Minnesota State, 2010-14)

- Four-year letterman appeared in 48 games in his career
- Started in all 15 games as a senior in 2014
- Helped school rush for 3,625 yards and pass for 3,079 yards, compiling 82 total TDs
- Selected as D2Football.com first-team All-America, first-team NSIC South Division All-Conference and second-team Don Hansen All-Super Region Three
- Also participated on the school's indoor and outdoor track teams and qualified for the 2011 NCAA Division II National Championships in shot put
- Eleven-time NCAA Division II Track & Field All-American
- Two-time NCAA Division II champion in outdoor shot put (2013 and 2014)
- Holds Minnesota State record in indoor shot put (65'010.5") & outdoor shot put (65'-7")
- Holds Minnesota State record in indoor weight throw (67'-7.5") and outdoor hammer throw (215'-11")

PERSONAL

- Three-year starter at Omaha Central (Neb.) High School
- Also attended Spirit Lake (Iowa) High School for one year
- Honorable mention All-State selection
- Stand-out athlete in track and field and won the State Title twice for Nebraska
- Named the state's Field Athlete of the Year in 2009
- Son of Chuck Reed and Anne McCormick
- Majored in psychology with a minor in coaching

CAM ROBINSON

75

CAM ROBINSON

OFFENSIVE LINEMAN

6-6 320 LBS

ALABAMA

BORN OCTOBER 9, 1995

MONROE, LOUISIANA

ACQ: SECOND ROUND OF 2017 DRAFT (34TH)

EXP: ROOKIE



TRANSACTIONS

Drafted by Jacksonville in the second round (34th overall) of the 2017 draft on choice obtained from Seattle for Jaguars' second-round (35th) and sixth-round (187th overall) picks

PRO (Games played/started - 10/10)

2017 (w/ JAX - 10/10)

- **9/10 at HOU:** Made his NFL debut and started at LT and helped pave the way for the team to rush for 155 yards ... Did not allow a sack
- **9/17 vs. TEN:** Started at LT
- **9/24 vs. BAL:** Started at LT and helped the team rush for 166 yards and did not allow a sack
- **10/1 at NYJ:** Started at LT and helped the team rush for 175 yards
- **10/8 at PIT:** Started at LT and helped the team rush for 231 yards
- **10/15 vs LAR:** Started at LT and helped the team rush for 169 yards
- **10/22 at IND:** Started at LT ... Left game in first quarter with injury (ankle)
- **11/5 vs. CIN:** Started at LT helped the team rush for 149 yards ... Part of a unit that did not allow a sack for the third time this season
- **11/12 vs. LAC:** Started at LT and helped the team rush for 135 yards
- **11/19 at CLE:** Started at LT and helped the team rush for 139 yards

COLLEGE (at Alabama, 2014-16)

- Started all 43 games at LT during his three seasons
- Paved the way for 28 100-yard rushing performances
- Blocked for Jaguars RB **T.J. Yeldon** during Robinson's freshman season

2016 (Junior)

Selected as one of the Crimson Tide's permanent team captains ... Unanimous All-American ... Outland Trophy winner, given annually to the nation's top interior lineman on offense or defense ... Claimed the SEC Jacobs Blocking Trophy, the Tide's second in as many years ... First-team All-SEC selection by the conference coaches and the Associated Press ... Midseason All-American by Sports Illustrated, CBS, ESPN and Sporting News ... Helped the Tide rank 16th nationally and first in the SEC in scoring offense (38.8 ppg), 12th nationally and second in the league in rushing offense (245.0 ypg) and 34th in the nation in total offense (455.3)

2015 (Sophomore)

Named to the All-SEC first team by both the conference coaches and the Associated Press ... Helped blocking for an offense that rushed for 199.9 yards per game, which ranked 32nd nationally and third in the SEC ... Blocked for 17 100-yard rushing performances

2014 (Freshman)

Earned freshman All-American honors by Sporting news and the Football Writers Association of America ... Finished with 32 knockdown blocks while surrendering just three sacks on 861 snaps ... Helped lead a blocking unit that averaged 206.6 yards per game, which ranked seventh in the SEC and 30th nationally ... The offensive line surrendered 16 sacks on the season, the second-fewest in the SEC and 14th nationally (1.14 per game) ... Blocked for 484.5 yards of total offense per game (third in the SEC and 17th nationally)

HIGH SCHOOL

- Played at West Monroe High School for Head Coach **Jerry Arledge**
- Parade Magazine All-American
- First-team All-USA selection by the USA Today
- Rated as the No. 2 player in the nation by Scout.com
- ESPN rated him the No. 1 offensive tackle, No. 2 player in the state and No. 2 prospect in the ESPN 300

TYLER SHATLEY

69

TYLER SHATLEY

OFFENSIVE LINEMAN

6-3 310 LBS

CLEMSON

BORN MAY 5, 1991

ICARD, NORTH CAROLINA

ACQ: ROOKIE FREE AGENT 2014

EXP: 3RD YEAR



TRANSACTIONS:

Originally signed by Jacksonville as an undrafted rookie on 5/12/14

PRO (Games played/started - 40/8)

- Has played in 30 games in three seasons with the team, primarily on special teams
- Was one of three undrafted rookies to make opening day roster in 2014

2017 (w/ JAX - 10/4)

- **9/10 at HOU:** Saw action as an extra offensive lineman and on special teams ... Helped pave the way for the team to rush for 155 yards
- **9/17 vs. TEN:** Saw action on special teams
- **9/24 vs. BAL:** Saw action as an extra offensive lineman and on special teams
- **10/1 at NYJ:** Saw action at RG and on special teams
- **10/8 at PIT:** Started at C and helped the team rush for 231 yards
- **10/15 vs LAR:** Started at C and helped the team rush for 169 yards
- **10/22 at IND:** Started at C and helped the team rush for 188 yards
- **11/5 vs. CIN:** Started at C helped the team rush for 149 yards ... Part of a unit that did not allow a sack for the third time this season
- **11/12 vs. LAC:** Saw extensive action at LG and helped the team rush for 135 yards and served as the team's long snapper on FGs after LS **Matt Overton** exited the game with a shoulder injury ... Snapped for the game-tying and game-winning FGs
- **11/19 at CLE:** Saw action on special teams

2016 (w/ JAX - 16/4)

Made two starts at C and two at LG while seeing action in all 16 games

- **9/11 vs. G.B.:** Played 11 snaps on special teams in team's season opener
- **9/18 at S.D.:** Saw action on special teams
- **9/25 vs. BAL:** Started at center and played in all 66 offensive snaps
- **10/2 vs. IND:** Played three snaps at guard and saw time on special teams
- **10/16 at CHI:** Saw action on special teams
- **10/23 vs. OAK:** Saw action on special team
- **10/27 at TEN:** Saw action on special teams
- **11/6 at K.C.:** Saw action on special teams
- **11/13 vs. HOU:** Saw action on special teams
- **11/20 at DET:** Saw action on special teams
- **11/27 at BUF:** Saw action on special teams
- **12/4 vs. DEN:** Saw action on special teams and played six snaps at center when **Brandon Linder** left the game with an ankle injury
- **12/11 vs. MIN:** Started at C
- **12/18 at HOU:** Saw action at LG after injuries to **Jeremiah Poutasi** (ankle) and **Josh Wells** (shoulder)
- **12/24 vs. TEN:** Started at LG
- **1/1 at IND:** Started at LG, helping the team rush for 182 yards

2015 (w/ JAX - 13/0)

- Saw action in 13 games, primarily on special teams

2014 (w/ JAX - 1/0)

- Earned spot on opening day roster after joining club as a rookie free agent
- Was inactive for 15 games
 - **11/9 vs. DAL:** Made NFL debut and played RG for the entire second half

COLLEGE (at Clemson, 2009-13)

- Began his career as a fullback, before moving to the defensive line in 2010 and the offensive line in the spring of 2012
- Played in 51 games with 27 starts
- Started 25 games on offense over his final two seasons and registered 60 knock-downs on 1,776 snaps
- As a senior in 2013, was a team captain and earned third-team All-ACC honors
- As a junior in 2013, named a Strength & Conditioning All-American by the NSCA
- Graduated with a degree in civil engineering

PERSONAL

- Attended East Burke (Icard, N.C.) High School where he was the No. 3 rated FB in the nation by Tom Lemming
- Did not play on the offensive line in HS
- As a FB, had 2,000 rushing yards and 31 TDs in his junior and senior seasons
- Also served as the team's punter and averaged 40.7 yards per punt
- Full name is Christian Tyler Shatley
- Twitter handle is @tyler_shatley

TELVIN SMITH

50

TELVIN SMITH

LINEBACKER

6-3 215 LBS.


FLORIDA STATE

BORN APRIL 11, 1991

VALDOSTA, GEORGIA

ACQ: 5TH ROUND OF 2014 DRAFT (144TH)

EXP: 4TH YEAR



TRANSACTIONS

Originally drafted by Jacksonville in the fifth round (144th overall) of the 2014 draft

PRO (Games played/started - 56/50)

• Fourth-year LB was drafted in the fifth round from Florida State and has emerged as a starter at WLB

2017 (w/ JAX - 10/10)

Selected as a defensive captain by his teammates for the 2017 season

- **9/10 at HOU:** Started at WLB and recorded two tackles (one solo) and added one pass defended
- **9/17 vs. TEN:** Led the team with eight tackles (six solo) and also recorded one tackle for a loss, one pass defended and one INT
- **9/24 vs. BAL:** Started at WLB and led the team with seven solo tackles and also registered one fumble recovery that he returned 52 yards to the Baltimore 2-yard line
- **10/1 at NYJ:** Started at WLB and led the team with 13 tackles (11 solo) and recorded one tackle for a loss
- **10/8 at PIT:** Started at WLB and tied for the team lead with 10 tackles (six solo), while also recording two tackles for a loss, one pass defended and one INT he returned 28 yards for a TD
- **10/15 vs. LAR:** Started at WLB and led the team with eight solo tackles and added one sack, two tackles for a loss and a forced fumble
- **10/22 at IND:** Led the team with 10 tackles (seven solo) and recorded two tackles for a loss
- **11/5 vs. CIN:** Started at WLB and recorded four tackles (two solo), one pass defended and one tackle for a loss
- **11/12 vs. LAC:** Started at WLB and totaled nine tackles (six solo) and two tackles for a loss
- **11/19 at CLE:** Started at WLB and recorded five tackles (three solo), one INT, one pass defended and one fumble recovery, which he recovered in the endzone to seal the game in the fourth quarter

2016 (w/ JAX - 16/16)

Set career highs and led the team with 14 tackles for loss ... Also set career highs with eight passes defended and two INTs

- **9/11 vs. G.B.:** Made his 25th career start at WLB and tallied eight tackles (six solo), including two tackles for loss
- **9/18 at S.D.:** Started at WLB and made nine tackles (seven solo), including two tackles for loss
- **9/25 vs. BAL:** Started at WLB and had seven tackles (six solo), including one tackle for a loss and two passes defended
- **10/2 vs. IND:** Recorded a team-high eight solo tackles and also had a tackle for a loss
- **10/16 at CHI:** Posted eight solo tackles, including one tackle for loss
- **10/23 vs. OAK:** Registered five tackles (four solo), including a season-high three tackles for loss
- **10/27 at TEN:** Recorded a team-high 15 tackles (10 solo) starting at WLB
- **11/6 at K.C.:** Had five solo tackles and one pass defended
- **11/13 vs. HOU:** Tied for the team-lead with six tackles (four solo)
- **11/20 at DET:** Started at WLB and led the team with eight tackles (seven solo), including one tackle for loss and one fumble recovery
- **11/27 at BUF:** Led the team with nine tackles (seven solo), including two tackles for loss
- **12/4 vs. DEN:** Tied for the team lead with six solo tackles, while also registering one sack, his first since recording two at Tennessee last season
- **12/11 vs. MIN:** Tallied two solo tackles, including one tackle for loss
- **12/18 at HOU:** Recorded eight tackles (six solo), one interception and one pass defended
- **12/24 vs. TEN:** Started at WLB and recorded five tackles (four solo)
- **1/1 at IND:** Started at WLB and recorded a team-high nine tackles (eight solo), one interception and two passes defended

2015 (w/ JAX - 14/14)

Played and started in 14 games at WLB in his second season with the Jaguars ... Finished second on the team with 128 tackles, the most in the NFL by a player in his first or second season ... Added seven passes defended, the second-most on the team

- **9/13 vs. CAR:** Recorded nine tackles (seven solo) and three tackles for loss

- **9/20 vs. MIA:** Led the team with nine tackles (six solo) and recorded one pass defended
- **9/27 at N.E.:** Recorded 11 tackles (seven solo) in team's road opener
- **10/4 at IND:** Made eight tackles (six solo) and 0.5 sacks
- **10/11 at T.B.:** Recorded 14 tackles (13 solo) and one tackle for loss
- **10/25 vs. BUF:** Made a team-high nine tackles (eight solo), including two tackles for loss and three passes defended ... Recorded his first career TD, intercepting QB **E.J. Manuel** and returning it 26 yards for the second-quarter score
- **11/8 at NYJ:** Made seven tackles (five solo), including two passes defended, one forced fumble and a tackle for loss
- **11/15 at BAL:** Led the team with 12 tackles (five solo)
- **12/6 at TEN:** Registered nine tackles (seven solo), two sacks, including one sack-fumble ... First Jaguars LB with multiple sacks in a single game since **Paul Posluszny** registered 2.0 sacks in Week 17 of the 2012 season and is just the sixth linebacker in franchise history to accomplish the feat, joining Posluszny, **Mike Peterson**, **Akin Ayodele**, **Kevin Hardy** (two games with multiple sacks) and **Brant Boyer** (two games with multiple sacks)
- **12/13 vs. IND:** Started at WLB and made nine tackles (eight solo), including one tackle for loss ... Added one pass defended

2014 (w/ JAX - 16/10)

Appeared in all 16 games and made 10 starts at LB ... Ranked second on team with 99 tackles (68 solo) and nine tackles for loss ... Had a team-high two fumble recoveries along with four passes defended, one QB hit and one forced fumble ... Ranked third among all NFL rookies in tackles

- **9/7 at PHI:** Made NFL debut and posted three solo tackles with one stop for loss
- **9/14 at WAS:** Produced four tackles (two solo) including his first career sack: QB **Kirk Cousins** for an 11-yard loss in the fourth quarter
- **10/19 vs. CLE:** Named AFC Defensive Player of the Week after producing a sack/forced fumble, interception and two passes defended ... Registered a sack/forced fumble of QB **Brian Hoyer** in the third quarter and the ball was recovered by **Paul Posluszny** ... With 5:21 remaining in the game, Smith picked off Hoyer and returned it 15 yards to set up a Jaguars TD
- **11/23 at IND:** Started at LB and paced the team with 12 tackles (nine solo) along with two fumble recoveries and two tackles for loss ... Recovered an **Andrew Luck** fumble in the first quarter and a **Dan Herron** fumble in the second quarter
- **11/30 vs. NYG:** Started at LB and had double-digit tackles for the second straight game, finishing with 10 stops (eight solo)
- **12/18 vs. TEN:** Compiled a then career-high 15 tackles (10 solo) including one for loss
- **12/28 at HOU:** Registered a career-high 16 tackles (11 solo) in the season-finale

COLLEGE (at Florida State, 2010-13)

- Appeared in 54 games with 15 starts
- Totaled 214 tackles (139 solo) with seven sacks, 29 tackles for loss and six QB pressures
- Added four fumble recoveries and two forced fumbles
- Had 10 passes defended and four INTs, three returned for TDs
- Started all 14 games as a senior and tallied a team-high 90 tackles (61 solo), three INTs, 9.5 tackles for loss, two sacks, two fumble recoveries and four passes defended
- Recorded three INTs and tied the school single-season record with three returned for TDs
- First-team All-ACC selection by the league's coaches, ESPN.com and The Sporting News
- Majored in sports administration

PERSONAL

- Attended Lowndes High School in Georgia
- Received four-star ranking from Rivals.com and a three-star rating from Scout.com
- Super Prep All-State selection
- Registered 109 tackles (84 solo) as a senior with a pair of INTs
- Recorded 97 tackles, 16 tackles for loss and two INTs as a junior, leading team to Class 5A championship
- Played in the Georgia Athletic Coaches Association North/South All-Star Classic
- Twitter handle is @TelvinSmith_22

TELVIN SMITH

REGULAR SEASON CAREER STATISTICS

YEAR	TEAM	GP/GS	TKL	SOLO	ASST	TFL	SACKS	ST	FF	FR	PD	INT
2014	JAX	16/10	99	68	31	9	2.0	4	1	2	4	1
2015	JAX	14/14	128	99	29	13	2.5	0	2	0	7	1
2016	JAX	16/16	118	98	20	14	1.0	0	0	1	8	2
2017	JAX	10/10	76	57	19	11	1.0	0	1	2	4	3
NFL totals: 4 yrs.		56/50	421	322	99	47	6.5	4	4	5	23	7

CAREER HIGHS

	GAME	SEASON
Tackles:	16 (12/28/14 at HOU)	128 (2015)
Tackles for loss:	3 (9/13/15 vs. CAR)	14 (2016)
Sacks:	2.0 (12/6/15 at TEN)	2.5 (2015)
Forced fumbles:	1 (four times; last: 10/15/17 vs. LAR)	2 (2015)
Fumble recoveries:	2 (11/23/14 at IND)	2 (2014)
Passes defended:	3 (10/25/15 vs. BUF)	8 (2016)
Interceptions:	1 (seven times; last: 11/19/17 at CLE)	3 (2017)

2017 GAME-BY-GAME STATISTICS

DATE	OPP	TKL	SOLO	ASST	TFL	SACKS	ST	FF	FR	INT	PD
09/10	at Houston	2	1	1	0	0.0	0	0	0	0	1
09/17	vs. Tennessee	8	6	2	1	0.0	0	0	0	1	1
09/24	vs. Baltimore	7	7	0	0	0.0	0	0	1	0	0
10/01	at New York Jets	13	11	2	1	0.0	0	0	0	0	0
10/08	at Pittsburgh	10	6	4	2	0.0	0	0	0	1	1
10/15	vs. LA Rams	8	8	0	2	1.0	0	1	0	0	0
10/22	at Indianapolis	10	7	3	2	0.0	0	0	0	0	0
BYE WEEK											
11/05	vs. Cincinnati	4	2	2	1	0.0	0	0	0	0	1
11/12	vs. LA Chargers	9	6	3	2	0.0	0	0	0	0	0
11/19	at Cleveland	5	3	2	0	0.0	0	0	1	1	0
11/26	at Arizona										
12/03	vs. Indianapolis										
12/10	vs. Seattle										
12/17	vs. Houston										
12/24	at San Francisco										
12/31	at Tennessee										
2017 totals:		76	57	19	11	1.0	0	0	2	3	4

2016 GAME-BY-GAME STATISTICS

DATE	GAME	TKL	SOLO	ASST	TFL	SACKS	ST	FF	FR	PD	INT
09/11	vs. Green Bay	8	6	2	2	0.0	0	0	0	0	0
09/18	at San Diego	9	7	2	2	0.0	0	0	0	0	0
09/25	vs. Baltimore	7	6	1	1	0.0	0	0	0	2	0
10/02	vs. Indianapolis	8	8	0	1	0.0	0	0	0	0	0
BYE WEEK											
10/16	at Chicago	8	8	0	1	0.0	0	0	0	1	0
10/23	vs. Oakland	5	4	1	3	0.0	0	0	0	0	0
10/27	at Tennessee	15	10	5	0	0.0	0	0	0	1	0
11/06	at Kansas City	5	5	0	0	0.0	0	0	0	1	0
11/13	vs. Houston	6	4	2	0	0.0	0	0	0	0	0
11/20	at Detroit	8	7	1	1	0.0	0	0	1	0	0
11/27	at Buffalo	9	7	2	2	0.0	0	0	0	0	0
12/04	vs. Denver	6	6	0	0	1.0	0	0	0	0	0
12/11	vs. Minnesota	2	2	0	1	0.0	0	0	0	0	0
12/18	at Houston	8	6	2	0	0.0	0	0	0	1	1
12/24	vs. Tennessee	5	4	1	0	0.0	0	0	0	0	0
01/01	at Indianapolis	9	8	1	0	0.0	0	0	0	2	1
2016 totals:		118	98	20	14	1.0	0	0	1	8	2

2015 GAME-BY-GAME STATISTICS

DATE	GAME	TKL	SOLO	ASST	TFL	SACKS	ST	FF	FR	PD	INT
09/13	vs. Carolina	9	7	2	3	0.0	0	0	0	0	0
09/20	vs. Miami	9	6	3	0	0.0	0	0	0	1	1
09/27	at New England	11	7	4	0	0.0	0	0	0	0	0
10/04	at Indianapolis	9	5	4	1	0.5	0	0	0	0	0
10/11	at Tampa Bay	14	13	1	1	0.0	0	0	0	0	0
10/18	vs. Houston	7	7	0	1	0.0	0	0	0	0	0
10/25	vs. Buffalo	9	8	1	2	0.0	0	0	0	3	1
BYE WEEK											
11/08	at N.Y. Jets	8	6	2	1	0.0	0	1	0	2	0
11/15	at Baltimore	12	5	7	0	0.0	0	0	0	0	0
11/19	vs. Tennessee	9	8	1	1	0.0	0	0	0	0	0
11/29	vs. San Diego	7	6	1	0	0.0	0	0	0	0	0
12/06	at Tennessee	9	7	2	1	2.0	0	1	0	0	0
12/13	vs. Indianapolis	9	8	1	1	0.0	0	0	0	1	0
12/20	vs. Atlanta	6	6	0	1	0.0	0	0	0	0	0
12/27	at New Orleans										
01/03	at Houston										
2015 totals:		128	99	29	13	2.5	0	2	0	7	1

2014 GAME-BY-GAME STATISTICS

DATE	GAME	TKL	SOLO	ASST	TFL	SACKS	ST	FF	FR	PD	INT
09/07	at Philadelphia	3	3	0	1	0.0	0	0	0	0	0
09/14	at Washington	4	2	2	1	1.0	0	0	0	0	0
09/21	vs. Indianapolis	3	2	1	0	0.0	0	0	0	0	0
09/28	at San Diego	1	1	0	0	0.0	0	0	0	0	0
10/05	vs. Pittsburgh	4	2	2	0	0.0	0	0	0	0	0
10/12	at Tennessee	2	2	0	0	0.0	0	0	0	0	0
10/19	vs. Cleveland	4	3	1	1	1.0	0	1	0	2	1
10/26	vs. Miami	5	2	3	0	0.0	0	0	0	1	0
11/02	at Cincinnati	7	5	2	0	0.0	0	0	0	0	0
11/09	vs. Dallas	3	3	0	1	0.0	0	0	0	0	0
BYE WEEK											
11/23	at Indianapolis	12	9	3	2	0.0	0	0	2	0	0
11/30	vs. N.Y. Giants	10	9	2	0	0.0	0	0	0	0	0
12/07	vs. Houston	5	4	1	2	0.0	0	0	0	1	0
12/14	at Baltimore	5	1	4	0	0.0	0	0	0	0	0
12/18	vs. Tennessee	15	10	5	1	0.0	0	0	0	0	0
12/28	at Houston	16	11	5	0	0.0	0	0	0	0	0
2014 totals:		99	68	31	9	2.0	0	1	2	4	1

DAWUANE SMOOT

94 DAWUANE SMOOT

DEFENSIVE END

6-3 264 LBS

ILLINOIS

BORN MARCH 2, 1995

GROVEPORT, OHIO

ACQ: THIRD ROUND OF 2017 DRAFT (68TH)

EXP: ROOKIE



TRANSACTIONS

Drafted by Jacksonville in the third round (68th overall) in the 2017 draft

PRO (Games played/started - 10/0)

2017 (w/ JAX - 10/0)

- **9/10 at HOU:** Made his NFL debut and recorded one solo tackle
- **9/17 vs. TEN:** Saw action at DE and recorded one special teams tackle
- **9/24 vs. BAL:** Saw action at DE and recorded two solo tackles
- **10/1 at NYJ:** Recorded one quarterback hit
- **10/8 at PIT:** Recorded two tackles (one solo) and one tackle for a loss
- **10/15 vs LAR:** Recorded one solo tackle
- **10/22 at IND:** Assisted on one tackle
- **11/5 vs. CIN:** Saw action at DE and on special teams
- **11/12 vs. LAC:** Saw action at DE and on special teams
- **11/19 at CLE:** Recorded two tackles (one solo) and assisted on one special teams tackle

COLLEGE (at Illinois, 2013-16)

- Finished his career with 24 straight starts
- Tied for sixth in Illinois history with 38.5 tackles for a loss and eighth with 16.5 career sacks

2016 (Senior)

Named team captain as a senior, starting all 12 games at defensive tackle ... Totaled 56 tackles, 15 for a loss, 5.0 sacks, 10 QB pressures, one pass defended and two forced fumbles ... All-Big Ten third team

- **9/11 vs. UNC:** Earned a safety on a tackle for a loss
- **10/22 at Michigan:** Posted eight tackles
- **11/26 at Northwestern:** Matched his career high of 2.0 sacks

2015 (Junior)

Started all 12 games on the defensive line to total 40 tackles, 15 for a loss, 8.0 sacks, two passes defended, three QB pressures, three forced fumbles and two fumble recoveries ... Led the team in tackles for loss (15) and sacks (8.0), including most tackles for loss in a single season by an Illini since Whitney Mercilus' 22.5 in 2011

- **9/26 vs. MTSU:** Recorded a career-high and Illini season-best 2.0 sacks and had 3 tackles for loss
- **11/28 vs. Northwestern:** Had a season-high six tackles

2014 (Sophomore)

Played in all 13 games, totaling 33 tackles, including 7.5 for a loss, 2.5 sacks, three QB pressures and two passes defended

- **9/20 vs. Texas State:** Posted a career high of 2.0 sacks

2013 (Freshman)

Played in seven games, posting eight tackles and 1.0 sack on the season

- **11/30 vs. Northwestern:** Registered four tackles and 1.0 sack

HIGH SCHOOL

- Attended Groveport Madison (Groveport, Ohio) HS
- In his final two seasons, totaled 204 tackles, 24.0 sacks, five forced fumbles, one fumble recovery and four passes defended
- Earned defensive MVP at Madison his junior and senior years

PERSONAL

- Son of Darrell Sr. and Jamecca Smoot
- Goes by "D.J"

REGULAR SEASON CAREER STATISTICS

YEAR	TEAM	GP/GS	TKL	SOLO	ASST	TFL	SACKS	ST	FF	FR	PD	INT
2017	JAX	10/0	9	6	3	1	0.0	2	0	0	0	0
NFL totals: 1 yr.		10/0	9	6	3	1	0.0	2	0	0	0	0

2017 GAME-BY-GAME STATISTICS

DATE	OPP	TKL	SOLO	ASST	TFL	SACKS	ST	FF	FR	INT	PD
09/10	at Houston	1	1	0	0	0.0	0	0	0	0	0
09/17	vs. Tennessee	0	0	0	0	0.0	1	0	0	0	0
09/24	vs. Baltimore	2	2	0	0	0.0	0	0	0	0	0
10/01	at New York Jets	0	0	0	0	0.0	0	0	0	0	0
10/08	at Pittsburgh	2	1	1	1	0.0	0	0	0	0	0
10/15	vs. LA Rams	1	1	0	0	0.0	0	0	0	0	0
10/22	at Indianapolis	1	0	1	0	0.0	0	0	0	0	0
BYE WEEK											
11/05	vs. Cincinnati	0	0	0	0	0.0	0	0	0	0	0
11/12	vs. LA Chargers	0	0	0	0	0.0	0	0	0	0	0
11/19	at Cleveland	2	1	1	0	0.0	1	0	0	0	0
11/26	at Arizona										
12/03	vs. Indianapolis										
12/10	vs. Seattle										
12/17	vs. Houston										
12/24	at San Francisco										
12/31	at Tennessee										
2017 totals:		9	6	3	1	0.0	2	0	0	0	0

PEYTON THOMPSON

25 PEYTON THOMPSON

FREE SAFETY
5-10 184 LBS.
SAN JOSE STATE
BORN SEPTEMBER 26, 1990
ABILENE, TEXAS
ACQ: FREE AGENT 2014
EXP: 3RD YEAR



TRANSACTIONS

Originally signed by Atlanta as an undrafted rookie on 4/30/12 ... Waived on 8/31/12 ... Signed by Atlanta to the practice squad on 9/1/12 ... Signed by Atlanta to the 90-man roster on 1/21/13 ... Waived on 8/30/13 ... Signed by Washington to the practice squad on 11/26/13 ... Signed by Washington to the 90-man roster on 13/31/13 ... Waived on 8/9/14 ... Signed by Chicago on 8/18/14 ... Waived on 8/24/14 ... Signed by Jacksonville to the practice squad on 9/1/14 ... Signed to Jacksonville's active roster on 10/25/14 ... Waived on 11/11/14 ... Signed by Jacksonville to the practice squad on 11/12/14 ... Waived on 9/5/15 ... Signed by Jacksonville to the practice squad on 9/6/15 ... Activated to the 53-man active roster on 9/19/15

PRO (Games played/started - 42/0)

- Third-year CB has spent time with Atlanta, Washington, Chicago and Jacksonville
- Entered NFL as an undrafted rookie with the Falcons in 2012

2017 (w/ JAX - 10/0)

- **9/10 at HOU:** Saw action on special teams
- **9/17 vs. TEN:** Saw action on special teams
- **9/24 vs. BAL:** Recorded one solo tackle
- **10/1 at NYJ:** Saw action on special teams
- **10/8 at PIT:** Assisted on one tackle
- **10/15 vs. LAR:** Recorded one solo special teams tackle
- **10/22 at IND:** Recorded one solo tackle
- **11/5 vs. CIN:** Saw action on special teams
- **11/12 vs. LAC:** Recorded one solo special teams tackle
- **11/19 at CLE:** Recorded two special teams tackle (one solo)

2016 (w/ JAX - 15/0)

- Saw action in 15 games ... Led the team seven special team tackles
- **9/11 vs. G.B.:** Played 18 snaps on special teams in the team's season opener
 - **9/18 at S.D.:** Saw action on special teams
 - **9/25 vs. BAL:** Saw action on special teams
 - **10/2 vs. IND:** Made one stop on special teams
 - **10/16 at CHI:** Saw action on special teams
 - **10/23 vs. OAK:** Saw action on special teams and assisted on one ST tackle
 - **10/27 at TEN:** Saw action on special teams
 - **11/6 at K.C.:** Saw action on special teams
 - **11/13 vs. HOU:** Saw action on special teams
 - **11/20 at DET:** Saw action at CB and made two tackles (one solo)
 - **11/27 at BUF:** Led the team with three special teams tackles
 - **12/4 vs. DEN:** Saw action on special teams
 - **12/11 vs. MIN:** Inactive (ankle)
 - **12/18 at HOU:** Saw action in relief of CB Aaron Colvin (ankle) and recorded three tackles (two solo)
 - **12/24 vs. TEN:** Saw action on special teams and recorded one special teams tackle
 - **1/1 at IND:** Saw action on special teams

2015 (w/ JAX - 15/0)

- Played in 15 games after promotion from the practice squad after Week 1 ... Totaled eight tackles (six solo), one pass defended and 0.5 sacks
- **9/20 vs. MIA:** Made two solo tackles and recorded one pass defended in season debut
 - **9/27 at N.E.:** Made two solo tackles at CB and FS and saw action on special teams
 - **1/3 at HOU:** Saw action at CB and on special teams ... Tallied one tackle and 0.5 sacks

2014 (w/ JAX - 2/0)

- Saw action in two games
- **11/2 at CIN:** Made his NFL debut

2013 (w/ WAS - ps)

Spent the offseason with the Atlanta Falcons before being released on Aug. 30 ... Signed to the Redskins' practice squad in Week 13

2012 (w/ ATL - ps)

Spent the season on the Atlanta's practice squad

COLLEGE (at San Jose State, 2008-11)

- Credited with 186 tackles (125 solo), 10.5 tackles for loss, seven interceptions, one sack, two forced fumbles, two fumble recoveries and 22 passes defended in his four seasons at San Jose State
- As a senior in 2011, played in all 13 games with 11 starts
- Shared the team lead with 10 pass break-ups and finished second on the team with two interceptions that year
- Also added 82 total tackles, which ranked third for the Spartans
- Graduated with a degree in sociology

PERSONAL

- Attended Granite Bay (Calif.) High School, where he was a two-time Sacramento Bee honorable mention All-Metro
- Lettered in football and track
- Set a school record in the 400-yard dash (48.2 seconds)
- Native of Abilene, Texas
- Twitter handle is @tattedNspatted

REGULAR SEASON CAREER STATISTICS

YEAR	TEAM	GP/GS	TKL	SOLO	ASST	SACKS	FF	FR	PD	INT
2014	JAX	2/0	0	0	0	0.0	0	0	0	0
2015	JAX	15/0	8	6	2	0.5	0	0	1	0
2016	JAX	15/0	5	3	2	0.0	0	0	0	0
2017	JAX	10/0	3	2	1	0.0	0	0	0	0
Career totals: 3 yrs.		42/0	16	11	5	0.5	0	0	1	0

Additional statistics: five special teams tackles in 2015; six in 2016; four in 2017

CAREER HIGHS

	GAME	SEASON
Tackles:	3 (12/18/16 at HOU)	8 (2015)
Sacks:	0.5 (1/3/15 at HOU)	0.5 (2015)
Passes defended:	1 (9/20/15 vs. MIA)	1 (2015)

2017 GAME-BY-GAME STATISTICS

DATE	OPP	TKL	SOLO	ASST	TFL	SACKS	ST	FF	FR	INT	PD
09/10	at Houston	0	0	0	0	0.0	0	0	0	0	0
09/17	vs. Tennessee	0	0	0	0	0.0	0	0	0	0	0
09/24	vs. Baltimore	1	1	0	0	0.0	0	0	0	0	0
10/01	at New York Jets	0	0	0	0	0.0	0	0	0	0	0
10/08	at Pittsburgh	1	0	1	0	0.0	0	0	0	0	0
10/15	vs. LA Rams	0	0	0	0	0.0	1	0	0	0	0
10/22	at Indianapolis	1	1	0	0	0.0	0	0	0	0	0
BYE WEEK											
11/05	vs. Cincinnati	0	0	0	0	0.0	0	0	0	0	0
11/12	vs. LA Chargers	0	0	0	0	0.0	1	0	0	0	0
11/19	at Cleveland	0	0	0	0	0.0	2	0	0	0	0
11/26	at Arizona										
12/03	vs. Indianapolis										
12/10	vs. Seattle										
12/17	vs. Houston										
12/24	at San Francisco										
12/31	at Tennessee										
2017 totals:		3	2	1	0.0	0	4	0	0	0	0

2016 GAME-BY-GAME STATISTICS

DATE	GAME	TKL	SOLO	ASST	SACKS	FF	FR	PD	INT
09/11	vs. Green Bay	0	0	0	0.0	0	0	0	0
09/18	at San Diego	0	0	0	0.0	0	0	0	0
09/25	vs. Baltimore	0	0	0	0.0	0	0	0	0
10/02	vs. Indianapolis	0	0	0	0.0	0	0	0	0
BYE WEEK									
10/16	at Chicago	0	0	0	0.0	0	0	0	0
10/23	vs. Oakland	0	0	0	0.0	0	0	0	0
10/27	at Tennessee	0	0	0	0.0	0	0	0	0
11/06	at Kansas City	0	0	0	0.0	0	0	0	0
11/13	vs. Houston	0	0	0	0.0	0	0	0	0
11/20	at Detroit	2	1	1	0.0	0	0	0	0
11/27	at Buffalo	0	0	0	0.0	0	0	0	0
12/04	vs. Denver	0	0	0	0.0	0	0	0	0
12/11	vs. Minnesota								
12/18	at Houston	3	2	1	0.0	0	0	0	0
12/24	vs. Tennessee	0	0	0	0.0	0	0	0	0
01/01	at Indianapolis	0	0	0	0.0	0	0	0	0
2016 totals:		5	3	2	0.0	0	0	0	0

Additional statistics: nine special teams tackles (seven solo) in 2016

PEYTON THOMPSON



2015 GAME-BY-GAME STATISTICS

DATE	GAME	TKL	SOLO	ASST	SACKS	FF	FR	PD	INT
09/13	vs. Carolina				ps				
09/20	vs. Miami	2	2	0	0.0	0	0	1	0
09/27	at New England	2	2	0	0.0	0	0	0	0
10/04	at Indianapolis	1	0	1	0.0	0	0	0	0
10/11	at Tampa Bay	0	0	0	0.0	0	0	0	0
10/18	vs. Houston	0	0	0	0.0	0	0	0	0
10/25	vs. Buffalo	0	0	0	0.0	0	0	0	0
11/01	BYE WEEK								
11/08	at N.Y. Jets	1	1	0	0.0	0	0	0	0
11/15	at Baltimore	0	0	0	0.0	0	0	0	0
11/19	vs. Tennessee	0	0	0	0.0	0	0	0	0
11/29	vs. San Diego	0	0	0	0.0	0	0	0	0
12/06	at Tennessee	0	0	0	0.0	0	0	0	0
12/13	vs. Indianapolis	0	0	0	0.0	0	0	0	0
12/20	vs. Atlanta	1	1	0	0.0	0	0	0	0
12/27	at New Orleans	0	0	0	0.0	0	0	0	0
01/03	at Houston	1	0	1	0.5	0	0	0	0
2015 totals:		8	6	2	0.5	0	0	1	0

Additional statistics: five special teams tackles in 2015

JOSH WALKER

73

JOSH WALKER

OFFENSIVE LINEMAN
6-5 330 LBS.
MIDDLE TENNESSEE STATE
BORN JUNE 2, 1991
SPRING CITY, TENNESSEE
ACQ: FREE AGENT 2017
EXP: 3RD YEAR



TRANSACTIONS

Originally signed by Indianapolis as an undrafted free agent on 5/11/14 ... Waived on 8/30/14 ... Signed by Indianapolis to the practice squad on 9/16/14 ... Signed by Green Bay to the practice squad on 9/23/14 ... Signed by Green Bay on 1/20/15 ... Waived on 9/3/16 ... Signed by Houston to the practice squad on 10/27/16 ... Promoted to the 53-man active roster on 11/8/16

PRO (Games played/started - 16/0)

• Has played in 15 career games with Houston and Green Bay, as well as several stints on the practice squad in Green Bay, Indianapolis and Houston

2017 (w/ JAX - 1/0)

- 9/10 at HOU: Inactive
- 9/17 vs. TEN: Inactive
- 9/24 vs. BAL: Inactive
- 10/1 at NYJ: Inactive
- 10/8 at PIT: Inactive
- 10/15 vs LAR: Inactive
- 10/22 at IND: Inactive
- 11/5 vs. CIN: Inactive
- 11/12 vs. LAC: Saw action on special teams in his Jaguars debut
- 11/19 at CLE: Did not play

2016 (w/ HOU - 2/0)

- Spent training camp with Green Bay, before being waived and signed to the Houston practice squad prior to Week 8
- Active but DNP in Week 10
 - 12/18 vs. JAX: Made his Houston debut as a reserve offensive lineman

2015 (w/ G.B. - 13/0)

- Played in 13 games, seeing action on offense and special teams
 - 9/13 at CHI: Made his NFL debut, appearing on five snaps on special teams and three on offense
 - 10/11 vs. STL: Played 32 snaps at RG in place of T.J. Lang after he departed with injury

2014 (w/ IND - ps; w/ G.B. - ps)

- Served on Green Bay's practice squad for the final 13 games of the regular season and two playoff games
- Spent the first two weeks of the regular season on Indianapolis' practice squad

COLLEGE (at Middle Tennessee State, 2010-13)

- Played in 49 games with 34 starts, including 25 straight to end his collegiate career, in four seasons with the Blue Raiders
- Never missed a game during his career
- Earned second-team All-Conference USA honors and was voted a team captain in his final season

PERSONAL

- Attended Rhea County (Evansville, Tenn.) High School, where he was a three-year starter on the offensive and defensive line for the Golden Eagles
- Named to The Tennessean's 2008 Dream Team and the Best of Preps after recording 41 pancake blocks his senior year in helping lead his team to a 10-3 record
- Also lettered in track and field his senior year, participating in the shot put and discus events

JOSH WELLS

72

JOSH WELLS

OFFENSIVE LINEMAN

6-6 306 LBS


JAMES MADISON

BORN FEBRUARY 14, 1991

MECHANICSVILLE, VIRGINIA

ACQ: ROOKIE FREE AGENT 2014

EXP: 3RD YEAR



TRANSACTIONS

Originally signed by Jacksonville as an undrafted rookie on 5/14/14 ... Placed on injured reserve on 9/4/16 ... Activated to 53-man roster on 11/21/16

PRO (Games played/started - 27/2)

• Third-year OL has contributed on special teams, LT, LG and RT

2017 (w/ JAX - 10/1)

- **9/10 at HOU:** Saw action on special teams
- **9/17 vs. TEN:** Saw action on special teams
- **9/24 vs. BAL:** Saw action at LT and on special teams
- **10/1 at NYJ:** Saw action on special teams
- **10/8 at PIT:** Saw action as an extra offensive lineman and on special teams
- **10/15 vs LAR:** Saw action on special teams
- **10/22 at IND:** Stepped in at LT for **Cam Robinson** (ankle) in the first quarter and played the remainder of the game and helped the team rush for 188 yards
- **11/5 vs. CIN:** Played four snaps at LT for injured Cam Robinson and one snap at RT for injured Jermei Parnell
- **11/12 vs. LAC:** Started at RT in place of injured RT **Jermei Parnell** and helped the team rush for 135 yards
- **11/19 at CLE:** Started at RT in place of injured Jermei Parnell and helped the team rush for 139 yards

2016 (w/ JAX - 5/0)

Spent the first 11 weeks on the team's injured reserve list (thumb) before being activated to the 53-man roster prior Week 12

- **11/27 at BUF:** Made his 2016 debut on special teams
- **12/4 vs. DEN:** Saw action on special teams
- **12/11 vs. MIN:** Saw one snap at LT and saw action on special teams
- **12/18 at HOU:** Saw action at LG in relief of **Jeremiah Poutasi** ... Left the game with a shoulder injury and did not return
- **12/24 vs. TEN:** Dressed but did not play
- **1/1 at IND:** Saw action along the offensive line

2015 (w/ JAX - IR)

Placed on injured reserve on August 28 with a thumb injury

2014 (w/ JAX - 12/0)

One of three undrafted rookies to make opening day roster (**Tyler Shatley, Allen Hurns**) ... Played in 12 games as a rookie, primarily on special teams

- **9/21 at IND:** Made NFL debut on special teams
- **10/26 vs. MIA:** Inserted into the game in the first quarter for **Luke Joeckel** (concussion) at LT and played the remainder of the game
- **11/30 vs. NYG:** Inserted into the game in the second quarter for an injured **Austin Pasztor** at RT and played every snap

COLLEGE (at James Madison, 2009-13)


- Four-year letterman
- Started all 12 games as a senior in 2013 while serving as a team captain
- Two-time second-team All-CAA selection
- Saw action at TE and DL to fill-in for injury
- Majored in sports management

PERSONAL

- Four-year letterman at QB for Hanover (Mechanicsville, Va.) High School, where he threw for more than 4,000 yards and 28 TDs while rushing for 900 yards and five TDs
- First-team All-Capital District selection as a senior
- Two-year team captain
- Full name is Joshua Ryan Wells
- Twitter handle is @J_Wells72

DEDE WESTBROOK

[12] DEDE WESTBROOK



WIDE RECEIVER

6-0 178 LBS

OKLAHOMA

BORN NOVEMBER 21, 1993

CAMERON, TEXAS

ACQ: FOURTH ROUND OF 2017 DRAFT (110TH)

EXP: ROOKIE

TRANSACTIONS

Drafted by Jacksonville in the fourth round (110th overall) of the 2017 draft ... Placed on injured/reserve on 9/8/17 ... Activated to the 53-man roster on 11/18/17

PRO (Games played/started - 1/0)

- Spent first 10 weeks of the season on injured/reserve
- Led the NFL in receiving yards (288), tied for most receiving TDs (2) and was second in receptions (13) during the 2017 preseason

2017 (w/ JAX - 1/0)

Activated to the 53-man active roster prior to the team's Week 11 game at Cleveland

- 11/19 at CLE:** Made his NFL and Jaguars debut and recorded three receptions for 35 yards, including a game-long 28-yard reception

COLLEGE (at Oklahoma, 2015-16)

Finished career ranked fourth in school history with nine 100-yard receiving games, tied for sixth with 21 TD receptions, seventh with 2,267 career receiving yards and 12th with 126 career receptions, despite playing just two seasons

2016 (Senior)

One of five Heisman Trophy finalists (along with teammate **Baker Mayfield**) ... OU's first winner of the Biletnikoff Award, given to the most outstanding receiver ... One of four finalists for the Paul Hornung Award, given to the most versatile college player of the year ... Set the OU single-season record with 17 receiving TDs ... Recorded at least 100 receiving yards in eight of OU's nine Big 12 games and 88 in the other ... Led all Power 5 players in receiving yards (1,524) and receiving TDs per game (1.31) while ranking third in receiving yards per game (117.2) ... 1,370 of his 1,524 receiving yards and all 17 of his receiving TDs came in the last 10 games (most receiving yards and TDs in a 10-game stretch in school history) ... His 17 receiving scores over the final 10 games were more than 43 teams had on the season ... His 12 offensive TDs of at least 40 yards were the most in one season since by an FBS player since at least 1996 ... Led nation in receptions of 20-plus yards (26), 50-plus yards (seven), 60-plus yards (six) and 70-plus yards (three) ... Led Big 12 in conference play in receiving yards (145.7 per game) and points (11.6 per game) ... Averaged 16.2 yards on his nine punt returns, including a 71-yard TD return against Kansas State, and 27.1 yards on his nine kickoff returns

2015 (Junior)

Named Big 12 Offensive Newcomer of the Year by league's coaches ... Started all 13 games ... Totaled 46 receptions for 743 yards (16.2 rec. avg.) and four TDs

Junior College

Mid-year transfer was a four-star recruit by ESPN, Rivals and Scout and a three-star recruit by 247Sports ... Listed as No. 12 overall JUCO player by ESPN, No. 22 by Scout and No. 33 by 247Sports ... Ranked as No. 3 JUCO wide receiver by ESPN and No. 4 by 247Sports ... Ranked second in the nation with 76 receptions and led junior college ranks with 1,487 yards and 13 TDs in only eight games to earn NJCAA First-Team All-America honors as a sophomore at Blinn Community College

HIGH SCHOOL

- Attended Cameron Yoe (Texas) High School

REGULAR SEASON CAREER STATISTICS

YEAR	TEAM	GP/GS	RECs	YDS	AVG.	LG	TD
2017	JAX	1/0	3	35	11.7	28	0
NFL totals: 1 yr.		1/0	3	35	11.7	28	0

2017 GAME-BY-GAME STATISTICS

DATE	OPP	RECs	YDS	AVG.	LG	TD
09/10	at Houston			IR		
09/17	vs. Tennessee			IR		
09/24	vs. Baltimore			IR		
10/01	at New York Jets			IR		
10/08	at Pittsburgh			IR		
10/15	vs. LA Rams			IR		
10/22	at Indianapolis			IR		
	BYE WEEK					
11/05	vs. Cincinnati			IR		
11/12	vs. LA Chargers			IR		
11/19	at Cleveland	3	35	11.7	28	0
11/26	at Arizona					
12/03	vs. Indianapolis					
12/10	vs. Seattle					
12/17	vs. Houston					
12/24	at San Francisco					
12/31	at Tennessee					
2017 totals:		3	35	11.7	28	0

JARROD WILSON

26

JARROD WILSON



SAFETY

6-2 210 LBS

MICHIGAN

BORN FEBRUARY 9, 1994

AKRON, OHIO

ACQ: FREE AGENT 2016

EXP: 2ND YEAR

TRANSACTIONS

Originally signed by Jacksonville as an undrafted rookie on May 1, 2016

PRO (Games played/started - 25/0)

- Made his NFL debut in Week 1 of the 2016 season

2017 (w/ JAX - 9/0)

- **9/10 at HOU:** Saw action on special teams
- **9/17 vs. TEN:** Saw action on special teams
- **9/24 vs. BAL:** Saw action at S and on special teams
- **10/1 at NYJ:** Recorded one solo special teams tackle
- **10/8 at PIT:** Inactive
- **10/15 vs. LAR:** Saw action on special teams
- **10/22 at IND:** Recorded one solo tackle
- **11/5 vs. CIN:** Saw action at S and on special teams
- **11/12 vs. LAC:** Recorded one solo special teams tackle
- **11/19 at CLE:** Saw action at S and on special teams, recovering one fumble in the third quarter on CLE S **Jabrill Peppers'** muffed punt

2016 (w/ JAX - 16/0)

- **9/11 vs. G.B.:** Made his NFL and Jaguars debut and played 12 snaps on special teams
- **9/18 at S.D.:** Played four snaps at SS and four snaps on special teams
- **9/25 vs. BAL:** Saw action on special teams
- **10/2 vs. IND:** Played one snap at safety and contributed on special teams
- **10/16 at CHI:** Saw one snap at SS and contributed on special teams
- **10/23 vs. OAK:** Saw action on special teams and on defense and led the team with four ST tackles (three solo)
- **10/27 at TEN:** Saw action on special teams and assisted on one special teams tackle
- **11/6 at K.C.:** Saw action on special teams
- **11/13 vs. HOU:** Saw three snaps at SS and registered one solo tackle ... Also saw action on special teams
- **11/20 at DET:** Saw action primarily on special teams
- **11/27 at BUF:** Saw action primarily on special teams
- **12/4 vs. DEN:** Played two snaps at safety and saw action on special teams
- **12/11 vs. MIN:** Saw nine snaps at SS and action on special teams, recording one special teams tackles
- **12/18 at HOU:** Saw action at FS in goal-line situations and recorded one solo tackle
- **12/24 vs. TEN:** Saw action on special teams
- **1/1 at IND:** Played two snaps at safety and saw action on special teams

COLLEGE (at Michigan, 2012-15)

- Four-year letterman
- Appeared in 48 games with 31 starts
- Career totals include 169 tackles, 4 tackles for loss, one forced fumble, one fumble recovery, four INTs and seven passes defended
- Named a 2015 All-Big Ten honorable mention
- As a senior in 2015, started all 13 games at safety
- As a junior in 2014, started 10 games at safety and totaled 50 tackles and one forced fumble
- Majored in general studies in the College of Literature, Science and the Arts

PERSONAL

- Attended Akron (Ohio) Buchtel High School where he played for former Michigan RB Ricky Powers
- Registered 71 tackles and three INTs, including one pick-six, as a senior in 2011 en route to first-team All-State honors
- Also lettered in basketball
- His uncle, Dave Young, played at Purdue and for the Baltimore Colts

REGULAR SEASON CAREER STATISTICS

YEAR	TEAM	GP/GS	TKL	SOLO	ASST	SACKS	FF	FR	PD	INT
2016	JAX	16/0	2	2	0	0.0	0	0	0	0
2017	JAX	9/0	1	1	0	0.0	0	1	0	0
Career totals:		2 yrs.25/0	3	3	0	0.0	0	1	0	0

2017 GAME-BY-GAME STATISTICS

DATE	OPP	TKL	SOLO	ASST	TFL	SACKS	ST	FF	FR	INT	PD
09/10	at Houston	0	0	0	0	0.0	0	0	0	0	0
09/17	vs. Tennessee	0	0	0	0	0.0	0	0	0	0	0
09/24	vs. Baltimore	0	0	0	0	0.0	0	0	0	0	0
10/01	at New York Jets	0	0	0	0	0.0	1	0	0	0	0
10/08	at Pittsburgh	Inactive									
10/15	vs. LA Rams	0	0	0	0	0.0	0	0	0	0	0
10/22	at Indianapolis	1	1	0	0	0.0	0	0	0	0	0
BYE WEEK											
11/05	vs. Cincinnati	0	0	0	0	0.0	0	0	0	0	0
11/12	vs. LA Chargers	0	0	0	0	0.0	1	0	0	0	0
11/19	at Cleveland	0	0	0	0	0.0	0	0	1	0	0
11/26	at Arizona	Inactive									
12/03	vs. Indianapolis	Inactive									
12/10	vs. Seattle	Inactive									
12/17	vs. Houston	Inactive									
12/24	at San Francisco	Inactive									
12/31	at Tennessee	Inactive									
2017 totals:		1	1	0	0.0	0	2	0	1	0	0

2016 GAME-BY-GAME STATISTICS

DATE	GAME	TKL	SOLO	ASST	SACKS	FF	FR	PD	INT
09/11	vs. Green Bay	0	0	0	0.0	0	0	0	0
09/18	at San Diego	0	0	0	0.0	0	0	0	0
09/25	vs. Baltimore	0	0	0	0.0	0	0	0	0
10/02	vs. Indianapolis	0	0	0	0.0	0	0	0	0
BYE WEEK									
10/16	at Chicago	0	0	0	0.0	0	0	0	0
10/23	vs. Oakland	0	0	0	0.0	0	0	0	0
10/27	at Tennessee	0	0	0	0.0	0	0	0	0
11/06	at Kansas City	0	0	0	0.0	0	0	0	0
11/13	vs. Houston	1	1	0	0.0	0	0	0	0
11/20	at Detroit	0	0	0	0.0	0	0	0	0
11/27	at Buffalo	0	0	0	0.0	0	0	0	0
12/04	vs. Denver	0	0	0	0.0	0	0	0	0
12/11	vs. Minnesota	0	0	0	0.0	0	0	0	0
12/18	at Houston	1	1	0	0.0	0	0	0	0
12/24	vs. Tennessee	0	0	0	0.0	0	0	0	0
01/01	at Indianapolis	0	0	0	0.0	0	0	0	0
2016 totals:		2	2	0	0.0	0	0	0	0

Additional statistics: six special teams tackles in 2016

T.J. YELDON

24

T.J. YELDON

RUNNING BACK

6-1 223 LBS


ALABAMA

BORN OCTOBER 2, 1993

DAPHNE, ALABAMA

ACQ: 2ND ROUND OF 2015 DRAFT (36TH)

EXP: 3RD YEAR



TRANSACTIONS

Originally drafted by Jacksonville in the second round (36th overall) of the 2015 Draft ... Placed on injured reserve on 12/26/16

PRO (Games played/started - 31/25)

• Third-year RB has started in 25 of 30 career games he has appeared in

2017 (w/ JAX - 4/0)

- **9/10 at HOU:** Inactive
- **9/17 vs. TEN:** Inactive
- **9/24 vs. BAL:** Inactive
- **10/1 at NYJ:** Inactive
- **10/8 at PIT:** Inactive
- **10/15 vs LAR:** Inactive
- **10/22 at IND:** Rushed nine times for 122 yards and one TD, including a career-long touchdown run of 58 yards ... Recorded two receptions for 15 yards
- **11/5 vs. CIN:** Rushed 11 times for 41 yards and recorded two receptions for 11 yards
- **11/12 vs. LAC:** Rushed three times for 11 yards and recorded six receptions for 39 yards
- **11/19 at CLE:** Rushed five times for 15 yards and had one reception for five yards

2016 (w/ JAX - 15/13)

Started 13 of 15 games played ... Totaled 130 rushes for 465 yards, including one TD, and had 50 receptions for 312 receiving yards and one TD

- **9/11 vs. G.B.:** Started at RB and rushed 21 times for 39 yards and one TD
- **9/18 at S.D.:** Rushed seven times for 28 yards (4.0 avg.)
- **9/25 vs. BAL:** Rushed six times for 17 yards and also had 2 receptions for 11 yards
- **10/2 vs. IND:** Rushed 14 times for 71 yards (5.1 avg.) and recorded four receptions for 46 yards
- **10/16 at CHI:** Rushed six times for 21 yards and posted one reception for five yards
- **10/23 vs. OAK:** Rushed six times for 24 yards and caught one pass for four yards ... Matched his longest rush of the season with a 15-yard run
- **10/27 at TEN:** Rushed for 20 yards on three carries and also had four receptions for 36 yards
- **11/6 at K.C.:** Rushed seven times for 33 yards (4.7 rush avg.) and had five receptions for 32 yards and one TD
- **11/13 vs. HOU:** Rushed nine times for 31 yards (3.4 rush avg.) and had three receptions for 27 yards (9.0 rec. avg.)
- **11/20 at DET:** Rushed four times for 16 yards (4.0 rush avg.) before exiting the game with an ankle injury
- **11/27 at BUF:** Rushed six times for 17 yards and posted one reception for three yards
- **12/4 vs. DEN:** Rushed 14 times for 55 yards and posted three receptions for 27 yards
- **12/11 vs. MIN:** Rushed 17 times for 59 yards (3.5 avg.) and posted a team-high seven receptions for 31 yards (4.4 rec. avg.)
- **12/18 at HOU:** Rushed eight times for 28 yards (3.5 avg.) and recorded team-highs with five receptions for 34 yards
- **12/24 vs. TEN:** Rushed twice for five yards and left the game in the first quarter with an ankle injury and did not return

2015 (w/ JAX - 12/12)

Played and started in 12 games during his rookie season ... Totaled 182 rushes for 740 yards (4.1 rush avg.) and two TDs and 36 receptions for 279 yards (7.8 rec. avg.) and one TD ... His 740 rushing yards are the most by a Jaguars rookie in a single season since **Maurice Jones-Drew** (941 yards) in 2006 ... Ranked fourth among NFL rookies with 1,019 scrimmage yards (740 rushing, 279 receiving)

- **9/13 vs. CAR:** Rushed 12 times for 51 yards (4.3 avg.) and had three receptions for 16 yards (5.3 avg.) in NFL debut
- **9/20 vs. MIA:** Rushed 25 times for 70 yards (2.8 avg.) and had three receptions for 13 yards (4.3 avg.)
- **10/4 at IND:** Recorded his first 100-yard rushing game of his career, tallying 22 rushes for 105 yards (4.8 avg.), including a career-long 36-yard scamper in OT ... Also had two catches for four yards (2.0 rec. avg.) ... Became first Jaguars rookie RB to rush for 100 yards since Jones-Drew recorded 131 yards on 12/24/06 versus New England

- **10/11 at T.B.:** Rushed 11 times for 32 yards (2.9 rush avg.) and had five receptions for 31 yards (6.2 rec. avg.), including his first career NFL touchdown
- **10/25 vs. BUF:** Rushed 20 times for a season- and career-high 115 yards and his first career TD
- **11/8 at NYJ:** Rushed 14 times for 64 yards (4.6 rush avg.), including a career-long 45-yard carry in the fourth quarter
- **12/6 at TEN:** Rushed 15 times for 57 yards (3.8 rush avg.) and one TD, and had four receptions for a career-high 79 receiving yards, including a career-long reception of 67 yards

COLLEGE (at Alabama, 2012-14)

- Appeared in 39 games with 21 starts and finished fourth in school history with 3,322 career rushing yards and third with 37 career rushing TDs
- Only player in school history to rush for 1,000-plus yards in his first two seasons
- Fifth player in program history to rush for 1,000-plus yards in multiple seasons, joining **Johnny Musso** (1970-71), **Bobby Humphrey** (1986-87), **Shaun Alexander** (1998-99) and **Kenneth Darby** (2004-05)
- Finished 243 yards behind Alexander's school record of 3,565 yards (1996-99)
- Only player in school history to be named the Dixie Howell Memorial Most Valuable Player of the A-Day Game three times

PERSONAL

- Attended Daphne (Ala.) High School where he played for coach Glenn Vickery
- Named Mr. Football for the state of Alabama by the Alabama Sports Writers Association
- First-team All-State selection by the ASWA
- Second-team USA Today High School All-America selection
- Five-star recruit according to Rivals.com and 247sports.com
- Totaled 6,155 scrimmage yards in four years with 73 TDs
- Won the 2010 Alabama 6A State Championship
- Twitter handle is @T_Yeldon

REGULAR SEASON CAREER STATISTICS

YEAR	TEAM	GP/GS	RUSHING					RECEIVING				
			NO	YDS	AVG	LG	TD	NO	YDS	AVG	LG	TD
2015	JAX	12/12	182	740	4.1	45	2	36	279	7.8	67	1
2016	JAX	15/13	130	465	3.6	16	1	50	312	6.2	16	1
2017	JAX	4/0	28	189	6.8	58t	1	11	70	6.4	8	0
NFL totals: 3 yrs. 31/25			340	1,379	4.1	58t	4	97	671	6.9	67	2

CAREER HIGHS

	GAME	SEASON
Rushing attempts:	25 (9/20/15 vs. MIA)	182 (2015)
Rushing yards:	115 (10/25/15 vs. BUF)	740 (2015)
Longest rush:	45 (11/8/15 at NYJ)	45 (2015)
Rushing touchdowns:	1 (three times, last: 9/11/16 vs. G.B.)	2 (2014)
Receptions:	8 (9/18/16 at S.D.)	36 (2015)
Receiving yards:	79 (12/6/15 at TEN)	279 (2015)
Longest reception:	67 (12/6/15 at TEN)	67 (2015)
Receiving touchdowns:	1 (twice, last: 11/6/16 at KC)	1 (2015 & 2016)

2017 GAME-BY-GAME STATISTICS

DATE	GAME	RUSHING					RECEIVING				
		NO	YDS	AVG	LG	TD	NO	YDS	AVG	LG	TD
09/10	at Houston										
09/17	vs. Tennessee										
09/24	vs. Baltimore										
10/01	at New York Jets										
10/08	at Pittsburgh										
10/15	vs. LA Rams										
10/22	at Indianapolis	9	122	13.6	58t	1	2	15	7.5	8	0
	BYE WEEK										
11/05	vs. Cincinnati	11	41	3.7	15	0	2	11	5.5	6	0
11/12	vs. LA Chargers	3	11	3.7	8	0	6	39	6.5	11	0
11/19	at Cleveland	5	15	3.0	9	0	1	5	5.0	5	0
11/26	at Arizona										
12/03	vs. Indianapolis										
12/10	vs. Seattle										
12/17	vs. Houston										
12/24	at San Francisco										
12/31	at Tennessee										
2017 totals:		28	189	6.8	58t	1	11	70	6.4	8	0

T.J. YELDON



2016 GAME-BY-GAME STATISTICS

DATE	GAME	RUSHING					RECEIVING				
		NO	YDS	AVG	LG	TD	NO	YDS	AVG	LG	TD
09/11	vs. Green Bay	21	39	1.9	7	1	4	30	7.5	11	0
09/18	at San Diego	7	28	4.0	15	0	8	10	1.3	8	0
09/25	vs. Baltimore	6	17	2.8	9	0	2	11	5.5	6	0
10/02	vs. Indianapolis	14	71	5.1	15	0	4	46	11.5	16	0
	BYE WEEK										
10/16	at Chicago	6	21	3.5	13	0	1	5	5.0	5	0
10/23	vs. Oakland	6	24	4.0	15	0	1	4	4.0	4	0
10/27	at Tennessee	3	20	6.7	12	0	4	36	9.0	12	0
11/06	at Kansas City	7	33	4.7	16	0	5	32	6.4	13t	1
11/13	vs. Houston	9	32	3.6	7	0	3	27	9.0	17	0
11/20	at Detroit	4	16	4.0	7	0	2	16	8.0	14	0
11/27	at Buffalo	6	17	2.8	6	0	1	3	3.0	3	0
12/04	vs. Denver	14	55	3.9	8	0	3	27	9.0	10	0
12/11	vs. Minnesota	17	59	3.5	12	0	7	31	4.4	10	0
12/18	at Houston	8	28	3.5	12	0	5	34	6.8	10	0
12/24	vs. Tennessee	2	5	2.5	4	0	0	0	0.0	0	0
01/01	at Indianapolis					IR					
2016 totals:		130	465	3.6	16	1	50	312	6.2	16	1



2015 GAME-BY-GAME STATISTICS

DATE	GAME	RUSHING					RECEIVING				
		NO	YDS	AVG	LG	TD	NO	YDS	AVG	LG	TD
09/13	vs. Carolina	12	51	4.3	14	0	3	16	5.3	7	0
09/20	vs. Miami	25	70	2.8	12	0	3	13	4.3	11	0
09/27	at New England	11	33	3.0	8	0	2	9	4.5	9	0
10/04	at Indianapolis	22	105	4.8	36	0	2	4	2.0	5	0
10/11	at Tampa Bay	11	32	2.9	10	0	5	31	6.2	13	1
10/18	vs. Houston					ina					
10/25	vs. Buffalo	20	115	5.8	28t	1	1	9	9.0	9	0
	BYE WEEK										
11/08	at N.Y. Jets	14	64	4.6	45	0	3	37	12.3	21	0
11/15	at Baltimore	18	61	3.4	16	0	5	6	1.2	7	0
11/19	vs. Tennessee	14	54	3.9	15	0	3	28	9.3	13	0
11/29	vs. San Diego	9	36	4.0	21	0	4	46	11.5	20	0
12/06	at Tennessee	15	57	3.8	9	1	4	79	19.8	67	0
12/13	vs. Indianapolis	11	62	5.6	14	0	1	1	1.0	1	0
12/20	vs. Atlanta					ina					
12/27	at New Orleans					ina					
01/03	at Houston					ina					
2015 totals:		182	740	4.1	45	2	36	279	7.8	67	1



GAME SUMMARIES

REGULAR SEASON WEEK 12 AT ARIZONA CARDINALS

GAME SUMMARIES



WEEK 1 AT HOUSTON

Sept. 10, 2017 at NRG Stadium

	1	2	3	4	OT	Final
JACKSONVILLE JAGUARS (1-0)	3	16	7	3	-	29
HOUSTON TEXANS (0-1)	0	0	7	0	-	7

With the backdrop of hurricane relief efforts in Houston in the aftermath of Harvey, and a raucous crowd on hand, the Jaguars turned in their best Opening Day effort in years with a statement-making 29-7 division win at NRG Stadium. Leading the way was a defense that dominated the game with a franchise-record 10 sacks, including 4.0 by **Calais Campbell**, and four takeaways that led to 16 points. On offense rookie **Leonard Fournette** rushed for 100 yards and a touchdown in his NFL debut, while **Chris Ivory** added 42 yards on nine carries. Jacksonville scored on its first possession of the new season, marching 51 yards in eight plays to set up **Jason Myers**' 42-yard field goal. Houston's first six possessions ended with four punts, including three 3-and-outs, followed by back-to-back fumbles on strip-sacks by **Yannick Ngakoue**. The first fumble led to Fournette's 1-yard scoring run, and the second was scooped up by **Dante Fowler Jr.** and returned 53 yards for a touchdown to give the Jaguars a 19-0 halftime lead with 49 seconds remaining in the first half. By that time Campbell had 3.5 sacks and Ngakoue had 2.0 with two forced fumbles. **Deshawn Watson** replaced **Tom Savage** as the Texans quarterback at halftime, and Houston opened the second half with its best drive of the day, going 75 yards on 14 plays to a 4-yard touchdown pass from Watson to **DeAndre Hopkins**. But Jacksonville responded quickly with a 10-play, 75-yard series ending with a TD pass from Bortles to **Tommy Bohanon** to make it 26-7. The Texans' next drive of 11 plays reached the Jacksonville 35-yard line before Fowler's strip sack of Watson was recovered by Ngakoue. Two possessions later Houston put together a 7-play drive, but that was ended by another turnover, this time an interception by **Tashaun Gipson** that he returned 67 yards to set up Myers' 38-yard field goal to cap the scoring at 29-7 with 3:15 remaining. In the only bad news of the day, **Allen Robinson** suffered a torn ACL on the third play of the game. The win was the Jaguars' first on Opening Day since 2011, and their first road win on Opening Day since 2004.

Team	Q	Time	Scoring Play	Drive Info
Jax	1	12:08	J. Myers 42 yd. Field Goal	8-51, 2:52
Jax	2	14:49	J. Myers 25 yd. Field Goal	10-77, 5:14
Jax	2	2:02	L. Fournette 1 yd. run (kick failed, wr)	9-53, 5:29
Jax	2	0:49	D. Fowler 53 yd. fumble return (Myers kick)	
Hou	3	9:09	D. Hopkins 4 yd. pass from D. Watson (Fairbairn kick)	14-75, 5:51
Jax	3	4:14	T. Bohanon 1 yd. pass from B. Bortles (Myers kick)	10-75, 4:55
Jax	4	3:11	J. Myers 38 yd. Field Goal	4-7, 0:20

Team Statistics

	Jaguars	Texans
First Downs (Run-Pass-Pen)	19 (7-8-4)	23 (4-11-8)
Total Yards-Plays-Avg.	280-60-4.7	203-69-2.9
Rushing Yards-Attempts-Avg.	155-39-4.0	93-23-4.0
Net Yards Passing (Sacked-Yds)	125 (0-0)	110 (10-54)
Att-Comp-Int	21-11-0	36-19-1
Third Down Conversions (%)	3-12 (25%)	5-12 (42%)
Fourth Down Conversions (%)	1-1 (100%)	0-1 (0%)
Punts-Avg.	4-46.8	5-43.2
Fumbles-Lost	0-0	3-3
Penalties-Yards	10-89	9-94
Time of Possession	30:05	29:55

Individual Statistics

Texans Rushing: L. Miller 17-65, D. Watson 2-16, T. Ervin 3-8, D. Foreman 1-4
Jaguars Rushing: L. Fournette 26-100, C. Ivory 9-42, B. Bortles 3-13

Texans Passing: D. Watson 12-23-102 (TD, INT); T. Savage 7-13-62
Jaguars Passing: B. Bortles 11-21-125 (TD)

Texans Receiving: D. Hopkins 7-55, C. Fierdorowicz 4-46, T. Ervin 4-18, L. Miller 2-31, S. Anderson 2-14
Jaguars Receiving: A. Hurns 3-42, L. Fournette 3-24, J. O'Shaughnessy 1-18, A> Robinson 1-17, A. Benn 1-12, C. Ivory 1-11, T. Bohanon 1-1

Sacks: Texans None

Sacks: Jaguars 10.0 (Campbell 4.0; Ngakoue 2.0; McCray 1.5; Fowler Jr. 1.0; Jackson 1.0; Jones 0.5)

Interceptions: Texans None
Interceptions: Jaguars 1 (T. Gipson)

Paid Attendance: 71,710 **Time:** 3:06 **Temperature:** 80 degrees



WEEK 2 VS. TENNESSEE

Sept. 17, 2017 at EverBank Field

	1	2	3	4	OT	Final
TENNESSEE TITANS (1-1)	3	3	17	14	--	37
JACKSONVILLE JAGUARS (1-1)	3	0	0	13	--	16

Making their regular season home debut, the Jaguars started fast with a three-and-out on defense followed by a **Jason Myers** 43-yard field goal on their first possession, but Tennessee took over from there on the strength of 179 rushing yards and three takeaways for a 37-16 win. Following the Jaguars' opening drive the offense struggled, with five punts and three turnovers on their next eight possessions including three straight turnovers in the second and third quarters. Tennessee turned both of **Blake Bortles'** interceptions into points with field goals of 41 and 26 yards for a 9-3 lead early in the second half, then extended its string to six straight scoring drives with touchdowns on each of the next four. **Derek Henry** blasted through the defense for a 17-yard scoring run before **Delanie Walker** ran in from a yard out to give Tennessee a 23-3 advantage late in the third quarter. Four touchdowns were scored in the final period, with Tennessee extending the lead to 30-0 on a **Marcus Mariota** 32-yard pass to **Jonnu Smith** before Leonard Fournette got the Jaguars' first touchdown of the day on a one-yard run. The Titans' **Jalston Fowler** scored on a three-yard touchdown run for a 37-9 lead before Bortles threw a seven-yard touchdown pass to **Allen Hurns** with 2:11 remaining. While Tennessee scored in all four quarters, the Jaguars' highlights were limited to **Marqise Lee's** seven receptions and the defense was limited to a **Telvin Smith** interception and a **Myles Jack** sack of Mariota.

Team	Q	Time	Scoring Play	Drive Info
Jax	1	7:24	J. Myers 43 yd. Field Goal	12-51, 6:01
Ten	1	2:16	R. Succop 40 yd. Field Goal	11-53, 5:08
Ten	2	0:00	R. Succop 41 yd. Field Goal	10-38, 2:13
Ten	3	9:24	R. Succop 26 yd. Field Goal	10-31, 4:40
Ten	3	6:36	D. Henry 17 yd. run (Succop kick)	2-34, 0:46
Ten	3	2:49	D. Walker 1 yd. run (Succop kick)	3-49, 1:34
Ten	4	9:57	J. Smith 32 yd. pass from M. Mariota (Succop kick)	8-86, 5:19
Jax	4	7:12	L. Fournette 1 yd. run (pass failed)	6-75, 2:45
Ten	4	4:14	J. Fowler 3 yd. run (Succop kick)	6-25, 2:58
Jax	4	2:11	A. Hurns 7 yd. pass from B. Bortles (Myers kick)	6-77, 2:03

Team Statistics

	Titans	Jaguars
First Downs (Run-Pass-Pen)	21 (12-9-0)	20 (6-13-1)
Total Yards-Plays-Avg.	390-64-6.1	310-61-5.1
Rushing Yards-Attempts-Avg.	179-36-5.0	99-25-4.0
Net Yards Passing (Sacked-Yds)	211 (1-4)	211 (2-12)
Att-Comp-Int	27-15-1	34-20-2
Third Down Conversions (%)	6-13 (46%)	5-13 (46%)
Fourth Down Conversions (%)	0-0 (0%)	0-0 (0%)
Punts-Avg.	3-41.7	5-49.2
Fumbles-Lost	0-0	3-1
Penalties-Yards	7-70	10-99
Time of Possession	30:46	29:14

Individual Statistics

Titans Rushing: D. Henry 14-92, D. Murray 9-25, M. Mariota 6-24, D. Fluellen 3-18, T. Taylor 2-16, J. Fowler 1-3, D. Walker 1-1

Jaguars Rushing: L. Fournette 14-40, B. Bortles 4-29, C. Ivory 6-17, C. Grant 1-13

Titans Passing: M. Mariota 15-27-215 (INT, TD)

Jaguars Passing: B. Bortles 20-34-223 (2 INTs, TD)

Titans Receiving: D. Walker 4-61, R. Matthews 3-43, E. Decker 3-32, J. Smith 2-30, T. Taylor 1-42, C. Davis 1-4, D. Murray 1-3

Jaguars Receiving: M. Lee 7-76, A. Hurns 6-82, C. Ivory 3-31, L. Fournette 2-21, K. Cole 2-13

Sacks: Titans 2.0 (B. Orakpo 1.0; D. Morgan 1.0)

Sacks: Jaguars 1.0 (M. Jack)

Interceptions: Titans 2 (D. Searcy, C. Riley)

Interceptions: Jaguars 1 (T. Smith)

Paid Attendance: 61,709

Time: 3:02

Temperature: 84 degrees

GAME SUMMARIES



WEEK 3 VS. BALTIMORE

Sept. 24, 2017 at Wembley Stadium

	1	2	3	4	OT	Final
BALTIMORE RAVENS (2-1)	0	0	0	7	--	7
JACKSONVILLE JAGUARS (2-1)	10	13	14	7	--	44

Playing in Wembley Stadium for the fifth consecutive year, the Jaguars turned in their most complete performance to date with a dominant 44-7 win against Baltimore led by **Marcedes Lewis'** career-high 3 touchdown catches. Scoring on three of their first five possessions, Jacksonville built a 23-0 halftime lead before adding three straight second-half touchdowns to go up 44-0 before the Ravens scored on their final possession. The Jaguars defense held Baltimore to 3-and-outs on their first four possessions, and overall held the Ravens to seven punts, three turnovers and a failed 4th down. The scoring began when **Jason Myers** kicked a 23-yard field goal to cap the Jaguars' opening 9-play drive. Their next series covered 80 yards in 7 plays and resulted in **Blake Bortles'** 17-yard touchdown pass to Lewis for a 10-0 lead. Myers added a 45-yard field goal on their next drive, and after the first of just 3 punts on the day the Jaguars scored on back-to-back possessions again. **A.J. Bouye's** interception and 19-yard return led to **Allen Hurns** catching a 5-yard Bortles touchdown pass, and Myers tacked on a 29-yard field goal for a 23-0 halftime lead. In the second half the Jacksonville defense got takeaways on consecutive Ravens possessions, with **Jalen Ramsey** intercepting **Joe Flacco** at the Baltimore 32 to set up Lewis' second of 3 touchdowns, this time a 30-yarder. **Calais Campbell** forced a fumble on Baltimore's next series, and **Telvin Smith** scooped the ball and returned it to the Baltimore 2 to set up Lewis' 4-yard touchdown catch. On the Jaguars' next drive they converted a fake punt on 4th-and-1 at the Jacksonville 35, with **Corey Grant** racing 58 yards to the Baltimore 7. **Leonard Fournette** then scored on a 3-yard run to make it 44-0 at the start of the fourth quarter when Flacco was replaced by **Ryan Mallett**.

Team	Q	Time	Scoring Play	Drive Info
Jax	1	9:05	J. Myers 23 yd. Field Goal	9-58, 4:27
Jax	1	3:32	M. Lewis 17 yd. pass from B. Bortles (Myers kick)	7-80, 3:53
Jax	2	10:49	J. Myers 45 yd. Field Goal	10-34, 6:16
Jax	2	4:55	A. Hurns 5 yd. pass from B. Bortles (Myers kick)	8-28, 3:11
Jax	2	0:38	J. Myers 29 yd. Field Goal	9-66, 2:15
Jax	3	9:42	M. Lewis 30 yd. pass from B. Bortles (Myers kick)	2-32, :43
Jax	3	7:48	M. Lewis 4 yd. pass from B. Bortles (Myers kick)	2-2, 0:25
Jax	4	14:56	L. Fournette 3 yd. run (Myers kick)	7-85, 3:28
Bal	4	3:24	B. Watson 6 yd. pass from R. Mallett (Tucker kick)	9-76, 5:09

Team Statistics

	Ravens	Jaguars
First Downs (Run-Pass-Pen)	12(6-4-2)	24(7-13-4)
Total Yards-Plays-Avg.	186-54-3.4	410-68-6.0
Rushing Yards-Attempts-Avg.	134-25-5.4	166-35-4.7
Net Yards Passing (Sacked-Yds)	52 (2-12)	244 (0-0)
Att-Comp-Int	27-14-2	33-20-0
Third Down Conversions (%)	3-11 (27%)	3-12 (25%)
Fourth Down Conversions (%)	0-1 (0%)	2-2 (100%)
Punts-Avg.	7-44.4	3-50.0
Fumbles-Lost	1-1	0-0
Penalties-Yards	10-88	9-70
Time of Possession	25:57	34:03

Individual Statistics

Ravens Rushing: A. Collins 9-82, T. West 6-26, J. Allen 8-15, M. Campanaro 1-7, M. Wallace 1-4
Jaguars Rushing: C. Grant 6-75, L. Fournette 17-59, B. Bortles 3-18, C. Ivory 6-17

Ravens Passing: J. Flacco 8-18-28 (2 INTs), R. Mallett 6-9-36
Jaguars Passing: B. Bortles 20-31-244 (4 TDs), C. Henne 0-2-0

Ravens Receiving: J. Allen 5-13, B. Watson 3-12, N. Boyle 2-14, J. Maclin 1-8, C. Matthews 1-8, M. Wallace 1-6, M. Campanaro 1-3
Jaguars Receiving: M. Lee 4-65, M. Lewis 4-62, L. Fournette 3-21, A. Hurns 3-20, C. Ivory 2-25, C. Grant 1-18, K. Cole 1-13, J. O'Shaughnessy 1-12, T. Bohanon 1-8

Sacks: Ravens None
Sacks: Jaguars 2.0 (D. Fowler 1.0, C. Campbell 0.5, M. Jackson 0.5)

Interceptions: Ravens None
Interceptions: Jaguars 2 (A. Bouye, J. Ramsey)

Paid Attendance: 84,592 **Time:** 2:49 **Temperature:** 70 degrees



WEEK 4 AT NEW YORK JETS

Oct. 1, 2017 at MetLife Stadium

	1	2	3	4	OT	Final
JACKSONVILLE JAGUARS (2-2)	7	3	0	10	0	20
NEW YORK JETS (2-2)	7	3	10	0	3	23

Despite several chances to finish with a win, the Jaguars forced overtime before falling to the Jets, 23-20. The Jets rushed for 256 yards, highlighted by 75- and 69-yard touchdown runs by **Bilal Powell** and **Elijah McGuire**. The game began the same as the Jaguars' first three – with the defense forcing a 3-and-out and the offense scoring on its first drive. But right after **Leonard Fournette** opened the scoring with a 10-yard touchdown reception, Powell burst through the Jacksonville defense, fell down apparently untouched, and continued on his 75-yard run to tie the score at 7-7. In the second quarter the teams exchanged field goals for a 20-20 tie that stood at halftime, but the Jets wasted no time taking their first lead with McGuire's 69-yard touchdown run coming on their second play of the second half. Late in the third quarter a Bortles pass was deflected and picked off by **Kony Ealy** at the Jacksonville 16, and he rumbled to the 7 before being brought down by Bortles. The defense held, however, forcing a 26-yard **Chandler Catanzaro** field goal for a 20-10 Jets lead with 34 seconds left in the period. A 52-yard field goal try by **Jason Myers** missed, but on the Jets' ensuing possession **Myles Jack** alertly picked up a lateral pass and raced 81 yards for his first NFL touchdown, getting the Jaguars within three at 20-17. Two possessions later the Jaguars defense again made a play when **A.J. Bouye** intercepted **Josh McCown** at the New York 35. Fournett's 23-yard touchdown catch-and-run was nullified by a holding penalty, but the Jaguars still advanced to the New York 4-yard line before being forced to settle for a 22-yard game-tying field goal with 49 seconds remaining in regulation. In overtime both teams punted on their first two possessions. The Jaguars' third series began at their own 3 after a 70-yard punt and a penalty, and when they were forced to punt the ball back to New York, the Jets got possession at the Jacksonville 25-yard line following another penalty. From there it took just four plays for Catanzaro to kick the 41-yard game-winner with 32 seconds left in overtime. Fournette led the Jaguars in rushing and receiving with 145 combined yards. The Jets' 256 rushing yards marked the 3rd-most ever allowed by a Jaguars defense, topped only by Tennessee's 305 (11/1/09) and 282 (9/9/07).

Team	Q	Time	Scoring Play	Drive Info
Jax	1	8:02	L. Fournette 10 yd. pass from B. Bortles (Myers kick)	10-61, 5:15
NYJ	1	7:49	B. Powell 75 yd. run (Catanzaro kick)	1-75, 0:13
Jax	2	5:10	J. Myers 30 yd. Field Goal	9-42, 3:59
NYJ	2	1:11	C. Catanzaro 45 yd. Field Goal	9-42, 3:59
NYJ	3	10:02	E. McGuire 69 yd. run (Catanzaro kick)	2-82, 0:47
NYJ	3	0:34	C. Catanzaro 29 yd. Field Goal	4--1, 1:31
Jax	4	10:20	M. Jack 81 yd. fumble return (Myers kick)	8-31, 2:33
Jax	4	0:46	J. Myers 22 yd. Field Goal	4-2, 1:10
NYJ	5	0:28	C. Catanzaro 41 yd. Field Goal	

Team Statistics

	Jaguars	Jets
First Downs (Run-Pass-Pen)	20 (9-8-3)	18 (6-12-0)
Total Yards-Plays-Avg.	311-75-4.1	471-69-6.8
Rushing Yards-Attempts-Avg.	175-39-4.5	256-32-8.0
Net Yards Passing (Sacked-Yds)	136 (1-4)	215 (5-40)
Att-Comp-Int	35-15-1	32-23-1
Third Down Conversions (%)	4-15 (27%)	6-17 (35%)
Fourth Down Conversions (%)	0-0 (0%)	1-1 (100%)
Punts-Avg.	8-45.1	6-43.7
Fumbles-Lost	0-0	3-1
Penalties-Yards	6-47	10-70
Time of Possession	35:08	34:24

Individual Statistics

Jets Rushing: B. Powell 21-163, E. McGuire 10-93, J. McCown 1-0
Jaguars Rushing: L. Fournette 24-86, C. Ivory 9-42, B. Bortles 4-38, C. Grant 2-9

Jets Passing: J. McCown 22-31-244 (INT)
Jaguars Passing: B. Bortles 15-35-140 (TD, INT)

Jets Receiving: J. Kerley 5-7, A. Seferian-Jenkins 4-46, B. Powell 4-27, J. Kearse 4-17, R. Anderson 3-59, E. McGuire 2-38, M. Williams 1-31
Jaguars Receiving: L. Fournette 4-59, A. Hurns 4-42, M. Lee 2-18, T. Bohanon 2-14, K. Cole 1-10, C. Ivory 1-2

Sacks: Jets 1.0 (D. Bass)
Sacks: Jaguars 5.0 (Ngakoue 2.0, Campbell 1.0, Church 1.0, Fowler 1.0)

Interceptions: Jets 1 (K. Ealy)
Interceptions: Jaguars 1 (A. Bouye)

Paid Attendance: 77,562 **Time:** 3:33 **Temperature:** 64 degrees

GAME SUMMARIES



WEEK 5 AT PITTSBURGH

Oct. 8, 2017 at Heinz Field

	1	2	3	4	OT	Final
JACKSONVILLE JAGUARS (3-2)	0	7	13	10	-	30
PITTSBURGH STEELERS (3-2)	3	3	3	0	-	9

Posting their most impressive win of the short season, the Jaguars rode an opportunistic defense and a strong running game to dominate the Steelers at Heinz Field, 30-9, taking sole possession of first place in the AFC South. Jacksonville's 231 rushing yards, its most since 2010, were led by **Leonard Fournette's** 181 yards and two touchdowns including a 90-yard game-clincher with 1:47 remaining. **Blake Bortles** threw just 14 passes on the day including only one in the second half. The halftime score stood at 7-6 with the Jaguars getting a two-yard dive by Fournette while the Steelers settled for two field goals. Pittsburgh took a 9-7 lead on its best drive of the day at the start of the third quarter, marching 73 yards in 14 plays, but was forced to settle for a field goal for the third time in three red zone trips despite a first-and-goal at the Jacksonville five-yard line. From there it was all Jacksonville, as the defense contributed four interceptions of **Ben Roethlisberger** in the second half with two returned for touchdowns – **Telvin Smith** for 28 yards and **Barry Church** for 51 – to give the Jaguars a 20-9 third-quarter lead. In the third quarter alone the Jaguars outscored Pittsburgh 14-3 despite a possession time of just 1:32 and three offensive plays to the Steelers' 31 plays and 13:28 possession time. In the fourth quarter **Jason Myers' 47-yard** field goal extended the lead to 14 points at 23-9 on a 13-play, 67-yard drive in which the Jaguars ran on every play. The Steelers' next two possessions ended on interceptions by **Tashaun Gipson** in Jacksonville territory, giving the unit a team-record five interceptions on the day. Through five games the Jaguars led the NFL in rushing offense, averaging 165.2 yards per game, and turnover margin at +10. The defense ranked first in the league in sacks with 20 and in interceptions with 10.

Team	Q	Time	Scoring Play	Drive Info
Pit	1	10:17	C. Boswell 29 yd. Field Goal	7-61, 3:06
Jax	2	12:19	L. Fournette 2 yd. run (Myers kick)	8-47, 4:05
Pit	2	0:03	C. Boswell 34 yd. Field Goal	6-45, 0:38
Pit	3	8:54	C. Boswell 20 yd. Field Goal	14-73, 6:06
Jax	3	6:38	T. Smith 28 yd. interception return (kick failed)	
Jax	3	3:59	B. Church 51 yd. interception return (Myers kick)	
Jax	4	6:43	J. Myers 47 yd. Field Goal	13-67, 8:07
Jax	4	1:47	L. Fournette 90 yd. run (Myers kick)	3-98, 1:29

Team Statistics

	Jaguars	Steelers
First Downs (Run-Pass-Pen).....	15 (10-5-0).....	21 (5-16-0)
Total Yards-Plays-Avg.	313-53-5.9	371-77-4.8
Rushing Yards-Attempts-Avg.....	231-37-6.2	70-20-3.5
Net Yards Passing (Sacked-Yds)	82 (2-13)	301 (2-11)
Att-Comp-Int	14-8-1	55-33-5
Third Down Conversions (%).....	6-12 (50%)	7-15 (47%)
Fourth Down Conversions (%).....	0-0 (0%)	0-0 (0%)
Punts-Avg.	5-38.0	3-44.7
Fumbles-Lost	0-0	1-0
Penalties-Yards.....	4-19	5-37
Time of Possession	28:52	31:08

Individual Statistics

Steelers Rushing: L. Bell 15-47, M. Bryant 1-13, J. Conner 3-9, B. Roethlisberger 1-1

Jaguars Rushing: L. Fournette 28-181, C. Ivory 8-41, B. Bortles 1-9

Steelers Passing: B. Roethlisberger 33-55-312 (5 INTs)

Jaguars Passing: B. Bortles 8-14-95 (INT)

Steelers Receiving: A. Brown 10-157, L. Bell 10-46, M. Bryant 5-21, J. Smith-Schuster 4-58, J. James 3-24, J. Hunter 1-6

Jaguars Receiving: M. Lee 2-49, A. Hurns 2-21, M. Lewis 1-14, M. McCaffery 1-4, K. Cole 1-4

Sacks: Steelers 2.0 (T. Watt 1.0, V. Williams 1.0)

Sacks: Jaguars 2.0 (D. Fowler 1.0, C. Campbell 0.5, A. Jones 0.5)

Interceptions: Steelers 1 (R. Shazier)

Interceptions: Jaguars 5 (A. Bouye, B. Church, T. Gipson (2), J. Ramsey, T. Smith)

Paid Attendance: 66,237

Time: 3:01

Temperature: 73 degrees



WEEK 6 vs. LOS ANGELES RAMS

Oct. 15, 2017 at EverBank Field

	1	2	3	4	OT	Final
LOS ANGELES RAMS (4-2)	17	7	0	3	--	27
JACKSONVILLE JAGUARS (3-3)	14	0	3	0	--	17

In the first Super Bowl-era NFL game to feature two touchdowns of 75 yards or more in the first 30 seconds, the Rams dominated on special teams to claim a 27-17 win at EverBank Field. The day began with **Pharoh Cooper** returning the opening kickoff 103 yards for a touchdown, and after the ensuing kickoff **Leonard Fournette** scored on the first scrimmage play of the game with a 75-yard touchdown run to make it 7-7 with just 25 seconds elapsed. On the Jaguars' next possession **Brad Nortman's** punt traveled just 16 yards, putting the Rams at the Jacksonville 45 to set up **Greg Zuerlein's** 56-yard field goal. The Jaguars answered on their next series, marching 75 yards again in four plays with an 18-yard completion and 17- and 18-yard runs, before **Blake Bortles** threw a 22-yard screen pass to **Chris Ivory** to give Jacksonville a 14-10 lead. But before the first quarter ended the Rams scored again on a short pass from **Jared Goff** to **Gerald Everett**, which gave Los Angeles a 17-14 lead that they would not relinquish. The only points in the second quarter came on another special teams miscue when Nortman's punt was blocked inside the 10 and **Malcolm Brown** recovered and returned it 8 yards for a touchdown and a 24-14 lead. On the final play of the first half **Jason Myers** missed a 54-yard field goal try, and the only second-half scoring was a field goal by each team, with Myers hitting from 41 yards before missing again from 54 yards with 1:12 remaining. Fournette, who suffered a sprained ankle late in the game, finished with 130 rushing yards and his sixth consecutive game with a touchdown, while Ivory added nine receptions for 74 yards. **Todd Gurley** ran for 116 yards for Los Angeles. The Rams sacked Bortles a season-high five times, while **Calais Campbell** got two sacks – his seventh and eighth of the season.

Team	Q	Time	Scoring Play	Drive Info
LAR	1	14:46	P. Cooper 103 yd. kickoff return (Zuerlein kick)	0-0, 0:14
Jax	1	14:35	L. Fournette 75 yd. run (Myers kick)	1-75, 0:11
LAR	1	8:54	G. Zuerlein 56 yd. Field Goal	4-8, 1:29
Jax	1	6:51	C. Ivory 22 yd. pass from B. Bortles (Myers kick)	4-75, 2:03
LAR	1	0:22	G. Everett 4 yd. pass from J. Goff (Zuerlein kick)	7-66, 3:16
LAR	2	2:25	M. Brown 8 yd. return of blocked punt (Zuerlein kick)	
Jax	3	5:16	J. Myers 41 yd. Field Goal	9-29, 5:00
LAR	4	2:32	G. Zuerlein 29 yd. Field Goal	12-57, 5:08

Team Statistics

	Rams	Jaguars
First Downs (Run-Pass-Pen).....	12 (5-7-0).....	19 (5-12-2)
Total Yards-Plays-Avg.	249-56-4.4	389-66-5.9
Rushing Yards-Attempts-Avg.....	142-32-4.4	169-26-6.5
Net Yards Passing (Sacked-Yds)	107 (3-17).....	220 (5-21)
Att-Comp-Int	21-11-0	35-23-1
Third Down Conversions (%).....	4-13 (31%).....	4-15 (27%)
Fourth Down Conversions (%).....	0-0 (0%)	1-1 (100%)
Punts-Avg.	7-46.0	8-34.3
Fumbles-Lost	2-1	2-0
Penalties-Yards.....	7-70	5-40
Time of Possession	28:01	31:59

Individual Statistics

Rams Rushing: T. Gurley 23-116, M. Brown 3-17, J. Goff 4-9

Jaguars Rushing: L. Fournette 21-130, B. Bortles 2-19, M. Lee 1-17, C. Ivory 2-3

Rams Passing: J. Goff 11-21-124 (TD)

Jaguars Passing: B. Bortles 23-35-241 (TD, INT)

Rams Receiving: R. Woods 5-70, C. Kupp 2-35, S. Watkins 1-11, G. Everett 1-4, T. Gurley 104

Jaguars Receiving: C. Ivory 9-74, M. Lee 5-83, A. Hurns 3-37, J. O'Shaughnessy 2-11, L. Fournette 2-8, B. Koyack 1-21, K. Cole 1-7

Sacks: Rams 5.0 (M. Barron, C. Barwin, M. Brockers, A. Donald, M. Fox)

Sacks: Jaguars 3.0 (C. Campbell (2), T. Smith)

Interceptions: Rams 1 (N. Robey)

Interceptions: Jaguars None

Paid Attendance: 56,232

Time: 3:06

Temperature: 88 degrees

GAME SUMMARIES



WEEK 7 AT INDIANAPOLIS

Oct. 22, 2017 at Lucas Oil Stadium

	1	2	3	4	OT	Final
JACKSONVILLE JAGUARS (4-3)	14	6	7	0	-	27
INDIANAPOLIS COLTS (2-5)	0	0	0	0	-	0

The Jaguars posted their first shutout since 2006 and tied the franchise record with 10 sacks in a dominant 27-0 win over the Colts at Lucas Oil Stadium. Despite missing offensive starters **Leonard Fournette** and **Brandon Linder** due to injury, and losing left tackle **Cam Robinson** on the second play, the Jaguars rolled up 518 total yards with a 300-yard passer, a 100-yard rusher and a 100-yard receiver. **Blake Bortles** completed 18 of 26 passes for 330 yards while being sacked just once, with completions of 52, 50 and 45 yards and a TD to **Mercedes Lewis**, and **Allen Hurns** caught 5 passes for 101 yards. Active for the first time all season, **T.J. Yeldon** contributed 122 yards on 9 carries including a 58-yarder. For just the fourth time in team history, the Jaguars scored on each of their first four possessions, with drives of 75, 70, 67 and 66 yards to build a 20-0 lead with 1:56 remaining in the first half. The halftime stats showed Jacksonville's domination with 342 total yards to Indianapolis' 72, 282 passing yards to 20, and 16 first downs to 5. Two lost fumbles ended back-to-back Jaguars possessions before Yeldon's 58-yard touchdown run in the third quarter produced a 27-0 lead. Jacksonville punted just twice on the day while the Colts were forced to punt seven times in addition to three drives ending on a failed fourth down. On defense, seven different players contributed to the 10-sack performance, led by **Yannick Ngakoué's** 2.5 sacks and **Calais Campbell's** 2, while **Dante Fowler Jr.** and **Malik Jackson** each had 1.5 sacks. The victory marked the Jaguars' sixth shutout in team history, and the 518 total yards were their third-most ever and best since 519 in 1998. The win kept the Jaguars in a tie for the AFC South lead at 4-3 – including a 2-1 division record – entering their bye week.

Team	Q	Time	Scoring Play	Drive Info
Jax	1	9:30	C. Ivory 1 yd. run (Lambo kick)	12-75, 5:30
Jax	1	5:01	M. Lewis 5 yd. pass from B. Bortles (Lambo kick)	4-70, 1:54
Jax	2	7:38	J. Lambo 42 yd. Field Goal	12-67, 6:35
Jax	2	1:56	J. Lambo 33 yd. Field Goal	8-66, 3:51
Jax	3	5:08	T. Yeldon 58 yd. run (Lambo kick)	6-91, 2:42

Team Statistics

	Jaguars	Colts
First Downs (Run-Pass-Pen)	23 (6-14-3)	15 (5-10-0)
Total Yards-Plays-Avg.	518-65-8.0	232-67-3.5
Rushing Yards-Attempts-Avg.	188-37-5.1	96-20-4.8
Net Yards Passing (Sacked-Yds)	330 (1-0)	136 (10-64)
Att-Comp-Int	27-18-0	37-22-0
Third Down Conversions (%)	8-14 (57%)	5-15 (33%)
Fourth Down Conversions (%)	0-1 (0%)	0-3 (0%)
Punts-Avg.	2-53.5	7-44.9
Fumbles-Lost	3-2	2-0
Penalties-Yards	4-24	5-55
Time of Possession	32:47	27:13

Individual Statistics

Colts Rushing: F. Gore 9-34, J. Brissett 5-31, M. Mack 5-26, J. Ferguson 1-5
Jaguars Rushing: T. Yeldon 9-122, C. Ivory 17-47, B. Bortles 4-11, C. Grant 6-8

Colts Passing: J. Brissett 22-37-200
Jaguars Passing: B. Bortles 18-26-330 (TD)

Colts Receiving: J. Doyle 6-44, M. Mack 4-40, D. Moncrief 2-30, T. Hilton 2-27, C. Rogers 2-21, Q. Bray 2-17, K. Aiken 2-8, D. Daniels 1-7, B. Williams 1-6
Jaguars Receiving: A. Hurns 5-101, M. Lee 4-72, K. Cole 2-64, M. Lewis 2-29, T. Yeldon 2-15, C. Grant 1-28, T. Bohanon 1-14, B. Koyack 1-7

Sacks: Colts 1.0 (H. Anderson)
Sacks: Jaguars 10.0 (Ngakoué 2.5; Campbell 2.0; Fowler Jr. 1.5; Jackson 1.5; S. Day 1.0; M. Jack 1.0; E. Ankou 0.5)

Interceptions: Colts 0
Interceptions: Jaguars 0

Paid Attendance: 63,104 **Time:** 2:55 **Temperature:** 72 degrees



WEEK 9 vs. CINCINNATI BENGALS

Nov. 5, 2017 at EverBank Field

	1	2	3	4	OT	Final
CINCINNATI BENGALS (3-5)	0	7	0	0	--	7
JACKSONVILLE JAGUARS (5-3)	3	10	3	7	--	23

The Jaguars played a dominant game at EverBank Field to earn their first home win and first consecutive wins of the season, 23-7 against Cincinnati. **Blake Bortles** completed 24 of 38 passes for 259 yards and a touchdown to **Marqise Lee** to lead an offense that converted 12 of 18 third downs and gained 407 yards without a sack or a turnover. **Chris Ivory**, subbing for an inactive **Leonard Fournette**, turned in 104 combined yards with 70 rushing and 34 receiving. The Jacksonville defense was stingy, holding the Bengals to 148 total yards including 37 rushing and limiting **Andy Dalton** to just 10 completions while sacking him twice. The Jaguars started slowly, losing a **T.J. Yeldon** fumble on the first drive before scoring on four straight possessions with field goals by **Josh Lambo** of 32, 56 and 25 yards in addition to Lee's 3-yard scoring catch in the second quarter which capped a 15-play, 96-yard drive. Cincinnati responded to that score with their only points of the day with **Joe Mixon** scoring on a 7-yard run to cap an 80-yard drive highlighted by Dalton's 59-yard completion to **Tyler Kroft** to the Jacksonville 19. Lambo's 56-yard field goal came with 28 seconds left in the first half to give the Jaguars a 13-7 lead, and on the ensuing play a fight between **A.J. Green** and **Jalen Ramsey** resulted in both players being ejected. In the third quarter Lambo hit his 25-yard field goal for a 16-7 lead, but the game was broken open on the second play of the fourth quarter when **Jaydon Mickens** gathered a Bengals punt at the 37 and raced 63 yards for a touchdown and a 23-7 lead. On their final possession the Jaguars advanced to the Cincinnati 1-yard line before kneeling on fourth down with 33 seconds remaining. The Jaguars posted a possession time of 40:14, while in the second half the Bengals were held to 31 total yards with 5 rushing and 26 passing. **Calais Campbell** and **Malik Jackson** each got a sack, giving Campbell a league-leading 11 through 8 games.

Team	Q	Time	Scoring Play	Drive Info
Jax	1	2:34	J. Lambo 32 yd. Field Goal	9-71, 4:02
Jax	2	6:57	M. Lee 3 yd. pass from B. Bortles (Lambo kick)	15-96, 7:55
Cin	2	4:13	J. Mixon 7 yd. run (Koehn kick)	5-80, 2:44
Jax	2	0:23	J. Lambo 56 yd. Field Goal	11-37, 3:50
Jax	3	6:51	J. Lambo 25 yd. Field Goal	9-79, 4:39
Jax	4	14:35	J. Mickens 63 yd. punt return (Lambo kick)	

Team Statistics

	Bengals	Jaguars
First Downs (Run-Pass-Pen)	8 (2-5-1)	26 (7-15-4)
Total Yards-Plays-Avg.	148-37-4.0	407-78-5.2
Rushing Yards-Attempts-Avg.	29-17-1.7	148-40-3.7
Net Yards Passing (Sacked-Yds)	119 (2-17)	259 (0-0)
Att-Comp-Int	18-10-0	38-24-0
Third Down Conversions (%)	1-8 (13%)	12-18 (67%)
Fourth Down Conversions (%)	0-0 (0%)	0-1 (0%)
Punts-Avg.	7-48.0	2-47.0
Fumbles-Lost	0-0	1-1
Penalties-Yards	8-78	5-50
Time of Possession	19:46	40:14

Individual Statistics

Bengals Rushing: J. Mixon 13-31, A. Dalton 3--1, G. Bernard 1--1
Jaguars Rushing: C. Ivory 20-69, T. Yeldon 11-41, B. Bortles 5-20, C. Grant 4-18

Bengals Passing: A. Dalton 10-18-136
Jaguars Passing: B. Bortles 24-38-259 (TD)

Bengals Receiving: J. Mixon 3015, T. Kroft 2-79, B. LaFell 2-28, J. Malone 1-13, A. Green 1-6, G. Bernard 1--5
Jaguars Receiving: M. Lee 8-75, M. Lewis 3-49, K. Cole 3-47, C. Ivory 3-34, A. Hurns 3-31, T. Yeldon 2-11, J. O'Shaughnessy 1-6, T. Bohanon 1-6

Sacks: Bengals None
Sacks: Jaguars 2.0 (C. Campbell, M. Jackson)

Interceptions: Bengals None
Interceptions: Jaguars None

Paid Attendance: 60, 720 **Time:** 2:57 **Temperature:** 78 degrees

GAME SUMMARIES



WEEK 10 vs. LOS ANGELES CHARGERS

Nov. 12, 2017 at EverBank Field

	1	2	3	4	OT	Final
LOS ANGELES CHARGERS (3-6)	0	7	7	3	0	17
JACKSONVILLE JAGUARS (6-3)	6	0	8	3	3	20

In a wild game that came down to four turnovers in the final two minutes of regulation and overtime, the Jaguars got a gutsy 20-17 overtime win against the Chargers. With the teams combining for 19 punts, scoring was hard to come by. The Jaguars scored first on a fake punt, with **Corey Grant** running 56 yards to pay dirt in the first quarter, but the extra point was blocked. Los Angeles scored with 47 seconds left in the first half on a 28-yard catch-and-run by **Austin Ekeler**, giving the visitors a 7-6 halftime lead. The Chargers scored again on their next possession early in the third quarter when **Philip Rivers** again hit Ekeler, this time with a 22-yard touchdown pass. The Jaguars' best drive of the day came two series later, when they marched 84 yards in 11 plays with **Blake Bortles** connecting with **Marqise Lee** on a 6-yard scoring play. Bortles then threw to Lee for the two-point conversion to knot the score at 14-14 with 2:10 remaining in the third. The teams exchanged punts – and the Jaguars lost long snapper **Matt Overton** to injury – before **Nick Novak** kicked a 50-yard field goal to give the Chargers the lead again at 17-14 early in the fourth quarter. More punts ensued, with **Tommy Bohanon** filling in for Overton on punt snaps, until the two-minute warning. With two minutes remaining Bortles was intercepted by **Tre Boston** at the Los Angeles 42, but on the ensuing play the Chargers gave it back when **Malik Jackson** forced Ekeler to fumble. Los Angeles returned the favor three plays later when Boston again picked off Bortles with 1:24 left in regulation. The Jacksonville defense then held and forced a punt, and the Jaguars took over at their own 48 with 58 seconds to go. A roughing the passer penalty moved them to the 20 before **Josh Lambo** kicked a 34-yard field goal – with **Tyler Shatley** filling in on placekick snaps – to tie the score at 17-17 with 3 seconds remaining. In overtime the Jaguars got first possession but were forced to punt. Taking over at their own 10, the Chargers ran two plays before Rivers was intercepted by **A.J. Bouye**, who returned the pick 51 yards to the Los Angeles 2. A taunting penalty backed them up to the 17, and four plays later Lambo kicked the game-winner from 30 yards.

Team	Q	Time	Scoring Play	Drive Info
Jax	1	0:24	C. Grant 56 yd. run (kick blocked)	8-90, 3:56
LAC	2	0:47	A. Ekeler 28 yd. pass from P. Rivers (Novak kick)	7-87, 2:59
LAC	3	10:29	A. Ekeler 22 yd. pass from P. Rivers (Novak kick)	6-76, 3:23
Jax	3	2:03	M. Lee 6 yd. pass from B. Bortles (Bortles-Lee pass)	11-84, 4:12
LAC	4	10:35	N. Novak 50 yd. Field Goal	7-45, 3:19
Jax	4	0:03	J. Lambo 34 yd. Field Goal	6-36, 0:55
Jax	5	3:12	J. Lambo 30 yd. Field Goal	4-5, 1:59

Team Statistics

	Chargers	Jaguars
First Downs (Run-Pass-Pen)	8 (2-5-1)	26 (7-15-4)
Total Yards-Plays-Avg.	148-37-4.0	407-78-5.2
Rushing Yards-Attempts-Avg.	29-17-1.7	148-40-3.7
Net Yards Passing (Sacked-Yds)	119 (2-17)	259 (0-0)
Att-Comp-Int	18-10-0	38-24-0
Third Down Conversions (%)	1-8 (13%)	12-18 (67%)
Fourth Down Conversions (%)	0-0 (0%)	0-1 (0%)
Punts-Avg.	7-48.0	2-47.0
Fumbles-Lost	0-0	1-1
Penalties-Yards	8-78	5-50
Time of Possession	19:46	40:14

Individual Statistics

Chargers Rushing: A. Ekeler 10-42, M. Gordon 16-27, T. Benjamin 1-13, K. Allen 1-6, P. Rivers 2--1
Jaguars Rushing: C. Grant 1-56, B. Bortles 5-34, L. Fournette 17-33, T. Yeldon 3-11, C. Ivory 1-1

Chargers Passing: P. Rivers 21-37-235 (2 TDs, INT)
Jaguars Passing: B. Bortles 28-51-273 (TD, 2 INTs)

Chargers Receiving: A. Ekeler 5-77, M. Gordon 5-15, K. Allen 4-48, Ty. Williams 2-49, M. Williams 2-24, D. Watt 1-12, H. Henry 1-7, A. Gates 1-3
Jaguars Receiving: A. Hurns 7-70, M. Lee 6-55, T. Yeldon 6-39, K. Cole 3-61, M. Lewis 2-29, L. Fournette 2-13, J. Mickens 1-11

Sacks: Chargers 3.0 (D. King, J. Bosa, K. Emanuel)
Sacks: Jaguars None

Interceptions: Chargers 2 (T. Boston)
Interceptions: Jaguars 1 (A. Bouye)

Paid Attendance: 60, 835 **Time:** 3:43 **Temperature:** 76 degrees



WEEK 11 AT CLEVELAND BROWNS

Nov. 19, 2017 at FirstEnergy Stadium

	1	2	3	4	OT	Final
JACKSONVILLE JAGUARS (7-3)	7	3	0	9	-	19
CLEVELAND BROWNS (0-10)	0	7	0	0	-	7

On a blustery, 38-degree day in Cleveland the Jaguars took advantage of five takeaways, five sacks and a defensive touchdown to get their fourth consecutive win and take sole possession of the AFC South lead at 7-3. The tone was set early, as **DeShone Kizer** was sacked by **Malik Jackson** on his first pass attempt, intercepted by **Telvin Smith** on his second, and sacked by **Yannick Ngakoue** on his third. The Jaguars converted Smith's interception into a 33-yard touchdown drive on the only red zone possession of the day for either team, with **Blake Bortles** hitting **Marcedes Lewis** in the end zone with a 10-yard scoring pass for a 7-0 lead. **Josh Lambo** kicked a 38-yard field goal early in the second period, but Cleveland answered on the next series with a 66-yard drive capped by Kizer's 27-yard touchdown pass to **Duke Johnson Jr.** to make it 10-7. Jacksonville had a chance to extend the lead before halftime but Lambo's 41-yard field goal try at the end of a 13-play drive was wide right. In the third period the Jaguars forced a muffed punt return and took possession at the Cleveland 31, but three plays later Bortles was sacked and fumbled the ball back to the Browns. **A.J. Bouye** got the Jaguars' third takeaway of the day when he intercepted Kizer midway through the fourth quarter, and the Jaguars capitalized with Lambo's 39-yard field goal to go up 13-7 with 3:31 remaining. Cleveland threatened, reaching the Jaguars 40 with 1:48 left, but Kizer was sacked by **Calais Campbell** and Ngakoue, and **Dante Fowler** recovered the fumble. Still trailing by just 6, the Browns utilized all three of their timeouts and forced a punt, regaining possession at their own 20 with 1:34 remaining. But on the first snap Ngakoue sacked Kizer again and forced another fumble, which Smith recovered in the end zone to extend the lead to 19-7. Cleveland drove to the Jacksonville 22-yard line before turning the ball over on downs, and the Jaguars ended the game in victory formation. Ngakoue finished with 2.5 sacks and 2 forced fumbles, while the offense was led by **Leonard Fournette's** 111 rushing yards and 4.0-yard average per carry.

Team	Q	Time	Scoring Play	Drive Info
Jax	1	6:54	M. Lewis 10 yd. pass from B. Bortles (Lambo kick)	4-33, 1:42
Jax	2	14:14	J. Lambo 38 yd. Field Goal	8-47, 3:33
Cle	2	11:28	D. Johnson 27 yd. pass from D. Kizer (Gonzalez kick)	5-66, 2:46
Jax	4	3:31	J. Lambo 39 yd. Field Goal	8-31, 4:52
Jax	4	1:14	T. Smith fumble recovery in end zone (run failed)	

Team Statistics

	Jaguars	Browns
First Downs (Run-Pass-Pen)	15 (7-8-0)	11 (2-9-0)
Total Yards-Plays-Avg.	284-76-3.7	184-55-3.3
Rushing Yards-Attempts-Avg.	139-44-3.2	50-18-2.8
Net Yards Passing (Sacked-Yds)	145 (2-9)	179 (5-45)
Att-Comp-Int	30-17-0	32-16-2
Third Down Conversions (%)	6-20 (30%)	3-13 (23%)
Fourth Down Conversions (%)	1-1 (100%)	0-1 (0%)
Punts-Avg.	9-39.3	8-47.0
Fumbles-Lost	5-1	5-3
Penalties-Yards	2-26	0-0
Time of Possession	36:55	23:05

Individual Statistics

Browns Rushing: D. Kizer 5-22, I. Crowell 11-18, D. Johnson 2-10
Jaguars Rushing: L. Fournette 28-111, T. Yeldon 5-15, C. Ivory 6-6, B. Bortles 4-4, T. Bohanon 1-3

Browns Passing: D. Kizer 16-323-179 (TD, 2 INTs)
Jaguars Passing: B. Bortles 17-30-154 (TD)

Browns Receiving: C. Coleman 6-80, D. Johnson 4-56, K. Britt 2-5, R. Louis 1-15, D. Njoku 1-13, S. DeValve 1-5, M. Dayes 1-5
Jaguars Receiving: M. Lee 5-45, D. Westbrook 3-35, K. Cole 3-24, M. Lewis 2-26, L. Fournette 2-7, J. O'Shaughnessy 1-12, T. Yeldon 1-5

Sacks: Browns 2.0 (J. Burgess 1.0, C. Kirksey 1.0)
Sacks: Jaguars 5.0 (Ngakoue 2.5, Fowler 1.0, M. Jackson 1.0, Campbell 0.5)

Interceptions: Browns none
Interceptions: Jaguars 2 (A. Bouye, T. Smith)

Paid Attendance: 57,003 **Time:** 3:10 **Temperature:** 38 degrees

National Football League Game Summary

NFL Copyright © 2017 by The National Football League. All rights reserved. This summary and play-by-play is for the express purpose of assisting media in their coverage of the game; any other use of this material is prohibited without the written permission of the National Football League. Updated: 11/20/2017

Date: Sunday, 11/19/2017

Jacksonville Jaguars at Cleveland Browns

Start Time: 1:02 PM DST

at FirstEnergy Stadium, Cleveland, Ohio

Game Day Weather

Game Weather: Cold
Played Outdoor on Turf: Grass

Temp: 38° F (3.3° C) Humidity: 68%, Wind: West 16 mph
Outdoor Weather: Cloudy, Wind Chill: 29

Officials

Referee: Morelli, Peter (135) Umpire: Neale, Bryan (92) Down Judge: Howey, Jim (37)
Line Judge: Podraza, Tim (47) Field Judge: Meslow, David (118) Side Judge: Cheek, Boris (41)
Back Judge: Steed, Gregory (12) Replay Official: Reels, Rich

Lineups

Jacksonville Jaguars			Cleveland Browns				
Offense		Defense	Offense		Defense		
WR 11	M.Lee	DE 91	Y.Ngakoue	WR 80	R.Louis	DE 95	M.Garrett
LT 74	C.Robinson	NT 95	A.Jones	LT 66	S.Drango	DT 93	T.Coley
LG 64	C.Reed	DT 97	M.Jackson	LG 75	J.Bitonio	DT 55	D.Shelton
C 65	B.Linder	DE 93	C.Campbell	C 64	J.Tretter	DE 90	E.Ogbah
RG 60	A.Cann	WLB 50	T.Smith	RG 70	K.Zeitler	WILL 58	C.Kirksey
RT 72	J.Wells	MLB 51	P.Posluszny	RT 72	S.Coleman	MIKE 53	J.Schobert
TE 89	M.Lewis	SLB 44	M.Jack	TE 86	R.Telfer	SAM 52	J.Burgess
TE 83	B.Koyack	LCB 20	J.Ramsey	WR 19	C.Coleman	CB 30	J.McCourty
QB 5	B.Bortles	FS 39	T.Gipson	QB 7	D.Kizer	CB 21	J.Taylor
RB 27	L.Fournette	SS 42	B.Church	RB 34	I.Crowell	S 22	J.Peppers
FB 40	T.Bohanon	RCB 21	A.Bouye	FB 40	D.Vitale	S 26	D.Kindred

Substitutions

P 3 B.Nortman, K 4 J.Lambo, WR 12 D.Westbrook, WR 18 L.Pinkard, CB 22 A.Colvin, CB 23 T.Patmon, RB 24 T.Yeldon, S 25 P.Thompson, S 26 J.Wilson, DB 29 C.Pryor, RB 30 C.Grant, RB 33 C.Ivory, LS 49 C.Holba, LB 52 D.Payne, LB 55 L.McCray, DE 56 D.Fowler, OL 69 T.Shatley, TE 80 J.O'Shaughnessy, WR 84 K.Cole, WR 85 J.Mickens, DE 94 D.Smoot, DT 99 M.Dareus

Substitutions

P 4 B.Colquitt, K 5 Z.Gonzalez, WR 10 S.Coates, WR 18 K.Britt, DB 20 B.Boddy-Calhoun, RB 27 M.Dayes, RB 29 D.Johnson, DB 36 D.Smith, DB 41 M.Jordan, DB 43 K.Nacua, DL 44 N.Orchard, LS 47 C.Hughlett, LB 49 J.Keyes, LB 50 B.Bello, LB 56 D.King, OL 62 A.Reiter, DL 65 L.Ogunjobi, OL 77 Z.Banner, WR 81 R.Higgins, TE 85 D.Njoku, TE 87 S.DeValve, DL 94 C.Nassib, DL 98 J.Meder

Did Not Play

QB 7 C.Henne, OL 73 J.Walker

Did Not Play

QB 6 C.Kessler

Not Active

CB 31 J.Myrick, LB 53 B.Brown, DT 54 E.Ankou, OL 75 W.Poehls, OL 77 P.Omahneh, OL 78 J.Parnell, WR 88 A.Hurns

Not Active

QB 8 K.Hogan, WR 11 B.Treggs, DB 28 D.Hillary, OL 63 M.Martin, TE 89 M.Lengel, DL 97 T.McGill, DL 99 C.Brantley

Field Goals (made () & missed)

J.Lambo (38) 41WR (39)

		1	2	3	4	OT	Total
VISITOR:	Jacksonville Jaguars	7	3	0	9	0	19
HOME:	Cleveland Browns	0	7	0	0	0	7

Scoring Plays

Team	Qtr	Time	Play Description (Extra Point) (Drive Info)	Visitor	Home
Jaguars	1	6:54	M.Lewis 10 yd. pass from B.Bortles (J.Lambo kick) (4-33, 1:42)	7	0
Jaguars	2	14:14	J.Lambo 38 yd. Field Goal (8-47, 3:33)	10	0
Browns	2	11:28	D.Johnson 27 yd. pass from D.Kizer (Z.Gonzalez kick) (5-66, 2:46)	10	7
Jaguars	4	3:31	J.Lambo 39 yd. Field Goal (8-31, 4:52)	13	7
Jaguars	4	1:14	T.Smith fumble recovery in end zone (run failed)	19	7

Paid Attendance: 57,003

Time: 3:10

Jacksonville Jaguars vs Cleveland Browns
11/19/2017 at FirstEnergy Stadium

Final Individual Statistics

Jacksonville Jaguars

Cleveland Browns

RUSHING							RUSHING						
	ATT	YDS	AVG	LG	TD		ATT	YDS	AVG	LG	TD		
L.Fournette	28	111	4.0	29	0	D.Kizer	5	22	4.4	10	0		
T.Yeldon	5	15	3.0	9	0	I.Crowell	11	18	1.6	5	0		
C.Ivory	6	6	1.0	2	0	D.Johnson	2	10	5.0	7	0		
B.Bortles	4	4	1.0	3	0								
T.Bohanon	1	3	3.0	3	0								
Total	44	139	3.2	29	0	Total	18	50	2.8	10	0		

PASSING									PASSING								
	ATT	CMP	YDS	SK/YD	TD	LG	IN	RT		ATT	CMP	YDS	SK/YD	TD	LG	IN	RT
B.Bortles	30	17	154	2/9	1	28	0	81.8	D.Kizer	32	16	179	5/45	1	27	2	51.4
Total	30	17	154	2/9	1	28	0	81.8	Total	32	16	179	5/45	1	27	2	51.4

PASS RECEIVING								PASS RECEIVING							
	TAR	REC	YDS	AVG	LG	TD		TAR	REC	YDS	AVG	LG	TD		
M.Lee	9	5	45	9.0	16	0	C.Coleman	11	6	80	13.3	20	0		
D.Westbrook	6	3	35	11.7	28	0	D.Johnson	6	4	56	14.0	27	1		
K.Cole	6	3	24	8.0	11	0	K.Britt	2	2	5	2.5	3	0		
M.Lewis	2	2	26	13.0	16	1	R.Louis	4	1	15	15.0	15	0		
L.Fournette	3	2	7	3.5	9	0	D.Njoku	1	1	13	13.0	13	0		
J.O'Shaughnessy	1	1	12	12.0	12	0	S.DeValve	3	1	5	5.0	5	0		
T.Yeldon	2	1	5	5.0	5	0	M.Dayes	2	1	5	5.0	5	0		
							R.Higgins	2	0	0	0.0	0	0		
Total	29	17	154	9.1	28	1	Total	31	16	179	11.2	27	1		

INTERCEPTIONS							INTERCEPTIONS						
	NO	YDS	AVG	LG	TD		NO	YDS	AVG	LG	TD		
T.Smith	1	26	26.0	26	0								
A.Bouye	1	0	0.0	0	0								
Total	2	26	13.0	26	0	Total	0	0	0	0	0		

PUNTING								PUNTING							
	NO	YDS	AVG	NET	TB	IN20	LG		NO	YDS	AVG	NET	TB	IN20	LG
B.Nortman	9	354	39.3	36.1	1	2	54	B.Colquitt	8	376	47.0	39.8	1	2	60
Total	9	354	39.3	36.1	1	2	54	Total	8	376	47.0	39.8	1	2	60

PUNT RETURNS								PUNT RETURNS							
	NO	YDS	AVG	FC	LG	TD		NO	YDS	AVG	FC	LG	TD		
J.Mickens	4	38	9.5	1	12	0	J.Peppers	4	9	2.3	1	10	0		
[DOWNED]	1	0	0.0	0	0	0	[OUT OF BOUNDS]	3	0	0.0	0	0	0		
[OUT OF BOUNDS]	1	0	0.0	0	0	0	[TOUCHBACK]	1	0	0.0	0	0	0		
[TOUCHBACK]	1	0	0.0	0	0	0									
Total	4	38	9.5	1	12	0	Total	4	9	2.3	1	10	0		

KICKOFF RETURNS								KICKOFF RETURNS							
	NO	YDS	AVG	FC	LG	TD		NO	YDS	AVG	FC	LG	TD		
[TOUCHBACK]	2	0	0.0	0	0	0	M.Dayes	2	62	31.0	0	53	0		
							D.Vitale	1	18	18.0	0	18	0		
							N.Orchard	1	9	9.0	0	9	0		
							[TOUCHBACK]	1	0	0.0	0	0	0		
Total	0	0	0.0	0	0	0	Total	4	89	22.3	0	53	0		

Jacksonville Jaguars

FUMBLES												
	FUM	LOST	OWN-REC	YDS	TD	FORCED	OPP-REC	YDS	TD	OUT-BDS		
B.Bortles	2	1	1	-3	0	0	0	0	0	0		
J.Mickens	1	0	1	0	0	0	0	0	0	0		
D.Westbrook	1	0	0	0	0	0	0	0	0	1		
T.Yeldon	1	0	0	0	0	0	0	0	0	0		
K.Cole	0	0	1	0	0	0	0	0	0	0		
Y.Ngakoue	0	0	0	0	0	2	0	0	0	0		
C.Campbell	0	0	0	0	0	1	0	0	0	0		
D.Fowler	0	0	0	0	0	0	1	0	0	0		
T.Smith	0	0	0	0	0	0	1	0	1	0		
J.Wilson	0	0	0	0	0	0	1	0	0	0		
Total	5	1	3	-3	0	3	3	0	1	1		

Final Individual Statistics**Cleveland Browns**

FUMBLES	FUM	LOST	OWN-REC	YDS	TD	FORCED	OPP-REC	YDS	TD	OUT-BDS
D.Kizer	3	2	1	0	0	0	0	0	0	0
J.Peppers	2	1	0	0	0	0	0	0	0	1
C.Kirksey	0	0	0	0	0	1	0	0	0	0
J.Schobert	0	0	0	0	0	1	0	0	0	0
J.Taylor	0	0	0	0	0	1	0	0	0	0
M.Garrett	0	0	0	0	0	0	1	0	0	0
Total	5	3	1	0	0	3	1	0	0	1

Jacksonville Jaguars vs Cleveland Browns
11/19/2017 at FirstEnergy Stadium

Final Team Statistics

	Visitor Jaguars	Home Browns
TOTAL FIRST DOWNS	15	11
By Rushing	7	2
By Passing	8	9
By Penalty	0	0
THIRD DOWN EFFICIENCY	6-20-30%	3-13-23%
FOURTH DOWN EFFICIENCY	1-1-100%	0-1-0%
TOTAL NET YARDS	284	184
Total Offensive Plays (inc. times thrown passing)	76	55
Average gain per offensive play	3.7	3.3
NET YARDS RUSHING	139	50
Total Rushing Plays	44	18
Average gain per rushing play	3.2	2.8
Tackles for a loss-number and yards	5-8	1-1
NET YARDS PASSING	145	134
Times thrown - yards lost attempting to pass	2-9	5-45
Gross yards passing	154	179
PASS ATTEMPTS-COMPLETIONS-HAD INTERCEPTED	30-17-0	32-16-2
Avg gain per pass play (inc.# thrown passing)	4.5	3.6
KICKOFFS Number-In End Zone-Touchbacks	5-2-1	2-2-2
PUNTS Number and Average	9-39.3	8-47.0
Had Blocked	0	0
FGs - PATs Had Blocked	0-0	0-0
Net Punting Average	36.1	39.8
TOTAL RETURN YARDAGE (Not Including Kickoffs)	64	9
No. and Yards Punt Returns	4-38	4-9
No. and Yards Kickoff Returns	0-0	4-89
No. and Yards Interception Returns	2-26	0-0
PENALTIES Number and Yards	6-40	0-0
FUMBLES Number and Lost	5-1	5-3
TOUCHDOWNS	2	1
Rushing	0	0
Passing	1	1
Fumbles	1	0
EXTRA POINTS Made-Attempts	1-2	1-1
Kicking Made-Attempts	1-1	1-1
Rushing Made-Attempts	0-1	0-0
FIELD GOALS Made-Attempts	2-3	0-0
RED ZONE EFFICIENCY	1-1-100%	0-0-0%
GOAL TO GO EFFICIENCY	1-1-100%	0-0-0%
SAFETIES	0	0
FINAL SCORE	19	7
TIME OF POSSESSION	36:55	23:05

Jacksonville Jaguars vs Cleveland Browns
11/19/2017 at FirstEnergy Stadium

Ball Possession And Drive Chart

Jacksonville Jaguars

#	Time Recd	Time Lost	Time Poss	How Ball Obtained	Drive Began	# Play	Yds Gain	Yds Pen	Net Yds	1st Down	Last Scrm	How Given Up
1	12:56	8:49	4:07	Punt	JAX 10	7	29	-5	24	2	JAX 34	Punt
2	8:36	6:54	1:42	Interception	CLV 33	4	33	0	33	2	* CLV 10	Touchdown
3	5:06	3:30	1:36	Punt	JAX 25	3	3	0	3	0	JAX 28	Punt
4	2:47	14:14	3:33	Punt	JAX 33	8	47	0	47	2	CLV 20	Field Goal
5	11:28	10:20	1:08	Kickoff	JAX 25	3	7	-5	2	0	JAX 27	Punt
6	9:21	5:43	3:38	Punt	JAX 19	6	29	0	29	1	JAX 48	Punt
7	4:44	0:30	4:14	Punt	JAX 42	13	55	-20	35	3	CLV 23	Missed FG
8	15:00	13:29	1:31	Kickoff	JAX 25	3	7	0	7	0	JAX 32	Punt
9	11:32	10:23	1:09	Punt	JAX 23	3	2	0	2	0	JAX 25	Punt
10	10:23	9:27	0:56	Muffed Punt	CLV 31	3	2	0	2	0	CLV 27	Fumble
11	5:53	14:25	6:28	Punt	JAX 20	11	29	0	29	3	JAX 49	Punt
12	11:59	10:34	1:25	Punt	JAX 23	3	1	0	1	0	JAX 24	Punt
13	8:23	3:31	4:52	Interception	JAX 48	8	31	0	31	2	CLV 21	Field Goal
14	1:44	1:24	0:20	Fumble	JAX 44	3	7	-5	2	0	JAX 46	Punt
15	0:16	0:00	0:16	Downs	JAX 22	1	-1	0	-1	0	JAX 22	End of Game

(495) Average JAX 33

Cleveland Browns

#	Time Recd	Time Lost	Time Poss	How Ball Obtained	Drive Began	# Play	Yds Gain	Yds Pen	Net Yds	1st Down	Last Scrm	How Given Up
1	15:00	12:56	2:04	Kickoff	JAX 48	3	3	0	3	0	JAX 45	Punt
2	8:49	8:36	0:13	Punt	CLV 45	1	0	0	0	0	CLV 45	Interception
3	6:54	5:06	1:48	Kickoff	CLV 25	3	-3	0	-3	0	CLV 22	Punt
4	3:30	2:47	0:43	Punt	CLV 27	3	4	0	4	0	CLV 31	Punt
5	14:14	11:28	2:46	Kickoff	CLV 34	5	66	0	66	3	JAX 27	Touchdown
6	10:20	9:21	0:59	Punt	CLV 40	3	0	0	0	0	CLV 40	Punt
7	5:43	4:44	0:59	Punt	CLV 16	3	-1	0	-1	0	CLV 15	Punt
8	0:30	0:00	0:30	Missed FG	CLV 31	1	-1	0	-1	0	CLV 31	End of Half
9	13:29	11:32	1:57	Punt	CLV 26	6	17	0	17	1	CLV 43	Punt
10	9:27	5:53	3:34	Fumble	CLV 29	6	29	0	29	2	JAX 42	Punt
11	14:25	11:59	2:26	Punt	CLV 14	3	9	0	9	0	CLV 23	Punt
12	10:34	8:23	2:11	Punt	CLV 33	4	11	0	11	1	CLV 44	Interception
13	3:31	1:44	1:47	Kickoff	CLV 22	7	34	0	34	2	JAX 40	Fumble
14	1:24	1:14	0:10	Punt	CLV 20	1	-20	0	-20	0	CLV 20	Fumble
15	1:14	0:16	0:58	Kickoff	CLV 42	6	36	0	36	2	JAX 22	Downs

(456) Average CLV 30

* inside opponent's 20

Time of Possession by Quarter

	1st	2nd	3rd	4th	OT	Total
Visitor Jacksonville Jaguars	10:12	9:46	9:29	7:28		36:55
Home Cleveland Browns	4:48	5:14	5:31	7:32		23:05

Kickoff Drive No.-Start Average

Jaguars: 2 - JAX 25

Browns: 5 - CLV 35

Jacksonville Jaguars vs Cleveland Browns
 11/19/2017 at FirstEnergy Stadium

Final Defensive Statistics

Jacksonville Jaguars	Regular Defensive Plays											Special Teams					Misc			
	TKL	AST	COMB	SK	/ YDS	TFL	Q	IN	PD	FF	FR	TKL	AST	FF	FR	BL	TKL	AST	FF	FR
J.Ramsey	4	2	6	0	0	0	0	0	1	0	0	0	0	0	0	0	0	0	0	0
T.Smith	3	2	5	0	0	0	0	1	1	0	1	0	0	0	0	0	0	0	0	0
P.Posluszny	3	2	5	0	0	0	0	0	0	0	0	0	0	0	0	0	0	0	0	0
T.Gipson	3	1	4	0	0	1	0	0	0	0	0	0	0	0	0	0	0	0	0	0
Y.Ngakoue	2	1	3	2.5	32	0	1	0	0	2	0	0	0	0	0	0	0	0	0	0
B.Church	2	1	3	0	0	0	1	0	0	0	0	0	0	0	0	0	0	0	0	0
M.Jackson	2	0	2	1	3	2	1	0	0	0	0	0	0	0	0	0	0	0	0	0
A.Bouye	2	0	2	0	0	0	0	1	1	0	0	0	0	0	0	0	0	0	0	0
M.Dareus	2	0	2	0	0	0	0	0	0	0	0	0	0	0	0	0	0	0	0	0
C.Campbell	1	1	2	0.5	2	0	0	0	0	1	0	0	0	0	0	0	0	0	0	0
M.Jack	1	1	2	0	0	0	0	0	1	0	0	0	0	0	0	0	0	0	0	0
D.Smoot	1	1	2	0	0	0	0	0	0	0	0	0	1	0	0	0	0	0	0	0
A.Colvin	1	1	2	0	0	0	0	0	0	0	0	0	0	0	0	0	0	0	0	0
D.Fowler	1	0	1	1	8	1	1	0	0	0	1	0	0	0	0	0	0	0	0	0
A.Jones	1	0	1	0	0	0	0	0	0	0	0	0	0	0	0	0	0	0	0	0
T.Patmon	0	1	1	0	0	0	0	0	0	0	0	0	0	0	0	0	0	0	0	0
P.Thompson	0	0	0	0	0	0	0	0	0	0	0	1	1	0	0	0	0	0	0	0
L.McCray	0	0	0	0	0	0	0	0	0	0	0	1	1	0	0	0	0	0	0	0
D.Payne	0	0	0	0	0	0	0	0	0	0	0	1	0	0	0	0	0	0	0	0
L.Pinkard	0	0	0	0	0	0	0	0	0	0	0	1	0	0	0	0	0	0	0	0
C.Grant	0	0	0	0	0	0	0	0	0	0	0	0	1	0	0	0	0	0	0	0
J.Mickens	0	0	0	0	0	0	0	0	0	0	0	0	0	0	1	0	0	0	0	0
J.Wilson	0	0	0	0	0	0	0	0	0	0	0	0	0	0	1	0	0	0	0	0
B.Linder	0	0	0	0	0	0	0	0	0	0	0	0	0	0	0	0	1	0	0	0
B.Bortles	0	0	0	0	0	0	0	0	0	0	0	0	0	0	0	0	0	0	0	1
K.Cole	0	0	0	0	0	0	0	0	0	0	0	0	0	0	0	0	0	0	0	1
Total	29	14	43	5	45	4	4	2	4	3	2	4	4	0	2	0	1	0	0	2

TKL = Tackle AST = Assist COMB = Combined QH=QB Hit IN = Interception PD = Pass Defense FF = Forced Fumble FR = Fumble Recovery

Jacksonville Jaguars vs Cleveland Browns
 11/19/2017 at FirstEnergy Stadium

Final Defensive Statistics

Cleveland Browns	Regular Defensive Plays											Special Teams					Misc			
	TKL	AST	COMB	SK	/ YDS	TFL	QH	IN	PD	FF	FR	TKL	AST	FF	FR	BL	TKL	AST	FF	FR
J.Burgess	7	9	16	1	7	3	1	0	0	0	0	0	0	0	0	0	0	0	0	0
C.Kirksey	8	5	13	1	2	0	1	0	0	1	0	0	0	0	0	0	0	0	0	0
J.Schobert	5	6	11	0	0	0	0	0	0	1	0	0	0	0	0	0	0	0	0	0
D.Shelton	3	2	5	0	0	0	0	0	1	0	0	0	0	0	0	0	0	0	0	0
L.Ogunjobi	3	2	5	0	0	0	0	0	0	0	0	0	0	0	0	0	0	0	0	0
J.Taylor	4	0	4	0	0	0	0	0	1	1	0	0	0	0	0	0	0	0	0	0
D.Kindred	3	1	4	0	0	0	0	0	0	0	0	0	0	0	0	0	0	0	0	0
T.Coley	2	2	4	0	0	0	0	0	0	0	0	0	0	0	0	0	0	0	0	0
N.Orchard	3	0	3	0	0	1	0	0	0	0	0	0	0	0	0	0	0	0	0	0
C.Nassib	2	1	3	0	0	1	0	0	0	0	0	0	0	0	0	0	0	0	0	0
M.Garrett	1	2	3	0	0	0	2	0	0	0	1	0	0	0	0	0	0	0	0	0
E.Ogbah	2	0	2	0	0	1	0	0	2	0	0	0	0	0	0	0	0	0	0	0
J.Peppers	0	2	2	0	0	0	0	0	1	0	0	0	0	0	0	0	0	0	0	0
J.McCourty	1	0	1	0	0	0	0	0	1	0	0	0	0	0	0	0	0	0	0	0
B.Boddy-Calhoun	1	0	1	0	0	0	0	0	0	0	0	0	0	0	0	0	0	0	0	0
D.King	0	0	0	0	0	0	0	0	1	0	0	0	0	0	0	0	0	0	0	0
M.Dayes	0	0	0	0	0	0	0	0	0	0	0	2	0	0	0	0	0	0	0	0
S.DeValve	0	0	0	0	0	0	0	0	0	0	0	1	0	0	0	0	0	0	0	0
R.Louis	0	0	0	0	0	0	0	0	0	0	0	1	0	0	0	0	0	0	0	0
R.Higgins	0	0	0	0	0	0	0	0	0	0	0	0	0	0	0	0	1	0	0	0
C.Coleman	0	0	0	0	0	0	0	0	0	0	0	0	0	0	0	0	1	0	0	0
D.Kizer	0	0	0	0	0	0	0	0	0	0	0	0	0	0	0	0	0	0	0	1
Total	45	32	77	2	9	6	4	0	7	3	1	4	0	0	0	0	2	0	0	1

First Quarter

11/19/2017

Play By Play

JAX wins the coin toss and elects to defer. CLV elects to Receive, and JAX elects to defend the east goal.

J.Lambo kicks 66 yards from JAX 35 to CLV -1. M.Dayes to JAX 48 for 53 yards (D.Payne).

Cleveland Browns at 15:00, (1st play from scrimmage 14:50)

- 1-10-JAX 48 (14:50) I.Crowell right guard to JAX 43 for 5 yards (P.Posluszny).
- 2-5-JAX 43 (14:21) I.Crowell left guard to JAX 42 for 1 yard (A.Jones).
- 3-4-JAX 42 (13:42) (Shotgun) D.Kizer sacked at JAX 45 for -3 yards (M.Jackson).
- 4-7-JAX 45 (13:03) (Punt formation) B.Colquitt punts 35 yards to JAX 10, Center-C.Hughlett, fair catch by J.Mickens.

Jacksonville Jaguars at 12:56

- 1-10-JAX 10 (12:56) L.Fournette right tackle to JAX 14 for 4 yards (J.Burgess; T.Coley).
- 2-6-JAX 14 (12:22) B.Bortles pass short right to K.Cole to JAX 25 for 11 yards (D.Kindred). P1
- 1-10-JAX 25 (11:50) L.Fournette right tackle to JAX 33 for 8 yards (J.Schobert).
- 2-2-JAX 33 (11:14) L.Fournette right tackle to JAX 39 for 6 yards (T.Coley). R2
- 1-10-JAX 39 (10:38) C.Ivory right guard to JAX 41 for 2 yards (D.Shelton).
- 2-8-JAX 41 (9:54) (Shotgun) L.Fournette right tackle to JAX 39 for -2 yards (E.Ogbah).
- 3-10-JAX 39 (9:11) (Shotgun) B.Bortles pass incomplete short right to K.Cole (J.Taylor).
- 4-10-JAX 39 (9:02) (Punt formation) B.Nortman punts 39 yards to CLV 22, Center-C.Holba. J.Peppers to CLV 28 for 6 yards (L.McCray).
PENALTY on JAX, Illegal Formation, 5 yards, enforced at JAX 39 - No Play.
- 4-15-JAX 34 (8:54) B.Nortman punts 21 yards to CLV 45, Center-C.Holba, out of bounds.

Cleveland Browns at 8:49

- 1-10-CLV 45 (8:49) D.Kizer pass short middle intended for C.Coleman INTERCEPTED by T.Smith at JAX 41. T.Smith to CLV 33 for 26 yards (R.Higgins).

Jacksonville Jaguars at 8:36

- 1-10-CLV 33 (8:36) T.Bohanon right guard to CLV 30 for 3 yards (J.Schobert; T.Coley).
- 2-7-CLV 30 (8:02) L.Fournette right guard to CLV 26 for 4 yards (E.Ogbah).
- 3-3-CLV 26 (7:20) (Shotgun) B.Bortles pass short left to M.Lee to CLV 10 for 16 yards (B.Boddy-Calhoun). JAX-K.Cole was injured during the play. His return is Questionable. P3
- 1-10-CLV 10 (6:59) **B.Bortles pass short right to M.Lewis for 10 yards, TOUCHDOWN.** P4
- J.Lambo extra point is GOOD, Center-C.Holba, Holder-B.Nortman.

JAX 7 CLV 0, 4 plays, 33 yards, 1:42 drive, 8:06 elapsed

J.Lambo kicks inside 12 yards from JAX 35 to JAX 47. RECOVERED by JAX-J.Lambo.

PENALTY on JAX-D.Payne, Offside on Free Kick, 5 yards, enforced at JAX 35 - No Play.

J.Lambo kicks 70 yards from JAX 30 to end zone, Touchback.

Cleveland Browns at 6:54

- 1-10-CLV 25 (6:54) D.Johnson left tackle to CLV 32 for 7 yards (T.Gipson).
- 2-3-CLV 32 (6:28) (Shotgun) D.Kizer left tackle to CLV 32 for no gain (T.Smith).
- 3-3-CLV 32 (5:51) (Shotgun) D.Kizer sacked at CLV 25 for -7 yards (Y.Ngakoue). FUMBLES (Y.Ngakoue), and recovers at CLV 22. D.Kizer to CLV 22 for no gain (M.Jackson).
- 4-13-CLV 22 (5:15) B.Colquitt punts 60 yards to JAX 18, Center-C.Hughlett. J.Mickens MUFFS catch, and recovers at JAX 18. J.Mickens to JAX 25 for 7 yards (S.DeValve). CLV-S.Coates was injured during the play. His return is Probable.

Jacksonville Jaguars at 5:06

- 1-10-JAX 25 (5:06) B.Bortles FUMBLES (Aborted) at JAX 25, and recovers at JAX 25. B.Bortles to JAX 22 for -3 yards (C.Nassib).
- 2-13-JAX 22 (4:31) (Shotgun) B.Bortles pass short right to M.Lee to JAX 28 for 6 yards (C.Kirksey).
- 3-7-JAX 28 (3:45) (Shotgun) B.Bortles pass incomplete short left to M.Lee.
- 4-7-JAX 28 (3:40) B.Nortman punts 45 yards to CLV 27, Center-C.Holba, out of bounds.

Cleveland Browns at 3:30

- 1-10-CLV 27 (3:30) I.Crowell left guard to CLV 31 for 4 yards (M.Jack).
- 2-6-CLV 31 (3:05) (No Huddle, Shotgun) D.Kizer pass incomplete short left to R.Louis.
- 3-6-CLV 31 (3:01) (Shotgun) D.Kizer pass incomplete short middle to S.DeValve (M.Jack) [B.Church].
- 4-6-CLV 31 (2:57) B.Colquitt punts 45 yards to JAX 24, Center-C.Hughlett. J.Mickens to JAX 33 for 9 yards (M.Dayes).

Jacksonville Jaguars at 2:47

- 1-10-JAX 33 (2:47) L.Fournette right tackle to CLV 38 for 29 yards (J.Schobert). CLV-J.Meder was injured during the play. His return is Questionable. R5
- 1-10-CLV 38 (2:24) C.Ivory left tackle to CLV 39 for -1 yards (L.Ogunjobi; J.Burgess).
- 2-11-CLV 39 (1:44) (Shotgun) T.Yeldon right tackle to CLV 30 for 9 yards (J.Peppers; C.Kirksey).

Jacksonville Jaguars vs Cleveland Browns at FirstEnergy Stadium

3-2-CLV 30 (:58) B.Bortles scrambles right end to CLV 27 for 3 yards (J.Burgess).

1-10-CLV 27 (:27) L.Fournette right tackle to CLV 28 for -1 yards (J.Burgess).

END OF QUARTER

	Score	Time Poss	First Downs				Efficiencies	
			R	P	X	T	3 Down	4 Down
Jacksonville Jaguars	7	10:12	3	3	0	6	2/4	0/0
Cleveland Browns	0	4:48	0	0	0	0	0/3	0/0

Second Quarter

11/19/2017

Play By Play

Jacksonville Jaguars continued.

- 2-11-CLV 28 (15:00) (Shotgun) B.Bortles pass incomplete short left to D.Westbrook (D.King).
 3-11-CLV 28 (14:57) (Shotgun) B.Bortles pass short left to M.Lee to CLV 20 for 8 yards (C.Kirksey).
 4-3-CLV 20 (14:18) **J.Lambo 38 yard field goal is GOOD, Center-C.Holba, Holder-B.Nortman.**

JAX 10 CLV 0, 8 plays, 47 yards, 3:33 drive, 0:46 elapsed
--

J.Lambo kicks 40 yards from JAX 35 to CLV 25. N.Orchard to CLV 34 for 9 yards (L.Pinkard).

Cleveland Browns at 14:14, (1st play from scrimmage 14:10)

- 1-10-CLV 34 (14:10) D.Kizer pass deep right to C.Coleman to JAX 46 for 20 yards (J.Ramsey). P1
1-10-JAX 46 (13:32) D.Kizer pass short right to C.Coleman to JAX 38 for 8 yards (J.Ramsey).
 2-2-JAX 38 (12:58) I.Crowell left guard to JAX 37 for 1 yard (P.Posluszny).
 3-1-JAX 37 (12:17) (Shotgun) D.Kizer right guard to JAX 27 for 10 yards (B.Church). R2
1-10-JAX 27 (11:33) (Shotgun) **D.Kizer pass deep right to D.Johnson for 27 yards, TOUCHDOWN.** P3
 Z.Gonzalez extra point is GOOD, Center-C.Hughlett, Holder-B.Colquitt.

JAX 10 CLV 7, 5 plays, 66 yards, 2:46 drive, 3:32 elapsed
--

Z.Gonzalez kicks 65 yards from CLV 35 to end zone, Touchback.

Jacksonville Jaguars at 11:28

- 1-10-JAX 25 (11:28) (Shotgun) B.Bortles pass incomplete short right to M.Lee (E.Ogbah).
 2-10-JAX 25 (11:24) L.Fournette right guard to JAX 27 for 2 yards (M.Garrett).
 3-8-JAX 27 (10:48) (Shotgun) *PENALTY on JAX-C.Robinson, False Start, 5 yards, enforced at JAX 27 - No Play.*
 3-13-JAX 22 (10:33) (Shotgun) B.Bortles pass short right to T.Yeldon to JAX 27 for 5 yards (C.Kirksey).
Penalty on JAX-J.Mickens, Illegal Motion, declined.
 4-8-JAX 27 (10:25) B.Nortman punts 33 yards to CLV 40, Center-C.Holba, fair catch by J.Peppers.

Cleveland Browns at 10:20

- 1-10-CLV 40 (10:20) (Shotgun) I.Crowell left guard to CLV 40 for no gain (D.Smoot; B.Church).
 2-10-CLV 40 (9:45) (Shotgun) D.Kizer pass incomplete short right. Pass thrown out of bounds outside the pocket.
 Timeout #1 by CLV at 09:37.
 3-10-CLV 40 (9:37) (Shotgun) D.Kizer pass incomplete short middle to R.Higgins [Y.Ngakoue].
 4-10-CLV 40 (9:31) B.Colquitt punts 53 yards to JAX 7, Center-C.Hughlett. J.Mickens to JAX 19 for 12 yards (R.Louis).

Jacksonville Jaguars at 9:21

- 1-10-JAX 19 (9:21) L.Fournette left guard to JAX 21 for 2 yards (J.McCourty).
 2-8-JAX 21 (8:37) L.Fournette left guard to JAX 21 for no gain (L.Ogunjobi).
 3-8-JAX 21 (7:58) (Shotgun) B.Bortles pass deep left to D.Westbrook to JAX 49 for 28 yards (J.Taylor). P7
1-10-JAX 49 (7:21) L.Fournette right guard to CLV 49 for 2 yards (L.Ogunjobi; J.Schobert).
 2-8-CLV 49 (6:45) T.Yeldon left end to JAX 48 for -3 yards (M.Garrett; J.Schobert).
 3-11-JAX 48 (5:59) (Shotgun) B.Bortles pass incomplete short left to M.Lee (E.Ogbah).
 4-11-JAX 48 (5:55) B.Nortman punts 46 yards to CLV 6, Center-C.Holba. J.Peppers to CLV 16 for 10 yards (D.Smoot; P.Thompson).

Cleveland Browns at 5:43

- 1-10-CLV 16 (5:43) I.Crowell right end to CLV 15 for -1 yards (T.Gipson).
 2-11-CLV 15 (5:04) (Shotgun) D.Kizer pass incomplete short left to R.Higgins.
 3-11-CLV 15 (5:01) (Shotgun) D.Kizer pass incomplete deep right to C.Coleman.
 4-11-CLV 15 (4:54) B.Colquitt punts 53 yards to JAX 32, Center-C.Hughlett. J.Mickens to JAX 42 for 10 yards (M.Dayes).

Jacksonville Jaguars at 4:44

- 1-10-JAX 42 (4:44) B.Bortles pass short middle to L.Fournette to CLV 49 for 9 yards (J.Burgess; C.Kirksey).
 2-1-CLV 49 (4:06) B.Bortles pass incomplete short left. Pass thrown out of bounds outside of pocket
 3-1-CLV 49 (4:02) T.Yeldon right guard to CLV 49 for no gain (M.Garrett; D.Kindred).
 4-1-CLV 49 (3:11) B.Bortles up the middle to CLV 47 for 2 yards (L.Ogunjobi). R8
1-10-CLV 47 (2:39) L.Fournette left guard to CLV 42 for 5 yards (L.Ogunjobi; E.Ogbah).
PENALTY on JAX-A.Cann, Offensive Holding, 10 yards, enforced at CLV 47 - No Play.
 1-20-JAX 43 (2:12) (Shotgun) B.Bortles pass short right to D.Westbrook to JAX 48 for 5 yards (J.Burgess) [M.Garrett].

Two-Minute Warning

Jacksonville Jaguars vs Cleveland Browns at FirstEnergy Stadium

- 2-15-JAX 48 (2:00) (Shotgun) B.Bortles pass short left to M.Lewis to CLV 36 for 16 yards (D.Kindred). P9
- 1-10-CLV 36 (1:15) (Shotgun) B.Bortles pass incomplete short right to L.Fournette [M.Garrett].
- Timeout #1 by JAX at 01:09.
- 2-10-CLV 36 (1:09) (Shotgun) B.Bortles pass short right to J.O'Shaughnessy to CLV 24 for 12 yards (C.Kirksey; J.Schobert). P10
- Timeout #2 by JAX at 01:03.
- 1-10-CLV 24 (1:03) (Shotgun) B.Bortles pass incomplete short right to D.Westbrook (J.Peppers).
- 2-10-CLV 24 (:59) (Shotgun) B.Bortles pass short left to D.Westbrook to CLV 22 for 2 yards (J.Taylor). FUMBLES (J.Taylor), ball out of bounds at CLV 22. The Replay Official reviewed the status of the game clock ruling, and the play was REVERSED.
- (Shotgun) B.Bortles pass short left to D.Westbrook to CLV 22 for 2 yards (J.Taylor). FUMBLES (J.Taylor), ball out of bounds at CLV 22.
- 3-8-CLV 22 (:48) (Shotgun) T.Yeldon left end to CLV 21 for 1 yard (J.Schobert). FUMBLES (J.Schobert), recovered by JAX-K.Cole at CLV 21.
- PENALTY on JAX-C.Reed, Offensive Holding, 10 yards, enforced at CLV 21.*
- 3-17-CLV 31 (:37) (Shotgun) T.Yeldon left end to CLV 23 for 8 yards (C.Kirksey).
- 4-9-CLV 23 (:34) J.Lambo 41 yard field goal is No Good, Wide Right, Center-C.Holba, Holder-B.Nortman.

Cleveland Browns at 0:30

- 1-10-CLV 31 (:30) D.Kizer kneels to CLV 30 for -1 yards.

END OF QUARTER

	Score	Time Poss	First Downs				Efficiencies	
			R	P	X	T	3 Down	4 Down
Jacksonville Jaguars	10	9:46	1	3	0	4	1/6	1/1
Cleveland Browns	7	5:14	1	2	0	3	1/3	0/0

Third Quarter

11/19/2017

Play By Play

JAX elects to Receive, and CLV elects to defend the West goal.

Z.Gonzalez kicks 65 yards from CLV 35 to end zone, Touchback.

Jacksonville Jaguars at 15:00

- 1-10-JAX 25 (15:00) L.Fournette right guard to JAX 24 for -1 yards (J.Burgess).
- 2-11-JAX 24 (14:21) (Shotgun) B.Bortles pass short middle to K.Cole to JAX 32 for 8 yards (J.Burgess; C.Kirksey).
- 3-3-JAX 32 (13:40) (Shotgun) B.Bortles pass incomplete short right to K.Cole.
- 4-3-JAX 32 (13:36) B.Nortman punts 41 yards to CLV 27, Center-C.Holba. J.Peppers to CLV 26 for -1 yards (P.Thompson).

Cleveland Browns at 13:29

- 1-10-CLV 26 (13:29) (Shotgun) I.Crowell left guard to CLV 27 for 1 yard (C.Campbell).
- 2-9-CLV 27 (12:54) (Shotgun) I.Crowell left guard to CLV 30 for 3 yards (P.Posluszny; T.Smith).
- 3-6-CLV 30 (12:11) (Shotgun) D.Kizer pass short left to D.Njoku to CLV 43 for 13 yards (A.Bouye).
- 1-10-CLV 43 (11:48) (Shotgun) D.Kizer pass incomplete short right to C.Coleman.
- 2-10-CLV 43 (11:45) (Shotgun) D.Kizer pass incomplete short right to D.Johnson.
- 3-10-CLV 43 (11:41) (Shotgun) D.Kizer pass incomplete short left to D.Johnson.
- 4-10-CLV 43 (11:37) B.Colquitt punts 34 yards to JAX 23, Center-C.Hughlett, out of bounds.

P4

Jacksonville Jaguars at 11:32

- 1-10-JAX 23 (11:32) B.Bortles pass incomplete deep right to D.Westbrook.
Jacksonville challenged the pass completion ruling, and the play was Upheld. The ruling on the field stands. (Timeout #1.)
- 2-10-JAX 23 (11:26) L.Fournette right guard to JAX 25 for 2 yards (J.Burgess).
- 3-8-JAX 25 (10:44) (Shotgun) B.Bortles pass incomplete short middle to T.Yeldon [C.Kirksey].
- 4-8-JAX 25 (10:37) B.Nortman punts 34 yards to CLV 41, Center-C.Holba. J.Peppers MUFFS catch, touched at CLV 41, RECOVERED by JAX-J.Wilson at CLV 31.

Jacksonville Jaguars at 10:23

- 1-10-CLV 31 (10:23) (Shotgun) B.Bortles pass incomplete short middle to K.Cole (D.Shelton).
- 2-10-CLV 31 (10:20) (Shotgun) L.Fournette right guard to CLV 27 for 4 yards (J.Schobert; J.Burgess).
- 3-6-CLV 27 (9:34) (Shotgun) B.Bortles sacked at CLV 34 for -7 yards (C.Kirksey). FUMBLES (C.Kirksey), RECOVERED by CLV-M.Garrett at CLV 29. M.Garrett to CLV 29 for no gain (B.Linder).

Cleveland Browns at 9:27

- 1-10-CLV 29 (9:27) D.Kizer pass short left to C.Coleman to CLV 43 for 14 yards (T.Gipson).
- 1-10-CLV 43 (8:55) I.Crowell left guard to CLV 46 for 3 yards (P.Posluszny; T.Gipson).
- 2-7-CLV 46 (8:22) D.Kizer pass deep right to C.Coleman to JAX 36 for 18 yards (J.Ramsey).
- 1-10-JAX 36 (7:49) I.Crowell right guard to JAX 35 for 1 yard (M.Dareus).
- 2-9-JAX 35 (7:20) (Shotgun) D.Kizer sacked at JAX 43 for -8 yards (D.Fowler).
- 3-17-JAX 43 (6:36) (Shotgun) D.Kizer pass short middle to D.Johnson to JAX 42 for 1 yard (T.Smith).
- 4-16-JAX 42 (6:01) B.Colquitt punts 42 yards to end zone, Center-C.Hughlett, Touchback.

P5

P6

Jacksonville Jaguars at 5:53

- 1-10-JAX 20 (5:53) L.Fournette left tackle to JAX 24 for 4 yards (C.Kirksey).
- 2-6-JAX 24 (5:21) L.Fournette right tackle to JAX 33 for 9 yards (D.Kindred).
- 1-10-JAX 33 (4:41) L.Fournette right guard to JAX 35 for 2 yards (N.Orchard).
- 2-8-JAX 35 (4:09) L.Fournette right tackle to JAX 37 for 2 yards (N.Orchard).
- 3-6-JAX 37 (3:23) (Shotgun) B.Bortles pass short middle to M.Lee to JAX 43 for 6 yards (J.Schobert).
- 1-10-JAX 43 (2:40) (Shotgun) L.Fournette left guard to JAX 47 for 4 yards (J.Schobert).
- 2-6-JAX 47 (2:02) L.Fournette right guard to CLV 48 for 5 yards (L.Ogunjobi).
- 3-1-CLV 48 (1:21) L.Fournette right guard to CLV 45 for 3 yards (J.Burgess; D.Shelton).
- 1-10-CLV 45 (:48) C.Ivory right tackle to CLV 45 for no gain (D.Shelton; J.Burgess).
- 2-10-CLV 45 (:12) C.Ivory right guard to CLV 44 for 1 yard (C.Nassib).

R11

P12

R13

END OF QUARTER

	Score	Time Poss	First Downs				Efficiencies	
			R	P	X	T	3 Down	4 Down
Jacksonville Jaguars	10	9:29	2	1	0	3	2/5	0/0
Cleveland Browns	7	5:31	0	3	0	3	1/3	0/0

Fourth Quarter

11/19/2017

Play By Play

Jacksonville Jaguars continued.

- 3-9-CLV 44 (15:00) (Shotgun) B.Bortles sacked at JAX 49 for -7 yards (J.Burgess).
 4-16-JAX 49 (14:29) B.Nortman punts 37 yards to CLV 14, Center-C.Holba, out of bounds.

Cleveland Browns at 14:25

- 1-10-CLV 14 (14:25) D.Kizer pass short right to C.Coleman to CLV 18 for 4 yards (T.Smith; J.Ramsey).
 2-6-CLV 18 (13:49) (Shotgun) D.Kizer pass short right to K.Britt to CLV 20 for 2 yards (J.Ramsey).
 3-4-CLV 20 (13:13) (Shotgun) D.Kizer pass short left to K.Britt to CLV 23 for 3 yards (A.Bouye).
 4-1-CLV 23 (12:11) B.Colquitt punts 54 yards to JAX 23, Center-C.Hughlett, downed by CLV-R.Louis.

Jacksonville Jaguars at 11:59

- 1-10-JAX 23 (11:59) (Shotgun) L.Fournette left guard to JAX 24 for 1 yard (T.Coley).
 2-9-JAX 24 (11:26) L.Fournette left guard to JAX 24 for no gain (D.Shelton).
 3-9-JAX 24 (10:47) (Shotgun) B.Bortles pass incomplete deep left to M.Lee (J.McCourty).
 4-9-JAX 24 (10:40) B.Nortman punts 43 yards to CLV 33, Center-C.Holba. J.Peppers MUFFS catch, touched at CLV 33, ball out of bounds at CLV 33.

Cleveland Browns at 10:34

- 1-10-CLV 33 (10:34) I.Crowell right tackle to CLV 33 for no gain (D.Smoot).
 2-10-CLV 33 (9:56) D.Kizer scrambles left guard to CLV 41 for 8 yards (P.Posluszny).
 3-2-CLV 41 (9:11) (Shotgun) D.Johnson right end to CLV 44 for 3 yards (M.Dareus). Pitch out R7
1-10-CLV 44 (8:28) (Shotgun) D.Kizer pass short left intended for C.Coleman INTERCEPTED by A.Bouye at JAX 48. A.Bouye to JAX 48 for no gain (C.Coleman).
 The Replay Official reviewed the incomplete pass ruling, and the play was Upheld. The ruling on the field was confirmed.

Jacksonville Jaguars at 8:23

- 1-10-JAX 48 (8:23) L.Fournette left guard to CLV 40 for 12 yards (J.Peppers; J.Burgess). R14
1-10-CLV 40 (7:51) L.Fournette right guard to CLV 38 for 2 yards (J.Burgess).
 2-8-CLV 38 (7:17) C.Ivory right guard to CLV 36 for 2 yards (J.Taylor).
 3-6-CLV 36 (6:26) (Shotgun) B.Bortles pass short left to M.Lee to CLV 27 for 9 yards (C.Kirksey). P15
1-10-CLV 27 (5:40) (Shotgun) L.Fournette left guard to CLV 24 for 3 yards (C.Kirksey; C.Nassib).
 2-7-CLV 24 (5:00) (Shotgun) B.Bortles pass short left to L.Fournette to CLV 26 for -2 yards (N.Orchard).
 3-9-CLV 26 (4:14) (Shotgun) B.Bortles pass short middle to K.Cole to CLV 21 for 5 yards (C.Kirksey).
 4-4-CLV 21 (3:35) **J.Lambo 39 yard field goal is GOOD, Center-C.Holba, Holder-B.Nortman.**

JAX 13 CLV 7, 8 plays, 31 yards, 4:52 drive, 11:29 elapsed

J.Lambo kicks 52 yards from JAX 35 to CLV 13. M.Daves to CLV 22 for 9 yards (L.McCray).

Cleveland Browns at 3:31, (1st play from scrimmage 3:28)

- 1-10-CLV 22 (3:28) (Shotgun) D.Kizer pass short right to S.DeValve to CLV 27 for 5 yards (A.Colvin).
 2-5-CLV 27 (2:56) (Shotgun) D.Kizer pass short middle to D.Johnson to CLV 34 for 7 yards (M.Jack; A.Colvin). P8
1-10-CLV 34 (2:15) (Shotgun) D.Kizer scrambles right end to CLV 39 for 5 yards (T.Patmon; J.Ramsey).
 2-5-CLV 39 (2:06) (Shotgun) D.Kizer pass short right to D.Johnson to JAX 40 for 21 yards (B.Church). P9

Two-Minute Warning

- 1-10-JAX 40 (1:59) (Shotgun) D.Kizer pass incomplete deep middle to S.DeValve (J.Ramsey).
 2-10-JAX 40 (1:52) (Shotgun) D.Kizer pass incomplete short left to C.Coleman.
 3-10-JAX 40 (1:48) (Shotgun) D.Kizer sacked at JAX 45 for -5 yards (sack split by C.Campbell and Y.Ngakoue).
 The Replay Official reviewed the runner was down by contact ruling, and the play was REVERSED.
 (Shotgun) D.Kizer sacked at JAX 45 for -5 yards (sack split by C.Campbell and Y.Ngakoue). FUMBLES (C.Campbell), RECOVERED by JAX-D.Fowler at JAX 44.

Jacksonville Jaguars at 1:44

- 1-10-JAX 44 (1:44) *PENALTY on JAX-C.Reed, False Start, 5 yards, enforced at JAX 44 - No Play.*
 1-15-JAX 39 (1:44) L.Fournette left tackle to JAX 41 for 2 yards (J.Schobert; J.Burgess).
 Timeout #1 by CLV at 01:40.
 2-13-JAX 41 (1:37) L.Fournette right tackle to JAX 44 for 3 yards (D.Shelton).
 Timeout #2 by CLV at 01:35.
 3-10-JAX 44 (1:35) C.Ivory right tackle to JAX 46 for 2 yards (J.Taylor).
 Timeout #3 by CLV at 01:30.
 4-8-JAX 46 (1:30) B.Nortman punts 54 yards to end zone, Center-C.Holba, Touchback.

Cleveland Browns at 1:24

Jacksonville Jaguars vs Cleveland Browns at FirstEnergy Stadium

1-10-CLV 20 (1:24) (Shotgun) D.Kizer sacked at CLV 9 for -11 yards (Y.Ngakoue). FUMBLES (Y.Ngakoue), RECOVERED by JAX-T.Smith at CLV - 2. TOUCHDOWN.

Jacksonville Jaguars at 1:14

TWO-POINT CONVERSION ATTEMPT. L.Fournette rushes left guard. ATTEMPT FAILS.

JAX 19 CLV 7, 0 plays, 0 yards, 0:00 drive, 13:46 elapsed

J.Lambo kicks 41 yards from JAX 35 to CLV 24. D.Vitale to CLV 42 for 18 yards (C.Grant; L.McCray).

Cleveland Browns at 1:14, (1st play from scrimmage 1:09)

1-10-CLV 42 (1:09) (Shotgun) D.Kizer pass deep right to C.Coleman ran ob at JAX 42 for 16 yards. P10

1-10-JAX 42 (1:02) (No Huddle, Shotgun) D.Kizer pass short right to R.Louis to JAX 27 for 15 yards (T.Smith). P11

1-10-JAX 27 (:37) (No Huddle, Shotgun) D.Kizer pass incomplete short right to R.Louis.

2-10-JAX 27 (:29) (Shotgun) D.Kizer pass incomplete short middle to M.Dayes.

3-10-JAX 27 (:25) (Shotgun) D.Kizer pass short right to M.Dayes ran ob at JAX 22 for 5 yards.

4-5-JAX 22 (:20) (Shotgun) D.Kizer pass incomplete short left to R.Louis.

Jacksonville Jaguars at 0:16

1-10-JAX 22 (:16) B.Bortles kneels to JAX 21 for -1 yards.

END OF QUARTER

	Score	Time Poss	First Downs				Efficiencies	
			R	P	X	T	3 Down	4 Down
Jacksonville Jaguars	19	7:28	1	1	0	2	1/5	0/0
Cleveland Browns	7	7:32	1	4	0	5	1/4	0/1

Miscellaneous Statistics Report

Jacksonville Jaguars vs Cleveland Browns
11/19/2017 at FirstEnergy Stadium

Ten Longest Plays for Jacksonville Jaguars

Yards	Qtr	Play Start	Play Description
29	1	1-10-JAX 33	(2:47) L.Fournette right tackle to CLV 38 for 29 yards (J.Schobert). CLV-J.Meder was injured during the play. His return is Questionable.
28	2	3-8-JAX 21	(7:58) (Shotgun) B.Bortles pass deep left to D.Westbrook to JAX 49 for 28 yards (J.Taylor).
16	1	3-3-CLV 26	(7:20) (Shotgun) B.Bortles pass short left to M.Lee to CLV 10 for 16 yards (B.Boddy-Calhoun). JAX-K.Cole was injured during the play. His return is Questionable.
16	2	2-15-JAX 48	(2:00) (Shotgun) B.Bortles pass short left to M.Lewis to CLV 36 for 16 yards (D.Kindred).
12	2	2-10-CLV 36	(1:09) (Shotgun) B.Bortles pass short right to J.O'Shaughnessy to CLV 24 for 12 yards (C.Kirksey; J.Schobert).
12	4	1-10-JAX 48	(8:23) L.Fournette left guard to CLV 40 for 12 yards (J.Peppers; J.Burgess).
11	1	2-6-JAX 14	(12:22) B.Bortles pass short right to K.Cole to JAX 25 for 11 yards (D.Kindred).
10	1	1-10-CLV 10	(6:59) B.Bortles pass short right to M.Lewis for 10 yards, TOUCHDOWN.
9	1	2-11-CLV 39	(1:44) (Shotgun) T.Yeldon right tackle to CLV 30 for 9 yards (J.Peppers; C.Kirksey).
9	2	1-10-JAX 42	(4:44) B.Bortles pass short middle to L.Fournette to CLV 49 for 9 yards (J.Burgess; C.Kirksey).

Ten Longest Plays for Cleveland Browns

Yards	Qtr	Play Start	Play Description
27	2	1-10-JAX 27	(11:33) (Shotgun) D.Kizer pass deep right to D.Johnson for 27 yards, TOUCHDOWN.
21	4	2-5-CLV 39	(2:06) (Shotgun) D.Kizer pass short right to D.Johnson to JAX 40 for 21 yards (B.Church).
20	2	1-10-CLV 34	(14:10) D.Kizer pass deep right to C.Coleman to JAX 46 for 20 yards (J.Ramsey).
18	3	2-7-CLV 46	(8:22) D.Kizer pass deep right to C.Coleman to JAX 36 for 18 yards (J.Ramsey).
16	4	1-10-CLV 42	(1:09) (Shotgun) D.Kizer pass deep right to C.Coleman ran ob at JAX 42 for 16 yards.
15	4	1-10-JAX 42	(1:02) (No Huddle, Shotgun) D.Kizer pass short right to R.Louis to JAX 27 for 15 yards (T.Smith).
14	3	1-10-CLV 29	(9:27) D.Kizer pass short left to C.Coleman to CLV 43 for 14 yards (T.Gipson).
13	3	3-6-CLV 30	(12:11) (Shotgun) D.Kizer pass short left to D.Njoku to CLV 43 for 13 yards (A.Bouye).
10	2	3-1-JAX 37	(12:17) (Shotgun) D.Kizer right guard to JAX 27 for 10 yards (B.Church).
8	2	1-10-JAX 46	(13:32) D.Kizer pass short right to C.Coleman to JAX 38 for 8 yards (J.Ramsey).

Touchdown Scoring Information

		Offense	Defense	Special Teams
VISITOR	Jacksonville Jaguars	1	1	0
HOME	Cleveland Browns	1	0	0

Player Scoring Information

Club	Player	TD	Rush TD	Rec TD	KO TD	Punt TD	Int TD	Fum TD	Misc TD	FG	XP	2Pt Rush	2Pt Rec	Sfty	Points
JAX	J.Lambo	0	0	0	0	0	0	0	0	2	1	0	0	0	7
JAX	M.Lewis	0	0	1	0	0	0	0	0	0	0	0	0	0	6
CLV	D.Johnson	0	0	1	0	0	0	0	0	0	0	0	0	0	6
CLV	Z.Gonzalez	0	0	0	0	0	0	0	0	0	1	0	0	0	1

Possession Detail

	First Half		Second Half		Game	
	Visitor	Home	Visitor	Home	Visitor	Home
Largest Lead	10	0	12	0	12	0
Drives Leading	5	0	8	0	13	0
Time of Possession Leading	14:09	0:00	16:57	0:00	31:06	0:00
Largest Deficit	0	-10	0	-12	0	-12
Drives Trailing	0	6	0	7	0	13
Time of Possession Trailing	0:00	7:45	0:00	13:03	0:00	20:48
Times Score Tied Up		0		0		0
Lead Changes		1		0		1

Playtime Percentage

Percent of playtime per player on offense, defense and special teams

Jacksonville Jaguars					Cleveland Browns								
		Offense	Defense	Special Teams				Offense	Defense	Special Teams			
C Robinson	T	78	100%	4	13%	J Bitonio	G	55	100%	1	3%		
A Cann	G	78	100%	4	13%	K Zeitler	G	55	100%	1	3%		
C Reed	G	78	100%	4	13%	S Coleman	T	55	100%	1	3%		
J Wells	T	78	100%	4	13%	S Drango	G	55	100%	1	3%		
B Linder	C	78	100%	4	13%	J Tretter	C	55	100%				
B Bortles	QB	78	100%			D Kizer	QB	55	100%				
M Lewis	TE	67	86%	4	13%	C Coleman	WR	51	93%				
M Lee	WR	63	81%			R Higgins	WR	38	69%				
L Fournette	RB	52	67%			S DeValve	TE	33	60%	14	45%		
K Cole	WR	45	58%			R Louis	WR	33	60%	8	26%		
B Koyack	TE	44	56%	10	32%	D Johnson	RB	27	49%				
D Westbrook	WR	35	45%			I Crowell	RB	24	44%				
T Bohanon	FB	29	37%	15	48%	D Njoku	TE	21	38%	15	48%		
T Yeldon	RB	20	26%			K Britt	WR	20	36%				
J O'Shaughnessy	TE	18	23%	23	74%	R Telfer	TE	15	27%				
J Mickens	WR	9	12%	19	61%	D Vitale	FB	7	13%	18	58%		
C Ivory	RB	6	8%			M Dayes	RB	6	11%	25	81%		
L Pinkard	WR	2	3%	19	61%	J Peppers	FS		78	100%	15	48%	
M Jack	LB		55	100%	4	13%	J Taylor	CB		78	100%	12	39%
A Bouye	CB		55	100%	4	13%	C Kirksey	LB		78	100%	5	16%
T Smith	LB		55	100%	4	13%	J Schobert	LB		78	100%	5	16%
T Gipson	FS		55	100%	4	13%	J McCourty	CB		77	99%	1	3%
J Ramsey	CB		55	100%	1	3%	J Burgess	LB		71	91%	5	16%
B Church	SS		54	98%	8	26%	D Kindred	SS		68	87%	8	26%
C Campbell	DE		45	82%	8	26%	M Garrett	DE		60	77%	5	16%
M Jackson	DT		44	80%			D Shelton	DT		48	62%		
Y Ngakoue	DE		42	76%	4	13%	T Coley	DT		44	56%	4	13%
A Colvin	CB		41	75%	6	19%	C Nassib	DE		42	54%	6	19%
D Fowler	DE		31	56%			N Orchard	DE		32	41%	5	16%
M Dareus	DT		24	44%	4	13%	B Boddy-Calhoun	CB		31	40%	15	48%
A Jones	NT		22	40%	4	13%	L Ogunjobi	DT		31	40%	2	6%
P Posluszny	LB		13	24%	12	39%	E Ogbah	DE		29	37%	3	10%
D Smoot	DE		9	16%	21	68%	B Bello	LB		10	13%	25	81%
L McCray	LB		3	5%	23	74%	J Meder	DT		3	4%	1	3%
J Wilson	SS		1	2%	22	71%	D King	LB			25	81%	
T Patmon	CB		1	2%	6	19%	J Keyes	LB			25	81%	
P Thompson	FS				23	74%	M Jordan	CB			24	77%	
B Nortman	P				14	45%	D Smith	SS			22	71%	
C Holba	LS				14	45%	K Nacua	SS			17	55%	
C Pryor	SS				13	42%	C Hughlett	LS			9	29%	
C Grant	RB				12	39%	B Colquitt	P			9	29%	
J Lambo	K				10	32%	S Coates	WR			4	13%	
D Payne	LB				6	19%	Z Gonzalez	K			3	10%	
T Shatley	C				4	13%	Z Banner	T			1	3%	



TEAM GAME-BY-GAME STATISTICS
REGULAR SEASON WEEK 12 AT ARIZONA CARDINALS

JACKSONVILLE JAGUARS 2017 OFFENSE GAME-BY-GAME

Wk.	Date	Opp	FIRST DOWNS			3 RD	TOT. OFFENSE			RUSHING			PASSING			PUNTS			PEN.			FUM.			Tot. Pts.	TD	Rn	Ps	Rt	Sfty	PAT	2PT	FGs	T.O.P.
			Tot	Run	Pass		Pen	Yards	Plays	Avg.	Yards	Att.	Avg.	Net	Sacks	Gross	Att./	Cmp./	Int.	Avg.	Yards	Lost	Yards	Lost										
1	9/10	at HOU	W	19	7	8	4	3-12	280	60	4.7	155	39	4	125	0-0	11	0	36.5	10-89	1-0	29	3	1	1	1	0	2-3	0-0	3-4	30:05			
2	9/17	vs. TEN	L	20	6	13	1	6-13	310	61	5.1	99	25	4	211	2-12	20	2	49.2	10-99	2-1	16	2	1	1	0	0	1-1	0-1	1-1	29:14			
3	9/24	vs. BAL	W	24	7	13	4	3-12	410	68	6	166	35	4.7	244	0-0	20	0	50	9-70	0-0	44	5	1	4	0	0	5-5	0-0	3-3	34:03			
4	10/1	at NYJ	L	20	9	8	3	4-15	311	75	4.1	175	39	4.5	136	1-4	15	1	44.3	6-47	0-0	20	2	0	1	1	0	2-2	0-0	2-3	35:08			
5	10/8	at PIT	W	15	10	5	0	6-12	313	53	5.9	231	37	6.2	82	2-13	8	1	38	4-19	0-0	30	4	2	0	2	0	3-4	0-0	1-1	28:52			
6	10/15	vs. LAR	L	19	5	12	2	4-15	389	66	5.9	169	26	6.5	220	5-21	23	1	34.3	5-40	2-0	17	2	1	1	0	0	2-2	0-0	1-3	31:59			
7	10/22	at IND	W	23	6	14	3	8-14	518	65	8.0	188	37	5.1	330	1-0	18	0	53.5	4-34	3-2	27	3	2	1	0	0	3-3	0-0	2-2	32:47			
9	11/5	vs. CIN	W	26	7	15	4	12-18	408	78	4	149	40	3.7	259	0-0	24	0	37	5-50	1-1	23	2	0	1	1	0	2-2	0-0	3-3	40:14			
10	11/12	vs. LAC	W	20	3	14	3	5-18	398	81	4.9	135	27	5	263	3-10	28	2	47.9	9-106	0-0	20	2	1	1	0	0	1-2	1-1	2-2	31:47			
11	11/19	at CLE	W	15	7	8	0	6-20	284	76	3.7	139	44	3.2	145	2-9	17	0	39.3	6-40	5-1	19	2	0	1	1	0	1-1	0-1	2-3	36:55			
12	11/26	at ARI																																
13	12/3	vs. IND																																
14	12/10	vs. SEA																																
15	12/18	vs HOU																																
16	12/24	at S.F.																																
17	12/31	at TEN																																
TOTALS:		7-3	201	67	110	24	24	57-149	3621	683	5.3	1606	349	4.6	2015	16-69	184	7	43.5	68-594	14-5	245	27	9	12	6	0	21-24	1-3	20-25	32:33			

JACKSONVILLE JAGUARS 2017 DEFENSE GAME-BY-GAME

Wk.	Date	Opp	FIRST DOWNS			3 RD	TOT. OFFENSE			RUSHING			PASSING			PUNTS			PEN.			FUM.			Tot. Pts.	TD	Rn	Ps	Rt	Sfty	PAT	2PT	FGs	T.O.P.
			Tot	Run	Pass		Pen	Yards	Plays	Avg.	Yards	Att.	Avg.	Net	Sacks	Gross	Att./	Cmp./	Int.	Avg.	Yards	Lost	Yards	Lost										
1	9/10	at HOU	W	23	4	11	8	5-12	203	69	2.9	93	23	4	110	10-54	19	1	41.8	9-94	3-3	7	1	0	1	0	0	1-1	0-0	0-0	29:55			
2	9/17	vs. TEN	L	21	12	9	0	6-13	390	64	6.1	179	36	5	211	1-4	15	1	41.7	7-70	0-0	37	4	3	1	0	0	4-4	0-0	3-3	30:46			
3	9/24	vs. BAL	W	12	6	4	2	3-11	186	54	3.4	134	25	5.4	52	2-12	14	2	41.3	10-88	1-1	7	1	0	1	0	0	1-1	0-0	0-0	25:57			
4	10/1	at NYJ	L	18	6	12	0	6-17	471	69	6.8	256	32	8	215	5-40	23	1	43.7	10-70	3-1	23	2	2	0	0	0	2-2	0-0	3-4	34:24			
5	10/8	at PIT	W	21	5	16	0	7-15	371	77	4.8	70	20	3.5	301	2-11	33	5	44.7	5-37	0-0	9	0	0	0	0	0	0-0	0-0	3-3	31:08			
6	10/15	vs. LAR	L	12	5	7	0	4-13	249	56	4.4	142	32	4.4	107	3-17	11	0	46	7-70	2-1	27	3	0	1	2	0	3-3	0-0	2-2	28:01			
7	10/22	at IND	W	15	5	10	0	5-15	232	67	3.5	96	20	4.8	136	10-64	22	0	44.9	5-55	2-0	0	0	0	0	0	0	0-0	0-0	0-0	27:13			
9	11/5	vs. CIN	W	8	2	5	1	1-8	148	37	4	29	17	1.7	119	2-17	10	0	35.4	8-78	0-0	7	1	1	0	0	1-1	0-0	0-0	19:46				
10	11/12	vs. LAC	W	16	6	9	1	3-15	322	67	4.8	87	30	2.9	235	0-0	21	1	48.5	7-77	2-1	17	2	0	2	0	2-2	0-0	1-1	31:47				
11	11/19	at CLE	W	11	2	9	0	3-13	184	76	3.7	50	18	2.8	134	5-45	16	2	47	0-0	5-3	19	1	0	1	0	1-1	0-0	0-0	23:05				
12	11/26	at ARI																																
13	12/3	vs. IND																																
14	12/10	vs. SEA																																
15	12/18	vs HOU																																
16	12/24	at S.F.																																
17	12/31	at TEN																																
TOTALS:		7-3	157	53	92	12	12	43-132	2756	636	4.5	1136	253	4.49	1620	40-264	184	13	41.1	62-554	18-10	153	15	6	7	2	0	15-15	0-0	12-13	27:27			

JACKSONVILLE JAGUARS 2016 OFFENSE GAME-BY-GAME

Wk.	Date	Opp	FIRST DOWNS			3 RD			TOT. OFFENSE			RUSHING			PASSING			PUNTS			PEN.			FUM.			Tot. Tot.						
			Tot	Run	Pass	Pen	Down	Yards	Plays	Avg.	Yards	Att.	Avg.	Net	Sacks	Gross	Att./	Cmp./	Int.	Avg.	Yards	Lost	Pts.	TD	Rn	Ps	Rt	Sfty	PAT	2PT	FGs	T.O.P.	
1	9/11	vs. G.B.	[L]	20	4	14	2	4/15	348	68	5.1	48	26	1.8	300	3-24	320	39	24	1	62.5	9-79	1-0	23	2	1	1	0	0	2/2	0/0	3/3	31:23
2	9/18	at S.D	[L]	20	6	13	1	2/11	388	63	6.2	69	11	6.3	319	2-10	329	50	31	2	44.8	14-93	1-1	14	2	0	2	0	0	2/2	0/0	0/1	25:08
3	9/25	vs. BAL	[L]	14	1	12	1	6/16	216	63	3.4	48	21	2.3	168	4-26	194	38	24	3	41.5	7-75	0-0	17	2	0	2	0	0	2/2	0/0	1/2	28:54
4	10/2	vs. IND	[W]	23	7	11	5	3/11	331	65	5.1	136	29	4.7	195	3-12	207	33	19	0	53.8	11-145	1-0	30	3	1	2	0	0	3/3	0/0	3/3	27:21
6	10/16	at CHI	[W]	20	3	12	5	2/10	317	55	5.8	54	20	2.7	263	2-8	271	33	20	1	55	5-50	2-1	17	2	1	1	0	0	2/2	0/0	1/1	24:13
7	10/23	vs. OAK	[L]	19	4	11	4	4/13	344	60	5.7	105	16	6.6	239	1-7	246	43	23	2	47.8	13-122	2-1	16	1	0	1	0	0	1/1	0/0	3/3	26:33
8	10/27	at TEN	[L]	27	3	22	2	6/13	370	67	5.5	48	11	4.4	322	2-15	337	54	33	0	45.8	7-75	2-1	22	3	0	3	0	0	3/3	1/1	0/0	25:35
9	11/6	at K.C.	[L]	25	6	17	2	5/13	449	75	6	205	32	6.4	244	2-8	252	44	22	1	41.8	5-46	3-3	14	2	0	2	0	0	2/2	0/0	0/1	29:39
10	11/13	vs. HOU	[L]	23	3	18	2	10/17	327	73	4.5	80	22	3.6	247	2-8	265	49	32	1	38.3	4-48	2-1	21	2	0	2	0	0	2/2	1/1	2/2	32:10
11	11/20	at DET	[L]	16	1	13	2	4/14	285	62	4.6	83	27	3.1	202	0-0	202	35	22	2	40.8	4-25	2-1	19	2	0	2	0	0	1/2	0/0	2/2	32:55
12	11/27	at BUF	[L]	20	11	8	1	8/15	301	65	4.6	183	37	4.9	118	2-8	126	26	13	0	45.5	6-60	2-0	21	3	1	2	0	0	3/3	0/0	0/0	33:55
13	12/4	vs. DEN	[L]	19	7	10	2	6/18	333	81	4.1	154	38	4.1	179	1-2	181	42	19	2	46.1	6-65	1-1	10	1	1	0	0	0	1/1	0/0	1/1	34:34
14	12/11	vs. MIN	[L]	18	3	11	4	7/16	315	65	4.8	85	24	3.5	230	4-27	257	37	23	0	40.8	14-114	0-0	16	1	0	1	0	0	1/1	0/0	3/5	29:04
15	12/18	at HOU	[L]	9	3	4	2	3/13	150	50	3	67	20	3.4	83	2-9	92	28	12	1	52.5	12-91	0-0	20	2	1	0	1	0	2/2	0/0	2/2	23:18
16	12/24	vs. TEN	[W]	25	6	16	3	4/12	415	69	6	84	28	3	331	2-14	345	39	27	0	47.7	4-45	2-1	38	4	1	2	1	0	2/4	0/0	4/4	32:31
17	1/1	at IND	[L]	23	7	15	1	4/14	470	71	6.6	182	30	6.1	288	2-13	301	39	25	0	47	8-54	2-2	20	2	1	1	0	0	2/2	0/0	2/4	29:36
TOTALS:			3-13	321	75	207	39	78/221	5359	1052	5.1	1631	392	4.2	3728	34-197	3925	629	369	16	46.6	129-1178	23-13	318	34	8	24	2	0	29/32	2/2	27/34	29:09

JACKSONVILLE JAGUARS 2016 DEFENSE GAME-BY-GAME

Wk.	Date	Opp	FIRST DOWNS			3 RD			TOT. OFFENSE			RUSHING			PASSING			PUNTS			PEN.			FUM.			Tot. Tot.						
			Tot	Run	Pass	Pen	Down	Yards	Plays	Avg.	Yards	Att.	Avg.	Net	Sacks	Gross	Att./	Cmp./	Int.	Avg.	Yards	Lost	Pts.	TD	Rn	Ps	Rt	Sfty	PAT	2PT	FGs	T.O.P.	
1	9/11	vs. G.B.	[L]	18	6	10	2	7/14	294	60	4.9	95	25	3.8	199	1-0	199	34	20	0	46	5-24	1-0	27	3	1	2	0	0	3/3	0/0	2/2	28:37
2	9/18	at S.D	[L]	25	10	10	5	7/13	357	63	5.7	150	35	4.3	207	3-13	220	25	17	0	43.3	3-23	1-1	38	5	1	4	0	0	5/5	0/0	1/1	34:52
3	9/25	vs. BAL	[L]	18	3	11	4	5/13	283	64	4.4	84	22	3.8	199	2-15	214	40	29	2	48.6	8-58	2-1	19	1	1	0	0	0	1/1	0/0	4/4	31:06
4	10/2	vs. IND	[W]	23	7	11	5	9/17	284	73	3.9	94	25	3.8	190	6-44	234	42	27	1	49.7	7-78	1-0	27	3	1	2	0	0	3/3	0/0	2/2	32:39
6	10/16	at CHI	[W]	22	5	16	1	7/17	389	77	5.1	92	27	3.4	297	1-5	302	49	30	0	43.5	10-87	1-0	16	1	1	0	0	0	1/1	0/0	3/3	35:47
7	10/23	vs. OAK	[L]	21	8	10	3	8/18	344	71	4.8	144	34	4.2	200	0-0	200	37	23	0	54.6	11-117	1-0	33	3	2	1	0	0	3/3	0/0	4/4	33:27
8	10/27	at TEN	[L]	25	11	12	2	9/15	494	66	7.5	214	43	5	280	0-0	280	23	19	0	38.8	7-54	1-0	36	4	2	2	0	0	3/4	0/0	3/3	34:25
9	11/6	at K.C.	[L]	10	4	6	0	1/14	231	57	4.1	62	22	2.8	169	2-18	187	33	20	0	50.4	8-75	0-0	19	1	0	1	0	0	1/1	0/0	4/4	30:21
10	11/13	vs. HOU	[L]	16	9	6	1	7/15	273	61	4.5	181	33	5.5	92	1-7	99	27	14	0	46	4-89	0-0	24	3	0	2	1	0	3/3	0/0	1/3	27:50
11	11/20	at DET	[L]	14	1	12	1	5/14	277	57	4.9	14	21	0.7	263	3-15	278	33	24	0	48.5	5-32	3-2	26	3	1	0	2	0	2/3	0/0	2/2	27:05
12	11/27	at BUF	[L]	15	6	7	2	5/12	304	52	5.3	153	29	5.3	151	5-15	166	18	12	0	44	6-31	0-0	28	4	3	1	0	0	2/3	1/1	0/0	26:25
13	12/4	vs. DEN	[L]	10	4	5	1	1/13	206	54	3.8	104	28	3.7	102	2-2	104	24	12	0	46	4-32	0-0	20	2	1	0	1	0	2/2	0/0	2/2	25:26
14	12/11	vs. MIN	[L]	22	5	13	4	3/11	377	63	6	85	29	2.9	292	0-0	292	34	24	0	42	7-93	2-1	25	2	1	1	0	0	1/2	0/0	4/4	30:56
15	12/18	at HOU	[L]	23	6	13	4	4/14	387	78	5	79	31	2.5	308	0-0	308	47	29	2	45.2	6-71	3-0	21	1	1	0	0	1	1/1	0/0	4/4	36:42
16	12/24	vs. TEN	[W]	17	4	14	1	5/14	263	67	3.9	58	20	2.9	205	3-18	223	44	21	1	44.7	6-49	1-0	17	2	0	2	0	0	2/2	0/0	2/2	27:29
17	1/1	at IND	[L]	24	4	18	2	2/10	384	67	5.7	94	22	4.3	290	4-31	321	41	24	1	40.6	4-35	1-1	24	3	1	2	0	0	3/3	0/0	1/2	30:24
TOTALS:			3-13	303	93	174	38	83/224	5147	1030	5	1703	446	3.8	3444	33-183	3627	551	345	7	46	97-913	18-6	400	41	17	20	4	1	36/40	1/1	38/41	30:51

JACKSONVILLE JAGUARS 2015 OFFENSE GAME-BY-GAME

Wk.	Date	Opp	FIRST DOWNS			3 RD			TOT. OFFENSE			RUSHING			PASSING			PUNTS			PEN.			FUM.			Tot. Tot.						
			Tot	Run	Pass	Pen	DOWN	Yards	Plays	Avg.	Yards	Att.	Avg.	Net	Sacks	Gross	Att./	Cmp./	Int.	Avg.	Yards	Lost	Pts.	TD	Rn	Ps	Rt	Sfty	PAT	2PT	FGs	T.O.P.	
1	9/13	vs. CAR	[L]	18	6	12	0	3/12	265	66	4.0	96	21	4.6	169	5-14	183	40	22	2	46.2	25	1	9	1	0	1	0	0	0/1	0/0	1/2	25:54
2	9/20	vs. MIA	[W]	19	4	11	4	5/14	396	66	6.0	123	33	3.7	273	0-0	273	33	18	0	45.3	93	0	23	2	0	2	0	2/2	0/0	3/3	30:08	
3	9/28	at N.E.	[L]	15	2	12	1	6/12	293	55	5.3	57	20	2.9	236	2-6	242	33	17	1	48.8	114	0	17	2	0	2	0	2/2	0/0	1/1	25:20	
4	10/4	at IND	[L]	21	5	15	1	7/18	431	79	5.5	142	28	5.1	289	1-9	298	50	28	0	38.4	92	0	13	1	0	1	0	1/1	0/0	2/4	36:10	
5	10/11	at T.B.	[L]	21	3	15	3	2/8	325	56	5.8	55	17	3.2	270	6-33	303	33	23	1	55.3	12	1	31	4	0	4	0	4/4	0/0	1/1	25:19	
6	10/18	vs. HOU	[L]	26	4	18	4	5/15	394	77	5.1	83	21	4.0	311	3-20	331	53	30	3	46.8	64	0	20	3	0	3	0	2/3	0/0	0/0	29:58	
7	10/25	vs. BUF	[W]	17	6	9	2	5/14	295	63	4.7	120	32	3.8	175	2-7	182	29	13	1	44.8	66	0	34	5	1	2	2	4/5	0/0	0/0	28:38	
9	11/8	at NYJ	[L]	19	3	16	0	7/16	436	65	6.7	98	19	5.2	338	6-43	381	40	24	2	40.6	30	2	23	2	0	2	0	2/2	0/0	3/3	29:16	
10	11/15	at BAL	[W]	22	6	10	6	4/16	258	70	3.7	90	22	4.1	168	3-20	188	45	22	1	52.0	30	0	22	2	0	2	0	1/1	0/1	3/4	30:32	
11	11/19	vs. TEN	[W]	18	3	13	2	4/13	308	58	5.3	90	23	3.9	218	4-24	242	31	21	1	48.0	88	1	19	1	0	1	0	1/1	0/0	4/4	28:25	
12	11/29	vs. S.D.	[L]	20	4	15	1	5/15	420	70	6.0	102	19	5.4	318	2-11	329	49	30	1	41.3	35	0	25	2	0	2	0	1/2	0/0	4/4	28:36	
13	12/6	at TEN	[L]	20	3	17	3	10/14	383	59	6.5	81	21	3.9	302	2-20	322	36	24	0	53.3	21	1	39	6	1	5	0	3/5	0/1	0/0	26:26	
14	12/13	vs. IND	[W]	24	9	12	3	2/9	380	62	6.1	154	29	5.3	226	3-24	250	30	16	0	45.6	40	2	51	7	2	3	1	6/7	0/0	1/1	29:12	
15	12/20	vs. ATL	[L]	21	6	14	1	0/8	357	60	6.0	72	20	3.6	285	2-12	297	38	23	1	42.3	62	0	17	2	1	1	0	2/2	0/0	1/1	25:27	
16	12/27	at N.O.	[L]	21	4	17	0	6/9	412	52	7.9	65	15	4.3	347	2-21	368	35	27	2	50.0	55	0	27	4	0	4	0	1/1	1/3	0/0	22:07	
17	1/3	at HOU	[L]	11	1	9	1	1/12	215	54	4.0	32	14	2.3	183	8-56	239	32	17	2	5-50.2	7-53	3-2	6	0	0	0	0/0	0/0	2/2	24:23		
TOTALS:				313	69	215	29	72/205	5581	1012	5.5	1473	354	4.16	4108	51-320	4428	607	355	18	80-46.3	105-880	25-10	376	44	5	35	4	0	32/39	1/5	26/30	27:34

JACKSONVILLE JAGUARS 2015 DEFENSE GAME-BY-GAME

Wk.	Date	Opp	FIRST DOWNS			3 RD			TOT. OFFENSE			RUSHING			PASSING			PUNTS			PEN.			FUM.			Tot. Tot.						
			Tot	Run	Pass	Pen	DOWN	Yards	Plays	Avg.	Yards	Att.	Avg.	Net	Sacks	Gross	Att./	Cmp./	Int.	Avg.	Yards	Lost	Pts.	TD	Rn	Ps	Rt	Sfty	PAT	2PT	FGs	T.O.P.	
1	9/13	vs. CAR	[L]	17	6	10	1	8/17	263	68	3.9	105	35	3.0	158	2-17	175	31	18	1	44.8	22	0-0	20	2	0	1	1	0	2/2	0/0	2/4	34:06
2	9/20	vs. MIA	[W]	17	0	15	2	5/15	386	62	6.2	42	16	2.6	344	2-15	359	44	30	0	48.2	112	1-0	20	2	0	2	0	2/2	0/0	2/3	29:52	
3	9/28	at N.E.	[L]	35	12	19	4	11/14	471	76	6.2	125	32	3.9	346	2-12	358	42	33	0	0.0	30	0-0	51	6	4	2	0	6/6	0/0	3/3	34:40	
4	10/4	at IND	[L]	22	3	14	5	7/15	326	74	4.4	60	24	2.5	266	3-16	282	47	30	0	47.8	45	3-2	16	1	0	1	0	1/1	0/0	3/3	34:14	
5	10/11	at T.B.	[L]	20	8	11	1	5/11	369	61	6.0	183	40	4.6	186	2-23	209	19	13	0	33.7	72	0-0	38	4	2	1	1	3/3	1/1	3/3	34:41	
6	10/18	vs. HOU	[L]	24	6	15	3	7/14	382	68	5.6	95	31	3.1	287	1-6	293	36	24	0	38.8	69	1-0	31	4	0	3	1	4/4	0/0	1/1	30:02	
7	10/25	vs. BUF	[W]	26	10	13	3	3/12	375	74	5.1	115	28	4.1	260	4-38	298	42	24	2	49.3	87	4-2	31	3	0	2	1	2/2	1/1	3/3	31:22	
9	11/8	at NYJ	[L]	14	2	12	0	5/15	290	64	4.5	29	28	1.0	261	2-11	272	34	21	0	39.0	41	1-0	28	4	2	2	0	4/4	0/0	0/0	30:44	
10	11/15	at BAL	[W]	22	7	15	0	8/14	397	67	5.9	89	21	4.2	308	1-8	316	45	34	2	40.4	121	2-2	20	3	0	3	0	2/2	0/1	0/1	29:28	
11	11/19	vs. TEN	[W]	22	4	13	5	5/13	316	65	4.9	104	26	4.0	212	4-19	231	35	22	0	45.2	59	1-1	13	1	1	0	1/1	0/0	2/3	31:35		
12	11/29	vs. S.D.	[L]	24	4	19	1	6/14	369	71	5.2	79	26	3.0	290	2-10	300	43	29	0	41.2	70	0-0	31	4	0	4	0	4/4	0/0	1/1	31:24	
13	12/6	at TEN	[L]	26	9	13	4	8/13	467	68	6.9	210	35	6.0	257	4-11	268	29	20	1	44.3	38	1-1	42	6	2	3	1	6/6	0/0	0/0	33:34	
14	12/13	vs. IND	[W]	17	7	9	1	4/16	322	69	4.7	95	23	4.1	227	3-33	260	43	20	1	47.9	85	1-1	16	1	0	0	1	1/1	0/0	3/3	30:48	
15	12/20	vs. ATL	[L]	22	6	13	3	7/14	328	69	4.8	83	33	2.5	245	1-0	246	35	22	1	39.8	43	0-0	23	2	1	1	0	0/0	0/0	3/3	34:33	
16	12/27	at N.O.	[L]	29	9	18	2	8/13	537	72	7.5	135	35	3.9	402	1-10	412	36	25	0	49.5	40	0-0	38	5	2	3	0	5/5	0/0	1/3	37:53	
17	1/3	at HOU	[L]	25	9	13	3	8/17	402	74	5.4	160	31	5.2	242	2-7	249	41	25	1	4-47.5	9-55	1-1	30	3	1	1	1	3/3	0/0	3/4	35:37	
TOTALS:				362	102	222	38	105/227	6000	11-2	5.4	1709	464	3.7	4291	36-237	4528	602	390	9	72-43.9	114-989	16-9	448	51	15	29	7	0	48/48	2/3	30/38	32:26

JACKSONVILLE JAGUARS 2014 OFFENSE GAME-BY-GAME

Wk.	Date	Opp	FIRST DOWNS			TOT. OFFENSE			RUSHING			PASSING			PUNTS			PEN.			FUM.			Tot. Tot.								
			Tot	Run	Pass	Pen	Yards	Plays	Avg.	Yards	Att.	Avg.	Sacks	Gross	Att./	Cmp./	Int.	Avg.	Yards	Loss	TD	Rn	Ps	Rt	Sfty	PAT	2PT	FGs	T.O.P.			
1	9/7	at PHI	18	2	14	2	2/14	306	71	4.3	64	25	2.6	242	3-24	266	43	24	0	8-46.5	7-55	1-1	17	2	0	2	0	2/2	0/0	1/3	29:14	
2	9/14	at WAS	8	2	4	2	3/13	148	48	3.1	25	10	2.5	123	10-70	193	28	14	1	8-47.9	6-44	0-0	10	1	0	1	0	1/1	0/0	1/1	20:59	
3	9/21	vs. IND	18	6	10	2	4/10	344	55	6.3	105	20	5.3	239	4-17	256	18	31	2	5-46.4	2-15	1-1	17	2	0	2	0	2/2	0/0	1/1	22:57	
4	9/28	at S.D.	21	7	12	2	9/14	319	65	4.9	85	25	3.4	234	3-19	253	37	29	2	2-56.0	3-32	1-1	14	2	1	1	0	2/2	0/0	0/0	30:34	
5	10/5	vs. PIT	12	4	8	0	3/12	243	68	4.7	56	15	3.7	187	1-4	191	36	22	2	5-45.0	4-34	3-0	9	0	0	0	0	0/0	0/0	3/3	24:43	
6	10/12	at TEN	27	8	17	2	8/15	379	75	5.1	82	23	3.6	297	6-39	336	46	32	1	6-47.7	6-35	1-1	14	2	1	1	0	2/2	0.0	0/0	31:07	
7	10/19	vs. CLE	20	10	8	2	5/16	336	68	4.9	185	35	5.3	151	2-8	159	31	17	3	8-43.1	3-25	0-0	24	3	2	1	0	3/3	0/0	1/1	31:33	
8	10/26	vs. MIA	19	6	11	2	6/15	377	68	5.5	176	30	5.9	201	4-20	221	34	18	2	4-46.8	6-37	1-1	13	1	0	1	0	1/1	0/0	2/3	32:23	
9	11/2	at CIN	19	4	14	1	4/12	365	60	6.1	132	25	5.3	233	2-14	247	33	22	1	7-35.7	3-35	0-0	23	3	1	2	0	2/2	0/1	1/1	27:16	
10	11/9	vs. DAL	20	5	11	4	4/14	333	65	5.1	71	24	3	262	4-28	290	37	22	1	6-47.2	2-14	3-2	17	2	2	0	0	2/2	1/1	0/0	28:28	
12	11/23	at IND	11	6	5	0	3/12	194	54	3.6	80	23	3.5	114	4-32	146	27	15	1	7-49.4	6-43	2-1	3	0	0	0	0	0/0	0/0	1/1	25:55	
13	11/30	vs. NYG	18	6	10	2	3/12	258	64	4	118	22	5.4	140	7-54	194	35	21	0	7-52.4	7-49	0-0	25	3	0	1	2	1/1	0/2	2/2	25:21	
14	12/7	vs. HOU	17	4	10	3	5/15	262	66	4	74	22	3.4	188	4-17	188	40	20	1	4-48.3	6-40	0-0	13	1	0	1	0	1/1	0/0	2/2	27:31	
15	12/14	at BAL	13	4	9	0	5/18	248	69	3.6	82	23	3.6	166	8-63	229	38	22	1	6-44.5	5-60	0-0	12	0	0	0	0	0/0	0/0	4/5	31:42	
16	12/18	vs. TEN	17	7	7	3	5/13	288	56	5.1	177	25	7.1	111	4-13	124	27	14	0	7-45.9	3-25	1-0	21	3	2	1	0	3/3	0/0	0/0	25:08	
17	12/28	at HOU	13	5	4	4	0/11	233	53	4.4	121	14	8.6	112	5-28	140	34	15	0	6-49.3	4-25	1-0	17	2	0	1	0	2/2	0/0	1/2	20:12	
TOTALS:			271	86	154	31	69/216	4,634	988	4.7	1,633	360	4.5	3,001	71/450	3,451	557	325	18	96-46.5	73-573	15-8	249	27	9	15	3	1	23/23	1/4	20/26	27:11

JACKSONVILLE JAGUARS 2014 DEFENSE GAME-BY-GAME

Wk.	Date	Opp	FIRST DOWNS			TOT. OFFENSE			RUSHING			PASSING			PUNTS			PEN.			FUM.			Tot. Tot.								
			Tot	Run	Pass	Pen	Yards	Plays	Avg.	Yards	Att.	Avg.	Sacks	Gross	Att./	Cmp./	Int.	Avg.	Yards	Loss	TD	Rn	Ps	Rt	Sfty	PAT	2PT	FGs	T.O.P.			
1	9/7	at PHI	24	7	14	3	8/19	420	82	5.1	145	32	4.5	275	5-47	322	45	27	1	6-38.3	6-50	3-2	34	4	1	2	1	0	4/4	0/0	2/2	30:46
2	9/14	at WAS	32	12	16	4	6/14	449	81	5.5	191	42	4.5	258	3-30	288	36	24	0	4-49.8	11-98	0-0	41	5	3	2	0	5/5	0/0	2/2	39:01	
3	9/21	vs. IND	27	5	22	0	8/14	529	74	7.1	144	29	5	385	2-5	390	43	33	0	5-46.4	8-46	0-0	44	5	0	4	1	5/5	0/0	3/3	37:03	
4	9/28	at S.D.	19	2	16	1	9/16	407	61	6.7	42	20	2.1	365	2-12	377	39	29	0	3-42.0	7-57	1-0	33	3	0	3	0	3/3	0/0	4/4	29:26	
5	10/5	vs. PIT	20	5	15	0	8/16	372	68	5.5	111	28	4	261	4-12	273	36	26	0	5-45.4	7-50	1-1	17	2	0	1	1	2/2	0/0	1/1	35:17	
6	10/12	at TEN	14	3	9	2	3/11	290	55	5.3	70	24	2.9	220	3-13	233	28	17	0	5-49.8	5-48	1-0	16	1	1	0	0	1/1	0/0	3/3	28:53	
7	10/19	vs. CLE	13	2	11	0	4/17	266	74	3.6	69	30	2.3	197	3-18	215	41	16	1	7-50.4	8-50	2-2	6	0	0	0	0	0/0	0/0	2/2	28:27	
8	10/26	vs. MIA	17	7	8	2	5/12	326	56	5.8	148	24	6.2	178	3-18	196	29	16	1	5-51.0	7-52	0-0	27	3	0	1	2	3/3	0/0	2/2	27:37	
9	11/2	at CIN	23	11	12	0	6/13	423	67	6.3	191	34	5.6	232	2-1	233	31	19	2	5-50.4	6-40	1-0	33	4	2	2	0	4/4	0/0	1/1	32:44	
10	11/9	vs. DAL	16	6	10	0	4/13	399	59	6.8	151	30	5.0	248	1-6	254	28	21	0	5-46.8	9-65	1-1	31	4	1	3	0	4/4	0/0	1/2	31:32	
12	11/23	at IND	24	12	9	3	9/17	389	72	5.4	175	35	5.0	214	5-39	253	32	21	0	3-48.7	6-54	6-3	23	2	1	1	0	2/2	0/0	3/3	34:05	
13	11/30	vs. NYG	22	8	14	0	7/15	329	73	4.5	116	35	3.3	213	4-34	247	34	24	0	5-51.8	6-40	3-3	24	3	2	1	0	3/3	0/0	1/2	34:39	
14	12/7	vs. HOU	19	9	7	3	3/14	304	63	4.8	173	42	4.1	131	2-4	135	19	13	0	5-47.6	7-64	1-0	27	3	3	0	0	3/3	0/0	2/2	32:29	
15	12/14	at BAL	17	3	11	3	4/12	314	56	5.6	93	26	3.6	221	0-0	221	30	20	0	4-50.8	9-70	1-1	20	2	0	1	1	2-2	0/0	2/4	28:18	
16	12/18	vs. TEN	19	6	13	0	7/15	357	67	5.3	95	28	3.4	262	4-25	287	35	24	0	5-40.6	7-47	0-0	13	1	0	1	0	1/1	0/0	2/2	34:52	
17	12/28	at HOU	24	9	13	2	10/18	358	77	4.6	123	39	3.2	235	3-15	250	35	25	1	6-46.3	6-55	1-1	23	3	1	2	0	3/3	0/0	0/0	39:48	
TOTALS:			330	107	200	23	101/236	5,932	1,085	5.5	2,033	499	4.1	3,899	45/275	4,174	541	355	6	75-47.5	115/886	22-14	412	45	15	24	6	2	45/45	0/0	31/33	32:49

JACKSONVILLE JAGUARS 2013 OFFENSE GAME-BY-GAME

Wk.	Date	Opp	FIRST DOWNS			TOT. OFFENSE			RUSHING			PASSING			PUNTS			FUM.			T.O.P.												
			Tot	Run	Pass	Pen	Down	Yards	Plays	Avg.	Yards	Att.	Avg.	Sacks	Gross	Att./	Cmp./	Int.	Avg.	Yards		Pen.	Lost	Pts.	TD	Rn	Ps	Rt	Sfty	PAT	2PT	FGs	
1	9/8	vs. KC	[L]	12	3	9	0	5-19	178	70	2.5	3.1	107	6-50	157	41	19	2	11-50.5	5-30	0-0	0	0	0	0	0	0	0	0	0	0/0	0/0	28:38
2	9/15	at OAK	[L]	15	3	12	0	7-17	248	62	4	1.8	214	5-27	241	38	25	0	8-43.6	10-70	1-0	9	1	0	1	0	0	0	0	0/0	0/1	1/1	28:12
3	9/22	at SEA	[L]	17	6	10	1	4-14	265	66	4	2.1	214	3-21	235	38	18	2	7-42.7	4-45	2-1	17	2	2	0	0	0	2	2/2	0/0	1/1	27:25	
4	9/29	vs. IND	[L]	14	0	10	4	2-11	205	54	3.8	2.2	165	4-14	179	32	17	3	6-48.3	9-65	0-0	3	0	0	0	0	0	0	0/0	0/0	1/1	23:22	
5	10/6	at STL	[L]	16	5	11	0	3-12	363	59	6.2	3.8	267	2-3	270	32	16	2	5-48.2	4-45	3-1	20	2	0	2	0	0	2	2/2	0/0	2/2	24:41	
6	10/13	at DEN	[L]	20	4	15	1	5-14	362	71	5.1	2.6	291	2-12	303	42	27	2	3-45.0	7-62	2-0	19	2	1	0	1	0	1/1	0/1	2/2	31:15		
7	10/20	vs. SD	[L]	18	5	12	1	3-11	353	59	6	4.6	275	6-43	318	36	23	1	3-50.0	6-45	0-0	6	0	0	0	0	0	0/0	0/0	2/2	22:30		
8	10/27	vs. SF	[L]	20	8	10	2	4-14	318	70	4.5	3.6	228	0-0	228	45	29	0	4-44.5	6-76	1-1	10	1	0	1	0	0	1/1	0/0	1/1	31:31		
10	11/10	at TEN	[W]	13	4	8	1	3-12	214	56	3.8	1.8	160	3-20	180	23	14	2	7-43.4	4-19	3-0	29	3	2	0	1	1	3/3	0/0	2/2	29:24		
11	11/17	vs. ARI	[L]	14	3	9	2	2-14	274	60	4.6	2.0	242	2-13	255	42	27	2	8-47.8	6-40	0-0	14	2	1	1	0	0	2/2	0/0	0/1	24:07		
12	11/24	at HOU	[W]	16	4	11	1	7-17	333	65	5.1	4.2	215	4-24	239	33	23	0	6-43.2	7-63	1-0	13	1	1	0	0	0	1/1	0/0	2/3	33:41		
13	12/1	at CLE	[W]	22	7	13	2	7-16	314	72	4.4	3.9	202	2-1	203	41	23	1	7-43.7	5-35	1-0	32	3	0	3	0	1	3/3	0/0	3/3	30:36		
14	12/5	vs. HOU	[W]	18	4	7	7	4-14	281	57	4.9	5.3	132	1-6	138	28	13	0	8-42.6	8-57	0-0	27	3	0	3	0	0	3/3	0/0	2/2	24:38		
15	12/15	vs. BUF	[L]	22	9	11	2	8-15	354	72	4.9	5.1	195	5-42	237	36	21	2	3-45.3	6-80	3-2	20	2	0	2	0	0	2/2	0/0	2/2	27:25		
16	12/22	vs. TEN	[L]	15	4	11	0	3-11	289	57	5.1	3.0	226	2-11	237	34	24	1	4-45.5	4-15	0-0	16	2	0	2	0	0	1/2	0/0	1/1	24:21		
17	12/29	at IND	[L]	19	2	17	0	3-14	350	70	5.0	2.6	308	3-23	331	51	30	1	5-46.0	5-50	1-1	10	1	0	1	0	0	1/1	0/0	1/1	26:20		
TOTALS:			4-12	271	71	176	24	70-225	4,701	1,020	4.6	3.3	3,441	50-310	3,751	592	349	21	95-45.7	96-797	18-6	247	25	7	16	2	3	22/23	0/2	23/25	27:22		

JACKSONVILLE JAGUARS 2013 DEFENSE GAME-BY-GAME

Wk.	Date	Opp	FIRST DOWNS			TOT. OFFENSE			RUSHING			PASSING			PUNTS			FUM.			T.O.P.										
			Tot	Run	Pass	Pen	Down	Yards	Plays	Avg.	Yards	Att.	Avg.	Sacks	Gross	Att./	Cmp./	Int.	Avg.	Yards		Pen.	Lost	Pts.	TD	Rn	Ps	Rt	Sfty	PAT	2PT
1	9/8	vs. KC	[L]	17	7	10	0	5-15	292	62	4.6	4.3	171	1-2	173	34	21	0	10-36.3	3-20	1-0	28	4	1	2	1	0	4/4	0/0	0/0	31:30
2	9/15	at OAK	[L]	16	7	6	3	4-14	340	61	5.6	6.6	114	3-12	126	24	15	0	4-48.0	5-30	3-1	19	1	1	0	0	0	1/1	0/0	4/5	31:48
3	9/22	at SEA	[L]	28	10	16	2	4-10	479	67	7.1	4.3	323	2-8	331	29	21	1	4-35.0	4-24	1-1	45	6	1	5	0	0	6/6	0/0	1/1	32:35
4	9/29	vs. IND	[L]	26	8	16	2	6-13	437	70	6.2	5.3	280	2-14	294	38	23	1	3-46.0	7-58	1-0	37	4	1	2	1	0	4/4	0/0	3/3	36:38
5	10/6	at STL	[L]	22	7	12	3	8-19	351	72	4.9	4	208	2-14	222	34	19	0	7-40.9	6-53	1-0	34	4	0	3	1	0	4/4	0/0	2/2	35:19
6	10/13	at DEN	[L]	26	8	14	4	7-13	407	71	5.7	3.9	295	0-0	295	42	28	1	3-43.0	4-31	3-2	35	5	3	2	0	0	5/5	0/0	0/0	28:45
7	10/20	vs. SD	[L]	27	10	14	3	7-12	434	67	6.5	4	276	1-9	285	26	22	0	3-44.7	8-61	0-0	24	3	2	1	0	0	3/3	0/0	1/1	37:30
8	10/27	vs. SF	[L]	25	14	9	2	6-9	398	55	7.2	5.8	177	0-0	177	17	11	0	1-61.0	4-35	3-1	42	6	4	1	1	0	6/6	0/0	0/0	28:29
10	11/10	at TEN	[W]	19	4	13	2	10-18	362	70	5.2	3.1	279	1-9	288	42	26	1	5-43.8	6-45	5-3	27	3	1	2	0	0	3/3	0/0	2/2	30:36
11	11/17	vs. ARI	[L]	19	3	16	0	5-16	416	69	6.0	0.6	402	3-17	419	42	30	0	8-44.8	5-42	1-0	27	3	1	2	0	0	3/3	0/0	2/2	35:53
12	11/24	at HOU	[W]	11	5	5	1	4-15	218	57	3.8	3.7	141	2-28	169	34	18	1	7-44.9	2-22	0-0	6	0	0	0	0	0	0/0	0/0	2/2	26:19
13	12/1	at CLE	[W]	24	9	13	2	6-13	439	73	6.0	3.2	342	3-28	370	40	24	2	4-39.5	9-50	3-1	28	4	1	3	0	0	4/4	0/0	0/1	29:24
14	12/5	vs. HOU	[W]	23	3	19	1	8-17	406	80	5.1	4.4	323	3-34	357	58	33	2	5-43.8	14-177	1-0	20	2	0	2	0	0	2/2	0/0	2/2	35:22
15	12/15	vs. BUF	[L]	25	12	10	3	5-13	366	72	5.1	4.5	168	4-25	193	24	17	1	4-45.0	7-67	2-1	27	3	1	2	0	0	3/3	0/0	2/3	32:35
16	12/22	vs. TEN	[L]	22	10	10	2	3-13	346	73	4.7	4.1	164	3-17	181	26	17	1	3-46.7	1-4	0-0	20	2	1	1	0	0	2/2	0/0	2/2	35:39
17	12/29	at IND	[L]	23	4	17	2	8-16	379	70	5.4	2.9	299	1-8	307	41	29	0	5-47.4	2-10	2-0	30	3	2	1	0	0	3/3	0/0	3/3	33:40
TOTALS:			4-12	353	121	200	32	96-226	6,070	1,089	5.6	4.2	3,962	31-225	4,187	551	354	11	76-43.0	87-729	27-10	449	53	20	29	4	0	53/53	0/0	26/29	32:38

JACKSONVILLE JAGUARS 2012 OFFENSE GAME-BY-GAME

Wk.	Date	Opp	FIRST DOWNS			TOT. OFFENSE			RUSHING			PASSING			PUNTS			PEN.			FUM.			Tot.									
			Tot	Run	Pass	Pen	3 RD	Yards	Plays	Avg.	Yards	Att.	Avg.	Net	Sacks	Gross	Att./	Cmp./	Int.	Avg.	Yards	TD	Rn		Ps	Rt	Sfty	PAT	2PT	FGs	T.O.P.		
1	9/9	at MIN	[L]	22	7	12	3	9/18	355	75	4.7	34	3.3	242	2-18	260	39/	23/	0	4-53.5	4-25	3-1	23	2	0	2	0	0	0/1	1/1	3/3	37:49	
2	9/16	vs. HOU	[L]	9	3	4	2	0/9	117	38	3.1	65	4.6	52	3-24	76	21/	9/	0	9-51.3	8-71	1-1	7	1	0	1	0	0	1/1	-	0/0	16:43	
3	9/23	at IND	[W]	15	10	3	2	4/13	333	54	6.2	185	5.8	148	1-7	155	21/	10/	0	6-53.5	6-67	2-0	22	2	1	1	0	0	1/1	0/1	3/3	27:36	
4	9/30	vs. CIN	[L]	17	5	11	1	2/11	212	58	3.7	69	3.8	143	6-43	186	34/	23/	1	6-49.2	3-37	1-1	10	1	0	1	0	0	1/1	-	1/1	28:41	
5	10/7	vs. CHI	[L]	10	3	5	2	5/13	189	53	3.6	60	3.5	129	3-13	142	33/	17/	2	6-48.5	6-49	1-1	3	0	0	0	0	0/0	-	1/1	24:00		
7	10/21	at OAK	[L]	10	3	6	1	1/15	209	61	3.4	54	2.1	155	3-26	181	32/	17/	0	9-42.1	6-92	1-1	23	2	1	1	0	0	2/2	-	3/3	30:05	
8	10/28	at GB	[L]	18	1	14	3	5/16	341	71	4.8	62	3.1	279	2-24	303	49/	27/	0	6-33.8	7-77	3-1	15	1	0	1	0	0/0	0/1	3/3	30:48		
9	11/4	vs. DET	[L]	19	6	11	2	6/11	279	59	4.7	64	3.2	215	1-5	220	38/	27/	2	4-50.5	3-40	0-0	14	2	0	2	0	0/0	1/2	0/0	24:30		
10	11/8	vs. IND	[L]	20	2	14	4	1/10	337	63	5.3	37	3.1	300	4-30	330	47/	28/	2	5-47.2	10-115	1-1	10	1	0	1	0	0	1/1	-	1/2	24:14	
11	11/18	at HOU	[L]	17	4	12	1	4/14	458	66	6.9	86	2.9	372	2-6	378	35/	18/	0	5-48.4	6-54	1-1	37	4	0	4	0	0	4/4	-	3/3	31:19	
12	11/25	vs. TEN	[W]	19	8	9	2	7/14	321	60	5.4	100	3.7	221	7-40	261	26/	17/	1	5-47.0	5-30	0-0	24	3	1	2	0	0	3/3	-	1/1	29:23	
13	12/2	at BUF	[L]	21	4	10	7	1/10	236	63	3.7	50	2.8	186	3-6	202	42/	19/	1	5-41.6	8-74	3-1	18	2	1	1	0	0	1/1	1/1	1/1	24:51	
14	12/9	vs. NYJ	[L]	16	5	10	1	2/16	291	70	4.2	123	5.1	168	3-17	185	43/	21/	2	8-45.4	7-54	0-0	10	1	1	0	0	0	1/1	-	1/2	29:29	
15	12/16	at MIA	[L]	13	3	9	1	6/15	299	57	5.2	86	4.1	213	2-8	221	34/	18/	0	5-47.4	10-88	2-0	3	0	0	0	0	0/0	-	1/1	24:22		
16	12/23	vs. NE	[L]	22	7	13	2	4/15	436	75	5.8	93	4.0	343	1-5	348	51/	29/	3	4-56.3	5-47	0-0	16	1	0	1	0	0	1/1	-	3/4	32:35	
17	12/30	at TEN	[L]	21	5	14	2	7/16	375	71	5.3	122	2.3	253	7-45	298	41/	25/	3	5-46.4	7-35	1-0	20	3	0	2	1	0	2/2	0/1	0/0	32:21	
TOTALS			2-14	269	76	157	36	64/216	4,788	994	4.8	1,369	358	3.8	3,419	50-327	3,746	586/	328/	17	92-47.3	101-955	20-9	255	26	5	20	1	0	18/19	3/7	25/28	27:29

JACKSONVILLE JAGUARS 2012 DEFENSE GAME-BY-GAME

Wk.	Date	Opp	FIRST DOWNS			TOT. OFFENSE			RUSHING			PASSING			PUNTS			PEN.			FUM.			Tot.									
			Tot	Run	Pass	Pen	3 RD	Yards	Plays	Avg.	Yards	Att.	Avg.	Net	Sacks	Gross	Att./	Cmp./	Int.	Avg.	Yards	TD	Rn		Ps	Rt	Sfty	PAT	2PT	FGs	T.O.P.		
1	9/9	at MIN	[L]	20	6	14	0	2/10	389	58	6.7	123	2.9	266	2-4	270	27/	20/	0	5-48.5	5-47	1-1	26	2	2	0	0	0	2/2	-	4/4	27:45	
2	9/16	vs. HOU	[L]	28	16	11	1	8/17	411	83	5.0	216	4.8	195	0-0	195	35/	26/	0	6-49.8	10-64	1-0	27	3	3	0	0	0	3/3	-	2/2	43:17	
3	9/23	at IND	[W]	23	6	15	2	10/19	437	75	5.8	124	2.9	313	0-0	313	46/	22/	1	6-46.7	11-106	0-0	17	2	0	2	0	0	2/2	-	1/2	32:24	
4	9/30	vs. CIN	[L]	20	6	12	2	2/11	382	65	5.9	138	3.4	244	0-0	244	31/	20/	1	3-47.7	6-50	2-1	27	3	1	2	0	0	3/3	-	2/2	31:19	
5	10/7	vs. CHI	[L]	26	9	16	1	10/17	501	73	6.9	214	3.3	287	1-5	292	39/	23/	1	3-40.7	12-80	0-0	41	5	1	2	2	0	5/5	-	2/2	36:00	
7	10/21	at OAK	[L]	20	8	9	3	6/17	351	74	4.7	69	2.7	282	2-16	298	46/	26/	1	6-44.0	9-58	4-2	26	2	1	1	0	0	2/2	-	4/5	32:01	
8	10/28	at GB	[L]	20	5	9	6	5/13	238	64	3.7	66	2.5	172	2-14	186	36/	22/	0	5-45.0	5-33	1-1	24	3	0	2	1	0	3/3	-	1/2	29:12	
9	11/4	vs. DET	[L]	26	8	16	2	8/12	434	68	6.4	149	3.4	285	1-0	285	33/	22/	0	2-49.5	5-42	0-0	31	4	4	0	0	0	4/4	-	1/2	35:30	
10	11/8	vs. IND	[L]	24	11	10	3	3/11	359	65	5.5	138	3.7	221	2-6	227	26/	18/	1	3-45.0	6-40	1-1	27	3	2	0	1	0	3/3	-	2/2	35:46	
11	11/18	at HOU	[L]	39	10	26	3	4/11	653	92	7.1	149	3.5	504	2-23	527	55/	43/	2	3-37.0	2-20	2-1	43	5	0	5	0	0	4/4	-	3/5	41:40	
12	11/25	vs. TEN	[W]	20	3	15	2	6/15	360	70	5.1	110	2.9	250	1-11	261	40/	23/	2	4-50.3	6-42	1-0	19	1	0	1	0	0	1/1	-	4/5	30:37	
13	12/2	at BUF	[L]	20	14	5	1	5/12	344	63	5.5	232	4.6	112	0-0	112	17/	9/	1	4-44.5	9-100	1-1	34	4	2	2	0	0	4/4	-	2/2	35:09	
14	12/9	vs. NYJ	[L]	17	11	4	2	4/13	270	62	4.4	166	4.2	104	1-7	111	19/	12/	0	7-46.6	1-15	2-2	17	2	2	0	0	0	2/2	-	1/1	30:31	
15	12/16	at MIA	[L]	26	8	13	5	6/11	389	66	5.9	180	3.6	209	1-11	220	29/	22/	0	1-63.0	5-41	1-1	24	2	0	2	0	0	1/1	1/1	3/3	35:38	
16	12/23	vs. NE	[L]	23	6	15	2	4/12	349	71	4.9	103	2.7	246	3-21	267	41/	24/	2	5-47.8	4-39	0-0	23	2	0	2	0	0	2/2	-	3/3	27:25	
17	12/30	at TEN	[L]	12	6	4	2	6/14	221	51	4.3	79	3.4	142	2-10	152	15/	9/	0	5-40.8	5-43	0-0	38	5	1	0	4	0	5/5	-	1/1	27:39	
TOTALS			2-14	364	133	194	37	89/215	6,088	1,100	5.5	2,256	545	4.1	3,832	20-128	3,960	535/	341/	12	68-46.0	101-820	17-11	444	48	19	21	8	0	46/46	1/1	36/43	32:31

JACKSONVILLE JAGUARS 2011 OFFENSE GAME-BY-GAME

Wk.	Date	Opp	FIRST DOWNS			3 RD			TOT. OFFENSE			RUSHING			PASSING			PUNTS			PEN.			FUM.			Tot. Tot.						
			Tot	Run	Pass	Pen	Down	Yards	Plays	Avg.	Yards	Att.	Avg.	Net	Sacks	Gross	Att./	Cmp./	Int.	Avg.	Yards	Yards	Lost	Pts.	TD	Rn	Ps	Rt	Sfty	PAT	2PT	FGs	T.O.P.
1	9/11	vs. TEN	[W]	20	10	9	1	9/18	323	73	4.4	163	47	3.5	160	2-15	175	24/	17/	0	5-43.6	5-39	2-1	16	1	1	0	0	0	1/1	-	3/3	39:38
2	9/18	at NYJ	[L]	11	5	6	0	3/12	203	54	3.8	112	27	4.1	91	2-20	111	25/	11/	4	5-40.6	4-50	0-0	3	0	0	0	0	0/0	-	1/1	26:37	
3	9/25	at CAR	[L]	13	7	4	2	3/14	257	57	4.5	128	34	3.8	129	2-10	139	21/	12/	1	6-39	8-60	5-0	10	1	0	1	0	1/1	-	1/1	30:26	
4	10/2	vs. NO	[L]	15	4	7	4	4/15	274	62	4.4	104	17	6.1	170	3-26	196	42/	16/	1	4-38.3	2-15	1-0	10	1	0	1	0	1/1	-	1/1	22:55	
5	10/9	vs. CIN	[L]	12	5	7	0	6/16	296	58	5.1	96	27	3.6	200	3-21	221	28/	15/	0	7-37.7	2-15	4-2	20	2	1	1	0	2/2	-	2/2	27:27	
6	10/16	at PITT	[L]	16	6	7	3	4/15	209	61	3.4	133	30	4.4	76	5-33	109	26/	12/	0	7-42.3	4-22	0-0	13	1	0	1	0	1/1	-	2/2	28:47	
7	10/24	vs. BAL	[W]	13	6	5	2	2/16	205	66	3.1	132	42	3.1	73	4-20	93	20/	9/	0	7-40.9	6-90	4-1	12	0	0	0	0	0/0	-	4/4	36:15	
8	10/30	at HOU	[L]	13	5	8	0	5/14	174	58	3.0	84	25	3.4	90	1-7	97	32/	10/	2	8-46.8	5-39	1-0	14	2	1	1	0	2/2	-	0/0	24:41	
10	11/13	at IND	[W]	18	9	8	1	6/15	251	64	3.9	141	41	3.4	110	2-8	118	21/	14/	1	6-38.7	5-55	0-0	17	2	1	1	0	2/2	-	1/2	35:21	
11	11/20	at CLE	[L]	23	10	9	4	7/15	303	71	4.3	108	29	3.7	195	1-15	210	41/	22/	0	5-40.6	9-81	1-0	10	1	1	0	0	1/1	-	1/1	30:53	
12	11/27	vs. HOU	[L]	14	4	7	3	5/19	255	71	3.6	105	24	4.4	150	7-48	198	40/	20/	1	9-42.2	4-30	1-0	13	1	0	0	1	1/1	-	2/3	31:39	
13	12/5	vs. SD	[L]	17	6	11	0	9/16	306	66	4.6	129	31	4.2	177	2-18	195	33/	19/	1	5-43.4	3-26	2-0	14	2	0	2	0	2/2	-	0/0	31:43	
14	12/11	vs. TB	[W]	21	7	10	4	5/15	325	67	4.9	116	33	3.5	209	1-8	217	33/	19/	2	7-41.4	8-80	2-0	41	6	2	2	2	5/5	0/1	0/0	32:49	
15	12/15	at ATL	[L]	12	4	8	0	3/10	207	46	4.5	116	19	6.1	91	5-50	141	22/	12/	1	7-43.4	5-40	3-3	14	2	0	1	1	2/2	-	0/0	21:29	
16	12/24	at TEN	[L]	18	6	12	0	5/18	300	71	4.2	113	28	4.0	187	1-11	198	42/	21/	1	9-45.1	6-28	0-0	17	2	2	0	0	2/2	-	1/1	29:01	
17	1/1	vs. IND	[W]	15	9	4	2	5/13	261	57	4.6	190	35	5.4	71	3-21	92	19/	11/	0	2-43.5	1-10	1-1	19	1	0	1	0	1/1	-	4/4	30:48	
Totals			5-11	251	103	122	26	81/241	4,149	1,002	4.1	1,970	489	4.0	2,179	44-331	2,510	469/	240/	15	99-41.9	77-680	27-8	243	25	9	12	4	0	24/24	0/1	23/25	30:02

JACKSONVILLE JAGUARS 2011 DEFENSE GAME-BY-GAME

Wk.	Date	Opp	FIRST DOWNS			3 RD			TOT. OFFENSE			RUSHING			PASSING			PUNTS			PEN.			FUM.			Tot. Tot.						
			Tot	Run	Pass	Pen	Down	Yards	Plays	Avg.	Yards	Att.	Avg.	Net	Sacks	Gross	Att./	Cmp./	Int.	Avg.	Yards	Yards	Lost	Pts.	TD	Rn	Ps	Rt	Sfty	PAT	2PT	FGs	T.O.P.
1	9/11	vs. TEN	[W]	13	1	11	1	4/11	292	49	6.0	43	13	3.3	249	2-14	263	34/	21/	1	7-41.6	7-60	1-0	14	2	0	2	0	2/2	-	0/1	20:22	
2	9/18	at NYJ	[L]	15	5	8	2	3/12	283	57	5.0	101	32	3.2	182	1-0	182	24/	17/	2	5-38.8	7-60	0-0	32	3	1	2	0	3/3	-	3/3	33:23	
3	9/25	at CAR	[L]	16	5	10	1	6/16	265	62	4.3	107	28	3.8	158	0-0	158	34/	18/	0	8-38.4	8-69	0-0	16	1	0	1	0	0/0	1/1	2/2	29:34	
4	10/2	vs. NO	[L]	30	9	20	1	7/14	503	81	6.2	177	34	5.2	326	3-25	351	44/	31/	2	1-58.0	6-50	0-0	23	2	1	1	0	2/2	-	3/5	37:05	
5	10/9	vs. CIN	[L]	13	2	11	0	8/19	239	66	3.6	77	31	2.5	162	2-17	179	33/	21/	1	7-47.7	4-33	1-0	30	4	1	2	1	3/4	-	1/1	32:33	
6	10/16	at PITT	[L]	15	6	8	1	7/15	370	58	6.4	185	32	5.8	185	3-15	200	23/	12/	0	6-42.7	8-65	1-0	17	2	1	1	0	2/2	-	1/2	31:13	
7	10/24	vs. BAL	[W]	11	1	8	2	2/12	146	53	2.8	34	12	2.8	112	3-25	137	38/	21/	1	9-52.2	10-85	2-1	7	1	0	1	0	1/1	-	0/1	23:45	
8	10/30	at HOU	[L]	20	6	14	0	10/17	358	71	5.0	156	39	4.0	202	2-23	225	30/	16/	0	6-45.3	7-60	2-2	24	3	2	1	0	3/3	-	1/2	35:19	
10	11/13	at IND	[W]	13	2	8	3	4/15	212	57	3.7	84	23	3.7	128	5-33	161	29/	20/	2	6-41.0	6-40	2-1	3	0	0	0	0	0/0	-	1/1	24:39	
11	11/20	at CLE	[L]	20	6	10	4	4/10	334	54	6.2	148	28	5.3	186	2-13	199	24/	17/	1	3-36.0	9-70	0-0	14	2	1	1	0	2/2	-	0/1	29:07	
12	11/27	vs. HOU	[L]	9	5	4	0	2/15	215	59	3.6	88	31	2.8	127	0-0	127	28/	18/	0	10-43.6	7-80	3-1	20	2	1	1	0	2/2	-	2/2	28:21	
13	12/5	vs. SD	[L]	19	7	12	0	4/10	433	54	8.0	139	26	5.3	294	0-0	294	28/	22/	0	4-44.8	6-55	0-0	38	5	2	3	0	5/5	-	1/1	28:17	
14	12/11	vs. TB	[W]	15	7	7	1	3/11	280	59	4.7	110	24	4.6	170	3-14	184	32/	17/	3	5-37.8	12-97	6-4	14	2	2	0	0	2/2	-	0/0	27:11	
15	12/15	at ATL	[L]	20	6	13	1	6/15	373	68	5.5	97	35	2.8	276	1-4	280	32/	24/	0	5-40.8	4-31	0-0	41	5	1	3	1	5/5	-	2/2	38:31	
16	12/24	at TEN	[L]	20	3	14	3	3/12	407	66	6.2	65	25	2.6	342	1-8	350	40/	24/	2	4-43.0	0-0	1-1	23	2	1	1	0	2/2	-	3/3	30:59	
17	1/1	vs. IND	[W]	19	2	17	0	6/14	298	65	4.6	56	22	2.5	242	3-22	264	40/	27/	2	3-45.3	4-40	2-1	13	1	0	1	0	1/1	-	2/2	29:12	
Totals			5-11	268	73	175	20	79/218	5,008	979	5.1	1,667	435	3.8	3,341	31-213	3,554	513/	326/	17	89-43.3	105-895	21-11	329	37	14	21	2	2	35/36	1/1	22/29	29:58

JACKSONVILLE JAGUARS 2010 OFFENSE GAME-BY-GAME

Wk.	Date	Opp	FIRST DOWNS			3 RD			TOT. OFFENSE			RUSHING			PASSING			PUNTS			PEN.			FUM.			Tot.						
			Tot	Run	Pass	Pen	Down	Yards	Plays	Avg.	Yards	Att.	Avg.	Net	Sacks	Gross	Att./	Cmp./	Int.	Avg.	Yards	Yards	Ps	Rt	Sfty	PAT	2PT	FGs	T.O.P.				
1	9/12	vs. DEN	[W]	18	9	6	3	3-10	299	56	5.3	134	34	3.9	165	1-5	170	21/	16/	0	4-41.3	5-47	0-0	24	3	0	3/3	-	1/1	29:30			
2	9/19	at SD	[L]	20	6	14	0	6-12	350	68	5.1	71	24	3.0	279	2-14	293	42/	26/	4	0-0.0	5-33	2-2	13	1	0	1/1	-	2/2	30:24			
3	9/26	vs. PHI	[L]	16	9	6	1	5-17	191	69	2.8	139	32	4.3	52	7-53	105	30/	13/	1	8-48.0	4-67	1-0	3	0	0	0/0	-	1/1	32:53			
4	10/3	vs. IND	[W]	20	10	9	1	9-13	337	57	5.9	174	35	5.0	163	0-0	163	22/	17/	0	4-42.5	7-45	0-0	31	4	2	2	0	4/4	29:46			
5	10/10	at BUF	[W]	21	10	11	0	4-11	381	62	6.1	216	40	5.4	165	2-13	178	20/	16/	1	0-0.0	5-38	3-2	36	3	0	3/3	-	5/5	34:21			
6	10/18	vs. TEN	[L]	17	7	8	2	3-13	249	63	4.0	76	25	3.0	173	2-16	189	36/	21/	3	3-37.3	7-55	1-1	3	0	0	0/0	-	1/1	27:15			
7	10/24	at KC	[L]	19	4	12	3	3-10	300	58	5.2	84	23	3.7	216	1-6	222	34/	18/	2	3-38.3	6-43	2-1	20	2	0	2/2	-	2/2	26:00			
8	10/31	at DAL	[W]	20	6	14	0	6-12	387	58	6.7	149	34	4.4	238	3-22	260	21/	17/	0	5-48.4	6-36	1-1	35	5	1	4	0	5/5	32:35			
10	11/14	vs. HOU	[W]	29	12	15	2	4-11	491	69	7.1	165	36	4.6	326	2-16	342	31/	24/	0	3-43.7	8-62	1-0	31	4	2	2	0	4/4	35:23			
11	11/21	vs. CLE	[W]	24	11	11	2	4-11	371	67	5.5	145	28	5.2	226	4-28	254	35/	20/	4	2-33.5	2-10	2-2	24	3	1	2	0	3/3	31:28			
12	11/28	at NYG	[L]	26	15	9	2	10-16	328	73	4.5	207	34	6.1	121	4-41	162	35/	20/	1	3-43.3	3-20	3-1	20	2	2	0	2/2	-	2/2	35:27		
13	12/5	at TEN	[W]	23	16	7	0	6-15	377	73	5.2	258	53	4.9	119	1-7	126	19/	14/	0	2-43.0	4-31	1-0	17	2	2	0	2/2	-	1/3	39:54		
14	12/12	vs. OAK	[W]	19	10	8	1	5-12	385	58	6.6	234	34	6.9	151	2-8	159	22/	11/	1	5-41.4	6-52	0-0	38	5	2	3	0	5/5	29:55			
15	12/19	at IND	[L]	20	4	14	2	5-13	356	61	5.8	67	22	3.0	289	1-5	294	38/	24/	1	4-48.0	6-55	3-1	24	3	0	2	1	3/3	30:22			
16	12/26	vs. WAS	[L]	15	4	11	0	7-17	336	65	5.2	78	23	3.4	258	4-41	299	38/	22/	2	7-45.4	7-66	2-0	17	2	1	1	0	2/2	-	1/2	32:54	
17	1/2	at HOU	[L]	23	15	6	2	1-10	322	62	5.2	198	35	5.7	124	2-16	140	25/	12/	1	4-44.3	2-15	1-1	17	2	1	1	0	2/2	-	1/2	30:48	
Totals			8-8	330	148	161	21	81-203	5,460	1,019	5.4	2,395	512	4.7	3,065	38-291	3,356	469/	291/	21	57-43.8	83-675	23-12	353	41	14	26	1	0	41/41	-	22/28	31:43

JACKSONVILLE JAGUARS 2010 DEFENSE GAME-BY-GAME

Wk.	Date	Opp	FIRST DOWNS			3 RD			TOT. OFFENSE			RUSHING			PASSING			PUNTS			PEN.			FUM.			Tot.						
			Tot	Run	Pass	Pen	Down	Yards	Plays	Avg.	Yards	Att.	Avg.	Net	Sacks	Gross	Att./	Cmp./	Int.	Avg.	Yards	Yards	Ps	Rt	Sfty	PAT	2PT	FGs	T.O.P.				
1	9/12	vs. DEN	[W]	21	6	14	1	3-10	363	61	6.0	89	25	3.6	274	3-21	295	33/	21/	1	4-43.0	7-70	1-1	17	2	1	1	0	2/2	-	1/1	30:30	
2	9/19	at SD	[L]	25	7	17	1	4-8	477	60	8.0	151	30	5.0	326	1-8	334	29/	22/	2	2-17.0	4-25	1-1	38	5	2	3	0	5/5	-	1/1	29:36	
3	9/26	vs. PHI	[L]	15	4	10	1	5-13	373	55	6.8	106	21	5.0	267	3-24	291	31/	17/	0	7-45.1	7-84	0-0	28	4	1	3	0	4/4	-	0/0	27:07	
4	10/3	vs. IND	[W]	28	5	23	0	7-10	406	66	6.2	58	19	3.1	348	1-4	352	46/	33/	1	2-55.0	3-35	2-1	28	4	2	2	0	4/4	-	0/0	30:14	
5	10/10	at BUF	[W]	17	5	10	2	3-11	306	54	5.7	110	21	5.2	196	3-24	220	30/	20/	0	4-48.5	5-35	2-0	26	3	0	3	0	2/2	0/1	2/2	25:39	
6	10/18	vs. TEN	[L]	20	8	10	2	8-14	324	60	5.4	153	39	3.9	171	0-0	171	21/	14/	0	2-49.0	8-57	1-0	30	3	1	2	0	3/3	-	3/3	32:45	
7	10/24	at KC	[L]	25	13	10	2	6-11	426	61	7.0	236	42	5.6	190	1-3	193	18/	13/	0	3-45.3	7-92	0-0	42	6	3	2	1	0	6/6	-	0/0	34:00
8	10/31	at DAL	[W]	25	5	16	4	6-13	415	73	5.7	50	22	2.3	365	2-14	379	49/	34/	4	3-44.7	3-20	1-0	17	2	1	1	0	2/2	-	1/1	27:25	
9	11/14	vs. HOU	[W]	20	6	13	1	4-10	395	53	7.5	81	21	3.9	314	0-0	314	32/	22/	0	4-37.5	8-49	2-1	24	3	1	2	0	3/3	-	1/1	24:37	
10	11/21	vs. CLE	[W]	15	4	10	1	7-16	283	60	4.7	88	26	3.4	195	6-46	241	28/	17/	1	5-44.0	5-45	1-0	20	2	0	1	1	2/2	-	2/4	28:32	
11	11/28	at NYG	[L]	17	6	11	0	3-10	361	50	7.2	135	26	5.2	226	0-0	226	24/	14/	0	3-49.7	4-25	0-0	24	2	0	2	0	2/2	1/1	3/3	24:33	
12	12/5	at TEN	[W]	11	3	18	1	2-11	220	47	4.7	57	14	4.1	163	1-6	169	32/	14/	2	2-36.0	4-30	0-0	6	0	0	0	0	0/0	-	2/2	20:06	
13	12/12	vs. OAK	[W]	21	3	16	2	6-13	476	61	7.8	153	25	6.1	323	3-21	344	33/	22/	1	5-42.0	4-25	1-1	31	4	2	2	0	4/4	-	1/1	30:05	
14	12/19	at IND	[L]	19	7	12	0	5-13	376	64	5.9	155	24	6.5	221	1-8	229	39/	29/	0	6-39.2	6-68	0-0	34	4	1	2	1	4/4	-	2/2	29:38	
15	12/26	vs. WAS	[L]	15	5	8	2	4-15	251	64	3.9	79	24	3.3	172	1-10	182	39/	19/	1	9-40.9	5-40	0-0	20	2	1	1	0	2/2	-	2/2	29:53	
16	1/2	at HOU	[L]	22	12	9	1	5-11	497	59	8.4	244	37	6.6	253	0-0	253	22/	18/	0	3-38.7	5-48	0-0	34	4	3	1	0	4/4	-	2/2	29:12	
Totals			8-8	316	98	197	21	78-189	5,949	948	6.3	1,945	416	4.7	4,004	26-189	4,193	506/	329/	13	64-42.4	85-748	12-5	419	50	19	28	3	0	48/48	1/2	23/25	28:17

JACKSONVILLE JAGUARS 2009 OFFENSE GAME-BY-GAME

Wk.	Date	Opp	FIRST DOWNS			3 RD	TOT. OFFENSE			RUSHING			PASSING			PUNTS			PEN.	Yards	FUM.			Tot.									
			Tot	Run	Pass		Pen	Down	Yards	Plays	Avg.	Yards	Att.	Avg.	Net	Sacks	Gross	Att./			Cmp./	Int.	Avg.		Lost	Pts.	TD	Rn	Ps	Rt	Sfty	PAT	2PT
1	9/13	at IND	[L]	12	7	4	1	6-15	228	55	4.1	114	26	4.4	114	1-8	122	28/	14/	0	5-37.8	3-24	0-0	12	1	1	0	0	0/0	0/1	2/3	26:04	
2	9/20	vs. ARI	[L]	18	4	13	1	6-16	367	67	5.5	92	20	4.6	275	4-7	282	43/	23/	1	4-45.3	8-50	4-2	17	2	0	2	0	2/2	-	1/2	28:39	
3	9/27	at HOU	[W]	24	11	10	3	5-11	399	62	6.4	185	32	5.8	214	0-0	214	30/	18/	0	3-35.3	5-40	1-1	31	4	4	0	0	4/4	-	1/1	30:52	
4	10/4	vs. TEN	[W]	27	10	15	2	6-13	442	69	6.4	137	30	4.6	305	2-18	323	37/	27/	0	3-37.0	4-30	1-1	37	4	1	3	0	4/4	-	3/4	34:07	
5	10/11	at SEA	[L]	10	2	8	0	2-13	199	52	3.8	38	15	2.5	161	5-29	190	32/	19/	0	8-46.4	9-73	2-2	0	0	0	0	0	0/0	-	0/0	25:16	
6	10/18	vs. STL	[W]	33	14	15	4	11-16	492	84	5.9	166	38	4.4	326	3-9	335	43/	30/	2	4-36.3	3-15	1-1	23	3	3	0	0	2/2	0/1	1/2	42:12	
8	11/1	at TEN	[L]	12	4	8	0	4-12	330	49	6.7	217	16	13.6	113	4-26	139	29/	14/	2	7-44.1	2-27	2-0	13	2	2	0	0	1/2	-	0/0	20:17	
9	11/8	vs. KC	[W]	21	11	10	0	9-16	426	69	6.2	173	41	4.2	253	1-11	264	27/	18/	0	4-44.3	5-31	1-1	24	3	2	1	0	3/3	-	1/2	36:13	
10	11/15	at NYJ	[W]	18	6	11	1	7-13	347	60	5.8	139	32	4.3	208	2-13	221	26/	16/	0	4-36.8	5-40	2-1	24	3	2	1	0	3/3	-	1/2	31:07	
11	11/22	vs. BUF	[W]	19	7	11	1	9-15	310	66	4.7	102	34	3.0	208	2-7	215	30/	21/	1	5-44.8	6-50	3-1	18	2	1	1	0	1/1	1/1	1/1	36:24	
12	11/29	at SF	[L]	18	4	14	0	3-12	357	61	5.9	96	19	5.1	261	6-46	307	36/	25/	0	4-43.3	6-60	2-2	3	0	0	0	0	0/0	-	1/3	29:16	
13	12/6	vs. HOU	[W]	19	7	11	1	8-16	323	68	4.8	107	36	3.0	216	4-22	238	28/	15/	0	3-49.3	4-45	2-1	23	2	0	2	0	1/2	-	3/3	30:07	
14	12/13	vs. MIA	[L]	10	5	3	2	3-14	217	54	4.0	95	25	3.8	122	3-17	139	26/	11/	0	7-43.1	2-10	1-0	10	1	1	0	0	1/1	-	1/1	24:54	
15	12/17	vs. IND	[L]	25	9	16	0	10-16	345	76	4.5	139	34	4.1	206	2-17	223	40/	23/	1	3-44.7	4-22	1-0	31	4	1	3	0	4/4	-	1/2	35:26	
16	12/27	at NE	[L]	16	7	9	0	4-11	275	52	5.3	98	25	3.9	177	2-8	185	25/	19/	2	4-38.8	1-5	1-0	7	1	1	0	0	1/1	-	0/0	27:35	
17	1/3	at CLE	[L]	18	6	12	0	9-17	328	66	5.0	131	24	5.5	197	3-5	202	39/	22/	1	4-36.3	3-20	2-0	17	2	0	2	0	2/2	-	1/2	27:02	
Totals			8-8	300	114	170	16	102-226	5,385	1,010	5.3	2,029	447	4.5	3,356	44-243	3,599	519/	315/	10	72-41.9	70-542	26-13	290	34	19	15	0	1	30/31	1/3	18/28	30:08

JACKSONVILLE JAGUARS 2009 DEFENSE GAME-BY-GAME

Wk.	Date	Opp	FIRST DOWNS			3 RD	TOT. OFFENSE			RUSHING			PASSING			PUNTS			PEN.	Yards	FUM.			Tot.									
			Tot	Run	Pass		Pen	Down	Yards	Plays	Avg.	Yards	Att.	Avg.	Net	Sacks	Gross	Att./			Cmp./	Int.	Avg.		Lost	Pts.	TD	Rn	Ps	Rt	Sfty	PAT	2PT
1	9/13	at IND	[L]	21	4	15	2	8-14	365	70	5.2	71	31	2.3	294	1-7	301	38/	28/	1	2-44.0	3-17	1-1	14	2	1	1	0	2/2	-	0/1	33:56	
2	9/20	vs. ARI	[L]	22	7	15	0	2-9	383	60	6.4	118	28	4.2	265	0-0	265	32/	27/	0	3-46.3	7-58	5-2	31	4	1	2	1	0	4/4	-	1/2	31:21
3	9/27	at HOU	[W]	23	5	17	1	4-10	397	59	6.7	111	22	5.0	286	2-14	300	35/	26/	1	4-42.8	5-60	1-1	24	3	0	3	0	3/3	-	1/1	29:08	
4	10/4	vs. TEN	[W]	19	5	13	1	8-16	379	67	5.7	95	19	5.0	284	0-0	284	48/	29/	2	5-42.2	6-68	1-1	17	2	1	1	0	0/0	1/2	1/1	25:53	
5	10/11	at SEA	[L]	24	8	13	3	6-14	379	71	5.3	143	40	3.6	236	1-5	241	30/	18/	0	3-44.3	1-10	2-0	41	5	0	4	1	0	5/5	-	2/2	34:44
6	10/18	vs. STL	[W]	13	1	11	1	4-12	262	53	4.9	55	18	3.1	207	1-6	213	34/	22/	1	6-41.2	6-52	0-0	20	2	0	1	1	0	2/2	-	2/2	24:48
8	11/1	at TEN	[L]	20	12	8	0	8-15	430	67	6.4	305	49	6.2	125	0-0	125	18/	15/	0	4-48.3	4-20	0-0	30	3	2	1	0	3/3	-	3/3	39:43	
9	11/8	vs. KC	[W]	14	3	10	1	4-13	301	56	5.4	60	14	4.3	241	3-21	262	39/	23/	0	7-46.6	1-10	1-0	21	2	0	2	0	1/1	1/1	2/3	23:47	
10	11/15	at NYJ	[W]	19	7	10	2	7-13	322	60	5.4	110	29	3.8	212	0-0	212	31/	16/	2	2-50.5	4-26	1-1	22	2	1	1	0	1/1	0/1	3/3	28:53	
11	11/22	vs. BUF	[W]	14	1	12	1	3-11	343	51	6.7	53	18	2.9	290	2-7	297	31/	18/	2	4-50.5	6-43	2-1	15	1	0	1	0	0/0	0/1	3/3	23:36	
12	11/29	at SF	[L]	15	5	9	1	8-16	284	61	4.7	52	20	2.6	232	0-0	232	41/	27/	0	5-50.2	1-5	0-0	20	2	0	2	0	2/2	-	2/2	30:44	
13	12/6	vs. HOU	[W]	19	7	10	2	5-15	305	61	5.0	72	22	3.3	233	2-7	240	37/	22/	3	5-45.0	6-37	1-0	18	2	1	1	0	1/1	0/1	1/1	29:53	
14	12/13	vs. MIA	[L]	22	8	14	0	8-15	354	71	5.0	146	40	3.7	208	2-12	220	29/	21/	1	5-43.8	4-27	5-2	14	2	2	0	0	2/2	-	0/1	35:06	
15	12/17	vs. IND	[L]	18	2	16	0	8-12	369	53	7.0	61	23	2.7	308	0-0	308	30/	23/	1	3-43.0	5-40	0-0	35	5	0	4	1	0	5/5	-	0/0	24:34
16	12/27	at NE	[L]	26	12	14	0	6-10	464	62	7.5	197	36	5.5	267	0-0	267	26/	23/	0	1-42.0	2-10	1-1	35	5	1	4	0	5/5	-	0/0	32:25	
17	1/3	at CLE	[L]	18	13	4	1	5-13	300	60	5.0	214	49	4.4	86	0-0	86	11/	7/	1	3-35.7	3-15	1-0	23	2	2	0	0	2/2	-	3/3	32:58	
Totals			8-8	307	100	191	16	94-209	5,637	982	5.7	1,863	458	4.1	3,774	14-79	3,853	510/	345/	15	62-44.9	64-498	22-10	380	44	12	28	4	1	38/38	2/6	24/28	29:52

JACKSONVILLE JAGUARS 2008 OFFENSE GAME-BY-GAME

Wk.	Date	Opp	FIRST DOWNS			TOT. OFFENSE			RUSHING			PASSING			PUNTS			FUM. Tot. Tot.															
			Tot	Run	Pass	Pen	3 RD	Yards	Plays	Avg.	Yards	Att.	Avg.	Sacks	Gross	Att./	Cmp./	Int.	Avg.	Yards	Pen.	Lost	Pts.	TD	Rn	Ps	Rt	Sfty	PAT	2PT	FGs	T.O.P.	
1	9/7	at TEN	[L]	13	1	11	1	5-14	189	59	3.2	33	17	1.9	156	7-59	215	35/	23/	2	6-37.0	6-50	1-1	10	1	0	1	0	0	1/1	-	1/2	31:20
2	9/14	vs. BUF	[L]	19	9	9	1	2-11	243	57	4.3	98	27	3.6	145	2-20	165	28/	17/	1	4-50.5	5-35	1-0	16	1	1	0	0	0	1/1	-	3/3	28:46
3	9/21	at IND	[W]	25	13	11	1	8-14	403	70	5.8	236	48	4.9	167	0-0	167	22/	16/	1	1-60.0	5-44	0-0	23	2	1	0	1	0	2/2	-	3/3	41:35
4	9/28	vs. HOU	[W]	21	7	14	0	6-12	375	58	6.5	139	25	5.6	236	1-0	236	32/	23/	0	2-46.5	2-27	0-0	30	3	2	1	0	0	3/3	-	3/3	31:15
5	10/5	vs. PIT	[L]	14	2	9	3	3-13	213	54	3.9	38	19	2.0	175	3-25	200	32/	18/	0	5-46.6	8-89	1-0	21	3	1	1	1	0	3/3	-	0/0	26:37
6	10/12	at DEN	[W]	26	9	15	2	5-12	416	70	5.9	155	34	4.6	261	2-15	276	34/	25/	0	4-40.0	6-45	3-2	24	3	2	1	0	0	3/3	-	1/1	33:35
8	10/26	vs. CLE	[L]	23	6	16	1	11-20	380	74	5.1	113	29	3.9	267	3-16	283	42/	25/	0	3-46.7	6-40	1-1	17	2	0	2	0	0	2/2	-	1/2	35:05
9	11/2	at CIN	[L]	18	6	12	0	5-13	282	62	4.5	68	21	3.2	214	3-15	229	38/	23/	1	6-45.0	12-86	1-0	19	2	1	0	1	0	1/1	0/1	2/2	29:41
10	11/9	at DET	[W]	24	11	12	1	5-10	384	61	6.3	157	33	4.8	227	1-11	238	25/	18/	0	2-38.5	5-33	0-0	38	5	3	2	0	0	5/5	-	1/1	30:59
11	11/16	vs. TEN	[L]	17	6	7	4	3-15	257	66	3.9	140	32	4.4	117	4-18	135	30/	13/	1	10-40.9	9-61	1-0	14	2	2	0	0	0	2/2	-	0/0	32:27
12	11/23	vs. MIN	[L]	17	2	13	2	6-14	321	63	5.1	35	14	2.5	286	4-31	317	45/	27/	2	3-41.0	8-81	5-3	12	1	0	1	0	1	1/1	-	1/3	29:31
13	12/1	at HOU	[L]	21	6	15	0	4-11	388	64	6.1	126	26	4.8	262	3-25	287	35/	25/	1	3-40.3	8-60	2-2	17	2	1	1	0	0	2/2	-	1/2	33:03
14	12/7	at CHI	[L]	14	6	8	0	5-17	278	69	4.0	119	28	4.3	159	3-19	178	38/	19/	1	7-40.1	4-21	2-0	10	1	0	1	0	0	1/1	-	1/1	32:03
15	12/14	vs. GB	[W]	18	8	8	2	6-12	323	54	6.0	94	19	4.9	229	2-9	238	33/	21/	0	4-49.5	6-58	1-0	20	3	1	2	0	0	2/2	0/1	0/1	27:57
16	12/18	vs. IND	[L]	28	9	17	2	7-13	409	71	5.8	105	27	3.9	304	3-25	329	41/	28/	1	3-43.0	7-60	1-0	24	3	2	1	0	0	3/3	-	1/1	31:53
17	12/28	at BAL	[L]	14	6	6	2	6-12	245	53	4.6	118	27	4.4	127	1-0	127	25/	14/	2	4-46.5	7-28	3-2	7	1	0	1	0	0	1/1	-	0/0	27:58
Totals			5-11	312	107	183	22	87-213	5,106	1,005	5.1	1,774	426	4.2	3,332	42-288	3,620	537/	335/	13	67-43.3	104-813	23-11	302	35	17	15	3	1	33/33	0/2	19/25	31:22

JACKSONVILLE JAGUARS 2008 DEFENSE GAME-BY-GAME

Wk.	Date	Opp	FIRST DOWNS			TOT. OFFENSE			RUSHING			PASSING			PUNTS			FUM. Tot. Tot.															
			Tot	Run	Pass	Pen	3 RD	Yards	Plays	Avg.	Yards	Att.	Avg.	Sacks	Gross	Att./	Cmp./	Int.	Avg.	Yards	Pen.	Lost	Pts.	TD	Rn	Ps	Rt	Sfty	PAT	2PT	FGs	T.O.P.	
1	9/7	at TEN	[L]	14	7	6	1	3-13	309	57	5.4	137	32	4.3	172	1-3	175	24/	14/	2	7-42.9	5-36	1-0	17	2	1	1	0	0	2/2	-	1/1	28:40
2	9/14	vs. BUF	[L]	18	6	11	1	6-11	285	54	5.3	75	26	2.9	210	3-29	239	25/	20/	0	3-47.7	4-40	1-1	20	2	1	1	0	0	2/2	-	2/2	31:14
3	9/21	at IND	[W]	19	9	7	3	5-9	325	49	6.6	114	19	6.0	211	1-5	216	29/	15/	2	3-45.0	6-37	0-0	21	3	2	1	0	0	3/3	-	0/0	18:25
4	9/28	vs. HOU	[W]	23	4	18	1	9-13	386	63	6.1	79	23	3.4	307	0-0	307	40/	29/	0	2-43.5	2-15	2-0	27	3	0	3	0	0	3/3	-	2/2	32:20
5	10/5	vs. PIT	[L]	28	6	18	4	7-15	415	70	5.9	129	26	5.0	286	3-23	309	41/	26/	1	4-49.8	10-129	0-0	26	3	0	3	0	0	2/2	0/1	2/2	33:23
6	10/12	at DEN	[W]	19	7	10	2	6-13	323	60	5.4	131	23	5.7	192	0-0	192	37/	21/	1	4-48.0	4-52	2-2	17	2	0	2	0	0	2/2	-	1/1	26:25
8	10/26	vs. CLE	[L]	15	6	9	0	3-12	327	52	6.3	91	24	3.8	236	1-10	246	27/	14/	0	5-41.4	1-15	1-0	23	2	1	1	0	0	2/2	-	3/3	24:55
9	11/2	at CIN	[L]	20	9	8	3	6-13	312	62	5.0	159	29	5.5	153	2-9	162	31/	21/	1	7-35.4	5-39	1-1	21	3	1	2	0	0	3/3	-	0/0	30:19
10	11/9	at DET	[W]	13	5	7	1	4-13	256	52	4.9	103	27	3.8	153	7-45	198	18/	11/	1	4-45.3	6-46	1-0	14	2	1	1	0	0	2/2	-	0/1	29:01
11	11/16	vs. TEN	[L]	13	4	8	1	1-12	344	57	6.0	114	33	3.5	230	1-0	230	23/	13/	1	8-43.0	10-63	0-0	24	3	0	3	0	0	3/3	-	1/1	27:33
12	11/23	vs. MIN	[L]	15	9	5	1	4-13	226	57	4.0	122	34	3.6	104	3-16	120	20/	12/	1	3-46.3	5-49	0-0	30	3	2	0	1	0	3/3	-	3/3	30:29
13	12/1	at HOU	[L]	18	8	8	2	1-8	326	51	6.4	126	26	4.8	200	0-0	200	25/	14/	1	3-36.0	5-30	1-0	30	3	2	1	0	0	3/3	-	3/3	26:57
14	12/7	at CHI	[L]	16	5	10	1	5-15	296	61	4.9	86	26	3.3	210	1-9	219	34/	20/	1	6-44.5	1-5	3-0	23	2	0	2	0	0	2/2	-	3/3	27:57
15	12/14	vs. GB	[W]	18	4	13	1	10-16	338	63	5.4	84	28	3.0	254	3-24	278	32/	20/	1	2-43.5	3-30	1-0	16	1	0	1	0	0	1/1	-	3/3	32:03
16	12/18	vs. IND	[L]	20	1	17	2	6-10	396	52	7.6	32	18	1.8	364	0-0	364	34/	29/	0	2-41.0	6-50	0-0	31	4	0	3	1	0	4/4	-	1/2	28:07
17	12/28	at BAL	[L]	20	8	11	1	5-14	431	62	7.0	127	34	3.7	304	3-18	322	25/	18/	0	4-38.3	7-55	1-0	27	3	3	0	0	0	3/3	-	2/3	32:02
Totals			5-11	289	98	166	25	82-200	5,295	922	5.7	1,709	428	4.0	3,586	29-191	3,777	465/	297/	13	67-43.0	80-691	15-4	367	41	14	25	2	0	40/40	0/1	27/30	28:38

JACKSONVILLE JAGUARS 2007 OFFENSE GAME-BY-GAME

Wk.	Date	Opp	FIRST DOWNS			3 RD			TOT. OFFENSE			RUSHING			PASSING			PUNTS			FUM.			T.O.P.										
			Tot	Run	Pass	Pen	DOWN	Yards	Plays	Avg.	Yards	Att.	Avg.	Net	Sacks	Gross	Att./	Cmp./	Int.	Avg.	Yards	Pen.	Lost		Pts.	TD	Rn	Ps	Rt	Sfty	PAT	2PT	FGs	
1	9/9	vs. TEN	[L]	13	5	6	2	5-12	272	50	5.4	75	17	4.4	197	3-7	204	30/	17/	0	5-42.2	4-45	1-1	10	1	0	1	0	0	1/1	-	1/1	23:05	
2	9/16	vs. ATL	[W]	17	5	12	0	5-14	364	63	5.8	113	34	3.3	251	4-21	272	25/	17/	0	4-33.5	11-91	1-0	13	1	0	1	0	0	1/1	-	2/2	34:15	
3	9/23	at DEN	[W]	21	11	9	1	8-16	326	70	4.7	186	47	4.0	140	3-14	154	20/	14/	0	2-40.0	3-14	2-2	23	2	1	1	0	0	2/2	-	3/3	38:42	
5	10/7	at KC	[W]	20	7	12	1	8-15	357	66	5.4	156	35	4.5	201	4-17	218	27/	20/	0	4-45.0	5-30	0-0	17	2	1	1	0	0	2/2	-	1/2	36:43	
6	10/14	vs. HOU	[W]	25	9	13	3	5-10	457	61	7.5	244	26	9.4	213	1-8	221	34/	22/	0	0-0.0	3-28	3-3	37	5	2	2	1	0	4/5	-	1/2	29:20	
7	10/22	vs. IND	[L]	18	9	8	1	5-13	226	66	3.4	117	27	4.3	109	3-19	128	36/	17/	2	1-47.0	2-20	2-1	7	1	1	0	0	0	1/1	-	0/0	25:53	
8	10/28	at TB	[W]	12	6	6	0	4-16	219	62	3.5	133	44	3.0	86	2-14	100	16/	7/	0	8-45.5	5-45	1-0	24	3	1	1	1	0	3/3	-	1/1	32:05	
9	11/4	at NO	[L]	18	4	13	1	6-13	432	58	7.4	88	23	3.8	344	2-10	354	33/	20/	3	5-38.6	4-38	0-0	24	3	0	2	1	0	3/3	-	1/1	26:06	
10	11/11	at TEN	[W]	19	10	7	2	6-16	262	68	3.9	166	44	3.8	96	1-5	101	23/	13/	0	5-43.0	4-35	1-1	28	4	3	1	0	0	4/4	-	0/0	34:23	
11	11/18	vs. SD	[W]	18	8	9	1	5-14	311	61	5.1	122	37	3.3	189	0-0	189	24/	15/	0	5-40.6	5-42	0-0	24	3	1	2	0	0	3/3	-	1/1	32:57	
12	11/25	vs. BUF	[W]	21	6	14	1	9-16	416	64	6.5	124	26	4.8	292	1-4	296	37/	23/	0	1-51.0	1-5	1-1	36	3	2	1	0	0	3/3	-	5/5	29:15	
13	12/2	at IND	[L]	27	12	14	1	6-10	411	63	6.5	168	31	5.4	243	3-14	257	29/	24/	1	0-0.0	8-64	1-1	25	3	1	2	0	0	2/2	1/1	1/2	35:45	
14	12/9	vs. CAR	[W]	24	8	14	2	9-17	427	75	5.7	178	38	4.7	249	0-0	249	37/	21/	0	1-26.0	6-40	2-1	37	4	1	2	1	0	4/4	-	3/3	38:58	
15	12/16	at PIT	[W]	25	13	11	1	5-14	421	75	5.6	224	42	5.3	197	0-0	197	33/	17/	1	5-29.0	1-10	0-0	29	4	1	3	0	0	2/3	0/1	1/1	37:39	
16	12/23	vs. OAK	[W]	26	9	13	4	7-11	437	56	7.8	201	28	7.2	236	2-17	253	26/	16/	1	4-50.3	6-42	2-1	49	7	3	4	0	0	7/7	-	0/0	27:12	
17	12/30	at HOU	[L]	24	5	19	0	7-12	381	64	6.0	96	23	4.2	285	2-17	302	39/	25/	0	4-49.8	8-45	1-1	28	4	0	4	0	0	4/4	-	0/0	31:47	
Totals				11-5	328	127	180	21	100-219	5,719	1,022	5.6	2,391	522	4.6	3,328	31-167	3,495	469/	288/	8	54-41.6	76-594	18-13	411	50	18	28	4	0	46/48	1/2	21/24	32:08
WC 1/5 at PIT			[W]	14	8	5	1	4-11	239	54	4.4	135	29	4.7	104	4-36	140	21/	9/	2	4-50.0	6-40	0-0	31	4	2	1	1	0	4/4	-	1/2	27:01	
DIV 1/12 at NE			[L]	22	4	15	3	4-10	350	56	6.3	80	22	3.6	270	1-8	278	33/	22/	1	1-50.0	5-42	2-1	20	2	0	2	0	0	2/2	-	2/2	27:18	

JACKSONVILLE JAGUARS 2007 DEFENSE GAME-BY-GAME

Wk.	Date	Opp	FIRST DOWNS			3 RD			TOT. OFFENSE			RUSHING			PASSING			PUNTS			FUM.			T.O.P.										
			Tot	Run	Pass	Pen	DOWN	Yards	Plays	Avg.	Yards	Att.	Avg.	Net	Sacks	Gross	Att./	Cmp./	Int.	Avg.	Yards	Pen.	Lost		Pts.	TD	Rn	Ps	Rt	Sfty	PAT	2PT	FGs	
1	9/9	vs. TEN	[L]	22	15	5	2	6-12	350	69	5.1	282	49	5.8	68	2-10	78	18/	11/	1	3-30.0	4-29	3-1	13	1	1	0	0	0	1/1	-	2/2	36:55	
2	9/16	vs. ATL	[W]	13	3	9	1	7-14	248	52	4.8	82	25	3.3	166	7-34	200	20/	12/	0	5-39.2	5-44	0-0	7	1	1	0	0	0	1/1	-	0/2	25:45	
3	9/23	at DEN	[W]	11	2	9	0	4-8	265	42	6.3	47	18	2.6	218	1-4	222	23/	16/	1	2-63.0	6-36	2-2	14	2	1	1	0	0	2/2	-	0/0	21:18	
5	10/7	at KC	[W]	14	0	14	0	4-14	271	56	4.8	10	10	1.0	261	3-18	279	43/	25/	1	7-46.0	3-25	1-0	7	1	0	1	0	0	1/1	-	0/1	23:17	
6	10/14	vs. HOU	[W]	23	5	18	0	2-10	390	69	5.7	61	24	2.5	329	2-12	341	43/	30/	1	2-44.5	8-58	2-2	17	1	0	1	0	0	0/0	1/1	3/3	30:40	
7	10/22	vs. IND	[L]	24	12	10	2	7-14	384	72	5.3	141	33	4.3	243	2-16	259	37/	23/	1	3-40.3	4-27	1-0	29	3	2	1	0	1	3/3	-	2/2	34:07	
8	10/28	at TB	[W]	18	5	12	1	4-14	385	64	6.0	136	21	6.5	249	2-18	267	41/	19/	3	6-44.5	7-74	0-0	23	2	1	1	0	0	2/2	-	3/3	27:55	
9	11/4	at NO	[L]	32	6	25	1	4-10	538	75	7.2	103	25	4.1	435	1-10	445	49/	35/	0	3-44.3	2-20	2-1	41	5	1	3	1	0	5/5	-	2/4	33:54	
10	11/11	at TEN	[W]	17	2	14	1	4-15	292	64	4.6	62	19	3.3	230	4-27	257	41/	24/	2	5-44.0	9-56	2-1	13	1	0	1	0	0	1/1	-	2/2	25:37	
11	11/18	vs. SD	[W]	18	6	11	1	4-12	388	60	6.5	79	20	4.0	309	0-0	309	40/	22/	2	4-44.8	4-31	0-0	17	2	1	1	0	0	2/2	-	1/1	27:03	
12	11/25	vs. BUF	[W]	20	5	14	1	9-16	297	65	4.6	94	24	3.9	203	1-8	211	40/	27/	2	4-37.8	5-29	1-1	14	2	1	1	0	0	2/2	-	0/0	30:45	
13	12/2	at IND	[L]	19	4	14	1	10-13	342	55	6.2	63	25	2.5	279	1-9	288	29/	20/	1	2-38.0	2-15	0-0	28	4	0	4	0	0	4/4	-	0/0	24:15	
14	12/9	vs. CAR	[W]	10	3	6	1	2-12	149	54	2.8	50	15	3.3	99	1-6	105	38/	16/	1	5-48.4	5-50	1-1	6	0	0	0	0	0/0	-	2/2	21:02		
15	12/16	at PIT	[W]	13	7	6	0	5-13	217	55	3.9	111	17	6.5	106	5-40	146	33/	16/	0	7-40.9	4-34	2-0	22	3	0	3	0	0	2/2	1/1	0/0	22:21	
16	12/23	vs. OAK	[W]	13	7	6	0	3-15	215	65	3.3	110	30	3.7	105	4-24	129	31/	13/	3	6-49.5	11-88	3-1	11	1	0	1	0	0	0/0	1/1	1/1	32:48	
17	12/30	at HOU	[L]	19	10	8	1	5-9	290	53	5.5	170	34	5.0	120	1-8	128	18/	11/	1	2-36.5	3-20	0-0	42	6	3	1	2	0	6/6	-	0/0	28:13	
Totals				11-5	286	92	181	13	80-201	5,021	970	5.2	1,605	390	4.1	3,416	37-244	3,660	543/	319/	20	66-43.5	82-636	20-10	304	35	12	20	3	1	32/32	3/3	18/23	27:52
WC 1/5 at PIT			[W]	24	5	17	2	7-14	340	74	4.6	43	26	1.7	297	6-40	337	42/	29/	3	4-44.3	5-50	1-1	29	4	2	2	0	0	2/2	0/2	1/1	32:59	
DIV 1/12 at NE			[L]	24	11	12	1	6-10	403	58	6.9	145	29	5.0	258	1-4	262	28/	26/	0	1-30.0	6-74	0-0	31	4	1	3	0	0	4/4	-	1/2	32:42	

JACKSONVILLE JAGUARS 2006 OFFENSE GAME-BY-GAME

Wk.	Date	Opp	FIRST DOWNS			TOT. OFFENSE			RUSHING			PASSING			PUNTS			FUM.			T.O.P.												
			Tot	Run	Pass	Pen	3 RD	Downs	Yards	Plays	Avg.	Yards	Att.	Avg.	Net	Sacks	Gross	Att./	Cmp./	Int.		Avg.	Yards	Pen.	Lost	Pts.	TD	Rn	Ps	Rt	Sfty	PAT	2PT
1	9/10	vs. DAL	[W]	22	6	14	2	5-13	307	67	4.6	78	32	2.4	229	1-8	237	34/	23/	1	6-44.0	2-41	1-0	24	3	2	1	0	0	3/3	-	1/2	34:12
2	9/18	vs. PIT	[W]	17	3	13	1	6-18	362	70	5.2	110	30	3.7	252	1-8	260	39/	26/	1	6-41.8	10-86	1-0	9	0	0	0	0	0	0/0	-	3/3	37:25
3	9/24	at IND	[L]	20	12	7	1	9-16	297	69	4.3	191	40	4.8	106	1-1	107	28/	16/	2	4-46.5	4-38	0-0	14	2	1	1	0	0	2/2	-	0/2	39:24
4	10/1	at WAS	[L]	12	2	10	0	2-13	307	54	5.7	32	16	2.2	275	4-15	290	34/	20/	1	5-49.2	4-35	1-1	30	3	0	3	0	0	3/3	-	3/3	25:17
5	10/8	vs. NYJ	[W]	19	8	9	2	6-13	312	60	5.2	181	39	4.6	131	1-9	140	20/	9/	0	4-38.5	9-62	0-0	41	5	3	2	0	0	5/5	-	2/2	32:02
7	10/22	at HOU	[L]	14	7	5	2	3-12	220	54	4.1	102	25	4.1	118	1-7	125	28/	14/	0	7-42.1	7-35	2-2	7	1	1	0	0	1/1	-	0/0	26:30	
8	10/29	at PHI	[W]	16	13	3	0	4-14	285	64	4.5	209	46	4.5	76	1-11	87	17/	10/	0	5-39.8	5-44	2-1	13	1	1	0	0	1/1	-	2/2	36:51	
9	11/5	vs. TEN	[W]	17	8	8	1	5-13	342	54	6.3	173	30	5.8	169	2-8	177	22/	12/	0	5-41.0	4-20	0-0	37	4	0	3	1	0	4/4	-	3/3	30:11
10	11/12	vs. HOU	[L]	16	6	9	1	5-10	322	55	5.9	118	19	6.2	204	2-10	214	34/	15/	4	4-36.5	9-65	1-0	10	1	1	0	0	1/1	-	1/1	22:27	
11	11/20	vs. NYG	[W]	21	8	13	0	9-18	414	75	5.5	165	43	3.8	249	0-0	249	32/	19/	0	4-36.8	9-65	2-1	26	2	2	0	0	2/2	-	4/4	40:19	
12	11/26	at BUF	[L]	19	11	7	1	1-11	323	60	5.4	207	35	5.9	116	3-16	132	22/	16/	0	6-38.7	10-108	2-1	24	3	1	2	0	0	3/3	-	1/2	32:10
13	12/3	at MIA	[W]	18	8	10	0	7-12	353	57	6.2	150	31	4.8	203	4-26	229	22/	16/	0	3-38.3	7-60	1-1	24	3	1	2	0	0	3/3	-	1/1	36:56
14	12/10	vs. IND	[W]	23	16	4	3	2-9	447	57	7.8	375	42	8.9	72	1-7	79	14/	8/	1	1-20.0	3-31	0-0	44	5	4	0	1	0	5/5	-	3/4	31:37
15	12/17	at TEN	[L]	23	9	13	1	10-19	396	82	4.8	193	41	4.7	203	4-30	233	37/	22/	3	2-37.5	2-25	1-1	17	2	1	1	0	0	2/2	-	1/1	44:22
16	12/24	vs. NE	[L]	12	3	8	1	5-12	339	46	7.4	144	22	6.5	195	1-0	195	23/	17/	0	5-38.8	7-60	2-1	21	3	2	1	0	0	3/3	-	0/1	22:47
17	12/31	at KC	[L]	24	7	14	3	6-14	397	65	6.1	113	22	5.1	284	3-22	306	40/	23/	1	6-31.8	5-35	0-0	30	4	3	1	0	0	3/3	0-1	1/1	29:22
Totals			8-8	293	127	147	19	85-217	5,423	989	5.5	2,541	513	5.0	2,882	30-178	3,060	446/	266/	14	73-40.0	97-806	16-9	371	42	23	17	2	0	41/41	0-1	26/32	32:11

JACKSONVILLE JAGUARS 2006 DEFENSE GAME-BY-GAME

Wk.	Date	Opp	FIRST DOWNS			TOT. OFFENSE			RUSHING			PASSING			PUNTS			FUM.			T.O.P.												
			Tot	Run	Pass	Pen	3 RD	Downs	Yards	Plays	Avg.	Yards	Att.	Avg.	Net	Sacks	Gross	Att./	Cmp./	Int.		Avg.	Yards	Pen.	Lost	Pts.	TD	Rn	Ps	Rt	Sfty	PAT	2PT
1	9/10	vs. DAL	[W]	14	4	9	1	6/15	323	57	5.7	88	22	4.0	235	2-11	246	33/	16/	3	5-53.2	9-93	0-0	17	2	1	1	0	0	2/2	-	1/2	25:48
2	9/18	vs. PIT	[W]	9	0	7	2	3/13	153	48	3.2	26	14	1.9	127	2-14	141	32/	17/	2	8-44.8	3-25	1-0	0	0	0	0	0	0	0/0	-	0/0	22:35
3	9/24	at IND	[L]	14	4	10	0	6/13	272	53	5.1	63	20	3.2	209	2-10	219	31/	14/	0	7-43.3	4-35	0-0	21	3	1	1	1	0	3/3	-	0/0	20:36
4	10/1	at WAS	[L]	22	11	11	0	7/14	481	70	6.9	152	40	3.8	329	0-0	329	30/	18/	1	5-30.8	4-40	1-1	36	4	1	3	0	0	3/3	-	3/3	36:32
5	10/8	vs. NYJ	[W]	11	6	3	2	3/14	177	58	3.1	132	34	3.9	45	6-26	71	18/	10/	3	6-40.8	6-59	1-1	0	0	0	0	0	0/0	-	0/0	27:58	
7	10/22	at HOU	[L]	21	10	10	1	5/14	349	69	5.1	131	34	3.9	218	1-6	224	34/	25/	0	5-43.4	3-17	0-0	27	3	1	2	0	0	3/3	-	2/3	33:30
8	10/29	at PHI	[W]	14	4	9	1	4/14	227	58	3.9	85	20	4.3	142	4-19	161	34/	18/	0	7-44.0	8-50	0-0	6	0	0	0	0	0	0/0	-	2/2	23:09
9	11/5	vs. TEN	[W]	14	5	8	1	5/18	262	69	3.8	108	32	3.4	154	1-9	163	36/	15/	3	7-46.7	4-20	1-0	7	1	0	1	0	0	1/1	-	0/0	29:49
10	11/12	vs. HOU	[L]	21	9	9	3	8/19	306	80	3.8	148	42	3.5	158	3-18	176	35/	17/	0	5-34.2	6-51	1-0	13	1	1	0	0	1/1	-	2/4	37:33	
11	11/20	vs. NYG	[W]	13	3	8	2	4/13	247	56	4.4	25	14	1.8	222	1-8	230	41/	19/	2	6-40.2	5-35	1-1	10	1	0	1	0	0	1/1	-	1/1	19:41
12	11/26	at BUF	[L]	13	3	8	2	3/10	241	51	4.7	72	23	3.1	169	0-0	169	28/	21/	1	6-44.2	4-55	3-0	27	3	2	0	1	0	3/3	-	2/2	27:50
13	12/3	at MIA	[W]	20	7	12	1	7/14	309	65	4.8	68	19	3.6	241	4-26	267	42/	27/	2	3-41.0	1-10	0-0	10	1	0	1	0	0	1/1	-	1/2	29:04
14	12/10	vs. IND	[W]	23	6	15	2	7/16	339	72	4.7	34	20	1.7	305	2-8	313	50/	25/	1	6-32.3	7-71	0-0	17	2	2	0	0	2/2	-	1/1	28:23	
15	12/17	at TEN	[L]	5	2	3	0	0/8	98	34	2.9	41	16	2.6	57	3-28	85	15/	8/	0	5-43.8	4-40	1-0	24	3	0	0	3	0	3/3	-	1/2	15:38
16	12/24	vs. NE	[L]	22	10	10	2	8/16	359	70	5.1	117	30	3.9	242	1-7	249	39/	28/	0	5-35.0	7-51	0-0	24	3	2	1	0	0	3/3	-	1/2	37:13
17	12/31	at KC	[L]	23	10	11	2	7/16	395	68	5.8	170	40	4.3	225	3-10	235	25/	16/	2	4-39.5	5-32	2-1	35	5	3	1	1	0	5/5	-	0/0	30:38
Totals			8-8	259	94	143	22	83-227	4,538	978	4.6	1,460	420	3.5	3,078	35-200	3,278	523/	294/	20	90-41.4	80-684	12-4	274	32	14	12	6	0	31/31	-	17/24	27:49

JACKSONVILLE JAGUARS 2005 OFFENSE GAME-BY-GAME

Wk.	Date	Opp	FIRST DOWNS			3 RD			TOT. OFFENSE			RUSHING			PASSING			PUNTS			PEN.			FUM. Tot.			T.O.P.						
			Tot	Run	Pass	Pen	DOWN	Yards	Plays	Avg.	Net	Sacks	Gross	Att./	Cmp./	Int.	Avg.	Yards	Lost	Pts.	TD	Rn	Ps	Rt	Sfty	PAT		2PT	FGs				
1	9/11	vs. SEA	[W]	18	4	13	1	4-13	362	66	5.5	119	31	3.8	243	3-15	258	32/	18/	0	4-44.0	6-31	1-0	26	2	0	2	0	0	2/2	-	4/5	34:11
2	9/18	at IND	[L]	12	4	7	1	6-15	303	59	5.1	128	24	5.3	175	6-23	198	29/	16/	0	7-45.6	7-60	6-0	3	0	0	0	0	0/0	-	1/2	31:20	
3	9/25	at NYJ	[W]	16	8	7	1	10-20	308	73	4.2	139	47	3.0	169	2-8	177	24/	16/	1	6-50.0	9-85	3-2	26	3	1	2	0	0	2/2	-	2/2	40:31
4	10/2	vs. DEN	[L]	13	1	10	2	3-9	241	47	5.1	12	11	1.1	229	2-11	240	34/	20/	2	6-41.8	15-119	3-2	7	1	0	1	0	0	1/1	-	0/0	21:55
5	10/9	vs. CIN	[W]	19	8	7	4	2-11	342	61	5.6	181	37	4.9	161	0-0	161	24/	10/	0	5-39.8	10-98	1-1	23	2	0	2	0	0	2/2	-	3/3	29:25
6	10/16	at PIT	[W]	17	6	9	2	7-19	246	73	3.4	93	35	2.7	153	3-24	177	35/	19/	1	9-46.9	10-106	1-0	23	3	1	1	1	0	2/2	-	1/1	36:09
8	10/30	at STL	[L]	16	6	10	0	6-14	427	61	7.0	221	28	7.9	206	2-7	213	31/	18/	1	3-25.7	4-25	1-1	21	3	1	2	0	0	3/3	-	0/2	31:22
9	11/6	vs. HOU	[W]	18	4	12	2	6-12	312	54	5.8	98	27	3.6	214	2-4	218	25/	19/	0	6-37.8	6-45	1-0	21	3	2	1	0	0	3/3	-	0/0	29:04
10	11/13	vs. BAL	[W]	20	8	10	2	5-14	338	66	5.1	133	35	3.8	205	1-6	211	30/	16/	0	5-40.6	5-42	0-0	30	3	1	1	1	0	3/3	-	3/3	34:29
11	11/20	at TEN	[W]	22	5	15	2	10-17	295	70	4.2	49	30	1.6	246	2-12	258	38/	22/	0	6-50.2	3-15	1-1	31	4	1	3	0	0	4/4	-	1/1	31:54
12	11/27	at AZ	[W]	19	8	9	2	8-15	295	61	4.8	162	33	4.9	133	0-0	133	28/	14/	0	4-39.0	11-81	0-0	24	3	2	0	1	0	3/3	-	1/2	31:41
13	12/4	at CLE	[W]	17	7	8	2	5-13	237	59	4.0	122	38	3.8	115	1-1	116	20/	11/	1	4-41.3	5-50	0-0	20	2	0	2	0	0	2/2	-	2/2	29:43
14	12/11	vs. IND	[L]	18	5	12	1	3-11	324	58	5.6	74	23	3.2	250	0-0	250	35/	26/	0	5-38.6	7-65	4-3	18	2	1	1	0	0	1/1	1/1	1/1	26:02
15	12/18	vs. SF	[W]	21	6	13	2	6-17	336	77	4.4	134	35	3.8	202	2-14	216	40/	21/	0	8-39.3	10-84	0-0	10	1	1	0	0	0	1/1	-	1/2	35:40
16	12/24	at HOU	[W]	30	11	14	5	5-11	448	67	6.7	172	33	5.2	276	3-16	292	31/	18/	0	2-49.0	6-50	2-0	38	5	4	1	0	0	5/5	-	1/2	32:18
17	1/1	vs. TEN	[W]	25	6	14	5	7-14	335	69	4.9	122	35	3.5	213	3-21	234	31/	19/	0	3-38.7	7-50	2-1	40	5	3	2	0	0	4/5	-	2/2	34:11
Totals	12-4	301	97	170	34	93-225	5,149	1,021	5.0	1,959	502	3.9	3,190	32-162	3,352	487/	283/	6	83-42.4	121-1006	27-11	361	42	18	21	3	0	38/39	1/1	23/30	31:33		
WC 1/7/05 at NE	[L]	15	1	14	0	1-12	292	62	4.7	87	17	5.1	205	6-42	247	39/	21/	1	5-41.8	8-40	2-1	3	0	0	0	0	0	0/0	-	1/2	29:34		

JACKSONVILLE JAGUARS 2005 DEFENSE GAME-BY-GAME

Wk.	Date	Opp	FIRST DOWNS			3 RD			TOT. OFFENSE			RUSHING			PASSING			PUNTS			PEN.			FUM. Tot.			T.O.P.						
			Tot	Run	Pass	Pen	DOWN	Yards	Plays	Avg.	Net	Sacks	Gross	Att./	Cmp./	Int.	Avg.	Yards	Lost	Pts.	TD	Rn	Ps	Rt	Sfty	PAT		2PT	FGs				
1	9/11	vs. SEA	[W]	20	5	13	2	3-9	322	58	5.6	97	19	5.1	225	3-21	246	37/	21/	1	5-46.0	5-29	3-3	14	2	0	2	0	0	2/2	-	0/0	25:49
2	9/18	at IND	[L]	18	10	7	1	7-16	268	66	4.1	146	38	3.8	122	0-0	122	28/	13/	2	7-46.1	6-45	0-0	10	1	1	0	0	0	1/1	-	1/1	28:40
3	9/25	at NYJ	[W]	12	4	5	3	3-12	168	51	3.3	89	25	3.6	79	4-16	95	22/	11/	2	7-48.6	6-44	3-1	20	2	1	0	1	0	2/2	-	2/2	25:34
4	10/2	vs. DEN	[L]	24	9	12	3	5-15	306	73	4.2	188	44	4.3	118	3-18	136	26/	19/	0	4-48.5	5-30	0-0	20	2	0	2	0	0	2/2	-	2/4	38:05
5	10/9	vs. CIN	[W]	20	6	12	2	4-13	364	61	6.0	132	26	5.1	232	2-7	239	33/	22/	0	6-36.0	12-94	2-1	20	2	0	2	0	0	2/2	-	2/2	30:35
6	10/16	at PIT	[W]	16	3	7	6	1-12	218	60	3.6	73	30	2.4	145	2-9	154	28/	11/	3	6-31.7	7-80	2-1	17	2	0	1	1	0	2/2	-	1/2	27:27
8	10/30	at STL	[L]	15	7	7	1	4-12	386	56	6.9	200	33	6.1	186	2-14	200	21/	13/	3	5-40.8	9-59	0-0	24	3	0	2	1	0	3/3	-	1/1	28:38
9	11/6	vs. HOU	[W]	17	7	10	0	4-12	279	59	4.7	88	23	3.8	191	6-28	219	30/	22/	0	5-44.0	4-30	5-1	14	2	1	1	0	0	2/2	-	0/0	30:56
10	11/13	vs. BAL	[W]	8	2	5	1	4-14	163	54	3.0	53	17	3.1	110	4-32	142	33/	19/	3	7-44.6	9-86	0-0	3	0	0	0	0	0	0/0	-	1/1	25:31
11	11/20	at TEN	[W]	16	4	11	1	5-13	254	54	4.7	63	21	3.0	191	3-17	208	30/	20/	1	8-46.6	11-73	0-0	28	4	1	2	1	0	4/4	-	0/0	28:06
12	11/27	at AZ	[W]	23	2	16	5	3-11	368	65	5.7	67	16	4.2	301	3-14	315	46/	29/	1	4-40.0	11-105	1-1	17	2	0	2	0	0	2/2	-	1/2	28:19
13	12/4	at CLE	[W]	15	4	9	2	4-12	303	57	5.3	98	32	3.1	205	5-21	226	20/	13/	0	6-37.2	7-97	1-0	14	2	0	2	0	0	2/2	-	0/1	30:17
14	12/11	vs. IND	[L]	25	3	19	3	6-14	399	74	5.4	99	34	2.9	300	3-24	324	37/	24/	0	3-46.3	5-47	0-0	26	2	0	2	0	0	2/2	-	4/4	33:58
15	12/18	vs. SF	[W]	11	4	3	4	1-13	217	51	4.3	110	25	4.4	107	2-16	123	24/	8/	1	8-41.9	8-56	1-0	9	0	0	0	0	0	0/0	-	3/3	24:20
16	12/24	at HOU	[W]	18	4	13	1	7-13	370	62	6.0	107	29	3.7	263	4-32	295	29/	19/	1	2-32.0	7-40	1-0	20	2	0	2	0	0	2/2	-	2/4	27:42
17	1/1	vs. TEN	[W]	15	5	9	1	6-14	270	62	4.4	99	22	4.5	171	1-8	179	39/	21/	1	5-48.0	18-140	2-1	13	2	0	2	0	0	1/2	-	0/0	25:49
Totals	12-4	273	79	158	36	67-205	4,655	963	4.8	1,709	434	3.9	2,946	47-277	3,223	482/	285/	19	88-42.8	130-1055	21-9	269	30	4	22	4	0	29/30	-	20/27	28:27		
WC 1/7/05 at NE	[L]	17	6	10	1	7-14	307	59	5.2	118	28	4.2	189	4-12	201	27/	15/	0	5-39.2	4-32	4-0	28	4	0	3	1	0	4/4	-	0/0	30:26		

JACKSONVILLE JAGUARS 2004 OFFENSE GAME-BY-GAME

Wk.	Date	Opp	FIRST DOWNS			TOT. OFFENSE			RUSHING			PASSING			PUNTS			FUM.			T.O.P.											
			Tot	Run	Pass	Pen	3 RD	Yards	Plays	Avg.	Yards	Att.	Avg.	Net	Sacks	Gross	Att./Cmp./Int.	Avg.	Yards	Pen.		Lost	Pts.	TD	Rn	Ps	Rt	Sfty	PAT	2PT	FGs	
1	9/12	at BUF	[W]	14	4	8	2	2-13	225	61	3.7	83	23	3.6	142	2-5	147	36/18/2	6-47.0	9-50	0-0	13	1	0	1	0	0	1-1	-	2-2	26:07	
2	9/19	vs DEN	[W]	8	2	4	2	1-10	176	40	4.4	67	22	3.0	109	2-11	120	16/8/0	9-44.1	10-85	1-0	7	1	0	1	0	0	1-1	-	0-0	22:52	
3	9/26	at TEN	[W]	15	7	6	2	3-11	253	51	5.0	136	29	4.7	117	2-7	124	20/14/0	7-39.0	9-87	3-0	15	2	1	1	0	0	1-1	1-1	0-0	28:46	
4	10/3	vs IND	[L]	23	5	16	2	8-15	408	73	5.6	97	31	3.1	311	1-7	318	41/29/0	1-33.0	5-28	2-1	17	1	0	1	0	0	--	1-1	3-4	35:33	
5	10/10	at SD	[L]	28	6	19	3	7-14	429	75	5.7	80	18	4.4	349	3-8	357	54/36/2	3-38.7	5-33	1-1	21	3	2	1	0	0	3-3	-	0-0	30:02	
6	10/17	vs KC	[W]	19	4	14	1	6-13	378	63	6.0	101	23	4.4	277	4-21	298	36/24/0	5-46.0	5-46	0-0	22	3	1	2	0	0	2-2	1-1	0-1	30:00	
7	10/24	at IND	[W]	20	5	15	0	5-11	414	60	6.9	128	27	4.7	286	3-14	300	30/23/1	1-36.0	6-48	2-1	27	2	0	2	0	0	1-1	1-1	4-4	34:34	
8	10/31	at HOU	[L]	14	3	10	1	4-12	287	55	5.2	39	12	3.3	248	1-7	255	42/27/2	4-47.0	11-80	1-0	6	0	0	0	0	0	--	-	2-3	24:54	
10	11/14	vs DET	ot	[W]	22	10	11	1	12-22	415	89	4.7	239	50	4.8	176	3-22	198	36/19/0	8-39.6	10-99	0-0	23	3	1	2	0	0	2-2	-	1-1	41:44
11	11/21	vs TEN	[L]	18	9	8	1	3-13	274	61	4.5	151	32	4.7	123	2-6	129	27/13/1	6-40.8	3-22	1-1	15	1	1	0	0	1	1-1	-	2-3	31:32	
12	11/28	at MIN	[L]	18	7	10	1	7-15	379	63	6.0	154	27	5.7	225	2-10	235	34/19/0	2-54.0	6-45	3-2	16	1	0	1	0	0	1-1	-	3-3	31:17	
13	12/5	vs PIT	[L]	20	5	11	4	6-14	359	63	5.7	100	34	2.9	259	2-9	268	27/16/0	3-47.7	3-25	1-0	16	1	0	1	0	0	1-1	-	3-5	34:37	
14	12/12	vs CH	[W]	22	5	13	4	4-15	332	73	4.5	90	28	3.2	242	0-0	242	45/25/1	8-42.6	8-75	1-0	22	2	0	2	0	1	2-2	-	2-2	35:43	
15	12/19	at GB	[W]	19	8	6	5	3-11	312	57	5.5	197	36	5.5	115	1-6	121	20/9/0	7-36.6	7-85	3-2	28	4	2	2	0	0	4-4	-	0-0	30:42	
16	12/26	vs HOU	[L]	6	4	2	0	1-10	126	44	2.9	95	20	4.8	31	3-23	54	21/10/1	7-45.3	5-45	3-2	0	0	0	0	0	0	0-0	-	0-1	21:02	
17	1/2	at OAK	[W]	13	4	8	1	8-1	242	63	3.8	93	34	2.7	149	1-0	149	28/15/1	7-43.6	7-87	1-1	13	1	1	0	0	0	1-1	-	2-2	30:53	
Totals				9-7	279	88	161	30	80-217	5,009	991	5.1	1,850	446	4.2	3,159	32-156	3,315	513/305/11	84-42.8	109-940	23-11	261	26	9	17	0	2	21-21	4-4	24-31	30-28

JACKSONVILLE JAGUARS 2004 DEFENSE GAME-BY-GAME

Wk.	Date	Opp	FIRST DOWNS			TOT. OFFENSE			RUSHING			PASSING			PUNTS			FUM.			T.O.P.											
			Tot	Run	Pass	Pen	3 RD	Yards	Plays	Avg.	Yards	Att.	Avg.	Net	Sacks	Gross	Att./Cmp./Int.	Avg.	Yards	Pen.		Lost	Pts.	TD	Rn	Ps	Rt	Sfty	PAT	2PT	FGs	
1	9/12	at BUF	[W]	16	5	10	1	7-14	242	63	3.8	95	36	2.6	147	1-6	153	26/17/0	5-44.6	7-78	3-2	10	1	0	1	0	0	1-1	-	1-2	33:53	
2	9/19	vs DEN	[W]	20	4	13	3	6-17	356	74	4.8	106	35	3.0	250	0-0	250	39/23/0	7-41.4	7-57	3-1	6	0	0	0	0	0	0-0	-	2-3	37:08	
3	9/26	at TEN	[W]	13	5	7	1	6-13	249	56	4.4	119	26	4.6	130	3-13	143	27/16/1	4-52.3	6-56	2-0	12	1	1	0	0	0	0-0	0-1	2-2	31:14	
4	10/3	vs IND	[L]	23	7	14	2	3-8	337	56	6.0	117	27	4.3	220	0-0	220	29/20/1	3-48.0	3-26	0-0	24	3	1	2	0	0	3-3	-	1-1	24:27	
5	10/10	at SD	[L]	18	8	10	0	9-15	386	62	6.2	176	35	5.0	210	1-1	211	26/17/0	4-41.5	4-44	0-0	34	4	2	2	0	0	4-4	-	2-2	29:58	
6	10/17	vs KC	[W]	19	3	15	1	6-13	350	60	5.8	77	21	3.7	273	6-42	315	33/23/1	5-42.4	5-30	3-0	16	2	0	2	0	0	1-2	-	1-2	30:00	
7	10/24	at IND	[W]	23	5	17	1	6-10	446	59	7.6	87	18	4.8	359	1-9	368	40/27/0	3-48.0	12-62	2-2	24	3	0	3	0	0	3-3	-	1-1	25:26	
8	10/31	at HOU	[L]	24	6	15	3	4-13	369	67	5.5	93	32	2.9	276	0-0	276	35/26/0	4-38.8	8-75	2-2	20	2	0	1	1	0	2-2	-	2-2	35:06	
10	11/14	vs DET	ot	[W]	10	4	3	2-14	190	54	3.5	81	19	4.3	109	2-12	121	33/11/1	6-44.2	8-45	0-0	17	2	0	0	2	0	2-2	-	1-2	23:44	
11	11/21	vs TEN	[L]	14	4	10	0	4-13	295	60	4.9	103	27	3.8	192	3-17	209	30/18/2	5-43.2	4-49	1-0	18	2	1	1	0	0	1-1	1-1	1-1	28:28	
12	11/28	at MIN	[L]	27	7	14	3	6-10	330	61	5.4	112	30	3.7	218	4-17	235	27/19/1	2-49.0	4-35	1-1	27	3	1	1	1	0	3-3	-	2-2	28:43	
13	12/5	vs PIT	[L]	15	5	9	1	5-10	316	45	7.0	120	25	4.8	196	3-25	221	17/14/0	5-46.4	11-82	2-0	17	2	0	2	0	0	2-2	-	1-1	25:23	
14	12/12	vs CH	[W]	10	0	9	1	2-12	210	52	4.0	31	14	2.2	179	5-33	212	33/17/1	7-48.3	13-104	2-1	3	0	0	0	0	0-0	-	1-2	24:17		
15	12/19	at GB	[W]	26	2	21	3	6-11	444	67	6.6	94	21	4.5	350	2-17	367	44/30/3	3-38.0	12-101	4-2	25	3	0	2	1	0	2-2	1-1	1-2	29:18	
16	12/26	vs HOU	[L]	19	11	8	0	7-15	333	67	5.0	219	44	4.9	114	4-17	131	19/13/2	5-44.2	6-50	2-0	21	3	1	1	1	0	3-3	-	0-1	38:58	
17	1/2	at OAK	[W]	16	7	6	3	5-17	281	69	4.1	147	28	5.3	134	2-8	142	39/15/3	6-39.7	8-72	3-1	6	0	0	0	0	0	0-0	-	2-2	29:07	
Totals				9-7	290	83	181	26	84-205	5,134	972	5.3	1,777	438	4.1	3,357	37-217	3,574	497/306/16	74-44.1	118-966	30-12	280	31	7	18	6	0	27-28	2-3	21-28	29-32

JACKSONVILLE JAGUARS 2003 OFFENSE GAME-BY-GAME

Wk.	Date	Opp	FIRST DOWNS			3 RD	TOT. OFFENSE			RUSHING			PASSING			PUNTS			PEN. Yards	FUM. Lost	Tot. Pts.	TD	Rn	Ps	Rt	Sfty	PAT	2PT	FGs	T.O.P.			
			Tot	Run	Pass		Pen	Yards	Plays	Avg.	Yards	Att.	Avg.	Sacks	Gross	Att./	Cmp./	Int.													Avg.	Yards	
1	9/ 7	at CAR	[L]	17	4	11	2	4-13	331	59	5.6	75	28	2.7	256	4-16	272	27/	23/	0	8-40.9	8-82	1-1	23	3	1	2	0	0	2-2	0-1	1-2	33:23
2	9/14	vs. BUF	[L]	20	7	12	1	4-14	287	65	4.4	95	22	4.3	192	3-22	214	40/	26/	0	4-44.3	8-97	0-0	17	2	1	1	0	0	2-2	-	1-2	28:50
3	9/21	at IND	[L]	15	7	7	1	5-15	266	55	4.8	152	25	6.1	114	2-8	122	28/	16/	0	4-38.8	7-38	2-1	13	1	0	1	0	0	1-1	-	2-4	23:48
4	9/28	at HOU	[L]	15	4	9	2	2-11	342	59	5.8	79	22	3.6	263	0-0	263	37/	18/	3	4-43.5	9-48	3-2	20	2	1	1	0	0	2-2	-	2-2	24:46
5	10/ 5	vs. SD	[W]	21	7	14	0	6-14	436	68	6.4	123	37	3.3	313	3-23	336	28/	19/	0	4-42.0	8-89	2-1	27	3	1	2	0	0	3-3	-	2-2	33:13
6	10/12	vs. MIA	[L]	22	7	11	4	8-17	332	76	4.4	88	30	2.9	244	4-12	256	42/	24/	3	1-42.0	7-50	5-2	10	1	1	0	0	0	1-1	-	1-2	32:54
8	10/26	vs. TEN	[L]	15	3	12	0	5-10	293	52	5.6	54	11	4.9	239	2-5	244	39/	24/	2	3-47.0	5-45	1-1	17	2	0	2	0	0	2-2	-	1-1	20:46
9	11/ 2	at BAL	[L]	20	6	13	1	3-14	320	71	4.5	134	33	4.1	186	4-22	208	34/	22/	1	7-44.1	7-52	4-2	17	2	0	1	1	0	2-2	-	1-1	34:53
10	11/ 9	vs. IND	[W]	20	10	8	2	9-14	353	62	5.7	174	38	4.6	174	0-0	174	24/	12/	1	4-36.0	7-47	1-1	28	4	3	1	0	0	4-4	-	0-0	31:39
11	11/16	at TEN	[L]	16	8	8	0	2-13	271	62	4.4	126	30	4.2	145	1-6	151	31/	15/	2	6-41.3	3-15	1-0	3	0	0	0	0	0-0	-	1-2	30:28	
12	11/23	at NYJ	[L]	20	9	9	2	4-14	330	71	4.6	158	37	4.3	172	1-0	172	33/	17/	1	4-38.3	3-37	1-1	10	1	1	0	0	0	1-1	-	1-2	32:30
13	11/30	vs. TB	[W]	21	8	11	2	4-12	359	69	5.2	135	35	3.9	224	0-0	224	34/	20/	0	3-43.3	5-48	2-1	17	2	0	2	0	0	2-2	-	1-3	31:30
14	12/ 7	vs. HOU	[W]	23	11	8	4	7-17	390	70	5.6	208	40	5.2	182	1-12	194	29/	18/	0	6-41.0	7-70	1-0	27	3	2	1	0	0	3-3	-	2-3	35:46
15	12/14	at NE	[L]	17	5	12	0	6-14	354	61	5.8	72	20	3.6	282	1-6	288	40/	21/	2	5-43.2	8-60	2-0	13	1	0	1	0	0	1-1	-	2-3	32:41
16	12/21	vs. NO	[W]	22	11	8	3	6-13	374	63	5.9	243	45	5.4	131	1-0	131	17/	9/	2	2-34.5	7-69	0-0	20	2	1	1	0	0	2-2	-	2-3	32:03
17	12/28	at ATL	[L]	21	11	10	0	5-13	320	61	5.2	157	28	5.6	163	1-4	167	32/	19/	0	4-38.5	9-48	1-1	14	2	1	1	0	0	2-2	-	0-1	28:38
Totals	5-11	305	118	163	24	80-216	5,358	1,024	5.2	2,073	481	4.3	3,285	28-136	3,421	515/	303/	17	69-41.3	108-895	27-14	276	31	13	17	1	0	30-30	0-1	20-33	30:09		

JACKSONVILLE JAGUARS 2003 DEFENSE GAME-BY-GAME

Wk.	Date	Opp	FIRST DOWNS			3 RD	TOT. OFFENSE			RUSHING			PASSING			PUNTS			PEN. Yards	FUM. Lost	Tot. Pts.	TD	Rn	Ps	Rt	Sfty	PAT	2PT	FGs	T.O.P.			
			Tot	Run	Pass		Pen	Yards	Plays	Avg.	Yards	Att.	Avg.	Sacks	Gross	Att./	Cmp./	Int.													Avg.	Yards	
1	9/ 7	at CAR	[L]	17	7	9	1	4-14	242	61	4.0	122	26	4.7	120	5-21	141	30/	16/	2	7-40.7	9-83	4-0	24	3	0	3	0	1	1-1	0-2	1-1	26:37
2	9/14	vs. BUF	[L]	20	6	12	2	8-14	371	59	6.3	43	32	1.3	328	0-0	328	27/	20/	0	2-48.5	6-55	2-0	38	5	3	2	0	0	5-5	-	1-1	31:10
3	9/21	at IND	[L]	17	6	11	0	7-14	289	63	4.6	73	30	2.4	216	0-0	216	33/	21/	1	3-42.0	4-20	0-0	23	2	0	2	0	0	2-2	-	3-3	36:12
4	9/28	at HOU	[L]	21	7	12	2	7-16	339	75	4.5	110	37	3.0	229	1-5	234	37/	23/	2	4-34.8	4-43	4-2	24	3	2	1	0	0	3-3	-	1-2	35:14
5	10/ 5	vs. SD	[W]	21	4	14	3	5-11	346	58	6.0	69	13	5.3	277	4-19	296	41/	24/	0	6-40.3	10-61	3-2	21	3	0	3	0	0	3-3	-	0-0	26:47
6	10/12	vs. MIA	[L]	16	6	9	1	4-10	234	52	4.5	91	24	3.8	143	1-4	147	27/	14/	1	5-44.2	11-149	2-1	24	3	1	0	2	0	3-3	-	1-1	27:06
8	10/26	vs. TEN	[L]	23	11	11	1	8-14	320	65	4.9	133	38	3.5	187	0-0	187	27/	21/	1	3-49.7	8-49	0-0	30	3	2	1	0	0	3-3	-	3-3	39:14
9	11/ 2	at BAL	[L]	9	4	5	0	6-15	259	53	4.9	103	30	3.4	156	0-0	156	23/	10/	1	5-46.8	7-40	1-1	24	2	1	1	0	0	1-1	1-1	3-3	25:07
10	11/ 9	vs. IND	[W]	20	2	16	2	6-15	394	66	6.0	47	21	2.2	347	0-0	347	45/	28/	2	4-34.8	7-38	1-0	23	2	0	2	0	0	2-2	-	3-3	28:21
11	11/16	at TEN	[L]	13	5	8	0	7-15	246	60	4.1	96	32	3.0	150	2-16	166	26/	13/	1	4-43.5	2-12	2-2	10	1	0	1	0	0	1-1	-	1-2	29:32
12	11/23	at NYJ	[L]	17	1	15	1	4-13	282	62	4.5	61	21	2.9	221	2-15	236	39/	25/	1	6-39.0	6-45	0-0	13	1	0	1	0	0	1-1	-	2-2	27:30
13	11/30	vs. TB	[W]	16	6	9	1	2-12	221	59	3.7	77	19	4.1	144	2-12	156	38/	21/	1	5-36.6	7-80	0-0	10	1	1	0	0	0	1-1	-	1-2	28:30
14	12/ 7	vs. HOU	[W]	7	2	4	1	1-12	124	49	2.5	70	23	3.0	54	3-17	71	23/	11/	1	10-41.9	10-86	3-2	0	0	0	0	0	0-0	-	0-0	24:14	
15	12/14	at NE	[L]	18	6	12	0	8-16	296	68	4.4	84	32	2.6	212	2-16	228	34/	22/	0	4-40.3	4-55	1-1	27	3	2	1	0	0	3-3	-	2-2	27:19
16	12/21	vs. NO	[W]	20	0	16	4	6-13	350	64	5.5	61	25	2.4	289	1-7	296	38/	22/	0	3-36.0	4-30	2-1	19	2	0	2	0	0	1-2	-	2-2	27:57
17	12/28	at ATL	[L]	21	11	9	1	9-14	344	62	5.5	166	39	4.3	178	1-2	180	22/	12/	1	4-41.5	4-35	1-0	21	3	1	2	0	0	3-3	-	0-0	31:22
Totals	5-11	276	84	172	20	92-218	4,657	976	4.8	1,406	442	3.2	3,251	24-134	3,385	510/	303/	15	75-41.0	103-881	26-12	331	37	13	22	2	1	33-34	1-3	24-27	29:51		

JACKSONVILLE JAGUARS 2002 OFFENSE GAME-BY-GAME

Wk.	Date	Opp	FIRST DOWNS			TOT. OFFENSE			RUSHING			PASSING			PUNTS			FUM.	Tot.	Tot.													
			Tot	Run	Pass	Pen	3 RD	Yards	Plays	Avg.	Net	Sacks	Gross	Att./	Cmp./	Int.	Avg.				Yards	Pen.	Lost	Pts.	TD	Rn	Ps	Rt	Sfty	PAT	2PT	FGs	T.O.P.
1	9/ 8	vs. IND	[L]	19	8	11	0	8-16	343	69	5.0	118	32	3.7	225	1-3	228	36/	22/	1	3-52.0	5-40	3-1	25	3	1	2	0	0	2/2	1/1	1/2	32:33
2	9/15	at KC	[W]	19	5	14	0	7-15	450	65	6.9	130	29	4.5	320	0-0	320	36/	25/	0	4-40.5	5-45	1-1	23	3	1	2	0	0	2/2	0/1	1/2	31:44
4	9/29	vs. NYJ	[W]	20	12	8	0	4-10	383	57	6.7	223	40	5.6	160	2-13	173	15/	10/	0	5-53.2	3-15	0-0	28	4	4	0	0	0	4/4	-	0/1	33:26
5	10/6	vs. PHI	[W]	16	4	10	2	2-11	267	51	5.2	70	27	2.6	197	1-0	197	23/	13/	0	5-44.6	4-21	0-0	28	3	1	1	1	0	2/2	1/1	2/2	25:02
6	10/13	at TEN	[L]	13	7	4	2	4-9	198	42	4.7	130	26	5.0	68	3-16	84	13/	7/	2	4-49.5	4-22	0-0	14	2	2	0	0	0	2/2	-	0/0	22:17
7	10/20	at BAL	[L]	22	8	14	0	6-16	397	78	5.1	173	30	5.8	224	2-7	231	46/	24/	3	4-38.3	5-30	1-0	10	1	1	0	0	0	1/1	-	1/2	32:01
8	10/27	vs. HOU	[L]	18	7	9	2	6-17	290	71	4.1	126	32	3.9	164	5-38	202	34/	16/	0	8-44.1	5-50	0-0	19	2	1	1	0	1	2/2	-	1/3	33:39
9	11/ 3	at NYG	[L]	16	6	9	1	5-14	329	60	5.5	126	20	6.3	203	2-27	230	38/	23/	0	3-36.0	8-63	1-1	17	2	0	2	0	0	2/2	-	1/1	26:56
10	11/10	vs. WAS	[W]	18	7	10	1	6-15	309	64	4.8	142	32	4.4	167	3-27	194	29/	19/	0	5-48.2	8-55	1-0	26	2	2	0	0	0	2/2	-	4/4	33:43
11	11/17	at HOU	[W]	16	5	11	0	4-12	321	58	5.5	122	28	4.4	199	5-25	224	25/	15/	1	6-43.0	7-62	1-0	24	3	1	2	0	0	3/3	-	1/2	28:52
12	11/24	at DAL	[L]	19	5	14	0	5-14	326	68	4.8	132	26	5.1	194	2-8	202	40/	22/	1	6-44.5	11-79	2-2	19	2	1	1	0	1	2/2	-	1/2	27:52
13	12/ 1	vs. PIT	[L]	13	4	7	2	3-11	226	47	4.8	102	21	4.9	124	3-22	146	23/	12/	0	6-41.7	0-0	0-0	23	3	1	2	0	0	2/2	0/1	1/1	21:19
14	12/ 8	vs. CLE	[L]	13	7	4	2	2-11	211	48	4.4	157	31	5.1	54	3-19	73	14/	10/	0	7-46.6	5-51	1-0	20	2	1	1	0	0	2/2	-	2/2	25:04
15	12/15	at CIN	[W]	20	6	13	1	3-12	321	61	5.3	109	30	3.6	212	3-11	223	28/	19/	0	5-42.0	5-54	0-0	29	4	1	3	0	0	3/3	1/1	0/0	30:01
16	12/22	vs. TEN	[L]	13	4	9	0	0-11	214	58	3.7	75	18	4.2	139	4-18	157	36/	18/	1	7-41.4	8-51	0-0	10	1	0	1	0	0	1/1	-	1/1	24:21
17	12/29	at IND	[L]	20	10	9	1	6-13	266	62	4.3	154	33	4.7	112	3-23	135	26/	13/	0	3-40.7	6-47	1-1	13	1	1	0	0	0	1/1	-	2/2	29:29
Totals	6-10	324	112	188	24	188	24	83-212	5,335	1,042	5.1	2,071	487	4.3	3,264	36-224	3,488	519/	314/	14	65-38.7	96-717	20-13	315	35	14	19	2	0	32/32	2/3	23/34	31:21

JACKSONVILLE JAGUARS 2002 DEFENSE GAME-BY-GAME

Wk.	Date	Opp	FIRST DOWNS			TOT. OFFENSE			RUSHING			PASSING			PUNTS			FUM.	Tot.	Tot.													
			Tot	Run	Pass	Pen	3 RD	Yards	Plays	Avg.	Net	Sacks	Gross	Att./	Cmp./	Int.	Avg.				Yards	Pen.	Lost	Pts.	TD	Rn	Ps	Rt	Sfty	PAT	2PT	FGs	T.O.P.
1	9/ 8	vs. IND	[L]	18	5	13	0	9-14	307	60	5.1	104	28	3.7	203	1-8	211	31/	19/	0	3-47.3	2-14	2-2	28	4	0	3	1	0	4/4	-	0/1	27:27
2	9/15	at KC	[W]	18	7	11	0	6-13	336	61	5.5	140	28	5.0	196	1-3	199	32/	16/	2	4-43.5	5-48	0-0	16	1	0	1	0	0	1/1	-	3/3	28:16
4	9/29	vs. NYJ	[W]	18	2	15	1	5-13	345	63	5.5	78	22	3.5	267	2-14	281	39/	21/	2	3-48.3	4-25	4-2	3	0	0	0	0	0	0/0	-	1/1	26:34
5	10/6	vs. PHI	[W]	28	12	15	1	7-17	406	83	4.9	199	30	6.6	207	5-23	230	48/	28/	0	5-39.4	10-75	0-0	25	3	1	2	0	0	2/2	1/1	1/1	34:58
6	10/13	at TEN	[L]	25	10	14	1	10-17	370	77	4.8	152	40	3.8	218	1-8	226	36/	26/	0	1-30.0	5-55	2-1	23	2	1	1	0	0	2/2	-	3/4	37:43
7	10/20	at BAL	[L]	16	6	9	1	6-14	261	62	4.2	118	32	3.7	143	2-9	152	28/	14/	0	6-35.7	4-30	2-2	17	2	0	2	0	0	2/2	-	1/2	27:59
8	10/27	vs. HOU	[L]	12	3	7	2	3-13	242	53	4.6	81	31	2.6	161	4-23	184	18/	11/	0	7-37.6	9-60	2-1	21	2	1	1	0	0	1/1	1/1	2/3	26:21
9	11/ 3	at NYG	[L]	26	10	13	3	5-12	394	66	6.0	177	35	5.1	217	3-11	228	28/	20/	0	3-38.0	7-59	1-1	24	3	2	1	0	0	3/3	-	1/3	33:04
10	11/10	vs. WAS	[W]	23	3	16	4	3-12	307	69	4.4	68	16	4.3	239	2-17	256	51/	27/	3	5-31.4	6-49	1-0	7	1	0	1	0	0	1/1	-	0/1	26:17
11	11/17	at HOU	[W]	18	6	10	2	2-11	272	62	4.4	78	28	2.8	194	4-34	228	30/	22/	1	6-34.7	5-40	2-1	21	3	2	1	0	0	3/3	-	0/0	31:08
12	11/24	at DAL	[L]	21	7	12	2	2-9	405	58	7.0	118	31	3.8	287	3-14	301	24/	16/	2	5-38.8	10-75	2-1	21	3	1	2	0	0	3/3	-	0/1	32:08
13	12/ 1	vs. PIT	[L]	23	13	10	0	2-11	403	69	5.8	219	40	5.5	184	2-17	201	27/	17/	1	1-53.0	4-25	0-0	25	1	1	0	0	0	1/1	-	6/6	38:41
14	12/ 8	vs. CLE	[L]	21	8	11	2	7-15	417	71	5.9	173	33	5.2	244	3-20	264	35/	21/	2	5-39.8	10-68	0-0	21	3	1	2	0	0	3/3	-	0/2	34:56
15	12/15	at CIN	[W]	19	5	12	2	7-17	300	69	4.3	65	24	2.7	235	3-23	258	42/	22/	1	2-41.0	5-29	1-1	15	1	1	0	0	0	0/0	0/1	3/3	29:59
16	12/22	vs. TEN	[L]	20	8	11	1	4-11	298	62	4.8	175	40	4.4	123	0-0	123	22/	14/	0	6-39.7	4-30	0-0	28	4	2	1	1	0	4/4	-	0/1	35:39
17	12/29	at IND	[L]	18	7	9	2	5-13	272	57	4.8	126	29	4.3	146	0-0	146	28/	20/	0	3-36.0	6-35	1-1	20	2	1	1	0	0	2/2	-	2/2	30:31
Totals	6-10	324	112	188	24	188	24	83-212	5,335	1,042	5.1	2,071	487	4.3	3,264	36-224	3,488	519/	314/	14	65-38.7	96-717	20-13	315	35	14	19	2	0	32/32	2/3	23/34	31:21

JACKSONVILLE JAGUARS 2001 OFFENSE GAME-BY-GAME

Wk.	Date	Opp	FIRST DOWNS			TOT. OFFENSE			RUSHING			PASSING			PUNTS			FUM.			T.O.P.										
			Tot	Run	Pass	Pen	3 RD	Yards	Plays	Avg.	Yards	Att.	Avg.	Net	Sacks	Gross	Att./Cmp./Int.	Avg.	Yards	TD		Rn	Ps	Rt	Sfty	PAT	2PT	FGs			
1	9/ 9	vs PIT	[W]	16	6	9	1	4/12	299	56	5.3	101	29	3.5	198	1-0	198	26/ 15/ 0	6-45.7	4-31	2-20	21	3	0	3	0	0	3/3	-	0/1	28:50
2	9/23	vs TEN	[W]	16	4	10	2	2/12	329	60	5.5	119	30	4.0	210	3-25	235	27/ 17/ 0	5-48.0	3-20	4-2	13	1	1	0	0	0	1/1	-	2/3	30:13
3	9/30	vs CLE	[L]	14	5	8	1	4/12	259	58	4.5	98	19	5.2	161	2-9	170	37/ 19/ 2	6-47.8	8-63	2-0	14	2	0	1	1	0	2/2	-	0/1	24:20
4	10/ 7	at SEA	[L]	18	3	14	1	4/14	256	63	4.1	57	21	2.7	199	3-34	233	39/ 21/ 0	4-44.5	4-24	3-2	15	1	0	1	0	0	-	0/1	3/4	26:54
6	10/18	vs BUF	[L]	14	6	7	1	3/10	247	51	4.8	115	21	5.5	132	4-18	150	26/ 16/ 2	5-45.0	3-35	2-0	10	1	0	1	0	0	1/1	-	1/1	24:26
7	10/28	at BAL	[L]	19	4	12	3	3/10	365	55	6.6	81	15	5.4	284	3-22	306	37/ 25/ 0	3-43.3	10-70	1-1	17	2	0	2	0	0	2/2	-	1/1	26:16
8	11/ 4	at TEN	[L]	20	5	13	2	3/9	309	54	5.7	70	17	4.1	239	5-22	261	32/ 21/ 1	5-44.2	3-14	2-0	24	3	2	1	0	0	3/3	-	1/1	22:12
9	11/11	vs CIN	[W]	21	9	10	2	3/11	261	60	4.4	97	25	3.9	164	3-25	189	32/ 20/ 0	8-44.9	6-32	1-0	30	4	2	2	0	1	4/4	-	0/0	28:08
10	11/18	at PIT	[L]	14	1	10	3	3/11	234	52	4.5	48	16	3.0	186	5-39	225	31/ 17/ 0	7-46.6	7-35	4-3	7	1	0	0	1	0	1/1	-	0/1	25:09
11	11/25	vs BAL	[L]	19	4	14	1	4/12	305	61	5.0	75	19	3.9	230	4-29	259	38/ 23/ 0	7-40.4	9-58	1-0	21	3	2	1	0	0	3/3	-	0/1	26:26
12	12/ 3	vs GB	[L]	20	2	16	2	5/15	348	73	4.8	62	23	2.7	286	5-25	311	45/ 26/ 2	6-40.8	13-111	2-2	21	2	0	1	1	0	1/1	1/1	2/3	30:53
13	12/ 9	at CIN	[W]	17	2	14	1	8/16	255	65	3.9	62	25	2.5	193	8-49	242	32/ 23/ 1	7-39.6	7-40	1-0	14	2	0	2	0	0	2/2	-	0/1	31:06
14	12/16	at CLE	[W]	19	8	10	1	8/18	282	76	3.7	128	33	3.9	154	8-48	202	35/ 20/ 2	3-44.3	9-85	2-1	15	1	0	1	0	0	0/1	-	3/3	37:13
15	12/23	at MIN	[W]	23	12	11	0	9/14	423	62	6.8	214	37	5.8	209	1-8	217	24/ 17/ 0	1-53.0	3-34	0-0	33	3	2	1	0	0	3/3	-	4/4	34:08
16	12/30	vs KC	[L]	22	9	12	1	3/11	431	67	6.4	182	26	7.0	249	4-34	283	37/ 22/ 1	4-42.8	5-44	2-2	26	3	2	1	0	1	3/3	-	1/2	27:20
17	1/ 6	at CHI	[L]	17	5	11	1	4/11	237	56	4.2	91	16	5.7	146	4-43	189	36/ 19/ 3	5-35.0	3-14	0-0	13	2	0	2	0	0	1/2	-	0/1	24:47
Totals			6-10	289	85	181	23	70/198	4,840	969	5.0	1,600	372	4.3	3,240	63-430	3670	534/ 321/ 14	82-43.6	97-710	29-13	294	34	11	20	3	2	30/32	1/2	18/28	28:01

JACKSONVILLE JAGUARS 2001 DEFENSE GAME-BY-GAME

Wk.	Date	Opp	FIRST DOWNS			TOT. OFFENSE			RUSHING			PASSING			PUNTS			FUM.			T.O.P.										
			Tot	Run	Pass	Pen	3 RD	Yards	Plays	Avg.	Yards	Att.	Avg.	Net	Sacks	Gross	Att./Cmp./Int.	Avg.	Yards	TD		Rn	Ps	Rt	Sfty	PAT	2PT	FGs			
1	9/ 9	vs PIT	[W]	15	5	9	1	6/16	281	68	4.1	120	28	4.3	161	3-20	181	37/ 21/ 2	5-35.4	4-29	5-2	3	0	0	0	0	0	0/0	-	1/1	31:10
2	9/23	vs TEN	[W]	13	5	7	1	1/14	264	62	4.3	87	22	4.0	177	4-38	215	36/ 21/ 0	6-47.0	6-65	0-0	6	0	0	0	0	0	0/0	-	2/3	29:47
3	9/30	vs CLE	[L]	19	6	13	0	9/16	321	73	4.4	95	36	2.6	226	3-23	249	34/ 24/ 1	5-38.4	5-47	2-2	23	2	1	0	1	0	2/2	-	3/3	35:40
4	10/ 7	at SEA	[L]	21	9	11	1	4/12	395	61	6.5	185	36	5.1	210	2-9	219	23/ 15/ 1	6-39.2	7-60	1-1	24	3	2	1	0	0	3/3	-	1/2	33:06
6	10/18	vs BUF	[L]	19	5	12	2	6/14	317	67	4.7	98	35	2.8	219	2-19	238	30/ 23/ 0	4-37.0	5-31	0-0	13	1	0	1	0	0	1/1	-	2/4	35:34
7	10/28	at BAL	[L]	23	7	15	1	6/13	305	68	4.5	114	32	3.6	191	5-31	222	31/ 23/ 1	5-32.4	4-34	2-0	18	2	1	1	0	0	0/0	0/2	2/2	33:44
8	11/ 4	at TEN	[L]	27	10	16	1	9/15	362	71	5.1	146	33	4.4	216	4-25	241	34/ 27/ 0	4-57.5	8-48	0-0	28	4	2	2	0	0	4/4	-	0/2	37:48
9	11/11	vs CIN	[W]	18	2	16	0	9/19	352	75	4.7	73	23	3.2	279	4-24	303	48/ 28/ 1	7-46.7	10-107	3-0	13	1	1	0	0	0	1/1	-	2/2	31:52
10	11/18	at PIT	[L]	20	7	13	0	6/15	402	69	5.8	145	34	4.3	257	2-9	266	33/ 21/ 0	8-45.9	9-65	0-0	20	2	1	1	0	0	2/2	-	2/2	34:51
11	11/25	vs BAL	[L]	24	6	17	1	8/15	361	74	4.9	115	42	2.7	246	2-13	259	30/ 21/ 1	5-37.4	6-39	4-1	24	3	2	1	0	0	3/3	-	1/2	33:34
12	12/ 3	vs GB	[L]	20	3	13	4	3/13	389	64	6.1	37	21	1.8	352	1-10	362	42/ 24/ 0	7-46.9	9-81	2-1	28	4	1	3	0	0	4/4	-	0/2	29:07
13	12/ 9	at CIN	[W]	12	3	9	0	3/13	200	58	3.4	60	27	2.2	140	1-7	147	30/ 16/ 1	6-35.5	7-54	0-0	10	1	1	0	0	0	1/1	-	1/1	28:54
14	12/16	at CLE	[W]	11	3	8	0	3/11	220	48	4.6	47	15	3.1	173	3-11	184	30/ 21/ 1	3-27.3	5-72	2-1	10	1	0	0	1	0	1/1	-	1/1	22:47
15	12/23	at MIN	[W]	16	3	11	2	4/14	214	60	3.6	28	14	2.0	186	4-32	218	42/ 24/ 1	6-35.0	3-33	2-1	3	0	0	0	0	0	0/0	-	1/1	25:52
16	12/30	vs KC	[L]	23	5	15	3	4/11	365	68	5.4	92	31	3.0	273	2-21	294	35/ 26/ 2	3-40.3	5-55	4-2	30	3	1	2	0	0	3/3	-	3/3	32:40
17	1/ 6	at CHI	[L]	19	10	8	1	6/16	322	70	4.6	169	40	4.2	153	1-6	159	29/ 19/ 0	3-32.7	3-14	1-1	33	3	2	1	0	0	3/3	-	4/4	35:13
Totals			6-10	300	89	193	18	87/227	5,070	1,056	4.8	1,611	469	3.4	3,459	43-298	757	544/ 354/ 12	83-40.5	96-834	28-12	286	30	15	13	2	0	28/28	0/2	26/35	31:59

JACKSONVILLE JAGUARS 2000 OFFENSE GAME-BY-GAME

Wk.	Date	Opp	FIRST DOWNS			3 RD	TOT. OFFENSE			RUSHING			PASSING			PUNTS			PEN. Yards	FUM. Lost	Tot. Pts.	TD	Rn	Ps	Rt	Sfty	PAT	2PT	FGs	T.O.P.		
			Tot	Run	Pass		Pen	Down	Yards	Plays	Avg.	Yards	Att.	Avg.	Sacks	Gross	Att./	Cmp./													Int.	Avg.
1	9/ 3	at CLE	[W]	28	9	19	0	10/16	398	78	5.1	119	40	3.0	279	4-22	301	34/ 24/	0	3-39.0	1-5	1-0	27	3	2	1	0	0	3/3	-	2/2	37:10
2	9/10	at BAL	[L]	22	3	15	4	5/14	421	75	5.6	46	21	2.2	375	4-11	386	50/ 28/	2	3-38.0	10-60	4-2	36	3	0	3	0	0	3/3	-	5/5	31:23
3	9/17	vs CIN	[W]	15	4	9	2	4/16	241	65	3.7	84	29	2.9	157	4-19	176	32/ 20/	1	7-42.3	7-76	0-0	13	1	0	1	0	0	1/1	-	2/3	31:29
4	9/25	at IND	[L]	18	5	12	1	5/14	286	65	4.4	97	24	4.0	189	5-40	229	36/ 21/	2	9-43.2	4-40	1-0	14	2	0	2	0	0	2/2	-	0/0	27:38
5	10/ 1	vs PIT	[L]	17	1	16	0	5/15	206	68	3.0	26	16	1.6	180	7-45	225	45/ 23/	1	4-50.0	10-75	1-1	13	1	0	1	0	0	1/1	-	2/2	24:50
6	10/ 8	vs BAL	[L]	22	5	16	1	8/15	348	73	4.8	95	27	3.5	253	3-7	260	43/ 29/	3	5-38.0	6-34	8-3	10	1	1	0	0	0	1/1	-	1/2	31:48
7	10/16	at TEN	[L]	13	4	7	2	4/14	304	58	5.2	143	26	5.5	161	5-35	196	27/ 18/	0	5-44.6	5-40	2-2	13	1	1	0	0	0	1/1	-	2/2	26:53
8	10/22	vs WAS	[L]	21	7	13	1	8/17	385	74	5.2	146	26	5.6	239	6-32	271	42/ 21/	2	5-48.0	5-42	3-2	16	1	0	1	0	0	1/1	-	3/3	32:18
9	10/29	at DAL	[W]	18	8	9	1	7/15	392	62	6.3	161	38	4.2	231	0-0	231	24/ 20/	0	5-43.6	8-50	0-0	23	3	0	3	0	0	2/2	-	1/2	33:36
11	11/12	vs SEA	[L]	24	8	15	1	6/12	437	64	6.8	122	26	4.7	315	5-25	340	33/ 24/	0	4-42.5	7-55	2-1	21	3	2	1	0	0	3/3	-	0/0	30:48
12	11/19	at PIT	[W]	20	11	9	0	6/14	417	70	6.0	240	36	6.7	177	3-13	190	31/ 17/	1	5-42.8	8-55	1-1	34	4	3	1	0	0	4/4	-	2/2	34:20
13	11/26	vs TEN	[W]	16	5	11	0	6/14	334	56	6.0	111	28	4.0	223	3-14	237	25/ 15/	2	3-53.7	4-25	0-0	16	1	0	1	0	0	1/1	-	3/3	29:19
14	12/ 3	vs CLE	[W]	28	15	11	2	10/18	449	82	5.5	244	47	5.2	205	2-13	218	33/ 16/	0	5-39.2	9-59	0-0	48	6	5	1	0	0	6/6	-	2/2	37:11
15	12/10	vs ARZ	[W]	25	14	10	1	5/12	469	66	7.1	214	45	4.8	255	0-0	255	21/ 15/	0	1-55.0	2-15	0-0	44	5	2	3	0	0	5/5	-	3/3	34:56
16	12/17	at CIN	[L]	17	8	9	0	6/15	276	63	4.4	114	34	3.4	162	1-8	170	28/ 19/	0	8-28.9	6-47	3-1	14	2	1	1	0	0	2/2	-	0/1	37:15
17	12/23	at NYG	[L]	14	2	12	0	5/14	327	61	5.4	70	18	3.9	257	2-5	262	41/ 23/	1	7-42.4	3-25	1-1	25	3	1	2	0	0	2/2	1/1	1/1	25:39
Totals	7-9	318	109	193	16	100/235	5,690	1,080	5.3	2,032	481	4.2	3,658	54-289	3,947	545/ 333/	15	79-41.9	95-703	27-14	367	40	18	22	0	0	38/38	1/1	29/33	31:32		

JACKSONVILLE JAGUARS 2000 DEFENSE GAME-BY-GAME

Wk.	Date	Opp	FIRST DOWNS			3 RD	TOT. OFFENSE			RUSHING			PASSING			PUNTS			PEN. Yards	FUM. Lost	Tot. Pts.	TD	Rn	Ps	Rt	Sfty	PAT	2PT	FGs	T.O.P.		
			Tot	Run	Pass		Pen	Down	Yards	Plays	Avg.	Yards	Att.	Avg.	Sacks	Gross	Att./	Cmp./													Int.	Avg.
1	9/ 3	at CLE	[W]	9	2	7	0	3/10	249	44	5.7	96	16	6.0	153	1-7	160	27/ 19/	0	5-50.8	3-25	1-1	7	1	0	1	0	0	1/1	-	0/0	22:50
2	9/10	at BAL	[L]	17	4	11	2	3/13	331	61	5.4	89	18	4.9	242	3-20	262	40/ 23/	2	7-41.1	8-65	1-0	39	5	0	5	0	0	4/4	1/1	1/1	28:37
3	9/17	vs CIN	[W]	14	4	7	3	4/17	233	69	3.4	71	23	3.1	162	5-21	183	41/ 18/	2	7-42.0	6-44	3-2	0	0	0	0	0	0	0/0	-	0/2	28:31
4	9/25	at IND	[L]	21	4	16	1	5/12	533	64	8.3	93	28	3.3	440	0-0	440	36/ 23/	0	5-47.4	11-90	1-1	43	5	1	4	0	1	5/5	-	2/2	32:22
5	10/ 1	vs PIT	[L]	22	13	5	4	4/11	332	62	5.4	209	44	4.8	123	2-9	132	16/ 10/	1	3-34.0	7-55	2-2	24	3	3	0	0	0	3/3	-	1/1	35:10
6	10/ 8	vs BAL	[L]	10	1	9	0	3/17	194	66	2.9	56	25	2.2	138	2-16	154	39/ 17/	0	9-41.9	5-25	1-1	15	0	0	0	0	0	0/0	-	5/5	28:12
7	10/16	at TEN	[L]	18	8	10	0	6/12	409	59	6.9	175	38	4.6	234	0-0	234	21/ 13/	0	3-49.3	10-89	1-1	27	3	1	2	0	0	3/3	-	2/3	33:07
8	10/22	vs WAS	[L]	18	9	8	1	2/9	399	54	7.4	130	30	4.3	269	0-0	269	24/ 16/	1	6-45.0	6-59	1-1	35	5	2	3	0	0	5/5	-	0/0	27:42
9	10/29	at DAL	[W]	22	9	11	2	5/9	325	59	5.5	118	32	3.7	207	2-13	220	25/ 17/	1	3-40.7	7-54	3-2	17	2	1	1	0	0	2/2	-	1/1	30:08
11	11/12	vs SEA	[L]	22	6	12	4	8/15	326	66	4.9	96	32	3.0	230	1-1	231	33/ 22/	0	6-44.8	5-50	3-0	28	4	1	3	0	0	4/4	-	0/0	29:12
12	11/19	at PIT	[W]	15	7	7	1	5/12	302	56	5.4	147	24	6.1	155	5-33	188	27/ 13/	2	4-46.0	4-30	3-3	24	3	2	1	0	0	1/1	1/2	1/2	25:40
13	11/26	vs TEN	[W]	17	6	10	1	6/14	334	57	5.9	117	31	3.8	217	2-11	228	24/ 13/	0	5-38.2	4-40	1-0	13	1	1	0	0	0	1/1	-	2-3	30:41
14	12/ 3	vs CLE	[W]	2	1	0	1	0/12	53	42	1.3	62	18	3.4	-9	6-42	33	18/ 7/	0	12-43.1	9-85	2-1	0	0	0	0	0	0/0	-	0/0	22:49	
15	12/10	vs ARZ	[W]	11	2	9	0	6/13	189	49	3.9	40	19	2.1	149	4-32	181	26/ 15/	1	5-47.8	4-53	0-0	10	1	0	1	0	0	1/1	-	1/2	25:04
16	12/17	at CIN	[L]	15	6	7	2	5/10	263	53	5.0	106	27	3.9	157	4-14	171	22/ 10/	1	5-36.2	6-40	3-3	17	2	1	0	1	0	2/2	-	1/1	22:45
17	12/23	at NYG	[L]	19	3	15	1	9/17	373	73	5.1	80	31	2.6	293	3-28	321	39/ 22/	1	5-29.8	1-10	0-0	28	4	1	2	1	0	4/4	-	0/1	34:21
Totals	7-9	252	85	144	23	74/203	4,845	934	5.2	1,685	436	3.9	3,160	40-247	3,407	458/ 258/	12	90-42.5	96-814	26-18	327	39	14	23	2	1	36/36	2/3	17/24	28:28		

JACKSONVILLE JAGUARS 1999 OFFENSE GAME-BY-GAME

Wk.	Date	Opp	FIRST DOWNS			TOT. OFFENSE			RUSHING			PASSING			PUNTS			PEN.	FUM.			Tot.												
			Tot	Run	Pass	Pen	Yards	Plays	Avg.	Yards	Att.	Avg.	Sacks	Gross	Att./	Cmp./	Int.		Avg.	Yards	Lost		Pts.	TD	Rn	Ps	Rt	Sfty	PAT	2PT	FGs	T.O.P.		
1	9/12	vs SF	[W]	18	7	11	0	2/13	344	67	5.1	97	34	2.9	247	2-18	265	31/	22/	0	5-43.4	6-57	0-0	41	4	1	1	2	0	3/3	1/1	4/4	35:02	
2	9/19	at CAR	[W]	27	12	14	1	7/16	414	80	5.2	214	46	4.7	200	2-14	214	32/	20/	0	3-47.7	5-35	1-1	22	2	2	0	0	1/1	0/1	3/4	38:09		
3	9/26	vs TEN	[L]	22	7	14	1	6/16	369	75	4.9	137	33	4.2	232	0-0	232	42/	22/	3	5-45.8	9-79	2-1	19	2	0	1	1	2/2	-	1/1	32:06		
4	10/3	at PIT	[W]	13	6	5	2	3/15	204	61	3.3	124	35	3.5	80	1-5	85	25/	10/	1	8-41.5	5-32	0-0	17	1	0	1	0	2/1	-	2/2	28:47		
5	10/11	at NYJ	[W]	16	11	5	0	7/17	322	71	4.5	125	34	3.7	197	2-18	215	35/	21/	0	7-45.9	7-67	2-1	16	1	1	0	0	1/1	-	3/3	32:33		
6	10/17	vs CLE	[W]	21	4	16	1	7/14	325	66	4.9	103	33	3.1	222	0-0	222	33/	24/	0	4-44.0	7-55	0-0	24	2	1	1	0	1/1	1/1	3/3	32:24		
8	10/31	at CIN	[W]	23	10	13	0	6/11	377	64	5.9	183	34	5.4	194	2-20	214	28/	17/	0	2-44.5	2-16	0-0	41	5	3	2	0	5/5	-	2/2	30:01		
9	11/7	at ATL	[W]	20	8	12	0	10/19	367	71	5.2	152	34	4.5	215	3-23	238	34/	19/	0	4-41.8	5-40	1-0	30	3	0	3	0	3/3	-	3/4	34:24		
10	11/14	vs BAL	[W]	9	1	6	2	6/19	132	61	2.2	47	26	1.8	85	6-33	118	29/	20/	0	9-42.6	4-30	1-0	6	0	0	0	0	0/0	-	2/3	32:51		
11	11/21	vs NO	[W]	30	9	17	4	3/7	494	62	8.0	139	27	5.1	355	3-17	372	32/	21/	1	2-26.0	4-50	0-0	41	5	2	2	1	0	5/5	-	2/2	27:52	
12	11/28	at BAL	[W]	24	3	20	1	9/18	388	75	5.2	60	25	2.4	328	3-10	338	47/	27/	2	6-43.2	8-41	1-1	30	4	1	2	1	0	2/2	2/2	0/0	32:35	
13	12/2	vs PIT	[W]	24	7	15	2	7/15	466	73	6.4	168	34	4.9	298	2-10	308	37/	25/	0	5-29.6	9-98	3-1	20	2	1	1	0	0	2/2	-	2/2	36:06	
14	12/13	vs DEN	[W]	18	9	6	3	4/13	265	60	4.4	161	32	5.0	104	3-11	115	25/	11/	0	7-41.1	3-20	4-0	27	3	3	0	0	3/3	-	2/2	27:35		
15	12/19	at CLE	[W]	20	7	13	0	6/14	442	67	6.6	181	33	5.5	261	1-6	267	33/	21/	1	3-43.0	4-57	1-1	24	3	2	1	0	3/3	-	1/3	31:44		
16	12/26	at TEN	[L]	16	5	8	3	1/9	237	55	4.3	65	18	3.6	172	4-24	196	33/	12/	3	6-38.5	4-29	1-0	14	2	1	0	1	0	2/2	-	0/0	21:30	
17	1/2	vs CIN	[W]	30	10	19	1	8/14	440	77	5.7	135	36	3.8	305	2-12	317	39/	28/	0	2-48.0	8-49	1-1	24	3	2	1	0	3/3	-	1/3	37:37		
Totals				14-2	331	116	194	21	92/230	5,586	1,085	5.1	2,091	514	4.1	3,495	36-221	3,716	535/	320/	11	78-41.8	90-755	18-7	396	42	20	16	6	3	37/37	4/5	31/38	31:57
Div.	1/15	vs MIA	[W]	21	10	10	1	8/16	520	68	7.6	257	46	5.6	263	2-14	277	20/	12/	1	5-39.0	7-51	1-1	62	8	3	4	1	0	8/8	-	2/3	35:23	
AFC	1/23	vs TEN	[L]	20	5	13	2	3/10	360	64	5.6	144	23	6.3	216	3-10	226	38/	19/	2	3-45.3	9-100	5-4	14	2	1	1	0	2/2	-	0/0	28:24		

JACKSONVILLE JAGUARS 1999 DEFENSE GAME-BY-GAME

Wk.	Date	Opp	FIRST DOWNS			TOT. OFFENSE			RUSHING			PASSING			PEN.	FUM.			Tot.														
			Tot	Run	Pass	Pen	Yards	Plays	Avg.	Yards	Att.	Avg.	Sacks	Gross		Att./	Cmp./	Int.		Avg.	Yards	Lost	Pts.	TD	Rn	Ps	Rt	Sfty	PAT	2PT	FGs	T.O.P.	
1	9/12	vs SF	[W]	11	3	6	2	1/14	203	59	3.4	94	20	4.7	109	4-32	141	35/	14/	3	8-46.5	2-10	3-2	3	0	0	0	0	0/0	-	1/1	24:58	
2	9/19	at CAR	[W]	16	5	11	0	2/9	283	48	5.9	87	18	4.8	196	4-20	216	26/	16/	1	5-45.0	5-37	0-0	20	3	0	3	0	2/2	0/1	0/0	21:51	
3	9/26	vs TEN	[L]	15	2	12	1	4/13	242	60	4.0	51	26	2.0	191	2-13	204	32/	17/	1	6-37.0	9-82	2-1	20	2	0	2	0	2/2	-	2/2	27:54	
4	10/3	at PIT	[W]	14	5	8	1	5/16	216	67	3.2	117	31	3.8	99	4-27	126	32/	15/	1	6-44.3	7-65	4-1	3	0	0	0	0	0/0	-	1/1	31:13	
5	10/11	at NYJ	[W]	13	6	7	0	3/16	230	66	3.5	89	24	3.7	141	4-23	164	38/	19/	2	7-45.1	2-15	1-0	6	0	0	0	0	0/0	-	2/2	27:27	
6	10/17	vs CLE	[W]	16	4	10	2	7/14	243	55	4.4	113	28	4.0	130	4-31	161	23/	18/	0	7-35.4	6-55	2-1	7	1	0	1	0	1/1	-	0/0	27:36	
8	10/31	at CIN	[W]	14	4	10	0	8/16	300	63	4.8	93	23	4.0	207	4-21	228	36/	20/	2	4-39.5	4-24	1-1	10	1	0	1	0	1/1	-	1/1	29:59	
9	11/7	at ATL	[W]	10	1	9	0	4/13	182	50	3.6	42	11	3.8	140	9-63	203	30/	17/	3	6-36.8	5-34	2-1	7	1	0	1	0	1/1	-	0/0	25:36	
10	11/14	vs BAL	[W]	13	4	8	1	2/14	242	61	4.0	88	24	3.7	154	4-22	176	33/	17/	0	9-37.9	6-29	3-1	3	0	0	0	0	0/0	-	1/1	27:09	
11	11/21	vs NO	[W]	21	8	12	1	6/12	339	58	5.8	106	29	3.7	233	2-18	251	27/	18/	1	4-43.0	8-42	2-0	23	3	3	0	0	2/2	0/1	1/2	32:08	
12	11/28	at BAL	[W]	14	3	11	0	3/12	280	59	4.7	81	22	3.7	199	3-15	214	34/	17/	1	5-37.8	6-39	4-2	23	2	0	2	0	2/2	-	3/3	27:25	
13	12/2	vs PIT	[W]	15	3	10	2	1/11	235	57	4.1	63	15	4.2	172	3-22	194	39/	19/	0	6-52.7	9-76	2-0	6	0	0	0	0	0/0	-	2/2	23:54	
14	12/13	vs DEN	[W]	18	4	13	1	7/14	358	61	5.9	90	27	3.3	268	1-7	275	33/	21/	2	6-41.5	9-83	4-0	24	3	1	2	0	3/3	-	1/1	32:25	
15	12/19	at CLE	[W]	19	5	12	2	7/16	269	67	4.0	72	20	3.6	197	6-44	241	41/	24/	0	8-42.5	5-40	1-1	14	2	1	1	0	2/2	-	0/0	28:16	
16	12/26	at TEN	[L]	26	9	15	2	11/18	476	76	6.3	148	37	4.0	328	0-0	328	39/	26/	0	4-40.0	4-33	0-0	41	5	0	5	0	5/5	-	2/2	38:30	
17	1/2	vs CIN	[W]	13	6	5	2	1/7	236	44	5.4	110	18	6.1	126	3-15	141	23/	13/	2	5-36.2	6-64	0-0	7	1	1	0	0	1/1	-	0/0	22:23	
Totals				14-2	248	72	159	17	72/215	4,334	951	4.6	1,444	373	3.9	2,890	57-373	3,263	521/	291/	19	96-41.4	93-728	31-11	217	24	6	18	0	22/22	0/2	17/18	28:03
Div.	1/15	vs MIA	[W]	10	0	6	4	2/13	131	64	2.0	21	18	1.2	110	5-31	141	41/	16/	2	9-39.6	9-88	6-5	7	1	0	1	0	1/1	-	0/0	24:37	
AFC	1/23	vs TEN	[L]	17	8	7	2	3/10	289	58	5.0	177	34	5.2	112	1-0	112	23/	14/	1	5-39.8	5-39	5-3	33	4	2	1	1	0	4/4	-	1/1	31:36

JACKSONVILLE JAGUARS 1998 OFFENSE GAME-BY-GAME

Wk.	Date	Opp	FIRST DOWNS			TOT. OFFENSE			RUSHING			PASSING			PUNTS			PEN.			FUM.			Tot.								
			Tot	Run	Pass	Pen	Yds	Plays	Avg.	Yds	Att.	Avg.	Net	Sacks	Gross	Att./	Cmp./	Int.	Avg.	Yards	Lost	Pts.	TD		Rn	Ps	Rt	Sfty	PAT	2PT	FGs	T.O.P.
1	9/6	at CHI	[W]	21	10	11	0	7/14	367	69	5.3	160	33	4.8	207	35/	22/	2	5-43.0	3-26	4-1	24	3	1	2	0	0	3/3	-	1/1	29:50	
2	9/13	vs KC	[W]	19	9	7	3	6/12	256	58	4.5	145	38	4.0	111	18/	11/	0	4-36.8	6-44	0-0	21	3	1	1	1	0	3/3	-	0/2	29:44	
3	9/20	vs BAL	[W]	21	4	16	1	4/14	519	69	7.5	154	32	4.8	365	34/	25/	0	8-38.0	8-60	1-1	24	3	1	2	0	0	3/3	-	1/2	33:51	
4	9/27	at TEN	[W]	19	6	10	3	8/15	297	67	4.4	148	37	4.0	149	28/	17/	2	3-51.3	10-72	1-1	27	3	1	2	0	0	3/3	-	2/2	32:54	
6	10/12	vs MIA	[W]	12	5	6	1	2/10	385	43	9	186	23	8.1	199	18/	12/	1	7-44.7	8-86	1-0	28	4	2	2	0	0	4/4	-	0/1	20:54	
7	10/18	at BUF	[L]	16	7	9	0	7/16	238	65	3.7	134	34	3.9	104	28/	16/	0	5-52.4	8-58	1-0	16	1	1	0	0	1/1	-	3/3	34:02		
8	10/25	at DEN	[L]	24	5	18	1	5/14	348	69	5	66	16	4.1	282	46/	28/	0	4-39.5	9-56	2-1	24	3	0	3	0	0	3/3	-	1/2	26:13	
9	11/1	at BAL	[W]	20	8	10	2	5/10	364	56	6.5	111	32	3.5	253	22/	15/	1	3-45.0	10-73	0-0	45	6	2	2	2	0	6/6	-	1/1	28:04	
10	11/8	vs CIN	[W]	14	9	5	0	4/13	272	55	4.9	137	32	4.2	135	21/	9/	0	5-46.2	9-58	1-1	24	3	1	1	1	0	3/3	-	1/1	24:10	
11	11/15	vs TB	[W]	18	8	10	0	7/16	374	68	5.5	144	28	5.1	230	37/	22/	0	6-50.3	8-58	1-0	29	3	3	0	0	2/2	0/1	3/3	31:11		
12	11/22	at PIT	[L]	17	6	10	1	9/16	301	69	4.4	97	26	3.7	204	42/	18/	3	6-49.8	5-30	1-1	15	2	1	1	0	0	1/1	1/1	0/0	25:16	
13	11/29	at CIN	[W]	16	1	14	1	7/17	322	65	5	79	29	2.7	243	35/	19/	0	6-45.5	7-51	0-0	34	4	0	4	0	0	4/4	-	2/2	29:25	
14	12/6	vs DET	[W]	24	12	8	4	8/13	426	68	6.3	205	43	4.8	221	24/	15/	0	2-40.5	7-45	0-0	37	4	2	2	0	0	4/4	-	3/3	35:39	
15	12/13	vs TEN	[L]	15	4	9	2	4/12	241	54	4.5	69	23	3.0	172	29/	18/	1	6-50.7	9-65	1-0	13	1	1	0	0	0	1/1	-	2/2	29:51	
16	12/20	at MIN	[L]	15	9	3	3	3/13	207	59	3.5	138	28	4.9	69	27/	12/	2	8-43.6	7-56	3-2	10	1	0	1	0	0	1/1	-	1/1	26:28	
17	12/28	vs PIT	[W]	16	8	7	1	8/15	297	55	5.4	129	33	3.9	168	19/	10/	0	7-42.4	7-60	1-0	21	3	2	1	0	0	3/3	-	0/0	26:13	
Totals				11-5	287	111	153	23	94/220	5,214	989	5,3	2,102	487	4.3	3,112	463/	269/	12	85-45.0	121-898	18-8	392	47	19	24	4	0	45/45	1/2	21/26	28:59
WC	1/3	vs NE	[W]	17	6	9	2	7/18	308	73	4.2	160	37	4.3	148	34/	14/	0	6-44.8	25	2-0	25	2	1	1	0	0	1/1	0/1	4/4	32:00	
DIV	1/10	at NYJ	[L]	14	5	8	1	4/12	251	53	4.7	95	22	4.3	156	31/	12/	3	3-37.0	24	1-1	24	3	0	3	0	0	3/3	-	1/1	20:44	

JACKSONVILLE JAGUARS 1998 DEFENSE GAME-BY-GAME

Wk.	Date	Opp	FIRST DOWNS			TOT. OFFENSE			RUSHING			PASSING			PUNTS			PEN.			FUM.			Tot.								
			Tot	Run	Pass	Pen	Yds	Plays	Avg.	Yds	Att.	Avg.	Net	Sacks	Gross	Att./	Cmp./	Int.	Avg.	Yards	Lost	Pts.	TD		Rn	Ps	Rt	Sfty	PAT	2PT	FGs	T.O.P.
1.	9/6	at CHI	[W]	16	9	6	1	5/13	321	61	5.3	132	34	3.9	189	27/	16/	0	4-45.5	4-26	2-2	23	2	1	0	1	0	2/2	-	3/4	30:10	
2	9/13	vs KC	[W]	23	7	14	2	3/11	364	64	5.7	111	25	4.4	253	37/	23/	0	4-43.3	5-54	3-2	16	1	1	0	0	0	1/1	-	3/3	30:16	
3	9/20	vs BAL	[W]	11	3	8	0	2/15	313	61	5.1	81	25	3.2	232	34/	17/	1	10-49.1	7-54	0-0	10	1	0	1	0	0	1/1	-	1/1	26:09	
4	9/27	at TEN	[W]	15	4	9	2	5/13	219	57	3.8	40	20	2.0	179	33/	17/	2	3-50.3	9-73	3-1	22	2	0	2	0	0	1/1	0/1	3/3	27:06	
6	10/12	vs MIA	[W]	25	7	16	2	6/14	374	79	4.7	67	28	2.4	307	49/	30/	1	6-41.7	11-89	1-1	21	3	1	2	0	0	3/3	-	0/1	39:06	
7	10/18	at BUF	[L]	22	7	12	3	8/15	337	63	5.3	110	23	4.8	227	39/	18/	0	5-39.2	6-53	1-1	17	2	1	1	0	0	2/2	-	1/1	25:58	
8	10/25	at DEN	[L]	24	10	12	2	6/14	465	71	6-5	170	36	4.7	295	35/	21/	0	3-41.7	8-54	0-0	37	4	3	1	0	0	4/4	-	3/3	33:47	
9	11/1	at BAL	[W]	22	6	14	2	5/10	357	59	6.1	126	23	5.5	231	34/	27/	1	4-32.5	9-70	5-4	19	3	0	3	0	0	1/1	0/2	0/0	31:56	
10	11/8	vs CIN	[W]	19	5	12	2	4/16	318	71	4.5	118	27	4.4	200	40/	24/	1	6-41.2	4-40	4-1	11	1	0	1	0	0	0/0	1/1	1/1	35:50	
11	11/15	vs TB	[W]	13	8	5	0	4/13	343	59	5.8	157	33	4.8	186	24/	10/	2	6-45.8	7-52	1-1	24	3	0	3	0	0	3/3	-	1/1	28:49	
12	11/22	at PIT	[L]	18	5	13	0	9/18	329	70	4.7	121	34	3.6	208	36/	25/	0	7-36.9	3-25	0-0	30	3	0	1	2	0	3/3	-	3/3	34:44	
13	11/29	at CIN	[W]	20	6	12	2	5/15	355	68	5.2	131	24	5.5	224	43/	24/	2	4-49.8	3-27	3-2	17	2	1	1	0	0	2/2	-	1/2	30:35	
14	12/6	vs DET	[W]	16	3	12	1	6/15	332	60	5.5	120	22	5.5	212	33/	14/	0	3-39.3	9-76	0-0	22	2	0	2	0	0	1/1	0/1	3/4	24:21	
15	12/13	vs TEN	[L]	20	7	13	0	6/15	354	68	5.2	131	27	4.9	223	39/	22/	1	4-48.3	9-73	1-1	16	1	0	1	0	0	1/1	-	3/3	30:09	
16	12/20	at MIN	[L]	25	11	12	2	4/12	417	71	5.9	180	33	5.5	237	37/	20/	0	5-48.6	8-108	0-0	50	6	1	4	1	0	5/5	0/1	3/3	33:32	
17	12/28	vs PIT	[W]	20	10	8	2	3/13	361	75	4.8	205	36	5.7	156	37/	17/	2	4-41.0	7-79	1-1	3	0	0	0	0	0	0/0	-	1/2	33:47	
Totals				11-5	309	108	178	23	81/222	5,559	1,057	5.3	2,000	450	4.4	3,559	577/	325/	13	78-43.5	109-953	25-17	338	36	9	23	4	0	30/30	1/6	30/35	31:01
WC	1/3	vs NE	[W]	14	3	11	0	5/15	206	65	3.2	35	19	1.8	171	44/	21/	1	8-47.3	6-50	4-2	10	1	1	0	0	0	1/1	-	1/1	28:00	
DIV	1/10	at NYJ	[L]	29	11	17	1	10/14	429	77	5.6	151	39	3.9	278	36/	24/	1	2-34.5	5-38	2-2	34	4	3	1	0	0	4/4	-	2/2	39:16	

JACKSONVILLE JAGUARS 1997 OFFENSE GAME-BY-GAME

Wk.	Date	Opp	FIRST DOWNS			TOT. OFFENSE			RUSHING			PASSING			PUNTS			FUM.			Tot.										
			Run	Pass	Pen	Yards	Plays	Avg.	Yards	Att.	Avg.	Net	Sacks	Gross	Att./	Cmp./	Int.	Avg.	Yards	Lost		Pts.	TD								
1	8/31	BAL	6	13	0	411	63	6.5	108	31	3.5	303	3-14	317	29/	23/	0	5-45.2	11-64	1-1	28	4	2	2	0	0	4/4	-	0/1	31:59	
2	9/7	vs NYG	7	12	3	375	75	5.0	123	39	3.2	252	1-0	252	35/	23/	0	6-51.5	9-71	1-1	40	4	4	0	0	0	4/4	-	4/4	39:39	
4	9/22	vs PIT	5	16	2	343	72	4.8	40	26	1.5	303	3-25	328	43/	25/	0	1-38.0	4-35	0-0	30	3	1	1	1	0	3/3	-	3/5	33:55	
5	9/28	at WAS	3	8	0	204	56	3.6	70	22	3.2	134	3-19	153	31/	16/	2	3-46.0	7-68	0-0	12	0	0	0	0	0/0	-	4/4	24:52		
6	10/5	vs CIN	8	10	3	308	63	4.9	160	33	4.8	148	3-16	164	27/	14/	0	5-50.6	5-40	1-0	21	3	0	3	0	0	3/3	-	0/1	30:37	
7	10/12	vs PHI	12	8	1	306	48	6.4	149	24	6.2	157	4-6	163	20/	15/	0	4-48.5	7-35	2-1	38	5	5	0	0	0	5/5	-	1/1	23:30	
8	10/19	at DAL	3	11	1	271	51	5.3	42	18	2.3	229	2-13	242	31/	21/	1	5-53.8	10-98	0-0	22	3	0	3	0	0	2/2	1/1	0/0	26:36	
9	10/26	at PIT ot	3	11	2	267	58	4.6	73	23	3.2	194	4-20	214	31/	15/	1	7-36.1	11-69	3-0	17	2	0	2	0	0	2/2	-	1/1	24:20	
10	11/2	at TEN	7	9	1	290	65	4.5	135	31	4.4	155	3-14	169	31/	17/	1	4-51.8	6-65	1-1	30	3	1	1	1	0	3/3	-	3/3	33:24	
11	11/9	vs KC	8	8	0	332	51	6.5	150	27	5.6	182	3-17	199	21/	9/	1	7-42.3	5-39	1-1	24	3	2	1	0	0	3/3	-	1/1	23:46	
12	11/16	vs TEN	6	14	1	352	68	5.2	103	36	2.9	249	2-18	267	30/	22/	0	5-45.2	4-58	2-2	17	2	1	1	0	0	2/2	-	1/1	32:53	
13	11/23	at CIN	7	12	1	415	58	7.2	135	24	5.6	280	1-6	286	33/	20/	1	1-56.0	5-41	2-2	26	2	1	1	0	0	2/2	-	4/4	24:06	
14	11/30	vs BAL	7	14	2	404	72	5.6	91	31	2.9	313	1-4	317	40/	25/	1	2-41.5	11-122	0-0	29	2	1	1	0	0	2/2	-	5/5	35:11	
15	12/7	vs NE	10	12	1	341	73	4.7	107	27	4	234	4-17	251	42/	25/	0	3-38.3	9-63	2-2	20	3	0	2	1	0	2/2	0/1	0/1	32:29	
16	12/14	at BUF	5	15	0	388	65	6.0	91	31	2.9	297	2-20	317	32/	24/	1	4-38.5	3-35	0-0	20	2	2	0	0	0	2/2	-	2/2	31:33	
17	12/21	at OAK	6	14	0	417	60	7.0	143	31	4.6	274	1-9	283	28/	19/	0	4-36.8	3-11	1-0	20	2	0	2	0	0	2/2	-	2/2	28:25	
Totals			11-5	308	187	18	82/209	5,424	998	5.4	1,720	454	3.8	3,704	40-218	3922	504/ 313/	9	66-44.9	110-914	17-11	394	43	20	20	3	0	41/41	1/2	31/36	29:40
WC 12/27 at DEN			[L]	3	9	2	3/10	237	49	4.8	50	14	3.6	187	3-16	203	32/ 18/	1	4-29.5	9-54	1-1	17	2	1	0	1	0	2/2	-	1/1	19:01

JACKSONVILLE JAGUARS 1997 DEFENSE GAME-BY-GAME

Wk.	Date	Opp	FIRST DOWNS			TOT. OFFENSE			RUSHING			PASSING			PUNTS			FUM.			Tot.											
			Run	Pass	Pen	Yards	Plays	Avg.	Yards	Att.	Avg.	Net	Sacks	Gross	Att./	Cmp./	Int.	Avg.	Yards	Lost		Pts.	TD									
1	8/31	BAL	5	16	1	373	61	6.1	72	17	4.2	301	3-21	322	41/	24/	3	3-43.7	3-20	0-0	27	3	0	3	0	0	3/3	-	2/2	28:01		
2	9/7	vs NYG	3	8	2	206	53	3.9	39	16	2.4	167	2-15	182	35/	16/	1	9-45.2	9-79	2-2	13	2	1	1	0	0	1/1	0/1	0/0	20:21		
4	9/22	vs PIT	7	10	2	306	48	6.4	153	30	5.1	153	2-2	155	16/	11/	1	2-39.0	6-82	1-1	21	3	1	2	0	0	3/3	-	0/1#	26:05		
5	9/28	at WAS	7	13	0	336	70	4.8	113	42	2.7	223	4-21	244	24/	16/	1	2-42.5	2-15	2-2	24	3	0	3	0	0	3/3	-	1/2	35:08		
6	10/5	vs CIN	10	6	1	348	61	5.7	148	29	5.1	200	5-32	232	27/	16/	0	5-46.4	11-80	0-0	13	2	2	0	0	0	1/2#	-	0/0	29:23		
7	10/12	vs PHI	4	18	1	393	73	5.4	90	27	3.3	303	4-22	325	42/	27/	1	#5-32.0	8-65	2-1	21	3	0	3	0	0	3/3	-	0/1	36:30		
8	10/19	at DAL	6	15	3	337	67	5.0	99	33	3	238	2-24	262	32/	21/	0	3-44.0	4-40	1-0	26	3	1	2	0	0	2/2	0/1	2/3	33:24		
9	10/26	at PIT ot	8	17	1	439	82	5.4	141	37	3.8	298	3-19	317	42/	25/	1	5-42.6	5-54	3-2	23	3	1	2	0	0	2/2	-	1/1	41:27		
10	11/2	at TEN	6	8	1	302	51	5.9	107	27	4	195	2-16	211	22/	13/	1	3-50.0	9-59	3-1	24	3	2	0	1	0	3/3	-	1/3	26:36		
11	11/9	vs KC	9	13	0	413	85	4.9	148	29	5.1	265	6-49	314	50/	29/	2	4-46.0	6-48	5-3	10	1	0	0	1	0	1/1	-	1/1	36:14		
12	11/16	vs TEN	6	9	2	320	56	5.7	136	33	4.1	184	0-0	184	23/	9/	2	6-42.0	6-37	0-0	9	1	0	1	0	0	0/0	0/1	1/2	27:07		
13	11/23	at CIN	10	13	1	327	73	4.5	124	36	3.4	203	1-8	211	36/	26/	0	6-34.8	5-79	1-0	31	4	2	2	0	0	4/4	-	1/1	35:54		
14	11/30	vs BAL	6	9	2	221	55	4.0	58	22	2.6	163	4-25	188	29/	18/	0	6-43.0	6-71	1-0	27	4	1	2	1	0	3/3	0/1	0/0	24:49		
15	12/7	vs NE	1	14	1	282	57	4.9	55	20	2.9	227	2-7	234	35/	26/	0	4-41.5	5-31	1-0	26	2	0	2	0	0	2/2	-	4/5	27:31		
16	12/14	at BUF	12	10	2	335	76	4.4	143	33	4.3	192	2-18	210	41/	19/	1	4-37.8	0-0	3-2	14	1	1	0	0	0	0/0	1/1	2/2	28:27		
17	12/21	at OAK	7	11	1	300	67	4.5	108	24	4.5	192	6-52	244	37/	24/	0	6-42.0	5-40	1-1	9	1	0	1	0	0	0/0	0/1	1/1	31:35		
Totals			11-5	318	107	190	21	102/226	5,238	1,035	5.1	1,734	455	3.8	3,504	48-331	3835	532/ 320/	14	73-41.9	90-800	26-15	318	39	12	24	3	0	31/32	1/6	17/25	30:20
WC 12/27 at DEN			[L]	28	18	8	2	12/16	511	76	6.7	310	49	6.3	201	3-22	223	24/ 16/	0	3-33.0	9-94	3-2	42	6	5	1	0	0	6/6	-	0/0	40:59

JACKSONVILLE JAGUARS 1996 OFFENSE GAME-BY-GAME

Wk.	Date	Opp	FIRST DOWNS			TOT. OFFENSE			RUSHING			PASSING			PUNTS			FUM.			Tot.	Tot.	T.O.P.											
			Tot	Run	Pass	Pen	DOWN	Yards	Plays	Avg.	Yards	Att.	Avg.	Sacks	Gross	Att./	Cmp./	Int.	Avg.	Yards				Lost	Pts.	TD	Rn	Ps	Rt	Sfty	PAT	2PT	FGs	
1	9/ 1	vs PIT	[W]	22	7	12	3	10/16	313	71	4.4	119	36	3.3	194	4-18	212	31/	20/	2	5-41.4	4-35	1-0	24	3	1	2	0	0	3/3	-	1/1	35:06	
2	9/ 8	vs HOU	[L]	26	7	18	1	1/6	370	61	6.1	72	21	3.4	298	2-4	302	38/	27/	2	1-48.0	6-55	2-1	27	3	1	2	0	0	3/3	-	2/3	31:15	
3	9/15	at OAK	[L]	14	2	9	3	2/13	270	61	4.4	69	21	3.3	201	3-16	217	37/	18/	2	7-36.6	8-58	1-0	3	0	0	0	0	0/0	-	1/1	31:41		
4	9/22	at NE ot	[L]	12	1	11	0	5/14	442	52	8.5	29	11	2.6	413	2-19	432	39/	23/	1	5-40.6	17-148	2-1	25	3	0	3	0	2/2	1/1	1/2	24:58		
5	9/29	vs CAR	[W]	22	10	11	1	8/14	378	68	5.6	179	38	4.7	199	3-15	214	27/	15/	1	6-51.7	13-118	2-1	24	3	2	1	0	0	3/3	-	1/1	34:59	
6	10/ 6	at NO	[L]	22	7	12	3	6/15	382	70	5.5	141	34	4.1	241	1-9	250	35/	28/	0	3-41.0	10-99	3-2	13	1	0	1	0	1/1	-	2/3	37:19		
7	10/13	vs NYJ	[W]	10	2	7	1	5/14	289	51	5.7	72	23	3.1	217	5-31	248	23/	14/	0	7-39.3	15-123	2-0	21	2	0	2	0	1/1	1/1	2/2	26:57		
8	10/20	at STL	[L]	36	10	24	2	11/14	538	87	6.2	118	33	3.5	420	2-1	421	52/	37/	5	0-0.0	3-15	2-1	14	2	2	0	0	2/2	-	0/0	41:34		
9	10/27	at CIN	[L]	19	8	10	1	5/13	338	63	5.4	149	28	5.3	189	4-26	215	31/	18/	2	7-43.6	8-48	2-0	21	3	1	2	0	0	3/3	-	0/0	28:24	
11	11/10	vs BAL	[W]	22	3	17	2	4/12	418	63	6.6	86	20	4.3	332	6-22	354	37/	24/	1	4-49.3	8-65	1-1	30	3	2	1	0	1/1	1/2	3/3	26:27		
12	11/17	at PIT	[L]	20	2	14	4	3/13	239	71	3.4	78	18	4.3	161	6-54	215	47/	28/	2	8-43.4	12-84	5-2	3	0	0	0	0	0/0	-	1/1	33:21		
13	11/24	at BAL ot	[W]	23	5	16	2	9/16	374	75	5.0	82	27	3.0	292	2-14	306	46/	28/	2	4-50.8	13-80	1-0	28	3	1	2	0	2/2	1/1	2/3	35:25		
14	12/ 1	vs CIN	[W]	19	3	16	0	3/11	422	58	7.3	66	23	2.9	356	1-0	356	34/	21/	0	3-51.7	5-44	1-0	30	2	0	1	1	0	1/1	1/1	5/5	27:22	
15	12/ 8	at HOU	[W]	19	8	8	3	6/14	279	63	4.4	114	35	3.3	165	3-7	172	25/	15/	0	3-47.3	2-10	1-1	23	2	2	0	0	2/2	-	3/4	30:44		
16	12/15	vs SEA	[W]	18	7	10	1	5/12	351	60	5.9	133	31	4.3	218	3-13	231	26/	19/	0	3-36.7	2-21	2-0	20	2	0	2	0	2/2	-	2/3	30:35		
17	12/22	vs ATL	[W]	21	8	13	0	4/11	357	64	5.6	143	32	4.5	214	3-8	222	29/	18/	0	3-45.0	1-3	0-0	19	1	1	0	0	1/1	-	4/4	30:43		
Totals				9-7	325	90	208	27	87/208	5,760	1,038	5.5	1,650	431	3.8	4,110	50-257	4,367	557/	353/	20	69-43.7	127-1006	29-10	325	33	13	19	1	0	27/27	5/6	30/36	31:18
WC	12/28	at BUF	[W]	18	5	13	0	7/17	409	70	5.8	184	35	5.3	225	2-14	239	33/	18/	2	5-50.6	6-42	0-0	30	3	1	1	1	0	3/3	-	3/4	33:06	
DIV	1/ 4	at DEN	[W]	22	9	11	2	8/15	443	67	6.6	203	36	5.6	240	2-5	245	29/	18/	0	3-39.7	3-18	0-0	30	3	1	2	0	0	3/3	-	3/3	32:24	
AFC	1/12	at NE	[L]	18	6	12	0	5/14	289	72	4	101	33	3.1	188	1-2	190	38/	20/	2	5-36.4	4-23	3-2	6	0	0	0	0	0/0	-	2/2	-	2/2	34:43

JACKSONVILLE JAGUARS 1996 DEFENSE GAME-BY-GAME

Wk.	Date	Opp	FIRST DOWNS			TOT. OFFENSE			RUSHING			PASSING			PUNTS			FUM.			Tot.	Tot.	T.O.P.											
			Tot	Run	Pass	Pen	DOWN	Yards	Plays	Avg.	Yards	Att.	Avg.	Sacks	Gross	Att./	Cmp./	Int.	Avg.	Yards				Lost	Pts.	TD	Rn	Ps	Rt	Sfty	PAT	2PT	FGs	
1	9/ 1	vs PIT	[W]	13	8	5	0	3-12	187	52	3.6	101	25	4.0	86	4-21	107	23/	12/	1	6-39.5	7-40	2-1	9	0	0	0	0	0/0	-	3/3	24:54		
2	9/ 8	vs HOU	[L]	21	9	10	2	6-11	401	54	7.4	181	31	5.8	220	1-6	226	22/	14/	0	2-43.5	7-60	2-1	34	4	1	3	0	0	4/4	-	2/2	28:45	
3	9/15	at OAK	[L]	18	5	12	1	5-13	331	58	5.7	134	30	4.5	197	1-3	200	27/	18/	2	5-42.4	10-90	3-1	17	2	0	1	1	0	2/2	-	1/1	28:19	
4	9/22	at NE ot	[L]	26	9	14	3	7-17	353	79	4.5	123	31	4.0	230	4-25	255	44/	27/	1	2-38.0	6-30	1-1	28	2	1	1	0	1/2	-	5/6	37:38		
5	9/29	vs CAR	[W]	21	1	14	6	5-13	272	63	4.3	57	21	2.7	215	5-46	261	37/	17/	0	7-43.1	7-41	4-2	14	2	0	2	0	1/2	1/1	0/1	25:01		
6	10/ 6	at NO	[L]	11	3	6	2	3-11	197	47	4.2	36	19	1.9	161	0-0	161	28/	15/	1	6-36.7	10-68	0-0	17	2	1	1	0	2/2	-	1/1	22:41		
7	10/13	vs NYJ	[W]	24	5	15	4	8-17	367	74	5.0	91	30	3.0	276	0-0	276	44/	23/	2	4-48.5	3-25	1-0	17	2	0	2	0	2/2	-	1/2	33:03		
8	10/20	at STL	[L]	9	5	3	1	4-10	204	39	5.2	83	20	4.2	121	2-8	129	17/	9/	1	5-48.6	7-55	2-0	17	2	0	1	1	0	2/2	-	1/1	18:26	
9	10/27	at CIN	[L]	16	5	11	0	9-17	267	67	4.0	60	31	1.9	207	5-42	249	31/	20/	0	6-47.7	5-33	0-0	28	4	2	2	0	4/4	-	0/0	31:36		
11	11/10	vs BAL	[W]	24	9	14	1	4-10	387	67	5.8	152	36	4.2	235	4-18	253	27/	17/	0	5-35.8	6-78	3-3	27	3	0	3	0	3/3	-	2/2	33:33		
12	11/17	at PIT	[L]	15	9	6	0	7-15	198	59	3.4	108	32	3.4	90	2-19	109	25/	7/	1	6-39.8	6-58	1-0	28	4	1	2	1	0	4/4	-	0/1	26:39	
13	11/24	at BAL ot	[W]	29	7	19	3	8-15	460	81	5.7	104	30	3.5	356	1-10	366	50/	31/	0	3-42.3	7-109	2-2	25	2	1	0	1	0	1/1	0/1	4/5	33:41	
14	12/ 1	vs CIN	[W]	27	10	16	1	6-13	485	70	6.9	172	31	5.5	313	0-0	313	39/	23/	2	3-34.3	5-25	0-0	27	3	0	3	0	3/3	-	2/3	32:38		
15	12/ 8	at HOU	[W]	21	7	14	0	5-11	361	62	5.8	74	20	3.7	287	5-21	308	37/	24/	1	3-44.3	4-45	4-3	17	2	1	1	0	2/2	-	1/2	29:16		
16	12/15	vs SEA	[W]	19	8	10	1	6-14	306	62	4.9	159	29	5.5	147	2-9	156	31/	16/	1	4-41.5	5-33	1-0	13	1	0	1	0	1/1	-	2/2	29:25		
17	12/22	vs ATL	[W]	21	10	11	0	7-12	309	58	5.3	146	31	4.7	163	1-9	172	26/	17/	0	4-43.8	2-10	0-0	17	2	1	1	0	2/2	-	1/2	29:17		
Totals				9-7	316	110	181	25	93/211	5,095	993	5.1	1,781	447	4.0	3,314	37-237	3,551	509/	291/	13	71-42.0	97-800	26-14	335	37	9	24	4	0	33/35	1/2	26/34	28:42
WC	12/28	at BUF	[W]	19	5	14	0	5-15	308	68	4.5	92	29	3.2	216	3-30	246	36/	22/	1	5-43.2	6-39	4-2	27	3	1	1	1	0	3/3	-	2/2	26:54	
DIV	1/ 4	at DEN	[W]	21	7	13	1	6-12	351	60	5.9	126	21	6.0	225	1-1	226	38/	25/	0	5-42.6	8-64	1-0	27	4	2	2	0	0	1/2	1/2	0/0	27:36	
AFC	1/12	at NE	[L]	13	6	7	0	2																										

JACKSONVILLE JAGUARS 1995 OFFENSE GAME-BY-GAME

Wk.	Date	Opp	FIRST DOWNS			3 RD			TOT. OFFENSE			RUSHING			PASSING			PUNTS			FUM.			T.O.P.							
			Tot	Run	Pass	Pen	DOWN	Yards	Plays	Avg.	Yards	Att.	Avg.	Net	Sacks	Gross	Att./	Cmp./	Int.	Avg.	Yards	Pen.	Lost		Pts.	TD	Rn	Ps	Rt	Sfty	PAT
1	9/3	HOU	[L]	10	6	4	0	2/12	146	52	2.8	4.6	45	4-24	69	26/10/1	8-43.1	6-30	2-1	3	0	0	0	0	0	0	0	0/0	-	1/2	24:16
2	9/10	CIN	[L]	14	5	8	1	7/17	259	66	3.9	4.1	140	7-39	179	30/12/1	6-41.5	7-59	1-1	17	2	1	1	0	0	0	2/2	-	1/1	29:58	
3	9/17	NYJ	[L]	20	11	6	3	7/17	251	74	3.4	4.2	105	6-33	138	33/15/1	6-46.5	8-44	3-2	10	1	0	1	0	0	0	1/1	-	1/1	27:48	
4	9/24	GB	[L]	13	2	10	1	5/15	201	57	3.5	3.3	125	5-31	156	29/16/0	8-45.4	8-52	0-0	14	2	0	2	0	0	2/2	-	0/0	26:09		
5	10/1	HOU	[W]	16	5	7	4	1/8	219	50	4.4	3.4	151	3-23	174	27/15/1	5-46.2	7-58	2-2	17	2	1	1	0	0	2/2	-	1/1	25:52		
6	10/8	PIT	[W]	17	6	10	1	3/14	267	63	4.2	3.3	171	4-18	189	30/17/0	8-48.5	5-86	1-0	20	2	1	1	0	0	2/2	-	2/2	32:06		
7	10/15	CHI	[L]	26	7	16	3	6/13	409	72	5.7	5.3	288	1-14	302	48/30/1	1-55.0	8-51	0-0	27	3	0	3	0	0	3/3	-	2/4	31:10		
8	10/22	CLE	[W]	24	12	9	3	12/17	315	74	4.3	3.5	156	1-8	164	28/16/1	3-37.0	10-64	2-1	23	3	1	1	1	0	2/3	-	1/1	32:24		
9	10/29	PIT	[L]	14	4	9	1	2/14	229	60	3.8	4.2	145	7-44	189	33/18/0	9-41.0	8-67	2-1	7	1	0	1	0	0	1/1	-	0/0	28:36		
11	11/12	SEA	[L]	19	10	6	3	2/7	266	51	5.2	5.8	105	3-16	121	20/13/1	3-46.3	9-75	2-1	30	3	2	1	0	0	3/3	-	3/3	25:57		
12	11/19	TB	[L]	19	6	12	1	5/13	350	59	5.9	3.8	263	3-10	273	33/24/1	6-41.8	6-42	1-0	16	2	1	1	0	0	1/1	0/1	1/1	31:00		
13	11/26	CIN	[L]	18	4	13	1	4/12	295	58	5.1	3.9	217	4-28	245	34/18/1	4-46.0	8-104	4-1	13	1	0	1	0	0	1/1	-	2/4	30:26		
14	12/3	DEN	[L]	13	2	11	0	3/12	260	52	5.0	3.3	191	3-7	198	28/15/1	5-43.2	10-67	1-1	23	3	0	1	2	0	2/2	0/1	1/1	28:43		
15	12/10	IND	[L]	27	7	16	4	7/13	424	66	6.4	5.0	298	2-14	312	39/26/1	2-42.5	6-55	1-1	31	4	1	3	0	0	4/4	-	1/2	31:18		
16	12/17	DET	[L]	15	7	6	2	5/11	235	51	4.6	5.5	126	3-34	160	28/13/4	3-45.3	8-67	1-1	0	0	0	0	0	0	0/0	-	0/1	23:59		
17	12/24	CLE	[W]	18	6	11	1	3/10	373	57	6.5	3.9	268	1-7	275	29/17/0	5-38.0	7-49	0-0	24	2	1	1	0	0	1/1	1/1	3/3	28:08		
Totals				4-12 283	100	154	29	74/205	4,495	962	4.7	4.2	2,790	57-354	3,144	495/275/15	82-43.8	121-970	23-13	275	31	9	19	3	0	27/28	1/3	20/27	28:37		

JACKSONVILLE JAGUARS 1995 DEFENSE GAME-BY-GAME

Wk.	Date	Opp	FIRST DOWNS			3 RD			TOT. OFFENSE			RUSHING			PASSING			PUNTS			FUM.			T.O.P.					
			Tot	Run	Pass	Pen	DOWN	Yards	Plays	Avg.	Yards	Att.	Avg.	Net	Sacks	Gross	Att./	Cmp./	Int.	Avg.	Yards	Pen.	Lost		Pts.	TD	Rn	Ps	Rt
1	9/3	HOU	[L]	14	8	6	0	6/16	240	64	3.8	3.9	80	0-0	80	23/13/0	9-44.4	10-69	3-1	10	1	0	1	0	0	1/1	-	1/1	35:44
2	9/10	CIN	[L]	17	5	11	1	6/14	346	63	5.5	3.9	228	3-19	247	30/20/0	4-40.3	6-49	2-2	24	3	1	2	0	0	3/3	-	1/2	30:02
3	9/17	NYJ	[L]	23	3	18	2	7/15	375	69	5.4	3.0	296	0-0	296	43/27/1	5-39.0	5-46	0-0	27	3	0	3	0	0	3/3	-	2/2	32:12
4	9/24	GB	[L]	16	5	10	1	9/16	322	61	5.3	4.4	193	2-9	202	30/20/1	4-49.0	9-70	2-0	24	3	1	2	0	0	3/3	-	1/2	33:51
5	10/1	HOU	[W]	19	9	9	1	11/19	297	77	3.9	3.3	206	2-19	225	47/27/1	4-44.8	7-70	3-2	16	1	0	1	0	0	1/1	-	3/4	34:08
6	10/8	PIT	[W]	16	4	9	3	3/13	350	58	6.0	3.0	282	0-0	282	35/19/0	5-42.0	5-35	3-1	16	1	0	1	0	0	1/1	-	3/3	27:54
7	10/15	CHI	[L]	23	9	13	1	8/14	380	62	6.1	4.1	245	0-0	245	29/17/0	1-29.0	4-46	0-0	30	3	0	3	0	0	3/3	-	3/3	28:50
8	10/22	CLE	[W]	20	3	14	3	6/12	387	59	6.6	3.7	298	1-1	299	34/20/2	2-40.5	6-66	2-2	15	1	0	1	0	0	0/0	0/1	3/3	27:36
9	10/29	PIT	[L]	20	9	9	2	3/10	316	58	5.4	4.2	178	0-0	178	25/17/0	6-37.2	6-59	2-1	24	3	1	2	0	0	3/3	-	1/1	31:24
11	11/12	SEA	[L]	26	12	12	2	8/14	481	73	6.6	6.2	235	2-9	244	31/18/1	3-48.0	10-129	1-0	47	6	4	2	0	1	6/6	-	1/1	34:05
12	11/19	TB	[L]	17	11	5	1	2/9	246	54	4.6	4.4	101	1-2	103	20/9/0	6-45.5	2-20	0-0	17	2	2	0	0	0	2/2	-	1/1	29:00
13	11/26	CIN	[L]	21	7	12	2	6/13	323	66	4.9	4.2	210	0-0	210	39/19/3	4-42.8	14-98	0-0	17	2	1	1	0	0	2/2	-	1/1	29:34
14	12/3	DEN	[L]	20	7	13	0	8/13	397	67	5.9	3.4	286	0-0	286	34/22/1	3-29.0	2-10	2-2	31	4	0	4	0	0	4/4	-	1/1	31:17
15	12/10	IND	[L]	15	9	6	0	8/13	219	52	4.2	2.6	128	1-1	129	16/9/0	2-43.0	6-72	0-0	41	5	2	2	1	0	5/5	-	2/2	28:42
16	12/17	DET	[L]	28	11	13	4	7/14	386	71	5.4	3.8	230	2-3	233	28/19/0	1-28.0	3-51	1-1	44	5	3	2	0	0	5/5	-	3/3	36:01
17	12/24	CLE	[W]	26	9	17	0	9/17	450	76	5.9	4.8	316	3-9	325	45/28/3	2-50.5	7-70	1-1	21	3	2	1	0	0	3/3	-	0/1	31:52
Totals				4-12 320	121	177	22	107/222	5,515	1,030	5.4	4.0	3,512	17-72	3,584	509/304/13	61-42.0	102-958	22-11	404	46	17	28	1	0	45/45	0/1	27/31	31:23



JAGUARS RECORD BOOK

REGULAR SEASON WEEK 12 AT ARIZONA CARDINALS

TEAM RECORDS

SCORING

MOST POINTS SCORED IN A GAME

vs. Indianapolis (W, 51-16, 12/13/15)	51
vs. Oakland (W, 49-11, 12/23/07)	49
vs. Cleveland (W, 48-0, 12/3/00)	48
at Baltimore (W, 45-19, 11/1/98)	45
vs. Baltimore (W, 44-7, 9/24/17)	44
vs. Arizona (W, 44-10, 12/10/00)	44
vs. Indianapolis (W, 44-17, 12/10/06)	44

MOST POINTS SCORED - FIRST QUARTER

vs. Philadelphia (W, 38-21, 10/12/97)	21
vs. Tennessee (W, 40-13, 1/1/06)	17
vs. Tennessee (W, 30-24, 11/2/97)	17
at Baltimore (L, 36-39, 9/10/00)	17
at New Orleans (L, 24-41, 11/4/07)	17

MOST POINTS SCORED - SECOND QUARTER

at Baltimore (W, 45-19, 11/1/98)	28
vs. Tampa Bay (W, 41-14, 12/11/11)	28
vs. Buffalo (W, 34-31, 10/25/15)	27
at Detroit (W, 38-14, 11/9/08)	21
vs. Pittsburgh (W, 21-3, 9/9/01)	21

MOST POINTS SCORED - FIRST HALF

at Baltimore (W, 45-19, 11/1/98)	42
vs. Tampa Bay (W, 41-14, 12/11/11)	28
vs. N.Y. Jets (W, 41-0, 10/8/06)	28
vs. Oakland (W, 49-11, 12/23/07)	28

MOST POINTS SCORED - THIRD QUARTER

vs. Cleveland (W, 48-0, 12/3/00)	21
vs. Tennessee (W, 37-7, 11/5/06)	17
at Pittsburgh (W, 34-24, 11/19/00)	17

MOST POINTS SCORED - FOURTH QUARTER

vs. N.Y. Giants (W, 40-13, 9/7/97)	17
vs. Buffalo (W, 36-14, 11/25/07)	17
vs. Oakland (W, 49-11, 12/23/07)	14
vs. Houston (W, 31-24, 11/14/10)	14
vs. Philadelphia (W, 28-25, 10/6/02)	14
vs. Miami (W, 28-21, 10/12/98)	14

MOST POINTS SCORED - SECOND HALF

vs. Cleveland (W, 48-0, 12/3/00)	28
vs. New Orleans (W, 41-23, 11/21/99)	24
at Pittsburgh (W, 30-9, 10/8/17)	23
vs. Oakland (W, 49-11, 12/23/07)	21
at Dallas (W, 35-17, 10/31/10)	21

FEWEST POINTS ALLOWED

vs. Cincinnati (W, 13-0, 9/17/00)	0
vs. Cleveland (W, 48-0, 12/3/00)	0
vs. Houston (W, 27-0, 12/7/03)	0
vs. Pittsburgh (W, 9-0, 9/18/06)	0
vs. New York Jets (W, 41-0, 10/8/06)	0
at Indianapolis (W, 27-0, 10/22/17)	0

LARGEST MARGIN OF VICTORY

vs. Cleveland (W, 48-0, 12/3/00)	48
vs. N.Y. Jets (W, 41-0, 10/8/06)	41
vs. San Francisco (W, 41-3, 9/12/99)	38
vs. Oakland (W, 49-11, 12/23/07)	38
vs. Baltimore (W, 44-7, 9/24/17)	37

MOST TOUCHDOWNS

vs. Oakland (W, 49-11, 12/23/07)	7
vs. Indianapolis (W, 51-16, 12/13/15)	7
at Baltimore (W, 45-19, 11/1/98)	6
vs. Cleveland (W, 48-0, 12/3/00)	6
vs. Tampa Bay (W, 41-14, 12/11/11)	6
at Tennessee (L, 39-42, 12/6/15)	6

BIGGEST COMEBACK VICTORY BY POINTS TRAILED

vs. New York Giants (25-24, 11/30/14)	21
at Baltimore (28-25, 11/24/96)	15
vs. Baltimore (30-27, 11/10/96)	14
vs. Tampa Bay (41-14, 12/11/11)	14
vs. Denver (27-24, 12/13/99)	14
vs. Indianapolis (28-23, 11/9/03)	13
at Chicago (17-16, 10/16/16)	13
at Tennessee (27-22, 9/27/09)	12

OFFENSE & DEFENSE

MOST NET YARDS

at St. Louis (L, 14-17, 10/20/96)	538
vs. Baltimore (W, 24-10, 9/20/98)	519
at Indianapolis (W, 27-0, 10/22/17)	518
vs. New Orleans (W, 41-23, 11/21/99)	494
vs. St. Louis (W, 23-20 OT, 10/18/09)	492

FEWEST NET YARDS ALLOWED

vs. Cleveland (W, 48-0, 12/3/00)	53
at Tennessee (L, 17-24, 12/17/06)	98
vs. Houston (W, 27-0, 12/7/03)	124
vs. Baltimore (W, 12-7, 10/24/11)	146
vs. Cincinnati (W, 23-7, 11/5/17)	148

LARGEST TIME OF POSSESSION

at Tennessee (L, 17-24, 12/17/06)	44:22
vs. St. Louis (W, 23-20 OT, 10/18/09)	42:12
vs. Detroit (W, 23-17 OT, 11/14/04)	41:44
at Indianapolis (W, 23-21, 9/21/09)	41:35
at St. Louis (L, 14-17, 10/20/96)	41:34

MOST INTERCEPTIONS

at Pittsburgh (W, 30-9, 10/8/17)	5
at Dallas (W, 35-17, 10/31/10)	4
18 times (last: W, 41-14, 12/11/11 vs. T.B.)	3

MOST INTERCEPTION YARDS

at Tennessee (W, 37-7, 11/5/06)	110
at Pittsburgh (W, 30-9, 10/8/17)	103
vs. San Francisco (W, 41-3, 9/12/99)	93
at Indianapolis (W, 23-21, 9/21/08)	88
vs. Pittsburgh (L, 21-26, 10/5/08)	72
at Cincinnati (W, 41-10, 10/31/99)	69

MOST FIRST DOWNS

vs. St. Louis (L, 14-17, 10/20/96)	36
vs. St. Louis (W, 23-20 OT, 10/18/09)	33
vs. New Orleans (W, 41-23, 11/21/99)	30
vs. Cincinnati (W, 24-7, 1/2/00)	30
at Houston (W, 38-20, 12/24/05)	30

FEWEST FIRST DOWNS ALLOWED

vs. Cleveland (W, 48-0, 12/3/00)	2
at Tennessee (L, 17-24, 12/17/06)	5
vs. Houston (W, 27-0, 12/7/03)	7
vs. Cincinnati (W, 23-7, 11/5/17)	8
at St. Louis (L, 14-17, 10/20/96)	8
vs. Baltimore (W, 30-3, 11/13/05)	8

MOST PENALTIES

vs. Denver (L, 7-20, 10/2/05)	15
vs. Minnesota (L, 16-25, 12/11/16)	14
at San Diego (L, 14-38, 9/18/16)	14
vs. Oakland (L, 16-33, 10/23/16)	13
at Indianapolis (L, 13-16 OT, 10/4/15)	13
vs. Green Bay (L, 21-28, 12/3/01)	13

MOST PENALTY YARDS

at Indianapolis (L, 13-16 OT, 10/4/15)	145
vs. Denver (L, 7-20, 10/2/05)	119
vs. Indianapolis (L, 10-27, 11/8/12)	115
vs. Minnesota (L, 16-25, 12/11/16)	114
at New England (L, 17-51, 9/27/15)	114

FEWEST PENALTIES

vs. Pittsburgh (L, 23-25, 12/1/02)	0
vs. Cleveland (W, 27-7, 9/3/00)	1
vs. Indianapolis (W, 19-13, 1/1/12)	1
at New England (L, 7-35, 12/27/09)	1
at Pittsburgh (W, 29-22, 12/16/07)	1
vs. Buffalo (W, 36-14, 11/25/07)	1

MOST DEFENSIVE TAKEAWAYS

vs. Tampa Bay (W, 41-14, 12/11/11)	7
at Pittsburgh (W, 30-9, 10/8/17)	5
vs. Kansas City (W, 24-10, 11/9/97)	5
at Baltimore (W, 45-19, 11/1/98)	5
vs. San Francisco (W, 41-3, 9/12/99)	5
at Pittsburgh (W, 34-24, 11/19/00)	5
at Green Bay (W, 28-25, 12/19/04)	5
vs. Seattle (W, 26-14, 9/11/05)	5

MOST FORCED FUMBLES

vs. Tampa Bay (W, 41-14, 12/11/11)	6
at Cleveland (W, 19-7, 11/19/17)	5
at Indianapolis (L, 3-23, 11/23/14)	5
vs. Baltimore (L, 21-24, 11/25/01)	4
vs. Miami (L, 10-14, 12/13/09)	4
vs. Houston (W, 38-20, 12/24/05)	4

MOST FUMBLE RECOVERIES

vs. Tampa Bay (W, 41-14, 12/11/11)	4
at Baltimore (W, 45-19, 11/1/98)	4
11 times (last: W, 19-7, 11/19/17 at Cleveland)	3

MOST FUMBLE RETURN YARDS

at Cincinnati (W, 34-17, 11/29/98)	90
at Baltimore (W, 45-19, 11/1/98)	83
at N.Y. Jets (L, 20-23 OT, 10/1/17)	81
vs. Houston (W, 37-17, 10/14/07)	77
vs. Green Bay (L, 21-28, 12/3/01)	60
at Houston (W, 29-7, 9/10/17)	53

MOST DEFENSIVE SACKS

at Houston (W, 29-7, 9/10/17)	10
at Indianapolis (W, 27-0, 10/22/17)	10
at Atlanta (W, 30-7, 11/7/99)	9
vs. Atlanta (W, 13-7, 9/16/07)	7
at Detroit (W, 38-14, 11/9/08)	7
Nine times (last: W vs. IND, 30-27, 10/2/16)	6

CAREER RECORDS

SERVICE

SEASONS

Brad Meester (2000-13)	14
MARCEDES LEWIS (2006-17)	12
Josh Scobee (2004-14)	11
Fred Taylor (1998-2008)	11
Jimmy Smith (1995-2005)	11
Rashean Mathis (2003-12)	10
Rob Meier (2000-08)	10
Greg Jones (2004-12)	9
Daryl Smith (2004-12)	9
David Garrard (2002-10)	9
Maurice Williams (2001-09)	9
Paul Spicer (2000-08)	9
Donovin Darius (1998-2006)	9
Mark Brunell (1995-2003)	9
Maurice Jones-Drew (2006-13)	8
Vince Manuwai (2003-10)	8
John Henderson (2002-09)	8
Joe Zelenka (2001-08)	8
Kyle Brady (1999-2006)	8
Tony Brackens (1996-2003)	8
Tony Boselli (1995-2001)	8
Mike Hollis (1995-2001)	8

GAMES PLAYED

Brad Meester (2000-13)	209
Jimmy Smith (1995-2005)	171
Josh Scobee (2004-14)	168
MARCEDES LEWIS (2006-17)	164
Fred Taylor (1998-2008)	140
Rob Meier (2000-08)	138
Rashean Mathis (2003-12)	137
Joe Zelenka (2001-08)	128
Daryl Smith (2004-12)	126
John Henderson (2002-09)	124

CONSECUTIVE GAMES PLAYED

Joe Zelenka (2001-08)	128
Josh Scobee (2007-14)	119
Tyson Alualu (2010-15)	96
Bryan Barker (1995-2000)	96
Brad Meester (2000-05)	92
Brad Meester (2008-13)	89
Jimmy Smith (1995-2000)	88
Marcus Stroud (2001-06)	86
John Henderson (2002-06)	82
Mike Hollis (1995-2000)	82

GAMES STARTED

Brad Meester (2000-13)	209
Jimmy Smith (1995-2005)	150
MARCEDES LEWIS (2006-17)	150
Fred Taylor (1998-2008)	136
Rashean Mathis (2003-12)	129
Daryl Smith (2004-12)	124
John Henderson (2002-09)	120
Mark Brunell (1995-2003)	117
Donovin Darius (1998-2006)	115
Kyle Brady (1999-2006)	110

CONSECUTIVE GAMES STARTED

Brad Meester (Sept. 3, 2000-Dec. 4, 2005)	92
Brad Meester (Oct. 26, 2008-Dec. 22, 2013)	89
Rashean Mathis (Sept. 7, 2003-Nov. 25, 2007)	74
Vince Manuwai (Nov. 30, 2003-Dec. 23, 2007)	68
Marcus Stroud (Sept. 8, 2002-Oct. 1, 2006)	68
Tyson Alualu (Sept. 12, 2011-Dec. 29, 2013)	64
Maurice Williams (Sept. 7, 2003-Dec. 31, 2006)	64
Chris Naeole (Sept. 8, 2002-Dec. 24, 2005)	63
Uche Nwaneri (Oct. 4, 2009-Dec. 23, 2012)	60
Kevin Hardy (Dec. 21, 1997-Nov. 18, 2001)	58

SCORING

POINTS

Josh Scobee (2004-14)	1,022
Mike Hollis (1995-2001)	764
Maurice Jones-Drew (2006-13)	486
Fred Taylor (1998-2008)	424
Jimmy Smith (1995-2005)	418
Jason Myers (2015-17)	268
James Stewart (1995-99)	228
MARCEDES LEWIS (2006-17)	198
Keenan McCardell (1996-2001)	190
Stacey Mack (1999-2002)	120

CONSECUTIVE GAMES SCORING

Mike Hollis (Dec. 24, 1995-Sept. 10, 2000)	67
Josh Scobee (Jan. 2, 2005-Oct. 4, 2009)	61
Josh Scobee (Oct. 18, 2009-Oct. 28, 2012)	50
Jason Myers (Sept. 13, 2015-Oct. 15, 2017)	38
Josh Scobee (Sept. 15, 2013-Dec. 28, 2014)	31
Mike Hollis (Oct. 16, 2000-Dec. 30, 2001)	25
Seth Marler (Sept. 7, 2003-Dec. 28, 2003)	16
Josh Scobee (Sept. 12-Dec. 19, 2004)	14
Mike Hollis (Sept. 3-Dec. 10, 1995)	14
Several players tied	8

TOUCHDOWNS

Maurice Jones-Drew (2006-13)	81
Fred Taylor (1998-2008)	70
Jimmy Smith (1995-2005)	69
James Stewart (1995-99)	38
MARCEDES LEWIS (2006-17)	33
Keenan McCardell (1996-2001)	30
ALLEN ROBINSON (2014-17)	22
ALLEN HURNS (2014-17)	21
Stacey Mack (1999-2002)	20
Reggie Williams (2004-08)	18
David Garrard (2002-10)	17

CONSECUTIVE GAMES SCORING TD

Fred Taylor (Sept. 20-Nov. 22, 1998)	8
MAURICE JONES-DREW (Nov. 12-Dec. 31, 2006)	8
ALLEN HURNS (Sept. 27-Nov. 15, 2015)	7
Fred Taylor (Nov. 12-Dec. 23, 2000)	7
LEONARD FOURNETTE (Sept. 10-Oct. 15, 2017)	6
ALLEN ROBINSON (Nov. 29-Dec. 27, 2015)	5
Maurice Jones-Drew (Oct. 18-Nov. 22, 2009)	5
Maurice Jones-Drew (Nov. 4-Dec. 2, 2007)	5
MARCEDES LEWIS (Dec. 1-22, 2013)	4
Several players tied	4

FIELD GOALS MADE

Josh Scobee (2004-14)	235
Mike Hollis (1995-2001)	175
Jason Myers (2015-17)	64
Seth Marler (2003)	20
John Carney (2007)	9
Tim Seder (2002)	8
JOSH LAMBO (2017)	9
Danny Boyd (2002)	5
Hayden Epstein (2002)	5
Steve Lindsey (1999-2000)	5
Richie Cunningham (2002)	1

CONSECUTIVE FIELD GOALS MADE

Josh Scobee (Nov. 27, 2011-Nov. 4, 2012)	20
Mike Hollis (Nov. 1, 1998-Sept. 19, 1999)	20
Jason Myers (Nov. 15, 2015-Sept. 11, 2016)	16
Mike Hollis (Oct. 12-Nov. 30, 1997)	16
Josh Scobee (Sept. 11-Nov. 13, 2011)	15
Josh Scobee (Oct. 1-Nov. 26, 2006)	15
Josh Scobee (Dec. 23, 2012-Nov. 10, 2013)	14
Josh Scobee (Sept. 12-Nov. 14, 2010)	14
Mike Hollis (Sept. 3-Oct. 29, 2000)	13

CONSECUTIVE GAMES SCORING FG

Josh Scobee (Nov. 14, 2010-Oct. 24, 2011)	15
Josh Scobee (Oct. 29, 2006-Dec. 16, 2007)	13
Mike Hollis (Sept. 12-Nov. 21, 1999)	10
Josh Scobee (Nov. 24, 2013-Sept. 21, 2014)	9
Josh Scobee (Sept. 15-Nov. 10, 2013)	8
Josh Scobee (Jan. 3-Oct. 24, 2010)	8
Josh Scobee (Nov. 13, 2005-Jan. 1, 2006)	8
Seth Marler (Sept. 7-Nov. 2, 2003)	8
Mike Hollis (Dec. 24, 1995-Oct. 13, 1996)	8

FIELD GOAL PERCENTAGE (MIN. 25 FGA)

Jason Myers (2015-17)	81.0
Josh Scobee (2004-14)	80.8
Mike Hollis (1995-2001)	80.6
Seth Marler (2003)	60.6

EXTRA POINTS MADE

Josh Scobee (2004-14)	317
Mike Hollis (1995-2001)	239
Jason Myers (2015-17)	76
Seth Marler (2003)	30
John Carney (2007)	20
Hayden Epstein (2002)	13
Tim Seder (2002)	11
Danny Boyd (2002)	7
JOSH LAMBO (2017)	6
Steve Lindsey (1999-2000)	5
Richie Cunningham (2002)	2

EXTRA-POINT PERCENTAGE (MIN. 25 XPA)

Seth Marler (2003)	100.0
Mike Hollis (1995-2001)	98.8
Josh Scobee (2004-14)	98.4
Jason Myers (2015-17)	86.4

LONGEST FIELD GOALS

Josh Scobee (Oct. 3, 2010 vs. Ind.)	59
Jason Myers (Sept. 20, 2015 vs. Mia.)	58
Josh Lambo (Nov. 5, 2017 vs. Cin.)	56
Jason Myers (Dec. 24, 2016 vs. Ten.)	56
Josh Scobee (Dec. 15, 2013 vs. Buf.)	55
Josh Scobee (Sept. 18, 2011 at NYJ)	55
Jason Myers (Nov. 13, 2016 vs. Hou.)	54
Josh Scobee (Oct. 24, 2011 vs. Bal.)	54

CONSECUTIVE EXTRA POINTS MADE

Mike Hollis (Oct. 22, 1995-Dec. 9, 2001)	220
Josh Scobee (Nov. 8, 2009-Jan. 1, 2012)	82
Josh Scobee (Sept. 12, 2004-Jan. 1, 2006)	59
Josh Scobee (Dec. 16, 2007-Nov. 1, 2009)	58
Josh Scobee (Sept. 10, 2006-Dec. 16, 2007)	55
Josh Scobee (Sept. 16, 2012-Dec. 22, 2013)	39
Seth Marler (Sept. 7-Dec. 28, 2003)	30

CAREER RECORDS


PASSING

PASSING YARDS

Mark Brunell (1995-2003)	25,698
David Garrard (2002-10).....	16,003
BLAKE BORTLES (2014-17)	13,325
Byron Leftwich (2003-06)	9,042
CHAD HENNE (2012-17)	5,817
Blaine Gabbert (2011-13).....	4,357
Quinn Gray (2005-07).....	1,252
Steve Beuerlein (1995).....	952
Jonathan Quinn (1998-2001).....	748
Jamie Martin (1998-2000).....	662

CONSECUTIVE PASS COMPLETIONS

David Garrard (Nov. 14-21, 2010)	17
Byron Leftwich (Oct. 17-24, 2004)	15
Mark Brunell (Sept. 7, 2003 at Car.).....	13
Mark Brunell (Oct. 6, 1996 at N.O.).....	13



LONGEST PASS COMPLETIONS

BLAKE BORTLES (Dec. 27, 2015 at N.O.)	90t
Byron Leftwich (Sept. 28, 2003 at Hou.)	84t
CHAD HENNE (Nov. 18, 2012 at Hou.)	81t
BLAKE BORTLES (Dec. 13, 2015 vs. Ind.)	80t
Blaine Gabbert (Sept. 23, 2012 at Ind.)	80t
Quinn Gray (Nov. 4, 2007 at N.O.)	80t
Mark Brunell (Sept. 15, 2002 at K.C.).....	79t
Mark Brunell (Nov. 1, 1998 at Bal.).....	78t
David Garrard (Nov. 21, 2010 vs. Cle.)	75
Mark Brunell (Nov. 9, 1997 vs. K.C.).....	75

AVG. GAIN PER ATTEMPT (MIN. 200 ATTEMPTS)

Mark Brunell (1995-2003)	7.11
David Garrard (2002-10).....	7.02
Quinn Gray (2005-07).....	6.96
Byron Leftwich (2003-06)	6.73
Steve Beuerlein (1995).....	6.70
BLAKE BORTLES (2014-17)	6.60
CHAD HENNE (2012-17)	6.54
Jonathan Quinn (1998-2001).....	5.98
Blaine Gabbert (2011-13).....	5.61

PASS ATTEMPTS

Mark Brunell (1995-2003)	3,616
David Garrard (2002-10).....	2,281
BLAKE BORTLES (2014-17)	2,021
Byron Leftwich (2003-06)	1,344
CHAD HENNE (2012-17)	891
Blaine Gabbert (2011-13).....	777
Quinn Gray (2005-07).....	180
Steve Beuerlein (1995).....	142
Jonathan Quinn (1998-2001).....	125
Jay Fiedler (1999).....	94

TOUCHDOWN PASSES

Mark Brunell (1995-2003)	144
David Garrard (2002-10).....	89
BLAKE BORTLES (2014-17)	81
Byron Leftwich (2003-06)	51
CHAD HENNE (2012-17)	27
Blaine Gabbert (2011-13).....	22
Quinn Gray (2005-07).....	12
Jamie Martin (1998-2000).....	4
Steve Beuerlein (1995).....	4
Jonathan Quinn (1998-2001).....	3

INTERCEPTIONS THROWN

Mark Brunell (1995-2003)	86
BLAKE BORTLES (2014-17)	58
David Garrard (2002-10).....	54
Byron Leftwich (2003-06)	36
CHAD HENNE (2012-17)	26
Blaine Gabbert (2011-13).....	24
Steve Beuerlein (1995).....	7
Quinn Gray (2005-07).....	5
Luke McCown (2009-11).....	4
Jonathan Quinn (1998-2001).....	4

INTERCEPTION % (MIN. 125 ATTEMPTS)

David Garrard (2002-10).....	2.37
Mark Brunell (1995-2003)	2.38
Byron Leftwich (2003-06)	2.68
Quinn Gray (2005-07).....	2.78
BLAKE BORTLES (2014-17)	2.90
CHAD HENNE (2012-17)	2.92
Blaine Gabbert (2011-13).....	3.09

LONGEST PASSING TOUCHDOWNS

BLAKE BORTLES (Dec. 27, 2015 at N.O.)	90
Byron Leftwich (Sept. 28, 2003 at Hou.)	84
CHAD HENNE (Nov. 18, 2012 at Hou.)	81
BLAKE BORTLES (Dec. 13, 2015 vs. Ind.)	80
Blaine Gabbert (Sept. 23, 2012 at Ind.)	80
Quinn Gray (Nov. 4, 2007 at N.O.)	80
Mark Brunell (Sept. 15, 2002 at K.C.).....	79
Mark Brunell (Nov. 1, 1998 at Bal.).....	78
Blaine Gabbert (Oct. 9, 2011 vs. Cin.)	74

300-YARD PASSING GAMES

Mark Brunell (1995-2003)	22
BLAKE BORTLES (2014-17)	13
David Garrard (2002-10).....	6
CHAD HENNE (2012-17)	5
Byron Leftwich (2003-06)	4
Quinn Gray (2003-07).....	2

400-YARD PASSING GAMES

Mark Brunell (1995-2003)	2
--------------------------------	---

PASS COMPLETIONS

Mark Brunell (1995-2003)	2,184
David Garrard (2002-10).....	1,406
BLAKE BORTLES (2014-17)	1,187
Byron Leftwich (2003-06)	789
CHAD HENNE (2012-17)	513
Blaine Gabbert (2011-13).....	414
Quinn Gray (2005-07).....	101
Steve Beuerlein (1995).....	71
Jonathan Quinn (1998-2001).....	66
Jay Fiedler (1999).....	61

CONSECUTIVE GAMES WITH TD PASS

Blake Bortles (Sept. 13-Dec. 27, 2015).....	15
Mark Brunell (Oct. 7, 2001-Sept. 15, 2002).....	14
Byron Leftwich (Nov. 30, 2003-Oct. 24, 2004).....	12
BLAKE BORTLES (Sept. 11-Nov. 27, 2016)	11
Mark Brunell (Oct. 22-Dec. 23, 2000)	9
David Garrard (Dec. 17, 2006-Oct. 14, 2007)	8
Byron Leftwich (Sept. 25-Nov. 20, 2005)	8
Mark Brunell (Oct. 19-Dec. 7, 1997).....	8
Mark Brunell (Sept. 17-Nov. 12, 1995).....	8
<i>Two players tied</i>	7

CONSECUTIVE GAMES WITH NO INTs

David Garrard (Sept. 9-Nov. 25, 2007)	8
David Garrard (Dec. 11, 2005-Nov. 5, 2006)	6
Mark Brunell (Oct. 11-Nov. 14, 1999)	5
Mark Brunell (Dec. 1, 1996-Sept. 22, 1997)	5
<i>Several players tied</i>	4

CONSECUTIVE PASSES WITH NO INTs

David Garrard (Sept. 9-Nov. 25, 2007)	209
David Garrard (Dec. 4, 2005-Nov. 12, 2006)	175
Mark Brunell (Nov. 24, 1996-Sept. 28, 1997).....	172
David Garrard (Nov. 22-Dec. 17, 2009)	155
Mark Brunell (Oct. 3-Nov. 21, 1999).....	148

PASSER RATING (MIN. 200 ATTEMPTS)

David Garrard (2002-10).....	85.8
Mark Brunell (1995-2003)	85.4
Byron Leftwich (2003-06)	80.5
BLAKE BORTLES (2014-17)	79.9
CHAD HENNE (2012-17)	75.4
Blaine Gabbert (2011-13).....	66.4

COMPLETION % (MIN. 125 ATTEMPTS)

David Garrard (2002-10).....	61.64
Mark Brunell (1995-2003)	60.40
Byron Leftwich (2003-06)	58.71
BLAKE BORTLES (2014-17)	58.70
CHAD HENNE (2012-17)	57.71
Quinn Gray (2005-07).....	56.11
Blaine Gabbert (2011-13).....	53.28
Jonathan Quinn (1998-2001).....	52.80
Steve Beuerlein (1995).....	50.00



CAREER RECORDS

RUSHING

RUSHING YARDS

Fred Taylor (1998-2008).....	11,271
Maurice Jones-Drew (2006-13).....	8,071
James Stewart (1995-99).....	2,951
Mark Brunell (1995-2003).....	2,219
David Garrard (2002-10).....	1,746
Stacey Mack (1999-2002).....	1,498
T.J. YELDON (2015-17).....	1,394
Natrone Means (1996-97).....	1,330
Denard Robinson (2013-16).....	1,058
Rashad Jennings (2009-12).....	944

RUSHING ATTEMPTS

Fred Taylor (1998-2008).....	2,428
Maurice Jones-Drew (2006-13).....	1,804
James Stewart (1995-99).....	765
Mark Brunell (1995-2003).....	429
Natrone Means (1996-97).....	396
David Garrard (2002-10).....	380
Stacey Mack (1999-2002).....	372
T.J. YELDON (2015-17).....	340
Greg Jones (2004-12).....	270
Denard Robinson (2013-16).....	263

RUSHING TOUCHDOWNS

Maurice Jones-Drew (2006-13).....	68
Fred Taylor (1998-2008).....	62
James Stewart (1995-99).....	33
Stacey Mack (1999-2002).....	19
David Garrard (2002-10).....	17
Mark Brunell (1995-2003).....	14
Natrone Means (1996-97).....	11
Greg Jones (2004-12).....	10
Byron Leftwich (2003-06).....	8
Several players tied.....	7

CONSECUTIVE GAMES WITH RUSHING TD

Maurice Jones-Drew (Nov. 12-Dec. 31, 2006).....	8
Maurice Jones-Drew (Oct. 18-Nov. 22, 2009).....	5
Maurice Jones-Drew (Nov. 11-Dec. 2, 2007).....	4
Fred Taylor (Dec. 3-23, 2000).....	4
Fred Taylor (Dec. 13, 1999-Jan. 2, 2000).....	4
James Stewart (Nov. 21-Dec. 13, 1999).....	4
Fred Taylor (Nov. 1-22, 1998).....	4
Natrone Means (Nov. 9-30, 1997).....	4

RUSHING AVERAGE (MIN. 100 ATTEMPTS)

BLAKE BORTLES (2014-17).....	6.38
Mark Brunell (1995-2003).....	5.17
Fred Taylor (1998-2008).....	4.64
David Garrard (2002-10).....	4.59
Maurice Jones-Drew (2006-13).....	4.47
Rashad Jennings (2009-12).....	4.21
Jordan Todman (2012-14).....	4.05
Stacey Mack (1999-2002).....	4.03
Denard Robinson (2013-16).....	4.02

200-YARD RUSHING GAMES

Fred Taylor (1998-2008).....	1
------------------------------	---

100-YARD RUSHING GAMES

Fred Taylor (1998-2008).....	47
Maurice Jones-Drew (2006-13).....	27
James Stewart (1995-99).....	6
LEONARD FOURNETTE (2017).....	4
T.J. YELDON (2015-17).....	3
Stacey Mack (1999-2002).....	3
Denard Robinson (2013-16).....	2
Rashad Jennings (2009-12).....	2
Greg Jones (2004-12).....	2

LONGEST RUNS FROM SCRIMMAGE

LEONARD FOURNETTE (Oct. 8, 2017 at Pit.).....	90t
Maurice Jones-Drew (Nov. 1, 2009 at Ten.).....	80t
Fred Taylor (Dec. 9, 2007 vs. Car.).....	80t
Maurice Jones-Drew (Nov. 1, 2009 at Ten.).....	79t
Fred Taylor (Oct. 12, 1998 vs. Mia.).....	77t
Fred Taylor (Oct. 14, 2007 vs. Hou.).....	76
Fred Taylor (Dec. 10, 2006 vs. Ind.).....	76
LEONARD FOURNETTE (Oct. 15, 2017 vs. LAR).....	75t

CONSECUTIVE 100-YARD GAMES

Fred Taylor (Oct. 16-Dec. 17, 2000).....	9
Maurice Jones-Drew (Oct. 31-Dec. 12, 2010).....	6
Fred Taylor (Nov. 25-Dec. 23, 2007).....	5
Maurice Jones-Drew (Dec. 15, 2011-Jan. 1, 2012).....	3
Fred Taylor (Nov. 14-28, 2004).....	3
Fred Taylor (Nov. 23-Dec. 7, 2003).....	3
Stacey Mack (Dec. 16-30, 2001).....	3

LONGEST RUSHING TDs

LEONARD FOURNETTE (Oct. 8, 2017 at Pit.).....	90
Maurice Jones-Drew (Nov. 1, 2009 at Ten.).....	80
Fred Taylor (Dec. 9, 2007 vs. Car.).....	80
Maurice Jones-Drew (Nov. 1, 2009 at Ten.).....	79
Fred Taylor (Oct. 12, 1998 vs. Mia.).....	77
LEONARD FOURNETTE (Oct. 15, 2017 vs. LAR).....	75

RECEIVING

RECEPTIONS

Jimmy Smith (1995-2005).....	862
Keenan McCardell (1996-2001).....	499
MARCEDES LEWIS (2006-17).....	365
Maurice Jones-Drew (2006-13).....	335
Fred Taylor (1998-2008).....	286
Kyle Brady (1999-2006).....	241
ALLEN ROBINSON (2014-17).....	202
Pete Mitchell (1995-2002).....	191
Reggie Williams (2004-08).....	189
ALLEN HURNS (2014-17).....	179

RECEIVING YARDS

Jimmy Smith (1995-2005).....	12,287
Keenan McCardell (1996-2001).....	6,393
MARCEDES LEWIS (2006-16).....	4,393
Maurice Jones-Drew (2006-13).....	2,873
ALLEN ROBINSON (2014-17).....	2,848
Kyle Brady (1999-2006).....	2,500
Fred Taylor (1998-2008).....	2,361
Cecil Shorts III (2011-14).....	2,343
Reggie Williams (2004-08).....	2,322
Matt Jones (2005-08).....	2,153

RECEIVING TOUCHDOWNS

Jimmy Smith (1995-2005).....	67
MARCEDES LEWIS (2006-17).....	33
Keenan McCardell (1996-2001).....	30
ALLEN ROBINSON (2014-17).....	22
ALLEN HURNS (2014-17).....	21
Reggie Williams (2004-08).....	18
Ernest Wilford (2004-10).....	15
Matt Jones (2005-08).....	15
Mike Sims-Walker (2008-11).....	14
Kyle Brady (1999-2006).....	13

CONSECUTIVE GAMES WITH RECEPTION

Jimmy Smith (Oct. 29, 1995-Dec. 17, 2000).....	86
Jimmy Smith (Sept. 9, 2001-Jan. 1, 2006).....	76
Maurice Jones-Drew (Dec. 10, 2006-Dec. 19, 2010).....	65
Keenan McCardell (Dec. 28, 1998-Jan. 6, 2002).....	49
Keenan McCardell (Sept. 1, 1996-Dec. 13, 1998).....	45
ALLEN ROBINSON (Sept. 7, 2014-Sept. 10, 2017).....	43
ALLEN HURNS (Sept. 7, 2014-Oct. 27, 2016).....	38
MARCEDES LEWIS (Sept. 12, 2010-Sept. 9, 2012).....	32
Ernest Wilford (Dec. 26, 2004-Dec. 3, 2006).....	30

CONSECUTIVE GAMES WITH REC. TD

ALLEN HURNS (Sept. 27-Nov. 15, 2015).....	7
ALLEN ROBINSON (Nov. 29-Dec. 27, 2015).....	5
Julius Thomas (Nov. 19-Dec. 13, 2015).....	4
MARCEDES LEWIS (Dec. 1-22, 2013).....	4
Cecil Shorts III (Nov. 8-Dec. 2, 2012).....	4
Reggie Williams (Dec. 9-30, 2007).....	4
Several players tied.....	3

YARDS PER RECEPTION (MIN. 100 RECEPTIONS)

Jimmy Smith (1995-2005).....	14.25
ALLEN HURNS (2014-17).....	14.10
ALLEN ROBINSON (2014-17).....	14.10
Ernest Wilford (2004-10).....	13.86
Mike Sims-Walker (2008-11).....	13.49
Cecil Shorts III (2011-14).....	13.31
Matt Jones (2005-08).....	12.97
Keenan McCardell (1996-2001).....	12.81
MARQUEE LEE (2014-17).....	12.70

*An active streak



CAREER RECORDS

RECEIVING



200-YARD RECEIVING GAMES

Jimmy Smith (1995-2005).....	2
------------------------------	---

100-YARD RECEIVING GAMES

Jimmy Smith (1995-2005).....	46
Keenan McCardell (1996-2001).....	19
ALLEN ROBINSON (2014-17).....	8
ALLEN HURNS (2014-17).....	8
Cecil Shorts III (2011-14).....	7
Matt Jones (2005-08).....	6
Mike Sims-Walker (2008-10).....	6
Justin Blackmon (2012-13).....	3
<i>Several players tied.....</i>	<i>2</i>

LONGEST RECEPTIONS

ALLEN ROBINSON (Dec. 27, 2015 at N.O.).....	90t
Troy Edwards (Sept. 28, 2003 at Hou.).....	84t
Justin Blackmon (Nov. 18, 2012 at Hou.).....	81t
ALLEN HURNS (Dec. 13, 2015 vs. IND.).....	80t
Cecil Shorts III (Sept. 23, 2012 at Ind.).....	80t
Reggie Williams (Nov. 4, 2007 at N.O.).....	80t
Patrick Johnson (Sept. 15, 2002 at K.C.).....	79t

CONSECUTIVE 100-YARD GAMES

Jimmy Smith (Oct. 24-Nov. 14, 2004).....	3
Jimmy Smith (Dec. 19, 1999-Jan. 2, 2000).....	3
Jimmy Smith (Nov. 21-Dec. 2, 1999).....	3
Jimmy Smith (Sept. 12-26, 1999).....	3
Jimmy Smith (Nov. 29-Dec. 13, 1998).....	3
Jimmy Smith (Nov. 9-23, 1997).....	3
Jimmy Smith (Aug. 31-Sept. 22, 1997).....	3
<i>Several players tied.....</i>	<i>2</i>

LONGEST RECEIVING TDs

ALLEN ROBINSON (Dec. 27, 2015 at N.O.).....	90
Troy Edwards (Sept. 28, 2003 at Hou.).....	84
Justin Blackmon (Nov. 18, 2012 at Hou.).....	81
ALLEN HURNS (Dec. 13, 2015 vs. IND.).....	80
Cecil Shorts III (Sept. 23, 2012 at Ind.).....	80
Reggie Williams (Nov. 4, 2007 at N.O.).....	80
Patrick Johnson (Sept. 15, 2002 at K.C.).....	79
Fred Taylor (Nov. 1, 1998 at Bal.).....	78
Jason Hill (Oct. 9, 2011 vs. Cin.).....	74

YARDAGE

SCRIMMAGE YARDS

Fred Taylor (1998-2008).....	13,632
Jimmy Smith (1995-2005).....	12,286
Maurice Jones-Drew (2006-13).....	10,944
Keenan McCardell (1996-2001).....	6,393
MARCEDES LEWIS (2006-17).....	4,393
James Stewart (1995-99).....	3,804
ALLEN ROBINSON (2014-17).....	2,848
Kyle Brady (1999-2006).....	2,500
Reggie Williams (2004-08).....	2,366
Cecil Shorts III (2011-14).....	2,339

ALL-PURPOSE YARDS

Fred Taylor (1998-2008).....	13,640
Maurice Jones-Drew (2006-13).....	13,110
Jimmy Smith (1995-2005).....	12,875
Keenan McCardell (1996-2001).....	6,499
MARCEDES LEWIS (2006-17).....	4,393
James Stewart (1995-99).....	3,793
Reggie Barlow (1996-2000).....	3,687
Mike Thomas (2009-12).....	3,276
ALLEN ROBINSON (2014-17).....	2,848
Kyle Brady (1999-2006).....	2,567

PUNTING

PUNTS

Bryan Barker (1995-2000).....	456
Chris Hanson (2001-06).....	424
Bryan Anger (2012-15).....	360
Adam Podlesh (2007-10).....	229
BRAD NORTMAN (2016-17).....	131
Nick Harris (2011).....	72
Mark Royals (2003).....	45
Matt Turk (2011).....	27
Steve Weatherford (2008).....	21

LONGEST PUNTS

Bryan Barker (Oct. 11, 1999 at N.Y. Jets).....	83
BRAD NORTMAN (Oct. 2, 2016 vs. Ind.).....	78
Adam Podlesh (Oct. 28, 2007 at T.B.).....	76
Chris Hanson (Nov. 20, 2005 at Ten.).....	74
Bryan Anger (Oct. 4, 2012 vs. Det.).....	73
Bryan Anger (Dec. 14, 2014 at Bal.).....	69
Chris Hanson (Sept. 12, 2004 at Buf.).....	69
BRAD NORTMAN (Dec. 18, 2016 at Hou.).....	67
BRAD NORTMAN (Sept. 11, 2016 vs. G.B.).....	67
Bryan Anger (Nov. 30, 2014 vs. N.Y. Giants).....	66
BRAD NORTMAN (Sept. 11, 2016 vs. G.B.).....	65
Bryan Anger (Sept. 23, 2012 at Ind.).....	66
Bryan Anger (Dec. 23, 2012 vs. N.E.).....	65
Bryan Anger (Nov. 25, 2012 vs. Ten.).....	65
Bryan Anger (Oct. 7, 2012 vs. Chi.).....	65
Matt Turk (Sept. 11, 2011 vs. Ten.).....	65

PUNT YARDS

Bryan Barker (1995-2000).....	19,849
Chris Hanson (2001-06).....	18,190
Bryan Anger (2012-15).....	16,855
Adam Podlesh (2007-10).....	9,751
BRAD NORTMAN (2016-17).....	5,983
Nick Harris (2011).....	3,075
Mark Royals (2003).....	1,852
Matt Turk (2011).....	1,072
Steve Weatherford (2008).....	915

INSIDE THE 20 (MIN. 100 PUNTS)

Bryan Barker (1995-2000).....	151
Chris Hanson (2001-06).....	136
Bryan Anger (2011-15).....	113
Adam Podlesh (2007-10).....	75



GROSS AVERAGE (MIN. 100 PUNTS)

Bryan Anger (2012-15).....	46.8
BRAD NORTMAN (2016-17).....	45.7
Bryan Barker (1995-2000).....	43.5
Chris Hanson (2001-06).....	42.9

NET AVERAGE (MIN. 100 PUNTS)

Bryan Anger (2012-15).....	40.5
BRAD NORTMAN (2016-17).....	39.5
Adam Podlesh (2007-10).....	37.8
Bryan Barker (1995-2000).....	37.2

CONSECUTIVE PUNTS WITHOUT BLOCK

Bryan Barker (1995-2000).....	456
Adam Podlesh (2007-10).....	229
Chris Hanson (2001-03).....	168

FEWEST TOUCHBACKS (MIN. 100 PUNTS)

BRAD NORTMAN (2016-17).....	13
Adam Podlesh (2007-10).....	19
Bryan Anger (2012-15).....	27
Bryan Barker (1995-2000).....	43

CAREER RECORDS

RETURNS

KICKOFF RETURNS

Maurice Jones-Drew (2006-13).....	79
Deji Karim (2010-11).....	77
Brian Witherspoon (2008-09).....	76
Reggie Barlow (1996-2000).....	70
Jordan Todman (2012-14).....	68
Willie Jackson (1995-97).....	58
David Allen (2003-04).....	52
Derrick Wimbush (2005-06).....	47
Elvis Joseph (2001-02).....	44
Shyrone Stith (2000).....	33

LONGEST KICKOFF RETURNS

MARQISE LEE (Dec. 18, 2016 at Hou.).....	100t
Maurice Jones-Drew (Nov. 4, 2007 at N.O.).....	100t
Alvis Whitted (Dec. 26, 1999 at Ten.).....	98t
Elvis Joseph (Nov. 18, 2001 at Pit.).....	85t
Maurice Jones-Drew (Dec. 10, 2006 vs. Ind.).....	93t
Reggie Barlow (Dec. 7, 1997 vs. N.E.).....	92t

PUNT RETURN YARDS

Reggie Barlow (1996-2000).....	1,581
Alvin Pearman (2005-08).....	693
Mike Thomas (2009-12).....	620
David Allen (2003-04).....	468
RASHAD GREENE SR. (2015-17).....	432
Ace Sanders (2013-14).....	367
Chris Hudson (1995-98).....	348
Damon Gibson (2001-02).....	333
Bobby Shaw (2002).....	310
Jermaine Lewis (2003-04).....	272



KICKOFF RETURN YARDS

Maurice Jones-Drew (2006-12).....	2,054
Deji Karim (2010-11).....	1,900
Brian Witherspoon (2008-09).....	1,818
Jordan Todman (2012-14).....	1,762
Reggie Barlow (1996-2000).....	1,634
Willie Jackson (1995-97).....	1,206
Derrick Wimbush (2005-06).....	1,136
David Allen (2003-04).....	1,041
Elvis Joseph (2001-02).....	990
Shyrone Stith (2000).....	785

KICK RETURN AVERAGE (MIN. 50 RETURNS)

Maurice Jones-Drew (2006-13).....	26.00
Jordan Todman (2012-14).....	25.91
Deji Karim (2010-11).....	24.68
Brian Witherspoon (2008-09).....	23.92
Reggie Barlow (1996-2000).....	23.34
Willie Jackson (1995-97).....	20.79
David Allen (2003-04).....	20.02

PUNT RETURN AVERAGE (MIN. 25 RETURNS)

Bobby Shaw (2002).....	12.40
David Allen (2003-04).....	11.14
RASHAD GREENE SR. (2015-17).....	11.08
Chris Hudson (1995-98).....	10.88
Reggie Barlow (1996-2000).....	10.83
Jermaine Lewis (2003-04).....	9.71
Alvin Pearman (2005-08).....	8.56
Damon Gibson (2001-02).....	8.54
Mike Thomas (2009-12).....	8.27
Dennis Northcutt (2007-08).....	8.19

PUNT RETURN TOUCHDOWNS

Reggie Barlow (1996-2000).....	2
JAYDON MICKENS (2017).....	1
RASHAD GREENE (2015-17).....	1
Mike Thomas (2009-12).....	1
Bobby Shaw (2002).....	1

KICKOFF RETURN TOUCHDOWNS

Maurice Jones-Drew (2006-11).....	2
MARQISE LEE (2014-2017).....	1
Derrick Wimbush (2005-06).....	1
Jimmy Smith (1995-2005).....	1
Elvis Joseph (2001-02).....	1
Alvis Whitted (1998-2001).....	1
Reggie Barlow (1996-2000).....	1



PUNT RETURNS

Reggie Barlow (1996-2000).....	146
Alvin Pearman (2005-08).....	81
Mike Thomas (2009-12).....	75
Ace Sanders (2013-14).....	57
David Allen (2003-04).....	42
RASHAD GREENE SR. (2015-17).....	40
Damon Gibson (2001-02).....	39
Chris Hudson (1995-98).....	32
Dennis Northcutt (2007-08).....	31
Jermaine Lewis (2003-04).....	28
Bobby Shaw (2002).....	25

LONGEST PUNT RETURNS

Reggie Barlow (Sept. 13, 1998 vs. K.C.).....	85t
Mike Thomas (Dec. 18, 2010 at Ind.).....	78t
Reggie Barlow (Nov. 21, 1999 vs. N.O.).....	74t
RASHAD GREENE SR. (Dec. 13, 2015 vs. Ind.).....	73t
Bobby Shaw (Oct. 6, 2002 vs. Phi.).....	69t
JAYDON MICKENS (Nov. 5, 2017 vs. Cin.).....	63t
RASHAD GREENE SR. (Nov. 19, 2015 vs. Ten.).....	63

DEFENSE

INTERCEPTIONS

Rashean Mathis (2003-12).....	30
Aaron Beasley (1996-2001).....	15
Donovin Darius (1998-2006).....	14
Derek Cox (2009-12).....	12
PAUL POSLUSZNY (2011-17).....	11
Mike Peterson (2003-08).....	8
Chris Hudson (1995-98).....	8
TELVIN SMITH (2014-17).....	7
Reggie Nelson (2007-09).....	7
Deon Grant (2004-06).....	7
Marlon McCree (2001-03).....	7
Jason Craft (1999-2003).....	7

LONGEST INTERCEPTION RETURNS

Aaron Beasley (Sept. 12, 1999 vs. S.F.).....	93t
Rashean Mathis (Oct. 5, 2008 vs. Pit.).....	72t
TASHAUN GIPSON (Sept. 10, 2017 at Hou.).....	67
Rashean Mathis (Sept. 21, 2008 at Ind.).....	61t
PAUL POSLUSZNY (Oct. 13, 2013 at Den.).....	59t
Dwayne Gratz (Dec. 28, 2014 at Hou.).....	55t
Rashean Mathis (Nov. 5, 2006 vs. Ten.).....	55
Scott Starks (Nov. 5, 2006 vs. Ten.).....	55t

CONSECUTIVE GAMES WITH INT

Brian Williams (Oct. 14-Nov. 11, 2007).....	3
JALEN RAMSEY (Dec. 18-24, 2016).....	2
Geno Hayes (Dec. 5-15, 2013).....	2
Derek Cox (Oct. 7-21, 2012).....	2
Morgan Trent (Dec. 24, 2011-Jan. 1, 2012).....	2
Rashean Mathis (Dec. 31, 2006-Sept. 9, 2007).....	2
Gerald Sensabaugh (Dec. 3-10, 2006).....	2
Rashean Mathis (Sept. 10-18, 2006).....	2
Rashean Mathis (Oct. 16-30, 2005).....	2
Donovin Darius (Nov. 21-28, 2004).....	2
Mike Peterson (Nov. 23-30, 2003).....	2
Marlon McCree (Dec. 1-8, 2002).....	2
Marlon McCree (Nov. 10-17, 2002).....	2
Donovin Darius (Oct. 31-Nov. 7, 1999).....	2
Chris Hudson (Sept. 20-27, 1998).....	2
Chris Hudson (Nov. 2-9, 1997).....	2
James Williams (Nov. 26-Dec. 3, 1995).....	2

INTS RETURNED FOR TOUCHDOWN

Rashean Mathis (2003-12).....	3
TELVIN SMITH (2014-17).....	2
Aaron Beasley (1996-2001).....	2
<i>Several players tied.....</i>	<i>1</i>



CAREER RECORDS

DEFENSE

SACKS

Tony Brackens (1996-2003)	55.0
Joel Smeenge (1995-2000)	34.0
John Henderson (2002-09)	29.0
Paul Spicer (2001-08)	28.5
Kevin Hardy (1996-2001)	28.5
Gary Walker (1999-2001)	22.5
Marcus Stroud (2001-07)	22.0

CONSECUTIVE GAMES WITH SACK

Tony Brackens (Nov. 11-Dec. 30, 2001)	8
YANNICK NGAKOUE (Sept. 18-Oct. 16, 2016)	4
Gary Walker (Oct. 18-Nov. 11, 2001)	4
Tony Brackens (Nov. 28-Dec. 19, 1999)	4
Kevin Hardy (Oct. 11-Nov. 7, 1999)	4
Tony Brackens (Sept. 22-Oct. 12, 1997)	4

TACKLES

Daryl Smith (2004-12)	1,089
PAUL POSLUSZNY (2011-17)	940
Donovin Darius (1998-2006)	858
Mike Peterson (2003-08)	837
Kevin Hardy (1996-2001)	789
John Henderson (2002-09)	563
Rashean Mathis (2003-12)	554
Akin Ayodele (2002-05)	489

TAKEAWAYS

Rashean Mathis (2003-12)	35
Donovin Darius (1998-2006)	20
Tony Brackens (1996-2003)	18
Aaron Beasley (1996-2001)	18



FUMBLES

FUMBLES

Mark Brunell (1995-2003)	51
David Garrard (2002-10)	44
BLAKE BORTLES (2014-17)	35
Fred Taylor (1998-2008)	25
Byron Leftwich (2003-06)	25
Maurice Jones-Drew (2006-13)	22
Blaine Gabbert (2011-13)	21

FUMBLES LOST

David Garrard (2002-10)	21
Mark Brunell (1995-2003)	18
BLAKE BORTLES (2014-17)	16
Fred Taylor (1998-2008)	12
Maurice Jones-Drew (2006-13)	10
Byron Leftwich (2003-06)	10

LONGEST FUMBLE RECOVERY RETURNS

Aaron Beasley (Nov. 8, 1998 vs. Cin.)	90t
Donovin Darius (Nov. 1, 1998 at Bal.)	83t
Daryl Smith (Oct. 14, 2007 vs. Hou.)	77t
Ainsley Battles (Dec. 3, 2001 vs. G.B.)	60t
DANTE FOWLER JR. (Sept. 10, 2017 at Hou.)	53t

FORCED FUMBLES

Tony Brackens (1996-2003)	28
YANNICK NGAKOUE (2016-17)	9
Daryl Smith (2004-12)	9
Joel Smeenge (1995-2000)	9
Aaron Beasley (1996-2001)	8
Kevin Hardy (1996-2001)	8
Marcus Stroud (2001-07)	7
Donovin Darius (1998-2006)	7
Akin Ayodele (2002-05)	7

OPPONENT FUMBLE RECOVERIES

Tony Brackens (1996-2003)	13
Donovin Darius (1998-2006)	6
Fernando Bryant (1999-2003)	6
Kevin Hardy (1996-2001)	6
Bryan Schwartz (1995-99)	6
Travis Davis (1995-98)	6

BLOCKS

BLOCKED FIELD GOALS

Marcus Stroud (2001-07)	2
Clyde Simmons (1996-97)	2
Tyson Alualu (2010-16)	1
Chris Clemons (2014-15)	1
Rashean Mathis (2003-10)	1
John Henderson (2002-09)	1

BLOCKED PUNTS

Donovin Darius (1998-2006)	2
Dave Thomas (1995-99)	2

BLOCKED FIELD GOAL RETURNS

Chris Hudson (Sept. 22, 1997 vs. Pit.)	1
Mickey Washington (Dec. 1, 1996 vs. Cin.)	1

BLOCKED EXTRA POINTS

Sen'Derrick Marks (Nov. 20, 2016 at Det.)	1
Tony Brackens (Oct. 5, 1997 vs. Cin.)	1
Clyde Simmons (Sept. 22, 1996 at N.E.)	1

BLOCKED PUNT RETURNS

Mike Harris (Dec. 30, 2012 at Ten.)	1
Zach Potter (Dec. 15, 2011 at Atl.)	1
Alvis Whitted (Nov. 1, 1998 at Bal.)	1
Jimmy Smith (Dec. 3, 1995 at Den.)	1



SINGLE-SEASON RECORDS

SCORING

POINTS

Mike Hollis (1997)	134
Mike Hollis (1999)	130
Josh Scobee (2006).....	119
Mike Hollis (1996)	117
Jason Myers (2016).....	110
Jason Myers (2015).....	110
Mike Hollis (1998).....	108
Josh Scobee (2010).....	107
Josh Scobee (2005).....	107

TOUCHDOWNS

Fred Taylor (1998).....	17
Maurice Jones-Drew (2009)	16
Maurice Jones-Drew (2006)	16
ALLEN ROBINSON (2015).....	14
Maurice Jones-Drew (2008)	14
Fred Taylor (2000).....	14
James Stewart (1999).....	13
Maurice Jones-Drew (2011)	11
<i>Several players tied.....</i>	<i>10</i>

FIELD GOALS

Mike Hollis (1999)	31
Mike Hollis (1997)	31
Mike Hollis (1996)	30
Jason Myers (2016).....	27
Jason Myers (2015).....	26
Josh Scobee (2006).....	26
Josh Scobee (2012).....	25
Josh Scobee (2000).....	24
Mike Hollis (2000).....	24

FIELD GOAL % (MIN. 25 ATTEMPTS)

Mike Hollis (2000)	92.3
Josh Scobee (2013).....	92.0
Josh Scobee (2011).....	92.0
Josh Scobee (2012).....	89.3
Jason Myers (2015).....	86.7
Mike Hollis (1997)	86.1
Mike Hollis (1996)	83.3
Mike Hollis (1999)	81.6
Josh Scobee (2006).....	81.3
Mike Hollis (1998)	80.8

EXTRA POINTS

Mike Hollis (1998)	45
Josh Scobee (2010).....	41
Josh Scobee (2006).....	41
Mike Hollis (1997)	41
Josh Scobee (2005).....	38
Mike Hollis (1999)	37
Josh Scobee (2008).....	33
Mike Hollis (2000).....	33
Jason Myers (2015).....	32
<i>Several players tied.....</i>	<i>30</i>



PASSING

PASSING YARDS

BLAKE BORTLES (2015).....	4,428
Mark Brunell (1996) *Led NFL*	4,367
BLAKE BORTLES (2016).....	3,925
Mark Brunell (2000)	3,640
David Garrard (2008).....	3,620
David Garrard (2009).....	3,597
Mark Brunell (2001).....	3,309
Mark Brunell (1997)	3,281
Chad Henne (2013).....	3,241
Mark Brunell (1999).....	3,060

PASS ATTEMPTS

BLAKE BORTLES (2016).....	625
BLAKE BORTLES (2015).....	606
Mark Brunell (1996)	557
David Garrard (2008)	535
David Garrard (2009).....	516
Mark Brunell (2000).....	512
Chad Henne (2013).....	503
BLAKE BORTLES (2014).....	475
Mark Brunell (2001).....	473
Mark Brunell (1999).....	441

PASS COMPLETIONS

BLAKE BORTLES (2016).....	368
BLAKE BORTLES (2015).....	355
Mark Brunell (1996)	353
David Garrard (2008).....	335
David Garrard (2009).....	314
Mark Brunell (2000).....	311
Chad Henne (2013).....	305
Mark Brunell (2001).....	289
BLAKE BORTLES (2014).....	280
Byron Leftwich (2004).....	267

TOUCHDOWN PASSES

BLAKE BORTLES (2015).....	35
BLAKE BORTLES (2016).....	23
David Garrard (2010).....	23
Mark Brunell (2000).....	20
Mark Brunell (1998).....	20
Mark Brunell (2001).....	19
Mark Brunell (1996).....	19
David Garrard (2007).....	18
Mark Brunell (1997).....	18
Mark Brunell (2002).....	17

INTERCEPTIONS

Mark Brunell (1996)	20
BLAKE BORTLES (2015).....	18
BLAKE BORTLES (2014).....	17
BLAKE BORTLES (2016).....	16
Byron Leftwich (2003).....	16
David Garrard (2010).....	15
Chad Henne (2013).....	14
Mark Brunell (2000).....	14
David Garrard (2008).....	13
Mark Brunell (2001).....	13

INTERCEPTION % (MIN. 300 ATTEMPTS)

David Garrard (2007).....	0.92
Mark Brunell (1997).....	1.61
Byron Leftwich (2005).....	1.66
Mark Brunell (2002).....	1.68
David Garrard (2009).....	1.94
Mark Brunell (1995).....	2.02
Mark Brunell (1999).....	2.04
Byron Leftwich (2004).....	2.27
David Garrard (2008).....	2.43
Mark Brunell (1998).....	2.54

COMPLETION % (MIN. 300 ATTEMPTS)

David Garrard (2010).....	64.48
David Garrard (2007).....	64.00
Mark Brunell (1996).....	63.38
David Garrard (2008).....	62.62
Mark Brunell (2001).....	61.10
David Garrard (2009).....	60.85
Mark Brunell (2000).....	60.74
Mark Brunell (1997).....	60.69
Chad Henne (2013).....	60.64
Byron Leftwich (2004).....	60.54

PASSER RATING (MIN. 300 ATTEMPTS)

David Garrard (2007).....	102.2
Mark Brunell (1997).....	91.2
David Garrard (2010).....	90.8
Mark Brunell (1998).....	89.9
Byron Leftwich (2005).....	89.3
BLAKE BORTLES (2015).....	88.2
Mark Brunell (2002).....	85.7
Mark Brunell (2001).....	84.1
Mark Brunell (2000).....	84.0
Mark Brunell (1996).....	84.0

AVG. GAIN PER ATTEMPT (MIN. 300 ATTEMPTS)

Mark Brunell (1996) *Led NFL*	7.84
David Garrard (2007).....	7.72
Mark Brunell (1997).....	7.54
David Garrard (2010).....	7.47
Mark Brunell (1998).....	7.35
BLAKE BORTLES (2015).....	7.31
Mark Brunell (2000).....	7.11
Byron Leftwich (2005).....	7.03
Mark Brunell (2001).....	7.00
David Garrard (2009).....	6.97

400-YARD PASSING GAMES

Mark Brunell (1996).....	2
--------------------------	---

300-YARD PASSING GAMES

Blake Bortles (2015).....	6
Mark Brunell (1996).....	6
BLAKE BORTLES (2016).....	5
<i>Several players tied.....</i>	<i>3</i>

SINGLE-SEASON RECORDS

RUSHING

RUSHING YARDS

Maurice Jones-Drew (2011) *Led NFL*	1,606
Fred Taylor (2003)	1,572
Fred Taylor (2000)	1,399
Maurice Jones-Drew (2009)	1,391
Maurice Jones-Drew (2010)	1,324
Fred Taylor (2002)	1,314
Fred Taylor (2004)	1,224
Fred Taylor (1998)	1,223
Fred Taylor (2007)	1,202
Fred Taylor (2006)	1,146

RUSHING ATTEMPTS

Fred Taylor (2003)	345
Maurice Jones-Drew (2011)	343
Maurice Jones-Drew (2009)	312
Maurice Jones-Drew (2010)	299
Fred Taylor (2000)	292
Fred Taylor (2002)	287
Fred Taylor (1998)	264
Fred Taylor (2004)	260
James Stewart (1999)	249
Natrone Means (1997)	244

RUSHING TOUCHDOWNS

Maurice Jones-Drew (2009)	15
Fred Taylor (1998)	14
Maurice Jones-Drew (2006)	13
James Stewart (1999)	13
Maurice Jones-Drew (2008)	12
Fred Taylor (2000)	12
Maurice Jones-Drew (2007)	9
Stacey Mack (2002)	9
Stacey Mack (2001)	9
Natrone Means (1997)	9

RUSHING AVERAGE (MIN. 150 ATTEMPTS)

Maurice Jones-Drew (2006)	5.67
Fred Taylor (2007)	5.39
Fred Taylor (2006)	4.96
Fred Taylor (2000)	4.79
Fred Taylor (2004)	4.71
Maurice Jones-Drew (2011)	4.68
Fred Taylor (1998)	4.63
Maurice Jones-Drew (2007)	4.60
Fred Taylor (1999)	4.60
Fred Taylor (2002)	4.58

200-YARD RUSHING GAMES

Fred Taylor (2000)	1
--------------------	---



100-YARD RUSHING GAMES

Fred Taylor (2000)	9
Maurice Jones-Drew (2010)	7
Fred Taylor (2003)	7
Maurice Jones-Drew (2011)	6
Fred Taylor (1998)	6
Maurice Jones-Drew (2009)	5
Fred Taylor (2007)	5
Fred Taylor (2004)	5
Fred Taylor (2002)	5
Fred Taylor (2006)	4

RECEIVING

RECEPTIONS

Jimmy Smith (1999) *Led NFL*	116
Jimmy Smith (2001)	112
Keenan McCardell (2000)	94
Keenan McCardell (2001)	93
Jimmy Smith (2000)	91
Keenan McCardell (1997)	85
Keenan McCardell (1996)	85
Jimmy Smith (1996)	83
Jimmy Smith (1997)	82
Several players tied	80

RECEIVING TOUCHDOWNS

ALLEN ROBINSON (2015) *Led NFL*	14
Allen Hurns (2015)	10
MARCEDES LEWIS (2010)	10
Reggie Williams (2007)	10
Jimmy Smith (2001)	8
Jimmy Smith (2000)	8
Jimmy Smith (1998)	8

200-YARD RECEIVING GAMES

Justin Blackmon (2012)	1
Jimmy Smith (2000)	1
Jimmy Smith (1999)	1
Keenan McCardell (1996)	1

RECEIVING YARDS

Jimmy Smith (1999)	1,636
ALLEN ROBINSON (2015)	1,400
Jimmy Smith (2001)	1,373
Jimmy Smith (1997)	1,324
Jimmy Smith (1996)	1,244
Jimmy Smith (2000)	1,213
Keenan McCardell (2000)	1,207
Jimmy Smith (1998)	1,182
Jimmy Smith (2004)	1,172
Keenan McCardell (1997)	1,164
Keenan McCardell (1996)	1,129
Keenan McCardell (2001)	1,110
ALLEN HURNS (2015)	1,031
Jimmy Smith (2002)	1,027
Jimmy Smith (2005)	1,023

100-YARD RECEIVING GAMES

Jimmy Smith (1999)	9
ALLEN ROBINSON (2015)	6
Jimmy Smith (2001)	6
Jimmy Smith (1997)	6
Keenan McCardell (2000)	5
Jimmy Smith (2000)	5
Jimmy Smith (1998)	5

YARDS PER RECEPTION (MIN. 50 RECEPTIONS)

Cecil Shorts III (2012)	17.80
ALLEN ROBINSON (2015)	17.50
Jimmy Smith (1997)	16.15
ALLEN HURNS (2015)	16.11
Jimmy Smith (2004)	15.84
Jimmy Smith (1998)	15.15
Jimmy Smith (1996)	14.99



YARDAGE

SCRIMMAGE YARDS

Maurice Jones-Drew (2011)	1,980
Fred Taylor (2003)	1,942
Maurice Jones-Drew (2009)	1,765
Fred Taylor (2002)	1,722
Fred Taylor (1998)	1,644
Maurice Jones-Drew (2010)	1,641
Fred Taylor (2000)	1,639
Jimmy Smith (1999)	1,636
Fred Taylor (2004)	1,569
ALLEN ROBINSON (2015)	1,400

ALL-PURPOSE YARDS

Maurice Jones-Drew (2006)	2,250
Maurice Jones-Drew (2007)	2,014
Maurice Jones-Drew (2011)	1,964
Fred Taylor (2003)	1,942
Maurice Jones-Drew (2009)	1,881
Maurice Jones-Drew (2008)	1,739
Fred Taylor (2002)	1,722
Fred Taylor (1998)	1,653
Maurice Jones-Drew (2010)	1,641
Fred Taylor (2000)	1,638



SINGLE-SEASON RECORDS

PUNTING

PUNTS

Bryan Anger (2013)	95
Bryan Anger (2014)	94
Bryan Anger (2012)	91
Bryan Barker (1998)	85
Chris Hanson (2004)	84
Chris Hanson (2005)	82
Chris Hanson (2001)	82
Bryan Barker (1995)	82
Chris Hanson (2002)	81
Bryan Anger (2015)	80

GROSS AVERAGE (MIN. 50 PUNTS)

Bryan Anger (2012) *NFL rookie record*	47.8
Bryan Anger (2014)	47.5
BRAD NORTMAN (2016)	46.6
Bryan Anger (2015)	46.3
Bryan Anger (2013)	45.7
Bryan Barker (1998)	45.0
Bryan Barker (1997)	44.9

NET AVERAGE (MIN. 50 PUNTS)

Bryan Anger (2012) *NFL rookie record*	40.8
Bryan Anger (2013)	40.5
Bryan Anger (2014)	39.6
BRAD NORTMAN (2016)	39.5
Bryan Anger (2015)	39.5
Adam Podlesh (2010)	39.2
Bryan Barker (1997)	38.8

INSIDE THE 20 (MIN. 50 PUNTS)

Chris Hanson (2005)	33
Bryan Barker (1999)	32
Bryan Anger (2013)	31
Bryan Anger (2012)	31
Bryan Barker (2000)	29
Chris Hanson (2004)	28
Bryan Barker (1998)	28

TOUCHBACKS (MIN. 50 PUNTS)

Adam Podlesh (2007)	2
Bryan Anger (2015)	4
Several players tied	5



KICKOFF RETURNS

Brian Witherspoon (2008)	52
Deji Karim (2010)	50
David Allen (2003)	41
Derrick Wimbush (2005)	39
Jordan Todman (2014)	38
Shyrone Stith (2000)	33
Willie Jackson (1997)	32
Maurice Jones-Drew (2007)	31
Maurice Jones-Drew (2006)	31
Reggie Barlow (1998)	30

KICKOFF RETURN TOUCHDOWNS

MARQISE LEE (2016)	1
Maurice Jones-Drew (2007)	1
Several players tied	1

PUNT RETURNS

Alvin Pearman (2005)	49
Reggie Barlow (1998)	43
Damon Gibson (2001)	38
Reggie Barlow (1999)	38
Reggie Barlow (1997)	36
Mike Thomas (2010)	34
Ace Sanders (2014)	32
Chris Hudson (2006)	32
Chris Hudson (1996)	32
Reggie Barlow (2000)	29

PUNT RETURN AVERAGE (MIN. 15 RETURNS)

RASHAD GREENE SR. (2015)	16.72
Reggie Barlow (1998)	12.91
Bobby Shaw (2002)	12.40
David Allen (2003)	12.00
Reggie Barlow (1997)	11.44
Brian Witherspoon (2008)	11.29
Reggie Barlow (1999)	10.89
Chris Hudson (1996)	10.88
Mike Thomas (2010)	10.53
Desmond Howard (1995)	10.25

RETURNS

KICKOFF RETURN YARDS

Brian Witherspoon (2008)	1,250
Deji Karim (2010)	1,248
Jordan Todman (2014)	972
Derrick Wimbush (2005)	955
Maurice Jones-Drew (2006)	860
David Allen (2003)	831
Maurice Jones-Drew (2007)	811
Shyrone Stith (2000)	785
Reggie Barlow (1998)	747
Jordan Todman (2013)	712

KICKOFF RETURN AVERAGE (MIN. 25 RETURNS)

Maurice Jones-Drew (2006)	27.74
Jordan Todman (2013)	27.38
Maurice Jones-Drew (2007)	26.16
Jordan Todman (2014)	25.58
Deji Karim (2010)	24.96
Reggie Barlow (1998)	24.90
Mike Thomas (2009)	24.77
Derrick Wimbush (2005)	24.49

PUNT RETURN YARDS

Reggie Barlow (1998)	555
Reggie Barlow (1999)	414
Reggie Barlow (1997)	412
Alvin Pearman (2005)	410
Mike Thomas (2010)	358
Chris Hudson (1996)	348
Damon Gibson (2001)	333
David Allen (2003)	324
Bobby Shaw (2002)	310
Rashad Greene (2015)	301

PUNT RETURN TOUCHDOWNS

JAYDON MICKENS (2017)	1
RASHAD GREENE SR. (2015)	1
Mike Thomas (2010)	1
Bobby Shaw (2002)	1
Reggie Barlow (1999)	1
Reggie Barlow (1998)	1

DEFENSE

INTERCEPTIONS

Rashean Mathis (2006)	8
Marlon McCree (2002)	6
Aaron Beasley (1999)	6
Reggie Nelson (2007)	5
Rashean Mathis (2005)	5
Donovin Darius (2004)	5
Rashean Mathis (2004)	5
Deon Figures (1997)	5
Several players tied	4

INTs RETURNED FOR TOUCHDOWN

Rashean Mathis (2008)	2
Aaron Beasley (1999)	2
Several players tied	1

SACKS

Tony Brackens (1999)	12.0
CALAIS CAMPBELL (2017)	11.5
Tony Brackens (2001)	11.0
Kevin Hardy (1999)	10.5
Bobby McCray (2006)	10.0
Gary Walker (1999)	10.0

TACKLES

PAUL POSLUSZNY (2012)	231
Hardy Nickerson (2001)	230
Russell Allen (2012)	201
PAUL POSLUSZNY (2011)	192
Mike Peterson (2005)	190
Wali Rainer (2002)	188
Kevin Hardy (1998)	186
Mike Peterson (2004)	178

SINGLE-SEASON RECORDS

DEFENSE & FUMBLES

TAKEAWAYS

Donovin Darius (2004).....	9
Rashean Mathis (2006).....	8
Marlon McCree (2002).....	6
Aaron Beasley (1999).....	6

FORCED FUMBLES

Tony Brackens (1999).....	8
Tony Brackens (1997).....	6
Tony Brackens (2001).....	5
Tony Brackens (1996).....	5

FUMBLES

BLAKE BORTLES (2015).....	14
Blaine Gabbert (2011).....	14
David Garrard (2009).....	14
Mark Brunell (1996).....	13
David Garrard (2010).....	11
Byron Leftwich (2003).....	11

OPPONENT FUMBLE RECOVERIES

Donovin Darius (2004).....	4
Bryan Schwartz (1998).....	4

FUMBLES LOST

David Garrard (2009).....	8
Blake Bortles (2016).....	6
Byron Leftwich (2003).....	6
Blake Bortles (2015).....	5
Blaine Gabbert (2011).....	5
David Garrard (2010).....	4
Several players tied.....	3

SINGLE-GAME RECORDS

SCORING

POINTS

James Stewart (Oct. 12, 1997 vs. Phi.).....	30
Maurice Jones-Drew (Dec. 11, 2011 vs. T.B.).....	24
Fred Taylor (Nov. 19, 2000 at Pit.).....	24
Several players tied.....	18

FIELD GOALS

Josh Scobee (Oct. 10, 2010 at Buf.).....	5
Josh Scobee (Nov. 25, 2007 vs. Buf.).....	5
Mike Hollis (Sept. 10, 2000 at Bal.).....	5
Mike Hollis (Nov. 30, 1997 vs. Bal.).....	5
Mike Hollis (Dec. 1, 1996 vs. Cin.).....	5
Several players tied.....	4

TOUCHDOWNS

James Stewart (Oct. 12, 1997 vs. Phi.).....	5
Maurice Jones-Drew (Dec. 11, 2011 vs. T.B.).....	4
Fred Taylor (Nov. 19, 2000 at Pit.).....	4
Several players tied.....	3

EXTRA POINTS

Josh Scobee (Dec. 23, 2007 vs. Oak.).....	7
Mike Hollis (Dec. 3, 2000 vs. Cle.).....	6
Mike Hollis (Nov. 1, 1998 at Bal.).....	6
Several players tied.....	5



PASSING

PASSING YARDS

Mark Brunell (Sept. 22, 1996 at N.E.).....	432
Mark Brunell (Oct. 20, 1996 at STL).....	421
Mark Brunell (Sept. 10, 2000 at Bal.).....	386
BLAKE BORTLES (Nov. 8, 2015 at NYJ).....	381
Mark Brunell (Sept. 20, 1998 vs. Bal.).....	376
BLAKE BORTLES (Dec. 27, 2015 at N.O.).....	368
Byron Leftwich (Oct. 10, 2004 at S.D.).....	357
Mark Brunell (Dec. 1, 1996 vs. Cin.).....	356
Chad Henne (Nov. 18, 2012 at Hou.).....	354
Quinn Gray (Nov. 4, 2007 at N.O.).....	354
Mark Brunell (Nov. 10, 1996 vs. Bal.).....	354

PASSING TDs

BLAKE BORTLES (Dec. 6, 2015 at Ten.).....	5
BLAKE BORTLES (Sept. 24, 2017 vs. Bal.).....	4
BLAKE BORTLES (Oct. 11, 2015 at T.B.).....	4
CHAD HENNE (Nov. 18, 2012 at Hou.).....	4
David Garrard (Oct. 31, 2010 at Dal.).....	4
Quinn Gray (Dec. 30, 2007 at Hou.).....	4
Mark Brunell (Nov. 29, 1998 at Cin.).....	4
Several players tied.....	3

PASS ATTEMPTS

BLAKE BORTLES (Oct. 27, 2016 vs. Ten.).....	54
Byron Leftwich (Oct. 10, 2004 at S.D.).....	54
BLAKE BORTLES (Oct. 18, 2015 vs. Hou.).....	53
Mark Brunell (Oct. 20, 1996 at STL).....	52
BLAKE BORTLES (Nov. 12, 2017 vs. LAC).....	51
CHAD HENNE (Dec. 29, 2013 at Ind.).....	51
CHAD HENNE (Dec. 23, 2012 vs. N.E.).....	51
BLAKE BORTLES (Oct. 4, 2015 at Ind.).....	50
Mark Brunell (Sept. 10, 2000 at Bal.).....	50
BLAKE BORTLES (Nov. 29, 2015 vs. S.D.).....	49
Blaine Gabbert (Oct. 28, 2012 at G.B.).....	49

INTERCEPTIONS

Mark Brunell (Oct. 20, 1996 at STL).....	5
Luke McCown (Sept. 18, 2011 at NYJ).....	4
David Garrard (Sept. 19, 2010 at S.D.).....	4
David Garrard (Nov. 12, 2006 vs. Hou.).....	4
Several players tied.....	3

AVG. GAIN PER ATTEMPT (MIN. 20 ATTEMPTS)

David Garrard (Oct. 21, 2010 at Dal.).....	12.38
Rob Johnson (Aug. 31, 1997 at Bal.).....	12.25
Byron Leftwich (Oct. 5, 2003 vs. S.D.).....	12.00
Mark Brunell (Nov. 1, 1998 at Bal.).....	11.85
Mark Brunell (Nov. 21, 1999 vs. N.O.).....	11.70
Mark Brunell (Sept. 22, 1996 at N.E.).....	11.08

PASS COMPLETIONS

Mark Brunell (Oct. 20, 1996 at STL).....	37
Byron Leftwich (Oct. 10, 2004 at S.D.).....	36
BLAKE BORTLES (Oct. 27, 2016 at Ten.).....	33
BLAKE BORTLES (Oct. 12, 2014 at Ten.).....	32
BLAKE BORTLES (Nov. 13, 2016 vs. Hou.).....	32
BLAKE BORTLES (Nov. 29, 2015 vs. S.D.).....	30
BLAKE BORTLES (Oct. 18, 2015 vs. Hou.).....	30
CHAD HENNE (Dec. 29, 2013 at Ind.).....	30
David Garrard (Oct. 18, 2009 vs. STL).....	30
Mark Brunell (Oct. 15, 1995 vs. Chi.).....	30

COMPLETION % (MIN. 20 ATTEMPTS)

Mark Brunell (Sept. 7, 2003 at Car.).....	85.2
Mark Brunell (Oct. 29, 2000 at Dal.).....	83.3
Rob Johnson (Aug. 31, 1997 at Bal.).....	83.3
David Garrard (Dec. 2, 2007 at Ind.).....	82.8
David Garrard (Oct. 31, 2010 at Dal.).....	81.0
David Garrard (Oct. 10, 2010 at Buf.).....	80.0
Mark Brunell (Oct. 6, 1996 at N.O.).....	80.0

SINGLE-GAME RECORDS

RUSHING

RUSHING YARDS

Fred Taylor (Nov. 19, 2000 at Pit.).....	234
Fred Taylor (Dec. 21, 2003 vs. N.O.).....	194
Maurice Jones-Drew (Dec. 5, 2010 at Ten.).....	186
Fred Taylor (Dec. 6, 1998 vs. Det.).....	183
LEONARD FOURNETTE (Oct. 8, 2017 at Pit.)	181
Fred Taylor (Dec. 3, 2000 vs. Cle.).....	181
Maurice Jones-Drew (Sept. 23, 2012 at Ind.).....	177
Maurice Jones-Drew (Nov. 1, 2009 at Ten.).....	177
Maurice Jones-Drew (Jan. 1, 2012 vs. Ind.).....	169
Maurice Jones-Drew (Dec. 10, 2006 vs. Ind.).....	166

RUSHING TOUCHDOWNS

James Stewart (Oct. 12, 1997 vs. Phi.).....	5
Maurice Jones-Drew (Oct. 18, 2009 vs. STL)	3
Maurice Jones-Drew (Sept. 27, 2009 at Hou.).....	3
Fred Taylor (Dec. 3, 2000 vs. Cle.)	3
Fred Taylor (Nov. 19, 2000 at Pit.).....	3
Fred Taylor (Nov. 15, 1998 vs. T.B.).....	3
<i>Several players tied</i>	2

RUSHING ATTEMPTS

Fred Taylor (Dec. 21, 2003 vs. N.O.).....	34
Maurice Jones-Drew (Oct. 18, 2009 vs. STL)	33
Fred Taylor (Nov. 23, 2003 at NYJ).....	32
Fred Taylor (Dec. 17, 2000 at Cin.).....	32
Fred Taylor (Dec. 6, 1998 vs. Det.).....	32
Maurice Jones-Drew (Dec. 5, 2010 at Ten.).....	31
Fred Taylor (Oct. 29, 2000 at Dal.).....	31
<i>Several players tied</i>	30

RUSHING AVERAGE (MIN. 10 ATTEMPTS)

Maurice Jones-Drew (Dec. 10, 2006 vs. Ind.).....	11.07
Maurice Jones-Drew (Oct. 14, 2007 vs. Hou.)	10.42
Fred Taylor (Oct. 31, 1999 at Cin.).....	8.53
Maurice Jones-Drew (Sept. 24, 2006 at Ind.).....	7.92
Stacey Mack (Dec. 30, 2001 vs. K.C.)	7.81
Fred Taylor (Nov. 19, 2000 at Pit.).....	7.80
Fred Taylor (Oct. 30, 2005 at STL)	7.50
Fred Taylor (Dec. 19, 2004 at G.B.).....	7.50



RECEIVING & YARDAGE

RECEPTIONS

Keenan McCardell (Oct. 20, 1996 at STL).....	16
Jimmy Smith (Sept. 10, 2000 at Bal.)	15
Justin Blackmon (Oct. 13, 2013 at Den.)	14
Jimmy Smith (Jan. 2, 2000 vs. Cin.).....	14
ALLEN HURNS (Oct. 4, 2015 at Ind.).....	11
Keenan McCardell (Dec. 23, 2000 at NYG)	11
Keenan McCardell (Oct. 1, 2000 vs. Pit.).....	11
Keenan McCardell (Dec. 7, 1997 vs. N.E.).....	11
<i>Several players tied</i>	10

RECEIVING TDs

MARCEDES LEWIS (Sept. 24, 2017 vs. Bal.).....	3
ALLEN ROBINSON (Dec. 6, 2015 at Ten.)	3
Jimmy Smith (Sept. 10, 2000 at Bal.)	3
<i>Several players tied</i>	2

YARDS PER RECEPTION (MIN. 4 RECEPTIONS)

Justin Blackmon (Nov. 18, 2012 at Hou.)	33.7
Ernest Wilford (Dec. 24, 2005 at Hou.).....	29.5
Andre Rison (Sept. 22, 1996 at N.E.).....	28.8
Jimmy Smith (Nov. 9, 1997 vs. K.C.).....	28.0

RECEIVING YARDS

Jimmy Smith (Sept. 10, 2000 at Bal.)	291
Justin Blackmon (Nov. 18, 2012 at Hou.)	236
Keenan McCardell (Oct. 20, 1996 at STL).....	232
Jimmy Smith (Nov. 21, 1999 vs. N.O.).....	220
Justin Blackmon (Oct. 13, 2013 at Den.)	190
Jimmy Smith (Jan. 2, 2000 vs. Cin.)	165
Jimmy Smith (Sept. 22, 1997 vs. Pit.).....	164
Jimmy Smith (Dec. 1, 1996 vs. Cin.).....	162
Pete Mitchell (Nov. 19, 1995 at T.B.).....	161
Jimmy Smith (Nov. 16, 1997 vs. Ten.).....	158

SCRIMMAGE YARDS

Jimmy Smith (Sept. 10, 2000 at Bal.)	291
Fred Taylor (Nov. 19, 2000 at Pit.).....	248
Fred Taylor (Sept. 29, 2002 vs. NYJ)	237
Justin Blackmon (Nov. 18, 2012 at Hou.)	236
Keenan McCardell (Oct. 20, 1996 at STL).....	232
Fred Taylor (Dec. 21, 2003 at N.O.).....	225
Maurice Jones-Drew (Nov. 21, 2010 vs. Cle.).....	220
Jimmy Smith (Nov. 21, 1999 vs. N.O.).....	220
Fred Taylor (Sept. 20, 1998 vs. Bal.)	213
Fred Taylor (Dec. 6, 1998 vs. Det.).....	206



ALL-PURPOSE YARDS

Maurice Jones-Drew (Dec. 10, 2006 vs. Ind.).....	303
Jimmy Smith (Sept. 10, 2000 at Bal.)	291
Maurice Jones-Drew (Oct. 14, 2007 vs. Hou.)	260
Fred Taylor (Nov. 19, 2000 at Pit.).....	248
Maurice Jones-Drew (Sept. 24, 2006 at Ind.).....	244
Fred Taylor (Sept. 29, 2002 vs. NYJ)	237
Justin Blackmon (Nov. 18, 2012 at Hou.)	236
Keenan McCardell (Oct. 20, 1996 at STL).....	232
Fred Taylor (Dec. 21, 2003 vs. N.O.).....	225
<i>Several players tied</i>	220

PUNTING

PUNTS

Bryan Anger (Sept. 8, 2013 vs. K.C.).....	11
Adam Podlesh (Nov. 16, 2008 vs. Ten.).....	10
BRAD NORTMAN (Nov. 19, 2017 at Cle.)	9
BRAD NORTMAN (Nov. 12, 2017 vs. LAC)	9
Bryan Anger (Oct. 21, 2012 at Oak.).....	9
Bryan Anger (Sept. 16, 2012 vs. Hou.).....	9
Nick Harris (Dec. 24, 2011 at Ten.).....	9
Nick Harris (Nov. 27, 2011 vs. Hou.).....	9
Chris Hanson (Oct. 16, 2005 at Pit.).....	9
Chris Hanson (Sept. 19, 2004 vs. Den.)	9
Bryan Barker (Sept. 25, 2000 at Ind.)	9
Bryan Barker (Nov. 14, 1999 vs. Bal.).....	9
Bryan Barker (Oct. 29, 1995 at Pit.)	9

PUNTS INSIDE 20

Bryan Barker (Nov. 14, 1999 vs. Bal.).....	8
Bryan Anger (Nov. 17, 2013 vs. Ari.).....	6
Bryan Barker (Oct. 3, 1999 vs. Pit.)	6

GROSS AVERAGE (MIN. 4 PUNTS)

Bryan Anger (Dec. 23, 2012 vs. N.E.).....	56.3
Bryan Anger (Oct. 11, 2015 at T.B.).....	55.3
BRAD NORTMAN (Oct. 16, 2016 at Chi.)	55.0
Bryan Barker (Oct. 19, 1997 at Dal.)	53.8
BRAD NORTMAN (Oct. 2, 2016 vs. Ind.).....	53.6
Bryan Anger (Sept. 9, 2012 at Min.).....	53.5
Bryan Anger (Sept. 23, 2012 at Ind.)	53.5

NET AVERAGE (MIN. 4 PUNTS)

BRAD NORTMAN (Oct. 16, 2016 at Chi.)	52.2
Bryan Anger (Nov. 4, 2012 vs. Det.).....	50.5
Adam Podlesh (Dec. 23, 2007 vs. Oak.)	49.8
Chris Hanson (Nov. 10, 2002 vs. Was.).....	48.2
Bryan Anger (Dec. 26, 2012 at Mia.).....	47.4



SINGLE-GAME RECORDS

RETURNS

KICKOFF RETURNS

Deji Karim (Oct. 18, 2010 vs. Ten.)	7
Jermaine Lewis (Oct. 10, 2004 at S.D.)	7
Curtis Marsh (Nov. 12, 1995 vs. Sea.)	7
<i>Several players tied</i>	6

KICKOFF RETURN AVERAGE (MIN. 3 RETURNS)

Maurice Jones-Drew (Nov. 4, 2007 at N.O.)	47.33
Derrick Wimbush (Nov. 27, 2005 at Ari.)	46.00
Brian Witherspoon (Sept. 7, 2008 at Ten.)	41.33
Randy Jordan (Oct. 13, 1996 vs. NYJ)	39.67
Tiquan Underwood (Sept. 12, 2010 vs. Den.)	38.33

KICKOFF RETURN YARDS

Reggie Barlow (Oct. 25, 1998 at Den.)	206
Jordan Todman (Sept. 28, 2014 at S.D.)	174
Jordan Todman (Nov. 2, 2014 at Cin.)	173
Curtis Marsh (Nov. 12, 1995 vs. Sea.)	169
Deji Karim (Oct. 18, 2010 vs. Ten.)	168
Reggie Barlow (Dec. 7, 1997 vs. N.E.)	157
Rashad Jennings (Nov. 18, 2012 at Hou.)	149
David Allen (Dec. 14, 2003 at N.E.)	147
Alvis Whitted (Dec. 26, 1999 at Ten.)	147
Mike Thomas (Nov. 1, 2009 at Ten.)	146

KICKOFF RETURN TDs

MARQISE LEE (Dec. 18, 2016 at Hou.)	1
Maurice Jones-Drew (Nov. 4, 2007 at N.O.)	1
Maurice Jones-Drew (Dec. 10, 2006 vs. Ind.)	1
Derrick Wimbush (Nov. 27, 2005 at Ari.)	1
Elvis Joseph (Nov. 18, 2001 at Pit.)	1
Alvis Whitted (Dec. 26, 1999 at Ten.)	1
Reggie Barlow (Dec. 7, 1997 vs. N.E.)	1

PUNT RETURN YARDS

Reggie Barlow (Sept. 13, 1998 vs. K.C.)	134
Mike Thomas (Dec. 19, 2010 at Ind.)	99
Desmond Howard (Sept. 24, 1995 vs. G.B.)	82
Reggie Barlow (Sept. 20, 1998 vs. Bal.)	81
Reggie Barlow (Nov. 21, 1999 vs. N.O.)	80
Reggie Barlow (Nov. 23, 1997 at Cin.)	79
Jermaine Lewis (Sept. 19, 2004 vs. Den.)	78
RASHAD GREENE SR. (Nov. 19, 2015 vs. Ten.)	76
Reggie Barlow (Nov. 2, 1997 at Ten.)	76
<i>Several players tied</i>	73

PUNT RETURNS

Alvin Pearman (Dec. 18, 2005 vs. S.F.)	7
Alvin Pearman (Nov. 13, 2005 vs. Bal.)	7
Ace Sanders (Nov. 17, 2013 vs. Ari.)	6
Mike Thomas (Oct. 24, 2011 vs. Bal.)	6
David Allen (Dec. 7, 2003 vs. Hou.)	6
Reggie Barlow (Dec. 3, 2000 vs. Cle.)	6
R. Jay Soward (Oct. 8, 2000 vs. Bal.)	6
Reggie Barlow (Nov. 14, 1999 vs. Bal.)	6
Reggie Barlow (Sept. 20, 1998 vs. Bal.)	6
<i>Several players tied</i>	5

PUNT RETURN TDs

JAYDON MICKENS (Nov. 5, 2017)	1
RASHAD GREENE SR. (Dec. 13, 2015 vs. Ind.)	1
Mike Thomas (Dec. 19, 2010 at Ind.)	1
Bobby Shaw (Oct. 6, 2002 vs. Phi.)	1
Reggie Barlow (Nov. 21, 1999 vs. N.O.)	1
Reggie Barlow (Sept. 13, 1998 vs. K.C.)	1

PUNT RETURN YARD AVG.

Reggie Barlow (Sept. 13, 1998 vs. K.C.)	44.67
Reggie Barlow (Nov. 23, 1997 at Cin.)	26.33
Reggie Barlow (Nov. 2, 1997 at Ten.)	25.33
Mike Thomas (Dec. 19, 2010 at Ind.)	24.75
Reggie Barlow (Nov. 29, 1998 at Cin.)	23.00
Brian Witherspoon (Nov. 29, 2009 at S.F.)	21.00
Desmond Howard (Sept. 24, 1995 vs. G.B.)	20.50
Dennis Northcutt (Dec. 9, 2007 vs. Car.)	20.00



DEFENSE, FUMBLES & BLOCKS

INTERCEPTIONS

TASHAUN GIPSON (Oct. 8, 2017 at Pit.)	2
Davon House (Nov. 15, 2015 at Bal.)	2
Derek Cox (Oct. 31, 2010 at Dal.)	2
Rashean Mathis (Nov. 5, 2006 vs. Ten.)	2
Rashean Mathis (Sept. 18, 2006 vs. Pit.)	2
Terry Cousin (Nov. 13, 2005 vs. Bal.)	2
Rashean Mathis (Oct. 30, 2005 at STL)	2
Donovin Darius (Jan. 2, 2005 at Oak.)	2
Rashean Mathis (Dec. 19, 2004 at G.B.)	2
Marlon McCree (Sept. 15, 2002 at K.C.)	2
Rayna Stewart (Sept. 10, 2000 at Bal.)	2
Aaron Beasley (Sept. 12, 1999 vs. S.F.)	2
Deon Figures (Aug. 31, 1997 at Bal.)	2
<i>Several players tied</i>	1

TAKEAWAYS

Darren Carrington (Oct. 1, 1995 at Hou.)	3
--	---

FORCED FUMBLES

Tony Brackens (Oct. 3, 1999 vs. Pit.)	3
<i>Several players tied</i>	2

OPPONENT FUMBLE RECOVERIES

Telvin Smith (Nov. 23, 2014 at Ind.)	2
Tony Brackens (Sept. 29, 1996 vs. Car.)	2
Darren Carrington (Oct. 1, 1995 at Hou.)	2

INTs RETURNED FOR TOUCHDOWN

BARRY CHURCH (Oct. 8, 2017 at Pit.)	1
TELVIN SMITH (Oct. 8, 2017 at Pit.)	1
JALEN RAMSEY (Dec. 24, 2016 vs. Ten.)	1
TELVIN SMITH (Oct. 25, 2015 vs. Buf.)	1
Dwayne Gratz (Dec. 28, 2014 at Hou.)	1
PAUL POSLUSZNY (Oct. 13, 2013 at Den.)	1
Rashean Mathis (Sept. 21, 2008 at Ind.)	1
Rashean Mathis (Oct. 5, 2008 vs. Pit.)	1
Clint Ingram (Dec. 9, 2007 vs. Car.)	1
Aaron Glenn (Oct. 28, 2007 at T.B.)	1
Scott Starks (Nov. 5, 2006 vs. Ten.)	1
Mike Peterson (Nov. 13, 2005 vs. Bal.)	1
Rashean Mathis (Oct. 16, 2005 at Pit.)	1
Tony Brackens (Nov. 28, 1999 at Bal.)	1
Aaron Beasley (Sept. 26, 1999 vs. Ten.)	1
Aaron Beasley (Sept. 12, 1999 vs. S.F.)	1
Mickey Washington (Oct. 22, 1995 at Cle.)	1

BLOCKED PUNTS

Dan Skuta (Jan. 1, 2017 at IND)	1
Hayes Pullard III (Nov. 29, 2015 vs. S.D.)	1
J.T. Thomas (Sept. 8, 2013 vs. K.C.)	1
Mike Harris (Dec. 30, 2012 at Ten.)	1
Kassim Osgood (Dec. 15, 2011 at Atl.)	1
Rashad Jennings (Sept. 19, 2010 at S.D.)	1
Jorge Cordova (Dec. 10, 2006 vs. Ind.)	1
Gerald Sensabaugh (Oct. 8, 2006 vs. NYJ)	1
Derrick Wimbush (Oct. 9, 2005 vs. Cin.)	1
Eric Westmoreland (Oct. 27, 2002 vs. Hou.)	1
Donovin Darius (Sept. 10, 2001 vs. Pit.)	1
Donovin Darius (Oct. 1, 2000 vs. Pit.)	1
Dave Thomas (Nov. 14, 1999 vs. Bal.)	1
Alvis Whitted (Nov. 1, 1998 at Bal.)	1
Dave Thomas (Oct. 12, 1997 vs. Phi.)	1
Mike Dumas (Dec. 3, 1995 at Den.)	1

SACKS

CALAIS CAMPBELL (Sept. 10, 2017 at Hou.)	4.0
Chris Clemons (Nov. 23, 2014 at Ind.)	3.0
Paul Spicer (Sept. 25, 2005 at NYJ)	3.0
John Henderson (Oct. 6, 2002 vs. Phi.)	3.0
Kelvin Prichett (Oct. 5, 1997 vs. Cin.)	3.0

TACKLES

Hardy Nickerson (Nov. 25, 2001 vs. Bal.)	23
Russell Allen (Sept. 16, 2012 vs. Hou.)	22
Wali Rainer (Oct. 13, 2002 at Ten.)	22
T.J. Slaughter (Nov. 25, 2001 vs. Bal.)	22
PAUL POSLUSZNY (Dec. 19, 2012 at Mia.)	21
Bryan Schwartz (Dec. 17, 1995 at Det.)	21
Russell Allen (Nov. 18, 2012 at Hou.)	20
Daryl Smith (Dec. 18, 2010 at Ind.)	20
Kevin Hardy (Nov. 1, 1998 at Bal.)	20

BLOCKED FIELD GOALS

Tyson Alualu (Dec. 27, 2015 at N.O.)	1
Chris Clemons (Sept. 13, 2015 vs. Car.)	1
Rashean Mathis (Oct. 2, 2005 vs. Den.)	1
John Henderson (Dec. 8, 2002 vs. Cle.)	1
Marcus Stroud (Sept. 8, 2002 vs. Ind.)	1
Marcus Stroud (Dec. 3, 2001 vs. G.B.)	1
Clyde Simmons (Sept. 22, 1997 vs. Pit.)	1
Clyde Simmons (Dec. 1, 1996 vs. Cin.)	1

ROOKIE RECORDS

SCORING & PASSING

POINTS (SEASON)

Fred Taylor (1998).....	102
Maurice Jones-Drew (2006)	96
Josh Scobee (2004).....	93
Seth Marler (2003).....	90
LEONARD FOURNETTE (2017).....	42
ALLEN HURNS (2014).....	36
Justin Blackmon (2012).....	32
Willie Jackson (1995).....	32
Matt Jones (2005).....	30
Hayden Epstein (2002).....	28

PASSING YARDS (GAME)

BLAKE BORTLES (Oct. 12, 2014 at Ten.)	336
Byron Leftwich (Oct. 5, 2003 vs. S.D.).....	336
BLAKE BORTLES (Nov. 9, 2014 vs. Dal.)	290
Byron Leftwich (Dec. 14, 2003).....	288
Byron Leftwich (Oct. 12, 2003).....	256
BLAKE BORTLES (Sept. 28, 2014 at S.D.)	254
BLAKE BORTLES (Nov. 2, 2014 at Cin.)	247
Byron Leftwich (Sept. 28, 2003 at Hou.).....	231
Byron Leftwich (Nov. 30, 2003 vs. T.B.).....	224
BLAKE BORTLES (Sept. 21, 2014 vs. Ind.).....	223

PASS COMPLETIONS (SEASON)

Blake Bortles (2014)	280
Byron Leftwich (2003).....	239
Blaine Gabbert (2011).....	210
Jonathan Quinn (1998).....	34
David Garrard (2002).....	23
Rob Johnson (1995).....	3
Matt Jones (2005).....	2
LaBrandon Toefield (2003).....	1
Ace Sanders (2013).....	1

PASSING TDs (SEASON)

Byron Leftwich (2003).....	14
Blaine Gabbert (2011).....	12
BLAKE BORTLES (2014).....	11
Jonathan Quinn (1998).....	2
David Garrard (2002).....	1
Ace Sanders (2013).....	1

INTERCEPTIONS (SEASON)

BLAKE BORTLES (2014).....	17
Byron Leftwich (2003).....	16
Blaine Gabbert (2011).....	11
Jonathan Quinn (1998).....	3
David Garrard (2002).....	2
Rob Johnson (1995).....	1

TOUCHDOWNS (SEASON)

Fred Taylor (1998).....	17
Maurice Jones-Drew (2006)	16
LEONARD FOURNETTE (2017).....	7
ALLEN HURNS (2014)	6
Matt Jones (2005).....	5
Justin Blackmon (2012).....	5
Greg Jones (2004).....	3
LaBrandon Toefield (2003).....	3
Elvis Joseph (2001).....	3
James Stewart (1995).....	3

PASS ATTEMPTS (SEASON)

BLAKE BORTLES (2014).....	475
Byron Leftwich (2003).....	418
Blaine Gabbert (2011).....	413
Jonathan Quinn (1998).....	64
David Garrard (2002).....	46
Rob Johnson (1995).....	7
Matt Jones (2005).....	3
LaBrandon Toefield (2003).....	2
Ace Sanders (2013).....	1

PASS COMPLETIONS (GAME)

BLAKE BORTLES (Oct. 12, 2014 at Ten.)	32
BLAKE BORTLES (Sept. 28, 2014 at S.D.)	29
Byron Leftwich (Oct. 12, 2003 vs. Mia.).....	24
BLAKE BORTLES (Nov. 9, 2014 vs. Dal.)	22
BLAKE BORTLES (Nov. 2, 2014 at Cin.)	22
BLAKE BORTLES (Oct. 5, 2014 vs. Pit.)	22
Blaine Gabbert (Nov. 20, 2011 at Cle.).....	22
Byron Leftwich (Nov. 2, 2003 at Bal.).....	22
<i>Several players tied.....</i>	<i>21</i>

PASSING TDs (GAME)

BLAKE BORTLES (Nov. 2, 2014 at Cin.)	2
BLAKE BORTLES (Sept. 21, 2014 vs. Ind.)	2
Blaine Gabbert (Dec. 11, 2011 vs. T.B.).....	2
Blaine Gabbert (Dec. 5, 2011 vs. S.D.).....	2
Byron Leftwich (Oct. 5, 2003 vs. S.D.).....	2
Byron Leftwich (Nov. 30, 2003 vs. T.B.).....	2
<i>Several players tied.....</i>	<i>1</i>

INTERCEPTIONS (GAME)

BLAKE BORTLES (Oct. 19, 2014 vs. Cle.)	3
Byron Leftwich (Oct. 12, 2003 vs. Mia.).....	3
Byron Leftwich (Sept. 28, 2003 at Hou.).....	3
<i>Several players tied.....</i>	<i>2</i>

PASSING YARDS (SEASON)

BLAKE BORTLES (2014).....	2,908
Byron Leftwich (2003).....	2,819
Blaine Gabbert (2011).....	2,214
Jonathan Quinn (1998).....	387
David Garrard (2002).....	231
LaBrandon Toefield (2003).....	32
Rob Johnson (1995).....	24
Ace Sanders (2013).....	21
Matt Jones (2005).....	12

PASS ATTEMPTS (GAME)

BLAKE BORTLES (Oct. 12, 2014 at Ten.)	46
Byron Leftwich (Oct. 12, 2003 vs. Mia.).....	42
Blaine Gabbert (Dec. 24, 2011 at Ten.).....	42
Blaine Gabbert (Oct. 2, 2011 vs. N.O.).....	42
Blaine Gabbert (Nov. 20, 2011 at Cle.).....	41
Byron Leftwich (Dec. 14, 2003 at N.E.).....	40
BLAKE BORTLES (Dec. 14, 2014 at Bal.)	37
BLAKE BORTLES (Dec. 7, 2014 vs. Hou.)	39
BLAKE BORTLES (Nov. 9, 2014 vs. Dal.)	37
BLAKE BORTLES (Sept. 28, 2014 at S.D.)	37



RUSHING

RUSHING YARDS (SEASON)

Fred Taylor (1998).....	1,223
Maurice Jones-Drew (2006)	941
T.J. YELDON (2015)	740
LEONARD FOURNETTE (2017).....	740
James Stewart (1995).....	525
BLAKE BORTLES (2014).....	419
Elvis Joseph (2001).....	294
LaBrandon Toefield (2003).....	212
Rashad Jennings (2009).....	202
Greg Jones (2004).....	162
Deji Karim (2010).....	160

RUSHING YARDS (GAME)

Fred Taylor (Dec. 6, 1998 vs. Det.).....	183
LEONARD FOURNETTE (Oct. 8, 2017 at Pit.)	181
Maurice Jones-Drew (Dec. 10, 2006 vs. Ind.).....	166
Maurice Jones-Drew (Dec. 24, 2006 vs. N.E.).....	131
LEONARD FOURNETTE (Oct. 15, 2017 vs. LAR) ...	130
Fred Taylor (Nov. 15, 1998 vs. T.B.).....	128
Fred Taylor (Sept. 20, 1998 vs. Bal.).....	128
Fred Taylor (Nov. 8, 1998 vs. Cin.).....	118
Fred Taylor (Sept. 27, 1998 at Ten.).....	116
T.J. YELDON (Oct. 25, 2015 vs. Buf.).....	115

RUSHING ATTEMPTS (SEASON)

Fred Taylor (2003).....	264
T.J. YELDON (2015)	182
LEONARD FOURNETTE (2017).....	175
Maurice Jones-Drew (2006).....	166
James Stewart (1995).....	137
Elvis Joseph (2001).....	68
Greg Jones (2004).....	62
BLAKE BORTLES (2014).....	56
LaBrandon Toefield (2003).....	53
Blaine Gabbert (2011).....	48

ROOKIE RECORDS

RUSHING

RUSHING ATTEMPTS (GAME)

Fred Taylor (Dec. 6, 1998 vs. Det.).....	32
LEONARD FOURNETTE (Oct. 8, 2017 at Pit.)	28
LEONARD FOURNETTE (Nov. 19, 2017 at Cle.).....	28
Fred Taylor (Nov. 8, 1998 vs. Cin.).....	27
LEONARD FOURNETTE (Sept. 10, 2017 at Hou.) ...	26
Maurice Jones-Drew (Dec. 17, 2006 at Ten.).....	25
Fred Taylor (Sept. 27, 1998 at Ten.).....	25
T.J. Yeldon (Sept. 20, 2015 vs. Mia.).....	25
LEONARD FOURNETTE (Oct. 1, 2017 at NYJ)	24
Fred Taylor (Dec. 20, 1998 at Min.).....	23
Fred Taylor (Sept. 20, 1998 vs. Bal.).....	23

RUSHING TDs (SEASON)

Fred Taylor (1998).....	14
Maurice Jones-Drew (2006)	13
LEONARD FOURNETTE (2017)	6
Greg Jones (2004).....	3
T.J. Yeldon (2015).....	2
Storm Johnson (2014).....	2
Byron Leftwich (2003).....	2
LaBrandon Toefield (2003).....	2
David Garrard (2002).....	2
James Stewart (1995).....	2

RUSHING TDs (GAME)

Fred Taylor (Nov. 15, 1998 vs. T.B.).....	3
LEONARD FOURNETTE (Oct. 8, 2017)	2
Maurice Jones-Drew (Dec. 24, 2006 vs. N.E.).....	2
Maurice Jones-Drew (Dec. 10, 2006 vs. Ind.).....	2
Maurice Jones-Drew (Oct. 8, 2006 vs. NYJ)	2
David Garrard (Oct. 13, 2002 at Ten.).....	2
Fred Taylor (Oct. 12, 1998 vs. Mia.)	2
Fred Taylor (Dec. 6, 1998 vs. Det.).....	2
<i>Several players tied</i>	1

RECEIVING & YARDAGE

RECEPTIONS (SEASON)

Justin Blackmon (2012).....	64
Willie Jackson (1995).....	53
ALLEN HURNS (2014)	51
Ace Sanders (2013)	51
ALLEN ROBINSON (2014)	48
Mike Thomas (2009).....	48
Maurice Jones-Drew (2006)	46
Fred Taylor (1998).....	44
Pete Mitchell (1995).....	41
MARQISE LEE (2014)	37

RECEPTIONS (GAME)

Pete Mitchell (Nov. 19, 1995 at T.B.).....	10
Fred Taylor (Sept. 20, 1998 vs. Bal.)	9
ALLEN ROBINSON (Oct. 12, 2014 at Ten.).....	8
Ace Sanders (Dec. 1, 2013 at Cle.).....	8
Ace Sanders (Nov. 17, 2013 vs. Ari.)	8
Zach Miller (Jan. 3, 2010 at Cle.)	8
<i>Several players tied</i>	7

RECEIVING YARDS (SEASON)

Justin Blackmon (2012).....	865
ALLEN HURNS (2014)	677
Willie Jackson (1995).....	589
ALLEN ROBINSON (2014)	548
Pete Mitchell (1995).....	527
Ace Sanders (2013)	484
Mike Thomas (2009).....	453
Maurice Jones-Drew (2006)	436
Matt Jones (2005).....	432
Marqise Lee (2014)	422

RECEIVING TDs (SEASON)

ALLEN HURNS (2014)	6
Justin Blackmon (2012).....	5
Matt Jones (2005)	5
Willie Jackson (1995).....	5
Fred Taylor (1998).....	3
<i>Several players tied</i>	2

YARDS/REC. (SEASON) (MIN. 25 RECEPTIONS)

Justin Blackmon (2012).....	13.52
ALLEN HURNS (2014)	13.27
Pete Mitchell (1995).....	12.85
Matt Jones (2005)	12.00
ALLEN ROBINSON (2014)	11.42
Marqise Lee (2014)	11.41
Willie Jackson (1995).....	11.11
Reggie Williams (2004).....	9.93
Fred Taylor (1998).....	9.57
Ace Sanders (2013)	9.49

YARDS/REC. (GAME) (MIN. 4 RECEPTIONS)

Justin Blackmon (Nov. 18, 2012 at Hou.)	33.71
ALLEN HURNS (Sept. 7, 2014 at Phi.)	27.50
Matt Jones (Nov. 13, 2005 vs. Bal.)	23.40
Willie Jackson (Dec. 24, 1995 vs. Cle.).....	20.25
T.J. YELDON (Dec. 6, 2015 at Ten.)	19.75
Willie Jackson (Dec. 10, 1995 vs. Ind.).....	18.83
ALLEN ROBINSON (Sept. 14, 2014 at Was.)....	18.75
Mike Sims-Walker (Oct. 5, 2008 vs. Pit.)	17.83

SCRIMMAGE YARDS (SEASON)

Fred Taylor (1998).....	1,644
Maurice Jones-Drew (2006)	1,377
T.J. YELDON (2015)	1,019
Justin Blackmon (2012).....	888
James Stewart (1995).....	715
ALLEN HURNS (2014)	677
Willie Jackson (1995).....	589
ALLEN ROBINSON (2014)	548

ALL-PURPOSE YARDS (SEASON)

Maurice Jones-Drew (2006)	2,250
Fred Taylor (1998).....	1,653
Brian Witherspoon (2008)	1,442
Deji Karim (2010)	1,418
Mike Thomas (2009).....	1,301
David Allen (2003).....	1,223
T.J. Yeldon (2015).....	1,019

100-YARD RECEIVING GAMES (SEASON)

ALLEN HURNS (2014)	2
Justin Blackmon (2012).....	1
Matt Jones (2005)	1
Pete Mitchell (1995).....	1

DEFENSE

SACKS (SEASON)

YANNICK NGAKOUE (2016).....	8.0
Tony Brackens (1996)	7.0
John Henderson (2002)	6.5
Kevin Hardy (1996)	5.5
Tyson Alualu (2010)	3.5
Derrick Harvey (2008).....	3.5
Bobby McCray (2004).....	3.5
Chris Smith (2014).....	3.0
Akin Ayodele (2002).....	3.0
Larry Smith (1999).....	3.0

TACKLES (SEASON)

Bryan Schwartz (1995)	161
Kevin Hardy (1996)	130
Clint Ingram (2006)	117
Akin Ayodele (2002).....	108
T.J. Slaughter (2000).....	108

TACKLES (GAME)

Bryan Schwartz (Dec. 17, 1995 at Det.).....	21
Bryan Schwartz (Dec. 24, 1995 vs. Cle.).....	19
Bryan Schwartz (Dec. 10, 1995 vs. Ind.).....	17

INTERCEPTIONS (SEASON)

Reggie Nelson (2007)	5
Derek Cox (2009).....	4
<i>Several players tied</i>	2

TAKEAWAYS (SEASON)

Derek Cox (2009).....	5
Reggie Nelson (2007)	5
Fernando Bryant (1999).....	5



OPPONENT RECORDS

SCORING

POINTS

Jeff Reed, Pittsburgh (12/1/02).....	19
Several players tied (K. Moreno, Den., 2013).....	18

TOUCHDOWNS

Several players tied (D. Martin, T.B., 2013).....	3
---	---

PASSING

PASSING YARDS

Matt Schaub, Hou. (11/18/12).....	527
Drew Brees, N.O. (11/4/07).....	445
Peyton Manning, Ind. (9/25/00).....	440
Carson Palmer, Ari. (11/17/13).....	419
Drew Brees, N.O. (12/27/15).....	412

PASS ATTEMPTS

Matt Schaub, Hou. (11/16/12).....	55
Vinny Testaverde, Bal. (11/24/96).....	50
Rich Gannon, K.C. (11/9/97).....	50
Shane Matthews, Was. (11/10/02).....	50
Peyton Manning, Ind. (12/10/06).....	50

INTERCEPTIONS THROWN

Jon Kitna, Dal. (10/31/10).....	4
Several players tied (J. Russell, Oak. 2007).....	3

TOUCHDOWN PASSES

Steve McNair, Ten. (12/26/99).....	5
Tony Banks, Bal. (9/10/00).....	5
Matt Schaub, Hou. (11/18/12).....	5
Several players tied (P. Rivers, S.D., 2015).....	4

PASS COMPLETIONS

Matt Schaub, Hou. (11/18/12).....	43
Drew Brees, N.O. (11/4/07).....	35
Jon Kitna, Dal. (10/31/10).....	34
Joe Flacco, Bal. (11/15/15).....	34
Two players tied.....	33

RUSHING

RUSHING YARDS

Chris Johnson, Ten. (11/1/09).....	228
Arian Foster, Hou. (1/2/10).....	180
Steven Jackson, Stl. (10/30/05).....	179
Shawn Alexander, Sea. (10/7/01).....	176
Chris Brown, Ten. (9/9/07).....	175

RUSHING ATTEMPTS

Terry Allen, Was. (9/28/97).....	36
Several players tied (A. Foster, Hou., 2011).....	33

LONGEST RUSHING TDs

Chris Johnson, Ten. (11/1/09).....	89
Marcus Mariota, Ten. (12/6/15).....	87
Joey Galloway, Sea. (11/12/95).....	86
LeSean McCoy, Buf. (11/27/16).....	75
Bilal Powell, NYJ (10/1/17).....	75

RUSHING TOUCHDOWNS

Several players tied (K. Moreno, Den., 2013).....	3
---	---

RECEIVING

RECEPTIONS

Reggie Wayne, Ind. (10/3/10).....	15
Tim Brown, Oak. (12/21/97).....	14
David Boston, S.D. (10/5/03).....	14
Andre Johnson, Hou. (11/18/12).....	14
Several players tied (A. Johnson, Hou. 2013).....	13

RECEIVING YARDS

Andre Johnson, Hou. (11/18/12).....	273
Josh Gordon, Cle. (12/1/13).....	261
Albert Connell, Was. (10/22/00).....	211
Terrell Owens, Buf. (11/22/09).....	197
Several players tied (R. Wayne, Ind., 2010).....	196

LONGEST RECEPTIONS

Terrell Owens, Buf. (11/22/09).....	98
Josh Gordon, Cle. (12/1/13).....	95
Michael Floyd, Ari. (11/17/13).....	91
Kevin Curtis, Stl. (10/30/05).....	83
Kenny Britt, Ten. (9/11/11).....	80

RECEIVING TOUCHDOWNS

Several players tied (R. Moss, N.E., 2009).....	3
---	---

PUNTING

PUNTS

Chris Gardocki, Cle. (12/3/00).....	12
Several players tied (B. Hartmann, Hou., 2011).....	10

LONGEST PUNTS

Brian Moorman, Buf. (9/12/04).....	80
Josh Miller, Pit. (12/2/99).....	75
Kyle Larson, Cin. (10/9/05).....	75
Craig Hentrich, Ten. (11/5/06).....	73

INSIDE THE 20 (MIN. 5 PUNTS)

Several players tied (D. Colquitt, K.C., 2013).....	5
---	---

GROSS AVERAGE (MIN. 4 PUNTS)

Craig Hentrich, Ten. (11/4/01).....	57.5
Mat McBriar, Dal. (9/10/06).....	53.2
Josh Miller, Pit. (12/2/99).....	52.7

YARDAGE

SCRIMMAGE YARDS

Andre Johnson, Hou. (11/18/12).....	273
Josh Gordon, Cle. (12/1/13).....	261
Chris Johnson, Ten. (11/1/09).....	239
Terrell Davis, Den. (10/25/98).....	212
Albert Connell, Was. (10/22/00).....	211

ALL-PURPOSE YARDS

Andre Johnson, Hou. (11/18/12).....	273
Ridel Anthony, T.B. (11/15/98).....	269
Josh Gordon, Cle. (12/1/13).....	261
Eddy Drummond, Det. (11/14/04).....	257
Andre Davis, Hou. (12/30/07).....	254

KICKING

FIELD GOALS

Jeff Reed, Pit. (12/1/02).....	6
Adam Vinatieri, N.E. (9/22/96).....	5
Matt Stover, Bal. (10/8/00).....	5

LONGEST FIELD GOALS

Jason Elam, Den. (10/25/98).....	63
Blair Walsh, Min. (9/9/12).....	55
Ryan Longwell, Min. (11/23/08).....	54
Several players tied (N. Rackers, Hou., 2011).....	53

EXTRA POINTS

Several players tied (P. Dawson, S.F., 2013).....	6
---	---

MOST BLOCKED KICKS (FGs, PATs)

Several players tied (Z. Smith, Bal., 2015).....	1
--	---

OPPONENT RECORDS

DEFENSE

SACKS

Ryan Kerrigan, Was. (9/14/14).....	4.0
Connor Barwin, Hou. (11/27/11).....	4.0
John Abraham, Atl. (12/15/11).....	3.5
Whitney Mercilus, Hou. (1/3/16).....	3.5

TACKLES

Steven Tulloch, Ten. (12/5/10).....	17
Keith Brooking, Atl. (12/28/03).....	15
Jonathan Joseph, Cin. (11/2/08).....	15
Jerod Mayo, N.E. (12/27/09).....	15

INTERCEPTIONS

Samari Rolle, Ten. (12/26/99).....	3
Several players tied (M. Williams, NYJ, 2015).....	2

LONGEST INTERCEPTION RETURN TDs

Anthony Henry, Cle. (12/16/01).....	97t
Anthony Parker, Stl. (10/20/96).....	92t
Adam Jones, Ten. (12/17/06).....	83t
Matt Giordano, Stl. (10/6/12).....	82t

RETURNS

PUNT RETURNS

Jacoby Jones, Hou. (11/27/11).....	7
Dexter McCluster, K.C. (9/8/13).....	7
Several players tied (T. Holliday, Hou., 2012).....	6

PUNT RETURN YARDS

Eddie Drummond, Det. (11/14/04).....	199
Darius Reynaud, Ten. (12/30/12).....	160
Jacoby Jones, Hou. (11/27/11).....	116
Roscoe Parrish, Buf. (11/26/06).....	104

LONGEST PUNT RETURNS

Eddie Drummond, Det. (11/14/04).....	83t
Peter Warrick, Cin. (12/17/00).....	82t
Terrence Wilkins, Ind. (9/24/06).....	82t
Roscoe Parrish, Buf. (11/26/06).....	82t

KICKOFF RETURNS

MarTey Jenkins, Ari. (12/10/00).....	8
Nate Jacquet, Min. (12/23/01).....	8
Justin Miller, NYJ (10/8/06).....	8

KICKOFF RETURN YARDS

Andre Davis, Hou. (12/30/07).....	234
Glyn Milburn, Chi. (9/6/98).....	197
Adam Jones, Ten. (11/20/05).....	196

LONGEST KICKOFF RETURNS

Andre Davis, Hou. (12/30/07).....	104t
Pharoh Cooper, LAR (10/15/17).....	103t
Andre Davis, Hou. (12/30/07).....	97t
Aaron Bailey, Ind. (12/10/95).....	95t
Chad Simpson, Ind. (12/17/09).....	93t



LEAGUE STATISTICS

REGULAR SEASON WEEK 12 AT ARIZONA CARDINALS

WEEK 11 / THROUGH MONDAY, NOVEMBER 20, 2017

OFFENSE	Minn.	Det.	LA-C	Dal.	NY-G	Wash.	T.B.	Atl.
GAMES (Won-Lost)	8-2	6-4	4-6	5-5	2-8	4-6	4-6	6-4
FIRST DOWNS	209	189	198	202	172	194	202	207
Rushing	58	41	47	82	42	45	39	63
Passing	127	134	130	108	116	135	144	128
Penalty	24	14	21	12	14	14	19	16
YDS GAINED (tot)	3725	3384	3413	3422	3085	3594	3428	3591
Avg per Game	372.5	338.4	341.3	342.2	308.5	359.4	342.8	359.1
RUSHING (net)	1233	808	944	1404	920	1026	798	1137
Avg per Game	123.3	80.8	94.4	140.4	92.0	102.6	79.8	113.7
Rushes	305	241	244	294	230	265	233	262
Yards per Rush	4.0	3.4	3.9	4.8	4.0	3.9	3.4	4.3
PASSING (net)	2492	2576	2469	2018	2165	2568	2630	2454
Avg per Game	249.2	257.6	246.9	201.8	216.5	256.8	263.0	245.4
Passes Att.	344	360	360	323	371	345	378	326
Completed	229	227	219	202	234	230	228	218
Pct Completed	66.6	63.1	60.8	62.5	63.1	66.7	60.3	66.9
Yards Gained	2576	2760	2547	2141	2298	2796	2740	2567
Sacked	10	33	12	22	22	25	19	16
Yards Lost	84	184	78	123	133	228	110	113
Had intercepted	5	5	7	7	7	5	9	8
Yards Opp Ret	87	120	95	169	36	60	104	188
Opp TDs on Int	0	3	0	2	0	1	0	1
PUNTS	39	43	53	40	55	43	48	31
Avg Yards	41.4	43.7	48.9	43.9	44.2	45.0	42.3	44.1
PUNT RETURNS	18	23	21	17	13	15	15	12
Avg Return	10.6	16.5	8.0	5.4	5.8	5.0	10.0	8.3
Returned for TD	0	2	1	0	0	0	0	0
KICKOFF RETURNS	17	15	19	15	16	15	9	24
Avg Return	25.4	17.5	17.6	25.8	20.4	20.8	22.0	20.1
Returned for TD	0	0	0	0	0	0	0	0
PENALTIES	58	60	69	58	59	56	66	64
Yards Penalized	588	570	563	564	549	435	501	575
FUMBLES BY	9	13	10	8	11	22	15	11
Fumbles Lost	5	7	3	7	5	10	5	4
Opp Fumbles	13	12	14	13	12	11	19	14
Opp Fum Lost	4	8	5	7	5	4	10	7
POSS. TIME (avg)	31:47	30:42	28:19	30:27	28:04	30:39	29:02	29:15
TOUCHDOWNS	25	30	27	29	18	27	23	25
Rushing	10	4	7	12	3	9	3	8
Passing	15	19	17	16	14	17	17	15
Returns	0	7	3	1	1	1	3	2
EXTRA-PT KICKS	20/24	26/26	26/26	26/27	14/15	25/27	15/17	24/24
2-PT CONVERSIONS	1/1	1/4	0/1	0/2	1/3	0/0	1/6	0/1
FIELD GOALS/FGA	23/26	21/24	11/17	14/16	12/17	17/20	16/23	19/22
POINTS SCORED	241	271	221	242	162	238	203	231
DEFENSE	Minn.	Det.	LA-C	Dal.	NY-G	Wash.	T.B.	Atl.
POINTS ALLOWED	172	234	196	242	247	266	228	210
OPP FIRST DOWNS	181	202	195	205	208	201	205	204
Rushing	38	66	65	64	73	59	53	68
Passing	124	117	112	121	119	123	136	115
Penalty	19	19	18	20	16	19	16	21
OPP YARDS GAINED	2905	3545	3487	3316	3966	3636	3835	3167
Avg per Game	290.5	354.5	348.7	331.6	396.6	363.6	383.5	316.7
OPP RUSHING(net)	777	1142	1389	1157	1327	1146	1072	1159
Avg per Game	77.7	114.2	138.9	115.7	132.7	114.6	107.2	115.9
Rushes	232	260	282	251	303	264	273	260
Yards per Rush	3.3	4.4	4.9	4.6	4.4	4.3	3.9	4.5
OPP PASSING(net)	2128	2403	2098	2159	2639	2490	2763	2008
Avg per Game	212.8	240.3	209.8	215.9	263.9	249.0	276.3	200.8
Passes Att.	361	347	352	350	354	341	360	347
Completed	224	218	222	229	221	215	240	222
Pct Completed	62.0	62.8	63.1	65.4	62.4	63.0	66.7	64.0
Sacked	27	21	30	28	14	24	15	29
Yards Lost	201	136	181	237	74	151	93	218
INTERCEPTED BY	8	11	12	5	7	11	9	3
Yards Returned	94	192	123	56	90	71	175	44
Returned for TD	0	3	1	1	1	1	1	0
OPP PUNT RETURNS	12	16	34	12	27	20	16	13
Avg return	4.6	6.6	7.8	4.5	11.6	10.0	6.0	6.2
OPP KICKOFF RET	29	27	30	22	19	17	19	19
Avg return	23.7	21.0	25.5	22.7	22.9	19.7	20.4	26.1
OPP TOUCHDOWNS	16	28	20	28	27	29	26	21
Rushing	6	12	8	7	6	8	8	6
Passing	10	12	12	18	20	18	17	13
Returns	0	4	0	3	1	3	1	2

WEEK 11 / THROUGH MONDAY, NOVEMBER 20, 2017

OFFENSE	Clev.	Cin.	Tenn.	Ind.	Buff.	K.C.	Miami	N.E.
GAMES (Won-Lost)	0-10	4-6	6-4	3-7	5-5	6-4	4-6	8-2
FIRST DOWNS	191	153	185	167	170	202	176	250
Rushing	58	39	59	54	56	56	35	60
Passing	104	97	101	97	101	129	116	158
Penalty	29	17	25	16	13	17	25	32
YDS GAINED (tot)	3007	2656	3274	3008	3021	3709	2923	4105
Avg per Game	300.7	265.6	327.4	300.8	302.1	370.9	292.3	410.5
RUSHING (net)	1012	680	1175	959	1177	1184	804	1060
Avg per Game	101.2	68.0	117.5	95.9	117.7	118.4	80.4	106.0
Rushes	238	228	275	273	287	249	222	270
Yards per Rush	4.3	3.0	4.3	3.5	4.1	4.8	3.6	3.9
PASSING (net)	1995	1976	2099	2049	1844	2525	2119	3045
Avg per Game	199.5	197.6	209.9	204.9	184.4	252.5	211.9	304.5
Passes Att.	379	296	324	312	303	335	367	383
Completed	205	183	201	188	191	231	230	264
Pct Completed	54.1	61.8	62.0	60.3	63.0	69.0	62.7	68.9
Yards Gained	2198	2158	2251	2300	1987	2674	2248	3183
Sacked	32	27	25	39	29	25	18	23
Yards Lost	203	182	152	251	143	149	129	138
Had intercepted	20	8	12	7	8	5	13	2
Yards Opp Ret	309	95	213	156	173	29	213	2
Opp TDs on Int	1	0	2	4	1	0	2	0
PUNTS	55	57	47	58	50	43	52	34
Avg Yards	48.0	46.9	51.9	44.8	45.6	44.4	45.3	43.4
PUNT RETURNS	28	33	22	21	15	24	25	15
Avg Return	5.5	9.6	9.6	4.7	9.1	7.5	6.4	10.5
Returned for TD	0	0	0	0	0	1	0	0
KICKOFF RETURNS	17	20	21	20	19	28	23	14
Avg Return	23.9	21.6	19.9	23.3	21.6	23.1	21.0	28.4
Returned for TD	0	0	0	0	0	0	0	1
PENALTIES	70	70	60	67	74	81	84	62
Yards Penalized	614	599	568	583	622	744	635	558
FUMBLES BY	16	17	5	16	12	11	11	9
Fumbles Lost	8	9	5	5	5	2	4	3
Opp Fumbles	14	6	14	16	20	12	14	13
Opp Fum Lost	5	3	5	6	7	5	5	5
POSS. TIME (avg)	28:20	26:45	30:34	29:46	27:29	30:58	28:56	30:48
TOUCHDOWNS	18	21	22	18	22	27	18	30
Rushing	8	3	13	8	8	6	1	7
Passing	9	16	9	9	12	18	16	22
Returns	1	2	0	1	2	3	1	1
EXTRA-PT KICKS	16/17	19/21	21/22	15/17	22/22	25/25	14/17	28/29
2-PT CONVERSIONS	1/1	0/0	0/0	0/1	0/0	0/2	1/1	1/1
FIELD GOALS/FGA	8/12	8/10	23/27	18/19	18/20	25/26	11/12	26/29
POINTS SCORED	150	169	222	179	208	262	157	290
DEFENSE	Clev.	Cin.	Tenn.	Ind.	Buff.	K.C.	Miami	N.E.
POINTS ALLOWED	259	199	253	280	250	220	254	203
OPP FIRST DOWNS	186	199	212	208	225	233	199	221
Rushing	51	62	46	55	75	74	50	63
Passing	116	108	151	131	128	134	128	142
Penalty	19	29	15	22	22	25	21	16
OPP YARDS GAINED	3137	3230	3304	3858	3668	3830	3392	4019
Avg per Game	313.7	323.0	330.4	385.8	366.8	383.0	339.2	401.9
OPP RUSHING(net)	917	1224	892	1113	1199	1292	1099	1199
Avg per Game	91.7	122.4	89.2	111.3	119.9	129.2	109.9	119.9
Rushes	295	316	251	277	285	279	264	241
Yards per Rush	3.1	3.9	3.6	4.0	4.2	4.6	4.2	5.0
OPP PASSING(net)	2220	2006	2412	2745	2469	2538	2293	2820
Avg per Game	222.0	200.6	241.2	274.5	246.9	253.8	229.3	282.0
Passes Att.	316	350	385	348	364	359	321	380
Completed	213	205	236	209	236	196	217	242
Pct Completed	67.4	58.6	61.3	60.1	64.8	54.6	67.6	63.7
Sacked	22	29	17	19	15	19	17	17
Yards Lost	118	180	109	129	80	101	103	112
INTERCEPTED BY	6	7	9	8	11	9	3	8
Yards Returned	97	231	124	127	129	72	21	86
Returned for TD	1	2	0	1	0	0	0	0
OPP PUNT RETURNS	34	27	26	14	27	16	22	17
Avg return	10.1	11.0	7.5	5.4	4.9	5.7	7.5	5.3
OPP KICKOFF RET	7	15	17	15	19	17	20	37
Avg return	13.9	21.3	27.7	18.5	21.9	19.1	20.7	19.1
OPP TOUCHDOWNS	30	19	28	31	27	26	30	24
Rushing	6	6	4	10	16	10	8	5
Passing	20	12	21	15	9	16	18	18
Returns	4	1	3	6	2	0	4	1

WEEK 11 / THROUGH MONDAY, NOVEMBER 20, 2017

OFFENSE	Car.	NY-J	Chi.	Phil.	N.O.	LA-R	Sea.	S.F.
GAMES (Won-Lost)	7-3	4-6	3-7	9-1	8-2	7-3	6-4	1-9
FIRST DOWNS	208	166	171	214	225	198	203	188
Rushing	82	43	63	73	82	60	53	54
Passing	110	103	88	119	131	120	132	119
Penalty	16	20	20	22	12	18	18	15
YDS GAINED (tot)	3366	3069	3022	3776	4157	3754	3676	3259
Avg per Game	336.6	306.9	302.2	377.6	415.7	375.4	367.6	325.9
RUSHING (net)	1276	1016	1318	1446	1440	1204	1042	1015
Avg per Game	127.6	101.6	131.8	144.6	144.0	120.4	104.2	101.5
Rushes	305	252	290	316	299	293	261	232
Yards per Rush	4.2	4.0	4.5	4.6	4.8	4.1	4.0	4.4
PASSING (net)	2090	2053	1704	2330	2717	2550	2634	2244
Avg per Game	209.0	205.3	170.4	233.0	271.7	255.0	263.4	224.4
Passes Att.	329	314	287	319	341	321	379	391
Completed	202	217	172	191	244	198	237	220
Pct Completed	61.4	69.1	59.9	59.9	71.6	61.7	62.5	56.3
Yards Gained	2249	2273	1880	2465	2783	2656	2797	2474
Sacked	23	32	25	24	10	15	26	32
Yards Lost	159	220	176	135	66	106	163	230
Had intercepted	11	8	7	5	5	4	8	9
Yards Opp Ret	164	50	102	40	2	73	145	119
Opp TDs on Int	1	0	1	1	1	0	0	1
PUNTS	40	54	53	40	30	37	53	53
Avg Yards	47.2	47.4	48.0	46.5	47.3	46.8	44.8	44.8
PUNT RETURNS	27	23	22	18	22	27	23	21
Avg Return	6.4	5.7	7.3	11.2	6.4	7.6	6.8	9.0
Returned for TD	0	0	0	0	0	0	0	0
KICKOFF RETURNS	18	20	31	10	22	21	21	22
Avg Return	20.9	19.8	22.3	21.3	19.5	29.3	25.2	18.5
Returned for TD	0	0	0	0	0	1	0	0
PENALTIES	45	81	65	66	62	70	103	78
Yards Penalized	371	739	546	608	540	579	886	613
FUMBLES BY	12	19	18	11	13	17	11	11
Fumbles Lost	5	8	10	5	6	9	3	7
Opp Fumbles	9	15	10	10	13	15	14	14
Opp Fum Lost	4	7	8	6	3	7	8	6
POSS. TIME (avg)	33:42	30:13	28:51	32:50	32:15	29:53	30:39	26:32
TOUCHDOWNS	22	22	20	37	34	31	27	17
Rushing	8	8	7	9	15	11	3	9
Passing	14	14	10	25	15	16	21	8
Returns	0	0	3	3	4	4	3	0
EXTRA-PT KICKS	21/22	21/21	17/17	26/30	30/33	31/31	21/22	15/16
2-PT CONVERSIONS	0/0	0/1	1/2	6/7	1/1	0/0	2/5	0/1
FIELD GOALS/FGA	20/21	16/20	11/16	20/24	22/26	28/29	17/22	19/21
POINTS SCORED	213	201	174	320	302	303	242	174
DEFENSE	Car.	NY-J	Chi.	Phil.	N.O.	LA-R	Sea.	S.F.
POINTS ALLOWED	180	222	221	188	196	186	199	260
OPP FIRST DOWNS	157	206	186	171	180	183	196	227
Rushing	41	52	55	35	56	52	46	77
Passing	106	119	111	120	102	112	115	126
Penalty	10	35	20	16	22	19	35	24
OPP YARDS GAINED	2780	3469	3190	3068	3267	3350	3149	3798
Avg per Game	278.0	346.9	319.0	306.8	326.7	335.0	314.9	379.8
OPP RUSHING(net)	806	1179	1060	710	1154	1233	998	1335
Avg per Game	80.6	117.9	106.0	71.0	115.4	123.3	99.8	133.5
Rushes	209	291	276	193	245	272	257	337
Yards per Rush	3.9	4.1	3.8	3.7	4.7	4.5	3.9	4.0
OPP PASSING(net)	1974	2290	2130	2358	2113	2117	2151	2463
Avg per Game	197.4	229.0	213.0	235.8	211.3	211.7	215.1	246.3
Passes Att.	319	350	318	395	329	338	351	340
Completed	205	213	209	241	200	199	203	217
Pct Completed	64.3	60.9	65.7	61.0	60.8	58.9	57.8	63.8
Sacked	29	19	29	29	27	28	26	20
Yards Lost	165	114	186	199	183	173	180	120
INTERCEPTED BY	5	10	4	14	10	12	8	6
Yards Returned	65	145	226	163	127	270	181	85
Returned for TD	0	0	2	1	2	2	2	0
OPP PUNT RETURNS	13	26	28	19	12	13	25	22
Avg return	5.9	8.5	12.1	7.0	11.4	5.2	7.4	2.5
OPP KICKOFF RET	7	12	20	27	15	12	26	7
Avg return	20.7	22.3	24.4	23.6	25.9	21.7	18.5	25.1
OPP TOUCHDOWNS	20	27	23	20	22	22	22	28
Rushing	4	6	8	4	6	10	9	9
Passing	14	20	11	14	14	12	12	18
Returns	2	1	4	2	2	0	1	1

WEEK 11 / THROUGH MONDAY, NOVEMBER 20, 2017

OFFENSE	Jax	Ariz.	Denv.	Oak.	G.B.	Pitt.	Hou.	Balt.
GAMES (Won-Lost)	7-3	4-6	3-7	4-6	5-5	8-2	4-6	5-5
FIRST DOWNS	201	198	191	187	199	204	214	179
Rushing	67	31	56	45	58	59	61	62
Passing	110	137	119	124	120	123	121	99
Penalty	24	30	16	18	21	22	32	18
YDS GAINED (tot)	3621	3282	3298	3265	3088	3575	3500	2798
Avg per Game	362.1	328.2	329.8	326.5	308.8	357.5	350.0	279.8
RUSHING (net)	1606	693	1129	897	1024	1024	1285	1146
Avg per Game	160.6	69.3	112.9	89.7	102.4	102.4	128.5	114.6
Rushes	349	232	278	214	236	288	302	287
Yards per Rush	4.6	3.0	4.1	4.2	4.3	3.6	4.3	4.0
PASSING (net)	2015	2589	2169	2368	2064	2551	2215	1652
Avg per Game	201.5	258.9	216.9	236.8	206.4	255.1	221.5	165.2
Passes Att.	318	392	364	362	351	352	329	336
Completed	184	230	214	228	224	218	192	219
Pct Completed	57.9	58.7	58.8	63.0	63.8	61.9	58.4	65.2
Yards Gained	2084	2775	2370	2456	2325	2641	2431	1806
Sacked	16	28	31	15	36	14	32	22
Yards Lost	69	186	201	88	261	90	216	154
Had intercepted	7	11	14	9	10	10	11	11
Yards Opp Ret	50	200	322	46	141	149	335	216
Opp TDs on Int	0	1	1	0	1	2	2	1
PUNTS	55	53	44	40	44	43	57	55
Avg Yards	43.5	46.5	44.4	50.0	44.5	43.9	49.5	45.5
PUNT RETURNS	20	23	29	16	15	16	23	20
Avg Return	8.5	5.3	9.0	5.4	8.9	6.1	9.7	12.6
Returned for TD	1	0	0	0	0	0	0	1
KICKOFF RETURNS	10	18	27	21	17	13	17	17
Avg Return	21.4	19.6	23.4	23.1	22.0	16.5	20.9	28.4
Returned for TD	0	0	0	0	0	0	0	1
PENALTIES	68	73	73	67	63	70	71	60
Yards Penalized	594	586	592	620	520	582	607	471
FUMBLES BY	14	11	17	17	11	8	15	14
Fumbles Lost	5	5	9	6	4	3	8	4
Opp Fumbles	18	11	5	12	14	13	12	13
Opp Fum Lost	10	2	2	6	9	4	4	7
POSS. TIME (avg)	32:33	29:10	31:48	28:18	28:54	31:51	30:48	30:02
TOUCHDOWNS	27	20	19	24	25	22	33	22
Rushing	9	4	5	9	9	5	6	5
Passing	12	15	12	15	15	16	23	11
Returns	6	1	2	0	1	1	4	6
EXTRA-PT KICKS	21/24	17/18	18/18	22/23	21/23	19/20	27/29	19/19
2-PT CONVERSIONS	1/3	0/1	0/1	1/1	0/2	1/2	2/4	1/3
FIELD GOALS/FGA	20/25	13/19	17/23	12/14	11/14	24/27	12/14	20/23
POINTS SCORED	245	176	183	204	204	227	267	213
DEFENSE	Jax	Ariz.	Denv.	Oak.	G.B.	Pitt.	Hou.	Balt.
POINTS ALLOWED	141	254	259	247	230	165	262	171
OPP FIRST DOWNS	157	193	167	195	199	159	180	173
Rushing	53	53	36	56	56	50	44	59
Passing	92	123	110	126	126	94	116	97
Penalty	12	17	21	13	17	15	20	17
OPP YARDS GAINED	2756	3442	2832	3670	3401	2876	3448	3060
Avg per Game	275.6	344.2	283.2	367.0	340.1	287.6	344.8	306.0
OPP RUSHING(net)	1136	1013	855	1138	1057	976	920	1208
Avg per Game	113.6	101.3	85.5	113.8	105.7	97.6	92.0	120.8
Rushes	253	276	260	277	284	239	251	297
Yards per Rush	4.5	3.7	3.3	4.1	3.7	4.1	3.7	4.1
OPP PASSING(net)	1620	2429	1977	2532	2344	1900	2528	1852
Avg per Game	162.0	242.9	197.7	253.2	234.4	190.0	252.8	185.2
Passes Att.	322	369	311	325	323	320	328	318
Completed	184	224	192	235	220	193	209	181
Pct Completed	57.1	60.7	61.7	72.3	68.1	60.3	63.7	56.9
Sacked	40	24	22	14	21	34	25	28
Yards Lost	264	148	119	81	158	257	158	192
INTERCEPTED BY	13	9	5	0	7	12	10	16
Yards Returned	269	199	126	0	49	136	142	288
Returned for TD	2	1	1	0	1	0	2	2
OPP PUNT RETURNS	16	31	17	21	16	17	31	22
Avg return	7.4	11.0	10.5	6.5	5.7	8.9	11.6	9.1
OPP KICKOFF RET	25	20	11	10	20	22	18	16
Avg return	22.5	19.4	28.7	21.0	23.5	21.6	22.6	18.8
OPP TOUCHDOWNS	15	29	30	25	24	18	29	18
Rushing	6	9	4	6	9	7	3	6
Passing	7	18	22	17	13	9	22	11
Returns	2	2	4	2	2	2	4	1

WEEK 11 / THROUGH MONDAY, NOVEMBER 20, 2017

OFFENSE	NFL/Avg
GAMES (Won-Lost)	---
FIRST DOWNS	194.2
Rushing	55.7
Passing	118.8
Penalty	19.7
YDS GAINED (tot)	3370.3
Avg per Game	337.0
RUSHING (net)	1090.1
Avg per Game	109.0
Rushes	267.2
Yards per Rush	4.1
PASSING (net)	2280.3
Avg per Game	228.0
Passes Att.	343.5
Completed	214.7
Pct Completed	62.5
Yards Gained	2434.0
Sacked	23.7
Yards Lost	153.8
Had intercepted	8.4
Yards Opp Ret	131.3
Opp TDs on Int	0.9
PUNTS	46.8
Avg Yards	45.8
PUNT RETURNS	20.7
Avg Return	8.1
Returned for TD	0.2
KICKOFF RETURNS	18.7
Avg Return	22.1
Returned for TD	0.1
PENALTIES	67.9
Yards Penalized	585.1
FUMBLES BY	13.0
Fumbles Lost	5.8
Opp Fumbles	13.0
Opp Fum Lost	5.8
POSS. TIME (avg)	30:00
TOUCHDOWNS	24.4
Rushing	7.3
Passing	15.1
Returns	2.1
EXTRA POINTS (tot)	94%
Kicks Made/2Pt	40%
FIELD GOALS/FGA	17/21
POINTS SCORED	221.7

DEFENSE	NFL/Avg
POINTS ALLOWED	221.7
OPP FIRST DOWNS	194.2
Rushing	55.7
Passing	118.8
Penalty	19.7
OPP YARDS GAINED	3370.3
Avg per Game	337.0
OPP RUSHING (net)	1090.1
Avg per Game	109.0
Rushes	267.2
Yards per Rush	4.1
OPP PASSING (net)	2280.3
Avg per Game	228.0
Passes Att.	343.5
Completed	214.7
Pct Completed	62.5
Sacked	23.7
Yards Lost	153.8
INTERCEPTED BY	8.4
Yards Returned	131.3
Returned for TD	0.9
OPP PUNT RETURNS	20.7
Avg return	8.1
OPP KICKOFF RET	18.7
Avg return	22.1
OPP TOUCHDOWNS	24.4
Rushing	7.3
Passing	15.1
Returns	2.1

WEEK 11 / THROUGH MONDAY, NOVEMBER 20, 2017**TEAM RANKINGS****American Football Conference****Offense****Defense**

	Total	Rush	Pass	Total	Rush	Pass
Balt.	15	6	16	4	13	2
Buff.	11	4	15	12	11T	11
Cin.	16	16	14	6	14	5
Cleve.	13	11	13	5	3	7
Denver	7	7	7	2	1	4
Hou.	5	2	6	9	4	12
Ind.	12	12	11	15	7	15
Jax	3	*1	12	*1	8	*1
K.C.	2	3	3	14	15	14
L.A.-C	6	13	4	11	16	6
Miami	14	15	8	8	6	9
N.E.	1	8	*1	16	11T	16
Jets	10	10	10	10	10	8
Oak.	9	14	5	13	9	13
Pitt.	4	9	2	3	5	3
Tenn.	8	5	9	7	2	10

National Football Conference**Offense****Defense**

	Total	Rush	Pass	Total	Rush	Pass
Ariz.	12	16	4	11	5	12
Atl.	7	8	9	5	13	2
Car.	11	5	13	1	3	1
Chi.	16	4	16	6	7	6
Dallas	9	3	15	8	12	8
Det.	10	14	5	12	9	11
G.B.	14	11	14	10	6	9
Rams	3	7	7	9	14	4
Minn.	4	6	8	2	2	5
N.O.	*1	2	1	7	11	3
Giants	15	13	12	16	15	15
Phil.	2	1	10	3	*1	10
S.F.	13	12	11	14	16	13
Sea.	5	9	2	4	4	7
T.B.	8	15	3	15	8	16
Wash.	6	10	6	13	10	14

National Football League**Offense****Defense**

	Total	Rush	Pass	Total	Rush	Pass
Ariz.	19	31	5	19	10	22
Atl.	10	14	13	10	22	7
Balt.	31	13	32	6	26	2
Buff.	27	11	30	25	24T	24
Car.	17	7	22	2	3	4
Chi.	26	5	31	11	12	12
Cin.	32	32	29	12	27	6
Cleve.	29	23	28	8	6	15
Dallas	14	4	26	15	21	14
Denver	18	15	18	3	4	5
Det.	16	28	6	23	18	20
G.B.	23	19T	23	18	11	18
Hou.	12	6	17	20	7	26
Ind.	28	24	25	30	15	30
Jax	8	*1	27	*1	16	*1
K.C.	6	10	10	28	29	28
L.A.-C	15	25	12	22	32	8
Rams	4	9	9	16	28	10
Miami	30	29	20	17	14	17
Minn.	5	8	11	5	2	11
N.E.	2	16	*1	32	24T	32
N.O.	*1	3	2	13	20	9
Giants	24	26	19	31	30	29
Jets	25	21	24	21	23	16
Oak.	21	27	14	26	17	27
Phil.	3	2	15	7	*1	19
Pitt.	11	19T	8	4	8	3
S.F.	22	22	16	27	31	23
Sea.	7	17	3	9	9	13
T.B.	13	30	4	29	13	31
Tenn.	20	12	21	14	5	21
Wash.	9	18	7	24	19	25

T = Tied for position*** = League Leader**

WEEK 11 / THROUGH MONDAY, NOVEMBER 20, 2017

AFC / TEAM/OFFENSE RANK

Tm	(A)	(B)	(C)	(D)	(E)	(F)	(G)	(H)	(I)	(J)	(K)	(L)	(M)	(N)	(O)	(P)	(Q)
BAL	15	16	6	10	16	16	11	7	11	15	4	1	1	9	10	8	7
BUF	11	11	4	7	15	12	8	13	13	5	11	6	8	8	7	9	4
CIN	16	13	16	16	14	7	9	12	16	14	5t	4t	9	7	11	14	11t
CLE	13	15	11	5	13	15	16	10	7t	16	2t	14	3	5	6	16	15
DEN	7	10	7	8	7	14	15	11	7t	2	13t	7	4	13	13	12	14
HOU	5	7	2	4	6	6	12	14	2	10	5t	3	12	3	5	2	8t
IND	12	12	12	15	11	11	5	16	14	7	16	16	5	11	3	13	2
JAC	3	6	1	2	12	8	4	5	5	6	1	8	10	15	15	4	11t
KC	2	1	3	1	3	2	2	8	4	4	13t	10	7	12	12	3	1
LAC	6	3	13	12	4	4	3	1	6	12	5t	9	15	4	8	7	16
MIA	14	14	15	13	8	13	13	4	12	13	15	11	11	10	9	15	3
NE	1	2	8	11	1	1	1	6	1	1	5t	2	2	16	14	1	5
NYJ	10	9	10	9	10	10	7	15	15	9	2t	13	14	6	4	11	11t
OAK	9	4	14	6	5	5	6	3	9	3	10	15	6	2	2	10	8t
PIT	4	5	9	14	2	3	10	2	3	8	12	12	16	14	16	5	6
TEN	8	8	5	3	9	9	14	9	10	11	5t	4t	13	1	1	6	10

AFC / OPPONENT/DEFENSE RANK

Tm	(A)	(B)	(C)	(D)	(E)	(F)	(G)	(H)	(I)	(J)	(K)	(L)	(M)	(N)	(O)	(P)	(Q)	(R)	(S)
BAL	4	3	13	8	2	3	1	3	4	3t	4t	12	3	5	5	3	11	4t	10
BUF	12	10	11t	12	11	9	6	16	15	13	13t	1	10	1	1	10	15	11	15
CIN	6	2	14	5	5	2	12	5	9t	15	4t	15	8	12	3	5	10	9	14
CLE	5	6	3	1	7	10	13	8	6	7	11t	13	1	8	6	13t	7	16	9
DEN	2	4	1	2	4	6	14	7	3	1	4t	14	16	13	7	13t	12	13	3
HOU	9	12	4	4	12	14	5	6	5	6	9	16	13	14	11	15	14	7	5
IND	15	15	7	6	15	16	10	9	12	12	15	3	2	15	15	16	4	15	16
JAC	1	1	8	13	1	1	2	1	1	2	1	6	12	9	8	1	13	1	1
KC	14	13	15	14	14	11	8	12	16	9	13t	4	4	2	2	7	5	4t	8
LAC	11	8	16	15	6	5	4	4	7t	11	4t	9	14	10	9	4	8t	6	7
MIA	8	11	6	11	9	12	15	11	9t	8	4t	7	6	11	14	12	2	14	13
NE	16	16	11t	16	16	13	11	13	14	14	10	2	5	4	4	6	1	2	4
NYJ	10	9	10	7	8	8	7	10	11	10	2	10	11	7	10	8	3	8	11
OAK	13	14	9	10	13	15	16	15	7t	16	11t	5	7	6	12	9	8t	12	12
PIT	3	5	5	9	3	4	3	2	2	3t	3	11	9	3	13	2	6	3	2
TEN	7	7	2	3	10	7	9	14	13	3t	16	8	15	16	16	11	16	10	6

- (A) Total Yards per Game
- (B) Yards per Play
- (C) Rushing Yards per Game
- (D) Rushing Yards per Attempt
- (E) Passing Net Yards per Game
- (F) Passing Net Yards per Play
- (G) Passing, Percent Had Intercepted
- (H) Sacks per Pass Play
- (I) First Downs per Game
- (J) Third Down Efficiency
- (K) Fourth Down Efficiency
- (L) Punt Return Average
- (M) Kickoff Return Average
- (N) Gross Punting Average
- (O) Net Punting Average
- (P) Points per Game
- (Q) Field Goal Percentage
- Combined Offense/Defense Rank
- (R) Points per Game Differential
- (S) Net Yards per Game Differential

WEEK 11 / THROUGH MONDAY, NOVEMBER 20, 2017

NFC / TEAM/OFFENSE RANK

Tm	(A)	(B)	(C)	(D)	(E)	(F)	(G)	(H)	(I)	(J)	(K)	(L)	(M)	(N)	(O)	(P)	(Q)
ARI	12	12	16	16	4	10	14	10	10t	11	11	15	13	6	13	13	16
ATL	7	3	8	6	9	3	13	4	5	5	13t	7	12	12	6	9	7
CAR	11	11	5	8	13	11	16	9	4	1	12	12	9	3	3	10	2
CHI	16	13	4	4	16	14	12	14	16	14	6t	9	5	1	12	14t	15
DAL	9	9	3	2	15	12	9	7	7t	6	6t	14	2	13	5	5t	5t
DET	10	10	14	15	5	8	2	15	13	10	16	1	16	14	9	4	5t
GB	14	15	11	7	14	15	15	16	9	9	4	6	6t	10	4	11	11
LAR	3	2	7	9	7	2	1	3	10t	2	13t	8	1	4	1	2	1
MIN	4	6	6	10	8	4	4	1	3	4	15	3	3	16	11	7	4
NO	1	1	2	1	1	1	5	2	1	7	1	11	14	2	7	3	9
NYG	15	16	13	11	12	13	7	6	15	16	8	13	11	11	16	16	13
PHI	2	4	1	3	10	6	6	12	2	3	2	2	8	5	8	1	10
SF	13	14	12	5	11	16	10	13	14	15	9	5	15	9	2	14t	3
SEA	5	7	9	12	2	9	8	8	6	8	5	10	4	8	10	5t	12
TB	8	8	15	14	3	7	11	5	7t	13	10	4	6t	15	14	12	14
WAS	6	5	10	13	6	5	3	11	12	12	3	16	10	7	15	8	8

NFC / OPPONENT/DEFENSE RANK

Tm	(A)	(B)	(C)	(D)	(E)	(F)	(G)	(H)	(I)	(J)	(K)	(L)	(M)	(N)	(O)	(P)	(Q)	(R)	(S)
ARI	11	7	5	2	12	10	7	11	7	14	7	13	2	8	14	14	16	14	10
ATL	5	4	13	13	2	1	16	3	12	8	12	8	16	14	8	7	7	8	6
CAR	1	5	3	6	1	4	13	2	1	3	2	6	5	12	13	2	9	7	4
CHI	6	6	7	5	6	9	15	1	6	5	14	16	13	15	16	8	14	13	12
DAL	8	9	12	15	8	6	14	6	13t	12	8	2	8	9	12	12	5t	9	8
DET	12	13	9	12	11	11	4	13	11	4	10t	9	6	11	1	11	2	6	11
GB	10	10	6	4	9	12	10	12	9	9	15	5	10	2	4	10	10	11	13
LAR	9	8	14	14	4	7	1	4	5	7	9	4	7	1	2	3	1	2	7
MIN	2	1	2	1	5	2	9	7	4	1	10t	3	12	6	6	1	13	4	2
NO	7	11	11	16	3	8	5	5	3	10	4t	14	15	5	5	5	4	3	1
NYG	16	15	15	11	15	15	11	16	15	13	3	15	9	3	9	13	5t	15	16
PHI	3	3	1	3	10	3	2	9	2	2	4t	10	11	10	3	4	12	1	3
SF	14	12	16	9	13	14	12	14	16	15	16	1	14	13	7	15	15	16	15
SEA	4	2	4	7	7	5	8	8	8	6	4t	11	1	7	10	6	11	5	5
TB	15	16	8	8	16	16	6	15	13t	16	1	7	4	16	15	9	8	10	14
WAS	13	14	10	10	14	13	3	10	10	11	13	12	3	4	11	16	3	12	9

- (A) Total Yards per Game
- (B) Yards per Play
- (C) Rushing Yards per Game
- (D) Rushing Yards per Attempt
- (E) Passing Net Yards per Game
- (F) Passing Net Yards per Play
- (G) Passing, Percent Had Intercepted
- (H) Sacks per Pass Play
- (I) First Downs per Game
- (J) Third Down Efficiency
- (K) Fourth Down Efficiency
- (L) Punt Return Average
- (M) Kickoff Return Average
- (N) Gross Punting Average
- (O) Net Punting Average
- (P) Points per Game
- (Q) Field Goal Percentage
- (R) Points per Game Differential
- (S) Net Yards per Game Differential

WEEK 11 / THROUGH MONDAY, NOVEMBER 20, 2017

NFL / TEAM/OFFENSE RANK

Tm	(A)	(B)	(C)	(D)	(E)	(F)	(G)	(H)	(I)	(J)	(K)	(L)	(M)	(N)	(O)	(P)	(Q)
BAL	31	32	13	21	32	32	26	13	25	31	7t	2	2	15	18	17t	13
BUF	27	27	11	16	30	24	21	28	29	13	23	10	15	14	14	19	7
CIN	32	29	32	32	29	17	22	26	32	30	10t	8t	16	10	20	29	21t
CLE	29	31	23	12	28	31	32	23	19t	32	5t	27	7	6	13	32	31
DEN	18	26	15	17	18	27	31	24	19t	8	25t	12	8	23	24	24	26
HOU	12	17	6	11	17	16	27t	29	3t	21	10t	7	21	3	9	6	15t
IND	28	28	24	28	25	23	14	32	30	17	31t	32	9	18	6	25	4
JAC	8	16	1	4	27	18	13	10	13	16	3	14	17	29	27	8	21t
KC	6	2	10	3	10	6	7	19	10t	12	25t	18	11	22	22	7	2
LAC	15	9	25	25	12	10	10	3	15t	25	10t	16	30	4	15	16	32
MIA	30	30	29	26	20	26	29	7	26	26	30	21	19	16	17	31	5
NE	2	3	16	23	1	3	1	12	1	5	10t	5	3	30	26	4	8
NYJ	25	19	21	19	24	21	20	30	31	19t	5t	26	26	7	8	23	21t
OAK	21	10	27	13	14	14	19	5	23	9	19t	28	10	2	2	20t	15t
PIT	11	12	19t	27	8	7	24	4	8	18	24	24	32	26	28	14	9
TEN	20	18	12	10	21	19	30	21	24	24	10t	8t	25	1	1	15	17
ARI	19	21	31	31	5	15	23	17	15t	19t	21	30	27	13	29	26	30
ATL	10	5	14	8	13	4	18	8	7	6	25t	15	24	25	11	13	14
CAR	17	20	7	14	22	20	27t	16	6	1	22	23	20	9	5	17t	3
CHI	26	22	5	6	31	28	17	25	28	27	10t	19	12	5	25	27t	29
DAL	14	14	4	2	26	22	12	14	10t	7	10t	29	4	27	10	9t	11t
DET	16	15	28	30	6	12	3	27	21	15	31t	1	31	28	19	5	11t
GB	23	24	19t	9	23	29	25	31	14	14	7t	13	13t	21	7	20t	24
LAR	4	4	9	15	9	2	2	6	15t	2	25t	17	1	11	3	2	1
MIN	5	8	8	18	11	5	5	1	5	4	29	4	5	32	23	11	10
NO	1	1	3	1	2	1	6	2	2	10	1	22	28	8	12	3	19
NYG	24	25	26	20	19	25	9	11	27	29	17	25	23	24	32	30	27
PHI	3	6	2	5	15	9	8	20	3t	3	2	3	18	12	16	1	20
SF	22	23	22	7	16	30	15	22	22	28	18	11	29	20	4	27t	6
SEA	7	11	17	22	3	13	11	15	9	11	9	20	6	19	21	9t	25
TB	13	13	30	29	4	11	16	9	10t	23	19t	6	13t	31	30	22	28
WAS	9	7	18	24	7	8	4	18	18	22	4	31	22	17	31	12	18

- (A) Total Yards per Game
- (B) Yards per Play
- (C) Rushing Yards per Game
- (D) Rushing Yards per Attempt
- (E) Passing Net Yards per Game
- (F) Passing Net Yards per Play
- (G) Passing, Percent Had Intercepted
- (H) Sacks per Pass Play
- (I) First Downs per Game
- (J) Third Down Efficiency
- (K) Fourth Down Efficiency
- (L) Punt Return Average
- (M) Kickoff Return Average
- (N) Gross Punting Average
- (O) Net Punting Average
- (P) Points per Game
- (Q) Field Goal Percentage

WEEK 11 / THROUGH MONDAY, NOVEMBER 20, 2017

NFL / OPPONENT/DEFENSE RANK

Tm	(A)	(B)	(C)	(D)	(E)	(F)	(G)	(H)	(I)	(J)	(K)	(L)	(M)	(N)	(O)	(P)	(Q)	(R)	(S)
BAL	6	4	26	17	2	4	1	5	6	5t	7t	23	4	11	7	3	22t	9t	22
BUF	25	22	24t	21	24	19	11	31	30	24	22t	4	17	1	2	23	30	23	30
CIN	12	2	27	11	6	2	22	8	17t	28	7t	28	14	25	5	10t	20	21	29
CLE	8	7	6	1	15	21	24	18	11t	12	19t	25	1	16	12	27t	14t	32	18
DEN	3	5	4	2	5	14	26	16	4	3	7t	26	32	26	13	27t	24	26	8
HOU	20	25	7	5	26	28	9	12	7t	8	15	30	20	28	21	30	29	15	13
IND	30	31	15	15	30	32	17	23	26t	22	24	7	2	29	31	32	8t	31	31
JAC	1	1	16	26	1	1	2	1	1t	4	1t	16	19	17	14	1	28	4	2
KC	28	27	29	29	28	22	13	26	32	17	22t	8t	5	3	3	14	11	9t	17
LAC	22	16	32	31	8	7	6	6	14t	20	7t	20	28	21	15	8t	16t	13	16
MIA	17	23	14	20	17	23	30	25	17t	16	7t	18	10	24	28	25t	3	30	27
NE	32	32	24t	32	32	27	21	27	29	25	18	6	6	7	6	12	2	5	12
NYJ	21	17	23	16	16	18	12	24	25	18	3	21	18	15	17	16	4	17	24
OAK	26	30	17	19	27	31	32	29	14t	31	19t	13	12t	14	24	21t	16t	24	25
PIT	4	6	8	18	3	5	3	2	3	5t	4t	22	15	4	25	2	12	7	5
TEN	14	12	5	4	21	15	16	28	28	5t	27	19	31	32	32	24	31t	22	14
ARI	19	14	10	6	22	17	15	19	13	29	16	27	7	13	27	25t	31t	27	19
ATL	10	10	22	25	7	3	31	7	22	15	28	12	30	27	18	13	13	14	9
CAR	2	11	3	10	4	9	27	4	1t	9	4t	10	11	22	26	5	18	12	6
CHI	11	13	12	9	12	16	29	3	11t	11	30	32	26	30	30	15	26	25	21
DAL	15	18	21	28	14	11	28	11	23t	26	17	2	21	18	23	20	8t	16	11
DET	23	24	18	24	20	20	8	21	21	10	25t	14	12t	20	1	19	5	11	20
GB	18	19	11	8	18	24	20	20	17t	19	31	8t	23	5	9	18	19	19	23
LAR	16	15	28	27	10	12	4	9	10	14	21	5	16	2	4	6	1	2	10
MIN	5	3	2	3	11	6	19	13	9	1	25t	3	25	10	11	4	25	6	3
NO	13	20	20	30	9	13	10	10	7t	21	7t	29	29	9	10	8t	7	3	1
NYG	31	28	30	23	29	29	23	32	26t	27	6	31	22	6	19	21t	8t	28	32
PHI	7	9	1	7	19	8	5	15	5	2	7t	15	24	19	8	7	22t	1	4
SF	27	21	31	14	23	26	25	22	31	30	32	1	27	23	16	29	27	29	28
SEA	9	8	9	12	13	10	18	14	16	13	7t	17	3	12	20	10t	21	8	7
TB	29	29	13	13	31	30	14	30	23t	32	1t	11	9	31	29	17	14t	18	26
WAS	24	26	19	22	25	25	7	17	20	23	29	24	8	8	22	31	6	20	15

- (A) Total Yards per Game
- (B) Yards per Play
- (C) Rushing Yards per Game
- (D) Rushing Yards per Attempt
- (E) Passing Net Yards per Game
- (F) Passing Net Yards per Play
- (G) Passing, Percent Had Intercepted
- (H) Sacks per Pass Play
- (I) First Downs per Game
- (J) Third Down Efficiency
- (K) Fourth Down Efficiency
- (L) Punt Return Average
- (M) Kickoff Return Average
- (N) Gross Punting Average
- (O) Net Punting Average
- (P) Points per Game
- (Q) Field Goal Percentage
- (R) Points per Game Differential
- (S) Net Yards per Game Differential

WEEK 11 / THROUGH MONDAY, NOVEMBER 20, 2017**AFC / TOTAL OFFENSE**

Rank	Team	Total	Rushing	Passing	Total	Rushing	Passing
1)	New England	4105	1060	3045	410.5	106.0	304.5
2)	Kansas City	3709	1184	2525	370.9	118.4	252.5
3)	Jacksonville	3621	1606	2015	362.1	160.6	201.5
4)	Pittsburgh	3575	1024	2551	357.5	102.4	255.1
5)	Houston	3500	1285	2215	350.0	128.5	221.5
6)	Los Angeles Chargers	3413	944	2469	341.3	94.4	246.9
7)	Denver	3298	1129	2169	329.8	112.9	216.9
8)	Tennessee	3274	1175	2099	327.4	117.5	209.9
9)	Oakland	3265	897	2368	326.5	89.7	236.8
10)	New York Jets	3069	1016	2053	306.9	101.6	205.3
11)	Buffalo	3021	1177	1844	302.1	117.7	184.4
12)	Indianapolis	3008	959	2049	300.8	95.9	204.9
13)	Cleveland	3007	1012	1995	300.7	101.2	199.5
14)	Miami	2923	804	2119	292.3	80.4	211.9
15)	Baltimore	2798	1146	1652	279.8	114.6	165.2
16)	Cincinnati	2656	680	1976	265.6	68.0	197.6

AFC / TOTAL DEFENSE

Rank	Team	Total	Rushing	Passing	Total	Rushing	Passing
1)	Jacksonville	2756	1136	1620	275.6	113.6	162.0
2)	Denver	2832	855	1977	283.2	85.5	197.7
3)	Pittsburgh	2876	976	1900	287.6	97.6	190.0
4)	Baltimore	3060	1208	1852	306.0	120.8	185.2
5)	Cleveland	3137	917	2220	313.7	91.7	222.0
6)	Cincinnati	3230	1224	2006	323.0	122.4	200.6
7)	Tennessee	3304	892	2412	330.4	89.2	241.2
8)	Miami	3392	1099	2293	339.2	109.9	229.3
9)	Houston	3448	920	2528	344.8	92.0	252.8
10)	New York Jets	3469	1179	2290	346.9	117.9	229.0
11)	Los Angeles Chargers	3487	1389	2098	348.7	138.9	209.8
12)	Buffalo	3668	1199	2469	366.8	119.9	246.9
13)	Oakland	3670	1138	2532	367.0	113.8	253.2
14)	Kansas City	3830	1292	2538	383.0	129.2	253.8
15)	Indianapolis	3858	1113	2745	385.8	111.3	274.5
16)	New England	4019	1199	2820	401.9	119.9	282.0

WEEK 11 / THROUGH MONDAY, NOVEMBER 20, 2017**NFC / TOTAL OFFENSE**

Rank	Team	Total	Rushing	Passing	Total	Rushing	Passing
1)	New Orleans	4157	1440	2717	415.7	144.0	271.7
2)	Philadelphia	3776	1446	2330	377.6	144.6	233.0
3)	Los Angeles Rams	3754	1204	2550	375.4	120.4	255.0
4)	Minnesota	3725	1233	2492	372.5	123.3	249.2
5)	Seattle	3676	1042	2634	367.6	104.2	263.4
6)	Washington	3594	1026	2568	359.4	102.6	256.8
7)	Atlanta	3591	1137	2454	359.1	113.7	245.4
8)	Tampa Bay	3428	798	2630	342.8	79.8	263.0
9)	Dallas	3422	1404	2018	342.2	140.4	201.8
10)	Detroit	3384	808	2576	338.4	80.8	257.6
11)	Carolina	3366	1276	2090	336.6	127.6	209.0
12)	Arizona	3282	693	2589	328.2	69.3	258.9
13)	San Francisco	3259	1015	2244	325.9	101.5	224.4
14)	Green Bay	3088	1024	2064	308.8	102.4	206.4
15)	New York Giants	3085	920	2165	308.5	92.0	216.5
16)	Chicago	3022	1318	1704	302.2	131.8	170.4

NFC / TOTAL DEFENSE

Rank	Team	Total	Rushing	Passing	Total	Rushing	Passing
1)	Carolina	2780	806	1974	278.0	80.6	197.4
2)	Minnesota	2905	777	2128	290.5	77.7	212.8
3)	Philadelphia	3068	710	2358	306.8	71.0	235.8
4)	Seattle	3149	998	2151	314.9	99.8	215.1
5)	Atlanta	3167	1159	2008	316.7	115.9	200.8
6)	Chicago	3190	1060	2130	319.0	106.0	213.0
7)	New Orleans	3267	1154	2113	326.7	115.4	211.3
8)	Dallas	3316	1157	2159	331.6	115.7	215.9
9)	Los Angeles Rams	3350	1233	2117	335.0	123.3	211.7
10)	Green Bay	3401	1057	2344	340.1	105.7	234.4
11)	Arizona	3442	1013	2429	344.2	101.3	242.9
12)	Detroit	3545	1142	2403	354.5	114.2	240.3
13)	Washington	3636	1146	2490	363.6	114.6	249.0
14)	San Francisco	3798	1335	2463	379.8	133.5	246.3
15)	Tampa Bay	3835	1072	2763	383.5	107.2	276.3
16)	New York Giants	3966	1327	2639	396.6	132.7	263.9

WEEK 11 / THROUGH MONDAY, NOVEMBER 20, 2017**NFL / TOTAL OFFENSE**

Rank	Team	Total	Rushing	Passing	Total	Rushing	Passing
1)	New Orleans	4157	1440	2717	415.7	144.0	271.7
2)	New England	4105	1060	3045	410.5	106.0	304.5
3)	Philadelphia	3776	1446	2330	377.6	144.6	233.0
4)	Los Angeles Rams	3754	1204	2550	375.4	120.4	255.0
5)	Minnesota	3725	1233	2492	372.5	123.3	249.2
6)	Kansas City	3709	1184	2525	370.9	118.4	252.5
7)	Seattle	3676	1042	2634	367.6	104.2	263.4
8)	Jacksonville	3621	1606	2015	362.1	160.6	201.5
9)	Washington	3594	1026	2568	359.4	102.6	256.8
10)	Atlanta	3591	1137	2454	359.1	113.7	245.4
11)	Pittsburgh	3575	1024	2551	357.5	102.4	255.1
12)	Houston	3500	1285	2215	350.0	128.5	221.5
13)	Tampa Bay	3428	798	2630	342.8	79.8	263.0
14)	Dallas	3422	1404	2018	342.2	140.4	201.8
15)	Los Angeles Chargers	3413	944	2469	341.3	94.4	246.9
16)	Detroit	3384	808	2576	338.4	80.8	257.6
17)	Carolina	3366	1276	2090	336.6	127.6	209.0
18)	Denver	3298	1129	2169	329.8	112.9	216.9
19)	Arizona	3282	693	2589	328.2	69.3	258.9
20)	Tennessee	3274	1175	2099	327.4	117.5	209.9
21)	Oakland	3265	897	2368	326.5	89.7	236.8
22)	San Francisco	3259	1015	2244	325.9	101.5	224.4
23)	Green Bay	3088	1024	2064	308.8	102.4	206.4
24)	New York Giants	3085	920	2165	308.5	92.0	216.5
25)	New York Jets	3069	1016	2053	306.9	101.6	205.3
26)	Chicago	3022	1318	1704	302.2	131.8	170.4
27)	Buffalo	3021	1177	1844	302.1	117.7	184.4
28)	Indianapolis	3008	959	2049	300.8	95.9	204.9
29)	Cleveland	3007	1012	1995	300.7	101.2	199.5
30)	Miami	2923	804	2119	292.3	80.4	211.9
31)	Baltimore	2798	1146	1652	279.8	114.6	165.2
32)	Cincinnati	2656	680	1976	265.6	68.0	197.6

NFL / TOTAL DEFENSE

Rank	Team	Total	Rushing	Passing	Total	Rushing	Passing
1)	Jacksonville	2756	1136	1620	275.6	113.6	162.0
2)	Carolina	2780	806	1974	278.0	80.6	197.4
3)	Denver	2832	855	1977	283.2	85.5	197.7
4)	Pittsburgh	2876	976	1900	287.6	97.6	190.0
5)	Minnesota	2905	777	2128	290.5	77.7	212.8
6)	Baltimore	3060	1208	1852	306.0	120.8	185.2
7)	Philadelphia	3068	710	2358	306.8	71.0	235.8
8)	Cleveland	3137	917	2220	313.7	91.7	222.0
9)	Seattle	3149	998	2151	314.9	99.8	215.1
10)	Atlanta	3167	1159	2008	316.7	115.9	200.8
11)	Chicago	3190	1060	2130	319.0	106.0	213.0
12)	Cincinnati	3230	1224	2006	323.0	122.4	200.6
13)	New Orleans	3267	1154	2113	326.7	115.4	211.3
14)	Tennessee	3304	892	2412	330.4	89.2	241.2
15)	Dallas	3316	1157	2159	331.6	115.7	215.9
16)	Los Angeles Rams	3350	1233	2117	335.0	123.3	211.7
17)	Miami	3392	1099	2293	339.2	109.9	229.3
18)	Green Bay	3401	1057	2344	340.1	105.7	234.4
19)	Arizona	3442	1013	2429	344.2	101.3	242.9
20)	Houston	3448	920	2528	344.8	92.0	252.8
21)	New York Jets	3469	1179	2290	346.9	117.9	229.0
22)	Los Angeles Chargers	3487	1389	2098	348.7	138.9	209.8
23)	Detroit	3545	1142	2403	354.5	114.2	240.3
24)	Washington	3636	1146	2490	363.6	114.6	249.0
25)	Buffalo	3668	1199	2469	366.8	119.9	246.9
26)	Oakland	3670	1138	2532	367.0	113.8	253.2
27)	San Francisco	3798	1335	2463	379.8	133.5	246.3
28)	Kansas City	3830	1292	2538	383.0	129.2	253.8
29)	Tampa Bay	3835	1072	2763	383.5	107.2	276.3
30)	Indianapolis	3858	1113	2745	385.8	111.3	274.5
31)	New York Giants	3966	1327	2639	396.6	132.7	263.9
32)	New England	4019	1199	2820	401.9	119.9	282.0

WEEK 11 / THROUGH MONDAY, NOVEMBER 20, 2017

AFC / TAKEAWAYS, GIVEAWAYS

Rank	Team	TAKEAWAYS			GIVEAWAYS			Net
		Int	Fum	Total	Int	Fum	Total	Diff
1)	Jacksonville	13	10	23	7	5	12	= +11
2t)	Baltimore	16	7	23	11	4	15	= +8
2t)	New England	8	5	13	2	3	5	= +8
4t)	Kansas City	9	5	14	5	2	7	= +7
4t)	Los Angeles Chargers	12	5	17	7	3	10	= +7
6)	Buffalo	11	7	18	8	5	13	= +5
7)	Pittsburgh	12	4	16	10	3	13	= +3
8)	Indianapolis	8	6	14	7	5	12	= +2
9)	New York Jets	10	7	17	8	8	16	= +1
10)	Tennessee	9	5	14	12	5	17	= -3
11)	Houston	10	4	14	11	8	19	= -5
12)	Cincinnati	7	3	10	8	9	17	= -7
13t)	Miami	3	5	8	13	4	17	= -9
13t)	Oakland	0	6	6	9	6	15	= -9
15)	Denver	5	2	7	14	9	23	= -16
16)	Cleveland	6	5	11	20	8	28	= -17
	Totals	139	86	225	152	87	239	= -14

NFC / TAKEAWAYS, GIVEAWAYS

Rank	Team	TAKEAWAYS			GIVEAWAYS			Net
		Int	Fum	Total	Int	Fum	Total	Diff
1)	Philadelphia	14	6	20	5	5	10	= +10
2)	Detroit	11	8	19	5	7	12	= +7
3)	Los Angeles Rams	12	7	19	4	9	13	= +6
4t)	Seattle	8	8	16	8	3	11	= +5
4t)	Tampa Bay	9	10	19	9	5	14	= +5
6t)	Green Bay	7	9	16	10	4	14	= +2
6t)	Minnesota	8	4	12	5	5	10	= +2
6t)	New Orleans	10	3	13	5	6	11	= +2
9t)	New York Giants	7	5	12	7	5	12	= 0
9t)	Washington	11	4	15	5	10	15	= 0
11t)	Atlanta	3	7	10	8	4	12	= -2
11t)	Dallas	5	7	12	7	7	14	= -2
13)	San Francisco	6	6	12	9	7	16	= -4
14t)	Arizona	9	2	11	11	5	16	= -5
14t)	Chicago	4	8	12	7	10	17	= -5
16)	Carolina	5	4	9	11	5	16	= -7
	Totals	129	98	227	116	97	213	= +14

NFL / TAKEAWAYS, GIVEAWAYS

Rank	Team	TAKEAWAYS			GIVEAWAYS			Net
		Int	Fum	Total	Int	Fum	Total	Diff
1)	Jacksonville	13	10	23	7	5	12	= +11
2)	Philadelphia	14	6	20	5	5	10	= +10
3t)	Baltimore	16	7	23	11	4	15	= +8
3t)	New England	8	5	13	2	3	5	= +8
5t)	Kansas City	9	5	14	5	2	7	= +7
5t)	Los Angeles Chargers	12	5	17	7	3	10	= +7
5t)	Detroit	11	8	19	5	7	12	= +7
8)	Los Angeles Rams	12	7	19	4	9	13	= +6
9t)	Buffalo	11	7	18	8	5	13	= +5
9t)	Seattle	8	8	16	8	3	11	= +5
9t)	Tampa Bay	9	10	19	9	5	14	= +5
12)	Pittsburgh	12	4	16	10	3	13	= +3
13t)	Indianapolis	8	6	14	7	5	12	= +2
13t)	Green Bay	7	9	16	10	4	14	= +2
13t)	Minnesota	8	4	12	5	5	10	= +2
13t)	New Orleans	10	3	13	5	6	11	= +2
17)	New York Jets	10	7	17	8	8	16	= +1
18t)	New York Giants	7	5	12	7	5	12	= 0
18t)	Washington	11	4	15	5	10	15	= 0
20t)	Atlanta	3	7	10	8	4	12	= -2
20t)	Dallas	5	7	12	7	7	14	= -2
22)	Tennessee	9	5	14	12	5	17	= -3
23)	San Francisco	6	6	12	9	7	16	= -4
24t)	Houston	10	4	14	11	8	19	= -5
24t)	Arizona	9	2	11	11	5	16	= -5
24t)	Chicago	4	8	12	7	10	17	= -5
27t)	Cincinnati	7	3	10	8	9	17	= -7
27t)	Carolina	5	4	9	11	5	16	= -7
29t)	Miami	3	5	8	13	4	17	= -9
29t)	Oakland	0	6	6	9	6	15	= -9
31)	Denver	5	2	7	14	9	23	= -16
32)	Cleveland	6	5	11	20	8	28	= -17
	Totals	268	184	452	268	184	452	= 0

WEEK 11 / THROUGH MONDAY, NOVEMBER 20, 2017**AFC / TEAM/OFFENSE INSIDE THE 20**

Rank	Team	Poss	Pts	TD	TD%	FG	Score	Score%
1t)	Miami	21	107	13	61.9	6	19	90.5
1t)	Oakland	21	110	13	61.9	6	19	90.5
3)	Buffalo	26	136	16	61.5	8	24	92.3
4)	New York Jets	19	94	11	57.9	6	17	89.5
5)	Tennessee	25	127	14	56.0	10	24	96.0
6)	Houston	31	140	17	54.8	7	24	77.4
7)	Jacksonville	28	137	15	53.6	11	26	92.9
8)	New England	43	211	23	53.5	17	40	93.0
9t)	Cincinnati	25	108	13	52.0	6	19	76.0
9t)	Los Angeles Chargers	25	115	13	52.0	8	21	84.0
11)	Baltimore	28	130	14	50.0	11	25	89.3
12)	Cleveland	26	97	12	46.2	4	16	61.5
13)	Denver	33	140	15	45.5	12	27	81.8
14)	Kansas City	29	132	13	44.8	14	27	93.1
15)	Pittsburgh	40	175	17	42.5	19	36	90.0
16)	Indianapolis	24	101	10	41.7	11	21	87.5

AFC / OPPONENTS/DEFENSE INSIDE THE 20

Rank	Team	Poss	Pts	TD	TD%	FG	Score	Score%
1)	Los Angeles Chargers	25	104	10	40.0	11	21	84.0
2)	Cincinnati	34	146	14	41.2	16	30	88.2
3)	Jacksonville	16	67	7	43.8	6	13	81.3
4)	Baltimore	25	102	11	44.0	9	20	80.0
5)	Pittsburgh	23	99	11	47.8	8	19	82.6
6)	Oakland	31	147	15	48.4	14	29	93.5
7t)	Indianapolis	32	139	16	50.0	9	25	78.1
7t)	New England	30	126	15	50.0	7	22	73.3
9)	Buffalo	36	173	19	52.8	14	33	91.7
10)	Houston	30	146	16	53.3	12	28	93.3
11)	Kansas City	36	174	20	55.6	12	32	88.9
12)	New York Jets	32	153	18	56.3	10	28	87.5
13)	Tennessee	37	174	21	56.8	10	31	83.8
14)	Denver	27	135	17	63.0	6	23	85.2
15)	Miami	27	151	19	70.4	6	25	92.6
16)	Cleveland	26	156	20	76.9	5	25	96.2

WEEK 11 / THROUGH MONDAY, NOVEMBER 20, 2017**NFC / TEAM/OFFENSE INSIDE THE 20**

Rank	Team	Poss	Pts	TD	TD%	FG	Score	Score%
1)	Philadelphia	34	191	25	73.5	6	31	91.2
2)	Green Bay	30	159	20	66.7	7	27	90.0
3)	Dallas	37	183	23	62.2	8	31	83.8
4)	New Orleans	36	187	22	61.1	11	33	91.7
5)	Chicago	20	97	12	60.0	5	17	85.0
6)	Washington	32	161	19	59.4	10	29	90.6
7)	Minnesota	35	177	20	57.1	13	33	94.3
8)	Atlanta	34	162	19	55.9	10	29	85.3
9)	New York Giants	24	111	13	54.2	7	20	83.3
10)	Carolina	32	154	17	53.1	12	29	90.6
11)	Tampa Bay	31	137	16	51.6	10	26	83.9
12t)	Detroit	28	126	14	50.0	10	24	85.7
12t)	Los Angeles Rams	44	202	22	50.0	16	38	86.4
14)	Seattle	34	146	16	47.1	12	28	82.4
15)	Arizona	32	129	15	46.9	9	24	75.0
16)	San Francisco	26	109	12	46.2	9	21	80.8

NFC / OPPONENTS/DEFENSE INSIDE THE 20

Rank	Team	Poss	Pts	TD	TD%	FG	Score	Score%
1)	Minnesota	27	114	11	40.7	12	23	85.2
2)	Seattle	26	112	12	46.2	10	22	84.6
3)	Chicago	32	141	15	46.9	12	27	84.4
4)	Philadelphia	25	108	12	48.0	8	20	80.0
5)	Atlanta	31	135	15	48.4	10	25	80.6
6)	New York Giants	35	157	17	48.6	13	30	85.7
7)	Tampa Bay	34	161	18	52.9	12	30	88.2
8)	San Francisco	41	184	22	53.7	12	34	82.9
9)	New Orleans	27	126	15	55.6	8	23	85.2
10)	Los Angeles Rams	28	127	16	57.1	6	22	78.6
11t)	Arizona	34	170	20	58.8	12	32	94.1
11t)	Detroit	34	166	20	58.8	9	29	85.3
13)	Dallas	34	169	21	61.8	8	29	85.3
14)	Washington	33	179	21	63.6	11	32	97.0
15)	Green Bay	26	146	17	65.4	9	26	100.0
16)	Carolina	19	104	13	68.4	4	17	89.5

WEEK 11 / THROUGH MONDAY, NOVEMBER 20, 2017**NFL / TEAM/OFFENSE INSIDE THE 20**

Rank	Team	Poss	Pts	TD	TD%	FG	Score	Score%
1)	Philadelphia	34	191	25	73.5	6	31	91.2
2)	Green Bay	30	159	20	66.7	7	27	90.0
3)	Dallas	37	183	23	62.2	8	31	83.8
4t)	Miami	21	107	13	61.9	6	19	90.5
4t)	Oakland	21	110	13	61.9	6	19	90.5
6)	Buffalo	26	136	16	61.5	8	24	92.3
7)	New Orleans	36	187	22	61.1	11	33	91.7
8)	Chicago	20	97	12	60.0	5	17	85.0
9)	Washington	32	161	19	59.4	10	29	90.6
10)	New York Jets	19	94	11	57.9	6	17	89.5
11)	Minnesota	35	177	20	57.1	13	33	94.3
12)	Tennessee	25	127	14	56.0	10	24	96.0
13)	Atlanta	34	162	19	55.9	10	29	85.3
14)	Houston	31	140	17	54.8	7	24	77.4
15)	New York Giants	24	111	13	54.2	7	20	83.3
16)	Jacksonville	28	137	15	53.6	11	26	92.9
17)	New England	43	211	23	53.5	17	40	93.0
18)	Carolina	32	154	17	53.1	12	29	90.6
19t)	Cincinnati	25	108	13	52.0	6	19	76.0
19t)	Los Angeles Chargers	25	115	13	52.0	8	21	84.0
21)	Tampa Bay	31	137	16	51.6	10	26	83.9
22t)	Baltimore	28	130	14	50.0	11	25	89.3
22t)	Detroit	28	126	14	50.0	10	24	85.7
22t)	Los Angeles Rams	44	202	22	50.0	16	38	86.4
25)	Seattle	34	146	16	47.1	12	28	82.4
26)	Arizona	32	129	15	46.9	9	24	75.0
27t)	Cleveland	26	97	12	46.2	4	16	61.5
27t)	San Francisco	26	109	12	46.2	9	21	80.8
29)	Denver	33	140	15	45.5	12	27	81.8
30)	Kansas City	29	132	13	44.8	14	27	93.1
31)	Pittsburgh	40	175	17	42.5	19	36	90.0
32)	Indianapolis	24	101	10	41.7	11	21	87.5

NFL / OPPONENTS/DEFENSE INSIDE THE 20

Rank	Team	Poss	Pts	TD	TD%	FG	Score	Score%
1)	Los Angeles Chargers	25	104	10	40.0	11	21	84.0
2)	Minnesota	27	114	11	40.7	12	23	85.2
3)	Cincinnati	34	146	14	41.2	16	30	88.2
4)	Jacksonville	16	67	7	43.8	6	13	81.3
5)	Baltimore	25	102	11	44.0	9	20	80.0
6)	Seattle	26	112	12	46.2	10	22	84.6
7)	Chicago	32	141	15	46.9	12	27	84.4
8)	Pittsburgh	23	99	11	47.8	8	19	82.6
9)	Philadelphia	25	108	12	48.0	8	20	80.0
10t)	Atlanta	31	135	15	48.4	10	25	80.6
10t)	Oakland	31	147	15	48.4	14	29	93.5
12)	New York Giants	35	157	17	48.6	13	30	85.7
13t)	Indianapolis	32	139	16	50.0	9	25	78.1
13t)	New England	30	126	15	50.0	7	22	73.3
15)	Buffalo	36	173	19	52.8	14	33	91.7
16)	Tampa Bay	34	161	18	52.9	12	30	88.2
17)	Houston	30	146	16	53.3	12	28	93.3
18)	San Francisco	41	184	22	53.7	12	34	82.9
19t)	Kansas City	36	174	20	55.6	12	32	88.9
19t)	New Orleans	27	126	15	55.6	8	23	85.2
21)	New York Jets	32	153	18	56.3	10	28	87.5
22)	Tennessee	37	174	21	56.8	10	31	83.8
23)	Los Angeles Rams	28	127	16	57.1	6	22	78.6
24t)	Arizona	34	170	20	58.8	12	32	94.1
24t)	Detroit	34	166	20	58.8	9	29	85.3
26)	Dallas	34	169	21	61.8	8	29	85.3
27)	Denver	27	135	17	63.0	6	23	85.2
28)	Washington	33	179	21	63.6	11	32	97.0
29)	Green Bay	26	146	17	65.4	9	26	100.0
30)	Carolina	19	104	13	68.4	4	17	89.5
31)	Miami	27	151	19	70.4	6	25	92.6
32)	Cleveland	26	156	20	76.9	5	25	96.2

WEEK 11 / THROUGH MONDAY, NOVEMBER 20, 2017

AFC / OFFENSE/TEAMS: FIRST DOWNS, THIRD DOWNS, FOURTH DOWNS

Rank	Team	FIRST DOWNS				THIRD DOWNS			FOURTH DOWNS		
		Total	Rush	Pass	Pen	Made	Att	Pct	Made	Att	Pct
1)	New England	250	60	158	32	60	132	45.5	4	8	50.0
2)	Houston	214	61	121	32	47	127	37.0	3	6	50.0
3)	Pittsburgh	204	59	123	22	48	128	37.5	1	4	25.0
4)	Kansas City	202	56	129	17	50	124	40.3	1	5	20.0
5)	Jacksonville	201	67	110	24	57	149	38.3	6	9	66.7
6)	Los Angeles Chargers	198	47	130	21	45	126	35.7	3	6	50.0
7t)	Cleveland	191	58	104	29	39	135	28.9	10	16	62.5
7t)	Denver	191	56	119	16	64	153	41.8	2	10	20.0
9)	Oakland	187	45	124	18	51	124	41.1	6	15	40.0
10)	Tennessee	185	59	101	25	47	131	35.9	2	4	50.0
11)	Baltimore	179	62	99	18	46	140	32.9	6	10	60.0
12)	Miami	176	35	116	25	44	125	35.2	2	13	15.4
13)	Buffalo	170	56	101	13	60	149	40.3	2	7	28.6
14)	Indianapolis	167	54	97	16	55	144	38.2	0	6	0.0
15)	New York Jets	166	43	103	20	52	140	37.1	5	8	62.5
16)	Cincinnati	153	39	97	17	40	121	33.1	3	6	50.0
	Totals	3034	857	1832	345	805	2148	37.5	56	133	42.1

AFC / DEFENSE/OPPONENTS: FIRST DOWNS, THIRD DOWNS, FOURTH DOWNS

Rank	Team	FIRST DOWNS				THIRD DOWNS			FOURTH DOWNS		
		Total	Rush	Pass	Pen	Made	Att	Pct	Made	Att	Pct
1)	Jacksonville	157	53	92	12	43	132	32.6	1	7	14.3
2)	Pittsburgh	159	50	94	15	42	126	33.3	4	15	26.7
3)	Denver	167	36	110	21	39	131	29.8	6	18	33.3
4)	Baltimore	173	59	97	17	45	135	33.3	4	12	33.3
5)	Houston	180	44	116	20	45	130	34.6	2	5	40.0
6)	Cleveland	186	51	116	19	54	141	38.3	1	2	50.0
7t)	Los Angeles Chargers	195	65	112	18	60	148	40.5	4	12	33.3
7t)	Oakland	195	56	126	13	63	137	46.0	2	4	50.0
9t)	Cincinnati	199	62	108	29	69	159	43.4	3	9	33.3
9t)	Miami	199	50	128	21	49	124	39.5	1	3	33.3
11)	New York Jets	206	52	119	35	57	142	40.1	1	6	16.7
12)	Indianapolis	208	55	131	22	57	136	41.9	4	7	57.1
13)	Tennessee	212	46	151	15	42	126	33.3	8	13	61.5
14)	New England	221	63	142	16	53	125	42.4	6	13	46.2
15)	Buffalo	225	75	128	22	56	133	42.1	5	9	55.6
16)	Kansas City	233	74	134	25	50	126	39.7	5	9	55.6
	Totals	3115	891	1904	320	824	2151	38.3	57	144	39.6

WEEK 11 / THROUGH MONDAY, NOVEMBER 20, 2017

NFC / OFFENSE/TEAMS: FIRST DOWNS, THIRD DOWNS, FOURTH DOWNS

Rank	Team	FIRST DOWNS				THIRD DOWNS			FOURTH DOWNS		
		Total	Rush	Pass	Pen	Made	Att	Pct	Made	Att	Pct
1)	New Orleans	225	82	131	12	49	121	40.5	7	9	77.8
2)	Philadelphia	214	73	119	22	64	140	45.7	8	11	72.7
3)	Minnesota	209	58	127	24	62	136	45.6	1	6	16.7
4)	Carolina	208	82	110	16	67	143	46.9	2	6	33.3
5)	Atlanta	207	63	128	16	52	117	44.4	2	10	20.0
6)	Seattle	203	53	132	18	57	141	40.4	4	7	57.1
7t)	Dallas	202	82	108	12	54	126	42.9	7	14	50.0
7t)	Tampa Bay	202	39	144	19	45	124	36.3	2	5	40.0
9)	Green Bay	199	58	120	21	52	130	40.0	9	15	60.0
10t)	Arizona	198	31	137	30	52	140	37.1	5	13	38.5
10t)	Los Angeles Rams	198	60	120	18	63	137	46.0	1	5	20.0
12)	Washington	194	45	135	14	47	128	36.7	7	11	63.6
13)	Detroit	189	41	134	14	53	134	39.6	0	6	0.0
14)	San Francisco	188	54	119	15	51	148	34.5	7	17	41.2
15)	New York Giants	172	42	116	14	46	135	34.1	6	14	42.9
16)	Chicago	171	63	88	20	46	131	35.1	5	10	50.0
	Totals	3179	926	1968	285	860	2131	40.4	73	159	45.9

NFC / DEFENSE/OPPONENTS: FIRST DOWNS, THIRD DOWNS, FOURTH DOWNS

Rank	Team	FIRST DOWNS				THIRD DOWNS			FOURTH DOWNS		
		Total	Rush	Pass	Pen	Made	Att	Pct	Made	Att	Pct
1)	Carolina	157	41	106	10	44	124	35.5	4	15	26.7
2)	Philadelphia	171	35	120	16	37	127	29.1	4	12	33.3
3)	New Orleans	180	56	102	22	54	130	41.5	2	6	33.3
4)	Minnesota	181	38	124	19	36	126	28.6	7	12	58.3
5)	Los Angeles Rams	183	52	112	19	55	141	39.0	6	11	54.5
6)	Chicago	186	55	111	20	51	134	38.1	3	4	75.0
7)	Arizona	193	53	123	17	69	154	44.8	3	7	42.9
8)	Seattle	196	46	115	35	52	135	38.5	2	6	33.3
9)	Green Bay	199	56	126	17	51	127	40.2	7	9	77.8
10)	Washington	201	59	123	19	55	131	42.0	5	7	71.4
11)	Detroit	202	66	117	19	43	121	35.5	7	12	58.3
12)	Atlanta	204	68	115	21	50	127	39.4	9	14	64.3
13t)	Dallas	205	64	121	20	55	129	42.6	4	9	44.4
13t)	Tampa Bay	205	53	136	16	64	139	46.0	1	7	14.3
15)	New York Giants	208	73	119	16	59	138	42.8	3	11	27.3
16)	San Francisco	227	77	126	24	66	145	45.5	5	6	83.3
	Totals	3098	892	1896	310	841	2128	39.5	72	148	48.6

WEEK 11 / THROUGH MONDAY, NOVEMBER 20, 2017

NFL / OFFENSE/TEAMS: FIRST DOWNS, THIRD DOWNS, FOURTH DOWNS

Rank	Team	FIRST DOWNS				THIRD DOWNS			FOURTH DOWNS		
		Total	Rush	Pass	Pen	Made	Att	Pct	Made	Att	Pct
1)	New England	250	60	158	32	60	132	45.5	4	8	50.0
2)	New Orleans	225	82	131	12	49	121	40.5	7	9	77.8
3t)	Houston	214	61	121	32	47	127	37.0	3	6	50.0
3t)	Philadelphia	214	73	119	22	64	140	45.7	8	11	72.7
5)	Minnesota	209	58	127	24	62	136	45.6	1	6	16.7
6)	Carolina	208	82	110	16	67	143	46.9	2	6	33.3
7)	Atlanta	207	63	128	16	52	117	44.4	2	10	20.0
8)	Pittsburgh	204	59	123	22	48	128	37.5	1	4	25.0
9)	Seattle	203	53	132	18	57	141	40.4	4	7	57.1
10t)	Kansas City	202	56	129	17	50	124	40.3	1	5	20.0
10t)	Dallas	202	82	108	12	54	126	42.9	7	14	50.0
10t)	Tampa Bay	202	39	144	19	45	124	36.3	2	5	40.0
13)	Jacksonville	201	67	110	24	57	149	38.3	6	9	66.7
14)	Green Bay	199	58	120	21	52	130	40.0	9	15	60.0
15t)	Los Angeles Chargers	198	47	130	21	45	126	35.7	3	6	50.0
15t)	Arizona	198	31	137	30	52	140	37.1	5	13	38.5
15t)	Los Angeles Rams	198	60	120	18	63	137	46.0	1	5	20.0
18)	Washington	194	45	135	14	47	128	36.7	7	11	63.6
19t)	Cleveland	191	58	104	29	39	135	28.9	10	16	62.5
19t)	Denver	191	56	119	16	64	153	41.8	2	10	20.0
21)	Detroit	189	41	134	14	53	134	39.6	0	6	0.0
22)	San Francisco	188	54	119	15	51	148	34.5	7	17	41.2
23)	Oakland	187	45	124	18	51	124	41.1	6	15	40.0
24)	Tennessee	185	59	101	25	47	131	35.9	2	4	50.0
25)	Baltimore	179	62	99	18	46	140	32.9	6	10	60.0
26)	Miami	176	35	116	25	44	125	35.2	2	13	15.4
27)	New York Giants	172	42	116	14	46	135	34.1	6	14	42.9
28)	Chicago	171	63	88	20	46	131	35.1	5	10	50.0
29)	Buffalo	170	56	101	13	60	149	40.3	2	7	28.6
30)	Indianapolis	167	54	97	16	55	144	38.2	0	6	0.0
31)	New York Jets	166	43	103	20	52	140	37.1	5	8	62.5
32)	Cincinnati	153	39	97	17	40	121	33.1	3	6	50.0
	Totals	6213	1783	3800	630	1665	4279	38.9	129	292	44.2

NFL / DEFENSE/OPPONENTS: FIRST DOWNS, THIRD DOWNS, FOURTH DOWNS

Rank	Team	FIRST DOWNS				THIRD DOWNS			FOURTH DOWNS		
		Total	Rush	Pass	Pen	Made	Att	Pct	Made	Att	Pct
1t)	Jacksonville	157	53	92	12	43	132	32.6	1	7	14.3
1t)	Carolina	157	41	106	10	44	124	35.5	4	15	26.7
3)	Pittsburgh	159	50	94	15	42	126	33.3	4	15	26.7
4)	Denver	167	36	110	21	39	131	29.8	6	18	33.3
5)	Philadelphia	171	35	120	16	37	127	29.1	4	12	33.3
6)	Baltimore	173	59	97	17	45	135	33.3	4	12	33.3
7t)	Houston	180	44	116	20	45	130	34.6	2	5	40.0
7t)	New Orleans	180	56	102	22	54	130	41.5	2	6	33.3
9)	Minnesota	181	38	124	19	36	126	28.6	7	12	58.3
10)	Los Angeles Rams	183	52	112	19	55	141	39.0	6	11	54.5
11t)	Cleveland	186	51	116	19	54	141	38.3	1	2	50.0
11t)	Chicago	186	55	111	20	51	134	38.1	3	4	75.0
13)	Arizona	193	53	123	17	69	154	44.8	3	7	42.9
14t)	Los Angeles Chargers	195	65	112	18	60	148	40.5	4	12	33.3
14t)	Oakland	195	56	126	13	63	137	46.0	2	4	50.0
16)	Seattle	196	46	115	35	52	135	38.5	2	6	33.3
17t)	Cincinnati	199	62	108	29	69	159	43.4	3	9	33.3
17t)	Miami	199	50	128	21	49	124	39.5	1	3	33.3
17t)	Green Bay	199	56	126	17	51	127	40.2	7	9	77.8
20)	Washington	201	59	123	19	55	131	42.0	5	7	71.4
21)	Detroit	202	66	117	19	43	121	35.5	7	12	58.3
22)	Atlanta	204	68	115	21	50	127	39.4	9	14	64.3
23t)	Dallas	205	64	121	20	55	129	42.6	4	9	44.4
23t)	Tampa Bay	205	53	136	16	64	139	46.0	1	7	14.3
25)	New York Jets	206	52	119	35	57	142	40.1	1	6	16.7
26t)	Indianapolis	208	55	131	22	57	136	41.9	4	7	57.1
26t)	New York Giants	208	73	119	16	59	138	42.8	3	11	27.3
28)	Tennessee	212	46	151	15	42	126	33.3	8	13	61.5
29)	New England	221	63	142	16	53	125	42.4	6	13	46.2
30)	Buffalo	225	75	128	22	56	133	42.1	5	9	55.6
31)	San Francisco	227	77	126	24	66	145	45.5	5	6	83.3
32)	Kansas City	233	74	134	25	50	126	39.7	5	9	55.6
	Totals	6213	1783	3800	630	1665	4279	38.9	129	292	44.2

WEEK 11 / THROUGH MONDAY, NOVEMBER 20, 2017

AFC / FIRST-DOWN PLAYS BY TEAMS

Rank	Team	Yds/Play	Plays	Yards
1)	Kansas City	6.66	279	1857
2)	New England	6.58	312	2052
3)	Cincinnati	5.97	246	1469
4)	Oakland	5.78	259	1496
5)	Tennessee	5.57	281	1564
6)	Jacksonville	5.14	294	1511
7)	Pittsburgh	5.13	296	1518
8)	New York Jets	5.13	255	1307
9)	Los Angeles Chargers	5.12	280	1434
10)	Indianapolis	5.07	267	1354
11)	Buffalo	4.97	259	1286
12)	Houston	4.74	298	1412
13)	Denver	4.64	289	1341
14)	Cleveland	4.51	286	1290
15)	Miami	4.37	268	1171
16)	Baltimore	4.24	275	1165
	TOTAL	5.23	4444	23227

AFC / FIRST-DOWN PLAYS BY OPPONENTS

Rank	Team	Yds/Play	Plays	Yards
1)	Cincinnati	4.17	287	1198
2)	Baltimore	4.19	278	1166
3)	Cleveland	4.47	278	1242
4)	Pittsburgh	4.79	251	1202
5)	Jacksonville	5.23	268	1401
6)	New York Jets	5.26	293	1542
7)	Tennessee	5.43	300	1629
8)	Los Angeles Chargers	5.49	285	1565
9)	Buffalo	5.61	308	1729
10)	Miami	5.68	274	1556
11)	Oakland	5.71	267	1524
12)	Denver	5.72	255	1459
13)	Kansas City	5.87	310	1821
14)	Houston	5.95	273	1625
15)	Indianapolis	6.34	289	1831
16)	New England	6.92	294	2035
	TOTAL	5.44	4510	24525

WEEK 11 / THROUGH MONDAY, NOVEMBER 20, 2017

NFC / FIRST-DOWN PLAYS BY TEAMS

Rank	Team	Yds/Play	Plays	Yards
1)	New Orleans	6.50	300	1949
2)	Atlanta	6.43	282	1812
3)	San Francisco	5.94	284	1688
4)	Los Angeles Rams	5.86	280	1642
5)	Tampa Bay	5.85	291	1702
6)	Philadelphia	5.56	296	1645
7)	Dallas	5.48	282	1546
8)	Seattle	5.33	299	1594
9)	Green Bay	5.30	273	1447
10)	Arizona	5.24	294	1542
11)	Minnesota	5.09	287	1462
12)	Washington	5.01	279	1397
13)	Carolina	4.99	292	1458
14)	Chicago	4.96	261	1294
15)	New York Giants	4.90	271	1329
16)	Detroit	4.12	277	1142
	TOTAL	5.42	4548	24649

NFC / FIRST-DOWN PLAYS BY OPPONENTS

Rank	Team	Yds/Play	Plays	Yards
1)	Philadelphia	4.31	268	1155
2)	Seattle	4.47	282	1260
3)	Chicago	4.62	274	1265
4)	Dallas	4.66	276	1287
5)	Atlanta	4.84	282	1366
6)	Green Bay	5.07	276	1399
7)	New Orleans	5.08	262	1332
8)	Arizona	5.11	290	1482
9)	Los Angeles Rams	5.34	278	1484
10)	Detroit	5.37	292	1569
11)	Carolina	5.50	242	1331
12)	Minnesota	5.52	274	1512
13)	New York Giants	5.63	290	1632
14)	San Francisco	5.66	320	1810
15)	Tampa Bay	5.76	287	1653
16)	Washington	6.28	289	1814
	TOTAL	5.21	4482	23351

WEEK 11 / THROUGH MONDAY, NOVEMBER 20, 2017**NFL / FIRST-DOWN PLAYS BY TEAMS**

Rank	Team	Yds/Play	Plays	Yards
1)	Kansas City	6.66	279	1857
2)	New England	6.58	312	2052
3)	New Orleans	6.50	300	1949
4)	Atlanta	6.43	282	1812
5)	Cincinnati	5.97	246	1469
6)	San Francisco	5.94	284	1688
7)	Los Angeles Rams	5.86	280	1642
8)	Tampa Bay	5.85	291	1702
9)	Oakland	5.78	259	1496
10)	Tennessee	5.57	281	1564
11)	Philadelphia	5.56	296	1645
12)	Dallas	5.48	282	1546
13)	Seattle	5.33	299	1594
14)	Green Bay	5.30	273	1447
15)	Arizona	5.24	294	1542
16)	Jacksonville	5.14	294	1511
17)	Pittsburgh	5.13	296	1518
18)	New York Jets	5.13	255	1307
19)	Los Angeles Chargers	5.12	280	1434
20)	Minnesota	5.09	287	1462
21)	Indianapolis	5.07	267	1354
22)	Washington	5.01	279	1397
23)	Carolina	4.99	292	1458
24)	Buffalo	4.97	259	1286
25)	Chicago	4.96	261	1294
26)	New York Giants	4.90	271	1329
27)	Houston	4.74	298	1412
28)	Denver	4.64	289	1341
29)	Cleveland	4.51	286	1290
30)	Miami	4.37	268	1171
31)	Baltimore	4.24	275	1165
32)	Detroit	4.12	277	1142
	TOTAL	5.32	8992	47876

NFL / FIRST-DOWN PLAYS BY OPPONENTS

Rank	Team	Yds/Play	Plays	Yards
1)	Cincinnati	4.17	287	1198
2)	Baltimore	4.19	278	1166
3)	Philadelphia	4.31	268	1155
4)	Cleveland	4.47	278	1242
5)	Seattle	4.47	282	1260
6)	Chicago	4.62	274	1265
7)	Dallas	4.66	276	1287
8)	Pittsburgh	4.79	251	1202
9)	Atlanta	4.84	282	1366
10)	Green Bay	5.07	276	1399
11)	New Orleans	5.08	262	1332
12)	Arizona	5.11	290	1482
13)	Jacksonville	5.23	268	1401
14)	New York Jets	5.26	293	1542
15)	Los Angeles Rams	5.34	278	1484
16)	Detroit	5.37	292	1569
17)	Tennessee	5.43	300	1629
18)	Los Angeles Chargers	5.49	285	1565
19)	Carolina	5.50	242	1331
20)	Minnesota	5.52	274	1512
21)	Buffalo	5.61	308	1729
22)	New York Giants	5.63	290	1632
23)	San Francisco	5.66	320	1810
24)	Miami	5.68	274	1556
25)	Oakland	5.71	267	1524
26)	Denver	5.72	255	1459
27)	Tampa Bay	5.76	287	1653
28)	Kansas City	5.87	310	1821
29)	Houston	5.95	273	1625
30)	Washington	6.28	289	1814
31)	Indianapolis	6.34	289	1831
32)	New England	6.92	294	2035
	TOTAL	5.32	8992	47876

WEEK 11 / THROUGH MONDAY, NOVEMBER 20, 2017

AFC / KICKOFFS (Receiving Team)

Rank	Team	TotKO	AdjKO	TB	TB%	EZ	EZ%	OB	I20	Avg.Start
1)	New England	46	43	29	67.4	34	73.9	0	4	27.6
2)	Baltimore	43	43	25	58.1	33	76.7	1	2	27.4
3)	Oakland	57	53	32	60.4	43	75.4	0	7	26.0
4)	Cleveland	54	53	36	67.9	44	81.5	0	6	25.6
5)	Pittsburgh	41	40	27	67.5	30	73.2	0	3	24.8
6)	Kansas City	46	43	16	37.2	32	69.6	0	9	24.8
7)	Indianapolis	62	60	40	66.7	54	87.1	0	7	24.4
8)	Houston	60	58	42	72.4	52	86.7	0	5	24.3
9)	Denver	57	56	29	51.8	43	75.4	0	9	24.2
10)	Buffalo	57	57	37	64.9	49	86.0	0	4	24.2
11)	Jacksonville	37	36	27	75.0	31	83.8	0	4	24.2
12)	Tennessee	58	55	35	63.6	48	82.8	0	8	24.2
13)	Cincinnati	48	48	28	58.3	35	72.9	0	6	24.1
14)	New York Jets	47	44	24	54.5	32	68.1	0	7	23.7
15)	Miami	52	51	29	56.9	44	84.6	0	9	23.0
16)	Los Angeles Char	46	44	25	56.8	33	71.7	0	7	22.0
	Totals	811	784	481	61.4	637	81.3	1	97	24.6

AFC / KICKOFFS (Kicking Team)

Rank	Team	TotKO	AdjKO	TB	TB%	EZ	EZ%	OB	I20	Avg.Start
1)	Miami	38	36	16	44.4	28	73.7	0	8	22.2
2)	New England	63	63	26	41.3	41	65.1	0	13	23.2
3)	New York Jets	46	44	32	72.7	40	87.0	0	6	23.8
4)	Kansas City	61	59	43	72.9	51	83.6	0	6	23.9
5)	Pittsburgh	55	54	33	61.1	46	83.6	0	9	24.1
6)	Baltimore	51	49	33	67.3	36	70.6	0	7	24.1
7)	Houston	54	52	36	69.2	44	81.5	0	7	24.2
8)	Cincinnati	39	38	23	60.5	29	74.4	1	3	24.3
9)	Indianapolis	45	45	30	66.7	35	77.8	0	7	24.4
10)	Cleveland	37	33	26	78.8	28	75.7	0	3	24.4
11)	Oakland	42	42	32	76.2	37	88.1	0	4	24.6
12)	Tennessee	52	51	34	66.7	46	88.5	0	3	25.5
13)	Buffalo	50	44	25	56.8	34	68.0	0	5	25.5
14)	Jacksonville	56	55	30	54.5	38	67.9	1	5	27.0
15)	Los Angeles Char	47	46	17	37.0	33	70.2	0	6	27.2
16)	Denver	46	43	31	72.1	36	78.3	0	1	27.4
	Totals	782	754	467	61.9	602	79.8	2	93	24.7

Note: Average team drive start DOES NOT include onside kicks or kickoffs at the end of a half unless either kickoff is returned for a touchdown. All other kickoffs (returned kickoffs, fair catches, touchback and kickoffs out of bounds) are included. Kickoffs resulting in the kicking team retaining possession are not included.

ADJ KO: Adjusted kickoffs are used to compute the Avg. Team Drive Start.

I20: The number of drives that start inside (not including) the 20 yd line.

WEEK 11 / THROUGH MONDAY, NOVEMBER 20, 2017

NFC / KICKOFFS (Receiving Team)

Rank	Team	TotKO	AdjKO	TB	TB%	EZ	EZ%	OB	I20	Avg.Start
1)	Los Angeles Rams	44	42	21	50.0	33	75.0	1	5	27.7
2)	Seattle	48	47	26	55.3	36	75.0	0	7	25.6
3)	Dallas	52	52	36	69.2	43	82.7	0	5	25.6
4)	Philadelphia	45	43	33	76.7	37	82.2	0	2	25.1
5)	Chicago	55	55	24	43.6	38	69.1	0	5	25.0
6)	Green Bay	52	52	34	65.4	40	76.9	1	6	25.0
7)	Washington	56	54	40	74.1	46	82.1	0	4	24.9
8)	Carolina	41	41	23	56.1	29	70.7	0	4	24.7
9)	Tampa Bay	51	50	41	82.0	44	86.3	0	4	24.6
10)	Detroit	49	48	31	64.6	38	77.6	3	7	24.5
11)	New York Giants	56	53	39	73.6	47	83.9	0	5	24.5
12)	Atlanta	52	51	28	54.9	38	73.1	0	11	24.1
13)	Minnesota	44	42	25	59.5	38	86.4	1	8	24.0
14)	New Orleans	46	43	22	51.2	34	73.9	0	8	24.0
14t)	San Francisco	59	58	34	58.6	41	69.5	2	8	24.0
16)	Arizona	55	51	35	68.6	45	81.8	0	6	23.5
	Totals	805	782	492	62.9	627	80.2	8	95	24.8

NFC / KICKOFFS (Kicking Team)

Rank	Team	TotKO	AdjKO	TB	TB%	EZ	EZ%	OB	I20	Avg.Start
1)	Arizona	44	42	22	52.4	33	75.0	1	7	22.7
2)	Tampa Bay	46	42	24	57.1	36	78.3	0	7	23.0
3)	Washington	55	53	36	67.9	46	83.6	1	8	23.7
4)	Detroit	60	59	32	54.2	45	75.0	0	9	23.9
5)	Dallas	53	52	31	59.6	44	83.0	0	8	24.5
6)	San Francisco	46	43	36	83.7	43	93.5	0	2	24.5
7)	Seattle	53	50	25	50.0	35	66.0	1	7	24.6
8)	Carolina	50	50	43	86.0	46	92.0	0	2	24.7
9)	New York Giants	40	39	18	46.2	26	65.0	2	7	24.9
10)	Los Angeles Rams	67	67	54	80.6	61	91.0	1	5	24.9
11)	New Orleans	63	61	45	73.8	56	88.9	1	8	25.0
11t)	Philadelphia	65	64	37	57.8	49	75.4	0	9	25.0
13)	Green Bay	44	44	24	54.5	32	72.7	0	3	25.3
14)	Minnesota	58	57	29	50.9	42	72.4	0	7	25.8
15)	Atlanta	53	52	33	63.5	42	79.2	0	4	25.8
16)	Chicago	37	37	17	45.9	26	70.3	0	6	26.3
	Totals	834	812	506	62.3	662	81.5	7	99	24.7

Note: Average team drive start DOES NOT include onside kicks or kickoffs at the end of a half unless either kickoff is returned for a touchdown. All other kickoffs (returned kickoffs, fair catches, touchback and kickoffs out of bounds) are included. Kickoffs resulting in the kicking team retaining possession are not included.

ADJ KO: Adjusted kickoffs are used to compute the Avg. Team Drive Start.

I20: The number of drives that start inside (not including) the 20 yd line.

WEEK 11 / THROUGH MONDAY, NOVEMBER 20, 2017

NFL / KICKOFFS (Receiving Team)

Rank	Team	TotKO	AdjKO	TB	TB%	EZ	EZ%	OB	I20	Avg.Start
1)	Los Angeles Rams	44	42	21	50.0	33	75.0	1	5	27.7
2)	New England	46	43	29	67.4	34	73.9	0	4	27.6
3)	Baltimore	43	43	25	58.1	33	76.7	1	2	27.4
4)	Oakland	57	53	32	60.4	43	75.4	0	7	26.0
5)	Seattle	48	47	26	55.3	36	75.0	0	7	25.6
6)	Cleveland	54	53	36	67.9	44	81.5	0	6	25.6
7)	Dallas	52	52	36	69.2	43	82.7	0	5	25.6
8)	Philadelphia	45	43	33	76.7	37	82.2	0	2	25.1
9)	Chicago	55	55	24	43.6	38	69.1	0	5	25.0
10)	Green Bay	52	52	34	65.4	40	76.9	1	6	25.0
11)	Washington	56	54	40	74.1	46	82.1	0	4	24.9
12)	Pittsburgh	41	40	27	67.5	30	73.2	0	3	24.8
13)	Kansas City	46	43	16	37.2	32	69.6	0	9	24.8
14)	Carolina	41	41	23	56.1	29	70.7	0	4	24.7
15)	Tampa Bay	51	50	41	82.0	44	86.3	0	4	24.6
16)	Detroit	49	48	31	64.6	38	77.6	3	7	24.5
17)	New York Giants	56	53	39	73.6	47	83.9	0	5	24.5
18)	Indianapolis	62	60	40	66.7	54	87.1	0	7	24.4
19)	Houston	60	58	42	72.4	52	86.7	0	5	24.3
20)	Denver	57	56	29	51.8	43	75.4	0	9	24.2
21)	Buffalo	57	57	37	64.9	49	86.0	0	4	24.2
22)	Jacksonville	37	36	27	75.0	31	83.8	0	4	24.2
23)	Tennessee	58	55	35	63.6	48	82.8	0	8	24.2
24)	Cincinnati	48	48	28	58.3	35	72.9	0	6	24.1
25)	Atlanta	52	51	28	54.9	38	73.1	0	11	24.1
26)	Minnesota	44	42	25	59.5	38	86.4	1	8	24.0
27)	New Orleans	46	43	22	51.2	34	73.9	0	8	24.0
27t)	San Francisco	59	58	34	58.6	41	69.5	2	8	24.0
29)	New York Jets	47	44	24	54.5	32	68.1	0	7	23.7
30)	Arizona	55	51	35	68.6	45	81.8	0	6	23.5
31)	Miami	52	51	29	56.9	44	84.6	0	9	23.0
32)	Los Angeles Char	46	44	25	56.8	33	71.7	0	7	22.0
	Totals	1616	1566	973	62.11264	80.7	9	192	24.7	

Note: Average opponent drive start DOES NOT include onside kicks or kickoffs at the end of a half unless either kickoff is returned for a touchdown. All other kickoffs (returned kickoffs, fair catches, touchback and kickoffs out of bounds) are included. Kickoffs resulting in the kicking team retaining possession are not included.

ADJ KO: Adjusted kickoffs are used to compute the Avg. Team Drive Start.

I20: The number of drives that start inside (not including) the 20 yd line.

WEEK 11 / THROUGH MONDAY, NOVEMBER 20, 2017

NFL / KICKOFFS (Kicking Team)

Rank	Team	TotKO	AdjKO	TB	TB%	EZ	EZ%	OB	I20	Avg.Start
1)	Miami	38	36	16	44.4	28	73.7	0	8	22.2
2)	Arizona	44	42	22	52.4	33	75.0	1	7	22.7
3)	Tampa Bay	46	42	24	57.1	36	78.3	0	7	23.0
4)	New England	63	63	26	41.3	41	65.1	0	13	23.2
5)	Washington	55	53	36	67.9	46	83.6	1	8	23.7
6)	New York Jets	46	44	32	72.7	40	87.0	0	6	23.8
7)	Kansas City	61	59	43	72.9	51	83.6	0	6	23.9
8)	Detroit	60	59	32	54.2	45	75.0	0	9	23.9
9)	Pittsburgh	55	54	33	61.1	46	83.6	0	9	24.1
10)	Baltimore	51	49	33	67.3	36	70.6	0	7	24.1
11)	Houston	54	52	36	69.2	44	81.5	0	7	24.2
12)	Cincinnati	39	38	23	60.5	29	74.4	1	3	24.3
13)	Indianapolis	45	45	30	66.7	35	77.8	0	7	24.4
14)	Cleveland	37	33	26	78.8	28	75.7	0	3	24.4
15)	Dallas	53	52	31	59.6	44	83.0	0	8	24.5
16)	San Francisco	46	43	36	83.7	43	93.5	0	2	24.5
17)	Seattle	53	50	25	50.0	35	66.0	1	7	24.6
18)	Oakland	42	42	32	76.2	37	88.1	0	4	24.6
19)	Carolina	50	50	43	86.0	46	92.0	0	2	24.7
20)	New York Giants	40	39	18	46.2	26	65.0	2	7	24.9
21)	Los Angeles Rams	67	67	54	80.6	61	91.0	1	5	24.9
22)	New Orleans	63	61	45	73.8	56	88.9	1	8	25.0
22t)	Philadelphia	65	64	37	57.8	49	75.4	0	9	25.0
24)	Green Bay	44	44	24	54.5	32	72.7	0	3	25.3
25)	Tennessee	52	51	34	66.7	46	88.5	0	3	25.5
26)	Buffalo	50	44	25	56.8	34	68.0	0	5	25.5
27)	Minnesota	58	57	29	50.9	42	72.4	0	7	25.8
28)	Atlanta	53	52	33	63.5	42	79.2	0	4	25.8
29)	Chicago	37	37	17	45.9	26	70.3	0	6	26.3
30)	Jacksonville	56	55	30	54.5	38	67.9	1	5	27.0
31)	Los Angeles Char	47	46	17	37.0	33	70.2	0	6	27.2
32)	Denver	46	43	31	72.1	36	78.3	0	1	27.4
	Totals	1616	1566	973	62.11264	80.7		9	192	24.7

Note: Average team drive start DOES NOT include outside kicks or kickoffs at the end of a half unless either kickoff is returned for a touchdown. All other kickoffs (returned kickoffs, fair catches, touchback and kickoffs out of bounds) are included. Kickoffs resulting in the kicking team retaining possession are not included.

ADJ KO: Adjusted kickoffs are used to compute the Avg. Team Drive Start.

I20: The number of drives that start inside (not including) the 20 yd line.

WEEK 11 / THROUGH MONDAY, NOVEMBER 20, 2017

AFC / SINGLE-GAME HIGHS / PLAYERS

Most Points-- 18, (10 times in Non-Overtime Games)
Passing Yards-- 447, Brady, N.E. at N.O., 9/17, (30-39, 447, 3 td, 0 int)
Longest Pass-- 97, Roethlisberger, Pitt. at Det., 10/29, (to Smith-Schuster, JuJu, td)
Passing Touchdowns-- 5, Brady, N.E. vs. Hou., 9/24, (25-35, 378, 5 td, 0 int)
Passing Touchdowns-- 5, Watson, Hou. vs. K.C., 10/8, (16-31, 261, 5 td, 0 int)
Rushing Yards-- 181, Fournette, Jax at Pitt., 10/8, (28-181, 2 td)
Rushing Attempts-- 35, Bell, Pitt. at Balt., 10/1, (35-144, 2 td)
Rushing Attempts-- 35, Bell, Pitt. vs. Cin., 10/22, (35-134, 0 td)
Longest Rush-- 90, Fournette, Jax at Pitt., 10/8, td
Receptions-- 13, Landry, Miami at LA-C, 9/17, (13-78, 0 td)
Receiving Yards-- 224, Hopkins, Hou. at Sea., 10/29, (8-224, 1 td)
Kickoff Return Yards-- 191, Rainey, Balt. vs. Chi., 10/15 (OT), (5-191, 1 td)
Kickoff Return Yards-- 157, Bray, Ind. at Tenn., 10/16, (5-157, 0 td)
Kickoff Returns-- 7, Tate, Buff. at LA-C, 11/19, (7-144, 0 td)
Longest Kickoff Return-- 103, D. Lewis, N.E. at Denv., 11/12, td
Punt Return Yards-- 132, Campanaro, Balt. vs. Chi., 10/15 (OT), (5-132, 1 fc, 1 td)
Punt Return Yards-- 88, Benjamin, LA-C vs. Denv., 10/22, (3-88, 5 fc, 1 td)
Punt Returns-- 7, Mickens, Jax vs. LA-C, 11/12 (OT), (7-30, 1 fc, 0 td)
Punt Returns-- 6, Peppers, Clev. at Hou., 10/15, (6-43, 0 fc, 0 td)
Longest Punt Return-- 82, Hill, K.C. at Hou., 10/8, td
Interceptions-- 3, Byard, Tenn. at Clev., 10/22 (OT), (3-60, 0 td)
Interceptions-- 2, (9 times in Non-Overtime Games)
Longest Interception Return-- 103, Talib, Denv. vs. Dal., 9/17, td
Sacks-- 4.0, Campbell, Jax at Hou., 9/10
Scrimmage Yards-- 246, K. Hunt, K.C. at N.E., 9/7, (Rush 17-148, Rec 5-98)
Longest Punt-- 74, Kern, Tenn. vs. Cin., 11/12
Punts-- 10, Kaser, LA-C at Jax , 11/12 (OT), (10-485, 48.5)
Punts-- 10, Kern, Tenn. at Miami, 10/8, (10-549, 54.9)
Field Goals Made-- 5, (4 times in Non-Overtime Games)
Longest Field Goal-- 62, Gostkowski, N.E. at Oak., 11/19

NFC / SINGLE-GAME HIGHS / PLAYERS

Most Points-- 23, Zuerlein, LA-R at Dal., 10/1, (0 td, 7 fg, 2 xp, 0 2pt)
Passing Yards-- 452, Wilson, Sea. vs. Hou., 10/29, (26-41, 452, 4 td, 1 int)
Longest Pass-- 94, Goff, LA-R vs. Hou., 11/12, (to Woods, Robert, td)
Passing Touchdowns-- 4, (10 times in Non-Overtime Games)
Rushing Yards-- 167, Howard, Chi. at Balt., 10/15 (OT), (36-167, 0 td)
Rushing Yards-- 159, A. Peterson, Ariz. at S.F., 11/5, (37-159, 0 td)
Rushing Attempts-- 37, A. Peterson, Ariz. at S.F., 11/5, (37-159, 0 td)
Longest Rush-- 71, Ajayi, Phil. at Dal., 11/19
Receptions-- 13, Fitzgerald, Ariz. vs. Dal., 9/25, (13-149, 1 td)
Receiving Yards-- 175, Dickson, Car. at Det., 10/8, (5-175, 0 td)
Kickoff Return Yards-- 197, Lockett, Sea. vs. Atl., 11/20, (5-197, 0 td)
Kickoff Returns-- 7, Davis, G.B. vs. Det., 11/6, (7-140, 0 td)
Longest Kickoff Return-- 103, Cooper, LA-R at Jax , 10/15, td
Punt Return Yards-- 110, Barner, Phil. vs. Ariz., 10/8, (3-110, 1 fc, 0 td)
Punt Returns-- 6, K. Williams, Ariz. vs. Sea., 11/9, (6-61, 2 fc, 0 td)
Longest Punt Return-- 88, Agnew, Det. at NY-G, 9/18, td
Interceptions-- 2, (3 times in Non-Overtime Games)
Longest Interception Return-- 90, Amos, Chi. at Balt., 10/15 (OT), td
Longest Interception Return-- 82, Bethel, Ariz. at Det., 9/10, td
Sacks-- 6.0, Clayborn, Atl. vs. Dal., 11/12
Scrimmage Yards-- 219, E. Elliott, Dal. at S.F., 10/22, (Rush 26-147, Rec 1-72)
Longest Punt-- 69, O'Donnell, Chi. vs. Atl., 9/10
Punts-- 9, O'Donnell, Chi. at Balt., 10/15 (OT), (9-420, 46.7)
Punts-- 8, (6 times in Non-Overtime Games)
Field Goals Made-- 7, Zuerlein, LA-R at Dal., 10/1, (7-7, 49 lg)
Longest Field Goal-- 61, Elliott, Phil. vs. NY-G, 9/24

WEEK 11 / THROUGH MONDAY, NOVEMBER 20, 2017

NFL / SINGLE-GAME HIGHS / PLAYERS

Most Points-- 23, Zuerlein, LA-R at Dal., 10/1, (0 td, 7 fg, 2 xp, 0 2pt)
Passing Yards-- 452, Wilson, Sea. vs. Hou., 10/29, (26-41, 452, 4 td, 1 int)
Longest Pass-- 97, Roethlisberger, Pitt. at Det., 10/29, (to Smith-Schuster, JuJu, td)
Passing Touchdowns-- 5, Brady, N.E. vs. Hou., 9/24, (25-35, 378, 5 td, 0 int)
Passing Touchdowns-- 5, Watson, Hou. vs. K.C., 10/8, (16-31, 261, 5 td, 0 int)
Rushing Yards-- 181, Fournette, Jax at Pitt., 10/8, (28-181, 2 td)
Rushing Attempts-- 37, A. Peterson, Ariz. at S.F., 11/5, (37-159, 0 td)
Longest Rush-- 90, Fournette, Jax at Pitt., 10/8, td
Receptions-- 13, Landry, Miami at LA-C, 9/17, (13-78, 0 td)
Receptions-- 13, Fitzgerald, Ariz. vs. Dal., 9/25, (13-149, 1 td)
Receiving Yards-- 224, Hopkins, Hou. at Sea., 10/29, (8-224, 1 td)
Kickoff Return Yards-- 197, Lockett, Sea. vs. Atl., 11/20, (5-197, 0 td)
Kickoff Returns-- 7, Davis, G.B. vs. Det., 11/6, (7-140, 0 td)
Kickoff Returns-- 7, Tate, Buff. at LA-C, 11/19, (7-144, 0 td)
Longest Kickoff Return-- 103, Cooper, LA-R at Jax , 10/15, td
Longest Kickoff Return-- 103, D. Lewis, N.E. at Denv., 11/12, td
Punt Return Yards-- 132, Campanaro, Balt. vs. Chi., 10/15 (OT), (5-132, 1 fc, 1 td)
Punt Return Yards-- 110, Barner, Phil. vs. Ariz., 10/8, (3-110, 1 fc, 0 td)
Punt Returns-- 7, Mickens, Jax vs. LA-C, 11/12 (OT), (7-30, 1 fc, 0 td)
Punt Returns-- 6, Peppers, Clev. at Hou., 10/15, (6-43, 0 fc, 0 td)
Punt Returns-- 6, K. Williams, Ariz. vs. Sea., 11/9, (6-61, 2 fc, 0 td)
Longest Punt Return-- 88, Agnew, Det. at NY-G, 9/18, td
Interceptions-- 3, Byard, Tenn. at Clev., 10/22 (OT), (3-60, 0 td)
Interceptions-- 2, (12 times in Non-Overtime Games)
Longest Interception Return-- 103, Talib, Denv. vs. Dal., 9/17, td
Sacks-- 6.0, Clayborn, Atl. vs. Dal., 11/12
Scrimmage Yards-- 246, K. Hunt, K.C. at N.E., 9/7, (Rush 17-148, Rec 5-98)
Longest Punt-- 74, Kern, Tenn. vs. Cin., 11/12
Punts-- 10, Kaser, LA-C at Jax , 11/12 (OT), (10-485, 48.5)
Punts-- 10, Kern, Tenn. at Miami, 10/8, (10-549, 54.9)
Field Goals Made-- 7, Zuerlein, LA-R at Dal., 10/1, (7-7, 49 lg)
Longest Field Goal-- 62, Gostkowski, N.E. at Oak., 11/19

WEEK 11 / THROUGH MONDAY, NOVEMBER 20, 2017

300-Yard Passing Games

452, Wilson, SEA vs. HOU 10/29 (26-41, 4 TD)
447, Brady, NE at NO 09/17 (30-39, 3 TD)
423, Stafford, DET vs. PIT 10/29 (27-45, 0 TD)
417, Carr, OAK vs. KC 10/19 (29-52, 3 TD)
402, Watson, HOU at SEA 10/29 (19-30, 4 TD)
385, Brees, NO vs. WAS 11/19 (ot) (29-41, 2 TD)
384, Winston, TB at BUF 10/22 (32-44, 3 TD)
378, Brady, NE vs. HOU 09/24 (25-35, 5 TD)
376, Siemian, DEN vs. NYG 10/15 (29-50, 1 TD)
373, Wilson, SEA at TEN 09/24 (29-49, 4 TD)
369, Keenum, MIN vs. TB 09/24 (25-33, 3 TD)
368, A. Smith, KC at NE 09/07 (28-35, 4 TD)
366, Manning, NYG at PHI 09/24 (35-47, 3 TD)
365, Cousins, WAS vs. OAK 09/24 (25-30, 3 TD)
361, Stafford, DET at GB 11/06 (26-33, 2 TD)
357, Palmer, ARI vs. SF 10/01 (ot) (33-51, 1 TD)
356, Brees, NO vs. NE 09/17 (27-45, 2 TD)
355, Newton, CAR at DET 10/08 (26-33, 3 TD)
355, Goff, LAR vs. HOU 11/12 (25-37, 3 TD)
354, McCown, NYJ vs. NE 10/15 (31-47, 2 TD)
353, Hoyer, SF at IND 10/08 (ot) (29-46, 2 TD)
347, Rivers, LAC vs. PHI 10/01 (22-38, 2 TD)
346, Bradford, MIN vs. NO 09/11 (27-32, 3 TD)
343, A. Rodgers, GB at ATL 09/17 (33-50, 2 TD)
342, A. Smith, KC at OAK 10/19 (25-36, 3 TD)
339, Brady, NE at OAK 11/19 (30-37, 3 TD)
334, Wilson, SEA at NYG 10/22 (27-39, 3 TD)
334, Winston, TB vs. NE 10/05 (26-46, 1 TD)
333, Wentz, PHI at KC 09/17 (25-46, 2 TD)
333, Brady, NE vs. LAC 10/29 (32-47, 1 TD)
332, Palmer, ARI at IND 09/17 (ot) (19-36, 1 TD)
332, Winston, TB vs. NYG 10/01 (22-38, 3 TD)
332, Hoyer, SF vs. LAR 09/21 (23-37, 2 TD)
331, Brees, NO at GB 10/22 (27-38, 1 TD)
331, Rivers, LAC vs. MIA 09/17 (31-39, 1 TD)
330, Cousins, WAS vs. SF 10/15 (25-37, 2 TD)
330, Bortles, JAX at IND 10/22 (18-26, 1 TD)
328, Dalton, CIN vs. BUF 10/08 (22-36, 1 TD)
328, Winston, TB at MIN 09/24 (28-40, 2 TD)
327, Cousins, WAS vs. MIN 11/12 (26-45, 1 TD)
325, Palmer, ARI vs. DAL 09/25 (29-48, 2 TD)
324, A. Smith, KC at HOU 10/08 (29-37, 3 TD)
322, Cousins, WAS at NO 11/19 (ot) (22-32, 3 TD)
321, Ryan, ATL at CHI 09/10 (21-30, 1 TD)
317, Roethlisberger, PIT at DET 10/29 (17-31, 1 TD)
316, Newton, CAR at NE 10/01 (22-29, 3 TD)
314, Brissett, IND vs. SF 10/08 (ot) (22-34, 0 TD)
313, A. Rodgers, GB vs. CIN 09/24 (ot) (28-42, 3 TD)
313, Carr, OAK at BUF 10/29 (31-49, 1 TD)
313, Ryan, ATL at CAR 11/05 (24-38, 2 TD)
312, Roethlisberger, PIT vs. JAX 10/08 (33-55, 0 TD)
312, Stafford, DET at NO 10/15 (25-52, 3 TD)
311, Cutler, MIA vs. OAK 11/05 (34-42, 3 TD)
311, Goff, LAR at NYG 11/05 (14-22, 4 TD)
311, A. Rodgers, GB vs. SEA 09/10 (28-42, 1 TD)
308, Brissett, IND at HOU 11/05 (20-30, 2 TD)
307, Brady, NE vs. CAR 10/01 (32-45, 2 TD)
307, Wentz, PHI at WAS 09/10 (26-39, 2 TD)
306, Goff, LAR vs. IND 09/10 (21-29, 1 TD)
306, Mariota, TEN vs. IND 10/16 (23-32, 1 TD)
306, Mariota, TEN at PIT 11/16 (22-33, 1 TD)
304, Keenum, MIN at WAS 11/12 (21-29, 4 TD)
304, Wentz, PHI vs. ARI 10/08 (21-30, 4 TD)
303, Brady, NE at TB 10/05 (30-40, 1 TD)
303, Cousins, WAS at PHI 10/23 (30-40, 3 TD)
301, Watson, HOU at NE 09/24 (22-33, 2 TD)
301, Glennon, CHI at TB 09/17 (31-45, 1 TD)
300, Carr, OAK at MIA 11/05 (21-30, 1 TD)

WEEK 11 / THROUGH MONDAY, NOVEMBER 20, 2017

100-Yard Receiving Games

224, Hopkins, HOU at SEA 10/29 (8 rec., 1 TD)
210, Cooper, OAK vs. KC 10/19 (11 rec., 2 TD)
193, Smith-Schuster, PIT at DET 10/29 (7 rec., 1 TD)
189, Green, CIN vs. BUF 10/08 (7 rec., 1 TD)
182, Brown, PIT at CLE 09/10 (11 rec., 0 TD)
180, Stills, MIA vs. TB 11/19 (7 rec., 1 TD)
177, Hilton, IND vs. SF 10/08 (ot) (7 rec., 0 TD)
175, Dickson, CAR at DET 10/08 (5 rec., 0 TD)
175, Hilton, IND at HOU 11/05 (5 rec., 2 TD)
173, Diggs, MIN vs. TB 09/24 (8 rec., 2 TD)
171, Woods, LAR vs. HOU 11/12 (8 rec., 2 TD)
166, Thielen, MIN at WAS 11/12 (8 rec., 1 TD)
159, Allen, LAC vs. BUF 11/19 (12 rec., 2 TD)
157, Brown, PIT vs. JAX 10/08 (10 rec., 0 TD)
157, Thielen, MIN vs. NO 09/11 (9 rec., 0 TD)
155, Brown, PIT at KC 10/15 (8 rec., 1 TD)
153, Hilton, IND vs. CLE 09/24 (7 rec., 1 TD)
150, Thompson, WAS vs. OAK 09/24 (6 rec., 1 TD)
149, Fitzgerald, ARI vs. DAL 09/25 (13 rec., 1 TD)
149, Cooks, NE at OAK 11/19 (6 rec., 1 TD)
144, Brown, PIT vs. TEN 11/16 (10 rec., 3 TD)
142, Garcon, SF vs. LAR 09/21 (7 rec., 0 TD)
142, Shepard, NYG at SF 11/12 (11 rec., 0 TD)
141, Te. Williams, DAL vs. KC 11/05 (9 rec., 0 TD)
141, Ginn, NO at GB 10/22 (7 rec., 0 TD)
138, Fitzgerald, ARI vs. TB 10/15 (10 rec., 1 TD)
138, Allen, LAC vs. PHI 10/01 (5 rec., 0 TD)
137, Sanders, DEN vs. NE 11/12 (6 rec., 0 TD)
133, Hill, KC at NE 09/07 (7 rec., 1 TD)
133, Shepard, NYG at PHI 09/24 (7 rec., 1 TD)
133, Wallace, BAL at OAK 10/08 (3 rec., 0 TD)
133, De. Thomas, DEN vs. NYG 10/15 (10 rec., 0 TD)
133, Kelce, KC vs. DEN 10/30 (7 rec., 1 TD)
131, Cooks, NE vs. HOU 09/24 (5 rec., 2 TD)
128, M. Jones, DET vs. PIT 10/29 (6 rec., 0 TD)
128, Hooper, ATL at CHI 09/10 (2 rec., 1 TD)
126, D. Adams, GB vs. BAL 11/19 (8 rec., 0 TD)
126, J. Cook, OAK at MIA 11/05 (8 rec., 0 TD)
125, W. Fuller, HOU at SEA 10/29 (5 rec., 2 TD)
125, Hill, KC at OAK 10/19 (6 rec., 1 TD)
123, Thielen, MIN vs. LAR 11/19 (6 rec., 1 TD)
123, Crowder, WAS vs. DAL 10/29 (9 rec., 0 TD)
122, Allison, GB vs. CIN 09/24 (ot) (6 rec., 0 TD)
121, Doyle, IND at CIN 10/29 (12 rec., 1 TD)
121, Lockett, SEA vs. HOU 10/29 (6 rec., 0 TD)
120, Nelson, ARI at IND 09/17 (ot) (5 rec., 1 TD)
118, Ju. Jones, ATL at CAR 11/05 (6 rec., 0 TD)
117, Thomas, NO at BUF 11/12 (9 rec., 0 TD)
116, Gronkowski, NE at NO 09/17 (6 rec., 1 TD)
116, Goodwin, SF at IND 10/08 (ot) (5 rec., 0 TD)
115, Ty. Williams, LAC vs. PHI 10/01 (5 rec., 1 TD)
115, Green, CIN at TEN 11/12 (5 rec., 1 TD)
113, Matthews, TEN at PIT 11/16 (5 rec., 1 TD)
113, Fitzgerald, ARI vs. SEA 11/09 (10 rec., 0 TD)
113, Tate, DET at GB 11/06 (7 rec., 0 TD)
112, C. Clay, BUF at ATL 10/01 (5 rec., 0 TD)
111, Kelce, KC vs. WAS 10/02 (7 rec., 1 TD)
111, Green, CIN at GB 09/24 (ot) (10 rec., 1 TD)
111, Hopkins, HOU at LAR 11/12 (7 rec., 0 TD)
110, Brown, PIT at CHI 09/24 (ot) (10 rec., 1 TD)
109, Kelce, KC at NYG 11/19 (ot) (8 rec., 0 TD)
108, Woods, LAR at SF 09/21 (6 rec., 0 TD)
108, Baldwin, SEA vs. WAS 11/05 (7 rec., 1 TD)
108, Ju. Jones, ATL vs. GB 09/17 (5 rec., 0 TD)
107, Tate, DET vs. ARI 09/10 (10 rec., 0 TD)
107, Thompson, BUF vs. TB 10/22 (4 rec., 0 TD)
107, J. Cook, OAK vs. KC 10/19 (6 rec., 0 TD)
107, M. Jones, DET at GB 11/06 (7 rec., 2 TD)
107, Hopkins, HOU vs. TEN 10/01 (10 rec., 1 TD)
106, Jackson, TB vs. NE 10/05 (5 rec., 0 TD)
106, Watkins, LAR at SF 09/21 (6 rec., 2 TD)
105, Thompson, WAS vs. SF 10/15 (4 rec., 0 TD)
105, Baldwin, SEA at TEN 09/24 (10 rec., 1 TD)
105, Ja. Brown, ARI vs. SF 10/01 (ot) (8 rec., 0 TD)
105, Benjamin, LAC vs. KC 09/24 (5 rec., 0 TD)
105, P. Richardson, SEA vs. HOU 10/29 (6 rec., 2 TD)
104, Anderson, NYJ vs. ATL 10/29 (6 rec., 1 TD)
104, Benjamin, CAR at NE 10/01 (4 rec., 0 TD)
104, Rogers, IND vs. PIT 11/12 (6 rec., 1 TD)

103, Kelce, KC vs. PHI 09/17 (8 rec., 1 TD)
101, Hurns, JAX at IND 10/22 (5 rec., 0 TD)
101, McCaffrey, CAR vs. NO 09/24 (9 rec., 0 TD)
100, Allen, LAC vs. MIA 09/17 (9 rec., 0 TD)
100, Amendola, NE vs. KC 09/07 (6 rec., 0 TD)

WEEK 11 / THROUGH MONDAY, NOVEMBER 20, 2017

100-Yard Rushing Games

181, Fournette, JAX at PIT 10/08 (28 att., 2 TD)
179, Bell, PIT at KC 10/15 (32 att., 1 TD)
172, K. Hunt, KC at LAC 09/24 (17 att., 1 TD)
167, Howard, CHI at BAL 10/15 (ot) (36 att., 0 TD)
163, Powell, NYJ vs. JAX 10/01 (ot) (21 att., 1 TD)
159, A. Peterson, ARI at SF 11/05 (37 att., 0 TD)
151, McCoy, BUF vs. OAK 10/29 (27 att., 1 TD)
150, E. Elliott, DAL at WAS 10/29 (33 att., 2 TD)
148, K. Hunt, KC at NE 09/07 (17 att., 1 TD)
147, E. Elliott, DAL at SF 10/22 (26 att., 2 TD)
144, Bell, PIT at BAL 10/01 (35 att., 2 TD)
140, Howard, CHI vs. PIT 09/24 (ot) (23 att., 2 TD)
136, Blount, PHI at LAC 10/01 (16 att., 0 TD)
134, Bell, PIT vs. CIN 10/22 (35 att., 0 TD)
134, A. Peterson, ARI vs. TB 10/15 (26 att., 2 TD)
134, Ingram, NO vs. WAS 11/19 (ot) (11 att., 1 TD)
132, Gordon, LAC at NE 10/29 (14 att., 1 TD)
131, Henry, TEN vs. IND 10/16 (19 att., 1 TD)
131, A. Jones, GB vs. NO 10/22 (17 att., 1 TD)
131, Ingram, NO at BUF 11/12 (21 att., 3 TD)
130, Ajayi, MIA at ATL 10/15 (26 att., 0 TD)
130, Fournette, JAX vs. LAR 10/15 (21 att., 1 TD)
127, Cook, MIN vs. NO 09/11 (22 att., 0 TD)
125, Howard, CHI vs. DET 11/19 (15 att., 1 TD)
125, A. Jones, GB at DAL 10/08 (19 att., 1 TD)
124, Hyde, SF at SEA 09/17 (15 att., 0 TD)
122, Ajayi, MIA at LAC 09/17 (28 att., 0 TD)
122, Yeldon, JAX at IND 10/22 (9 att., 1 TD)
121, Gurley, LAR at DAL 10/01 (23 att., 0 TD)
118, C. Anderson, DEN vs. DAL 09/17 (25 att., 1 TD)
117, Perine, WAS at NO 11/19 (ot) (23 att., 1 TD)
117, Darkwa, NYG at DEN 10/15 (21 att., 0 TD)
116, E. Elliott, DAL vs. GB 10/08 (29 att., 0 TD)
116, Gurley, LAR at JAX 10/15 (23 att., 0 TD)
115, Murray, TEN vs. SEA 09/24 (14 att., 1 TD)
114, McCoy, BUF at LAC 11/19 (13 att., 1 TD)
114, Ingram, NO vs. DET 10/15 (25 att., 2 TD)
113, Murray, MIN vs. BAL 10/22 (18 att., 1 TD)
113, Gurley, LAR at SF 09/21 (28 att., 2 TD)
113, Collins, BAL vs. MIA 10/26 (18 att., 0 TD)
111, Fournette, JAX at CLE 11/19 (28 att., 0 TD)
110, Stewart, CAR vs. MIA 11/13 (17 att., 0 TD)
110, McCoy, BUF vs. NYJ 09/10 (22 att., 0 TD)
107, K. Hunt, KC at HOU 10/08 (29 att., 0 TD)
106, Freeman, ATL at DET 09/24 (21 att., 1 TD)
106, Gurley, LAR vs. ARI 10/22 (22 att., 1 TD)
106, Kamara, NO at BUF 11/12 (12 att., 1 TD)
105, Ingram, NO at GB 10/22 (22 att., 1 TD)
105, Gordon, LAC at NYG 10/08 (20 att., 0 TD)
104, E. Elliott, DAL vs. NYG 09/10 (24 att., 0 TD)
102, Howard, CHI at NO 10/29 (23 att., 0 TD)
101, K. Hunt, KC vs. WAS 10/02 (21 att., 0 TD)
100, Fournette, JAX at HOU 09/10 (26 att., 1 TD)

WEEK 11 / THROUGH MONDAY, NOVEMBER 20, 2017**AFC / LEADING PASSERS**

Player, Team	Att	Comp	Pct		Avg		Pct			Pct Rating	
			Comp	Yds	Gain	TD	TD	Long	Int	Int	Points
Brady, N.E.	380	261	68.7	3146	8.28	22	5.8	64t	2	0.5	110.9
A. Smith, K.C.	333	231	69.4	2674	8.03	18	5.4	78t	3	0.9	107.6
*Watson, Hou.	204	126	61.8	1699	8.33	19	9.3	72t	8	3.9	103.0
McCown, NY-J	313	216	69.0	2242	7.16	14	4.5	69t	8	2.6	93.7
Taylor, Buf.	279	178	63.8	1842	6.60	11	3.9	47	3	1.1	91.4
Dalton, Cin.	296	183	61.8	2158	7.29	16	5.4	77t	8	2.7	90.7
Rivers, LA-C	355	214	60.3	2514	7.08	17	4.8	75t	7	2.0	89.6
Carr, Oak.	319	204	63.9	2191	6.87	14	4.4	64t	8	2.5	88.2
Roethlisberger, Pit.	351	217	61.8	2597	7.40	16	4.6	97t	10	2.8	87.8
Brissett, Ind.	294	179	60.9	2172	7.39	9	3.1	80t	5	1.7	86.7
Cutler, Mia.	271	175	64.6	1602	5.91	13	4.8	36	9	3.3	82.7
Bortles, Jac.	315	184	58.4	2084	6.62	12	3.8	52	7	2.2	81.8
Mariota, Ten.	281	176	62.6	2089	7.43	8	2.8	75t	10	3.6	79.9
Siemian, Den.	247	152	61.5	1669	6.76	9	3.6	44	10	4.0	76.8
Hoyer, S.F.-N.E.	208	122	58.7	1282	6.16	4	1.9	59	4	1.9	75.0
Flacco, Bal.	319	209	65.5	1734	5.44	9	2.8	54	11	3.4	74.4
*Kizer, Cle.	282	148	52.5	1555	5.51	5	1.8	38	14	5.0	54.0

AFC / LEADING PASSERS, RANKS

Player, Team	Att	Comp	Pct		Avg		Pct			Pct Rating	
			Comp	Yds	Gain	TD	TD	Long	Int	Int	Points
Brady, N.E.	1	1	3	1	2	1	2		1	1	1
A. Smith, K.C.	4	2	1	2	3	3	3t		2t	2	2
*Watson, Hou.	17	16	11	13	1	2	1		8t	15	3
McCown, NY-J	8	4	2	5	8	7t	8		8t	9	4
Taylor, Buf.	13	11	7	11	13	11	10		2t	3	5
Dalton, Cin.	9	9	9	8	7	5t	3t		8t	10	6
Rivers, LA-C	2	5	14	4	9	4	6		6t	6	7
Carr, Oak.	5t	7	6	6	10	7t	9		8t	8	8
Roethlisberger, Pit.	3	3	10	3	5	5t	7		13t	11	9
Brissett, Ind.	10	10	13	7	6	12t	13		5	4	10
Cutler, Mia.	14	13	5	15	15	9	5		12	12	11
Bortles, Jac.	7	8	16	10	12	10	11		6t	7	12
Mariota, Ten.	12	12	8	9	4	15	14		13t	14	13
Siemian, Den.	15	14	12	14	11	12t	12		13t	16	14
Hoyer, S.F.-N.E.	16	17	15	17	14	17t	16		4	5	15
Flacco, Bal.	5t	6	4	12	17	12t	15		16	13	16
*Kizer, Cle.	11	15	17	16	16	16	17		17	17	17

WEEK 11 / THROUGH MONDAY, NOVEMBER 20, 2017**AFC / FOURTH-QUARTER PASSING LEADERS**

Rank	Player, Team	Att	Comp	Comp%	Yards	YPA	TD	TD%	Int	Int%	Rating
1)	Hogan, Cle.	26	18	69.2	202	7.77	2	7.7	0	0.0	117.8
2)	Rivers, LA-C	102	63	61.8	726	7.12	7	6.9	1	1.0	102.0
3)	Brady, N.E.	85	57	67.1	599	7.05	3	3.5	0	0.0	99.1
4)	*Watson, Hou.	58	33	56.9	588	10.14	6	10.3	4	6.9	97.5
5)	Hoyer, S.F.-N.E.	60	34	56.7	367	6.12	4	6.7	0	0.0	97.0
6)	Taylor, Buf.	69	50	72.5	487	7.06	2	2.9	1	1.4	95.5
7)	Cutler, Mia.	81	53	65.4	532	6.57	4	4.9	1	1.2	95.3
8)	A. Smith, K.C.	91	56	61.5	708	7.78	4	4.4	2	2.2	91.3
9)	Moore, Mia.	38	23	60.5	298	7.84	3	7.9	2	5.3	89.6
10)	Roethlisberger, Pit.	75	49	65.3	557	7.43	4	5.3	3	4.0	88.6
11)	Carr, Oak.	110	67	60.9	667	6.06	5	4.5	2	1.8	85.7
12)	McCown, NY-J	88	59	67.0	622	7.07	3	3.4	4	4.5	79.8
13)	Mariota, Ten.	72	40	55.6	506	7.03	4	5.6	3	4.2	78.8
14)	Osweiler, Den.	39	23	59.0	196	5.03	2	5.1	1	2.6	78.6
15)	Dalton, Cin.	66	36	54.5	402	6.09	2	3.0	1	1.5	76.7
16)	Flacco, Bal.	92	59	64.1	465	5.05	3	3.3	3	3.3	73.9
17)	Savage, Hou.	33	18	54.5	228	6.91	1	3.0	1	3.0	73.8
18)	Siemian, Den.	65	42	64.6	471	7.25	2	3.1	4	6.2	70.7
19)	Brissett, Ind.	75	43	57.3	463	6.17	0	0.0	2	2.7	64.5
20)	Bortles, Jac.	63	36	57.1	370	5.87	1	1.6	3	4.8	59.6
21)	*Kizer, Cle.	99	48	48.5	489	4.94	2	2.0	5	5.1	48.8

AFC / THIRD-DOWN PASSING LEADERS

Rank	Player, Team	Att	Comp	Comp%	Yards	YPA	TD	TD%	Int	Int%	Rating
1)	Brady, N.E.	96	62	64.6	778	8.10	7	7.3	0	0.0	114.0
2)	McCown, NY-J	96	71	74.0	789	8.22	5	5.2	3	3.1	102.3
3)	A. Smith, K.C.	83	51	61.4	553	6.66	4	4.8	0	0.0	97.1
4)	Flacco, Bal.	85	54	63.5	496	5.84	5	5.9	1	1.2	94.0
5)	Taylor, Buf.	93	62	66.7	640	6.88	5	5.4	3	3.2	90.8
6)	Dalton, Cin.	83	47	56.6	522	6.29	8	9.6	4	4.8	87.5
7)	Brissett, Ind.	94	54	57.4	676	7.19	4	4.3	2	2.1	85.2
8)	Cutler, Mia.	68	43	63.2	433	6.37	3	4.4	2	2.9	83.8
9)	Roethlisberger, Pit.	99	55	55.6	684	6.91	7	7.1	5	5.1	79.7
10)	Hoyer, S.F.-N.E.	61	36	59.0	293	4.80	2	3.3	1	1.6	75.4
11)	Siemian, Den.	72	42	58.3	490	6.81	4	5.6	4	5.6	74.4
12)	Carr, Oak.	84	52	61.9	524	6.24	3	3.6	4	4.8	71.7
13)	Bortles, Jac.	103	58	56.3	626	6.08	2	1.9	3	2.9	68.7
14)	Rivers, LA-C	102	58	56.9	719	7.05	3	2.9	5	4.9	68.2
15)	Mariota, Ten.	88	46	52.3	507	5.76	2	2.3	3	3.4	63.0
16)	*Kizer, Cle.	73	33	45.2	365	5.00	0	0.0	4	5.5	37.8

WEEK 11 / THROUGH MONDAY, NOVEMBER 20, 2017**AFC / LEADING RUSHERS**

Rank	Player, Team	Att	Yards	Avg	Long	TD
1)	Bell, Pit.	232	886	3.8	27	5
2)	*K. Hunt, K.C.	173	873	5.0	69t	4
3)	*Fournette, Jac.	175	740	4.2	90t	6
4)	McCoy, Buf.	170	709	4.2	48t	4
5)	Gordon, LA-C	167	633	3.8	87t	5
6)	L. Miller, Hou.	162	604	3.7	21	2
7)	C. Anderson, Den.	139	573	4.1	40	2
8)	Collins, Bal.	113	570	5.0	50	1
9)	Gore, Ind.	144	509	3.5	21	2
10)	Crowell, Cle.	129	459	3.6	26t	2
11)	Murray, Ten.	117	443	3.8	75t	4
12)	Henry, Ten.	101	441	4.4	72t	3
13)	Powell, NY-J	93	420	4.5	75t	2
14)	Lynch, Oak.	97	390	4.0	25	4
15)	D. Lewis, N.E.	82	386	4.7	31	3
16)	Allen, Bal.	109	385	3.5	37	1
17)	*Mixon, Cin.	127	370	2.9	25	3
18)	Gillislee, N.E.	98	355	3.6	16	4
19)	*Foreman, Hou.	78	327	4.2	39	2
20)	Ivory, Jac.	84	286	3.4	19	1
21)	Charles, Den.	65	281	4.3	19	1
22)	Taylor, Buf. (QB)	57	275	4.8	32	3
23)	*Watson, Hou. (QB)	36	269	7.5	49t	2
24)	*McGuire, NY-J	69	259	3.8	69t	1
25)	Forte, NY-J	57	241	4.2	20	2
26)	D. Johnson, Cle.	46	240	5.2	19t	2
27)	*Kizer, Cle. (QB)	45	223	5.0	20	4
28)	*Mack, Ind.	59	219	3.7	35	2
29)	Richard, Oak.	49	212	4.3	52t	1
30)	A. Smith, K.C. (QB)	42	200	4.8	32	1
31)	Bortles, Jac. (QB)	35	195	5.6	27	0
32)	Yeldon, Jac.	28	189	6.8	58t	1
33)	Mariota, Ten. (QB)	37	186	5.0	34t	4
34)	Drake, Mia.	33	180	5.5	66t	1
35t)	C. Grant, Jac.	20	179	9.0	58	1
35t)	Tolbert, Buf.	50	179	3.6	18	1
37)	*Ekeler, LA-C	31	164	5.3	35t	2
38)	Brissett, Ind. (QB)	38	154	4.1	25	3
39)	Booker, Den.	40	151	3.8	26	1
40)	Williams, Mia.	38	143	3.8	69	0
41)	White, N.E.	35	140	4.0	10	0
42)	West, Bal.	39	138	3.5	13	2
43)	Patterson, Oak. (WR)	10	124	12.4	47t	2
44t)	Burkhead, N.E.	30	116	3.9	14	0
44t)	J. Hill, Cin.	37	116	3.1	13	0
46)	*Conner, Pit.	24	113	4.7	23	0
47)	Bernard, Cin.	31	109	3.5	25	0
48)	Washington, Oak.	36	102	2.8	11	1
49)	Siemian, Den. (QB)	23	89	3.9	14	1
50)	Hogan, Cle. (QB)	10	71	7.1	11	0

AFC / THIRD-AND-ONE RUSHING LEADERS

Rank	Player, Team	Att	FD	Pct
1t)	Turbin, Ind.	7	7	100.0
1t)	*K. Hunt, K.C.	6	6	100.0
1t)	Allen, Bal.	5	5	100.0
1t)	*Kizer, Cle.	4	4	100.0
1t)	Lynch, Oak.	4	4	100.0
1t)	D. Johnson, Cle.	3	3	100.0
1t)	Watson, Pit.	3	3	100.0
8t)	Henry, Ten.	6	5	83.3
8t)	Ivory, Jac.	6	5	83.3
10t)	Gore, Ind.	5	4	80.0
10t)	McCoy, Buf.	5	4	80.0
10t)	A. Smith, K.C.	5	4	80.0
13t)	Brady, N.E.	4	3	75.0
13t)	Charles, Den.	4	3	75.0
15)	*Foreman, Hou.	6	4	66.7
16t)	Gordon, LA-C	8	4	50.0
16t)	Gillislee, N.E.	6	3	50.0

WEEK 11 / THROUGH MONDAY, NOVEMBER 20, 2017**AFC / LEADERS IN RECEPTIONS**

Rank	Player, Team	Rec	Yards	Avg	Long	TD
1)	Brown, Pit.	70	1026	14.7	51t	6
2)	Landry, Mia.	67	567	8.5	49	6
3)	Hopkins, Hou.	62	879	14.2	72t	9
4)	Kelce, K.C. (TE)	59	738	12.5	44	5
5)	Allen, LA-C	56	755	13.5	50	3
6)	De. Thomas, Den.	53	633	11.9	40	3
7)	Doyle, Ind. (TE)	52	450	8.7	21	2
8t)	Walker, Ten. (TE)	49	550	11.2	42	0
8t)	Bell, Pit. (RB)	49	308	6.3	42	0
10)	Green, Cin.	48	743	15.5	77t	6
11)	Hill, K.C.	47	685	14.6	75t	4
12t)	D. Johnson, Cle. (RB)	46	414	9.0	41t	2
12t)	White, N.E. (RB)	46	376	8.2	27	2
14)	Cooks, N.E.	45	786	17.5	64t	4
15t)	Lee, Jac.	43	538	12.5	45	2
15t)	Amendola, N.E.	43	440	10.2	27	2
17t)	Crabtree, Oak.	42	502	12.0	41t	6
17t)	McCoy, Buf. (RB)	42	265	6.3	21	1
19t)	Matthews, Ten.	41	626	15.3	75t	3
19t)	Gronkowski, N.E. (TE)	41	619	15.1	53t	5
19t)	J. Cook, Oak. (TE)	41	535	13.0	35	1
19t)	Cooper, Oak.	41	490	12.0	45t	4
23t)	Stills, Mia.	40	588	14.7	61t	5
23t)	Allen, Bal. (RB)	40	198	5.0	14	2
25t)	Watson, Bal. (TE)	39	294	7.5	33	2
25t)	Seferian-Jenkins, NY-J (TE)	39	288	7.4	28	3
27t)	Hilton, Ind.	36	725	20.1	80t	3
27t)	Benjamin, Car.-Buf.	36	537	14.9	43	2
27t)	Hurns, Jac.	36	446	12.4	50	2
30t)	Anderson, NY-J	35	568	16.2	69t	5
30t)	Kearse, NY-J	35	415	11.9	44	4
30t)	*K. Hunt, K.C. (RB)	35	335	9.6	78t	2
30t)	Gordon, LA-C (RB)	35	250	7.1	22	4
34t)	Sanders, Den.	34	448	13.2	38	2
34t)	Parker, Mia.	34	404	11.9	31	1
34t)	LaFell, Cin.	34	340	10.0	37t	2
37t)	*Smith-Schuster, Pit.	33	568	17.2	97t	5
37t)	Hogan, N.E.	33	438	13.3	47t	5
39t)	Maclin, Bal.	31	344	11.1	48t	3
39t)	Decker, Ten.	31	303	9.8	27	1
41)	Bennett, G.B.-N.E. (TE)	30	286	9.5	33	0
42t)	J. Thomas, Mia. (TE)	29	290	10.0	27	2
42t)	Forte, NY-J (RB)	29	222	7.7	34	0
44t)	Kroft, Cin. (TE)	28	303	10.8	59	4
44t)	Murray, Ten. (RB)	28	192	6.9	18	1
46)	Thompson, Chi.-Buf.	27	364	13.5	44	2
47t)	Henry, LA-C (TE)	26	344	13.2	34	2
47t)	Louis, Cle.	26	322	12.4	37	0
47t)	L. Miller, Hou. (RB)	26	264	10.2	32	3
50t)	Ty. Williams, LA-C	25	382	15.3	75t	1
50t)	C. Clay, Buf. (TE)	25	298	11.9	44	2
50t)	Ellington, Hou.	25	294	11.8	35	2
50t)	James, Pit. (TE)	25	214	8.6	32	3
50t)	Washington, Oak. (RB)	25	146	5.8	14	1

WEEK 11 / THROUGH MONDAY, NOVEMBER 20, 2017**AFC / RECEIVING YARDAGE LEADERS**

Rank	Player, Team	Yards	Rec	Avg	Long	TD
1)	Brown, Pit.	1026	70	14.7	51t	6
2)	Hopkins, Hou.	879	62	14.2	72t	9
3)	Cooks, N.E.	786	45	17.5	64t	4
4)	Allen, LA-C	755	56	13.5	50	3
5)	Green, Cin.	743	48	15.5	77t	6
6)	Kelce, K.C. (TE)	738	59	12.5	44	5
7)	Hilton, Ind.	725	36	20.1	80t	3
8)	Hill, K.C.	685	47	14.6	75t	4
9)	De. Thomas, Den.	633	53	11.9	40	3
10)	Matthews, Ten.	626	41	15.3	75t	3
11)	Gronkowski, N.E. (TE)	619	41	15.1	53t	5
12)	Stills, Mia.	588	40	14.7	61t	5
13t)	Anderson, NY-J	568	35	16.2	69t	5
13t)	*Smith-Schuster, Pit.	568	33	17.2	97t	5
15)	Landry, Mia.	567	67	8.5	49	6
16)	Walker, Ten. (TE)	550	49	11.2	42	0
17)	Lee, Jac.	538	43	12.5	45	2
18)	Benjamin, Car.-Buf.	537	36	14.9	43	2
19)	J. Cook, Oak. (TE)	535	41	13.0	35	1
20)	Crabtree, Oak.	502	42	12.0	41t	6
21)	Cooper, Oak.	490	41	12.0	45t	4
22)	Doyle, Ind. (TE)	450	52	8.7	21	2
23)	Sanders, Den.	448	34	13.2	38	2
24)	Hurns, Jac.	446	36	12.4	50	2
25)	Amendola, N.E.	440	43	10.2	27	2
26)	Hogan, N.E.	438	33	13.3	47t	5
27)	Kearse, NY-J	415	35	11.9	44	4
28)	D. Johnson, Cle. (RB)	414	46	9.0	41t	2
29)	Parker, Mia.	404	34	11.9	31	1
30)	Ty. Williams, LA-C	382	25	15.3	75t	1
31)	White, N.E. (RB)	376	46	8.2	27	2
32)	Thompson, Chi.-Buf.	364	27	13.5	44	2
33t)	Henry, LA-C (TE)	344	26	13.2	34	2
33t)	Maclin, Bal.	344	31	11.1	48t	3
35)	LaFell, Cin.	340	34	10.0	37t	2
36)	Moncrief, Ind.	338	20	16.9	60t	2
37)	*K. Hunt, K.C. (RB)	335	35	9.6	78t	2
38)	W. Fuller, Hou.	326	17	19.2	59t	7
39)	Benjamin, LA-C	325	20	16.3	44	3
40)	Wallace, Bal.	323	24	13.5	54	3
41)	Louis, Cle.	322	26	12.4	37	0
42)	Bell, Pit. (RB)	308	49	6.3	42	0
43)	Bryant, Pit.	306	23	13.3	51	1
44t)	Decker, Ten.	303	31	9.8	27	1
44t)	Kroft, Cin. (TE)	303	28	10.8	59	4
46)	C. Clay, Buf. (TE)	298	25	11.9	44	2
47t)	Ellington, Hou.	294	25	11.8	35	2
47t)	Watson, Bal. (TE)	294	39	7.5	33	2
49)	J. Thomas, Mia. (TE)	290	29	10.0	27	2
50)	Seferian-Jenkins, NY-J (TE)	288	39	7.4	28	3

WEEK 11 / THROUGH MONDAY, NOVEMBER 20, 2017**AFC / THIRD-DOWN RECEIVING LEADERS**

Rank	Player, Team	Rec	Yards	Avg	Long	TD
1)	Allen, LA-C	24	370	15.4	50	0
2)	Landry, Mia.	21	196	9.3	49	2
3)	Lee, Jac.	19	217	11.4	31	1
4)	Brown, Pit.	17	239	14.1	51t	1
5t)	De. Thomas, Den.	16	249	15.6	40	1
5t)	White, N.E. (RB)	16	141	8.8	27	1
7t)	Gronkowski, N.E. (TE)	15	246	16.4	53t	3
7t)	McCoy, Buf. (RB)	15	103	6.9	18	0
9t)	Hilton, Ind.	14	294	21.0	80t	2
9t)	Amendola, N.E.	14	172	12.3	27	1
9t)	D. Johnson, Cle. (RB)	14	148	10.6	34	0
12t)	Hurns, Jac.	13	187	14.4	50	1
12t)	Kelce, K.C. (TE)	13	155	11.9	32	1
14t)	*Smith-Schuster, Pit.	12	235	19.6	97t	2
14t)	J. Cook, Oak. (TE)	12	162	13.5	35	0
14t)	Hopkins, Hou.	12	149	12.4	34t	2
14t)	Hogan, N.E.	12	133	11.1	26	2
14t)	Cooper, Oak.	12	104	8.7	23	1
19t)	Stills, Mia.	11	247	22.5	61t	3
19t)	Anderson, NY-J	11	172	15.6	41	1
19t)	Matthews, Ten.	11	138	12.5	24	0
19t)	Walker, Ten. (TE)	11	105	9.5	19	0
19t)	Bell, Pit. (RB)	11	67	6.1	23	0
19t)	Seferian-Jenkins, NY-J (TE)	11	67	6.1	18	2
25t)	Green, Cin.	10	167	16.7	47	4
25t)	Sanders, Den.	10	143	14.3	38	0
25t)	Hill, K.C.	10	121	12.1	38	0
25t)	Thompson, Chi.-Buf.	10	120	12.0	27	1
25t)	Kerley, NY-J	10	117	11.7	30	0
25t)	Crabtree, Oak.	10	112	11.2	26t	2
25t)	Doyle, Ind. (TE)	10	96	9.6	14	1
25t)	Murray, Ten. (RB)	10	71	7.1	18	1
33t)	Benjamin, Car.-Buf.	9	169	18.8	43	1
33t)	Maclin, Bal.	9	161	17.9	48t	2
33t)	Kearse, NY-J	9	133	14.8	34t	2
33t)	Forte, NY-J (RB)	9	107	11.9	34	0
33t)	Matthews, Buf.	9	104	11.6	28	0
33t)	Kroft, Cin. (TE)	9	86	9.6	21	1
33t)	Yeldon, Jac. (RB)	9	59	6.6	11	0
33t)	Powell, NY-J (RB)	9	54	6.0	13	0
33t)	West, K.C. (RB)	9	52	5.8	11	1
42t)	Parker, Mia.	8	135	16.9	31	0
42t)	Holmes, Buf.	8	98	12.3	36	1
42t)	Decker, Ten.	8	81	10.1	17	1
42t)	Fowler, Den.	8	78	9.8	20	2
42t)	Watson, Bal. (TE)	8	63	7.9	20	2
42t)	Bernard, Cin. (RB)	8	34	4.3	18	0
42t)	Allen, Bal. (RB)	8	24	3.0	9	1
49t)	O'Leary, Buf. (TE)	7	99	14.1	32	0
49t)	J. Thomas, Mia. (TE)	7	86	12.3	27	0
49t)	Ty. Williams, LA-C	7	83	11.9	20	0
49t)	Ellington, Hou.	7	79	11.3	26t	1
49t)	Derby, Den. (TE)	7	75	10.7	23	0
49t)	Roberts, Oak.	7	74	10.6	29	0
49t)	Richard, Oak. (RB)	7	70	10.0	20	0
49t)	DeValve, Cle. (TE)	7	64	9.1	20	0
49t)	Rogers, Ind.	7	64	9.1	17	0
49t)	C. Anderson, Den. (RB)	7	62	8.9	16t	1
49t)	LaFell, Cin.	7	58	8.3	13	1
49t)	Patterson, Oak.	7	53	7.6	22	0
49t)	C. Clay, Buf. (TE)	7	49	7.0	16	1
49t)	Gordon, LA-C (RB)	7	41	5.9	10t	1

WEEK 11 / THROUGH MONDAY, NOVEMBER 20, 2017**AFC / LEADING SCORERS, NONKICKERS**

Rank	Player, Team	TD	Rush	Rec	Ret	X2	Pts
1t)	Gordon, LA-C (RB)	9	5	4	0	0	54
1t)	Hopkins, Hou. (WR)	9	0	9	0	0	54
3t)	*Fournette, Jac. (RB)	7	6	1	0	0	42
3t)	W. Fuller, Hou. (WR)	7	0	7	0	0	42
5)	Crabtree, Oak. (WR)	6	0	6	0	1	38
6t)	Brown, Pit. (WR)	6	0	6	0	0	36
6t)	Green, Cin. (WR)	6	0	6	0	0	36
6t)	*K. Hunt, K.C. (RB)	6	4	2	0	0	36
6t)	Landry, Mia. (WR)	6	0	6	0	0	36
10t)	Anderson, NY-J (WR)	5	0	5	0	0	30
10t)	Bell, Pit. (RB)	5	5	0	0	0	30
10t)	*Ekeler, LA-C (RB)	5	2	3	0	0	30
10t)	Gronkowski, N.E. (TE)	5	0	5	0	0	30
10t)	Hill, K.C. (WR)	5	0	4	1	0	30
10t)	Hogan, N.E. (WR)	5	0	5	0	0	30
10t)	Kelce, K.C. (TE)	5	0	5	0	0	30
10t)	D. Lewis, N.E. (RB)	5	3	1	1	0	30
10t)	Lewis, Jac. (TE)	5	0	5	0	0	30
10t)	McCoy, Buf. (RB)	5	4	1	0	0	30
10t)	L. Miller, Hou. (RB)	5	2	3	0	0	30
10t)	Murray, Ten. (RB)	5	4	1	0	0	30
10t)	*Smith-Schuster, Pit. (WR)	5	0	5	0	0	30
10t)	Stills, Mia. (WR)	5	0	5	0	0	30
24)	Cooks, N.E. (WR)	4	0	4	0	1	26
25t)	Benjamin, LA-C (WR)	4	0	3	1	0	24
25t)	Cooper, Oak. (WR)	4	0	4	0	0	24
25t)	Gillislee, N.E. (RB)	4	4	0	0	0	24
25t)	D. Johnson, Cle. (RB)	4	2	2	0	0	24
25t)	Kearse, NY-J (WR)	4	0	4	0	0	24
25t)	*Kizer, Cle. (QB)	4	4	0	0	0	24
25t)	Kroft, Cin. (TE)	4	0	4	0	0	24
25t)	Lynch, Oak. (RB)	4	4	0	0	0	24
25t)	Mariota, Ten. (QB)	4	4	0	0	0	24
34t)	Allen, Bal. (RB)	3	1	2	0	0	18
34t)	Allen, LA-C (WR)	3	0	3	0	0	18
34t)	C. Anderson, Den. (RB)	3	2	1	0	0	18
34t)	Brissett, Ind. (QB)	3	3	0	0	0	18
34t)	Henry, Ten. (RB)	3	3	0	0	0	18
34t)	Hilton, Ind. (WR)	3	0	3	0	0	18
34t)	Holmes, Buf. (WR)	3	0	3	0	0	18
34t)	James, Pit. (TE)	3	0	3	0	0	18
34t)	*Mack, Ind. (RB)	3	2	1	0	0	18
34t)	Maclin, Bal. (WR)	3	0	3	0	0	18
34t)	Matthews, Ten. (WR)	3	0	3	0	0	18
34t)	McCown, NY-J (QB)	3	3	0	0	0	18
34t)	*Mixon, Cin. (RB)	3	3	0	0	0	18
34t)	*Njoku, Cle. (TE)	3	0	3	0	0	18
34t)	Seferian-Jenkins, NY-J (TE)	3	0	3	0	0	18
34t)	Taylor, Buf. (QB)	3	3	0	0	0	18
34t)	De. Thomas, Den. (WR)	3	0	3	0	0	18
34t)	Wallace, Bal. (WR)	3	0	3	0	0	18
34t)	West, K.C. (RB)	3	1	2	0	0	18

WEEK 11 / THROUGH MONDAY, NOVEMBER 20, 2017**AFC / LEADING SCORERS, KICKERS**

Rank	Player, Team	PAT	FG	Pct	Long	Pts
1)	Gostkowski, N.E.	28/29	26/29	.897	62	106
2)	Boswell, Pit.	19/20	24/27	.889	50	91
3)	Succop, Ten.	21/22	23/27	.852	52	90
4t)	*Butker, Car.-K.C.	13/13	22/23	.957	53	79
4t)	Tucker, Bal.	19/19	20/23	.870	57	79
6)	Hauschka, Buf.	22/22	18/20	.900	56	76
7t)	Catanzaro, NY-J	21/21	16/20	.800	57	69
7t)	McManus, Den.	18/18	17/23	.739	53	69
7t)	Vinatieri, Ind.	15/17	18/19	.947	53	69
10)	Fairbairn, Hou.	27/29	12/14	.857	50	63
11)	Tavecchio, Oak.	22/23	12/14	.857	53	58
12)	Myers, Jac.	15/17	11/15	.733	47	48
13)	Parkey, Mia.	14/17	11/12	.917	54	47
14)	Bullock, Cin.	18/20	8/10	.800	46	42
15)	Novak, LA-C	17/17	8/11	.727	50	41
16)	*Gonzalez, Cle.	16/17	8/12	.667	54	40
17)	Lambo, Jac.	6/ 7	9/10	.900	56	33
18)	*Koo, LA-C	9/ 9	3/ 6	.500	41	18
19)	*Koehn, Cin.	1/ 1	0/ 0	---	--	1

AFC / TOUCHBACKS ON KICKOFFS

Rank	Player, Team	TB
1)	Fairbairn, Hou.	36
2)	Succop, Ten.	34
3t)	Boswell, Pit.	33
3t)	*Butker, Car.-K.C.	33
3t)	Tucker, Bal.	33
6t)	Catanzaro, NY-J	32
6t)	Tavecchio, Oak.	32
8)	McManus, Den.	31
9)	*Sanchez, Ind.	30
10t)	*Gonzalez, Cle.	26
10t)	Gostkowski, N.E.	26
10t)	Myers, Jac.	26
13)	Hauschka, Buf.	25
14)	Bullock, Cin.	22
15)	Parkey, Mia.	16
16)	Novak, LA-C	9
17)	*Koo, LA-C	8
18)	Lambo, Jac.	4
19)	*Koehn, Cin.	1

WEEK 11 / THROUGH MONDAY, NOVEMBER 20, 2017

AFC / MOST YARDS FROM SCRIMMAGE

Rank	Player, Team	Total			Rushing			Receiving		
		Yards	Att+Rec	Avg	Yards	Att	Avg	Yards	Rec	Avg
1)	*K. Hunt, K.C. (RB)	1208	208	5.8	873	173	5.0	335	35	9.6
2)	Bell, Pit. (RB)	1194	281	4.2	886	232	3.8	308	49	6.3
3)	Brown, Pit. (WR)	1026	70	14.7	0	0	---	1026	70	14.7
4)	McCoy, Buf. (RB)	974	212	4.6	709	170	4.2	265	42	6.3
5)	*Fournette, Jac. (RB)	896	194	4.6	740	175	4.2	156	19	8.2
6)	Gordon, LA-C (RB)	883	202	4.4	633	167	3.8	250	35	7.1
7)	Hopkins, Hou. (WR)	879	62	14.2	0	0	---	879	62	14.2
8)	L. Miller, Hou. (RB)	868	188	4.6	604	162	3.7	264	26	10.2
9)	Cooks, N.E. (WR)	796	48	16.6	10	3	3.3	786	45	17.5
10)	Allen, LA-C (WR)	764	58	13.2	9	2	4.5	755	56	13.5
11)	Kelce, K.C. (TE)	745	61	12.2	7	2	3.5	738	59	12.5
12)	Green, Cin. (WR)	743	48	15.5	0	0	---	743	48	15.5
13)	Hill, K.C. (WR)	732	61	12.0	47	14	3.4	685	47	14.6
14)	Hilton, Ind. (WR)	725	36	20.1	0	0	---	725	36	20.1
15)	C. Anderson, Den. (RB)	684	154	4.4	573	139	4.1	111	15	7.4
16)	Gore, Ind. (RB)	661	162	4.1	509	144	3.5	152	18	8.4
17)	D. Johnson, Cle. (RB)	654	92	7.1	240	46	5.2	414	46	9.0
18)	Murray, Ten. (RB)	635	145	4.4	443	117	3.8	192	28	6.9
19)	De. Thomas, Den. (WR)	633	53	11.9	0	0	---	633	53	11.9
20)	Crowell, Cle. (RB)	626	147	4.3	459	129	3.6	167	18	9.3
21)	Collins, Bal. (RB)	625	120	5.2	570	113	5.0	55	7	7.9
22)	Matthews, Ten. (WR)	623	42	14.8	-3	1	-3.0	626	41	15.3
23)	Gronkowski, N.E. (TE)	619	41	15.1	0	0	---	619	41	15.1
24)	Stills, Mia. (WR)	588	40	14.7	0	0	---	588	40	14.7
25)	Allen, Bal. (RB)	583	149	3.9	385	109	3.5	198	40	5.0
26)	*Mixon, Cin. (RB)	577	150	3.8	370	127	2.9	207	23	9.0
27)	Anderson, NY-J (WR)	569	36	15.8	1	1	1.0	568	35	16.2
28)	*Smith-Schuster, Pit. (WR)	568	33	17.2	0	0	---	568	33	17.2
29)	Powell, NY-J (RB)	566	112	5.1	420	93	4.5	146	19	7.7
30)	Landry, Mia. (WR)	560	68	8.2	-7	1	-7.0	567	67	8.5
31)	Lee, Jac. (WR)	555	44	12.6	17	1	17.0	538	43	12.5
32)	Walker, Ten. (TE)	548	51	10.7	-2	2	-1.0	550	49	11.2
33)	Benjamin, Car.-Buf. (WR)	537	36	14.9	0	0	---	537	36	14.9
34)	J. Cook, Oak. (TE)	535	41	13.0	0	0	---	535	41	13.0
35)	White, N.E. (RB)	516	81	6.4	140	35	4.0	376	46	8.2
36)	Crabtree, Oak. (WR)	502	42	12.0	0	0	---	502	42	12.0
37)	Cooper, Oak. (WR)	494	42	11.8	4	1	4.0	490	41	12.0
38)	Henry, Ten. (RB)	486	107	4.5	441	101	4.4	45	6	7.5
39)	D. Lewis, N.E. (RB)	472	96	4.9	386	82	4.7	86	14	6.1
40)	Forte, NY-J (RB)	463	86	5.4	241	57	4.2	222	29	7.7
41)	Ivory, Jac. (RB)	458	104	4.4	286	84	3.4	172	20	8.6
42)	Hogan, N.E. (WR)	455	36	12.6	17	3	5.7	438	33	13.3
43)	Doyle, Ind. (TE)	450	52	8.7	0	0	---	450	52	8.7
44)	Sanders, Den. (WR)	448	34	13.2	0	0	---	448	34	13.2
45)	Hurns, Jac. (WR)	446	36	12.4	0	0	---	446	36	12.4
46)	Lynch, Oak. (RB)	444	104	4.3	390	97	4.0	54	7	7.7
47)	Amendola, N.E. (WR)	440	43	10.2	0	0	---	440	43	10.2
48)	Kearse, NY-J (WR)	415	35	11.9	0	0	---	415	35	11.9
49)	*Foreman, Hou. (RB)	410	84	4.9	327	78	4.2	83	6	13.8
50)	Richard, Oak. (RB)	409	68	6.0	212	49	4.3	197	19	10.4

WEEK 11 / THROUGH MONDAY, NOVEMBER 20, 2017**AFC / LEADERS IN FIRST DOWNS**

Rank	Player, Team	Rush	Rec	Tot
1)	Bell, Pit. (RB)	52	14	66
2)	*K. Hunt, K.C. (RB)	35	14	49
3t)	Gordon, LA-C (RB)	33	14	47
3t)	Hopkins, Hou. (WR)	0	47	47
5)	Brown, Pit. (WR)	0	46	46
6t)	McCoy, Buf. (RB)	30	14	44
6t)	L. Miller, Hou. (RB)	31	13	44
8)	Allen, LA-C (WR)	0	43	43
9)	Kelce, K.C. (TE)	2	40	42
10)	Landry, Mia. (WR)	0	37	37
11t)	Allen, Bal. (RB)	23	13	36
11t)	*Fournette, Jac. (RB)	30	6	36
11t)	De. Thomas, Den. (WR)	0	36	36
14t)	Gronkowski, N.E. (TE)	0	33	33
14t)	D. Johnson, Cle. (RB)	15	18	33
16)	Green, Cin. (WR)	0	32	32
17t)	Cooks, N.E. (WR)	1	30	31
17t)	Crowell, Cle. (RB)	22	9	31
19t)	Hill, K.C. (WR)	2	28	30
19t)	Lee, Jac. (WR)	1	29	30
21t)	C. Anderson, Den. (RB)	26	3	29
21t)	Gore, Ind. (RB)	23	6	29
21t)	*Mixon, Cin. (RB)	22	7	29
24t)	J. Cook, Oak. (TE)	0	28	28
24t)	Matthews, Ten. (WR)	0	28	28
24t)	Walker, Ten. (TE)	1	27	28
27t)	Amendola, N.E. (WR)	0	27	27
27t)	Crabtree, Oak. (WR)	0	27	27
27t)	*Smith-Schuster, Pit. (WR)	0	27	27
30t)	Collins, Bal. (RB)	24	2	26
30t)	Hurns, Jac. (WR)	0	26	26
30t)	Stills, Mia. (WR)	0	26	26
30t)	White, N.E. (RB)	5	21	26
34t)	Cooper, Oak. (WR)	1	24	25
34t)	Hilton, Ind. (WR)	0	25	25
36t)	Benjamin, Car.-Buf. (WR)	0	24	24
36t)	Henry, Ten. (RB)	22	2	24
36t)	Murray, Ten. (RB)	17	7	24
39t)	Gillislee, N.E. (RB)	23	0	23
39t)	Hogan, N.E. (WR)	1	22	23
39t)	D. Lewis, N.E. (RB)	19	4	23
39t)	Lynch, Oak. (RB)	21	2	23
39t)	Sanders, Den. (WR)	0	23	23
44)	Ivory, Jac. (RB)	14	8	22
45t)	Anderson, NY-J (WR)	0	21	21
45t)	Powell, NY-J (RB)	14	7	21
47)	Forte, NY-J (RB)	9	11	20
48t)	Parker, Mia. (WR)	0	19	19
48t)	Richard, Oak. (RB)	9	10	19
48t)	Watson, Bal. (TE)	0	19	19

WEEK 11 / THROUGH MONDAY, NOVEMBER 20, 2017**AFC / LEADING PUNTERS**

Rank	Player, Team	No	Yards	Lg	Avg	TB	Blk	Dwn	OB	Ret	Yds	In	Net
1)	Kern, Ten.	47	2438	74	51.9	5	0	2	9	26	196	16	45.6
2)	King, Oak.	40	1998	65	50.0	4	0	4	4	21	137	18	44.5
3)	Lechler, Hou.	57	2819	68	49.5	3	0	7	4	31	360	22	42.1
4)	Kaser, LA-C	53	2593	69	48.9	7	0	4	4	34	264	18	41.3
5)	Colquitt, Cle.	54	2638	67	48.9	1	1	7	2	34	342	16	41.4
6)	Huber, Cin.	56	2672	63	47.7	3	1	10	4	27	298	23	40.6
7)	Edwards, NY-J	54	2561	70	47.4	3	0	8	4	26	221	21	42.2
8)	Schmidt, Buf.	50	2281	60	45.6	4	0	3	3	27	133	16	41.4
9)	*Sanchez, Ind.	57	2600	61	45.6	1	1	10	13	14	76	20	43.2
10)	Koch, Bal.	55	2504	67	45.5	3	0	10	12	22	200	24	40.8
11)	Dixon, Den.	43	1952	55	45.4	1	1	7	2	17	178	14	39.9
12)	*Haack, Mia.	52	2354	64	45.3	3	0	10	4	22	165	17	40.9
13)	Colquitt, K.C.	43	1911	63	44.4	4	0	7	2	16	91	22	40.5
14)	Nortman, Jac.	54	2394	62	44.3	5	1	5	12	16	119	19	39.5
15)	Berry, Pit.	43	1889	62	43.9	2	0	5	7	17	152	16	39.5
16)	R. Allen, N.E.	34	1476	60	43.4	2	0	6	4	17	90	13	39.6

AFC / LEADING PUNTERS, NET AVERAGE

Rank	Player, Team	No	Yards	Lg	Avg	TB	Blk	Dwn	OB	Ret	Yds	20	Net
1)	Kern, Ten.	47	2438	74	51.9	5	0	2	9	26	196	16	45.6
2)	King, Oak.	40	1998	65	50.0	4	0	4	4	21	137	18	44.5
3)	*Sanchez, Ind.	57	2600	61	45.6	1	1	10	13	14	76	20	43.2
4)	Edwards, NY-J	54	2561	70	47.4	3	0	8	4	26	221	21	42.2
5)	Lechler, Hou.	57	2819	68	49.5	3	0	7	4	31	360	22	42.1
6)	Colquitt, Cle.	54	2638	67	48.9	1	1	7	2	34	342	16	41.4
7)	Schmidt, Buf.	50	2281	60	45.6	4	0	3	3	27	133	16	41.4
8)	Kaser, LA-C	53	2593	69	48.9	7	0	4	4	34	264	18	41.3
9)	*Haack, Mia.	52	2354	64	45.3	3	0	10	4	22	165	17	40.9
10)	Koch, Bal.	55	2504	67	45.5	3	0	10	12	22	200	24	40.8
11)	Huber, Cin.	56	2672	63	47.7	3	1	10	4	27	298	23	40.6
12)	Colquitt, K.C.	43	1911	63	44.4	4	0	7	2	16	91	22	40.5
13)	Dixon, Den.	43	1952	55	45.4	1	1	7	2	17	178	14	39.9
14)	R. Allen, N.E.	34	1476	60	43.4	2	0	6	4	17	90	13	39.6
15)	Nortman, Jac.	54	2394	62	44.3	5	1	5	12	16	119	19	39.5
16)	Berry, Pit.	43	1889	62	43.9	2	0	5	7	17	152	16	39.5

WEEK 11 / THROUGH MONDAY, NOVEMBER 20, 2017**AFC / PUNT RETURN LEADERS**

Rank	Player, Team	Ret	FC	Yards	Avg	Long	TD
1)	Campanaro, Bal.	15	11	221	14.7	77t	1
2)	Amendola, N.E.	14	10	157	11.2	40	0
3)	Mickens, Jac.	14	9	150	10.7	63t	1
4)	*Jackson, Ten.	20	6	197	9.9	46	0
5)	Hill, K.C.	17	6	161	9.5	82t	1
6)	*McKenzie, Den.	20	4	186	9.3	44	0
7)	Benjamin, LA-C	20	14	166	8.3	65t	1
8)	Erickson, Cin.	27	11	203	7.5	29	0
9)	*Peppers, Cle.	23	9	129	5.6	25	0
10)	Grant, Mia.	15	7	84	5.6	14	0
11)	Richard, Oak.	16	7	87	5.4	13	0
12)	Kerley, NY-J	16	9	85	5.3	15	0
13)	Bray, Ind.	17	8	90	5.3	20	0

AFC / KICKOFF RETURN LEADERS

Rank	Player, Team	Ret	Yards	Avg	Long	TD
1)	Patterson, Oak.	13	401	30.8	49	0
2)	A. Hunt, K.C.	16	390	24.4	42	0
3)	Bray, Ind.	18	430	23.9	60	0
4)	Erickson, Cin.	19	424	22.3	41	0
5)	Tate, Buf.	16	337	21.1	29	0
6)	*Jackson, Ten.	18	378	21.0	48	0

WEEK 11 / THROUGH MONDAY, NOVEMBER 20, 2017**AFC / LEADERS IN INTERCEPTIONS**

Rank	Player, Team	Int	Yards	Avg	Long	TD
1)	Byard, Ten.	6	100	16.7	33	0
2)	Hyde, Buf.	5	64	12.8	37	0
3t)	Bouye, Jac.	4	70	17.5	51	0
3t)	Weddle, Bal.	4	27	6.8	22	0
3t)	Boston, LA-C	4	24	6.0	15	0
6t)	Gipson, Jac.	3	76	25.3	67	0
6t)	*Hooker, Ind.	3	73	24.3	32	0
6t)	Peters, K.C.	3	63	21.0	38	0
6t)	McCourty, Cle.	3	59	19.7	56t	1
6t)	J. Smith, Bal.	3	58	19.3	50t	1
6t)	Carr, Bal.	3	57	19.0	33	0
6t)	Smith, Jac.	3	56	18.7	28t	1
6t)	Hal, Hou.	3	10	3.3	7	0
6t)	Hayward, LA-C	3	7	2.3	7	0
6t)	Shazier, Pit.	3	2	0.7	2	0
16t)	Mosley, Bal.	2	94	47.0	63t	1
16t)	Joseph, Hou.	2	85	42.5	82t	1
16t)	Hilton, Pit.	2	45	22.5	26	0
16t)	*Maye, NY-J	2	44	22.0	32	0
16t)	*Cole, Hou.	2	28	14.0	25t	1
16t)	Melvin, Ind.	2	28	14.0	21	0
16t)	Tr. Williams, LA-C	2	28	14.0	21	0
16t)	Ramsey, Jac.	2	16	8.0	15	0
16t)	Jones, Mia.	2	15	7.5	15	0
16t)	Brooks, NY-J	2	13	6.5	13	0
16t)	Poyer, Buf.	2	13	6.5	13	0
16t)	Harmon, N.E.	2	12	6.0	12	0
16t)	Webb, Bal.	2	10	5.0	10	0
16t)	Mitchell, K.C.	2	0	0.0	0	0
16t)	M. Butler, N.E.	2	-1	-0.5	1	0

WEEK 11 / THROUGH MONDAY, NOVEMBER 20, 2017**AFC / LEADERS IN SACKS**

Rank	Player, Team	Sacks
1)	Campbell, Jac. (DE)	11.5
2)	Bosa, LA-C (DE)	10.5
3)	Ngakoue, Jac. (DE)	9.0
4)	Ingram, LA-C (LB)	8.5
5t)	Clowney, Hou. (LB)	8.0
5t)	Miller, Den. (LB)	8.0
7t)	Houston, K.C. (LB)	7.5
7t)	Suggs, Bal. (LB)	7.5
9)	Heyward, Pit. (DE)	7.0
10)	Fowler, Jac. (DE)	6.5
11t)	Atkins, Cin. (DT)	6.0
11t)	Morgan, Ten. (LB)	6.0
11t)	Wake, Mia. (DE)	6.0
11t)	Williams, Pit. (LB)	6.0
15t)	*Lawson, Cin. (DE)	5.5
15t)	Mack, Oak. (DE)	5.5
17t)	Jackson, Jac. (DT)	5.0
17t)	Judon, Bal. (LB)	5.0
17t)	McCain, LA-C (DE)	5.0
20)	Sheard, Ind. (LB)	4.5
21t)	Dunlap, Cin. (DE)	4.0
21t)	Dupree, Pit. (LB)	4.0
21t)	T. Flowers, N.E. (DE)	4.0
21t)	*Garrett, Cle. (DE)	4.0
21t)	Ogbah, Cle. (DE)	4.0
21t)	Van Noy, N.E. (LB)	4.0
21t)	*Watt, Pit. (LB)	4.0
28t)	Davis, NY-J (LB)	3.5
28t)	Edwards, Oak. (DE)	3.5
28t)	Jones, K.C. (DE)	3.5
28t)	Kirksey, Cle. (LB)	3.5
28t)	Suh, Mia. (DT)	3.5
33t)	Barrett, Den. (LB)	3.0
33t)	Branch, Mia. (DE)	3.0
33t)	Burgess, Cle. (LB)	3.0
33t)	Casey, Ten. (DE)	3.0
33t)	Chickillo, Pit. (LB)	3.0
33t)	Hughes, Buf. (DE)	3.0
33t)	M. Johnson, Cin. (DE)	3.0
33t)	Lawson, Buf. (DE)	3.0
33t)	Philon, LA-C (DE)	3.0
33t)	Simon, Ind. (LB)	3.0
33t)	*Wise, N.E. (DT)	3.0
44t)	Henry, Bal. (DT)	2.5
44t)	Irvin, Oak. (LB)	2.5
44t)	Orakpo, Ten. (LB)	2.5
44t)	C. Smith, Cin. (DE)	2.5
48t)	*Adams, NY-J (DB)	2.0
48t)	Alexander, Buf. (LB)	2.0
48t)	Alualu, Pit. (DE)	2.0
48t)	H. Anderson, Ind. (DE)	2.0
48t)	Bailey, K.C. (DE)	2.0
48t)	Bass, Sea.-NY-J (LB)	2.0
48t)	*Bowser, Bal. (LB)	2.0
48t)	Burfict, Cin. (LB)	2.0
48t)	Dennard, Cin. (DB)	2.0
48t)	Ford, K.C. (LB)	2.0
48t)	*Hairston, Ind. (DB)	2.0
48t)	Hargrave, Pit. (NT)	2.0
48t)	S. Harris, Den. (DE)	2.0
48t)	Hightower, N.E. (LB)	2.0
48t)	Jack, Jac. (LB)	2.0
48t)	Jefferson, Bal. (DB)	2.0
48t)	Jenkins, NY-J (LB)	2.0
48t)	Kamalu, Hou. (LB)	2.0
48t)	*King, LA-C (DB)	2.0
48t)	Lee, NY-J (LB)	2.0
48t)	Levine, Bal. (DB)	2.0
48t)	Marshall, Den. (LB)	2.0
48t)	McKinney, Hou. (LB)	2.0
48t)	Nassib, Cle. (DE)	2.0
48t)	Pleasant, Hou. (DB)	2.0
48t)	Poyer, Buf. (DB)	2.0
48t)	Ridgeway, Ind. (DT)	2.0
48t)	Scarlett, Hou. (LB)	2.0
48t)	Tuitt, Pit. (DE)	2.0
48t)	Walden, Ten. (LB)	2.0
48t)	Webb, Bal. (DB)	2.0
48t)	Wilkerson, NY-J (DE)	2.0
48t)	Wolfe, Den. (DE)	2.0
48t)	Woodyard, Ten. (LB)	2.0

WEEK 11 / THROUGH MONDAY, NOVEMBER 20, 2017**AFC / FUMBLE RECOVERIES**

Rank	Player, Team	TotRec	OffRec	DefRec
1)	McCown, NY-J	6	6	0
2t)	Brissett, Ind.	4	4	0
2t)	Flacco, Bal.	4	4	0
4t)	Erickson, Cin.	3	3	0
4t)	A. Smith, K.C.	3	3	0
6t)	*Adams, NY-J	2	0	2
6t)	Andrews, N.E.	2	2	0
6t)	Benjamin, LA-C	2	2	0
6t)	Burns, Pit.	2	0	2
6t)	Campanaro, Bal.	2	2	0
6t)	Clowney, Hou.	2	0	2
6t)	Cowser, Oak.	2	0	2
6t)	*Dawkins, Buf.	2	2	0
6t)	Ellington, Hou.	2	2	0
6t)	Fowler, Jac.	2	0	2
6t)	Grant, Mia.	2	2	0
6t)	Hill, K.C.	2	2	0
6t)	Ingram, LA-C	2	0	2
6t)	Jones, Mia.	2	0	2
6t)	*Kizer, Cle.	2	2	0
6t)	*McKenzie, Den.	2	2	0
6t)	Mingo, Ind.	2	0	2
6t)	C. Moore, Bal.	2	2	0
6t)	Morgan, Ten.	2	0	2
6t)	Mosley, Bal.	2	0	2
6t)	Pierce, Bal.	2	0	2
6t)	Richard, Oak.	2	2	0
6t)	Rivers, LA-C	2	2	0
6t)	Smith, Jac.	2	0	2
6t)	*White, Buf.	2	0	2
6t)	S. Williams, Cin.	2	0	2

AFC / OFFENSIVE FUMBLE RECOVERIES

Rank	Player, Team	Ret	Yards	Avg	Long	TD
1)	McCown, NY-J	6	0	0.0	0	0
2t)	Brissett, Ind.	4	0	0.0	0	0
2t)	Flacco, Bal.	4	0	0.0	0	0
4t)	Erickson, Cin.	3	0	0.0	0	0
4t)	A. Smith, K.C.	3	0	0.0	0	0
6t)	Ellington, Hou.	2	4	2.0	4	0
6t)	Andrews, N.E.	2	0	0.0	0	0
6t)	Benjamin, LA-C	2	0	0.0	0	0
6t)	Campanaro, Bal.	2	0	0.0	0	0
6t)	*Dawkins, Buf.	2	0	0.0	0	0
6t)	Hill, K.C.	2	0	0.0	0	0
6t)	*Kizer, Cle.	2	0	0.0	0	0
6t)	*McKenzie, Den.	2	0	0.0	0	0
6t)	C. Moore, Bal.	2	0	0.0	0t	1
6t)	Richard, Oak.	2	0	0.0	0	0
6t)	Rivers, LA-C	2	0	0.0	0	0
6t)	Grant, Mia.	2	-13	-6.5	0	0

AFC / DEFENSIVE FUMBLE RECOVERIES

Rank	Player, Team	Ret	Yards	Avg	Long	TD
1t)	Clowney, Hou.	2	71	35.5	49	1
1t)	Fowler, Jac.	2	53	26.5	53t	1
1t)	Smith, Jac.	2	52	26.0	52	1
1t)	*White, Buf.	2	52	26.0	52t	1
1t)	Ingram, LA-C	2	39	19.5	39t	1
1t)	Jones, Mia.	2	38	19.0	38t	1
1t)	Mosley, Bal.	2	18	9.0	18	0
1t)	*Adams, NY-J	2	0	0.0	0	0
1t)	Burns, Pit.	2	0	0.0	0	0
1t)	Cowser, Oak.	2	0	0.0	0	0
1t)	Mingo, Ind.	2	0	0.0	0	0
1t)	Morgan, Ten.	2	0	0.0	0	0
1t)	Pierce, Bal.	2	0	0.0	0	0
1t)	S. Williams, Cin.	2	0	0.0	0	0

WEEK 11 / THROUGH MONDAY, NOVEMBER 20, 2017**NFC / LEADING PASSERS**

Player, Team	Att	Comp	Pct		Avg		Pct			Pct Rating	
			Comp	Yds	Gain	TD	TD	Long	Int	Int	Points
Brees, N.O.	341	244	71.6	2783	8.16	15	4.4	54	5	1.5	104.3
Wentz, Phi.	318	190	59.7	2430	7.64	25	7.9	72t	5	1.6	103.4
A. Rodgers, G.B.	193	128	66.3	1385	7.18	13	6.7	72	3	1.6	103.2
Cousins, Was.	345	230	66.7	2796	8.10	17	4.9	74	5	1.4	101.8
Goff, LA-R	318	195	61.3	2610	8.21	16	5.0	94t	4	1.3	98.9
Stafford, Det.	360	227	63.1	2760	7.67	19	5.3	63	5	1.4	98.4
Wilson, Sea.	377	236	62.6	2801	7.43	21	5.6	66	7	1.9	96.0
Ryan, Atl.	326	218	66.9	2567	7.87	15	4.6	88t	8	2.5	95.7
Keenum, Min.	300	197	65.7	2194	7.31	12	4.0	65t	5	1.7	93.7
Prescott, Dal.	320	201	62.8	2139	6.68	16	5.0	72t	7	2.2	89.8
Winston, T.B.	259	159	61.4	1920	7.41	10	3.9	58t	6	2.3	87.3
Manning, NY-G	368	234	63.6	2298	6.24	14	3.8	77t	6	1.6	87.0
Palmer, Ariz	267	164	61.4	1978	7.41	9	3.4	46	7	2.6	84.4
Newton, Car.	322	200	62.1	2232	6.93	14	4.3	64	11	3.4	83.0
*Trubisky, Chi.	145	77	53.1	988	6.81	4	2.8	70	2	1.4	78.2
Glennon, Chi.	140	93	66.4	833	5.95	4	2.9	29	5	3.6	76.9
*Beathard, S.F.	186	101	54.3	1229	6.61	4	2.2	83t	5	2.7	70.8
Hundley, G.B.	158	96	60.8	940	5.95	2	1.3	46	7	4.4	63.3

NFC / LEADING PASSERS, RANKS

Player, Team	Att	Comp	Pct		Avg		Pct			Pct Rating	
			Comp	Yds	Gain	TD	TD	Long	Int	Int	Points
Brees, N.O.	5	1	1	3	2	7t	9		4t	5	1
Wentz, Phi.	9t	11	16	7	6	1	1		4t	7	2
A. Rodgers, G.B.	14	14	5	14	11	11	2		2	6	3
Cousins, Was.	4	4	3	2	3	4	7		4t	4	4
Goff, LA-R	9t	10	14	5	1	5t	5		3	1	5
Stafford, Det.	3	5	8	4	5	3	4		4t	3	6
Wilson, Sea.	1	2	10	1	7	2	3		13t	10	7
Ryan, Atl.	6	6	2	6	4	7t	8		17	13	8
Keenum, Min.	11	9	6	10	10	12	11		4t	9	9
Prescott, Dal.	8	7	9	11	14	5t	6		13t	11	10
Winston, T.B.	13	13	13	13	8	13	12		11t	12	11
Manning, NY-G	2	3	7	8	16	9t	13		11t	8	12
Palmer, Ariz	12	12	12	12	9	14	14		13t	14	13
Newton, Car.	7	8	11	9	12	9t	10		18	16	14
*Trubisky, Chi.	17	18	18	16	13	16t	16		1	2	15
Glennon, Chi.	18	17	4	18	17	16t	15		4t	17	16
*Beathard, S.F.	15	15	17	15	15	16t	17		4t	15	17
Hundley, G.B.	16	16	15	17	18	22	18		13t	18	18

WEEK 11 / THROUGH MONDAY, NOVEMBER 20, 2017**NFC / FOURTH-QUARTER PASSING LEADERS**

Rank	Player, Team	Att	Comp	Comp%	Yards	YPA	TD	TD%	Int	Int%	Rating
1)	Wilson, Sea.	100	69	69.0	912	9.12	13	13.0	1	1.0	133.0
2)	A. Rodgers, G.B.	54	34	63.0	359	6.65	6	11.1	0	0.0	119.3
3)	Brees, N.O.	83	67	80.7	735	8.86	5	6.0	1	1.2	118.6
4)	Fitzpatrick, T.B.	37	23	62.2	285	7.70	4	10.8	1	2.7	110.8
5)	Ryan, Atl.	92	59	64.1	736	8.00	7	7.6	3	3.3	100.6
6)	Stafford, Det.	95	54	56.8	783	8.24	7	7.4	2	2.1	99.6
7)	Manning, NY-G	113	72	63.7	795	7.04	7	6.2	2	1.8	97.8
8)	Wentz, Phi.	64	40	62.5	405	6.33	4	6.3	1	1.6	94.9
9)	Winston, T.B.	75	51	68.0	678	9.04	4	5.3	4	5.3	92.0
10)	Cousins, Was.	101	67	66.3	758	7.50	4	4.0	3	3.0	89.5
11)	Glennon, Chi.	69	45	65.2	410	5.94	2	2.9	1	1.4	84.8
12)	Palmer, Ariz	80	46	57.5	573	7.16	2	2.5	1	1.3	83.0
13)	Prescott, Dal.	90	54	60.0	630	7.00	5	5.6	4	4.4	81.3
14)	Keenum, Min.	62	36	58.1	385	6.21	2	3.2	1	1.6	80.4
15)	Goff, LA-R	67	37	55.2	512	7.64	2	3.0	2	3.0	77.5
16)	Stanton, Ariz	33	16	48.5	182	5.52	0	0.0	0	0.0	65.5
17)	*Trubisky, Chi.	46	24	52.2	247	5.37	2	4.3	2	4.3	64.3
18)	Newton, Car.	68	37	54.4	369	5.43	3	4.4	4	5.9	60.2
19)	Hundley, G.B.	59	36	61.0	415	7.03	1	1.7	4	6.8	59.6
20)	*Beathard, S.F.	58	29	50.0	295	5.09	1	1.7	2	3.4	56.3

NFC / THIRD-DOWN PASSING LEADERS

Rank	Player, Team	Att	Comp	Comp%	Yards	YPA	TD	TD%	Int	Int%	Rating
1)	Wentz, Phi.	91	59	64.8	826	9.08	11	12.1	2	2.2	124.4
2)	Goff, LA-R	100	65	65.0	765	7.65	7	7.0	1	1.0	107.3
3)	Stafford, Det.	100	59	59.0	783	7.83	8	8.0	1	1.0	106.4
4)	Ryan, Atl.	83	53	63.9	663	7.99	5	6.0	2	2.4	98.6
5)	Brees, N.O.	90	60	66.7	707	7.86	3	3.3	2	2.2	92.2
6)	Manning, NY-G	100	63	63.0	643	6.43	4	4.0	1	1.0	90.5
7)	Cousins, Was.	101	62	61.4	720	7.13	6	5.9	3	3.0	90.4
8)	*Trubisky, Chi.	50	29	58.0	370	7.40	1	2.0	0	0.0	87.9
9)	Keenum, Min.	96	61	63.5	663	6.91	3	3.1	2	2.1	85.5
10)	Palmer, Ariz	75	44	58.7	552	7.36	2	2.7	2	2.7	79.4
11)	Prescott, Dal.	89	54	60.7	509	5.72	3	3.4	2	2.2	78.3
12)	Wilson, Sea.	101	57	56.4	560	5.54	3	3.0	2	2.0	73.9
13)	Winston, T.B.	62	32	51.6	400	6.45	1	1.6	2	3.2	63.9
14)	Newton, Car.	98	55	56.1	707	7.21	6	6.1	9	9.2	61.1

WEEK 11 / THROUGH MONDAY, NOVEMBER 20, 2017**NFC / LEADING RUSHERS**

Rank	Player, Team	Att	Yards	Avg	Long	TD
1)	Howard, Chi.	192	841	4.4	53	5
2)	Ingram, N.O.	155	806	5.2	51	8
3)	Gurley, LA-R	187	791	4.2	36	8
4)	E. Elliott, Dal.	191	783	4.1	30	7
5)	Ajayi, Mia.-Phi.	153	633	4.1	71	1
6)	Hyde, S.F.	141	592	4.2	61	4
7)	Blount, Phi.	122	561	4.6	68	2
8)	Freeman, Atl.	116	515	4.4	44	5
9)	Abdullah, Det.	144	491	3.4	34	3
10)	Darkwa, NY-G	101	489	4.8	47	2
11)	Stewart, Car.	138	460	3.3	18	1
12)	*Kamara, N.O.	72	459	6.4	25t	4
13)	A. Peterson, N.O.-Ariz	136	450	3.3	27t	2
14)	T. Coleman, Atl.	103	442	4.3	52	3
15)	Newton, Car. (QB)	74	436	5.9	69	4
16)	Murray, Min.	110	412	3.7	35	4
17)	Wilson, Sea. (QB)	58	376	6.5	29	2
18)	*A. Jones, G.B.	70	370	5.3	46t	3
19)	McKinnon, Min.	93	367	3.9	58t	3
20)	*Cook, Min.	74	354	4.8	33	2
21)	Martin, T.B.	112	343	3.1	27	2
22)	*Perine, Was.	89	327	3.7	30	1
23)	Thompson, Was.	64	294	4.6	61t	2
24t)	*Cohen, Chi.	64	273	4.3	46	2
24t)	Montgomery, G.B.	71	273	3.8	37t	3
26)	Morris, Dal.	42	260	6.2	70	0
27)	Prescott, Dal. (QB)	34	247	7.3	21	5
28)	*Clement, Phi.	54	232	4.3	28	4
29)	Wentz, Phi. (QB)	50	224	4.5	24	0
30)	*Gallman, NY-G	54	223	4.1	15	0
31)	*Breida, S.F.	52	219	4.2	33t	1
32)	*Carson, Sea.	49	208	4.2	30	0
33)	*McCaffrey, Car.	69	206	3.0	17	2
34)	Kelley, Was.	62	194	3.1	21	3
35)	Rodgers, T.B.	52	186	3.6	36	1
36)	Austin, LA-R (WR)	36	171	4.8	27t	1
37)	Smallwood, Phi.	43	168	3.9	26	1
38)	*Trubisky, Chi. (QB)	21	163	7.8	46	0
39)	*Williams, G.B.	49	158	3.2	8	1
40t)	Cousins, Was. (QB)	33	141	4.3	18	3
40t)	Riddick, Det.	40	141	3.5	21	0
42)	M. Brown, LA-R	37	138	3.7	16	1
43)	Lacy, Sea.	51	130	2.5	19	0
44)	Rawls, Sea.	49	125	2.6	23	0
45)	McKissic, Sea.	28	122	4.4	30t	1
46)	*Beathard, S.F. (QB)	20	115	5.8	16	3
47)	C. Johnson, Ariz	45	114	2.5	11	0
48)	Hundley, G.B. (QB)	13	104	8.0	22	2
49)	Vereen, NY-G	27	97	3.6	12	0
50)	R. Smith, Dal.	21	94	4.5	45	0

NFC / THIRD-AND-ONE RUSHING LEADERS

Rank	Player, Team	Att	FD	Pct
1t)	Freeman, Atl.	7	7	100.0
1t)	Palmer, Ariz	4	4	100.0
1t)	Stewart, Car.	3	3	100.0
1t)	Wentz, Phi.	3	3	100.0
5)	E. Elliott, Dal.	7	6	85.7
6)	Newton, Car.	6	5	83.3
7)	Ajayi, Mia.-Phi.	5	4	80.0
8t)	*Beathard, S.F.	4	3	75.0
8t)	Ingram, N.O.	4	3	75.0
8t)	Rawls, Sea.	4	3	75.0
11)	Howard, Chi.	8	5	62.5
12t)	Blount, Phi.	5	3	60.0
12t)	Darkwa, NY-G	5	3	60.0
14)	Gurley, LA-R	11	5	45.5

WEEK 11 / THROUGH MONDAY, NOVEMBER 20, 2017**NFC / LEADERS IN RECEPTIONS**

Rank	Player, Team	Rec	Yards	Avg	Long	TD
1)	Fitzgerald, Ariz	69	768	11.1	37	4
2)	Thomas, N.O.	65	753	11.6	33	2
3)	Thielen, Min.	62	916	14.8	65t	3
4)	Tate, Det.	59	691	11.7	45t	3
5)	*McCaffrey, Car. (RB)	57	433	7.6	37	3
6)	Baldwin, Sea.	56	673	12.0	54	4
7)	Ju. Jones, Atl.	54	786	14.6	53	1
8t)	D. Adams, G.B.	50	620	12.4	42	6
8t)	Bryant, Dal.	50	541	10.8	36	4
10)	*Kamara, N.O. (RB)	48	447	9.3	38	3
11)	Woods, LA-R	47	703	15.0	94t	4
12)	Graham, Sea. (TE)	46	413	9.0	33	7
13t)	M. Evans, T.B.	45	624	13.9	41	4
13t)	Ertz, Phi. (TE)	45	536	11.9	53	6
15t)	Funchess, Car.	43	535	12.4	33	5
15t)	Witten, Dal. (TE)	43	385	9.0	28t	3
17t)	Rudolph, Min. (TE)	42	366	8.7	28	3
17t)	Hyde, S.F. (RB)	42	274	6.5	18	0
19)	*Engram, NY-G (TE)	41	452	11.0	31	5
20)	Garcon, S.F.	40	500	12.5	59	0
21t)	Thompson, Was. (RB)	39	510	13.1	74	4
21t)	Crowder, Was.	39	420	10.8	41	0
21t)	Cobb, G.B.	39	405	10.4	46	1
24t)	M. Jones, Det.	38	622	16.4	43	6
24t)	Jeffery, Phi.	38	567	14.9	53t	6
24t)	*Kupp, LA-R	38	481	12.7	35	3
24t)	Shepard, NY-G	38	475	12.5	77t	1
24t)	Gurley, LA-R (RB)	38	425	11.2	53t	3
29)	Sanu, Atl.	37	388	10.5	24	4
30t)	Ginn, N.O.	35	570	16.3	53	3
30t)	Diggs, Min.	35	532	15.2	59t	5
30t)	Jackson, T.B.	35	532	15.2	41	3
30t)	Te. Williams, Dal.	35	401	11.5	56	0
30t)	Nelson, G.B.	35	382	10.9	58	6
30t)	Humphries, T.B.	35	339	9.7	38	0
30t)	McKinnon, Min. (RB)	35	230	6.6	27t	1
37t)	Brate, T.B. (TE)	34	436	12.8	35	4
37t)	Ingram, N.O. (RB)	34	213	6.3	25	0
39t)	V. Davis, Was. (TE)	33	527	16.0	69	1
39t)	Lockett, Sea.	33	408	12.4	54	0
39t)	Hooper, Atl. (TE)	33	379	11.5	88t	3
39t)	Ellington, Ariz (RB)	33	297	9.0	24	0
39t)	Riddick, Det. (RB)	33	282	8.5	63	2
39t)	*Cohen, Chi. (RB)	33	259	7.8	70	1
45)	Vereen, NY-G (RB)	32	192	6.0	20	0
46)	P. Richardson, Sea.	31	514	16.6	48	5
47t)	Agholor, Phi.	30	426	14.2	72t	5
47t)	Grant, Was.	30	338	11.3	40t	3
49)	Wright, Chi.	29	330	11.4	22	1
50t)	*Kittle, S.F. (TE)	27	277	10.3	31	1
50t)	Reed, Was. (TE)	27	211	7.8	20	2

WEEK 11 / THROUGH MONDAY, NOVEMBER 20, 2017**NFC / RECEIVING YARDAGE LEADERS**

Rank	Player, Team	Yards	Rec	Avg	Long	TD
1)	Thielen, Min.	916	62	14.8	65t	3
2)	Ju. Jones, Atl.	786	54	14.6	53	1
3)	Fitzgerald, Ariz	768	69	11.1	37	4
4)	Thomas, N.O.	753	65	11.6	33	2
5)	Woods, LA-R	703	47	15.0	94t	4
6)	Tate, Det.	691	59	11.7	45t	3
7)	Baldwin, Sea.	673	56	12.0	54	4
8)	M. Evans, T.B.	624	45	13.9	41	4
9)	M. Jones, Det.	622	38	16.4	43	6
10)	D. Adams, G.B.	620	50	12.4	42	6
11)	Ginn, N.O.	570	35	16.3	53	3
12)	Jeffery, Phi.	567	38	14.9	53t	6
13)	Bryant, Dal.	541	50	10.8	36	4
14)	Ertz, Phi. (TE)	536	45	11.9	53	6
15)	Funchess, Car.	535	43	12.4	33	5
16t)	Diggs, Min.	532	35	15.2	59t	5
16t)	Jackson, T.B.	532	35	15.2	41	3
18)	V. Davis, Was. (TE)	527	33	16.0	69	1
19)	P. Richardson, Sea.	514	31	16.6	48	5
20)	Thompson, Was. (RB)	510	39	13.1	74	4
21t)	Garcon, S.F.	500	40	12.5	59	0
21t)	Goodwin, S.F.	500	23	21.7	83t	1
23)	*Kupp, LA-R	481	38	12.7	35	3
24)	Shepard, NY-G	475	38	12.5	77t	1
25)	*Engram, NY-G (TE)	452	41	11.0	31	5
26)	*Kamara, N.O. (RB)	447	48	9.3	38	3
27)	Brate, T.B. (TE)	436	34	12.8	35	4
28)	*McCaffrey, Car. (RB)	433	57	7.6	37	3
29)	Agholor, Phi.	426	30	14.2	72t	5
30)	Gurley, LA-R (RB)	425	38	11.2	53t	3
31)	Crowder, Was.	420	39	10.8	41	0
32)	Graham, Sea. (TE)	413	46	9.0	33	7
33t)	Lockett, Sea.	408	33	12.4	54	0
33t)	Watkins, LA-R	408	24	17.0	67t	4
35)	Cobb, G.B.	405	39	10.4	46	1
36)	Te. Williams, Dal.	401	35	11.5	56	0
37)	Sanu, Atl.	388	37	10.5	24	4
38)	Witten, Dal. (TE)	385	43	9.0	28t	3
39t)	Dickson, Car. (TE)	382	25	15.3	64	1
39t)	Nelson, G.B.	382	35	10.9	58	6
41)	Hooper, Atl. (TE)	379	33	11.5	88t	3
42)	Rudolph, Min. (TE)	366	42	8.7	28	3
43)	Nelson, Ariz	362	22	16.5	45t	2
44)	Ja. Brown, Ariz	349	24	14.5	32	2
45)	T. Jones, Det.	347	24	14.5	34	0
46)	Humphries, T.B.	339	35	9.7	38	0
47)	Grant, Was.	338	30	11.3	40t	3
48)	Wright, Chi.	330	29	11.4	22	1
49)	Gabriel, Atl.	310	25	12.4	40t	1
50)	Beckham, NY-G	302	25	12.1	48t	3

WEEK 11 / THROUGH MONDAY, NOVEMBER 20, 2017**NFC / THIRD-DOWN RECEIVING LEADERS**

Rank	Player, Team	Rec	Yards	Avg	Long	TD
1)	Thielen, Min.	22	307	14.0	38	0
2t)	Tate, Det.	20	309	15.5	45t	2
2t)	Fitzgerald, Ariz	20	227	11.4	33	0
4)	Brate, T.B. (TE)	17	202	11.9	26	1
5t)	*Kupp, LA-R	16	202	12.6	28	2
5t)	Woods, LA-R	16	202	12.6	52t	1
5t)	Funchess, Car.	16	187	11.7	32t	3
8t)	Thomas, N.O.	15	177	11.8	28	0
8t)	Jeffery, Phi.	15	176	11.7	18	1
8t)	*Kamara, N.O. (RB)	15	90	6.0	19	1
11t)	Diggs, Min.	14	165	11.8	59t	3
11t)	*Engram, NY-G (TE)	14	145	10.4	26	1
11t)	Baldwin, Sea.	14	137	9.8	27	1
11t)	Crowder, Was.	14	132	9.4	36	0
15t)	Lockett, Sea.	13	171	13.2	41	0
15t)	Rudolph, Min. (TE)	13	138	10.6	27	1
15t)	*Taylor, S.F.	13	106	8.2	18	1
18t)	Agholor, Phi.	12	245	20.4	72t	2
18t)	*McCaffrey, Car. (RB)	12	147	12.3	20	0
18t)	Ertz, Phi. (TE)	12	124	10.3	23	3
18t)	Sanu, Atl.	12	112	9.3	16	2
18t)	Hyde, S.F. (RB)	12	75	6.3	12	0
18t)	McKinnon, Min. (RB)	12	50	4.2	10	0
24t)	Hooper, Atl. (TE)	11	220	20.0	88t	1
24t)	M. Jones, Det.	11	194	17.6	38	2
24t)	Thompson, Was. (RB)	11	179	16.3	74	2
24t)	Ja. Brown, Ariz	11	157	14.3	30	2
24t)	Shepard, NY-G	11	147	13.4	37	0
24t)	D. Adams, G.B.	11	144	13.1	42	1
24t)	Wright, Chi.	11	119	10.8	18	1
24t)	Bryant, Dal.	11	97	8.8	21	1
24t)	Sims, T.B. (RB)	11	76	6.9	15	1
33t)	Cobb, G.B.	10	149	14.9	38	1
33t)	Grant, Was.	10	134	13.4	40t	2
33t)	Ju. Jones, Atl.	10	121	12.1	29	0
33t)	V. Davis, Was. (TE)	10	111	11.1	26	1
33t)	Gurley, LA-R (RB)	10	108	10.8	28	1
33t)	Ellington, Ariz (RB)	10	95	9.5	22	0
33t)	Graham, Sea. (TE)	10	71	7.1	14	1
40t)	Nelson, G.B.	9	113	12.6	32t	3
40t)	Beasley, Dal.	9	65	7.2	17	0
40t)	Witten, Dal. (TE)	9	56	6.2	9	0
43t)	Ginn, N.O.	8	127	15.9	27	1
43t)	M. Evans, T.B.	8	112	14.0	31	1
43t)	Jo. Brown, Ariz	8	107	13.4	31	1
43t)	Watkins, LA-R	8	95	11.9	28	2
43t)	E. Elliott, Dal. (RB)	8	89	11.1	31	1
43t)	Gabriel, Atl.	8	85	10.6	34	0
43t)	Reed, Was. (TE)	8	80	10.0	20	0
43t)	*Cohen, Chi. (RB)	8	77	9.6	14	0
43t)	*Kittle, S.F. (TE)	8	54	6.8	16	0

WEEK 11 / THROUGH MONDAY, NOVEMBER 20, 2017**NFC / LEADING SCORERS, NONKICKERS**

Rank	Player, Team	TD	Rush	Rec	Ret	X2	Pts
1)	Gurley, LA-R (RB)	11	8	3	0	0	66
2)	E. Elliott, Dal. (RB)	9	7	2	0	0	54
3)	Ingram, N.O. (RB)	8	8	0	0	0	48
4t)	Graham, Sea. (TE)	7	0	7	0	1	44
4t)	*Kamara, N.O. (RB)	7	4	3	0	1	44
6)	Jeffery, Phi. (WR)	6	0	6	0	3	42
7)	*Clement, Phi. (RB)	6	4	2	0	1	38
8t)	D. Adams, G.B. (WR)	6	0	6	0	0	36
8t)	Ertz, Phi. (TE)	6	0	6	0	0	36
8t)	M. Jones, Det. (WR)	6	0	6	0	0	36
8t)	Nelson, G.B. (WR)	6	0	6	0	0	36
8t)	Thompson, Was. (RB)	6	2	4	0	0	36
13t)	Agholor, Phi. (WR)	5	0	5	0	0	30
13t)	T. Coleman, Atl. (RB)	5	3	2	0	0	30
13t)	Diggs, Min. (WR)	5	0	5	0	0	30
13t)	*Engram, NY-G (TE)	5	0	5	0	0	30
13t)	Freeman, Atl. (RB)	5	5	0	0	0	30
13t)	Funchess, Car. (WR)	5	0	5	0	0	30
13t)	Howard, Chi. (RB)	5	5	0	0	0	30
13t)	*McCaffrey, Car. (RB)	5	2	3	0	0	30
13t)	Prescott, Dal. (QB)	5	5	0	0	0	30
13t)	P. Richardson, Sea. (WR)	5	0	5	0	0	30
23t)	Baldwin, Sea. (WR)	4	0	4	0	1	26
23t)	McKinnon, Min. (RB)	4	3	1	0	1	26
25t)	Abdullah, Det. (RB)	4	3	1	0	0	24
25t)	Beasley, Dal. (WR)	4	0	4	0	0	24
25t)	Brate, T.B. (TE)	4	0	4	0	0	24
25t)	Bryant, Dal. (WR)	4	0	4	0	0	24
25t)	M. Evans, T.B. (WR)	4	0	4	0	0	24
25t)	Fitzgerald, Ariz (WR)	4	0	4	0	0	24
25t)	*Howard, T.B. (TE)	4	0	4	0	0	24
25t)	Hyde, S.F. (RB)	4	4	0	0	0	24
25t)	Montgomery, G.B. (RB)	4	3	1	0	0	24
25t)	Murray, Min. (RB)	4	4	0	0	0	24
25t)	Newton, Car. (QB)	4	4	0	0	0	24
25t)	Sanu, Atl. (WR)	4	0	4	0	0	24
25t)	Watkins, LA-R (WR)	4	0	4	0	0	24
25t)	Woods, LA-R (WR)	4	0	4	0	0	24
39)	Blount, Phi. (RB)	3	2	1	0	1	20
40t)	*Beathard, S.F. (QB)	3	3	0	0	0	18
40t)	Beckham, NY-G (WR)	3	0	3	0	0	18
40t)	*Cohen, Chi. (RB)	3	2	1	0	0	18
40t)	Coleman, N.O. (WR)	3	0	3	0	0	18
40t)	Cousins, Was. (QB)	3	3	0	0	0	18
40t)	Doctson, Was. (WR)	3	0	3	0	0	18
40t)	Fells, Det. (TE)	3	0	3	0	0	18
40t)	Ginn, N.O. (WR)	3	0	3	0	0	18
40t)	Grant, Was. (WR)	3	0	3	0	0	18
40t)	Hooper, Atl. (TE)	3	0	3	0	0	18
40t)	Jackson, T.B. (WR)	3	0	3	0	0	18
40t)	*A. Jones, G.B. (RB)	3	3	0	0	0	18
40t)	Kelley, Was. (RB)	3	3	0	0	0	18
40t)	*Kupp, LA-R (WR)	3	0	3	0	0	18
40t)	Rudolph, Min. (TE)	3	0	3	0	0	18
40t)	Tate, Det. (WR)	3	0	3	0	0	18
40t)	Thielen, Min. (WR)	3	0	3	0	0	18
40t)	Willson, Sea. (TE)	3	0	3	0	0	18
40t)	Witten, Dal. (TE)	3	0	3	0	0	18

WEEK 11 / THROUGH MONDAY, NOVEMBER 20, 2017**NFC / LEADING SCORERS, KICKERS**

Rank	Player, Team	PAT	FG	Pct	Long	Pts
1)	Zuerlein, LA-R	31/31	28/29	.966	56	115
2)	Lutz, N.O.	30/33	22/26	.846	53	96
3t)	Forbath, Min.	20/24	23/26	.885	53	89
3t)	Prater, Det.	26/26	21/24	.875	58	89
5t)	Bryant, Atl.	24/24	19/22	.864	53	81
5t)	Gano, Car.	21/22	20/21	.952	48	81
7)	*Elliott, Cin.-Phi.	25/28	17/21	.810	61	76
8t)	Gould, S.F.	15/16	19/21	.905	52	72
8t)	Walsh, Sea.	21/22	17/22	.773	49	72
10)	Dawson, Ariz	17/18	13/19	.684	50	56
11)	Crosby, G.B.	21/23	11/14	.786	50	54
12t)	Barth, Chi.	17/17	11/16	.688	54	50
12t)	Rosas, NY-G	14/15	12/17	.706	51	50
14)	Hopkins, Was.	12/13	9/11	.818	48	39
15)	P. Murray, T.B.	8/ 8	10/12	.833	50	38
16t)	Bailey, Dal.	16/16	7/ 7	1.000	56	37
16t)	*Rose, Was.	13/14	8/ 9	.889	55	37
18)	Nugent, Dal.	8/ 8	7/ 9	.778	48	29
19)	Folk, T.B.	7/ 9	6/11	.545	50	25
20)	Santos, K.C.-Chi.	12/12	3/ 3	1.000	39	21
21)	Sturgis, Phi.	1/ 2	3/ 3	1.000	50	10
22)	Heath, Dal.	2/ 3	0/ 0	---	--	2

NFC / TOUCHBACKS ON KICKOFFS

Rank	Player, Team	TB
1)	Zuerlein, LA-R	54
2)	Lutz, N.O.	44
3)	Gano, Car.	43
4)	Pinion, S.F.	36
5)	*Elliott, Cin.-Phi.	34
6)	Bosher, Atl.	33
7)	Forbath, Min.	29
8)	Walsh, Sea.	25
9)	Crosby, G.B.	24
10)	Dawson, Ariz	22
11)	Hopkins, Was.	20
12t)	Bailey, Dal.	18
12t)	Rosas, NY-G	18
14)	Barth, Chi.	17
15t)	Locke, Det.	16
15t)	*Rose, Was.	16
17)	Folk, T.B.	13
18)	Martin, Det.	12
19t)	P. Murray, T.B.	11
19t)	Nugent, Dal.	11
21)	Santos, K.C.-Chi.	10
22)	Prater, Det.	4
23t)	Heath, Dal.	2
23t)	Sturgis, Phi.	2
25t)	Grugier-Hill, Phi.	1
25t)	Morstead, N.O.	1

WEEK 11 / THROUGH MONDAY, NOVEMBER 20, 2017

NFC / MOST YARDS FROM SCRIMMAGE

Rank	Player, Team	Total			Rushing			Receiving		
		Yards	Att+Rec	Avg	Yards	Att	Avg	Yards	Rec	Avg
1)	Gurley, LA-R (RB)	1216	225	5.4	791	187	4.2	425	38	11.2
2)	Ingram, N.O. (RB)	1019	189	5.4	806	155	5.2	213	34	6.3
3)	E. Elliott, Dal. (RB)	993	210	4.7	783	191	4.1	210	19	11.1
4)	Thielen, Min. (WR)	927	63	14.7	11	1	11.0	916	62	14.8
5)	Howard, Chi. (RB)	919	206	4.5	841	192	4.4	78	14	5.6
6)	*Kamara, N.O. (RB)	906	120	7.6	459	72	6.4	447	48	9.3
7)	Hyde, S.F. (RB)	866	183	4.7	592	141	4.2	274	42	6.5
8)	Thompson, Was. (RB)	804	103	7.8	294	64	4.6	510	39	13.1
9)	Ju. Jones, Atl. (WR)	786	54	14.6	0	0	---	786	54	14.6
10)	Fitzgerald, Ariz (WR)	768	69	11.1	0	0	---	768	69	11.1
11)	Thomas, N.O. (WR)	753	65	11.6	0	0	---	753	65	11.6
12)	Woods, LA-R (WR)	715	49	14.6	12	2	6.0	703	47	15.0
13)	Ajayi, Mia.-Phi. (RB)	710	168	4.2	633	153	4.1	77	15	5.1
14)	Tate, Det. (WR)	700	62	11.3	9	3	3.0	691	59	11.7
15)	Baldwin, Sea. (WR)	670	57	11.8	-3	1	-3.0	673	56	12.0
16)	T. Coleman, Atl. (RB)	660	121	5.5	442	103	4.3	218	18	12.1
17)	Freeman, Atl. (RB)	652	135	4.8	515	116	4.4	137	19	7.2
18)	*McCaffrey, Car. (RB)	639	126	5.1	206	69	3.0	433	57	7.6
19)	M. Evans, T.B. (WR)	624	45	13.9	0	0	---	624	45	13.9
20)	M. Jones, Det. (WR)	622	38	16.4	0	0	---	622	38	16.4
21)	D. Adams, G.B. (WR)	620	50	12.4	0	0	---	620	50	12.4
22)	McKinnon, Min. (RB)	597	128	4.7	367	93	3.9	230	35	6.6
23)	Abdullah, Det. (RB)	595	161	3.7	491	144	3.4	104	17	6.1
24)	Ginn, N.O. (WR)	590	40	14.8	20	5	4.0	570	35	16.3
25)	Blount, Phi. (RB)	586	126	4.7	561	122	4.6	25	4	6.3
26)	Darkwa, NY-G (RB)	573	115	5.0	489	101	4.8	84	14	6.0
27)	Jeffery, Phi. (WR)	567	38	14.9	0	0	---	567	38	14.9
28)	Bryant, Dal. (WR)	541	50	10.8	0	0	---	541	50	10.8
29)	Jackson, T.B. (WR)	540	36	15.0	8	1	8.0	532	35	15.2
30)	Ertz, Phi. (TE)	536	45	11.9	0	0	---	536	45	11.9
31)	Funchess, Car. (WR)	535	43	12.4	0	0	---	535	43	12.4
32)	*Cohen, Chi. (RB)	532	97	5.5	273	64	4.3	259	33	7.8
33)	Diggs, Min. (WR)	529	38	13.9	-3	3	-1.0	532	35	15.2
34)	V. Davis, Was. (TE)	527	33	16.0	0	0	---	527	33	16.0
35)	Goodwin, S.F. (WR)	524	25	21.0	24	2	12.0	500	23	21.7
36)	P. Richardson, Sea. (WR)	514	31	16.6	0	0	---	514	31	16.6
37)	Stewart, Car. (RB)	504	144	3.5	460	138	3.3	44	6	7.3
38t)	Garcon, S.F. (WR)	500	40	12.5	0	0	---	500	40	12.5
38t)	A. Peterson, N.O.-Ariz (RB)	500	143	3.5	450	136	3.3	50	7	7.1
40)	Shepard, NY-G (WR)	488	41	11.9	13	3	4.3	475	38	12.5
41)	*Kupp, LA-R (WR)	481	38	12.7	0	0	---	481	38	12.7
42)	Crowder, Was. (WR)	455	45	10.1	35	6	5.8	420	39	10.8
43t)	*Engram, NY-G (TE)	452	41	11.0	0	0	---	452	41	11.0
43t)	Lockett, Sea. (WR)	452	40	11.3	44	7	6.3	408	33	12.4
45)	Murray, Min. (RB)	451	117	3.9	412	110	3.7	39	7	5.6
46)	Montgomery, G.B. (RB)	446	94	4.7	273	71	3.8	173	23	7.5
47)	*Cook, Min. (RB)	444	85	5.2	354	74	4.8	90	11	8.2
48t)	Brate, T.B. (TE)	436	34	12.8	0	0	---	436	34	12.8
48t)	Newton, Car. (QB)	436	74	5.9	436	74	5.9	0	0	---
50)	Agholor, Phi. (WR)	426	30	14.2	0	0	---	426	30	14.2

WEEK 11 / THROUGH MONDAY, NOVEMBER 20, 2017**NFC / LEADERS IN FIRST DOWNS**

Rank	Player, Team	Rush	Rec	Tot
1)	Gurley, LA-R (RB)	41	17	58
2t)	E. Elliott, Dal. (RB)	45	4	49
2t)	Ingram, N.O. (RB)	38	11	49
4)	*Kamara, N.O. (RB)	28	19	47
5)	Howard, Chi. (RB)	43	2	45
6)	Thomas, N.O. (WR)	0	43	43
7t)	Fitzgerald, Ariz (WR)	0	42	42
7t)	Thielen, Min. (WR)	1	41	42
9)	Freeman, Atl. (RB)	32	8	40
10)	Hyde, S.F. (RB)	26	13	39
11)	Ju. Jones, Atl. (WR)	0	38	38
12)	*McCaffrey, Car. (RB)	13	24	37
13)	M. Evans, T.B. (WR)	0	36	36
14t)	Ajayi, Mia.-Phi. (RB)	30	3	33
14t)	Thompson, Was. (RB)	11	22	33
16t)	D. Adams, G.B. (WR)	0	32	32
16t)	Bryant, Dal. (WR)	0	32	32
18t)	Baldwin, Sea. (WR)	0	31	31
18t)	Newton, Car. (QB)	31	0	31
20t)	Abdullah, Det. (RB)	22	8	30
20t)	Stewart, Car. (RB)	28	2	30
20t)	Tate, Det. (WR)	0	30	30
20t)	Woods, LA-R (WR)	0	30	30
24t)	Ertz, Phi. (TE)	0	29	29
24t)	Jeffery, Phi. (WR)	0	29	29
24t)	Nelson, G.B. (WR)	0	29	29
27t)	T. Coleman, Atl. (RB)	19	9	28
27t)	Darkwa, NY-G (RB)	23	5	28
27t)	Funchess, Car. (WR)	0	28	28
30t)	Jackson, T.B. (WR)	0	27	27
30t)	M. Jones, Det. (WR)	0	27	27
30t)	*Kupp, LA-R (WR)	0	27	27
30t)	McKinnon, Min. (RB)	14	13	27
30t)	Sanu, Atl. (WR)	2	25	27
35t)	Blount, Phi. (RB)	23	2	25
35t)	Diggs, Min. (WR)	0	25	25
35t)	Garcon, S.F. (WR)	0	25	25
35t)	Ginn, N.O. (WR)	1	24	25
35t)	Graham, Sea. (TE)	0	25	25
35t)	P. Richardson, Sea. (WR)	0	25	25
41t)	Brate, T.B. (TE)	0	24	24
41t)	*Engram, NY-G (TE)	0	24	24
41t)	Shepard, NY-G (WR)	1	23	24
44)	Rudolph, Min. (TE)	0	22	22
45t)	Crowder, Was. (WR)	1	20	21
45t)	Lockett, Sea. (WR)	3	18	21
45t)	Montgomery, G.B. (RB)	13	8	21
45t)	Prescott, Dal. (QB)	21	0	21
45t)	Riddick, Det. (RB)	7	14	21
45t)	Wilson, Sea. (QB)	21	0	21

WEEK 11 / THROUGH MONDAY, NOVEMBER 20, 2017**NFC / LEADING PUNTERS**

Rank	Player, Team	No	Yards	Lg	Avg	TB	Blk	Dwn	OB	Ret	Yds	In	Net
1)	O'Donnell, Chi.	53	2546	69	48.0	5	0	4	5	28	338	18	39.8
2)	Morstead, N.O.	30	1419	68	47.3	2	0	5	3	12	137	16	41.4
3)	Palardy, Car.	40	1888	60	47.2	4	0	5	5	13	77	15	43.3
4)	Hekker, LA-R	37	1732	67	46.8	2	0	6	9	13	67	19	43.9
5)	D. Jones, Phi.	40	1861	61	46.5	4	0	6	4	19	133	10	41.2
6)	Lee, Ariz	53	2462	60	46.5	3	0	9	3	31	342	18	38.9
7)	Locke, Det.	27	1222	54	45.3	0	0	2	3	11	82	11	42.2
8)	Wing, NY-G	54	2432	66	45.0	5	1	8	6	27	314	10	36.7
9)	Way, Was.	43	1936	62	45.0	4	0	3	2	20	200	16	38.5
10)	Ryan, Sea.	53	2375	64	44.8	2	0	9	5	25	186	20	40.5
11)	Pinion, S.F.	53	2373	59	44.8	1	0	8	6	22	54	23	43.4
12)	*Vogel, G.B.	44	1960	62	44.5	0	0	6	4	16	91	14	42.5
13)	Bosher, Atl.	31	1367	62	44.1	0	0	3	3	13	81	12	41.5
14)	C. Jones, Dal.	40	1757	62	43.9	2	0	6	5	12	54	23	41.6
15)	Anger, T.B.	47	2032	62	43.2	4	1	7	5	16	96	18	38.7
16)	Quigley, Min.	39	1615	55	41.4	0	0	1	6	12	55	15	40.0

NFC / LEADING PUNTERS, NET AVERAGE

Rank	Player, Team	No	Yards	Lg	Avg	TB	Blk	Dwn	OB	Ret	Yds	20	Net
1)	Hekker, LA-R	37	1732	67	46.8	2	0	6	9	13	67	19	43.9
2)	Pinion, S.F.	53	2373	59	44.8	1	0	8	6	22	54	23	43.4
3)	Palardy, Car.	40	1888	60	47.2	4	0	5	5	13	77	15	43.3
4)	*Vogel, G.B.	44	1960	62	44.5	0	0	6	4	16	91	14	42.5
5)	Locke, Det.	27	1222	54	45.3	0	0	2	3	11	82	11	42.2
6)	C. Jones, Dal.	40	1757	62	43.9	2	0	6	5	12	54	23	41.6
7)	Bosher, Atl.	31	1367	62	44.1	0	0	3	3	13	81	12	41.5
8)	Morstead, N.O.	30	1419	68	47.3	2	0	5	3	12	137	16	41.4
9)	D. Jones, Phi.	40	1861	61	46.5	4	0	6	4	19	133	10	41.2
10)	Ryan, Sea.	53	2375	64	44.8	2	0	9	5	25	186	20	40.5
11)	Quigley, Min.	39	1615	55	41.4	0	0	1	6	12	55	15	40.0
12)	O'Donnell, Chi.	53	2546	69	48.0	5	0	4	5	28	338	18	39.8
13)	Lee, Ariz	53	2462	60	46.5	3	0	9	3	31	342	18	38.9
14)	Anger, T.B.	47	2032	62	43.2	4	1	7	5	16	96	18	38.7
15)	Way, Was.	43	1936	62	45.0	4	0	3	2	20	200	16	38.5
16)	Wing, NY-G	54	2432	66	45.0	5	1	8	6	27	314	10	36.7

WEEK 11 / THROUGH MONDAY, NOVEMBER 20, 2017**NFC / PUNT RETURN LEADERS**

Rank	Player, Team	Ret	FC	Yards	Avg	Long	TD
1)	*Agnew, Det.	22	10	370	16.8	88t	2
2)	Barner, Phi.	16	10	183	11.4	76	0
3)	Sherels, Min.	18	15	191	10.6	46	0
4)	Cooper, LA-R	14	3	146	10.4	30	0
5)	Reedy, T.B.	14	7	143	10.2	44	0
6)	*Taylor, S.F.	17	10	167	9.8	39	0
7)	Davis, G.B.	14	12	134	9.6	33	0
8)	*Cohen, Chi.	20	10	155	7.8	21	0
9)	*McCaffrey, Car.	20	8	140	7.0	25	0
10)	Lockett, Sea.	23	14	157	6.8	21	0
11)	K. Williams, Ariz	19	19	115	6.1	16	0
12)	Ginn, N.O.	19	13	103	5.4	17	0
13)	*Switzer, Dal.	17	6	92	5.4	21	0
14)	Crowder, Was.	13	13	68	5.2	18	0

NFC / KICKOFF RETURN LEADERS

Rank	Player, Team	Ret	Yards	Avg	Long	TD
1)	Cooper, LA-R	20	603	30.2	103t	1
2)	*Switzer, Dal.	14	367	26.2	61	0
3)	Lockett, Sea.	20	517	25.9	57	0
4)	*Cohen, Chi.	14	342	24.4	46	0
5)	Davis, G.B.	15	346	23.1	34	0
6)	Roberts, Atl.	23	472	20.5	61	0
7)	K. Williams, Ariz	16	326	20.4	28	0
8)	*Bolden, S.F.	16	324	20.3	34	0

WEEK 11 / THROUGH MONDAY, NOVEMBER 20, 2017**NFC / LEADERS IN INTERCEPTIONS**

Rank	Player, Team	Int	Yards	Avg	Long	TD
1)	Slay, Det.	4	52	13.0	37	0
2t)	McLeod, Phi.	3	67	22.3	50	0
2t)	Quin, Det.	3	62	20.7	37t	1
2t)	Mills, Phi.	3	53	17.7	37t	1
2t)	Vaccaro, N.O.	3	41	13.7	30	0
2t)	Bethea, Ariz	3	37	12.3	21	0
2t)	Randall, G.B.	3	35	11.7	21t	1
2t)	Swearinger, Was.	3	32	10.7	31	0
2t)	Barron, LA-R	3	29	9.7	15	0
2t)	Smith, Min.	3	25	8.3	19	0
2t)	Kuechly, Car.	3	23	7.7	23	0
2t)	Robinson, Phi.	3	17	5.7	17	0
2t)	Fuller, Was.	3	3	1.0	3	0
14t)	Thomas, Sea.	2	97	48.5	78t	1
14t)	Grimes, T.B.	2	67	33.5	39	0
14t)	Jenkins, NY-G	2	60	30.0	43t	1
14t)	Joyner, LA-R	2	58	29.0	29t	1
14t)	Robey-Coleman, LA-R	2	56	28.0	31	0
14t)	McClain, T.B.	2	53	26.5	47t	1
14t)	*Lattimore, N.O.	2	52	26.0	27t	1
14t)	Trufant, Atl.	2	43	21.5	43	0
14t)	Adams, Car.	2	42	21.0	40	0
14t)	Alexander, T.B.	2	42	21.0	22	0
14t)	T. Johnson, LA-R	2	39	19.5	39t	1
14t)	Armstrong, S.F.	2	29	14.5	29	0
14t)	Collins, NY-G	2	21	10.5	21	0
14t)	Waynes, Min.	2	21	10.5	18	0
14t)	Sherman, Sea.	2	20	10.0	19	0
14t)	*J. Evans, T.B.	2	13	6.5	11	0
14t)	*Douglas, Phi.	2	7	3.5	7	0
14t)	Clinton-Dix, G.B.	2	3	1.5	3	0

WEEK 11 / THROUGH MONDAY, NOVEMBER 20, 2017**NFC / LEADERS IN SACKS**

Rank	Player, Team	Sacks
1)	Lawrence, Dal. (DE)	11.5
2t)	Griffen, Min. (DE)	10.0
2t)	Jones, Ariz (LB)	10.0
4t)	Clayborn, Atl. (DE)	8.0
4t)	Jordan, N.O. (DE)	8.0
6)	Peppers, Car. (DE)	7.5
7t)	Hicks, Chi. (DE)	7.0
7t)	Kerrigan, Was. (LB)	7.0
7t)	Perry, G.B. (LB)	7.0
10t)	Addison, Car. (DE)	6.5
10t)	Bennett, Sea. (DE)	6.5
12t)	B. Graham, Phi. (DE)	6.0
12t)	Irving, Dal. (DT)	6.0
12t)	Zettel, Det. (DE)	6.0
15t)	Donald, LA-R (DE)	5.0
15t)	Hunter, Min. (DE)	5.0
15t)	McCoy, T.B. (DT)	5.0
18t)	*Barnett, Phi. (DE)	4.5
18t)	Clark, Sea. (DE)	4.5
18t)	Cox, Phi. (DT)	4.5
18t)	Dumervil, S.F. (DE)	4.5
18t)	Floyd, Chi. (LB)	4.5
18t)	Okafor, N.O. (DE)	4.5
18t)	Pierre-Paul, NY-G (DE)	4.5
18t)	Smith, Was. (LB)	4.5
26t)	Ansah, Det. (DE)	4.0
26t)	Barwin, LA-R (LB)	4.0
26t)	Beasley, Atl. (LB)	4.0
26t)	Crawford, Dal. (DE)	4.0
26t)	Longacre, LA-R (LB)	4.0
26t)	McPhee, Chi. (LB)	4.0
26t)	Reed, Atl. (DE)	4.0
26t)	Short, Car. (DT)	4.0
34t)	Ioannidis, Was. (DT)	3.5
34t)	Matthews, G.B. (LB)	3.5
36t)	Brockers, LA-R (NT)	3.0
36t)	Curry, Phi. (DE)	3.0
36t)	Freeney, Sea. (DE)	3.0
36t)	Kikaha, N.O. (LB)	3.0
36t)	Long, Phi. (DE)	3.0
36t)	McDonald, T.B. (DT)	3.0
36t)	*McKinley, Atl. (DE)	3.0
43t)	Bell, N.O. (DB)	2.5
43t)	Z. Brown, Was. (LB)	2.5
43t)	M. Collins, Dal. (DT)	2.5
43t)	Daniels, G.B. (DE)	2.5
43t)	Fox, LA-R (DE)	2.5
43t)	Jernigan, Phi. (DT)	2.5
43t)	Joseph, Min. (DT)	2.5
43t)	Pierre, Ariz (DT)	2.5
43t)	Quinn, LA-R (LB)	2.5
43t)	Unrein, Chi. (DE)	2.5
43t)	Co. Washington, Det. (DE)	2.5

WEEK 11 / THROUGH MONDAY, NOVEMBER 20, 2017**NFC / FUMBLE RECOVERIES**

Rank	Player, Team	TotRec	OffRec	DefRec
1)	Winston, T.B.	5	5	0
2t)	David, T.B.	4	0	4
2t)	Wilson, Sea.	4	4	0
4t)	Brees, N.O.	3	3	0
4t)	Cousins, Was.	3	3	0
4t)	Glennon, Chi.	3	3	0
4t)	Manning, NY-G	3	3	0
4t)	Raymond, NY-J-NY-G	3	3	0
4t)	Trufant, Atl.	3	1	2
4t)	Wentz, Phi.	3	3	0
11t)	*Agnew, Det.	2	2	0
11t)	Apple, NY-G	2	0	2
11t)	Clayborn, Atl.	2	0	2
11t)	Ginn, N.O.	2	2	0
11t)	Harris, Min.	2	0	2
11t)	Havenstein, LA-R	2	2	0
11t)	Hicks, Chi.	2	0	2
11t)	Lawrence, Dal.	2	0	2
11t)	Newton, Car.	2	2	0
11t)	Palmer, Ariz	2	2	0
11t)	Reed, Was.	2	2	0
11t)	Reedy, T.B.	2	2	0
11t)	S. Richardson, Sea.	2	0	2
11t)	Roberts, Atl.	2	2	0
11t)	Rollins, G.B.	2	0	2
11t)	*Trubisky, Chi.	2	2	0
11t)	Whitehead, Det.	2	0	2

NFC / OFFENSIVE FUMBLE RECOVERIES

Rank	Player, Team	Ret	Yards	Avg	Long	TD
1)	Winston, T.B.	5	0	0.0	0	0
2)	Wilson, Sea.	4	0	0.0	0	0
3t)	Brees, N.O.	3	0	0.0	0	0
3t)	Cousins, Was.	3	0	0.0	0	0
3t)	Glennon, Chi.	3	0	0.0	0	0
3t)	Manning, NY-G	3	0	0.0	0	0
3t)	Raymond, NY-J-NY-G	3	0	0.0	0	0
3t)	Wentz, Phi.	3	0	0.0	0	0
9t)	*Agnew, Det.	2	0	0.0	0	0
9t)	Ginn, N.O.	2	0	0.0	0	0
9t)	Havenstein, LA-R	2	0	0.0	0	0
9t)	Newton, Car.	2	0	0.0	0	0
9t)	Palmer, Ariz	2	0	0.0	0	0
9t)	Reedy, T.B.	2	0	0.0	0	0
9t)	Roberts, Atl.	2	0	0.0	0	0
9t)	*Trubisky, Chi.	2	0	0.0	0	0
9t)	Reed, Was.	2	-2	-1.0	0	0

NFC / DEFENSIVE FUMBLE RECOVERIES

Rank	Player, Team	Ret	Yards	Avg	Long	TD
1)	David, T.B.	4	21	5.3	21t	1
2t)	S. Richardson, Sea.	2	20	10.0	20	0
2t)	Trufant, Atl.	2	15	7.5	15t	1
2t)	Clayborn, Atl.	2	10	5.0	10t	1
2t)	Whitehead, Det.	2	5	2.5	5	0
2t)	Apple, NY-G	2	0	0.0	0	0
2t)	Harris, Min.	2	0	0.0	0	0
2t)	Hicks, Chi.	2	0	0.0	0	0
2t)	Lawrence, Dal.	2	0	0.0	0	0
2t)	Rollins, G.B.	2	0	0.0	0	0

WEEK 11 / THROUGH MONDAY, NOVEMBER 20, 2017

NFL / LEADING PASSERS

Player, Team	Att	Comp	Pct		Avg		Pct			Pct Rating	
			Comp	Yds	Gain	TD	TD	Long	Int	Int	Points
Brady, N.E.	380	261	68.7	3146	8.28	22	5.8	64t	2	0.5	110.9
A. Smith, K.C.	333	231	69.4	2674	8.03	18	5.4	78t	3	0.9	107.6
Brees, N.O.	341	244	71.6	2783	8.16	15	4.4	54	5	1.5	104.3
Wentz, Phi.	318	190	59.7	2430	7.64	25	7.9	72t	5	1.6	103.4
A. Rodgers, G.B.	193	128	66.3	1385	7.18	13	6.7	72	3	1.6	103.2
*Watson, Hou.	204	126	61.8	1699	8.33	19	9.3	72t	8	3.9	103.0
Cousins, Was.	345	230	66.7	2796	8.10	17	4.9	74	5	1.4	101.8
Goff, LA-R	318	195	61.3	2610	8.21	16	5.0	94t	4	1.3	98.9
Stafford, Det.	360	227	63.1	2760	7.67	19	5.3	63	5	1.4	98.4
Wilson, Sea.	377	236	62.6	2801	7.43	21	5.6	66	7	1.9	96.0
Ryan, Atl.	326	218	66.9	2567	7.87	15	4.6	88t	8	2.5	95.7
McCown, NY-J	313	216	69.0	2242	7.16	14	4.5	69t	8	2.6	93.7
Keenum, Min.	300	197	65.7	2194	7.31	12	4.0	65t	5	1.7	93.7
Taylor, Buf.	279	178	63.8	1842	6.60	11	3.9	47	3	1.1	91.4
Dalton, Cin.	296	183	61.8	2158	7.29	16	5.4	77t	8	2.7	90.7
Prescott, Dal.	320	201	62.8	2139	6.68	16	5.0	72t	7	2.2	89.8
Rivers, LA-C	355	214	60.3	2514	7.08	17	4.8	75t	7	2.0	89.6
Carr, Oak.	319	204	63.9	2191	6.87	14	4.4	64t	8	2.5	88.2
Roethlisberger, Pit.	351	217	61.8	2597	7.40	16	4.6	97t	10	2.8	87.8
Winston, T.B.	259	159	61.4	1920	7.41	10	3.9	58t	6	2.3	87.3
Manning, NY-G	368	234	63.6	2298	6.24	14	3.8	77t	6	1.6	87.0
Brissett, Ind.	294	179	60.9	2172	7.39	9	3.1	80t	5	1.7	86.7
Palmer, Ariz	267	164	61.4	1978	7.41	9	3.4	46	7	2.6	84.4
Newton, Car.	322	200	62.1	2232	6.93	14	4.3	64	11	3.4	83.0
Cutler, Mia.	271	175	64.6	1602	5.91	13	4.8	36	9	3.3	82.7
Bortles, Jac.	315	184	58.4	2084	6.62	12	3.8	52	7	2.2	81.8
Mariota, Ten.	281	176	62.6	2089	7.43	8	2.8	75t	10	3.6	79.9
*Trubisky, Chi.	145	77	53.1	988	6.81	4	2.8	70	2	1.4	78.2
Glennon, Chi.	140	93	66.4	833	5.95	4	2.9	29	5	3.6	76.9
Siemian, Den.	247	152	61.5	1669	6.76	9	3.6	44	10	4.0	76.8
Hoyer, S.F.-N.E.	208	122	58.7	1282	6.16	4	1.9	59	4	1.9	75.0
Flacco, Bal.	319	209	65.5	1734	5.44	9	2.8	54	11	3.4	74.4
*Beathard, S.F.	186	101	54.3	1229	6.61	4	2.2	83t	5	2.7	70.8
Hundley, G.B.	158	96	60.8	940	5.95	2	1.3	46	7	4.4	63.3
*Kizer, Cle.	282	148	52.5	1555	5.51	5	1.8	38	14	5.0	54.0

NFL / LEADING PASSERS, RANKS

Player, Team	Att	Comp	Pct		Avg		Pct			Pct Rating	
			Comp	Yds	Gain	TD	TD	Long	Int	Int	Points
Brady, N.E.	1	1	4	1	2	2	4		1t	1	1
A. Smith, K.C.	9	5	2	6	6	6	6t		3t	2	2
Brees, N.O.	8	2	1	4	4	13t	17		8t	8	3
Wentz, Phi.	15t	18	30	11	9	1	2		8t	10	4
A. Rodgers, G.B.	31	29	8	30	18	19t	3		3t	9	5
*Watson, Hou.	30	30	22	26	1	4t	1		24t	32	6
Cousins, Was.	7	6	6	3	5	7t	11		8t	7	7
Goff, LA-R	15t	17	26	7	3	9t	9		6t	4	8
Stafford, Det.	4	7	15	5	8	4t	8		8t	6	9
Wilson, Sea.	2	3	18	2	11	3	5		18t	14	10
Ryan, Atl.	10	8	5	9	7	13t	14		24t	20	11
McCown, NY-J	18	10	3	13	19	15t	16		24t	22	12
Keenum, Min.	19	16	9	15	16	21t	20		8t	12	13
Taylor, Buf.	24	22	13	24	28	23	21		3t	3	14
Dalton, Cin.	20	20	20	18	17	9t	6t		24t	25	15
Prescott, Dal.	12	14	16	19	25	9t	10		18t	17	16
Rivers, LA-C	5	11	29	10	20	7t	13		18t	16	17
Carr, Oak.	13t	13	12	16	22	15t	18		24t	21	18
Roethlisberger, Pit.	6	9	21	8	14	9t	15		30t	26	19
Winston, T.B.	27	26	25	23	12	24	22		16t	19	20
Manning, NY-G	3	4	14	12	29	15t	24		16t	11	21
Brissett, Ind.	21	21	27	17	15	25t	27		8t	13	22
Palmer, Ariz	26	25	24	22	13	25t	26		18t	23	23
Newton, Car.	11	15	19	14	21	15t	19		33t	28	24
Cutler, Mia.	25	24	11	28	33	19t	12		29	27	25
Bortles, Jac.	17	19	32	21	26	21t	23		18t	18	26
Mariota, Ten.	23	23	17	20	10	29	29		30t	30	27
*Trubisky, Chi.	34	35	34	33	23	32t	31		1t	5	28
Glennon, Chi.	35	34	7	35	31	32t	28		8t	31	29
Siemian, Den.	28	27	23	27	24	25t	25		30t	33	30
Hoyer, S.F.-N.E.	29	31	31	31	30	32t	33		6t	15	31
Flacco, Bal.	13t	12	10	25	35	25t	30		33t	29	32
*Beathard, S.F.	32	32	33	32	27	32t	32		8t	24	33
Hundley, G.B.	33	33	28	34	32	43t	35		18t	34	34
*Kizer, Cle.	22	28	35	29	34	31	34		35	35	35

WEEK 11 / THROUGH MONDAY, NOVEMBER 20, 2017**NFL / FOURTH-QUARTER PASSING LEADERS**

Rank	Player, Team	Att	Comp	Comp%	Yards	YPA	TD	TD%	Int	Int%	Rating
1)	Wilson, Sea.	100	69	69.0	912	9.12	13	13.0	1	1.0	133.0
2)	A. Rodgers, G.B.	54	34	63.0	359	6.65	6	11.1	0	0.0	119.3
3)	Brees, N.O.	83	67	80.7	735	8.86	5	6.0	1	1.2	118.6
4)	Hogan, Cle.	26	18	69.2	202	7.77	2	7.7	0	0.0	117.8
5)	Fitzpatrick, T.B.	37	23	62.2	285	7.70	4	10.8	1	2.7	110.8
6)	Rivers, LA-C	102	63	61.8	726	7.12	7	6.9	1	1.0	102.0
7)	Ryan, Atl.	92	59	64.1	736	8.00	7	7.6	3	3.3	100.6
8)	Stafford, Det.	95	54	56.8	783	8.24	7	7.4	2	2.1	99.6
9)	Brady, N.E.	85	57	67.1	599	7.05	3	3.5	0	0.0	99.1
10)	Manning, NY-G	113	72	63.7	795	7.04	7	6.2	2	1.8	97.8
11)	*Watson, Hou.	58	33	56.9	588	10.14	6	10.3	4	6.9	97.5
12)	Hoyer, S.F.-N.E.	60	34	56.7	367	6.12	4	6.7	0	0.0	97.0
13)	Taylor, Buf.	69	50	72.5	487	7.06	2	2.9	1	1.4	95.5
14)	Cutler, Mia.	81	53	65.4	532	6.57	4	4.9	1	1.2	95.3
15)	Wentz, Phi.	64	40	62.5	405	6.33	4	6.3	1	1.6	94.9
16)	Winston, T.B.	75	51	68.0	678	9.04	4	5.3	4	5.3	92.0
17)	A. Smith, K.C.	91	56	61.5	708	7.78	4	4.4	2	2.2	91.3
18)	Moore, Mia.	38	23	60.5	298	7.84	3	7.9	2	5.3	89.6
19)	Cousins, Was.	101	67	66.3	758	7.50	4	4.0	3	3.0	89.5
20)	Roethlisberger, Pit.	75	49	65.3	557	7.43	4	5.3	3	4.0	88.6
21)	Carr, Oak.	110	67	60.9	667	6.06	5	4.5	2	1.8	85.7
22)	Glennon, Chi.	69	45	65.2	410	5.94	2	2.9	1	1.4	84.8
23)	Palmer, Ariz	80	46	57.5	573	7.16	2	2.5	1	1.3	83.0
24)	Prescott, Dal.	90	54	60.0	630	7.00	5	5.6	4	4.4	81.3
25)	Keenum, Min.	62	36	58.1	385	6.21	2	3.2	1	1.6	80.4
26)	McCown, NY-J	88	59	67.0	622	7.07	3	3.4	4	4.5	79.8
27)	Mariota, Ten.	72	40	55.6	506	7.03	4	5.6	3	4.2	78.8
28)	Osweiler, Den.	39	23	59.0	196	5.03	2	5.1	1	2.6	78.6
29)	Goff, LA-R	67	37	55.2	512	7.64	2	3.0	2	3.0	77.5
30)	Dalton, Cin.	66	36	54.5	402	6.09	2	3.0	1	1.5	76.7
31)	Flacco, Bal.	92	59	64.1	465	5.05	3	3.3	3	3.3	73.9
32)	Savage, Hou.	33	18	54.5	228	6.91	1	3.0	1	3.0	73.8
33)	Siemian, Den.	65	42	64.6	471	7.25	2	3.1	4	6.2	70.7
34)	Stanton, Ariz	33	16	48.5	182	5.52	0	0.0	0	0.0	65.5
35)	Brissett, Ind.	75	43	57.3	463	6.17	0	0.0	2	2.7	64.5
36)	*Trubisky, Chi.	46	24	52.2	247	5.37	2	4.3	2	4.3	64.3
37)	Newton, Car.	68	37	54.4	369	5.43	3	4.4	4	5.9	60.2
38)	Hundley, G.B.	59	36	61.0	415	7.03	1	1.7	4	6.8	59.6
39)	Bortles, Jac.	63	36	57.1	370	5.87	1	1.6	3	4.8	59.6
40)	*Beathard, S.F.	58	29	50.0	295	5.09	1	1.7	2	3.4	56.3
41)	*Kizer, Cle.	99	48	48.5	489	4.94	2	2.0	5	5.1	48.8

NFL / THIRD-DOWN PASSING LEADERS

Rank	Player, Team	Att	Comp	Comp%	Yards	YPA	TD	TD%	Int	Int%	Rating
1)	Wentz, Phi.	91	59	64.8	826	9.08	11	12.1	2	2.2	124.4
2)	Brady, N.E.	96	62	64.6	778	8.10	7	7.3	0	0.0	114.0
3)	Goff, LA-R	100	65	65.0	765	7.65	7	7.0	1	1.0	107.3
4)	Stafford, Det.	100	59	59.0	783	7.83	8	8.0	1	1.0	106.4
5)	McCown, NY-J	96	71	74.0	789	8.22	5	5.2	3	3.1	102.3
6)	Ryan, Atl.	83	53	63.9	663	7.99	5	6.0	2	2.4	98.6
7)	A. Smith, K.C.	83	51	61.4	553	6.66	4	4.8	0	0.0	97.1
8)	Flacco, Bal.	85	54	63.5	496	5.84	5	5.9	1	1.2	94.0
9)	Brees, N.O.	90	60	66.7	707	7.86	3	3.3	2	2.2	92.2
10)	Taylor, Buf.	93	62	66.7	640	6.88	5	5.4	3	3.2	90.8
11)	Manning, NY-G	100	63	63.0	643	6.43	4	4.0	1	1.0	90.5
12)	Cousins, Was.	101	62	61.4	720	7.13	6	5.9	3	3.0	90.4
13)	*Trubisky, Chi.	50	29	58.0	370	7.40	1	2.0	0	0.0	87.9
14)	Dalton, Cin.	83	47	56.6	522	6.29	8	9.6	4	4.8	87.5
15)	Keenum, Min.	96	61	63.5	663	6.91	3	3.1	2	2.1	85.5
16)	Brissett, Ind.	94	54	57.4	676	7.19	4	4.3	2	2.1	85.2
17)	Cutler, Mia.	68	43	63.2	433	6.37	3	4.4	2	2.9	83.8
18)	Roethlisberger, Pit.	99	55	55.6	684	6.91	7	7.1	5	5.1	79.7
19)	Palmer, Ariz	75	44	58.7	552	7.36	2	2.7	2	2.7	79.4
20)	Prescott, Dal.	89	54	60.7	509	5.72	3	3.4	2	2.2	78.3
21)	Hoyer, S.F.-N.E.	61	36	59.0	293	4.80	2	3.3	1	1.6	75.4
22)	Siemian, Den.	72	42	58.3	490	6.81	4	5.6	4	5.6	74.4
23)	Wilson, Sea.	101	57	56.4	560	5.54	3	3.0	2	2.0	73.9
24)	Carr, Oak.	84	52	61.9	524	6.24	3	3.6	4	4.8	71.7
25)	Bortles, Jac.	103	58	56.3	626	6.08	2	1.9	3	2.9	68.7
26)	Rivers, LA-C	102	58	56.9	719	7.05	3	2.9	5	4.9	68.2
27)	Winston, T.B.	62	32	51.6	400	6.45	1	1.6	2	3.2	63.9
28)	Mariota, Ten.	88	46	52.3	507	5.76	2	2.3	3	3.4	63.0
29)	Newton, Car.	98	55	56.1	707	7.21	6	6.1	9	9.2	61.1
30)	*Kizer, Cle.	73	33	45.2	365	5.00	0	0.0	4	5.5	37.8

WEEK 11 / THROUGH MONDAY, NOVEMBER 20, 2017**NFL / LEADING RUSHERS**

Rank	Player, Team	Att	Yards	Avg	Long	TD
1)	Bell, Pit.	232	886	3.8	27	5
2)	*K. Hunt, K.C.	173	873	5.0	69t	4
3)	Howard, Chi.	192	841	4.4	53	5
4)	Ingram, N.O.	155	806	5.2	51	8
5)	Gurley, LA-R	187	791	4.2	36	8
6)	E. Elliott, Dal.	191	783	4.1	30	7
7)	*Fournette, Jac.	175	740	4.2	90t	6
8)	McCoy, Buf.	170	709	4.2	48t	4
9t)	Ajayi, Mia.-Phi.	153	633	4.1	71	1
9t)	Gordon, LA-C	167	633	3.8	87t	5
11)	L. Miller, Hou.	162	604	3.7	21	2
12)	Hyde, S.F.	141	592	4.2	61	4
13)	C. Anderson, Den.	139	573	4.1	40	2
14)	Collins, Bal.	113	570	5.0	50	1
15)	Blount, Phi.	122	561	4.6	68	2
16)	Freeman, Atl.	116	515	4.4	44	5
17)	Gore, Ind.	144	509	3.5	21	2
18)	Abdullah, Det.	144	491	3.4	34	3
19)	Darkwa, NY-G	101	489	4.8	47	2
20)	Stewart, Car.	138	460	3.3	18	1
21t)	Crowell, Cle.	129	459	3.6	26t	2
21t)	*Kamara, N.O.	72	459	6.4	25t	4
23)	A. Peterson, N.O.-Ariz	136	450	3.3	27t	2
24)	Murray, Ten.	117	443	3.8	75t	4
25)	T. Coleman, Atl.	103	442	4.3	52	3
26)	Henry, Ten.	101	441	4.4	72t	3
27)	Newton, Car. (QB)	74	436	5.9	69	4
28)	Powell, NY-J	93	420	4.5	75t	2
29)	Murray, Min.	110	412	3.7	35	4
30)	Lynch, Oak.	97	390	4.0	25	4
31)	D. Lewis, N.E.	82	386	4.7	31	3
32)	Allen, Bal.	109	385	3.5	37	1
33)	Wilson, Sea. (QB)	58	376	6.5	29	2
34t)	*A. Jones, G.B.	70	370	5.3	46t	3
34t)	*Mixon, Cin.	127	370	2.9	25	3
36)	McKinnon, Min.	93	367	3.9	58t	3
37)	Gillislee, N.E.	98	355	3.6	16	4
38)	*Cook, Min.	74	354	4.8	33	2
39)	Martin, T.B.	112	343	3.1	27	2
40t)	*Foreman, Hou.	78	327	4.2	39	2
40t)	*Perine, Was.	89	327	3.7	30	1
42)	Thompson, Was.	64	294	4.6	61t	2
43)	Ivory, Jac.	84	286	3.4	19	1
44)	Charles, Den.	65	281	4.3	19	1
45)	Taylor, Buf. (QB)	57	275	4.8	32	3
46t)	*Cohen, Chi.	64	273	4.3	46	2
46t)	Montgomery, G.B.	71	273	3.8	37t	3
48)	*Watson, Hou. (QB)	36	269	7.5	49t	2
49)	Morris, Dal.	42	260	6.2	70	0
50)	*McGuire, NY-J	69	259	3.8	69t	1

WEEK 11 / THROUGH MONDAY, NOVEMBER 20, 2017**NFL / THIRD-AND-ONE RUSHING LEADERS**

Rank	Player, Team	Att	FD	Pct
1t)	Freeman, Atl.	7	7	100.0
1t)	Turbin, Ind.	7	7	100.0
1t)	*K. Hunt, K.C.	6	6	100.0
1t)	Allen, Bal.	5	5	100.0
1t)	*Kizer, Cle.	4	4	100.0
1t)	Lynch, Oak.	4	4	100.0
1t)	Palmer, Ariz	4	4	100.0
1t)	D. Johnson, Cle.	3	3	100.0
1t)	Stewart, Car.	3	3	100.0
1t)	Watson, Pit.	3	3	100.0
1t)	Wentz, Phi.	3	3	100.0
12)	E. Elliott, Dal.	7	6	85.7
13t)	Henry, Ten.	6	5	83.3
13t)	Ivory, Jac.	6	5	83.3
13t)	Newton, Car.	6	5	83.3
16t)	Ajayi, Mia.-Phi.	5	4	80.0
16t)	Gore, Ind.	5	4	80.0
16t)	McCoy, Buf.	5	4	80.0
16t)	A. Smith, K.C.	5	4	80.0
20t)	*Beathard, S.F.	4	3	75.0
20t)	Brady, N.E.	4	3	75.0
20t)	Charles, Den.	4	3	75.0
20t)	Ingram, N.O.	4	3	75.0
20t)	Rawls, Sea.	4	3	75.0
25)	*Foreman, Hou.	6	4	66.7
26)	Howard, Chi.	8	5	62.5
27t)	Blount, Phi.	5	3	60.0
27t)	Darkwa, NY-G	5	3	60.0
29t)	Gordon, LA-C	8	4	50.0
29t)	Gillislee, N.E.	6	3	50.0
31)	Gurley, LA-R	11	5	45.5

WEEK 11 / THROUGH MONDAY, NOVEMBER 20, 2017**NFL / LEADERS IN RECEPTIONS**

Rank	Player, Team	Rec	Yards	Avg	Long	TD
1)	Brown, Pit.	70	1026	14.7	51t	6
2)	Fitzgerald, Ariz	69	768	11.1	37	4
3)	Landry, Mia.	67	567	8.5	49	6
4)	Thomas, N.O.	65	753	11.6	33	2
5t)	Thielen, Min.	62	916	14.8	65t	3
5t)	Hopkins, Hou.	62	879	14.2	72t	9
7t)	Kelce, K.C. (TE)	59	738	12.5	44	5
7t)	Tate, Det.	59	691	11.7	45t	3
9)	*McCaffrey, Car. (RB)	57	433	7.6	37	3
10t)	Allen, LA-C	56	755	13.5	50	3
10t)	Baldwin, Sea.	56	673	12.0	54	4
12)	Ju. Jones, Atl.	54	786	14.6	53	1
13)	De. Thomas, Den.	53	633	11.9	40	3
14)	Doyle, Ind. (TE)	52	450	8.7	21	2
15t)	D. Adams, G.B.	50	620	12.4	42	6
15t)	Bryant, Dal.	50	541	10.8	36	4
17t)	Walker, Ten. (TE)	49	550	11.2	42	0
17t)	Bell, Pit. (RB)	49	308	6.3	42	0
19t)	Green, Cin.	48	743	15.5	77t	6
19t)	*Kamara, N.O. (RB)	48	447	9.3	38	3
21t)	Woods, LA-R	47	703	15.0	94t	4
21t)	Hill, K.C.	47	685	14.6	75t	4
23t)	D. Johnson, Cle. (RB)	46	414	9.0	41t	2
23t)	Graham, Sea. (TE)	46	413	9.0	33	7
23t)	White, N.E. (RB)	46	376	8.2	27	2
26t)	Cooks, N.E.	45	786	17.5	64t	4
26t)	M. Evans, T.B.	45	624	13.9	41	4
26t)	Ertz, Phi. (TE)	45	536	11.9	53	6
29t)	Lee, Jac.	43	538	12.5	45	2
29t)	Funchess, Car.	43	535	12.4	33	5
29t)	Amendola, N.E.	43	440	10.2	27	2
29t)	Witten, Dal. (TE)	43	385	9.0	28t	3
33t)	Crabtree, Oak.	42	502	12.0	41t	6
33t)	Rudolph, Min. (TE)	42	366	8.7	28	3
33t)	Hyde, S.F. (RB)	42	274	6.5	18	0
33t)	McCoy, Buf. (RB)	42	265	6.3	21	1
37t)	Matthews, Ten.	41	626	15.3	75t	3
37t)	Gronkowski, N.E. (TE)	41	619	15.1	53t	5
37t)	J. Cook, Oak. (TE)	41	535	13.0	35	1
37t)	Cooper, Oak.	41	490	12.0	45t	4
37t)	*Engram, NY-G (TE)	41	452	11.0	31	5
42t)	Stills, Mia.	40	588	14.7	61t	5
42t)	Garcon, S.F.	40	500	12.5	59	0
42t)	Allen, Bal. (RB)	40	198	5.0	14	2
45t)	Thompson, Was. (RB)	39	510	13.1	74	4
45t)	Crowder, Was.	39	420	10.8	41	0
45t)	Cobb, G.B.	39	405	10.4	46	1
45t)	Watson, Bal. (TE)	39	294	7.5	33	2
45t)	Seferian-Jenkins, NY-J (TE)	39	288	7.4	28	3
50t)	M. Jones, Det.	38	622	16.4	43	6
50t)	Jeffery, Phi.	38	567	14.9	53t	6
50t)	*Kupp, LA-R	38	481	12.7	35	3
50t)	Shepard, NY-G	38	475	12.5	77t	1
50t)	Gurley, LA-R (RB)	38	425	11.2	53t	3

WEEK 11 / THROUGH MONDAY, NOVEMBER 20, 2017**NFL / RECEIVING YARDAGE LEADERS**

Rank	Player, Team	Yards	Rec	Avg	Long	TD
1)	Brown, Pit.	1026	70	14.7	51t	6
2)	Thielen, Min.	916	62	14.8	65t	3
3)	Hopkins, Hou.	879	62	14.2	72t	9
4t)	Cooks, N.E.	786	45	17.5	64t	4
4t)	Ju. Jones, Atl.	786	54	14.6	53	1
6)	Fitzgerald, Ariz	768	69	11.1	37	4
7)	Allen, LA-C	755	56	13.5	50	3
8)	Thomas, N.O.	753	65	11.6	33	2
9)	Green, Cin.	743	48	15.5	77t	6
10)	Kelce, K.C. (TE)	738	59	12.5	44	5
11)	Hilton, Ind.	725	36	20.1	80t	3
12)	Woods, LA-R	703	47	15.0	94t	4
13)	Tate, Det.	691	59	11.7	45t	3
14)	Hill, K.C.	685	47	14.6	75t	4
15)	Baldwin, Sea.	673	56	12.0	54	4
16)	De. Thomas, Den.	633	53	11.9	40	3
17)	Matthews, Ten.	626	41	15.3	75t	3
18)	M. Evans, T.B.	624	45	13.9	41	4
19)	M. Jones, Det.	622	38	16.4	43	6
20)	D. Adams, G.B.	620	50	12.4	42	6
21)	Gronkowski, N.E. (TE)	619	41	15.1	53t	5
22)	Stills, Mia.	588	40	14.7	61t	5
23)	Ginn, N.O.	570	35	16.3	53	3
24t)	Anderson, NY-J	568	35	16.2	69t	5
24t)	*Smith-Schuster, Pit.	568	33	17.2	97t	5
26t)	Jeffery, Phi.	567	38	14.9	53t	6
26t)	Landry, Mia.	567	67	8.5	49	6
28)	Walker, Ten. (TE)	550	49	11.2	42	0
29)	Bryant, Dal.	541	50	10.8	36	4
30)	Lee, Jac.	538	43	12.5	45	2
31)	Benjamin, Car.-Buf.	537	36	14.9	43	2
32)	Ertz, Phi. (TE)	536	45	11.9	53	6
33t)	J. Cook, Oak. (TE)	535	41	13.0	35	1
33t)	Funchess, Car.	535	43	12.4	33	5
35t)	Diggs, Min.	532	35	15.2	59t	5
35t)	Jackson, T.B.	532	35	15.2	41	3
37)	V. Davis, Was. (TE)	527	33	16.0	69	1
38)	P. Richardson, Sea.	514	31	16.6	48	5
39)	Thompson, Was. (RB)	510	39	13.1	74	4
40)	Crabtree, Oak.	502	42	12.0	41t	6
41t)	Garcon, S.F.	500	40	12.5	59	0
41t)	Goodwin, S.F.	500	23	21.7	83t	1
43)	Cooper, Oak.	490	41	12.0	45t	4
44)	*Kupp, LA-R	481	38	12.7	35	3
45)	Shepard, NY-G	475	38	12.5	77t	1
46)	*Engram, NY-G (TE)	452	41	11.0	31	5
47)	Doyle, Ind. (TE)	450	52	8.7	21	2
48)	Sanders, Den.	448	34	13.2	38	2
49)	*Kamara, N.O. (RB)	447	48	9.3	38	3
50)	Hurns, Jac.	446	36	12.4	50	2

WEEK 11 / THROUGH MONDAY, NOVEMBER 20, 2017**NFL / THIRD-DOWN RECEIVING LEADERS**

Rank	Player, Team	Rec	Yards	Avg	Long	TD
1)	Allen, LA-C	24	370	15.4	50	0
2)	Thielen, Min.	22	307	14.0	38	0
3)	Landry, Mia.	21	196	9.3	49	2
4t)	Tate, Det.	20	309	15.5	45t	2
4t)	Fitzgerald, Ariz	20	227	11.4	33	0
6)	Lee, Jac.	19	217	11.4	31	1
7t)	Brown, Pit.	17	239	14.1	51t	1
7t)	Brate, T.B. (TE)	17	202	11.9	26	1
9t)	De. Thomas, Den.	16	249	15.6	40	1
9t)	*Kupp, LA-R	16	202	12.6	28	2
9t)	Woods, LA-R	16	202	12.6	52t	1
9t)	Funchess, Car.	16	187	11.7	32t	3
9t)	White, N.E. (RB)	16	141	8.8	27	1
14t)	Gronkowski, N.E. (TE)	15	246	16.4	53t	3
14t)	Thomas, N.O.	15	177	11.8	28	0
14t)	Jeffery, Phi.	15	176	11.7	18	1
14t)	McCoy, Buf. (RB)	15	103	6.9	18	0
14t)	*Kamara, N.O. (RB)	15	90	6.0	19	1
19t)	Hilton, Ind.	14	294	21.0	80t	2
19t)	Amendola, N.E.	14	172	12.3	27	1
19t)	Diggs, Min.	14	165	11.8	59t	3
19t)	D. Johnson, Cle. (RB)	14	148	10.6	34	0
19t)	*Engram, NY-G (TE)	14	145	10.4	26	1
19t)	Baldwin, Sea.	14	137	9.8	27	1
19t)	Crowder, Was.	14	132	9.4	36	0
26t)	Hurns, Jac.	13	187	14.4	50	1
26t)	Lockett, Sea.	13	171	13.2	41	0
26t)	Kelce, K.C. (TE)	13	155	11.9	32	1
26t)	Rudolph, Min. (TE)	13	138	10.6	27	1
26t)	*Taylor, S.F.	13	106	8.2	18	1
31t)	Agholor, Phi.	12	245	20.4	72t	2
31t)	*Smith-Schuster, Pit.	12	235	19.6	97t	2
31t)	J. Cook, Oak. (TE)	12	162	13.5	35	0
31t)	Hopkins, Hou.	12	149	12.4	34t	2
31t)	*McCaffrey, Car. (RB)	12	147	12.3	20	0
31t)	Hogan, N.E.	12	133	11.1	26	2
31t)	Ertz, Phi. (TE)	12	124	10.3	23	3
31t)	Sanu, Atl.	12	112	9.3	16	2
31t)	Cooper, Oak.	12	104	8.7	23	1
31t)	Hyde, S.F. (RB)	12	75	6.3	12	0
31t)	McKinnon, Min. (RB)	12	50	4.2	10	0
42t)	Stills, Mia.	11	247	22.5	61t	3
42t)	Hooper, Atl. (TE)	11	220	20.0	88t	1
42t)	M. Jones, Det.	11	194	17.6	38	2
42t)	Thompson, Was. (RB)	11	179	16.3	74	2
42t)	Anderson, NY-J	11	172	15.6	41	1
42t)	Ja. Brown, Ariz	11	157	14.3	30	2
42t)	Shepard, NY-G	11	147	13.4	37	0
42t)	D. Adams, G.B.	11	144	13.1	42	1
42t)	Matthews, Ten.	11	138	12.5	24	0
42t)	Wright, Chi.	11	119	10.8	18	1
42t)	Walker, Ten. (TE)	11	105	9.5	19	0
42t)	Bryant, Dal.	11	97	8.8	21	1
42t)	Sims, T.B. (RB)	11	76	6.9	15	1
42t)	Bell, Pit. (RB)	11	67	6.1	23	0
42t)	Seferian-Jenkins, NY-J (TE)	11	67	6.1	18	2

WEEK 11 / THROUGH MONDAY, NOVEMBER 20, 2017**NFL / LEADING SCORERS, NONKICKERS**

Rank	Player, Team	TD	Rush	Rec	Ret	X2	Pts
1)	Gurley, LA-R (RB)	11	8	3	0	0	66
2t)	E. Elliott, Dal. (RB)	9	7	2	0	0	54
2t)	Gordon, LA-C (RB)	9	5	4	0	0	54
2t)	Hopkins, Hou. (WR)	9	0	9	0	0	54
5)	Ingram, N.O. (RB)	8	8	0	0	0	48
6t)	Graham, Sea. (TE)	7	0	7	0	1	44
6t)	*Kamara, N.O. (RB)	7	4	3	0	1	44
8t)	*Fournette, Jac. (RB)	7	6	1	0	0	42
8t)	W. Fuller, Hou. (WR)	7	0	7	0	0	42
8t)	Jeffery, Phi. (WR)	6	0	6	0	3	42
11t)	*Clement, Phi. (RB)	6	4	2	0	1	38
11t)	Crabtree, Oak. (WR)	6	0	6	0	1	38
13t)	D. Adams, G.B. (WR)	6	0	6	0	0	36
13t)	Brown, Pit. (WR)	6	0	6	0	0	36
13t)	Ertz, Phi. (TE)	6	0	6	0	0	36
13t)	Green, Cin. (WR)	6	0	6	0	0	36
13t)	*K. Hunt, K.C. (RB)	6	4	2	0	0	36
13t)	M. Jones, Det. (WR)	6	0	6	0	0	36
13t)	Landry, Mia. (WR)	6	0	6	0	0	36
13t)	Nelson, G.B. (WR)	6	0	6	0	0	36
13t)	Thompson, Was. (RB)	6	2	4	0	0	36
22t)	Agholor, Phi. (WR)	5	0	5	0	0	30
22t)	Anderson, NY-J (WR)	5	0	5	0	0	30
22t)	Bell, Pit. (RB)	5	5	0	0	0	30
22t)	T. Coleman, Atl. (RB)	5	3	2	0	0	30
22t)	Diggs, Min. (WR)	5	0	5	0	0	30
22t)	*Ekeler, LA-C (RB)	5	2	3	0	0	30
22t)	*Engram, NY-G (TE)	5	0	5	0	0	30
22t)	Freeman, Atl. (RB)	5	5	0	0	0	30
22t)	Funchess, Car. (WR)	5	0	5	0	0	30
22t)	Gronkowski, N.E. (TE)	5	0	5	0	0	30
22t)	Hill, K.C. (WR)	5	0	4	1	0	30
22t)	Hogan, N.E. (WR)	5	0	5	0	0	30
22t)	Howard, Chi. (RB)	5	5	0	0	0	30
22t)	Kelce, K.C. (TE)	5	0	5	0	0	30
22t)	D. Lewis, N.E. (RB)	5	3	1	1	0	30
22t)	Lewis, Jac. (TE)	5	0	5	0	0	30
22t)	*McCaffrey, Car. (RB)	5	2	3	0	0	30
22t)	McCoy, Buf. (RB)	5	4	1	0	0	30
22t)	L. Miller, Hou. (RB)	5	2	3	0	0	30
22t)	Murray, Ten. (RB)	5	4	1	0	0	30
22t)	Prescott, Dal. (QB)	5	5	0	0	0	30
22t)	P. Richardson, Sea. (WR)	5	0	5	0	0	30
22t)	*Smith-Schuster, Pit. (WR)	5	0	5	0	0	30
22t)	Stills, Mia. (WR)	5	0	5	0	0	30
46t)	Baldwin, Sea. (WR)	4	0	4	0	1	26
46t)	Cooks, N.E. (WR)	4	0	4	0	1	26
46t)	McKinnon, Min. (RB)	4	3	1	0	1	26
49t)	Abdullah, Det. (RB)	4	3	1	0	0	24
49t)	Beasley, Dal. (WR)	4	0	4	0	0	24
49t)	Benjamin, LA-C (WR)	4	0	3	1	0	24
49t)	Brate, T.B. (TE)	4	0	4	0	0	24
49t)	Bryant, Dal. (WR)	4	0	4	0	0	24
49t)	Cooper, Oak. (WR)	4	0	4	0	0	24
49t)	M. Evans, T.B. (WR)	4	0	4	0	0	24
49t)	Fitzgerald, Ariz (WR)	4	0	4	0	0	24
49t)	Gillislee, N.E. (RB)	4	4	0	0	0	24
49t)	*Howard, T.B. (TE)	4	0	4	0	0	24
49t)	Hyde, S.F. (RB)	4	4	0	0	0	24
49t)	D. Johnson, Cle. (RB)	4	2	2	0	0	24
49t)	Kearse, NY-J (WR)	4	0	4	0	0	24
49t)	*Kizer, Cle. (QB)	4	4	0	0	0	24
49t)	Kroft, Cin. (TE)	4	0	4	0	0	24
49t)	Lynch, Oak. (RB)	4	4	0	0	0	24
49t)	Mariota, Ten. (QB)	4	4	0	0	0	24
49t)	Montgomery, G.B. (RB)	4	3	1	0	0	24
49t)	Murray, Min. (RB)	4	4	0	0	0	24
49t)	Newton, Car. (QB)	4	4	0	0	0	24
49t)	Sanu, Atl. (WR)	4	0	4	0	0	24
49t)	Watkins, LA-R (WR)	4	0	4	0	0	24
49t)	Woods, LA-R (WR)	4	0	4	0	0	24

WEEK 11 / THROUGH MONDAY, NOVEMBER 20, 2017**NFL / LEADING SCORERS, KICKERS**

Rank	Player, Team	PAT	FG	Pct	Long	Pts
1)	Zuerlein, LA-R	31/31	28/29	.966	56	115
2)	Gostkowski, N.E.	28/29	26/29	.897	62	106
3)	Lutz, N.O.	30/33	22/26	.846	53	96
4)	Boswell, Pit.	19/20	24/27	.889	50	91
5)	Succop, Ten.	21/22	23/27	.852	52	90
6t)	Forbath, Min.	20/24	23/26	.885	53	89
6t)	Prater, Det.	26/26	21/24	.875	58	89
8t)	Bryant, Atl.	24/24	19/22	.864	53	81
8t)	Gano, Car.	21/22	20/21	.952	48	81
10t)	*Butker, Car.-K.C.	13/13	22/23	.957	53	79
10t)	Tucker, Bal.	19/19	20/23	.870	57	79
12t)	*Elliott, Cin.-Phi.	25/28	17/21	.810	61	76
12t)	Hauschka, Buf.	22/22	18/20	.900	56	76
14t)	Gould, S.F.	15/16	19/21	.905	52	72
14t)	Walsh, Sea.	21/22	17/22	.773	49	72
16t)	Catanzaro, NY-J	21/21	16/20	.800	57	69
16t)	McManus, Den.	18/18	17/23	.739	53	69
16t)	Vinatieri, Ind.	15/17	18/19	.947	53	69
19)	Fairbairn, Hou.	27/29	12/14	.857	50	63
20)	Tavecchio, Oak.	22/23	12/14	.857	53	58
21)	Dawson, Ariz	17/18	13/19	.684	50	56
22)	Crosby, G.B.	21/23	11/14	.786	50	54
23t)	Barth, Chi.	17/17	11/16	.688	54	50
23t)	Rosas, NY-G	14/15	12/17	.706	51	50
25)	Myers, Jac.	15/17	11/15	.733	47	48
26)	Parkey, Mia.	14/17	11/12	.917	54	47
27)	Bullock, Cin.	18/20	8/10	.800	46	42
28)	Novak, LA-C	17/17	8/11	.727	50	41
29)	*Gonzalez, Cle.	16/17	8/12	.667	54	40
30)	Hopkins, Was.	12/13	9/11	.818	48	39
31)	P. Murray, T.B.	8/ 8	10/12	.833	50	38
32t)	Bailey, Dal.	16/16	7/ 7	1.000	56	37
32t)	*Rose, Was.	13/14	8/ 9	.889	55	37
34)	Lambo, Jac.	6/ 7	9/10	.900	56	33
35)	Nugent, Dal.	8/ 8	7/ 9	.778	48	29
36)	Folk, T.B.	7/ 9	6/11	.545	50	25
37)	Santos, K.C.-Chi.	12/12	3/ 3	1.000	39	21
38)	*Koo, LA-C	9/ 9	3/ 6	.500	41	18
39)	Sturgis, Phi.	1/ 2	3/ 3	1.000	50	10
40)	Heath, Dal.	2/ 3	0/ 0	---	--	2
41)	*Koehn, Cin.	1/ 1	0/ 0	---	--	1

WEEK 11 / THROUGH MONDAY, NOVEMBER 20, 2017

NFL / TOUCHBACKS ON KICKOFFS

Rank	Player, Team	TB
1)	Zuerlein, LA-R	54
2)	Lutz, N.O.	44
3)	Gano, Car.	43
4t)	Fairbairn, Hou.	36
4t)	Pinion, S.F.	36
6t)	*Elliott, Cin.-Phi.	34
6t)	Succop, Ten.	34
8t)	Bosher, Atl.	33
8t)	Boswell, Pit.	33
8t)	*Butker, Car.-K.C.	33
8t)	Tucker, Bal.	33
12t)	Catanzaro, NY-J	32
12t)	Tavecchio, Oak.	32
14)	McManus, Den.	31
15)	*Sanchez, Ind.	30
16)	Forbath, Min.	29
17t)	*Gonzalez, Cle.	26
17t)	Gostkowski, N.E.	26
17t)	Myers, Jac.	26
20t)	Hauschka, Buf.	25
20t)	Walsh, Sea.	25
22)	Crosby, G.B.	24
23t)	Bullock, Cin.	22
23t)	Dawson, Ariz	22
25)	Hopkins, Was.	20
26t)	Bailey, Dal.	18
26t)	Rosas, NY-G	18
28)	Barth, Chi.	17
29t)	Locke, Det.	16
29t)	Parkey, Mia.	16
29t)	*Rose, Was.	16
32)	Folk, T.B.	13
33)	Martin, Det.	12
34t)	P. Murray, T.B.	11
34t)	Nugent, Dal.	11
36)	Santos, K.C.-Chi.	10
37)	Novak, LA-C	9
38)	*Koo, LA-C	8
39t)	Lambo, Jac.	4
39t)	Prater, Det.	4
41t)	Heath, Dal.	2
41t)	Sturgis, Phi.	2
43t)	Grugier-Hill, Phi.	1
43t)	*Koehn, Cin.	1
43t)	Morstead, N.O.	1

WEEK 11 / THROUGH MONDAY, NOVEMBER 20, 2017**NFL / MOST YARDS FROM SCRIMMAGE**

Rank	Player, Team	Total			Rushing			Receiving		
		Yards	Att+Rec	Avg	Yards	Att	Avg	Yards	Rec	Avg
1)	Gurley, LA-R (RB)	1216	225	5.4	791	187	4.2	425	38	11.2
2)	*K. Hunt, K.C. (RB)	1208	208	5.8	873	173	5.0	335	35	9.6
3)	Bell, Pit. (RB)	1194	281	4.2	886	232	3.8	308	49	6.3
4)	Brown, Pit. (WR)	1026	70	14.7	0	0	---	1026	70	14.7
5)	Ingram, N.O. (RB)	1019	189	5.4	806	155	5.2	213	34	6.3
6)	E. Elliott, Dal. (RB)	993	210	4.7	783	191	4.1	210	19	11.1
7)	McCoy, Buf. (RB)	974	212	4.6	709	170	4.2	265	42	6.3
8)	Thielen, Min. (WR)	927	63	14.7	11	1	11.0	916	62	14.8
9)	Howard, Chi. (RB)	919	206	4.5	841	192	4.4	78	14	5.6
10)	*Kamara, N.O. (RB)	906	120	7.6	459	72	6.4	447	48	9.3
11)	*Fournette, Jac. (RB)	896	194	4.6	740	175	4.2	156	19	8.2
12)	Gordon, LA-C (RB)	883	202	4.4	633	167	3.8	250	35	7.1
13)	Hopkins, Hou. (WR)	879	62	14.2	0	0	---	879	62	14.2
14)	L. Miller, Hou. (RB)	868	188	4.6	604	162	3.7	264	26	10.2
15)	Hyde, S.F. (RB)	866	183	4.7	592	141	4.2	274	42	6.5
16)	Thompson, Was. (RB)	804	103	7.8	294	64	4.6	510	39	13.1
17)	Cooks, N.E. (WR)	796	48	16.6	10	3	3.3	786	45	17.5
18)	Ju. Jones, Atl. (WR)	786	54	14.6	0	0	---	786	54	14.6
19)	Fitzgerald, Ariz (WR)	768	69	11.1	0	0	---	768	69	11.1
20)	Allen, LA-C (WR)	764	58	13.2	9	2	4.5	755	56	13.5
21)	Thomas, N.O. (WR)	753	65	11.6	0	0	---	753	65	11.6
22)	Kelce, K.C. (TE)	745	61	12.2	7	2	3.5	738	59	12.5
23)	Green, Cin. (WR)	743	48	15.5	0	0	---	743	48	15.5
24)	Hill, K.C. (WR)	732	61	12.0	47	14	3.4	685	47	14.6
25)	Hilton, Ind. (WR)	725	36	20.1	0	0	---	725	36	20.1
26)	Woods, LA-R (WR)	715	49	14.6	12	2	6.0	703	47	15.0
27)	Ajayi, Mia.-Phi. (RB)	710	168	4.2	633	153	4.1	77	15	5.1
28)	Tate, Det. (WR)	700	62	11.3	9	3	3.0	691	59	11.7
29)	C. Anderson, Den. (RB)	684	154	4.4	573	139	4.1	111	15	7.4
30)	Baldwin, Sea. (WR)	670	57	11.8	-3	1	-3.0	673	56	12.0
31)	Gore, Ind. (RB)	661	162	4.1	509	144	3.5	152	18	8.4
32)	T. Coleman, Atl. (RB)	660	121	5.5	442	103	4.3	218	18	12.1
33)	D. Johnson, Cle. (RB)	654	92	7.1	240	46	5.2	414	46	9.0
34)	Freeman, Atl. (RB)	652	135	4.8	515	116	4.4	137	19	7.2
35)	*McCaffrey, Car. (RB)	639	126	5.1	206	69	3.0	433	57	7.6
36)	Murray, Ten. (RB)	635	145	4.4	443	117	3.8	192	28	6.9
37)	De. Thomas, Den. (WR)	633	53	11.9	0	0	---	633	53	11.9
38)	Crowell, Cle. (RB)	626	147	4.3	459	129	3.6	167	18	9.3
39)	Collins, Bal. (RB)	625	120	5.2	570	113	5.0	55	7	7.9
40)	M. Evans, T.B. (WR)	624	45	13.9	0	0	---	624	45	13.9
41)	Matthews, Ten. (WR)	623	42	14.8	-3	1	-3.0	626	41	15.3
42)	M. Jones, Det. (WR)	622	38	16.4	0	0	---	622	38	16.4
43)	D. Adams, G.B. (WR)	620	50	12.4	0	0	---	620	50	12.4
44)	Gronkowski, N.E. (TE)	619	41	15.1	0	0	---	619	41	15.1
45)	McKinnon, Min. (RB)	597	128	4.7	367	93	3.9	230	35	6.6
46)	Abdullah, Det. (RB)	595	161	3.7	491	144	3.4	104	17	6.1
47)	Ginn, N.O. (WR)	590	40	14.8	20	5	4.0	570	35	16.3
48)	Stills, Mia. (WR)	588	40	14.7	0	0	---	588	40	14.7
49)	Blount, Phi. (RB)	586	126	4.7	561	122	4.6	25	4	6.3
50)	Allen, Bal. (RB)	583	149	3.9	385	109	3.5	198	40	5.0

WEEK 11 / THROUGH MONDAY, NOVEMBER 20, 2017**NFL / LEADERS IN FIRST DOWNS**

Rank	Player, Team	Rush	Rec	Tot
1)	Bell, Pit. (RB)	52	14	66
2)	Gurley, LA-R (RB)	41	17	58
3t)	E. Elliott, Dal. (RB)	45	4	49
3t)	*K. Hunt, K.C. (RB)	35	14	49
3t)	Ingram, N.O. (RB)	38	11	49
6t)	Gordon, LA-C (RB)	33	14	47
6t)	Hopkins, Hou. (WR)	0	47	47
6t)	*Kamara, N.O. (RB)	28	19	47
9)	Brown, Pit. (WR)	0	46	46
10)	Howard, Chi. (RB)	43	2	45
11t)	McCoy, Buf. (RB)	30	14	44
11t)	L. Miller, Hou. (RB)	31	13	44
13t)	Allen, LA-C (WR)	0	43	43
13t)	Thomas, N.O. (WR)	0	43	43
15t)	Fitzgerald, Ariz (WR)	0	42	42
15t)	Kelce, K.C. (TE)	2	40	42
15t)	Thielen, Min. (WR)	1	41	42
18)	Freeman, Atl. (RB)	32	8	40
19)	Hyde, S.F. (RB)	26	13	39
20)	Ju. Jones, Atl. (WR)	0	38	38
21t)	Landry, Mia. (WR)	0	37	37
21t)	*McCaffrey, Car. (RB)	13	24	37
23t)	Allen, Bal. (RB)	23	13	36
23t)	M. Evans, T.B. (WR)	0	36	36
23t)	*Fournette, Jac. (RB)	30	6	36
23t)	De. Thomas, Den. (WR)	0	36	36
27t)	Ajayi, Mia.-Phi. (RB)	30	3	33
27t)	Gronkowski, N.E. (TE)	0	33	33
27t)	D. Johnson, Cle. (RB)	15	18	33
27t)	Thompson, Was. (RB)	11	22	33
31t)	D. Adams, G.B. (WR)	0	32	32
31t)	Bryant, Dal. (WR)	0	32	32
31t)	Green, Cin. (WR)	0	32	32
34t)	Baldwin, Sea. (WR)	0	31	31
34t)	Cooks, N.E. (WR)	1	30	31
34t)	Crowell, Cle. (RB)	22	9	31
34t)	Newton, Car. (QB)	31	0	31
38t)	Abdullah, Det. (RB)	22	8	30
38t)	Hill, K.C. (WR)	2	28	30
38t)	Lee, Jac. (WR)	1	29	30
38t)	Stewart, Car. (RB)	28	2	30
38t)	Tate, Det. (WR)	0	30	30
38t)	Woods, LA-R (WR)	0	30	30
44t)	C. Anderson, Den. (RB)	26	3	29
44t)	Ertz, Phi. (TE)	0	29	29
44t)	Gore, Ind. (RB)	23	6	29
44t)	Jeffery, Phi. (WR)	0	29	29
44t)	*Mixon, Cin. (RB)	22	7	29
44t)	Nelson, G.B. (WR)	0	29	29
50t)	T. Coleman, Atl. (RB)	19	9	28
50t)	J. Cook, Oak. (TE)	0	28	28
50t)	Darkwa, NY-G (RB)	23	5	28
50t)	Funchess, Car. (WR)	0	28	28
50t)	Matthews, Ten. (WR)	0	28	28
50t)	Walker, Ten. (TE)	1	27	28

WEEK 11 / THROUGH MONDAY, NOVEMBER 20, 2017**NFL / LEADING PUNTERS**

Rank	Player, Team	No	Yards	Lg	Avg	TB	Blk	Dwn	OB	Opp Ret	In	Net	
1)	Kern, Ten.	47	2438	74	51.9	5	0	2	9	26	196	16	45.6
2)	King, Oak.	40	1998	65	50.0	4	0	4	4	21	137	18	44.5
3)	Lechler, Hou.	57	2819	68	49.5	3	0	7	4	31	360	22	42.1
4)	Kaser, LA-C	53	2593	69	48.9	7	0	4	4	34	264	18	41.3
5)	Colquitt, Cle.	54	2638	67	48.9	1	1	7	2	34	342	16	41.4
6)	O'Donnell, Chi.	53	2546	69	48.0	5	0	4	5	28	338	18	39.8
7)	Huber, Cin.	56	2672	63	47.7	3	1	10	4	27	298	23	40.6
8)	Edwards, NY-J	54	2561	70	47.4	3	0	8	4	26	221	21	42.2
9)	Morstead, N.O.	30	1419	68	47.3	2	0	5	3	12	137	16	41.4
10)	Palardy, Car.	40	1888	60	47.2	4	0	5	5	13	77	15	43.3
11)	Hekker, LA-R	37	1732	67	46.8	2	0	6	9	13	67	19	43.9
12)	D. Jones, Phi.	40	1861	61	46.5	4	0	6	4	19	133	10	41.2
13)	Lee, Ariz	53	2462	60	46.5	3	0	9	3	31	342	18	38.9
14)	Schmidt, Buf.	50	2281	60	45.6	4	0	3	3	27	133	16	41.4
15)	*Sanchez, Ind.	57	2600	61	45.6	1	1	10	13	14	76	20	43.2
16)	Koch, Bal.	55	2504	67	45.5	3	0	10	12	22	200	24	40.8
17)	Dixon, Den.	43	1952	55	45.4	1	1	7	2	17	178	14	39.9
18)	*Haack, Mia.	52	2354	64	45.3	3	0	10	4	22	165	17	40.9
19)	Locke, Det.	27	1222	54	45.3	0	0	2	3	11	82	11	42.2
20)	Wing, NY-G	54	2432	66	45.0	5	1	8	6	27	314	10	36.7
21)	Way, Was.	43	1936	62	45.0	4	0	3	2	20	200	16	38.5
22)	Ryan, Sea.	53	2375	64	44.8	2	0	9	5	25	186	20	40.5
23)	Pinion, S.F.	53	2373	59	44.8	1	0	8	6	22	54	23	43.4
24)	*Vogel, G.B.	44	1960	62	44.5	0	0	6	4	16	91	14	42.5
25)	Colquitt, K.C.	43	1911	63	44.4	4	0	7	2	16	91	22	40.5
26)	Nortman, Jac.	54	2394	62	44.3	5	1	5	12	16	119	19	39.5
27)	Bosher, Atl.	31	1367	62	44.1	0	0	3	3	13	81	12	41.5
28)	Berry, Pit.	43	1889	62	43.9	2	0	5	7	17	152	16	39.5
29)	C. Jones, Dal.	40	1757	62	43.9	2	0	6	5	12	54	23	41.6
30)	R. Allen, N.E.	34	1476	60	43.4	2	0	6	4	17	90	13	39.6
31)	Anger, T.B.	47	2032	62	43.2	4	1	7	5	16	96	18	38.7
32)	Quigley, Min.	39	1615	55	41.4	0	0	1	6	12	55	15	40.0

NFL / LEADING PUNTERS, NET AVERAGE

Rank	Player, Team	No	Yards	Lg	Avg	TB	Blk	Dwn	OB	Opp Ret	In	Net	
1)	Kern, Ten.	47	2438	74	51.9	5	0	2	9	26	196	16	45.6
2)	King, Oak.	40	1998	65	50.0	4	0	4	4	21	137	18	44.5
3)	Hekker, LA-R	37	1732	67	46.8	2	0	6	9	13	67	19	43.9
4)	Pinion, S.F.	53	2373	59	44.8	1	0	8	6	22	54	23	43.4
5)	Palardy, Car.	40	1888	60	47.2	4	0	5	5	13	77	15	43.3
6)	*Sanchez, Ind.	57	2600	61	45.6	1	1	10	13	14	76	20	43.2
7)	*Vogel, G.B.	44	1960	62	44.5	0	0	6	4	16	91	14	42.5
8t)	Edwards, NY-J	54	2561	70	47.4	3	0	8	4	26	221	21	42.2
8t)	Locke, Det.	27	1222	54	45.3	0	0	2	3	11	82	11	42.2
10)	Lechler, Hou.	57	2819	68	49.5	3	0	7	4	31	360	22	42.1
11)	C. Jones, Dal.	40	1757	62	43.9	2	0	6	5	12	54	23	41.6
12)	Bosher, Atl.	31	1367	62	44.1	0	0	3	3	13	81	12	41.5
13)	Morstead, N.O.	30	1419	68	47.3	2	0	5	3	12	137	16	41.4
14)	Colquitt, Cle.	54	2638	67	48.9	1	1	7	2	34	342	16	41.4
15)	Schmidt, Buf.	50	2281	60	45.6	4	0	3	3	27	133	16	41.4
16)	Kaser, LA-C	53	2593	69	48.9	7	0	4	4	34	264	18	41.3
17)	D. Jones, Phi.	40	1861	61	46.5	4	0	6	4	19	133	10	41.2
18)	*Haack, Mia.	52	2354	64	45.3	3	0	10	4	22	165	17	40.9
19)	Koch, Bal.	55	2504	67	45.5	3	0	10	12	22	200	24	40.8
20)	Huber, Cin.	56	2672	63	47.7	3	1	10	4	27	298	23	40.6
21)	Ryan, Sea.	53	2375	64	44.8	2	0	9	5	25	186	20	40.5
22)	Colquitt, K.C.	43	1911	63	44.4	4	0	7	2	16	91	22	40.5
23)	Quigley, Min.	39	1615	55	41.4	0	0	1	6	12	55	15	40.0
24)	Dixon, Den.	43	1952	55	45.4	1	1	7	2	17	178	14	39.9
25)	O'Donnell, Chi.	53	2546	69	48.0	5	0	4	5	28	338	18	39.8
26)	R. Allen, N.E.	34	1476	60	43.4	2	0	6	4	17	90	13	39.6
27)	Nortman, Jac.	54	2394	62	44.3	5	1	5	12	16	119	19	39.5
28)	Berry, Pit.	43	1889	62	43.9	2	0	5	7	17	152	16	39.5
29)	Lee, Ariz	53	2462	60	46.5	3	0	9	3	31	342	18	38.9
30)	Anger, T.B.	47	2032	62	43.2	4	1	7	5	16	96	18	38.7
31)	Way, Was.	43	1936	62	45.0	4	0	3	2	20	200	16	38.5
32)	Wing, NY-G	54	2432	66	45.0	5	1	8	6	27	314	10	36.7

WEEK 11 / THROUGH MONDAY, NOVEMBER 20, 2017**NFL / PUNT RETURN LEADERS**

Rank	Player, Team	Ret	FC	Yards	Avg	Long	TD
1)	*Agnew, Det.	22	10	370	16.8	88t	2
2)	Campanaro, Bal.	15	11	221	14.7	77t	1
3)	Barner, Phi.	16	10	183	11.4	76	0
4)	Amendola, N.E.	14	10	157	11.2	40	0
5)	Mickens, Jac.	14	9	150	10.7	63t	1
6)	Sherels, Min.	18	15	191	10.6	46	0
7)	Cooper, LA-R	14	3	146	10.4	30	0
8)	Reedy, T.B.	14	7	143	10.2	44	0
9)	*Jackson, Ten.	20	6	197	9.9	46	0
10)	*Taylor, S.F.	17	10	167	9.8	39	0
11)	Davis, G.B.	14	12	134	9.6	33	0
12)	Hill, K.C.	17	6	161	9.5	82t	1
13)	*McKenzie, Den.	20	4	186	9.3	44	0
14)	Benjamin, LA-C	20	14	166	8.3	65t	1
15)	*Cohen, Chi.	20	10	155	7.8	21	0
16)	Erickson, Cin.	27	11	203	7.5	29	0
17)	*McCaffrey, Car.	20	8	140	7.0	25	0
18)	Lockett, Sea.	23	14	157	6.8	21	0
19)	K. Williams, Ariz	19	19	115	6.1	16	0
20)	*Peppers, Cle.	23	9	129	5.6	25	0
21)	Grant, Mia.	15	7	84	5.6	14	0
22)	Richard, Oak.	16	7	87	5.4	13	0
23)	Ginn, N.O.	19	13	103	5.4	17	0
24)	*Switzer, Dal.	17	6	92	5.4	21	0
25)	Kerley, NY-J	16	9	85	5.3	15	0
26)	Bray, Ind.	17	8	90	5.3	20	0
27)	Crowder, Was.	13	13	68	5.2	18	0

NFL / KICKOFF RETURN LEADERS

Rank	Player, Team	Ret	Yards	Avg	Long	TD
1)	Patterson, Oak.	13	401	30.8	49	0
2)	Cooper, LA-R	20	603	30.2	103t	1
3)	*Switzer, Dal.	14	367	26.2	61	0
4)	Lockett, Sea.	20	517	25.9	57	0
5)	*Cohen, Chi.	14	342	24.4	46	0
6)	A. Hunt, K.C.	16	390	24.4	42	0
7)	Bray, Ind.	18	430	23.9	60	0
8)	Davis, G.B.	15	346	23.1	34	0
9)	Erickson, Cin.	19	424	22.3	41	0
10)	Tate, Buf.	16	337	21.1	29	0
11)	*Jackson, Ten.	18	378	21.0	48	0
12)	Roberts, Atl.	23	472	20.5	61	0
13)	K. Williams, Ariz	16	326	20.4	28	0
14)	*Bolden, S.F.	16	324	20.3	34	0

WEEK 11 / THROUGH MONDAY, NOVEMBER 20, 2017**NFL / LEADERS IN INTERCEPTIONS**

Rank	Player, Team	Int	Yards	Avg	Long	TD
1)	Byard, Ten.	6	100	16.7	33	0
2)	Hyde, Buf.	5	64	12.8	37	0
3t)	Bouye, Jac.	4	70	17.5	51	0
3t)	Slay, Det.	4	52	13.0	37	0
3t)	Weddle, Bal.	4	27	6.8	22	0
3t)	Boston, LA-C	4	24	6.0	15	0
7t)	Gipson, Jac.	3	76	25.3	67	0
7t)	*Hooker, Ind.	3	73	24.3	32	0
7t)	McLeod, Phi.	3	67	22.3	50	0
7t)	Peters, K.C.	3	63	21.0	38	0
7t)	Quin, Det.	3	62	20.7	37t	1
7t)	McCourty, Cle.	3	59	19.7	56t	1
7t)	J. Smith, Bal.	3	58	19.3	50t	1
7t)	Carr, Bal.	3	57	19.0	33	0
7t)	Smith, Jac.	3	56	18.7	28t	1
7t)	Mills, Phi.	3	53	17.7	37t	1
7t)	Vaccaro, N.O.	3	41	13.7	30	0
7t)	Bethea, Ariz	3	37	12.3	21	0
7t)	Randall, G.B.	3	35	11.7	21t	1
7t)	Swearinger, Was.	3	32	10.7	31	0
7t)	Barron, LA-R	3	29	9.7	15	0
7t)	Smith, Min.	3	25	8.3	19	0
7t)	Kuechly, Car.	3	23	7.7	23	0
7t)	Robinson, Phi.	3	17	5.7	17	0
7t)	Hal, Hou.	3	10	3.3	7	0
7t)	Hayward, LA-C	3	7	2.3	7	0
7t)	Fuller, Was.	3	3	1.0	3	0
7t)	Shazier, Pit.	3	2	0.7	2	0

WEEK 11 / THROUGH MONDAY, NOVEMBER 20, 2017**NFL / LEADERS IN SACKS**

Rank	Player, Team	Sacks
1t)	Campbell, Jac. (DE)	11.5
1t)	Lawrence, Dal. (DE)	11.5
3)	Bosa, LA-C (DE)	10.5
4t)	Griffen, Min. (DE)	10.0
4t)	Jones, Ariz (LB)	10.0
6)	Ngakoue, Jac. (DE)	9.0
7)	Ingram, LA-C (LB)	8.5
8t)	Clayborn, Atl. (DE)	8.0
8t)	Clowney, Hou. (LB)	8.0
8t)	Jordan, N.O. (DE)	8.0
8t)	Miller, Den. (LB)	8.0
12t)	Houston, K.C. (LB)	7.5
12t)	Peppers, Car. (DE)	7.5
12t)	Suggs, Bal. (LB)	7.5
15t)	Heyward, Pit. (DE)	7.0
15t)	Hicks, Chi. (DE)	7.0
15t)	Kerrigan, Was. (LB)	7.0
15t)	Perry, G.B. (LB)	7.0
19t)	Addison, Car. (DE)	6.5
19t)	Bennett, Sea. (DE)	6.5
19t)	Fowler, Jac. (DE)	6.5
22t)	Atkins, Cin. (DT)	6.0
22t)	B. Graham, Phi. (DE)	6.0
22t)	Irving, Dal. (DT)	6.0
22t)	Morgan, Ten. (LB)	6.0
22t)	Wake, Mia. (DE)	6.0
22t)	Williams, Pit. (LB)	6.0
22t)	Zettel, Det. (DE)	6.0
29t)	*Lawson, Cin. (DE)	5.5
29t)	Mack, Oak. (DE)	5.5
31t)	Donald, LA-R (DE)	5.0
31t)	Hunter, Min. (DE)	5.0
31t)	Jackson, Jac. (DT)	5.0
31t)	Judon, Bal. (LB)	5.0
31t)	McCain, LA-C (DE)	5.0
31t)	McCoy, T.B. (DT)	5.0
37t)	*Barnett, Phi. (DE)	4.5
37t)	Clark, Sea. (DE)	4.5
37t)	Cox, Phi. (DT)	4.5
37t)	Dumervil, S.F. (DE)	4.5
37t)	Floyd, Chi. (LB)	4.5
37t)	Okafor, N.O. (DE)	4.5
37t)	Pierre-Paul, NY-G (DE)	4.5
37t)	Sheard, Ind. (LB)	4.5
37t)	Smith, Was. (LB)	4.5
46t)	Ansah, Det. (DE)	4.0
46t)	Barwin, LA-R (LB)	4.0
46t)	Beasley, Atl. (LB)	4.0
46t)	Crawford, Dal. (DE)	4.0
46t)	Dunlap, Cin. (DE)	4.0
46t)	Dupree, Pit. (LB)	4.0
46t)	T. Flowers, N.E. (DE)	4.0
46t)	*Garrett, Cle. (DE)	4.0
46t)	Longacre, LA-R (LB)	4.0
46t)	McPhee, Chi. (LB)	4.0
46t)	Ogbah, Cle. (DE)	4.0
46t)	Reed, Atl. (DE)	4.0
46t)	Short, Car. (DT)	4.0
46t)	Van Noy, N.E. (LB)	4.0
46t)	*Watt, Pit. (LB)	4.0

WEEK 11 / THROUGH MONDAY, NOVEMBER 20, 2017

NFL / FUMBLE RECOVERIES

Rank	Player, Team	TotRec	OffRec	DefRec
1)	McCown, NY-J	6	6	0
2)	Winston, T.B.	5	5	0
3t)	Brissett, Ind.	4	4	0
3t)	David, T.B.	4	0	4
3t)	Flacco, Bal.	4	4	0
3t)	Wilson, Sea.	4	4	0
7t)	Brees, N.O.	3	3	0
7t)	Cousins, Was.	3	3	0
7t)	Erickson, Cin.	3	3	0
7t)	Glennon, Chi.	3	3	0
7t)	Manning, NY-G	3	3	0
7t)	Raymond, NY-J-NY-G	3	3	0
7t)	A. Smith, K.C.	3	3	0
7t)	Trufant, Atl.	3	1	2
7t)	Wentz, Phi.	3	3	0

WEEK 11 / THROUGH MONDAY, NOVEMBER 20, 2017**NFL / OFFENSIVE FUMBLE RECOVERIES**

Rank	Player, Team	Ret	Yards	Avg	Long	TD
1)	McCown, NY-J	6	0	0.0	0	0
2)	Winston, T.B.	5	0	0.0	0	0
3t)	Brissett, Ind.	4	0	0.0	0	0
3t)	Flacco, Bal.	4	0	0.0	0	0
3t)	Wilson, Sea.	4	0	0.0	0	0
6t)	Brees, N.O.	3	0	0.0	0	0
6t)	Cousins, Was.	3	0	0.0	0	0
6t)	Erickson, Cin.	3	0	0.0	0	0
6t)	Glennon, Chi.	3	0	0.0	0	0
6t)	Manning, NY-G	3	0	0.0	0	0
6t)	Raymond, NY-J-NY-G	3	0	0.0	0	0
6t)	A. Smith, K.C.	3	0	0.0	0	0
6t)	Wentz, Phi.	3	0	0.0	0	0
14t)	Ellington, Hou.	2	4	2.0	4	0
14t)	*Agnew, Det.	2	0	0.0	0	0
14t)	Andrews, N.E.	2	0	0.0	0	0
14t)	Benjamin, LA-C	2	0	0.0	0	0
14t)	Campanaro, Bal.	2	0	0.0	0	0
14t)	*Dawkins, Buf.	2	0	0.0	0	0
14t)	Ginn, N.O.	2	0	0.0	0	0
14t)	Havenstein, LA-R	2	0	0.0	0	0
14t)	Hill, K.C.	2	0	0.0	0	0
14t)	*Kizer, Cle.	2	0	0.0	0	0
14t)	*McKenzie, Den.	2	0	0.0	0	0
14t)	C. Moore, Bal.	2	0	0.0	0t	1
14t)	Newton, Car.	2	0	0.0	0	0
14t)	Palmer, Ariz	2	0	0.0	0	0
14t)	Reedy, T.B.	2	0	0.0	0	0
14t)	Richard, Oak.	2	0	0.0	0	0
14t)	Rivers, LA-C	2	0	0.0	0	0
14t)	Roberts, Atl.	2	0	0.0	0	0
14t)	*Trubisky, Chi.	2	0	0.0	0	0
14t)	Reed, Was.	2	-2	-1.0	0	0
14t)	Grant, Mia.	2	-13	-6.5	0	0

NFL / DEFENSIVE FUMBLE RECOVERIES

Rank	Player, Team	Ret	Yards	Avg	Long	TD
1)	David, T.B.	4	21	5.3	21t	1
2t)	Clowney, Hou.	2	71	35.5	49	1
2t)	Fowler, Jac.	2	53	26.5	53t	1
2t)	Smith, Jac.	2	52	26.0	52	1
2t)	*White, Buf.	2	52	26.0	52t	1
2t)	Ingram, LA-C	2	39	19.5	39t	1
2t)	Jones, Mia.	2	38	19.0	38t	1
2t)	S. Richardson, Sea.	2	20	10.0	20	0
2t)	Mosley, Bal.	2	18	9.0	18	0
2t)	Trufant, Atl.	2	15	7.5	15t	1
2t)	Clayborn, Atl.	2	10	5.0	10t	1
2t)	Whitehead, Det.	2	5	2.5	5	0
2t)	*Adams, NY-J	2	0	0.0	0	0
2t)	Apple, NY-G	2	0	0.0	0	0
2t)	Burns, Pit.	2	0	0.0	0	0
2t)	Cowser, Oak.	2	0	0.0	0	0
2t)	Harris, Min.	2	0	0.0	0	0
2t)	Hicks, Chi.	2	0	0.0	0	0
2t)	Lawrence, Dal.	2	0	0.0	0	0
2t)	Mingo, Ind.	2	0	0.0	0	0
2t)	Morgan, Ten.	2	0	0.0	0	0
2t)	Pierce, Bal.	2	0	0.0	0	0
2t)	Rollins, G.B.	2	0	0.0	0	0
2t)	S. Williams, Cin.	2	0	0.0	0	0

WEEK 11 / THROUGH MONDAY, NOVEMBER 20, 2017

Team/Offense Rank (Within League)

Team	BUF	CIN	CLE	DEN	HOU	IND	JAX	KC	LAC	MIA	NE	NYJ	OAK	PIT	TEN	ARI	ATL	CAR	CHI	DAL	DET	GB	LAR	MIN	NO	NYG	PHI	SF	SEA	TB	WAS		
Rank	31	27	32	29	18	12	28	8	6	15	30	2	25	21	11	20	19	10	17	26	14	16	23	4	5	1	24	3	22	7	13	9	
TYDs/G	19	10	17	26	14	16	23	4	5	1	24	5	1	25	3	24	13	11	25	16	23	9	10	11	2	19	15	16	3	4	7		
TYDs/P	21	5	20	22	14	15	24	4	8	1	20	2	5	1	25	30	28	22	12	29	2	5	1	25	5	6	9	8	15	11	16	4	
RYDs/G	31	14	7	5	4	28	19t	9	8	3	19	18	1	20	22	18	27t	17	12	3	25	6	1	2	11	20	22	15	9	18	4		
RshAvg	31	8	14	6	2	30	9	15	18	1	24	14	8	21	14	5	13	22	31	26	6	23	9	11	2	19	15	16	3	4	7		
PsyD/G	5	13	22	31	26	6	23	9	11	2	21	14	7	19	14	4	20	28	22	12	29	2	5	1	25	5	6	9	8	15	11	16	4
PasAvg	15	4	20	28	22	12	29	2	5	1	20	19	24	30	%HdInt	23	18	27t	17	12	3	25	6	1	2	11	20	22	15	9	18	4	
%HdInt	17	8	16	25	14	27	31	6	1	2	30	5	4	21	Sac/PP	27	8	16	25	14	27	31	6	1	2	11	20	22	15	9	18	4	
Sac/PP	17	8	16	25	14	27	31	6	1	2	30	5	4	21	1D/Gm	15t	7	6	28	10t	21	14	15t	5	2	27	3t	22	9	10t	18	4	
1D/Gm	15t	7	6	28	10t	21	14	15t	5	2	30	5	4	21	3D Eff	19t	6	1	27	7	15	14	2	4	10	29	3	28	11	23	22	4	
3D Eff	19t	6	1	27	7	15	14	2	4	10	29	3	28	11	4D Eff	21	25t	22	10t	31t	7t	25t	29	1	17	2	18	9	19t	4	4		
4D Eff	21	25t	22	10t	31t	7t	25t	29	1	17	2	18	9	19t	PR Avg	30	15	23	19	29	1	13	17	4	22	25	3	11	20	6	31	4	
PR Avg	30	15	23	19	29	1	13	17	4	22	25	3	11	20	KR Avg	27	24	20	12	4	31	13t	1	5	28	23	18	29	6	13t	22	2	
KR Avg	27	24	20	12	4	31	13t	1	5	28	23	18	29	6	GPntAv	13	25	9	5	27	28	21	11	32	8	24	12	20	19	31	17	7	
GPntAv	13	25	9	5	27	28	21	11	32	8	24	12	20	19	NPntAv	29	11	5	25	10	19	7	3	23	12	32	16	4	21	30	31	1	
NPntAv	29	11	5	25	10	19	7	3	23	12	32	16	4	21	Pts/Gm	26	13	17t	27t	9t	5	20t	2	11	3	30	1	27t	9t	22	12	12	
Pts/Gm	26	13	17t	27t	9t	5	20t	2	11	3	30	1	27t	9t	FG%	30	14	3	29	11t	11t	24	1	10	19	27	20	6	25	28	18	18	
FG%	30	14	3	29	11t	11t	24	1	10	19	27	20	6	25																			

Opponent/Defense Rank (Within League)

Team	BUF	CIN	CLE	DEN	HOU	IND	JAX	KC	LAC	MIA	NE	NYJ	OAK	PIT	TEN	ARI	ATL	CAR	CHI	DAL	DET	GB	LAR	MIN	NO	NYG	PHI	SF	SEA	TB	WAS		
Rank	6	25	12	8	3	20	30	1	28	22	17	32	21	4	14	19	10	2	11	15	23	18	16	5	13	31	7	27	9	29	24		
TYDs/G	19	10	17	26	14	16	23	4	5	1	24	5	1	25	30	28	22	12	29	2	5	1	25	5	13	31	7	27	9	29	24		
TYDs/P	14	10	11	13	18	24	19	15	3	20	28	2	5	1	25	30	28	22	12	29	2	5	1	25	5	13	31	7	27	9	29	24	
RYDs/G	10	22	3	12	21	18	11	28	2	20	30	1	31	1	28	23	18	11	28	2	20	30	1	31	2	20	30	1	31	9	13	19	
RshAvg	6	25	10	9	28	24	8	27	3	30	3	16	19	18	4	25	10	9	28	24	8	27	3	30	3	30	7	14	12	13	22	2	
PsyD/G	22	7	4	12	14	20	18	10	11	9	28	16	27	3	21	7	4	12	14	20	18	10	11	9	9	29	19	23	13	31	25	2	
PasAvg	17	3	9	16	11	20	24	12	6	13	29	18	31	5	15	17	3	9	16	11	20	24	12	6	13	29	8	26	10	30	25	4	
%HdInt	15	31	27	29	28	8	20	4	19	10	23	5	32	3	16	%HdInt	15	31	27	29	28	8	20	4	19	10	23	5	25	18	14	7	
Sac/PP	19	7	4	3	11	21	20	9	13	10	32	15	32	2	28	Sac/PP	19	7	4	3	11	21	20	9	13	10	32	15	22	14	30	17	
1D/Gm	13	22	1t	11t	23t	21	17t	10	9	7t	26t	1t	11t	3	28	1D/Gm	13	22	1t	11t	23t	21	17t	10	9	7t	26t	5	31	16	23t	20	
3D Eff	29	15	9	11	26	10	19	14	1	21	26	10	19	14	5t	3D Eff	29	15	9	11	26	10	19	14	1	21	27	2	30	13	32	23	
4D Eff	16	28	4t	30	17	25t	31	21	25t	31	21	25t	31	21	4t	4D Eff	16	28	4t	30	17	25t	31	21	25t	31	21	4t	7t	32	7t	1t	29
PR Avg	27	12	10	32	2	14	8t	5	3	29	31	15	1	17	11	PR Avg	27	12	10	32	2	14	8t	5	3	29	31	15	1	17	11	24	
KR Avg	7	30	11	26	21	12t	23	16	25	29	22	24	27	31	31	KR Avg	7	30	11	26	21	12t	23	16	25	29	22	24	27	31	9	8	
GPntAv	13	27	22	30	18	20	5	2	10	9	6	19	14	4	32	GPntAv	13	27	22	30	18	20	5	2	10	9	6	19	23	12	31	8	
NPntAv	27	18	26	30	23	1	9	4	11	10	19	18	24	25	32	NPntAv	27	18	26	30	23	1	9	4	11	10	19	8	16	20	29	22	
Pts/Gm	25t	13	5	15	20	19	18	6	4	8t	25t	12	16	21t	2	Pts/Gm	25t	13	5	15	20	19	18	6	4	8t	25t	12	16	21t	2	31	
FG%	31t	13	18	26	8t	5	19	1	25	7	8t	5	19t	9	17	FG%	31t	13	18	26	8t	5	19	1	25	7	8t	22t	27	21	14t	6	