

# NEW YORK JETS

## GAME INFORMATION

Sunday, November 12, 2017 | 1:00 p.m. | CBS | Raymond James Stadium

NEW YORK  
JETS



TAMPA BAY  
BUCCANEERS



## TABLE OF CONTENTS

Contents   Schedule.....	2
Game Notes .....	3
Probable Starters .....	4
Game Preview .....	5
Matchup History.....	6
Connections .....	7
Quote Database.....	9
By The Numbers .....	13
Team Notes.....	14
Todd Bowles.....	20
Coaching Capsules .....	22
Building the Jets.....	27
Roster Breakdown .....	28
Hometown Breakdown.....	29
Social Media Breakdown.....	30
Personnel Moves .....	31
Offensive Statistics .....	34
Defensive Statistics.....	35
The Last Time.....	36
Supplemental Statistics.....	39
Player Participation .....	50
Roster   Experience .....	51
Roster   Position .....	52
Roster   Depth Chart.....	54
Roster   Alphabetical .....	55
Roster   Numerical .....	56



NEW YORK JETS at TAMPA BAY BUCCANEERS | 12|13|09

## PRESEASON SCHEDULE

2-2

<b>1</b>	08 12	Saturday		Tennessee <b>Titans</b>	<b>W</b> , 7-3
<b>2</b>	08 19	Saturday		Detroit <b>Lions</b>	<b>L</b> , 6-16
<b>3</b>	08 26	Saturday		New York <b>Giants</b>	<b>L</b> , 31-32
<b>4</b>	08 31	Thursday		Philadelphia <b>Eagles</b>	<b>W</b> , 16-10

## SEASON SCHEDULE

4-5

<b>1</b>	09 10	Sunday		Buffalo <b>Bills</b>	<b>L</b> , 12-21
<b>2</b>	09 17	Sunday		Oakland <b>Raiders</b>	<b>L</b> , 20-45
<b>3</b>	09 24	Sunday		Miami <b>Dolphins</b>	<b>W</b> , 20-6
<b>4</b>	10 01	Sunday		Jacksonville <b>Jaguars</b>	<b>W</b> , 23-20 (OT)
<b>5</b>	10 08	Sunday		Cleveland <b>Browns</b>	<b>W</b> , 17-14
<b>6</b>	10 15	Sunday		New England <b>Patriots</b>	<b>L</b> , 17-24
<b>7</b>	10 22	Sunday		Miami <b>Dolphins</b>	<b>L</b> , 28-31
<b>8</b>	10 29	Sunday		Atlanta <b>Falcons</b>	<b>L</b> , 20-25
<b>9</b>	11 02	Thursday		Buffalo <b>Bills</b>	<b>W</b> , 34-21
<b>10</b>	11 12	Sunday		Tampa Bay <b>Buccaneers</b>	1:00 p.m. CBS
<b>11</b>	<b>BYE WEEK</b>				
<b>12</b>	11 26	Sunday		Carolina <b>Panthers</b>	1:00 p.m. FOX
<b>13</b>	12 03	Sunday		Kansas City <b>Chiefs</b>	1:00 p.m. CBS
<b>14</b>	12 10	Sunday		Denver <b>Broncos</b>	4:05 p.m. CBS
<b>15</b>	12 17	Sunday		New Orleans <b>Saints</b>	1:00 p.m. CBS
<b>16</b>	12 24	Sunday		Los Angeles <b>Chargers</b>	1:00 p.m. CBS
<b>17</b>	12 31	Sunday		New England <b>Patriots</b>	1:00 p.m. CBS

HOME

ROAD



# Game Notes



## HEADLINES

**TAKEAWAYS:** The Jets entered their Week Nine *Thursday Night Football* matchup against a BUF team that led the NFL with a +14 turnover differential. With no giveaways on offense and three fumbles recovered in the win, the Jets finished the contest with a +3 turnover margin. Overall, the Jets increased their mark to 16 takeaways on the season, which currently is tied for third-most in the league.

Through nine games in 2017, the Jets have already surpassed their 2016 season totals in both interceptions and fumbles recovered.

Stat	2016 No.	2016 Rank	2017 Weeks 1-9	2017 Rank
Total Takeaways	14	t-28th	16	t-3rd
Differential	-20	t-31st	+2	t-13th
Interceptions	8	t-29th	9	t-7th
Fumbles Recovered	6	t-24th	7	t-2nd

**RUSHING DEFENSE:** Since Week Three, the Jets rushing defense has allowed opposing running backs to gain just 3.46 yards per carry, the fifth-lowest average in the league. In that span, the defense has surrendered only one rushing touchdown to opposing running backs, tied for the second-fewest.

### Rushing Defense against Running Backs (Since Week Three)

Team	Att.	Yards	Avg.	TDs
PHI	107	268	2.50	1
CLV	161	421	2.61	2
HST	122	385	3.16	0
TEN	140	464	3.31	1
<b>NYJ</b>	<b>162</b>	<b>561</b>	<b>3.46</b>	<b>1</b>

After giving up 190 rushing yards in the season-opener at BUF (9/10), the Jets defense limited BUF in Week Nine to a season-low 63 rushing yards on 2.9 yards per carry. This marked the 16th time since **Todd Bowles** became head coach that the Jets held an opponent to under 70 yards rushing, the second-most of any team during that time span. Additionally, the Jets held RB LeSean McCoy, who was averaging 109 scrimmage yards entering Week Nine, to just 25 yards from scrimmage.

**PASS RUSH:** The Jets recorded a season-high 7.0 sacks in the Week Nine victory over BUF (11/2), receiving contributions from LB **Jordan Jenkins**, LB **Demario Davis**, LB **Darron Lee**, DL **Muhammad Wilkerson**, DL **Leonard Williams**, DL **Steve McLendon** and DL **Kony Ealy**. On first-and-10 in the fourth quarter, **Ealy** brought down Tyrod Taylor for a five-yard loss, giving the Jets 7.0 sacks on the game, the most since 09/11/16 vs. CIN when they sacked Andy Dalton 7.0 times.

**JOSH McCOWN:** This season, **Josh McCown** ranks in the top 10 in the league in several passing categories.

Statistic	No.	Rank
Completion Percentage	70.4%	2nd
Passer Rating	96.1	10th
Pass Plays of 20+ Yards	27	t-10th
Pass TDs of 20+ Yards	8	t-1st

**McCown** finished the Week Nine victory 14-of-20 for 140 yards and one touchdown to earn a passer rating of 106.2, marking his sixth game of the season with a rating higher than 100.0, joining Alex Smith and Drew Brees as the only other quarterback in the league with five such games. Additionally, by completing 70% of his passes, **McCown** and Brees are the only quarterbacks in the league to complete over 60% of their passes in every game this season.

### Quarterbacks with Five-or-More 100+ Passer Rating Games

Player	Team	100+ Gms.
Alex Smith	KC	7
<b>Josh McCown</b>	<b>NYJ</b>	<b>6</b>
Drew Brees	NO	5

**ROBBY ANDERSON:** During the Week Nine game vs. BUF, WR **Robby Anderson** capped a seven-play, 74-yard drive with a 25-yard touchdown reception from QB **Josh McCown**, marking the third consecutive game **Anderson** found the endzone (becoming the first Jet wide receiver since Eric Decker in 2015 to do so). The touchdown was **Anderson's** ninth reception of more than 20 yards this season, the fourth-most in the NFL.

This season, **Anderson** and WR **Jermaine Kearse** are one of only six wide receiver duos with at least four touchdown receptions each. Of the six, the 104 targets to **Anderson** and **Kearse** rank as the second fewest of any duo.

### Wide Receiver Duos w/ at least Four Touchdowns

Team	Players	Total TDs	Targets
HST	D. Hopkins   W. Fuller V	15	122
GB	J. Nelson   D. Adams	11	96
PHI	N. Agholor   A. Jeffery	10	115
DAL	C. Beasley   D. Bryant	8	112
MIA	J. Landry   K. Stills	8	134
<b>NYJ</b>	<b>R. Anderson   J. Kearse</b>	<b>8</b>	<b>104</b>



## GAME AT A GLANCE

**All-Time Record vs. TB:** 10-1  
**All-Time Record at TB (Away):** 3-1  
**Last Time vs. TB:** W, 18-17 vs. TB (09/08/13)

Coach	HC Experience	Overall W/L	Postseason
Todd Bowles	3rd Season	19-22	0-0
Dirk Koetter	2nd Season	11-13	0-0



## COMMUNICATIONS CONTACTS

Department Social Media on Twitter|Instagram: @NYJetsPR  
 Department Email: [newyorkjets-mediarelations@jets.nfl.com](mailto:newyorkjets-mediarelations@jets.nfl.com)  
 Eric Gelfand ..... [egelfand@jets.nfl.com](mailto:egelfand@jets.nfl.com) ..... [973] 549-4577  
 Bruce Speight ..... [bspeight@jets.nfl.com](mailto:bspeight@jets.nfl.com) ..... [973] 549-4690  
 Jared Winley ..... [jwinley@jets.nfl.com](mailto:jwinley@jets.nfl.com) ..... [973] 549-4683  
 Meghan Gilmore ..... [mgilmore@jets.nfl.com](mailto:mgilmore@jets.nfl.com) ..... [973] 549-4684  
 Nikolaos Filis ..... [nfilis@jets.nfl.com](mailto:nfilis@jets.nfl.com) ..... [973] 549-4857



## BROADCAST COVERAGE

**Television:** CBS  
**Play-by-play:** Kevin Harlan **Analyst:** Rich Gannon  
**Sideline:** Otis Livingston  
**Producer:** Jonathan Segal **Director:** Chris Svendsen  
**Jets Radio:** 98.7 FM WEPN (ESPN Radio)  
**Play-by-play:** Bob Wischusen **Analyst:** Marty Lyons  
**Producer:** Joe Loughran  
**Pre- and Post-Game:** Greg Buttle and Don La Greca

**Jets En Español Radio:** ESPN Deportes Nueva York 1050 AM  
**Play-by-play:** Clemson Smith-Muñiz **Analyst:** Oscar Benitez

**Jets Radio Network:** WCHR - 105.7FM - Ocean, NJ; WHTK - 107.3FM/1280AM - Rochester, NY; WTMM - 104.5FM - Albany, NY



# Probable Starters



## OFFENSE

**WR 11 Robby Anderson** 2nd Season  
Started all nine games this season, recording 31 receptions for a team-leading 483 yards and four touchdowns. Has tallied 15 receptions over 25 yards since 2016, ranking 11th in the NFL. Week Nine vs. BUF (11/2), hauled in a 25-yard touchdown catch, marking his third consecutive game with a receiving touchdown.

**LT 68 Kelvin Beachum** 6th Season  
In his first season with the Jets (2017), has started all nine games, helping block for QB **Josh McCown**, who ranks second in the NFL in completion percentage (70.4).

**LG 77 James Carpenter** 7th Season  
Has not missed a snap this season, playing 2,667 of a possible 2,720 offensive snaps since joining the Jets in 2015 as an unrestricted FA. Is part of a unit that blocked for an offense that totaled 256 rushing yards vs. JAX (10/1), the Jets most since 277 vs. MIA (12/01/14).

**C 76 Wesley Johnson** 4th Season  
Has started in all nine games this season after starting eight of the last nine contests last season. Helped block for a passing offense that threw for 354 yards vs. NE (10/15).

**RG 67 Brian Winters** 5th Season  
Former third-round selection by the Jets (2013) who has started in eight-of-nine games this season. Part of a unit that blocked for an offense that totaled 194 yards on the ground vs. BUF (11/2).

**RT 72 Brandon Shell** 2nd Season  
Second-year tackle who was selected by the Jets in the fifth round (2016). Started in six of the first nine games this season, missing the JAX (10/1), ATL (10/29) and BUF (11/2) matchups due to an injury.

**TE 88 Austin Seferian-Jenkins** 4th Season  
Returned from suspension in Week Three vs. MIA (9/24) and has tallied career highs with 33 receptions for 221 yards and three touchdowns. Logged a three-game touchdown streak from Weeks Five to Seven, including the go-ahead touchdown in the victory at CLV (10/8).

**WR 10 Jermaine Kearse** 6th Season  
Has started in all nine games this season after being acquired via trade with SEA (9/1). Tied for the team lead in touchdowns (four), with all four touchdowns coming on the road, tied for the most in the NFL.

**QB 15 Josh McCown** 15th Season  
15-year NFL veteran who has started all nine games of the 2017 season, earning a passer rating of more than 100 in six of those games. Ranks second in the NFL in completion percentage (70.4), first in completion percentage on third down (74.1) and tenth in passer rating (96.1).

**RB 22 Matt Forté** 10th Season  
Has played in seven-of-nine contests. Since returning from injury in Week Six (10/15), ranks second among NFL running backs with 23 receptions over that span. Rushed for two touchdowns in Week Nine (11/2), the 14th multi-touchdown performance of his career.

**RB 29 Bilal Powell** 7th Season  
Started in six-of-eight games he has appeared in, missing Week Six (10/15) with an injury. Set a career high with 163 rushing yards vs. JAX (10/1) in a game that included the longest run of his career: a 75-yard touchdown. Recorded his second-longest run of his career vs. BUF (11/2) with a 51-yard carry in the third quarter.

## KEY RESERVES

**RB 25 Elijah McGuire** Rookie  
Drafted by the Jets in the sixth-round of the 2017 NFL Draft. Has seen action in all nine games, earning first start vs. NE (10/15). Has tallied 237 yards on 61 carries, including the longest run by a rookie in Jets history on his first-career touchdown, a 69-yarder vs. JAX (10/1).

**TE 83 Eric Tomlinson** 2nd Season  
Since being acquired by the Jets, has appeared in 14 games (11 starts) over two seasons, recording his first career touchdown in Week Eight vs. ATL (10/29) on a 20-yard reception during the opening drive. Has three receptions of over 25 yards, including a career-long 34-yard grab at CLV (10/8).

**FB 44 Lawrence Thomas** 2nd Season  
Second-year player who transitioned from defensive lineman to fullback this season. Has recorded four receptions for 31 yards on the year.

## KICKER

**K 7 Chandler Catanzaro** 4th Season  
Owns a career mark of 83.8% on field goals with a long of 60 yards. Kicked the fifth game-winning field goal of his career with a 41-yarder vs. JAX (10/1) and the longest field goal in Jets history with a 57-yarder at CLV (10/8). Tied for third in the NFL with 11 field goals of more than 40 yards.

## DEFENSE

**DL 92 Leonard Williams** 3rd Season  
Started in all nine games this season, registering 40 tackles and owns the team lead with 13 quarterback hits. Last season (2016), selected to the Pro Bowl and named Curtis Martin Team MVP after totaling career marks in both tackles and sacks.

**DL 99 Steve McLendon** 8th Season  
In his second year with the Jets after signing as an unrestricted free agent, playing in 19 contests (15 starts) as part of a run defense that has held their opponent to under 70 yards ten times in the past two seasons.

**DL 96 Muhammad Wilkerson** 7th Season  
Has started in all nine games this season, totaling 36 tackles. Over the past two weeks, has totaled 15 tackles (three for loss), an interception at MIA (10/29), two sacks, six quarterback hits and 3 passes defended.

**OLB 95 Josh Martin** 5th Season  
Has appeared in seven-of-nine games (one start) this season, missing Weeks Four (10/1) and Five (10/8) due to injury. Ranks second on the team with six tackles for loss and third on the team with nine special teams tackles.

**ILB 58 Darron Lee** 2nd Season  
Has started in all nine games this season, totaling 72 tackles including a team-high seven for loss. Tied or led the team in tackles in Weeks Six vs. NE (10/15), Seven at MIA (10/22) and Nine vs. BUF (11/2). Tied for second on the team with 2.0 sacks.

**ILB 56 Demario Davis** 6th Season  
Former third-round draft pick (2012) who re-joined the Jets via trade with CLV (6/1). Leads the team with 95 tackles and has at least shared for a team lead in tackles in eight of the first nine games, reaching the double-digit plateau in seven.

**OLB 48 Jordan Jenkins** 2nd Season  
Second-year linebacker who has started eight-of-nine games this season, totaling 25 tackles. Tallied his first-career multi-sack performance with 2.0 sacks and a forced fumble in Week Nine vs. BUF (11/2).

**CB 41 Buster Skrine** 7th Season  
Started the eight-of-nine games this season, missing Week Eight vs. ATL (10/29) due to an injury, totaling 39 tackles. Recorded a forced fumble at OAK (9/17), a sack in the victory vs. MIA (9/24), led the Jets secondary in tackles vs. JAX (10/1) with six and had two takeaways vs. NE (10/15) on a fumble recovery and interception.

**CB 21 Morris Claiborne** 6th Season  
Started the first eight games this season, missing Week Nine vs. BUF (11/2), registering 29 tackles and seven passes defended. Shifted momentum against CLV (10/8) with a career-long 28-yard interception return that set up the Jets go-ahead touchdown.

**SS 33 Jamal Adams** Rookie  
The Jets first-round pick in the 2017 NFL Draft (sixth overall). Has started in all nine games of the 2017 season, registering 42 total tackles, four PDs, including one at MIA (10/22) that led to an interception, 2.0 sacks for 18 yards and two fumbles recovered.

**FS 26 Marcus Maye** Rookie  
Drafted by the Jets in the second round of the 2017 NFL Draft. Has started in all nine games of the 2017 season. Tied for the team lead with two interceptions and leads the secondary with 45 tackles.

## KEY RESERVES

**LB 47 David Bass** 5th Season  
Signed as a free agent (9/21) after spending time with SEA and TEN. Recorded a sack in each of his first two games with the Jets before earning starts at CLV (10/8) and MIA (10/22).

**S 23 Terrence Brooks** 4th Season  
Joined the Jets via trade with PHI (8/27). In the victory vs. MIA (9/24), registered a career-high with two INTs (the second and third of his career) and three passes defended.

**DL 94 Kony Ealy** 4th Season  
Claimed (NE) by the Jets (8/27) prior to the start of the season. Has appeared in eight of the first nine contests (three starts), missing the Week Five game at CLV (10/8) with an injury. Leads the team in passes defended (eight), which includes the most in a single game in franchise history by a defensive lineman with four vs. JAX (10/1).

**CB 27 Darryl Roberts** 3rd Season  
Has appeared in eight of the first nine games this season (four starts), missing the CLV game (10/8) with an injury. Registered a single-game career-best seven tackles and one pass defended vs. MIA (9/24).

## PUNTER

**P 4 Lachlan Edwards** 2nd Season  
Has placed 19 punts inside the 20-yard line this season, tied for second best in the NFL, while accumulating a 42.0 net punting average. Set the NFL record for longest overtime punt of 70 yards in Week Four vs. JAX (10/1).



# Game Preview

## MATCHUP

### NEW YORK JETS

<b>Total Offense</b>	310.4	22nd
<b>Passing Offense</b>	203.8	25th
<b>Rushing Offense</b>	106.7	18th
<b>Scoring Offense</b>	21.1	18th
<b>Sacks Allowed</b>	26.0	t-25th
<b>Third Down Offense</b>	39.2%	16th
<b>Red Zone Offense</b>	61.1%	6th
<b>Total Defense</b>	355.3	24th
<b>Passing Defense</b>	234.3	19th
<b>Rushing Defense</b>	121.0	24th
<b>Scoring Defense</b>	23.0	18th
<b>Sacks</b>	18.0	t-18th
<b>Third Down Defense</b>	39.7%	17th
<b>Red Zone Defense</b>	58.6%	t-23rd
<b>Takeaways</b>	16	t-3rd
<b>Giveaways</b>	14	t-24th

### TAMPA BAY BUCCANEERS

<b>Total Defense</b>	389.0	28th
<b>Passing Defense</b>	272.4	30th
<b>Rushing Defense</b>	116.6	22nd
<b>Scoring Defense</b>	24.8	t-25th
<b>Sacks</b>	8.0	32nd
<b>Third Down Defense</b>	49.6%	32nd
<b>Red Zone Defense</b>	58.6%	t-23rd
<b>Total Offense</b>	354.5	13th
<b>Passing Offense</b>	272.6	3rd
<b>Rushing Offense</b>	81.9	28th
<b>Scoring Offense</b>	19.8	21st
<b>Sacks Allowed</b>	17.0	t-11th
<b>Third Down Offense</b>	36.8%	22nd
<b>Red Zone Offense</b>	56.5%	11th
<b>Takeaways</b>	12	t-12th
<b>Giveaways</b>	13	t-20th

## STATISTICAL LEADERS

Category	Jets	No.	Category	Buccaneers	No.
Completion Percentage	McCown	70.4%	Completion Percentage	Winston	61.4%
Passing Yards	McCown	1,980	Passing Yards	Winston	1,920
Passer Rating	McCown	96.1	Passer Rating	Winston	87.3
Rushing Yards	Powell	390	Rushing Yards	Martin	254
Rushing Touchdowns	McCown	3	Rushing Touchdowns	Martin	2
Receptions	Seferian-Jenkins	33	Receptions	Evans	40
Receiving Yards	Anderson	483	Receiving Yards	Evans	532
Receiving Touchdowns	Two Tied	4	Receiving Touchdowns	Two Tied	4
Yards from Scrimmage	Powell	530	Yards from Scrimmage	Evans	532
First Downs	Two Tied	20	First Downs	Evans	31
Tackles	Davis	95	Tackles	Beckwith	48
Sacks	Davis	3.5	Sacks	Three Tied	2.0
Interceptions	Two Tied	2	Interceptions	Five Tied	1
Forced Fumbles	Lee	2	Forced Fumbles	David	4
Special Teams Tackles	Miles	13	Special Teams Tackles	Four Tied	3
Punt Return Average	Kerley <sup>RSUS</sup>	5.3	Punt Return Average	Reedy	8.6
Kick Return Average	Stewart	19.2	Kick Return Average	Reedy	20.7
Scoring Non-Kicking	Two Tied	24	Scoring Non-Kicking	Two Tied	24
Scoring	Catanzaro	65	Scoring	Folk	25

<sup>RSUS</sup>Reserve/Suspended by Commissioner

# Matchup History



OVERALL: 10-1				HOME: 7-0				AWAY: 3-1			
11/14/76	TAMPA BAY	W	34-0	12/30/90	at Tampa Bay	W	16-14	10/09/05	TAMPA BAY	W	14-12
12/12/82	TAMPA BAY	W	32-17	09/01/91	TAMPA BAY	W	16-13	12/13/09	at Tampa Bay	W	26-3
12/16/84	at Tampa Bay	L	21-41	12/14/97	TAMPA BAY	W	31-0	09/08/13	TAMPA BAY	W	18-17
11/17/85	TAMPA BAY	W	62-28	09/24/00	at Tampa Bay	W	21-17	11/12/17	at Tampa Bay		

## SINGLE-GAME RECORDS:

### PASSING YARDS

Player	Cmp/Att	Yds	Date
1. Ken O'Brien	23/30	367	11/17/85
2. Geno Smith	24/38	256	09/08/13

### PASSING TOUCHDOWNS

Player	TDs	Date
1. Ken O'Brien	5	11/17/85
2. Ken O'Brien	2	12/16/84

### RUSHING YARDS

Player	Att	Yds	Date
1. Clark Gaines	27	103	11/14/76
2. Thomas Jones	23	99	12/13/09

### RUSHING TOUCHDOWN

Player	TDs	Date
1. Four Tied, Most Recently Thomas Jones	2	12/13/09

### RECEPTIONS

Player	Rec	Date
1. Curtis Martin	8	09/24/00
2t. Mickey Shuler	7	11/17/85
Kellen Winslow	7	09/08/13

### RECEIVING YARDS

Player	Rec	Yds	Date
1. Al Toon	6	133	11/17/85
2. Laveranues Coles	6	89	10/09/05

### RECEIVING TOUCHDOWNS

Player	TDs	Date
1. Mickey Shuler	3	11/17/85
2t. Nine Tied, Most Recently Kellen Winslow	1	09/08/13

### MOST FIELD GOALS

Player	FG	Date
1. Jay Feely	4/5	12/13/09
2. Three Tied, Most Recently Nick Folk	3/3	09/08/13

## LONGEST PLAYS:

### LONGEST PASSING PLAY

Player	Yds	Date
1. Ken O'Brien to Al Toon	78t	11/17/85
2. Ken O'Brien to Mickey Shuler	49	12/16/84

### LONGEST RUSHING PLAY

Player	Yds	Date
1. Blair Thomas	35	12/30/90
2. Thomas Jones	33t	12/13/09

## THE LAST TIME:

### 300-YARD PASSER

By JETS: 367 (23-30 | 5 TD | 1 INT), Ken O'Brien, 11/17/85  
By OPP: Never

### 100+ QUARTERBACK RATING

By JETS: 142.6 (23-30 | 5 TD | 1 INT), Ken O'Brien, 11/17/85  
By OPP: 129.5 (26-34 | 3 TD | 1 INT), Steve DeBerg, 12/16/84

### 100-YARD RUSHER

By JETS: 103 (27 att. | 1 TD), Clark Gaines, 11/14/76  
By OPP: 103 (31 att. | 2 TD), James Wilder, 12/16/84

### 100-YARD RECEIVER

By JETS: 133 (6 rec. | 1 TD), Al Toon, 11/17/85  
By OPP: 154 (7 rec. | 0 TD), Vincent Jackson, 09/08/13

### MULTI-TOUCHDOWN PERFORMANCE

By JETS: 2 (2 rush TDs), Thomas Jones, 12/13/09  
By OPP: 2 (2 rush TDs), James Wilder, 11/17/85

### SPECIAL TEAMS RETURN TOUCHDOWN

By JETS: 101-yard Kickoff Return, Leon Johnson, 12/14/97  
By OPP: Never



## NFL CONNECTIONS

LB <b>Julian Stanford</b> (2012) & TE <b>Neal Sterling</b> (2015-16)	P <b>Bryan Anger</b> (2012-15)	
LB <b>David Bass</b> (2013-14), RB <b>Matt Forté</b> (2008-15) & QB <b>Josh McCown</b> (2011-13)	DB <b>Chris Conte</b> (2011-14) & RB <b>Jacquizz Rodgers</b> (2015)	
DL <b>Kony Ealy</b> (2014-16)	DB <b>Robert McClain</b> (2015) & LB <b>Adarius Glanton</b> (2014)	
G <b>James Carpenter</b> (2011-14) & WR <b>Jermaine Kearse</b> (2012-16)	G <b>J.R. Sweezy</b> (2012-15), DT <b>Clinton McDonald</b> (2011-13) & DT <b>Sealver Siliga</b> (2016)	
LB <b>Demario Davis</b> (2016), QB <b>Josh McCown</b> (2015-16), DL <b>Xavier Cooper</b> (2015-16) & CB <b>Buster Skrine</b> (2011-14)	K <b>Patrick Murray</b> (2016) & S <b>T.J. Ward</b> (2010-13)	
CB <b>Morris Claiborne</b> (2012-16)	DE <b>Ryan Russell</b> (2015) & CB <b>Deji Ovatoye</b> (2015)	
LB <b>Julian Stanford</b> (2013-15)	DE <b>Darryl Tapp</b> (2014-15)	

## COACHING CONNECTIONS

<b>Robert Nunn</b> (2005-08)		<b>Mark Duffner</b> (2003-05)	
<b>Kacy Rodgers</b> (2008-14)		<b>Mark Duffner</b> (2014-15)	
<b>Steve Marshall</b> (2002-05)		<b>Jon Hoke</b> (2002-08)	
<b>Dennard Wilson</b> (2008-11) & <b>Jeremy Bates</b> (2012)		<b>Jon Hoke</b> (2009-14) & <b>Tim Spencer</b> (2004-12)	
<b>John Morton</b> (2005)		<b>Carlos Polk</b> (2001-07)	
<b>Kacy Rodgers</b> (2003-07)		<b>George Warhop</b> (2003-04)	
<b>Brant Boyer</b> (2009)		<b>George Warhop</b> (2009-13)	

## FORMER BUCCANEERS

- JEREMY BATES** (Quarterbacks Coach)  
Worked as an offensive quality control coach for TB for two seasons (2002-03), before serving as an assistant quarterbacks coach in 2004.
- BRUCE CARTER** (Linebacker)  
Spent the 2015 season with TB, appearing in 14 games.
- JOSH MARTIN** (Linebacker)  
Spent the 2015 season with TB, appearing in two games.
- JOSH McCOWN** (Quarterback)  
Spent the 2014 season with TB, starting all 11 games in which he appeared. Recorded 2,206 passing yards and 11 touchdowns on 327 attempts.
- ROBERT NUNN** (Defensive Line Coach)  
Spent the 2009 season with TB, serving as one of two defensive line coaches.
- AUSTIN SEFERIAN-JENKINS** (Tight End)  
Drafted by TB in the second-round of the 2014 NFL Draft. Spent the 2014-16 seasons with TB, recording 45 receptions for 603 yards and seven touchdowns.

## COLLEGE CONNECTIONS

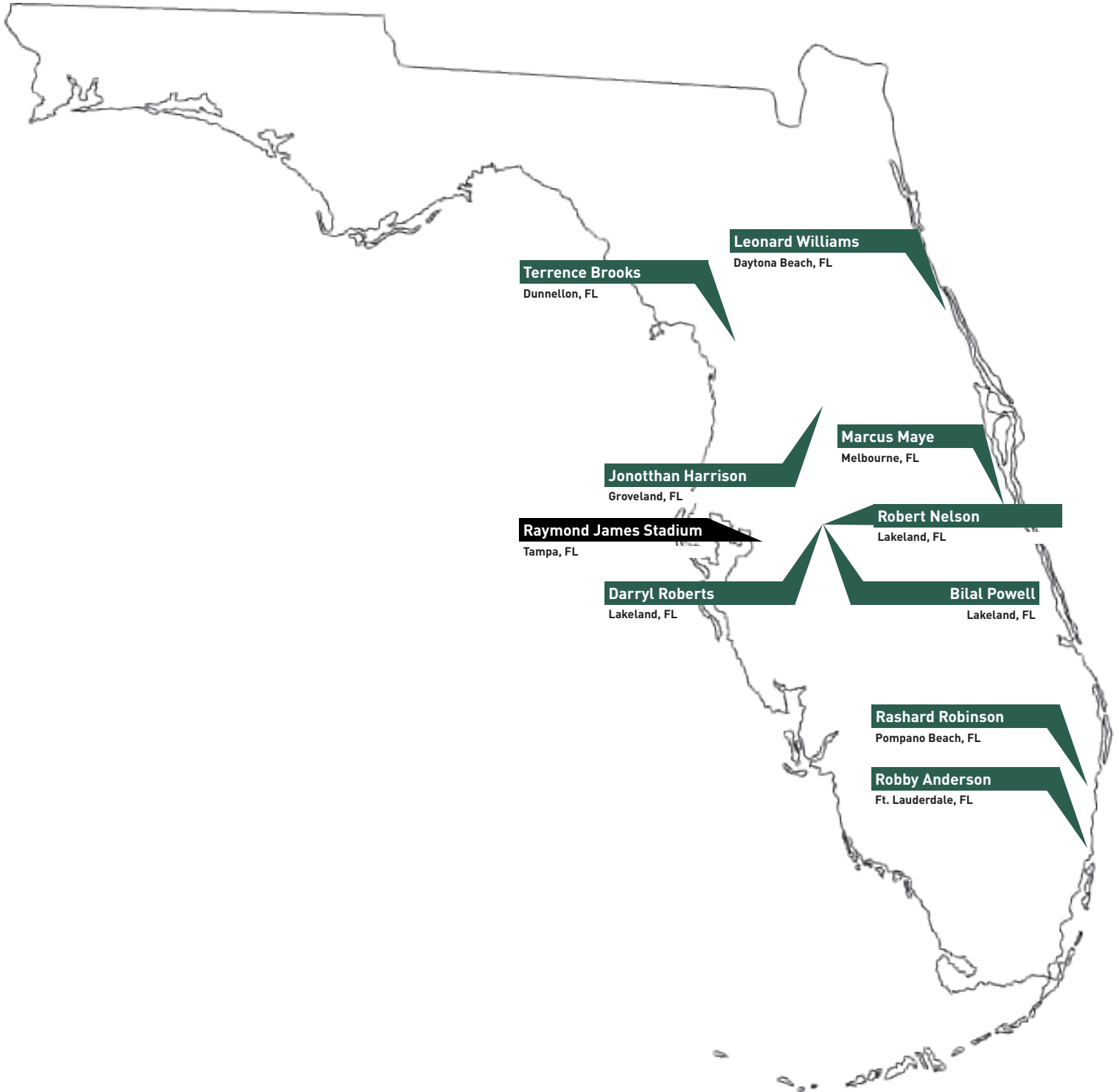
S <b>Jamal Adams</b> (2014-16) & CB <b>Rashard Robinson</b> (2013-14)		LB <b>Kwon Alexander</b> (2012-14)	
LB <b>David Bass</b> (2009-12)		T <b>Leonard Wester</b> (2009-12)	
DB <b>Terrence Brooks</b> (2010-13)		QB <b>Jameis Winston</b> (2013-14)	
CB <b>Justin Burris</b> (2011-15)		G <b>J.R. Sweezy</b> (2008-11)	
K <b>Chandler Catanzaro</b> (2009-13) & WR <b>Jordan Leggett</b> (2013-16)		WR <b>Adam Humphries</b> (2011-14)	
LB <b>Obum Gwacham</b> (2010-13)		RB <b>Jacquizz Rodgers</b> (2008-10)	
QB <b>Christian Hackenberg</b> (2013-15)		WR <b>Chris Godwin</b> (2014-16)	
C <b>Jonathan Harrison</b> (2009-13) & S <b>Marcus Maye</b> (2012-16)		CB <b>Vernon Hargreaves</b> (2013-15)	
WR <b>ArDarius Stewart</b> (2013-16)		TE <b>O.J. Howard</b> (2013-16)	

## FORMER JETS

- RYAN FITZPATRICK** (Quarterback)  
Spent two seasons with the Jets (2015-16), recording 6,615 passing yards on 953 attempts and 43 touchdowns.



## AREA CONNECTIONS







## TODD BOWLES

“Todd and I have a very good working relationship. We work very closely together. We communicate constantly. We both have the same vision for what we want to achieve here and that includes ownership too in terms of Woody (Johnson). We are all working towards that common goal. ... I think the world of Todd and I think I really like what he has done with this offseason, not only with the team and working with the players with some of the coaches he has brought in.”

• General Manager **MIKE MACCAGNAN** [07|31|17]

(On how he feels about the Jets culture right now...) “I think we’re in a great place just because (Head) Coach (Todd) Bowles laid out an environment where we come in and compete, we work hard. Really it started way back in the offseason, but (he) just did things to help shape and cast a vision for us of what we want to become and then challenge us to hold that standard, and really and truly watch the vets on this team come together and establish that. Whether it was Leo (Leonard Williams), or Steve (McLendon), or Mo (Muhammad Wilkerson), or Brian (Winters) – just these guys coming together, have been here a while and saying, “This is how we want it to be, and then let’s hold everybody to those things,” and so that’s been really good. I think it’s a good environment right now for us.”

• QB **JOSH McCOWN** [08|15|17]

(On what made him believe in this team from the beginning...) “For us in here, it’s just been putting in the work and getting to know each other and the chemistry coming together. You can see a lot from that standpoint. Now, you still have to execute, but it started in the spring and those guys have built it all the way until now. We still have some ways to go and we take some bumps in the road, but those guys stick together. They love being around each other and love playing together, so you have that kind of chance to win if you have those kind of things around you.”

• Head Coach **TODD BOWLES** [11|03|17]

## KEVIN GREENE

“Kevin is a ball of fun every day and his energy is infectious. Kevin has a famous saying, “You have to have a hunter’s heart.” To sit in the room with him every day, you feel his energy and those guys feed off of him. He’s laid a really high expectation for them. He wants the group to look like him in how they play should look and it’s really contagious. He’s tremendous.”

• Defensive Coordinator **KACY RODGERS** [08|15|17]

## JOHN MORTON

“I think the thing that Johnny Mo (Morton) does a good job of is that he’s been exposed to a lot of football and so take in, I think a lot of people have, but sometimes I think you forget some of the exposure that you have – you might go to this group and you forget how you ran the play – he’s able to pull from different places he has been and he remembers the plays and says, “This will work about against this group, this will work against that group.” I think that’s a strength for him and for us it’s as we get a game plan, he really knows how he wants to attack somebody, so yeah I would say very creative in that regard because he has a wide range of knowledge because of all of the places he’s been and the different guys he has been able to work with.”

• QB **JOSH McCOWN** [09|27|17]

“I think John has done a great job considering the pieces that he has to add – it seems like we’re adding a guy every other week. Just blending those guys together and figuring out what they can do and still trying to get his offense off the ground. Some things we have to come along (from a) continuity standpoint, but from a management standpoint and calling plays and getting those guys to gel, he’s been outstanding.”

• Head Coach **TODD BOWLES** [10|11|17]

# 33

## JAMAL ADAMS

“We’ve talked about these two young safeties for a while now. I think they’re gifted young players, special players. Not just physically, but their approach and how they carry themselves.”

• QB **JOSH McCOWN** [08|05|17]

“He had some good plays. He’s an exciting player. He did a lot of things the right way. He brings a lot of emotion with him. He got the team behind him, and got them into it.”

• Head Coach **TODD BOWLES** [09|24|17]

(On why Adams graded well in his first NFL game..) “It wasn’t so much just the plays. His eyes were good. His reads were good. Everything he did, he did it the right way. He made tackles when opportunities presented themselves. He made the plays he was supposed to make. He had a good ball game.”

• Head Coach **TODD BOWLES** [09|11|17]



11

## ROBBY ANDERSON

“He’s playing at a high level. We’ve said it all along, Robby has tremendous speed and because of that he’s always going to be able to impact the play whether the ball is going to him or not because you have to account for him. He continues to do things that impress us, and you realize there’s other things that he can do and you utilize him more doing this route or that route, and so his talent is obviously allowing Coach (John) Morton and the guys to come up with things that will help our team, and that’s a good thing for us.”

• QB **JOSH McCOWN** [08|15|17]

4

## LACHLAN EDWARDS

“I think that I told you guys early in the spring that I thought he would be one of the biggest improvements on this team that I’ve noticed. He really worked hard in the offseason and I’m sticking with that prediction. He became a pro over the offseason, learned how to prepare himself and take care of his body, and it takes some time. Is he a finished product? No, he’s not. But at some point you’re going to have a hell of a punter here, and I think you’re starting to see the very early signs of the progression of what you’re going to have here, and he’s going to be a very, very good player here.”

• Special Teams Coordinator **BRANT BOYER** [09|28|17]

32

## JUSTON BURRIS

“JB has really taken some big strides. We watch him and we’re sitting there like, this guy is physical, and he’s fast. Athletically, he can do everything we ask him, and the other night he didn’t disappoint, so right now he’s battling every day and so far we’re pleased with where he’s at.”

• Defensive Coordinator **KACY RODGERS** [08|15|17]

42

## THOMAS HENNESSY

“He’s done a heck of a job, just last week alone. His snaps have been really solid. His velocity has been really good. His blocking has been really good, but last week alone in coverage, he had two tackles and a forced fumble as a long snapper and that is damn good. I don’t know if I’ve seen very many snappers in my whole career that is like that as a coach or a player, that has covered like that. He’s done that nice of a job. He’s done a heck of a job since he’s been here.”

• Special Teams Coordinator **BRANT BOYER** [10|12|17]

56

## DEMARIO DAVIS

“Mentally, he’s sharper. He’s in a different place mentally. He got to play MIKE in Cleveland, and he’s played MO here before so (in) combining the two experiences, he’s a lot smarter understanding the defense and knowing when he can cheat and disguise as things and when he can’t so, mentally, he’s a lot sharper. But that comes with experience.”

• Head Coach **TODD BOWLES** [08|03|17]

(On the difference in Davis this year versus his first stint with the Jets...) “He’s night and day from a mental standpoint, the way he’s reshaped his body, his dedication, his study habits. Everything that he’s doing now, probably he didn’t have to do it two years ago because David ran the show, but now that he’s running the show – and I think his time in Cleveland has helped him develop into a great football player.”

• Head Coach **TODD BOWLES** [10|12|17]

10

## JERMAINE KEARSE

“He obviously makes plays, he catches the ball, makes tough catches in traffic, strong hands, and so those things, obviously you see it on tape, those are the things that as a quarterback, those down and distances when you have to have it and the throw is going to be tight and they’re going to be contested, you want the guy that you can rely on, the guy that you know you can throw it around and they’re going to put themselves in the best position to catch the ball and to make the conversion. He has shown that last week in Buffalo and yesterday.”

• QB **JOSH McCOWN** [09|18|17]

“Guys who are as smart and tough and understand the game, he’s got a Super Bowl ring. He’s helped out, not only us as a team, but the receiver room. He’s got a good presence about him, just like Josh McCown as a quarterback, the veteran leadership. When you have a guy like that, he’s very poised when he plays. The game slows down for him. It’s great to have him right now doing the things that he’s doing.”

• Offensive Coordinator **JOHN MORTON** [09|21|17]



58

**DARRON LEE**

"I'm really pleased with the way he came back from OTA's to here...he worked his butt off over the summer. Then you see him right now in practice taking the step forward from his rookie year. It seems like the game is slowing down for him a little bit and we're expecting a lot of D. Lee this year."

- Defensive Coordinator **KACY RODGERS** [08|15|17]

"He studies hard, he's determined to be a good player and he puts in the work. He puts in a lot of work. I'm proud of the way he's playing."

- Head Coach **TODD BOWLES** [11|03|17]

95

**JOSH MARTIN**

(On what makes Josh Martin so good on special teams...) "He cares. I think that he's one of those guys that – Josh Martin is a man, now – and he is big, and he's strong, and he's hard as hell to block. He's a guy that, when I was playing, those kind of guys are hard as hell to block because they can beat you with speed, they can beat you with pass rush moves, they can beat you with strength and power. He is a hell of a player and he's great in the locker room, takes a leadership role, him and Rontez Miles and those guys do a great job of taking a leadership role. They always know their stuff. They don't make mental errors. They play their ass off every week, and that's exactly what you want as a coach. If you have 11 of those guys playing for you, you'll win a hell of a lot of games."

- Special Teams Coordinator **BRANT BOYER** [09|21|17]

26

**MARCUS MAYE**

(On his thinking behind starting two rookies, Jamal Adams and Marcus Maye, at safety...) "They can play. It's rare that these type of things happen, but those two guys showed so much in the spring in what we brought them along with, they can only get better. Their maturity level, as far as learning the plays, exceeded what we wanted for our expectations as a rookie, so we think those guys are ready to play."

- Head Coach **TODD BOWLES** [07|30|17]

"We've talked about these two young safeties for a while now. I think they're gifted young players, special players. Not just physically, but their approach and how they carry themselves."

- QB **JOSH McCOWN** [08|05|17]

15

**JOSH MCCOWN**

"Like I said, he's a veteran guy. He's seen a lot of football. The game is easy for him. Things that break down – he figures it out. You saw he did a good job scrambling. He made some big plays scrambling. That was key in the game and he's doing a heck of a job. He's spinning the ball, he's finding the right guys – making good decisions. He took care of the ball last week, besides the one fumble, but I love what he's doing right now."

- Offensive Coordinator **JOHN MORTON** [09|21|17]

(On if the outside perception of his signing with the Jets bothered him at all...) "No. Obviously, it's part of being in this business, and when you have draft picks invested in younger guys and you bring in an older guy, unless you're within the organization – if you're outside looking in and reading into the situation, totally understandable, so it didn't bother me at all. Like I said, I had opportunities to go several places and to go and be a backup, and I had an opportunity here to come and play and compete, and for me, where I was at in my career and what I wanted to accomplish, I wanted to play and continue to grow and get better. There's a level of play that as a competitor and as a player you believe you're capable of, and I think for me it was chasing that and going, 'You know what, let's see if I can play at this level.' Obviously, once Jeremy Bates and those guys reached out to me, I met with Coach (John) Morton and saw what we were going to do offensively, and you go, 'OK, I'm going to have an opportunity to do that here,' and then it made sense, so for me that was my mindset coming here. I can certainly see why other people would read into it a different way, but as a player you don't think that way, or at least I don't. You go in with the mindset that you're going to play your best football."

- QB **JOSH McCOWN** [11|03|17]

45

## RONTEZ MILES

“Rontez is a spark, to say the least. I think he’s a guy that, just like I said about Josh Martin last week, he’s a guy that enjoys ball and really enjoys playing, and guys gravitate to people around a team like that. I know one thing, that I loved to play with guys like him and Josh Martin and the core group of guys that we have here like that – the Julian Stanfords and the Bruce Carters, and guys like that. Any guys that love ball like that and have that kind of magnetic personalities, you love to play with guys like that, so Tez (Miles) will definitely help us if he’s out there. Really looking forward to having him back if he is, and he definitely helps us big time.”

- Special Teams Coordinator **BRANT BOYER** [09|28|17]

38

## AUSTIN SEFERIAN-JENKINS

“Because he is in a different spot mentally, you see a different player, and I think that goes on and off the field. We see a lot of things in him. He wants to be the best, and he wants to help the organization and show that he can be the best, and obviously when you get somebody like that that turns their life around, they listen to everything you’re trying to tell them and they try to apply it, and that’s what he’s doing.”

- Head Coach **TODD BOWLES** [10|18|17]

(On how much of a difference he sees in Seferian-Jenkins between his rookie year in Tampa Bay and now...) “It’s huge. It’s a complete 180 from where he was. The biggest thing is just his attitude, his overall approach when it comes to work, and his consistency. That was the thing. There would be days, kind of like how he is now. He would have some of those days but then there would be some days where there would be lulls where he would be a different guy. Now, Austin comes to work every day and he’s the same guy. He works hard, he’s positive and he’s trying to make himself better. Just from a personal standpoint to see it, you know what he’s gone through, to accomplish what he has and then also on the field to see him flourishing, it makes you proud. For me, just to see him as a rookie to now, I think the sky’s the limit for him and he’s doing really good.”

- QB **JOSH McCOWN** [10|18|17]

96

## MUHAMMAD WILKERSON

“In dealing with Mo, we’re kind of looking at him and the things he’s done in the offseason, and the thing that’s really stood out is his leadership. He’s the guy that’s calling the team up. He’s the guy that’s encouraging people to come together and do this. But the stuff he’s doing on the field, I’m really pleased with where he is right now.”

- Defensive Coordinator **KACY RODGERS** [08|15|17]

92

## LEONARD WILLIAMS

(On what he expects from Williams this season)... “Nothing less than what he showed you last year. A lot of talent. People say the sky’s the limit, well the only limit is him. He doesn’t have a limit. He can grow as long as he wants to go. It’s not the sky. Because what if he reaches all his goals, I feel like he has more to reach then. He can reach all his goals in one year. If he reaches them, that means he hits the sky. That means there’s no limit for him.”

- DL **STEVE McLENDON** [07|28|17]





# By The Numbers

3

The Jets have recorded three red zone takeaways this season, tied with BLT and SF for most in the league.

5

Following a two INT performance in the Week Three victory over MIA (9/24), S **Terrence Brooks** became just the fifth Jets safety to win AFC Defensive Player of the Week.

6

After throwing for 354 yards vs. NE (10/15) (his first 300-yard passing game with the Jets), QB **Josh McCown** has now tallied a 300-yard passing game for six different franchises.

6.7%

The Jets defense held MIA (9/24) to a combined total of 1-of-15 on third and fourth down conversions, the lowest mark by a Jets opponent since they held MIA to 0% in London (10/04/15).

7

In Week Nine vs. BUF (11/2), the Jets sacked QB Tyrod Taylor seven times, the most by a Jets team since 09/11/16 vs. CIN.

8

With a team-high eight passes defended, DL **Kony Ealy** is the only defensive lineman since 1994 to lead the Jets in passes defended after eight weeks of the season.

13

In Week Four (10/1), the Jets reached 200 yards on just 13 carries after **Elijah McGuire's** 69-yard touchdown run, marking the fewest rushing attempts in team history to produce 200 yards.

16

The Jets have recorded 16 takeaways, tied for third most in the NFL, including seven fumble recoveries, the second-most in the league.

19

P **Lachlan Edwards** has placed 19 punts inside the opponents 20-yard line this season, tied for the second most in the NFL.

33

Since returning to the team in Week Three, TE **Austin Seferian-Jenkins** is third in the NFL among tight ends with 33 receptions.

40

K **Chandler Catanzaro** is one of only six kickers in the NFL to successfully convert 10 field goal attempts of 40+ yards in 2017.

57

In Week Five (10/8), K **Chandler Catanzaro** connected on a 57-yard field goal, the longest in franchise history, breaking the previous record of 56 yards.

60%

QB **Josh McCown** has completed over 60% of his passes in all nine games this season, joining Drew Brees as the only quarterbacks to achieve this feat in each game this season.

69

In Week Three (9/24), WR **Robby Anderson** scored on a career-long 69-yard reception, marking the Jets longest touchdown reception since **Quincy Enunwa's** 69-yard catch vs. BLT (10/23/16).

70

In Week Four (10/1), P **Lachlan Edwards** recorded a 70-yard punt in overtime, the longest overtime punt in NFL history.

75

In Week Four (10/1), RB **Bilal Powell** registered a career-long 75-yard touchdown run, which is tied for the league's third-longest run of the season.

74.1%

QB **Josh McCown's** 74.1% completion rate on third down this season leads the NFL, while his 711 third-down yards ranks third.

83

In the two games against MIA this season, the Jets have held the Dolphins rushing offense to a combined 83 yards, the fourth-lowest rushing total the Jets have held a divisional opponent to over a season in franchise history.

95

LB **Demario Davis** has recorded 95 tackles this season, the most on the team and the most through nine games in his career. **Davis** has tallied double digit tackles in six-of-nine games.

97

In Week Five (10/8), the offense went 97 yards down the field in 4:26 to extend the lead to 10 points in the fourth quarter. The 97-yard drive was the longest on the road since the Jets went 98 yards at BUF (11/24/96).

256

Led by the duo of **Bilal Powell** and **Elijah McGuire**, the Jets rushing offense totaled 256 yards in Week Four, the most since a 277-yard outburst vs. MIA (12/01/14).

344

RB **Matt Forté** is only 344 rushing yards away from totaling 10,000 in his career. **Forté** would become the 30th player in NFL history to achieve this mark.

1,294

The Jets trio of **Matt Forté**, **Bilal Powell** and **Elijah McGuire** have combined for 1,294 yards from scrimmage, the third-most of any running back trio in the NFL.

2,667

Since joining the Jets in 2015, G **James Carpenter** has been on the field for 2,667 of a possible 2,720 offensive plays, the most by a Jet during that time span.



33

## JAMAL ADAMS

Week Three vs. MIA (9/24), first-round pick S **Jamal Adams** recorded his first career sack, bringing down Jay Cutler for a loss of 10 yards. **Adams** sacked Cutler again in Week Seven at MIA (10/22), bringing his season total to 2.0 sacks, tying him for the most in the NFL by a secondary player this season. **Adams** also batted a Jay Cutler pass at the line of scrimmage, leading to an interception by teammate DL **Muhammad Wilkerson**. **Adams'** 45 tackles this season rank fourth on the team and second among rookie secondary players, behind only teammate S **Marcus Maye**.

### Rookie Secondary Tackle Leaders

Player	Team	Pos.	Tackles
<b>Marcus Maye</b>	<b>NYJ</b>	<b>S</b>	<b>45</b>
<b>Jamal Adams</b>	<b>NYJ</b>	<b>S</b>	<b>42</b>
Adoree' Jackson	TEN	CB	35
Shaquill Griffin	SEA	CB	33
Josh Jones	GB	S	34

Week Nine vs. BUF (11/2), **Adams** recorded his second consecutive game with a fumble recovery when S **Marcus Maye** forced a fumble on TE Nick O'Leary late in the third quarter, allowing **Adams** to recover the fumble at NYJ 31.

11

## ROBBY ANDERSON

Since entering the league as an undrafted free agent in 2016, WR **Robby Anderson** ranks among the NFL's best with 15 receptions of 25 yards or more. Additionally, of the 45 wide receivers with at least 10 receptions of 25 yards or more since 2016, **Anderson** has the fourth fewest targets with just 135.

### NFL Big Plays Receiving Since 2016

Player	Team	Rec. of 25+	Tgt.
Chris Hogan	NE	13	112
Kenny Stills	MIA	13	128
Tedd Ginn, Jr.	NO	13	131
<b>Robby Anderson</b>	<b>NYJ</b>	<b>15</b>	<b>135</b>
Kenny Britt	CLV	13	139

In the second quarter of the Week Three home opener against MIA (9/24), **Anderson** logged the longest play of his career when he connected with QB **Josh McCown** on a 69-yard touchdown reception.

Week Four vs. JAX (10/1), **Anderson** logged a 41-yard reception on a third-and-seven in the fourth quarter, marking his second consecutive week with a reception of longer than 40 yards.

Week Six vs. NE (10/15), **Anderson** hauled in four receptions for 76 yards, an average of 19.0 yards per reception. Among qualified wide receivers, **Anderson** ranks eight in the league in yards per catch (16.1).

Week Eight vs. ATL (10/29), **Anderson** scored a touchdown for the second consecutive game on a 24-yard strike from **McCown**. **Anderson** eclipsed 100 receiving yards in the game for the first time in his career, finishing with six receptions for 104 yards.

Week Nine vs. BUF (11/2), **Anderson** logged a 25-yard touchdown reception, marking the third consecutive game **Anderson** found the endzone and becoming the first Jet wide receiver to do so since Eric Decker in 2015. **Anderson** leads the Jets and ranks third among second-year players with 483 receiving yards.

### Second-Year Receiving Leaders

Player	Team	Drafted	Rec.	Yds.	Avg.
Tyreek Hill	KC	5th	40	617	15.4
Michael Thomas	NO	2nd	50	545	10.9
<b>Robby Anderson</b>	<b>NYJ</b>	<b>UdFA</b>	<b>31</b>	<b>483</b>	<b>15.6</b>
Sterling Shepard	NYG	2nd	27	333	12.3
Austin Hooper	ATL	3rd	25	331	13.2

47

## DAVID BASS

After beginning the season with SEA, fifth-year LB **David Bass** joined the Jets as a free agent just three days prior to the Week Three match-up vs. MIA (9/24). On his first play as a Jet, **Bass** recorded a tackle for loss, stopping MIA RB Damien Williams in the backfield for a loss of three yards. **Bass** later recorded his first sack as a Jet when he took down Jay Cutler for a loss of three yards on a second-and-10 in the fourth quarter. In Week Four vs. JAX (10/1), **Bass** sacked Blake Bortles for a loss of four yards, marking his second consecutive game with a sack. For **Bass**, the sack increased his career total to 7.5, including six against quarterbacks selected in the first round.

23

## TERRENCE BROOKS

After joining the Jets via trade (08/27/17), S **Terrence Brooks** has contributed to both the Jets secondary and special teams units. **Brooks** started in his Jets debut Week One at BUF (9/10), recording two tackles. In the Week Three victory vs. MIA (9/24), **Brooks** recorded his first career multi-interception game. With the Jets leading 17-0 in the third quarter, MIA attempted a fake punt on fourth-and-seven that was intercepted by **Brooks**, helping set up a Jets drive that resulted in a field goal. In the fourth quarter, **Brooks** picked off Jay Cutler for his second interception of the game, becoming the first Jet to log two interceptions in a game since CB Marcus Williams recorded two vs. JAX (11/08/15).

For his efforts, **Brooks** was named AFC Defensive Player of the Week, marking the first time a Jet has won the award since CB Darrelle Revis in Week Two of the 2015 season. Since the award's inception in 1984, **Brooks** is just the fifth Jets safety to receive AFC Defensive Player of the Week honors.

7

## CHANDLER CATANZARO

Since entering the league in 2014, K **Chandler Catanzaro** is one of 14 active kickers with at least 100 field goal attempts. **Catanzaro**, who is 93-for-111 on field goal attempts, owns an 83.8% career percentage mark.

Player	FGM	FGA	FG %
Justin Tucker	117	133	88.0
Graham Gano	108	129	83.7
Stephen Gostkowski	115	128	89.8
Stephen Hauschka	109	123	88.6
<b>Chandler Catanzaro</b>	<b>93</b>	<b>111</b>	<b>83.8</b>
Adam Vinatieri	99	107	92.5
Greg Zuerlein	87	107	81.3
Matt Bryant	92	105	87.6
Cairo Santos	89	105	84.8
Matt Prater	92	107	85.9
Dan Bailey	89	100	89.0



## 7 CHANDLER CATANZARO (cont.)

Following a two-for-two performance in Week One (9/10), **Catanzaro** converted on field goal attempts of 46 and 40 yards in Week Two at OAK (9/17), becoming the first Jet since Nick Folk in 2014 to make his first four attempts of the season. In Week Five at CLV (10/8), **Catanzaro** converted a 57-yard field goal as time expired in the first half, setting a Jets franchise record for longest field goal made.

### Kickers with 10+ 40-Yard FGs (Through Week 9)

Player	FGs of 40+ Yards
Jake Elliott (PHI)	15
Ryan Succop (TEN)	12
Robbie Gould (SF)	12
Greg Zuerlein (LAR)	11
<b>Chandler Catanzaro (NYJ)</b>	<b>11</b>
Wil Lutz (NO)	10

In Week Four vs. JAX (10/1), with the game tied at 20 with just 32 seconds remaining in overtime, **Catanzaro** converted a 41-yard game-winning field goal. Since entering the league in 2014, he has kicked five game-winning field goals.

### Catanzaro's Career Game-Winning Field Goals

Date	Opp.	Dist.	Qtr.	Time Left	Final
11/22/15	vs. CIN	32	4th	0:02	34-31
12/10/15	vs. MIN	47	4th	1:23	23-20
11/13/16	vs. SF	34	4th	0:00	23-20
12/24/16	at SEA	43	4th	0:00	34-31
<b>10/01/17</b>	<b>vs. JAX</b>	<b>41</b>	<b>OT</b>	<b>0:32</b>	<b>23-20</b>

## 56 DEMARIO DAVIS

After spending the 2016 season in CLV, LB **Demario Davis** returned to the Jets following an offseason trade. In his first game back (9/10 at BUF), **Davis** led the team in tackles with 14, marking the second-best total of his six-year career. **Davis** also added a half-sack, split with fellow LB **Josh Martin**.

In Week Five at CLV (10/8), **Davis** led the Jets for the fifth straight week with nine tackles. **Davis** added a team-high four quarterback hits, one of which was a hit on QB Kevin Hogan, leading to an interception by teammate CB **Morris Claiborne**.

Week Seven at MIA (10/22), **Davis** tied teammate LB **Darron Lee** for the team lead in tackles with 11. **Davis** added a nine-yard sack in the fourth quarter.

Week Nine vs. BUF (11/2), **Davis** tied teammate LB **Darron Lee** for the team lead in tackles with 11. **Davis** also added a three-yard sack in the second quarter, bringing his season-total to a team-high 3.5.

## 94 KONY EALY

In Week Four vs. JAX (10/1), DL **Kony Ealy** batted and intercepted a pass intended for WR Allen Hurns, becoming the first Jet defensive lineman since **Muhammad Wilkerson** at CIN (10/27/13) to record an interception. **Ealy** returned the ball nine yards to the JAX seven-yard line, setting up a **Chandler Catanzaro** field goal.

**Ealy** established a career-high with four passes defended vs. JAX (10/1), setting the franchise record for most passes defended by a Jets defensive lineman. His eight passes defended this season are tied for the most of any front seven defender in the NFL (according to Stats-Pass). Since 1994, **Ealy** is the only defensive lineman to lead the Jets in passes defended after nine weeks of the season.

### Passes Defended Leaders Among Front Seven Defenders

Player	Team	Pos.	PD
<b>Kony Ealy</b>	<b>NYJ</b>	<b>DL</b>	<b>8</b>
Ryan Shazier	PIT	ILB	8
Mychal Kendricks	PHI	OLB	6

In the Week Nine victory vs. BUF (11/2), **Ealy** recorded his first sack of the season (15th of his career) when he took down Tyrod Taylor late in the fourth quarter for a loss of five yards.

## 4 LACHLAN EDWARDS

In Week Four vs. JAX (10/1), P **Lachlan Edwards** set an NFL record for the longest punt in overtime, booting the ball 70 yards to pin JAX down at their own three-yard line.

Week Eight vs. ATL (10/29), **Edwards** generated a career-high with a gross average of 52.4 yards on five punts and a net average of 45.8 (the second best mark of his career). **Edwards** also landed three punts inside the 20, limiting the ATL average starting field position following punts to their own 11-yard line.

Through the first nine weeks of the season, **Edwards** ranks sixth in the AFC in net punting average with a career-best mark of 42.0. **Edwards** is also tied for the most punts downed inside the opponents' 20-yard line with 19.

### Most Punts Inside the Opponents' 20-Yard Line (AFC)

Player	Punt	Avg.	Net Avg.	In. 20	Lg
<b>Lachlan Edwards (NYJ)</b>	<b>47</b>	<b>47.0</b>	<b>42.0</b>	<b>19</b>	<b>70</b>
Sam Koch (BLT)	48	46.1	41.3	19	67
Dustin Colquitt (KC)	38	44.6	40.3	18	63
Kevin Huber (CIN)	42	47.7	40.4	18	61
Shane Lechler (HST)	45	50.2	42.6	18	68



22

## MATT FORTÉ

Since returning from injury in Week Six, RB **Matt Forté** ranks sixth in the NFL and second among running backs with 23 receptions over the last four games. His 23 catches are the most in a four game stretch of his career since 2014 when he totaled 24 catches from Weeks 14-17.

### Running Back Reception Leaders (Since Week Six)

Player	Team	Rec.	Tgt.	Pct.
Christian McCaffrey	CAR	27	36	75.0
<b>Matt Forté</b>	<b>NYJ</b>	<b>23</b>	<b>24</b>	<b>95.8</b>
Carlos Hyde	SF	22	34	64.7
Chris Thompson	WAS	21	25	84.0

In the Week Nine victory vs. BUF (11/2), the Jets rushing offense totaled 194 yards on 41 carries (4.7 avg.), led by the duo of RBs **Matt Forté** (77 yards) and **Bilal Powell** (74 yards). This marked the second game this season in which **Forté** and **Powell** both ran for more than 70 yards. Additionally, **Forté** found the endzone twice in the Week Nine win, marking the 14th multi-touchdown performance of his career.

10

## JERMAINE KEARSE

Week Two at OAK (9/17), WR **Jermaine Kearse** logged four receptions for 64 yards (leading the team in both categories for the second consecutive week) and also registered his first touchdown as a Jet after connecting with QB **Josh McCown** on a 35-yard strike in the second quarter. **Kearse** later added an 11-yard touchdown reception in the fourth quarter, marking his third career multi-touchdown performance.

Week Seven at MIA (10/22), **Kearse** capped off the Jets 75-yard opening drive on a 29-yard pass from **McCown**. The touchdown reception was **Kearse's** fourth of the year on the road, tying him for the most receiving touchdowns in the NFL in away games this season.

### Most Receiving Touchdowns On the Road (2017)

Player	Games	Tgt	Rec	TDs
<b>Jermaine Kearse</b>	<b>4</b>	<b>22</b>	<b>16</b>	<b>4</b>
Tyreek Hill	5	34	24	4
Travis Benjamin	4	17	10	2
Antonio Brown	5	54	38	2

Since entering the NFL in 2012, **Kearse** is tied with former SEA teammate Doug Baldwin and NE's Rob Gronkowski for first in the NFL in postseason receiving touchdowns, as they have all logged six touchdown catches in the playoffs during that span. In addition, since 2012 **Kearse** is tied for first among wide receivers in postseason games played (12) and ranks ninth in postseason receiving yards (493).

### Postseason Receiving Leaders Since 2012

Player	GP	Rec.	Yds.	TDs
Doug Baldwin	12	55	702	6
<b>Jermaine Kearse</b>	<b>12</b>	<b>31</b>	<b>493</b>	<b>6</b>
Rob Gronkowski	6	31	431	6
Anquad Boldin	8	40	631	5
Randall Cobb	10	44	558	5
Julio Jones	5	36	575	5

48

## JORDAN JENKINS

In the Week Nine win vs. BUF (11/2), second-year LB **Jordan Jenkins** recorded his first ever multi-sack game. **Jenkins** recorded his first sack of the season on the Jets first defensive play, bringing down Tyrod Taylor for a 12-yard loss to help force a three-and-out. In the fourth quarter, **Jenkins** recorded his second-career strip-sack, forcing a fumble of Taylor that was recovered by LB **Demario Davis**, leading to a touchdown by RB **Matt Forté**. With his performance, **Jenkins** became the first Jet to record 2.0 sacks and one forced fumble in a game since DL **Muhammad Wilkerson** vs. TEN (12/13/15).

58

## DARRON LEE

Week Six vs. NE (10/15), LB **Darron Lee** led the team with eight tackles and forced his first career fumble, jarring the ball loose from RB Mike Gillespie. The fumble was recovered by teammate CB **Buster Skrine**, leading to a Jets touchdown.

For the second consecutive game in Week Seven at MIA (10/22), **Lee** again forced a fumble and led the team with 11 tackles. According to press box stats, **Lee** became the first Jet to lead the team in tackles and force a fumble in consecutive weeks since Kerry Rhodes in 2006 (Weeks Two and Three).

Week Nine vs. BUF (11/2), **Lee** tied teammate LB **Demario Davis** for a team-high 11 tackles. **Lee** also recorded a sack late in the fourth quarter for a loss of nine yards, bringing his season total to 2.0.

95

## JOSH MARTIN

Last season (2016), LB **Josh Martin** led the Jets with 14 special teams tackles and 342 special teams plays. After re-signing with the Jets in the offseason, **Martin** ranks third on the Jets special teams unit through the first nine weeks of 2017, logging nine tackles. **Martin** leads the Jets in special teams tackles since the start of 2016.

### Jets Special Teams Tackles Since 2016

Player	2016	2017	Total
Josh Martin	14	9	23
Rontez Miles	8	13	21
Julian Stanford	3	10	13
Bruce Carter	5	7	12

In the Jets 2017 Week One matchup at BUF (9/10), **Martin** notched a team-best four tackles for loss. Additionally, **Martin** posted a half-sack, a QB hit and a QB pressure.

Week Six vs. NE (10/15), **Martin** returned to the lineup after missing the previous two weeks, and led the team with three special teams tackles.

Week Seven at MIA (10/22), **Martin** recorded a sack of QB Jay Cutler, his second of the season. **Martin** also added a tackle for loss, bringing his season total to a team-high five.





## 26

### MARCUS MAYE

Week Five at CLV (10/8), second-round pick S **Marcus Maye** recorded his first career interception, stepping in front of a DeShone Kizer pass in the red zone.

Week Seven at MIA (10/22), **Maye** picked off Matt Moore and returned the ball 32 yards to the MIA 45-yard line, setting up a Jets touchdown.

According to press box stats, **Maye's** 45 tackles lead all rookie secondary players. His two interceptions this season are tied for second in the NFL among all rookies.

#### NFL Rookie Interception Leaders

Player	Team	Pos	INT
Malik Hooker	IND	S	3
<b>Marcus Maye</b>	<b>NYJ</b>	<b>S</b>	<b>2</b>
Rasul Douglas	PHI	CB	2
Marshon Lattimore	NO	CB	2

#### Rookie Secondary Tackle Leaders

Player	Team	Pos.	Tackles
<b>Marcus Maye</b>	<b>NYJ</b>	<b>S</b>	<b>45</b>
<b>Jamal Adams</b>	<b>NYJ</b>	<b>S</b>	<b>42</b>
Adoree' Jackson	TEN	CB	35
Shaquill Griffin	SEA	CB	33
Justin Evans	TB	S	32

## 15

### JOSH McCOWN

After rushing for his first touchdown of the season in Week One at BUF (9/10), QB **Josh McCown** threw his first touchdown as a Jet Week Two at OAK (9/17) on a 35-yard strike to WR **Jermaine Kearse** in the second quarter. **McCown** finished the first half with a 124.1 passer rating after completing eight-of-11 passes for 82 yards and a touchdown, marking the second consecutive week **McCown** completed over 70% of passes in the first half (completed 12-of-15 passes for 85 yards in the first half of Week One). On a third-and-18 in the third quarter, **McCown** picked up a first down with a 22-yard rush, his longest since a 28-yard scamper at MIN (01/01/12). **McCown** finished the Week Two contest 17-of-25 for 166 yards and two touchdowns, good for a passer rating of 113.1.

Week Three vs. MIA (9/24), **McCown** completed over 70% of his passes in the first half for the third consecutive week, finishing 11-of-14 for 198 yards with a touchdown and a 142.6 passer rating. Overall, **McCown** posted the third-best completion percentage in Week Three (78.3) after completing 18-of-23 passes for 249 yards, a touchdown and a 126.3 rating, which ranked eighth-best in Week Three.

For the first four weeks of the season, **McCown** completed over 70% of his passes in the first half, completing 10-of-11 passes for 95 yards and a 102.7 passer rating vs. JAX (10/1). His 90.9% completion rate in the first half marked the highest by a Jet since Ray Lucas also completed 10-of-11 passes vs. BUF (11/21/99).

Week Five at CLV (10/8), **McCown** completed 23-of-30 passes for 194 yards and two touchdowns. His passer rating of 101.2 marked his third game of the season with a passer rating over 100.

Week Six vs. NE (10/15), **McCown** recorded his first 300-yard game as a Jet, completing 31-of-47 passes for 354 yards, two touchdowns and two interceptions. The 354 yards marked the sixth-highest passing yardage of his career and the sixth different franchise he has recorded a 300+ yard passing game with.

Week Seven at MIA (10/23), **McCown** finished the first half with a 142.5 passer rating on 10-of-15 passing for 163 yards and two touchdowns. In the second half, **McCown** added both a passing and rushing touchdown, becoming the first Jet to record three passing touchdowns and one rushing touchdown in a game since Al Dorrow in 1960.

Week Eight vs. ATL (10/29), **McCown** completed 26-of-33 passes for 257 yards and two touchdowns. **McCown** finished the game with a passer rating of 119.3.

Week Nine vs. BUF (11/2), **McCown** completed 14-of-20 passes for 140 yards and one touchdown. On the Jets first quarter, eight-play, 54-yard drive, **McCown** picked up two third-down conversions with his feet, including a 10-yard rushing touchdown. With his rushing touchdown, **McCown** joined Dak Prescott as the only quarterbacks this season with at least 12 passing and three rushing touchdowns. **McCown** finished the game with a 106.2 passer rating, his sixth game this season with a rating over 100, making him one of only three quarterbacks with five such games this season.

#### Quarterbacks with Five-or-More 100+ Passer Rating Games

Player	Team	100+ Gms.
Alex Smith	KC	7
<b>Josh McCown</b>	<b>NYJ</b>	<b>6</b>
Drew Brees	NO	5

Through nine games, **McCown** is 98-for-134 for 1,068 yards and eight touchdowns in the first half of games. His 73.1% completion rate in the first half of games this season ranks first in the NFL. Overall, **McCown** is 193-for-274 on the season, completing 70.4% of his passes (good for second-best in the NFL).

#### 2017 NFL Completion Percentage Leaders

Player	GP	Att.	Cmp.	Pct.
Drew Brees (NO)	8	275	197	71.6
<b>Josh McCown (NYJ)</b>	<b>9</b>	<b>274</b>	<b>193</b>	<b>70.4</b>
Alex Smith (KC)	9	293	204	69.6
Kirk Cousins (WAS)	8	268	182	67.9
Tom Brady (NE)	8	309	206	66.7

**McCown's** 70.4 completion rate makes him the only quarterback in franchise history who has completed over 70% of his passes, through the first nine games of a season.

#### Jets Completion Percentage Leaders through Nine Games

Player	Year	Att.	Cmp.	Pct.
<b>Josh McCown</b>	<b>2017</b>	<b>274</b>	<b>193</b>	<b>70.4</b>
Chad Pennington	2002	195	136	69.7
Brett Favre	2008	282	194	68.8
Chad Pennington	2007	190	128	67.4
Ken O'Brien	1987	169	113	66.9

On the season, **McCown** leads the NFL in completion percentage on third down, completing 63-of-85 attempts while ranking third in yards per attempt (8.4). From Weeks Three to Four, **McCown** completed 16 consecutive passes on third downs.

#### 2017 NFL Third-Down Completion Percentage Leaders

Player	Att.	Cmp.	Pct.	Yds/Att
<b>Josh McCown (NYJ)</b>	<b>85</b>	<b>63</b>	<b>74.1</b>	<b>8.4</b>
Mike Glennon (CHI)	41	29	70.7	7.1
Tyrod Taylor (BUF)	78	53	67.9	7.1
Drew Brees (NO)	73	49	67.1	7.6
Carson Wentz (PHI)	82	54	65.9	9.3



25

## ELIJAH MCGUIRE

Week Four vs. JAX (10/1), 2017 sixth-round draft pick RB **Elijah McGuire** ran the ball 10 times for 93 yards (9.3 avg.) and one touchdown. His 69-yard touchdown run marked the first of his career and the longest run by a Jets rookie in franchise history, breaking the previous record by LaMont Jordan vs. OAK (01/06/02).

## PASS RUSH

Week Nine vs. BUF (11/2), the Jets recorded a season-high 7.0 sacks, receiving contributions from LB **Jordan Jenkins**, LB **Demario Davis**, LB **Darron Lee**, DL **Muhammad Wilkerson**, DL **Leonard Williams**, DL **Steve McLendon** and DL **Kony Ealy**. On first-and-10 in the fourth quarter, **Ealy** brought down QB Tyrod Taylor for a five-yard loss, giving the Jets 7.0 sacks on the game, the most since 09/11/16 vs. CIN when they sacked Andy Dalton 7.0 times.

29

## BILAL POWELL

Week Four vs. JAX (10/1), RB **Bilal Powell** led a Jets rushing attack that combined for 256 yards on the ground, carrying the ball 21 times for 163 yards and one touchdown. On the Jets' second drive of the game, **Powell** scored on a career-long 75-yard touchdown run, marking the longest touchdown run by a Jet since Bruce Harper scored on a 78-yard run vs. ATL (10/23/83). Additionally, **Powell** became the first Jet running back to hit the 100-yard mark in the first half since Thomas Jones rushed for 154 yards in the first half vs. BUF (10/18/09).

Since the start of the 2016 season, **Powell** has registered the fourth-most games with at least 150 scrimmage yards despite ranking 21st in the NFL in touches over that time span with over 100 less touches than the next player on the list.

### Games with 150+ Yards from Scrimmage Since 2016

Player	No. of 150+ Gms	Touches	Touch Rank
Le'Veon Bell (PIT)	8	565	1st
Ezekiel Elliott (DAL)	8	564	2nd
Le'Sean McCoy (BUF)	5	471	4th
David Johnson (ARZ)	5	390	15th
Jordan Howard (CHI)	4	457	6th
Melvin Gordon (SD LAC)	4	456	7th
<b>Bilal Powell (NYJ)</b>	<b>3</b>	<b>290</b>	<b>21st</b>
Jay Ajayi (PHI)	3	447	9th
Devonta Freeman (ATL)	3	414	12th
Mark Ingram (NO)	3	405	14th

Since 2016, **Powell** ranks third among running backs with at least 100 rush attempts in yards per carry.

### NFL Yards Per Carry Leaders Since 2016

Player	Att	Yds	Avg	Lg
Jalen Richard (OAK)	128	684	5.34	75t
Alex Collins (BLT)	124	646	5.21	50
<b>Bilal Powell (NYJ)</b>	<b>214</b>	<b>1,112</b>	<b>5.2</b>	<b>75</b>
Kareem Hunt (KC)	155	800	5.16	69

88

## AUSTIN SEFERIAN-JENKINS

Week Five at CLV (10/8), TE **Austin Seferian-Jenkins** recorded his first touchdown of the season on a two-yard pass from QB **Josh McCown**. **Seferian-Jenkins** scored a touchdown for the second consecutive game Week Six vs. NE (10/15), becoming the first Jets tight end to do so since Jeff Cumberland in 2014. **Seferian-Jenkins** scored a touchdown for the third straight game Week Seven at MIA (10/23) on a 10-yard pass from **McCown**.

Since returning to the Jets in Week Three, **Seferian-Jenkins** ranks third in receptions among tight ends (33) and has the third most receiving touchdowns with three.

### Tight End Receiving Leaders (Since Week Three)

Player	Team	Tgt.	Rec.	Catch Pct.	TDs
Jack Doyle	IND	53	40	75.5	2
Travis Kelce	KC	51	38	74.5	4
<b>Austin Seferian-Jenkins</b>	<b>NYJ</b>	<b>41</b>	<b>33</b>	<b>80.5</b>	<b>3</b>
Zach Ertz	PHI	46	30	65.2	6
Jared Cook	OAK	44	30	68.2	1
Benjamin Watson	BLT	40	30	75.0	2
Cameron Brate	TB	45	30	66.7	4

41

## BUSTER SKRINE

Week Six vs. NE (10/15), CB **Buster Skrine** recovered his first fumble of the season on a ball forced out by LB **Darron Lee**. Later in the half, **Skrine** recorded his first interception of the season on a Tom Brady pass. With both his fumble recovery and interception, **Skrine** became the first Jet with two takeaways in the first half since S Jaiquawn Jarrett vs. PIT (11/09/14).

At the time, **Skrine** joined Telvin Smith (JAX) as the only other player in the NFL this season to record a sack, forced fumble, fumble recovery and interception.

44

## LAWRENCE THOMAS

While receiving playing time at fullback, **Lawrence Thomas**, who started the 2016 season opener on the defensive line, recorded a 15-yard reception on a third-and-one during the Jets Week Three matchup vs. MIA (9/24). The play took the Jets into the red zone, leading to a one-yard touchdown run by RB **Bilal Powell**. **Thomas** became the first defensive player on the Jets to record a reception since Antonio Cromartie hauled in a pass at JAX (12/09/12). Additionally, **Thomas** became the first Jet ever to catch a pass in a regular season game while wearing No. 90 or above. **Thomas'** versatility extends to special teams, where he has recorded two tackles for the Jets thus far in 2017.

In Week Four vs. JAX (10/1), **Thomas** played on all three units, seeing time at fullback, defensive lineman and on special teams, becoming the first Jet since Sheldon Richardson in 2014 to do so.



## 96

### MUHAMMAD WILKERSON

Week Seven at MIA (10/22), DL **Muhammad Wilkerson** logged his second career interception on a pass tipped at the line of scrimmage by S **Jamal Adams**. The interception was **Wilkerson's** first since 10/27/13 at CIN, and set up the Jets at the one-yard line, leading to a rushing touchdown by QB **Josh McCown**. **Wilkerson's** interception makes him one of just eight defensive linemen to record an interception this season, along with DL **Kony Ealy**.

#### Defensive Linemen to Record an Interception this Season

Player	Team
Carlos Dunlap	CIN
A'Shawn Robinson	DET
Chris Jones	KC
Cameron Jordan	NO
<b>Kony Ealy</b>	<b>NYJ</b>
<b>Muhammad Wilkerson</b>	<b>NYJ</b>
Nazair Jones	SEA
Sheldon Richardson	SEA

Week Eight vs. ATL (10/29), **Wilkerson** sacked Matt Ryan for an eight-yard loss at the end of the first half, forcing ATL to settle for a field goal in the red zone. **Wilkerson** also added a team-high two tackles for loss in the game.

Week Nine vs. BUF (11/2), **Wilkerson** recorded his second consecutive game with a sack when he took down Tyrod Taylor early in the second quarter. Overall, the Jets totaled 7.0 sacks.

### DEFENSIVE LINE

Week Three vs. MIA (9/24), the Jets defense held MIA to 49 total yards in the first half, marking the fewest yards recorded in a first half by an opponent since vs. KC (12/11/11), when they held them to just four yards. Overall, the Jets defensive line of **Kony Ealy**, **Steve McLendon**, **Mike Pennel**, **Muhammad Wilkerson** and **Leonard Williams** helped limit MIA to 30 rushing yards in the game, the lowest mark since 10/23/16 when they limited BLT to just 11 rushing yards.

Week Seven at MIA (10/22), the Jets defense limited MIA to 53 rushing yards on 25 attempts (2.1 average), marking the second time this season the Jets held MIA to under 70 rushing yards. Since **Todd Bowles** became the head coach in 2015, the Jets have held an opponent to less than 70 rushing yards on 16 occasions, the second-highest total in the NFL during that span.

Week Nine vs. BUF (11/2), the Jets defense held BUF to 63 rushing yards on 22 attempts (2.9 average). Additionally, the Jets held RB LeSean McCoy, who was averaging 109 scrimmage yards entering Week Nine, to just 25 yards from scrimmage.

### PASS DEFENSE

In the 2017 Week One matchup at BUF (9/10), the Jets secondary featured four new players in S **Jamal Adams**, S **Terrence Brooks**, CB **Morris Claiborne** and S **Marcus Maye**. Along with CB **Juston Burris** and CB **Buster Skrine**, the Jets secondary limited BUF's wide receiving corps to just four receptions for 83 yards. Additionally, **Burris** recorded his second-career interception on a tipped pass in the end-zone, returning it 48 yards to the Jets 42-yard line.

Prior to MIA's final drive in the Jets Week Three victory (9/24), the Jets secondary limited the MIA wide receiving corps to just 13 catches on 25 targets. When targeting his top three WRs of Jarvis Landry, DeVante Parker and Kenny Stills, QB Jay Cutler was held to a 46.8 passer rating and was intercepted once by **Brooks**.

Week Four vs. JAX (10/1), the Jets secondary limited Blake Bortles to 140 passing yards and a 52.1 passer rating. The secondary only allowed three wide receivers to catch a pass, holding Jaguars receivers to seven receptions for 70 yards.

Week Five at CLV (10/8), the Jets secondary held CLV receiving corps to 13 catches for 106 yards on 23 targets. When targeting wide receivers, QBs Kevin Hogan and DeShone Kizer combined for a 50.3 passer rating and one interception by CB **Morris Claiborne**.

### WIDE RECEIVER DUO

WR **Jermaine Kearse** and WR **Robby Anderson's** four touchdown receptions are tied for fifth among wide receivers in the AFC this season, despite **Kearse** having the second fewest targets per game among AFC touchdown leaders. This marks the Jets as only one of two teams to have multiple receivers who are ranked.

#### AFC Receiving Touchdown Leaders

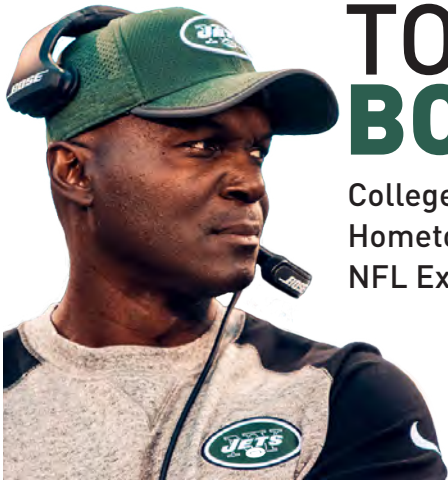
Player	Team	Tgt./Gm	TD
DeAndre Hopkins	HST	11.5	8
Will Fuller V	HST	6.0	7
Michael Crabtree	OAK	6.9	6
Chris Hogan	NE	6.8	5
<b>Jermaine Kearse</b>	<b>NYJ</b>	<b>5.2</b>	<b>4</b>
<b>Robby Anderson</b>	<b>NYJ</b>	<b>6.3</b>	<b>4</b>
Kenny Stills	MIA	5.9	4
A.J. Green	CIN	8.3	4
JuJu Smith-Schuster	PIT	4.5	4

### RUNNING BACK TRIO

On the season, RBs **Matt Forté**, **Elijah McGuire**, and **Bilal Powell** have combined for 1,294 yards from scrimmage, the third-most of any running back trio in the NFL. In addition, the Jets backfield is one of only two teams with three running backs who have recorded at least 300 scrimmage yards this season.

#### Combined Scrimmage Yards Among Running Back Trios

Team	Scrimmage Yards
JAX	1,376
CHI	1,298
<b>NYJ</b>	<b>1,294</b>
NE	1,169



## TODD BOWLES

College: Temple  
 Hometown: Elizabeth, NJ  
 NFL Experience: 20





### UNDER TODD BOWLES

**T**odd Bowles, the 16th full-time head coach in franchise history, returns for his third season with the Jets following a 5-11 campaign in 2016. Despite tying an NFL record with 75 players used in the regular season - including 49 different starters - **Bowles** oversaw a Jets defense in 2016 that continued to display his defensive prowess in limiting the opponent's rushing attack, allowing just 3.69 yards per carry while holding nine different opposing lead ball carriers to under 3.5 yards per rush.

### AREAS OF FOCUS

For **Bowles**, the key to having a successful team comes from executing in four key areas: running the ball, third down, red zone efficiency and turnovers. Through his first two seasons, **Bowles** has seen his defensive unit rank in the top five in the first categories, while finishing in the top half of the league in takeaways.

### Rankings from 2015-16

<b>Rushing Defense (Yds/Gm)</b>		3rd in NFL (91.1) NFL Avg. (108.9)
<b>Third Down Defense (%)</b>		4th in NFL (36.4) NFL Avg. (39.3)
<b>Rushing Offense (Yds/Gm)</b>		8th in NFL (114.7) NFL Avg. (108.9)
<b>Big Plays Rushing (Rushes of 10+ Yds)</b>		4th in NFL (106) NFL Avg. (92.1)

### NFL COACHING HISTORY

After a decorated eight-year playing career (1986-93), one that included stops at WAS and SF and culminated in a Super Bowl win in 1987, **Bowles** found success working for seven different teams, in varying capacities, both as a secondary coach and as a defensive coordinator.

	<b>2015-PRESENT</b>	<b>HEAD COACH</b>
	<b>2013-14</b>	<b>DEFENSIVE COORDINATOR</b>
	<b>2012</b>	<b>SECONDARY/INTERIM HEAD COACH</b>
	<b>2011</b>	<b>INTERIM HEAD COACH</b>
	<b>2008-11</b>	<b>ASST. HEAD COACH/SECONDARY</b>
	<b>2005-07</b>	<b>DEFENSIVE BACKS</b>
	<b>2004</b>	<b>SECONDARY</b>
	<b>2001-03</b>	<b>DEFENSIVE NICKEL PACKAGE</b>
	<b>2000</b>	<b>DEFENSIVE BACKS</b>

### TAKEAWAYS

Since becoming head coach in 2015, **Bowles** has helped the Jets tally 60 takeaways through two and a half seasons, ranking 10th in the league. Of the 16 takeaways this season, five have resulted in touchdowns, while three have resulted in a field goal for a total of 44 points.





## HISTORICAL CONTAINMENT

Opposing rushing attacks have been limited in contests against the Jets under **Bowles**. Since becoming the Head Coach of the Jets, **Bowles'** defense has set the franchise record for an opponent's rushing yards on three separate occasions, including the current record of 11 yards in a game against BLT (10/23/16).

### New York Jets Record for Opposing Rushing Yards

Opponent	Yards Allowed	Date
BLT	11	10/23/16
MIA	12	11/29/15
NE	16	10/25/15



## CONTROLLING THE GROUND

During **Bowles'** tenure, the Jets have ranked near the top of the NFL in numerous offensive and defensive rushing categories. Over the 2015-16 seasons, the Jets ranked fourth in big plays rushing, logging 106 rushes of 10+ yards (nearly 14 plays more than the league average). Additionally, since 2015 the Jets defense ranks fourth with 97.7 rushing yards/game and 3.77 yards/carry.

### Top Rushing Defenses (Since 2015)

Team	Yds/G	Rk	Avg	Rk	TDs	Rk
CAR	87.5	1st	3.85	t-5th	25	7th
SEA	91.7	2nd	3.64	1st	33	20th
ARZ	94.6	3rd	3.72	2nd	32	t-18th
<b>NYJ</b>	<b>97.7</b>	<b>4th</b>	<b>3.77</b>	<b>4th</b>	<b>21</b>	<b>3rd</b>
PIT	97.8	5th	4.16	16th	27	t-11th



## AWARD TOUR



# AP

Despite key injuries in 2014, including losses to four starters, **Bowles'** defense in Arizona succeeded in allowing the fifth-fewest points in the NFL (18.7) and producing the seventh-most interceptions by season's end. **Bowles'** efforts earned him the distinction of the *Associated Press* Assistant Coach of the Year and the *Pro Football Writers Association* Assistant Coach of the Year, respectively

### Games of 70-or-Less Rush Yards Allowed (Since 2015)

Team	No. of Games
CAR	20
<b>NYJ</b>	<b>16</b>
SEA	15

Since becoming head coach in 2015, the Jets have maintained a home-field advantage at MetLife Stadium, where they've held opponents to only 83.2 rushing yards per game, the best mark at a home stadium in the NFL. Of the 16 games that the Jets have kept opponents under 70 yards on the ground, 10 of them have come at home, including Week Three this season when the Jets held MIA to 30 yards rushing (9/24) and Week Nine (11/2) when the defense limited BUF to 63 rushing yards.

## PRO BOWL(ES)



Over **Bowles'** time in Arizona and New York, eight different players at six different positions have been awarded Pro Bowl honors, including five in his first season as Head Coach: LB John Abraham, RB Chris Ivory, WR Brandon Marshall, DL Calais Campbell, DL **Muhammad**

**Wilkerson**, DL **Leonard Williams**, CB Patrick Peterson and CB Darrelle Revis.



## MIKE CALDWELL

ASSISTANT HEAD COACH | INSIDE LINEBACKERS




**Mike Caldwell** returns for his third season as the team's assistant head coach | inside linebackers coach after joining Head Coach **Todd Bowles'** staff from the outset in 2015, guiding a group that last year saw 2016 first-round draft choice **Darron Lee** post 40 of his 76 tackles as a starter over the season's final six games. His charges were part of a defense that allowed just 3.69 yards per carry to opposing ball carriers, the fourth lowest average in the league, as the Jets were one of just five teams to surrender 91 or fewer rushing yards in a game 10 times, despite facing six of the top-10 running backs in rushing yards.

In his first season with the Jets (2015), **Caldwell's** unit was part of a defense that helped to set a franchise record with just 83.4 rushing yards per game allowed, as two of his linebackers, David Harris and **Demario Davis**, finished first and second on the team in total tackles with 128 and 118, respectively.

Prior to joining the Jets, **Caldwell** oversaw an ARZ linebacker group that contributed to a defense (coordinated by **Bowles**) that ranked fifth in points allowed per game in 2015 (18.7) despite the key losses of inside linebackers Karlos Dansby (free agency) and Daryl Washington (injury).

## BRANT BOYER

SPECIAL TEAMS COORDINATOR



**Brant Boyer** returns for his second season as the special teams coordinator after initially joining Head Coach **Todd Bowles'** staff in 2016.

In his first season, kicker Nick Folk connected on 87.1% of his field goal attempts, tied for the sixth best in the league last season and the fourth highest mark in team history. Additionally, seventh-round rookie punter **Lachlan Edwards** matched a team rookie record with 75 punts.

**Boyer** joined the Jets after a four-year tenure in IND (2012-15), where he aided a special teams unit that ranked in the top 10 league-wide during that span in net punting average (third), kickoff return average (fourth), kickoff touchbacks (fourth) and field goal percentage (seventh), despite using three different players as primary punt returners and four different kick returners in his four seasons.

## JOHN MORTON

OFFENSIVE COORDINATOR



**John Morton** was named the Jets offensive coordinator on January 31st, joining the team after 15 seasons in the NFL, the last two with NO as the team's wide receivers coach.

Over the last two seasons, NO wide receivers led the NFL with 507 receptions and 6,682 yards. Of that total, all but 49 receptions and 444 yards came from wide receivers with three or fewer years of experience. Under **Morton**, wide receivers Brandin Cooks and Michael Thomas each produced 1,100-yard seasons, while Cooks, Thomas, Willie Snead IV and Brandon Coleman all produced multiple touchdowns in each of their seasons under **Morton** despite all having three-or-fewer years of NFL experience.

Before his return to NO, **Morton** worked in SF coaching wide receivers (2011-14) for a team that reached the Super Bowl XLVII (2012) and the playoffs in three out of his four years. During that span, both wide receivers Anquan Boldin (2013-14) and Michael Crabtree (2012) produced 1,000-yard seasons. In addition to Boldin and Crabtree, three other players produced multiple touchdown seasons under him.

## KACY RODGERS

DEFENSIVE COORDINATOR



**Kacy Rodgers** returns for his third season as the Jets defensive coordinator after leading a 2016 defense that saw the rushing defense allow just 3.69 yards per carry, the fourth lowest average in the league, continuing the group's success against the run. Over his two seasons as defensive coordinator, **Rodgers'** group has held opposing runners to just 91.1 yards per game, the third fewest in the league during that span. Opposing ball carriers have gained just 3.64 yards per carry, the second best in the league.

In his first season as defensive coordinator (2015), **Rodgers'** unit registered 30 takeaways, increasing the team's total by 17 from the previous season, tying for the third most in the league and the most since the team recorded 31 in 2011. As a whole, the defense ranked in the top 10 in five major defensive categories, including points (No. 9), total defense (No. 4), rushing defense (No. 2), third downs (No. 3) and red zone (No. 1).

Prior to joining the Jets, **Rodgers** spent seven seasons coaching the defensive line in MIA. During his tenure, the MIA defense totaled 287 sacks, third most in the league during that span, and ranked in the top 10 in opponents' rushing average (4.02 yards per carry) and rushing touchdowns allowed (80). In 2014, the MIA defensive line produced 30.5 of the team's 39.0 sacks, the third consecutive season that it accounted for over 70% of the team's total.



## TIM ATKINS

DEFENSIVE QUALITY CONTROL



**Tim Atkins** returns for his second season as the team's defensive quality control coach after initially joining Head Coach **Todd Bowles'** staff in 2016.

Prior to joining the Jets, **Atkins** worked with CLV charting games for two seasons (2014-15) and as a defensive assistant with BUF for two seasons (2011-12). Before joining BUF, he spent time in a variety of roles, including defensive quality control for the Florida Tuskers of the UFL, graduate assistant at Florida Atlantic University, defensive assistant for MIA and wide receivers coach (2005) and safeties coach (2004) at Whittier College after breaking in as an assistant defensive backs coach with Hamilton (AZ) HS.

## JEREMY BATES

QUARTERBACKS



**Jeremy Bates** was named quarterbacks coach on February 8th, 2017, marking his return to the Jets, whom he coached for in 2005. For **Bates**, the position marks his first in the NFL since 2012 when he coached quarterbacks with CHI.

Prior to his time in CHI, **Bates** spent one season as the offensive coordinator for SEA, overseeing an offense that averaged 31.5 points in the postseason.

Between NFL positions, **Bates** spent one season at the University of Southern California, where he worked with Jets Offensive Coordinator **John Morton** (then the USC offensive coordinator/wide receivers coach) as the school's assistant head coach/quarterbacks coach.

## ROBBY BROWN

DEFENSIVE ASSISTANT



**Robby Brown** returns for his third season with the Jets and his first as a defensive assistant, making the move to the other side of the ball after two years as the team's offensive quality control coach.

Prior to joining the Jets, **Brown** coached in the collegiate ranks for 10 seasons, working at South Alabama, Northwestern State, Valdosta State, Henderson State, Southwest Baptist and Troy. As offensive coordinator for Valdosta State in 2012, **Brown** helped the team capture the NCAA Division II National Championship, while averaging 469 yards and scoring 40 points per game.

## DAVID DIAZ-INFANTE

ASSISTANT OFFENSIVE LINE



**David Diaz-Infante** returns for his second season with the Jets, and his third straight year with the club after he spent time as a training camp intern (2015).

Last season, **Diaz-Infante** coached an offensive line that saw nine different starters, including multiple starters at four of the five positions as four projected starters finished the year on injured reserve. Despite the turnover, the line helped blocked for an offense that finished in the top half of the league in both rushing yards (12th) and sacks allowed (t-16th).

Prior to his time with the Jets, **Diaz-Infante** served as an offensive assistant with ARZ for two seasons (2013-14), working on the same coaching staff as **Bowles**, who was the defensive coordinator at the time.

## KARL DORRELL

WIDE RECEIVERS



**Karl Dorrell** returns for his third season as the Jets wide receivers coach, marking his 28th season coaching at either the collegiate and professional level.

Last season, following an injury to Eric Decker, **Dorrell** would get increased contributions from **Quincy Enunwa**, who established career bests in every category and led the team in receiving yards and receiving touchdowns. Undrafted rookie wide receiver **Robby Anderson** finished with the sixth most receiving yards among rookie wide receivers in 2016 and finished seventh in franchise history for most receiving yards by a rookie, becoming the first Jets receiver with multiple touchdown receptions of 40+ yards since 2010.

In his first season with the Jets (2015), **Dorrell** oversaw a record-setting receiving group led by Brandon Marshall, who earned Pro Bowl recognition after posting franchise marks with 109 receptions (fourth in the league), 1,502 yards (fourth) and 14 receiving touchdowns (tied for first). Additionally, Decker and Marshall would combine for the most receptions and receiving touchdowns of any wide receiver duo in Jets history while finishing second in team annals in total receiving yards. The pair also logged touchdowns in the same game nine times, besting the previous NFL record established in 1998.





## LA'ROI GLOVER

ASSISTANT DEFENSIVE LINE




**La'Roi Glover** was named assistant defensive line coach this offseason after seven years of experience working in the NFL and a 13-year playing career that saw him selected to multiple Pro Bowls.

Prior to joining the Jets, **Glover** spent seven seasons working as the Director of Player Programs for SL | LA. In that role he was responsible for assisting players with their transition into professional football and the development of programs to address off-the-field matters.

**Glover** spent 13 seasons as a defensive tackle in the league, playing in 193 games, that included 191 consecutive to finish his career, for OAK (1996), NO (1997-2001), DAL (2002-05) and SL (2006-08). He amassed 83.5 sacks during his career and was selected to six consecutive Pro Bowl teams, while also receiving All-Pro recognition four times. He was a first-team selection for the 2000s All-Decade team. During the 2000 season, **Glover** led the league with 17.0 sacks, the second most in league history among defensive tackles, and was named NFL Alumni Defensive Lineman of the Year as well as NFC Defensive Player of the Year.

## KEVIN GREENE

OUTSIDE LINEBACKERS



**Kevin Greene** joined the New York Jets staff as the team's outside linebackers coach on January 28th, 2017, his second coaching position in the NFL following a 15-season, Hall-of-Fame playing career.

Prior to joining the Jets, **Greene** spent five seasons with GB as their outside linebackers coach. In those five seasons, GB produced 203.0 sacks, the fourth most in the league, while linebacker Clay Matthews produced 50.0 total sacks, the third most of any player and the most among any outside linebackers. Additionally, nine different outside linebackers produced multi-sack seasons for GB under **Greene**, including five rookies.

As a 3-4 outside linebacker during his playing career, **Greene** played for four different teams – LAN, PIT, CAR and SF – and notched 160.0 career sacks, the third most in league history and the most by a linebacker. A five-time Pro Bowl selection and three-time All-Pro selection, **Greene** registered 10 double-digit sack seasons and led his team in sacks 11 times while leading the league twice. He played in six conference championship games and one Super Bowl (XXX) and was inducted into the Pro Football Hall of Fame in 2016.

## JEFF HAMMERSCHMIDT

ASSISTANT SPECIAL TEAMS



**Jeff Hammerschmidt** returns for his second season as the assistant special teams coach. He initially joined the staff with Special Teams Coordinator **Brant Boyer** in 2016, his first season in the NFL after a 24-year career coaching in the collegiate ranks.

In **Hammerschmidt's** first season, kicker Nick Folk connected on 87.1% of his field goal attempts, tied for the sixth best in the league last season and the fourth-highest mark in team history. Additionally, seventh-round rookie punter **Lachlan Edwards** matched a team-rookie record with 75 punts.

Prior to joining the Jets, **Hammerschmidt** served as a special teams coordinator for his alma mater Arizona (2008-11) before working in the same capacity at Colorado State (2012-15). In his time with the Rams, both the punter and kicker received honorable mention all-conference honors. Throughout his career, **Hammerschmidt** has coached every level of the defense (secondary, linebackers and defensive line) while also serving as a defensive coordinator for Southern Utah (1996-97), Saint Mary's (2000-02) and Montana (2003-04). He began his coaching career in 1992 as a graduate assistant at Arizona and has since worked with a handful of current and former NFL players, including Kris Dielman, Adewale Ogunleye, Antwaan Randle El and Brooks Reed.

## JIMMIE JOHNSON

TIGHT ENDS



**Jimmie Johnson** returns for his third season as the Jets tight ends coach, originally joining the staff in 2015. In two seasons under **Johnson**, the tight ends have helped block for a rushing attack that has produced 114.7 yards per game, the eighth best average in the league.

Last season (2016), in-season waiver claim **Austin Seferian-Jenkins** posted eight of his 10 catches with the Jets over his final five contests.

Prior to joining the Jets, **Johnson** spent eight seasons as the MIN tight ends coach, utilizing a variety of different players in his time there. During his time in MIN, four different tight ends led the group in receptions, including Jermaine Wiggins (2006), Visanthe Shiancoe (2007-11), Kyle Rudolph (2012) and John Carlson (2013). Under **Johnson**, Shiancoe posted 208 catches for 2,424 yards and 24 touchdowns in five seasons, despite amassing just 35 catches for 253 yards and three touchdowns in the four seasons prior to joining MIN. In his final two seasons with **Johnson**, Rudolph, a former second-round selection, posted 12 touchdowns. Although he missed eight games in those two seasons, Rudolph's 12 touchdowns tied for the fifth-most among tight ends in the NFL. In their time under **Johnson**, MIN tight ends also excelled in the red zone, producing 36 touchdowns on just 75 targets, or almost half a touchdown per target, the best in the league.





## MICK LOMBARDI

OFFENSIVE ASSISTANT | ASSISTANT QUARTERBACKS




**Mick Lombardi** was named as an offensive assistant | assistant quarterbacks coach on Head Coach **Todd Bowles'** staff on February 7th, 2017. Lombardi joins the Jets after spending the last four years working with SF in a variety of roles.

This season marks **Lombardi's** seventh season in the NFL after previously working with both SF and NE. With SF, **Lombardi** worked on both sides of the ball as an offensive quality control coach (2016) and offensive assistant (2014) and as a defensive assistant (2015) working with the defensive backs. He joined SF in 2013 as an assistant to Head Coach Jim Harbaugh.

Prior to his time with SF, **Lombardi** spent two seasons with NE, first as a scouting assistant (2011) and then as a scouting and coaching assistant (2012), working with the offense.

## STEVE MARSHALL

OFFENSIVE LINE



**Steve Marshall** returns for his third season as the Jets offensive line coach, his 37th season coaching football and 10th in the NFL. Last season, **Marshall** coached an offensive line that saw nine different starters, including multiple starters at four of the five positions as four projected starters finished the year on injured reserve. Despite the turnover, the line helped blocked for an offense that finished in the top half of the league in both rushing yards (12th) and sacks allowed (t-16th).

In his first season (2015), **Marshall's** offensive line ranked in the top 10 in the league in sacks allowed, helping quarterback Ryan Fitzpatrick and running back Chris Ivory both establish career-best seasons as Fitzpatrick set a franchise record for most passing touchdowns (31) and Ivory earned Pro Bowl honors after gaining an AFC-leading 1,070 yards rushing.

Prior to the Jets, **Marshall's** lines helped two quarterbacks, Derek Anderson (CLV, 2007) and Aaron Rodgers (GB, 2014) earn Pro Bowl appearances. In CLV, he helped rookie first-round draft choice offensive tackle Joe Thomas earn Pro Bowl honors in his first two seasons, adding All-Pro recognition in his second, while his lines paved the way for running back Jamal Lewis to gain over 1,000 yards each year.

## DAYLON McCUTCHEON

ASSISTANT DEFENSIVE BACKS



**Daylon McCutcheon** returns for his third season as the Jets assistant defensive backs coach after making his NFL coaching debut in 2015.


Since 2015, the Jets secondary has ranked in the top 10 in both passing defense and completion percentage allowed. Last season, the Jets improved from the league's lowest-ranked passing defense, allowing 302.1 yards per contest over the first eight weeks, to the league's second-ranked passing defense, allowing just 207.5 yards per game.

In his first full season with the Jets (2015), the defensive backs produced all 18 of the team's interceptions (fifth-most in the NFL), and held opposing quarterbacks to the lowest completion percentage in the league (57.1 percent) and the sixth-lowest quarterback ranking (79.0).

**McCutcheon** returned to the Jets after spending the 2013 training camp as a minority coaching intern, working with the defense. Prior to returning to the Jets, he assisted ARZ in the same capacity during the 2014 training camp, working with **Todd Bowles**, **Mike Caldwell** and the ARZ defense.

## STUMP MITCHELL

RUNNING BACKS



**Lyvonja "Stump" Mitchell** joined the staff as the team's running backs coach on February 1st, 2017, marking his 16th season coaching running backs in the NFL.

Prior to joining the Jets, **Mitchell** spent nine seasons in SEA (1999-2007), two seasons in WAS (1998-99) and the last four seasons in ARZ (2013-16), turning an ARZ rushing attack that ranked 24th or worse each season from 2005-2012, including 32nd four times, to a top 10 rushing offense over the last two seasons.

Under **Mitchell**, four different backs — Ricky Watters (1999-00), Shaun Alexander (2001-05), Clinton Portis (2008) and David Johnson (2016) — have gained 1,000 yards rushing in a season, while Andre Ellington produced 1,000 scrimmage yards in each of his first two NFL seasons (2013-14). Additionally, Alexander (five times) and Johnson (each of the last two seasons) have produced 10 or more scrimmage touchdowns in a season, including Alexander's then-NFL record 28 in 2005 and Johnson's league-leading 20 last season. He has helped produce five Pro Bowl players: Alexander, Johnson, Portis, as well as fullbacks Mack Strong and Mike Sellers.

## ROBERT NUNN

DEFENSIVE LINE



**Robert Nunn** was named the defensive line coach for the Jets on January 31st, 2017, his 18th season as a coach in the NFL and his 30th season coaching football.

Prior to the Jets, **Nunn** worked with CLV (2016), NYG (2010-15), TB (2009), GB (2005-08), MIA (2001-02, 04) and WAS (2003). He has been part of six top-10 defenses for three different teams, while 19 different players have produced at least 5.0 sacks in a season under him. Of those 19, 11 matched or established their single-season career bests while coached by him. Among the players coached by **Nunn** in the NFL are Hall of Famers Bruce Smith, who broke the NFL career sacks record under him in 2003, and Jason Taylor, who established a single-season best 18.5 sacks in 2002, as well as Jason Pierre-Paul and Justin Tuck, both of whom registered multiple 10+ sack seasons with him.

Before entering the coaching ranks in the NFL, **Nunn** spent 12 years coaching at the collegiate level, including eight seasons as the head coach (1992-99) at Georgia Military College in Milledgeville, GA after spending his first season at the school (1991) as the defensive coordinator. Among his other stops were coaching defensive ends at Tennessee, where he coached current Jets defensive coordinator **Kacy Rodgers**, and one season as the defensive line coach at Northeastern Oklahoma A&M College (1988).

## DENNARD WILSON

DEFENSIVE BACKS



**Dennard Wilson** joined the Jets staff as the team's defensive backs coach on January 18th, 2017 after five seasons with SL/LA.

With the Rams, **Wilson** held the defensive backs coaching position for the last two seasons, overseeing a passing defense that improved from 23rd in 2015 to ninth overall in 2016. Since 2015, cornerback Trumaine Johnson has picked off eight passes, tied for the fifth most in the league and third most among corners. Before spending the last two seasons as the defensive backs coach, **Wilson** worked as the SL defensive quality control coach after joining the team in 2012.

**Wilson** entered the NFL coaching ranks with SL after four years as a pro scout with CHI, evaluating pro players and scouting opponents.

## JASON VRABLE

OFFENSIVE ASSISTANT



**Jason Vrable** was named to the staff as an offensive assistant on February 7th, 2017. Vrable joins the Jets after spending the previous four seasons with BUF.

In BUF, **Vrable** spent the first three seasons as offensive quality control coach before being promoted to assistant quarterbacks coach. He assumed the role of interim running backs coach following Anthony Lynn's promotion to offensive coordinator in Week Three. Since Week Three, BUF running backs Mike Gillislee (5.71) and LeSean McCoy (5.67) led all qualifying NFL runners in rushing average as the pair also accounted for 23 total touchdowns as part of a BUF offense that finished first in the league in rushing yards per game.

Prior to entering the NFL coaching ranks, **Vrable** spent two seasons at Syracuse, first working as an assistant to the wide receivers coach and then as an assistant to the quarterbacks coach. Following his time with the Orange, **Vrable** spent two seasons at the University of Charleston as the school's offensive coordinator and quarterbacks coach, as the school led its conference in total offense and rushing offense.



## 19

### DRAFT SELECTIONS

Year	Player	Draft Round
2011	Muhammad Wilkerson	1
	Bilal Powell	4
2012	Demario Davis <sup>1</sup>	3
2013	Brian Winters	3
2014	Dakota Dozier	4c
2015	Leonard Williams	1
	Bryce Petty	4
2016	Darron Lee	1
	Christian Hackenberg	2
	Jordan Jenkins	3
	Juston Burris	4
	Brandon Shell	5
2017	Lachlan Edwards	7a
	Jamal Adams	1
	Marcus Maye	2
	ArDarius Stewart	3
	Chad Hansen	4
	Elijah McGuire	6a
	Derrick Jones	6c

<sup>1</sup>Re-acquired via trade in 2017

## 19

### FREE AGENTS

Year	Player	How Acquired
2015	James Carpenter	(UFA-SEA)
	Josh Martin	(FA)
	Buster Skrine	(UFA-CLV)
2016	Julian Stanford	(FA)
	Bruce Carter	(FA)
	Matt Forté	(UFA-CHI)
	Steve McLendon	(UFA-PIT)
2017	Eric Tomlinson	(FA)
	David Bass	(FA)
	Kelvin Beachum	(UFA-JAX)
	Freddie Bishop	(FA)
	Chandler Catanzaro	(FA)
	Morris Claiborne	(UFA-DAL)
	Xavier Cooper	(FA)
	Obum Gwacham	(FA)
Jonotthan Harrison	(UFA-IND)	
Josh McCown	(FA)	
Robert Nelson	(FA)	
Neal Sterling	(FA)	

## 4

### UNDRAFTED FREE AGENTS

Year	Player
2013	Rontez Miles
2014	Brent Qvale
2016	Robby Anderson
	Lawrence Thomas

## 12

### RESERVE | INJURED

Player	How Acquired	Year
Xavier Coleman	Undrafted Free Agent	2017
Dylan Donahue	Drafted (5th)	2017
Quincy Enunwa	Drafted (6th)	2014
Brisly Estime	Undrafted Free Agent	2017
Chris Gragg	Free Agent	2017
Bryson Keeton	Undrafted Free Agent	2016
Jordan Leggett	Drafted (5th)	2017
Lorenzo Mauldin	Drafted (3rd)	2015
Doug Middleton	Undrafted Free Agent	2016
Charone Peake	Drafted (7b)	2016
Edmond Robinson	Claimed (MIN)	2017
Devin Smith	Drafted (2nd)	2015

## 10

### TRADE | WAIVER CLAIMS

Year	Player	Previous Team
2013	Ben Ijalana	(W-IND)
2014	Wesley Johnson	(W-PIT)
2016	Mike Pannel	(W-GB)
	Darryl Roberts	(W-NE)
	Austin Seferian-Jenkins	(W-TB)
2017	Terrence Brooks	(T-PHI)
	Kony Ealy	(W-NE)
	Thomas Hennessy	(T-IND)
	Jermaine Kearse	(T-SEA)
	Rashard Robinson	(T-SF)

## 1

### RESERVE | NON-FOOTBALL INJURY

Player	How Acquired	Year
Jeremy Clark	Drafted (6th)	2017

## 1

### RESERVE | SUSPENDED BY COMMISSIONER

Player	How Acquired	Year
Jeremy Kerley <sup>1</sup>	Drafted (5th)	2017

<sup>1</sup>Re-acquired via trade in 2017

# Roster Breakdown



## ROSTER COMPARISON

	2017	2016
Rookies and First-Year Players	12	14
Players with Three-Years-or-Less of NFL Experience	30	27
Players Ages 30-or-Older	3	12
Players Drafted by the Jets	22	21
Average Age of Roster	25.7	26.2
Average Years of NFL Experience on Roster	3.7	4.4



## ROSTER NOTABLES

### No. of First-Round Draft Picks (Drafted By): 6

Jamal Adams (NYJ), James Carpenter (SEA), Morris Claiborne (DAL), Darron Lee (NYJ), Muhammad Wilkerson (NYJ), Leonard Williams (NYJ)

### No. of Second-Round Draft Picks (Drafted By): 7

Bruce Carter (DAL), Kony Ealy (CAR), Matt Forté (CHI), Christian Hackenberg (NYJ), Ben Ijalana (IND), Marcus Maye (NYJ), Austin Seferian-Jenkins (TB)

### No. of Third-Round Draft Picks (Drafted By): 7

Terrence Brooks (BLT), Xavier Cooper (CLV), Demario Davis (NYJ), Jordan Jenkins (NYJ), Josh McCown (ARZ), ArDarius Stewart (NYJ), Brian Winters (NYJ)

### No. of Fourth-Seventh-Round Draft Picks (Drafted By): 17

David Bass (OAK), Kelvin Beachum (PIT), Juston Burris (NYJ), Dakota Dozier (NYJ), Lachlan Edwards (NYJ), Obum Gwacham (SEA), Chad Hansen (NYJ), Wesley Johnson (PIT), Derrick Jones (NYJ), Elijah McGuire (NYJ), Bryce Petty (NYJ), Bilal Powell (NYJ), Darryl Roberts (NE), Rashard Robinson (SF), Brandon Shell (NYJ), Buster Skrine (CLV), Neal Sterling (JAX)

### No. of Undrafted Players (Original Team): 15

Robby Anderson (NYJ), Freddie Bishop (DET), Chandler Catanzaro (ARZ), Jonotthan Harrison (IND), Thomas Hennessy (IND), Jermaine Kearse (SEA), Josh Martin (KC), Steve McLendon (PIT), Rontez Miles (NYJ), Robert Nelson (CLV), Mike Pannel (GB), Brent Qvale (NYJ), Julian Stanford (JAX), Lawrence Thomas (NYJ), Eric Tomlinson (PHI)



## ROSTER SUPERLATIVES

Longest Tenured Jet	7	Bilal Powell, Muhammad Wilkerson
Youngest Player	22	Jamal Adams
Oldest Player	38	Josh McCown
Most Experience	15	Josh McCown
Tallest Player	6-7	Brent Qvale
Shortest Player	5-9	Robert Nelson, Buster Skrine
Furthest Away From Home (in miles)	10,333	Lachlan Edwards (Melbourne, Australia)



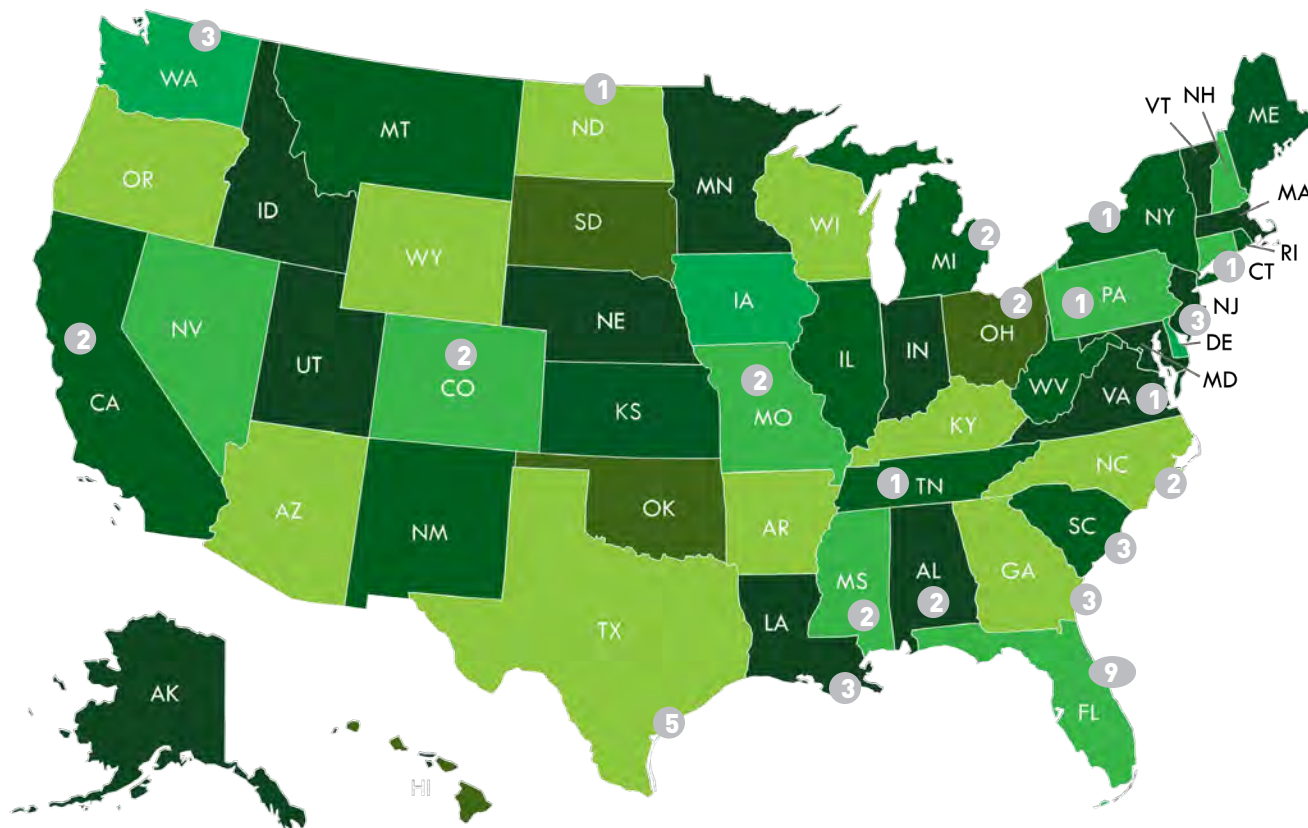
## NOTABLE NUMBERS

States represented on roster	21	
State with most players on roster	9	Florida
School with most players on roster	3	LSU
Players from New Jersey on the roster	3	Ben Ijalana, Neal Sterling, Muhammad Wilkerson
Players from New York on the roster	1	Thomas Hennessy
Coaches who played in the NFL	12	Todd Bowles, Brant Boyer, Mike Caldwell, Karl Dorrell, La'Roi Glover, Kevin Greene, Jeff Hammerschmidt, Jimmie Johnson, Daylon McCutcheon, Steve Mitchell, John Morton, Dennard Wilson
National Champions on the roster	4	Terrence Brooks, James Carpenter, Darron Lee, ArDarius Stewart





# Hometown Breakdown



## 9 FLORIDA

Robby Anderson	Fort Lauderdale
Terrence Brooks	Dunnellon
Jonotthan Harrison	Groveland
Marcus Maye	Melbourne
Robert Nelson	Lakeland
Bital Powell	Lakeland
Darryl Roberts	Lakeland
Rashard Robinson	Pompano Beach
Leonard Williams	Daytona Beach

## 5 TEXAS

Jamal Adams	Lewisville
Kelvin Beachum	Mexia
Josh McCown	Jacksonville
Bryce Petty	Midlothian
Eric Tomlinson	Klein

## 3 GEORGIA

James Carpenter	Augusta
Jordan Jenkins	Hamilton
Buster Skrine	Woodstock

## 3 LOUISIANA

Morris Claiborne	Shreveport
Matt Forté	Lake Charles
Elijah McGuire	Houma

## 3 NEW JERSEY

Ben Ijalana	North Brunswick
Neal Sterling	Belmar
Muhammad Wilkerson	Linden

## 3 SOUTH CAROLINA

Chandler Catanzaro	Greenville
Dakota Dozier	West Columbia
Brandon Shell	Goose Creek

## 3 WASHINGTON

Xavier Cooper	Tacoma
Jermaine Kearse	Lakewood
Austin Seferian-Jenkins	Fox Island

## 2 ALABAMA

Steve McLendon	Ozark
ArDarius Stewart	Fultondale

## 2 CALIFORNIA

Obum Gwacham	Chino Hills
Chad Hansen	Fillmore

## 2 COLORADO

Josh Martin	Aurora
Mike Pennel	Denver

## 2 MICHIGAN

Freddie Bishop	Inkster
Lawrence Thomas	Detroit

## 2 MISSISSIPPI

Demario Davis	Collins
Derrick Jones	Eupora

## 2 MISSOURI

David Bass	St. Louis
Kony Ealy	St. Louis

## 2 NORTH CAROLINA

Justin Burris	Raleigh
Bruce Carter	Havelock

## 2 OHIO

Darron Lee	New Albany
Brian Winters	Hudson

## 1 CONNECTICUT

Julian Stanford	Bloomfield
-----------------	------------

## 1 NEW YORK

Thomas Hennessy	Baronia
-----------------	---------

## 1 NORTH DAKOTA

Brent Qvale	Williston
-------------	-----------

## 1 PENNSYLVANIA

Rontez Miles	Braddock
--------------	----------

## 1 TENNESSEE

Wesley Johnson	Nashville
----------------	-----------

## 1 VIRGINIA

Christian Hackenberg	Palmyra
----------------------	---------

## 1 INTERNATIONAL

Lachlan Edwards	Hastings, Australia
-----------------	---------------------

# Social Media Breakdown



## NEW YORK JETS

Website: ..... [newyorkjets.com](http://newyorkjets.com)  
 Facebook: ..... [/jets](https://www.facebook.com/newyorkjets)  
 Instagram: ..... [@nyjets](https://www.instagram.com/newyorkjets)  
 Twitter: ..... [@nyjets](https://twitter.com/newyorkjets)  
 Snapchat: ..... [officialnyjets](https://www.snapchat.com/add/newyorkjets)

## NEW YORK JETS COMMUNICATIONS

Instagram: ..... [@NYJetsPR](https://www.instagram.com/newyorkjets)  
 Twitter: ..... [@NYJetsPR](https://twitter.com/newyorkjets)



## PLAYER ACCOUNTS

PLAYER	INSTAGRAM	TWITTER	PLAYER	INSTAGRAM	TWITTER
Adams, Jamal	presidentma_	TheAdams_era	Kearse, Jermaine	jkearse15	JKearse_15
Anderson, Robby	chosen1ra	youngamazing9	Lee, Darron	themanimal_	DLeeMG8
Bass, David	dbassjr	dbass91	Martin, Josh	joshmartin95	joshmartin95
Beachum, Kelvin	kelvinBeachumJr	Kelvin.BeachumJr	Maye, Marcus	alldaymaye_	alldayMAYE
Bishop, Freddie	bishop_yn	Bishop_YN	McCown, Josh	joshmccown12	joshMcCown12
Brooks, Terrence	_showtime29	_Showtime29	McGuire, Elijah	thereal_elimcguire	Mr_Adversityy
Burris, Juston	jdotBurris32	Jdotburris32	McLendon, Steve	bigblackmclendon	-
Carpenter, James	jamescarpenter77	JEcarpenter77	Miles, Rontez	instant9	RontezMiles
Carter, Bruce	-	BruceCarter54	Nelson, Robert	nelson_isle	NELSON_ISLE
Catanzaro, Chandler	thecatman39	-	Pennel, Mike	kingPenneljr	-
Claiborne, Morris	moclaiborne24	MoClaiborne	Petty, Bryce	brycerr09	b_petty14
Cooper, Xavier	-	XavierCooper_96	Powell, Bilal	-	bilalpowell29
Davis, Demario	demario_davis	d56davis	Qvale, Brent	brentqvale	brentqvale76
Dozier, Dakota	bulldozier78	BullDozier78	Roberts, Darryl	Swaggtastic27	_SwagDee
Ealy, Kony	konyealy94	KonyEaly94	Robinson, Rashard	mantis.954	SHAD_JUSTDOIT2
Edwards, Lachlan	ledwards49	Lach_Edwards49	Seferian-Jenkins, Austin	i.am.asj	Aesj88
Forté, Matt	mforte22	MattForte22	Shell, Brandon	honchoshell72	-
Gwacham, Obum	obumg	obumg	Skrine, Buster	busterskrine	BusterSkrine
Hackenberg, Christian	chackenberg1	chackenberg1	Stanford, Julian	mr_nxtLvl	Mr_Nxtlvl
Hansen, Chad	chadhansen6	Chad_Hansen6	Sterling, Neal	Neal_Sterling	Neal_Sterling
Harrison, Jonotthan	jharrison72	JHarrison_72	Stewart, ArDarius	ardarius_ala_stewart	neversleepon13
Hennessy, Thomas	THenny43	-	Thomas, Lawrence	-	LawrenceLThomas
Ijalana, Ben	-	TheBiggerBen	Tomlinson, Eric	-	-
Jenkins, Jordan	jordan59jenkins	JordanOLB	Wilkerson, Muhammad	mowilkerson	mowilkerson
Johnson, Wesley	wjohnson67	wjohnson67	Williams, Leonard	leonardwilliams	leonardwilliams
Jones, Derrick	Belegendary19	Belegendary19	Winters, Brian	rarebreed66	bjwint67



# Personnel Moves

## JANUARY

Pos	Player Coach	Transaction
2	DL Kenny Anunike	Signed, Reserve Future
	WR Darius Jennings	Signed, Reserve Future
	FB Chris Swain	Signed, Reserve Future
	DL Claude Pelon	Signed, Reserve Future
	TE Jason Vander Laan	Signed, Reserve Future
3	Chan Gailey	Retired
	Mark Collins	Informed he will not return
	Joe Danna	Informed he will not return
	Pepper Johnson	Informed he will not return
	Kevin Patullo	Informed he will not return
	Marcel Shipp	Informed he will not return
4	K Ross Martin	Signed, Reserve Future
5	LS Zach Triner	Signed, Reserve Future
11	WR Myles White	Signed, Reserve Future
	FB Julian Howsare	Signed, Reserve/Future
	WR Deshon Foxx	Signed, Reserve Future
14	LB Frank Beltre	Signed, Reserve Future
16	DL Mike Pennel	Claimed (GB)
17	G Brian Winters	Signed, Contract Extension
18	LB Jeff Luc	Signed, Reserve Future
23	WR Frankie Hammond	Signed, Reserve Future

## FEBRUARY

Pos	Player Coach	Transaction
7	LS Josh Latham	Signed, Free Agent
8	T Jeff Adams	Signed, Free Agent
23	K Nick Folk	Released
	T Breno Giacomini	Released
25	C Nick Mangold	Released

## MARCH

Pos	Player Coach	Transaction
3	WR Brandon Marshall	Released
9	LB Corey Lemioner	Re-Signed, Unrestricted Free Agent
	LB Josh Martin	Re-Signed, Unrestricted Free Agent
	CB Darrelle Revis	Released
	RB Khiry Robinson	Released
11	T Kelvin Beachum	Signed, Unrestricted Free Agent (JAX)
	K Chandler Catanzaro	Signed, Free Agent
	LS Tanner Purdum	Re-Signed, Unrestricted Free Agent
20	CB Morris Claiborne	Signed, Unrestricted Free Agent (DAL)
22	QB Josh McCown	Signed, Free Agent
	DL Mike Pennel	Re-Signed, Free Agent
23	WR Quinton Patton	Signed, Unrestricted Free Agent (SF)
24	T Ben Ijalana	Re-Signed, Unrestricted Free Agent
28	C Jonotthan Harrison	Signed, Free Agent

## APRIL

Pos	Player Coach	Transaction
6	TE Brian Parker	Signed, Free Agent
7	CB John Ojo	Signed, Free Agent
13	C Wesley Johnson	Re-Signed, Restricted Free Agent
14	LB Julian Stanford	Released
17	LB Julian Stanford	Re-Signed, Free Agent
	CB Marcus Williams	Re-Signed, Restricted Free Agent
26	RB Brandon Burks	Waived
	WR Darius Jennings	Waived
	LS Josh Latham	Waived
	LB Jeff Luc	Waived
	DL Julien Obioha	Waived
27	S Jamal Adams	Selected in the NFL Draft (1st)
	DL Kenny Anunike	Waived
28	S Marcus Maye	Selected in the NFL Draft (2)
	WR ArDarius Stewart	Selected in the NFL Draft (3)
29	WR Chad Hansen	Selected in the NFL Draft (4)
	TE Jordan Leggett	Selected in the NFL Draft (5a)
	LB Dylan Donahue	Selected in the NFL Draft (5b)
	RB Elijah McGuire	Selected in the NFL Draft (6a)
	CB Jeremy Clark	Selected in the NFL Draft (6b)
	CB Derrick Jones	Selected in the NFL Draft (6c)

## MAY

Pos	Player Coach	Transaction
3	OL Alex Balducci	Claimed (SF)
4	LB Bruce Carter	Re-Signed, Unrestricted Free Agent
	S Marcus Gilchrist	Released
	CB Nick Marshall	Waived
	FB Chris Swain	Waived
5	LB Austin Calitro	Signed, Undrafted Free Agent
	CB Xavier Coleman	Signed, Undrafted Free Agent
	WR Brisly Estime	Signed, Undrafted Free Agent
	FB Anthony Firkser	Signed, Undrafted Free Agent
	DL Patrick Gamble	Signed, Undrafted Free Agent
	LB Connor Harris	Signed, Undrafted Free Agent
	T Javarius Leamon	Signed, Undrafted Free Agent
8	OL Chris Bordelon	Signed, Undrafted Free Agent
	OL Ben Braden	Signed, Undrafted Free Agent
	OL Donald Hawkins	Waived
	WR Gabe Marks	Signed, Undrafted Free Agent
	CB John Ojo	Waived
	LS Zach Triner	Waived
9	WR KD Cannon	Claimed (SF)
	WR Deshon Foxx	Waived
15	LB Austin Calitro	Waived
	LB Jevaris Jones	Signed, Undrafted Free Agent
22	WR Deshon Foxx	Signed, Free Agent



## MAY (cont.)

Pos	Player Coach	Transaction
23	WR Devin Smith	Placed on IR
30	TE Braedon Bowman	Waived
	DB Corey White	Signed, Free Agent

## JUNE

Pos	Player Coach	Transaction
1	LB Demario Davis	Acquired via Trade (CLV)
	S Calvin Pryor	Traded (CLV)
2	LB Jevaris Jones	Waived
	S Shamarko Thomas	Signed, Free Agent
5	WR Quinton Patton	Placed on IR
	WR Devin Street	Signed, Free Agent
6	LB David Harris	Released
8	WR Quinton Patton	Released
9	LB Spencer Paysinger	Signed, Free Agent
12	LB Randell Johnson	Waived
13	RB Jordan Todman	Signed, Free Agent
	WR Eric Decker	Released
20	WR Marquess Wilson	Signed, Free Agent

## JULY

Pos	Player Coach	Transaction
26	WR Lucky Whitehead	Claimed (DAL)
	WR Devin Street	Waived
27	RB Marcus Murphy	Claimed (NO)
	RB Brandon Wilds	Waived
29	TE Chris Gragg	Signed, Free Agent
	WR KD Cannon	Waived
30	CB Bryson Keeton	Placed on IR
	CB David Rivers	Signed, Free Agent

## AUGUST

Pos	Player Coach	Transaction
4	DL Brandin Bryant	Placed on IR
	WR Bruce Ellington	Claimed (SF)
	DL Jeremy Faulk	Signed, Undrafted Free Agent
	TE Brian Parker	Placed on IR
	DL Devon Still	Signed, Free Agent
	DB Corey White	Placed on IR
6	FB Algernon Brown	Signed, Free Agent
	WR Bruce Ellington	Waived, Failed Physical
13	S Robenson Therezie	Claimed (NO)
	FB Algernon Brown	Waived
14	WR Dan Williams	Signed, Undrafted Free Agent
	WR Deshon Foxx	Waived
16	WR Kenbrell Thompkins	Signed, Free Agent
	DB Doug Middleton	Placed on IR

22	TE Brandon Barnes	Signed, Free Agent
	WR Marquess Wilson	Released
23	RB Jahad Thomas	Signed, Free Agent
	RB Jordan Todman	Released
27	S Terrence Brooks	Acquired via Trade (PHI)
	CB Dexter McDougle	Traded (PHI)
	DL Kony Ealy	Claimed (NE)
28	S Armagedon Draughn	Signed, Free Agent
	DL Devon Still	Released
	LS Thomas Hennessy	Acquired via Trade (IND)
	S Ronald Martin	Traded (IND)
	DL Anthony Johnson	Placed on IR

## SEPTEMBER

Pos	Player Coach	Transaction
1	WR Jermaine Kearse	Acquired via Trade (SEA)
	DL Sheldon Richardson	Traded (SEA)
	WR Quincy Enunwa	Placed on IR
	TE Chris Gragg	Placed on IR
	LB Corey Lemonier	Placed on IR
	CB Jeremy Clark	Placed on Reserve/NFI
	T Jeff Adams	Waived
	TE Brandon Barnes	Waived
	CB Armagedon Draughn	Waived
	DL Jeremy Faulk	Waived
	WR Chris Harper	Waived
	K Ross Martin	Waived
	LB Spencer Paysinger	Released
	CB David Rivers	Waived
	OL Craig Watts	Waived
	WR Myles White	Waived
2	WR Kalif Raymond	Claimed (DEN)
	LB Edmond Robinson	Claimed (MIN)
	WR Damore'ea Stringfellow	Claimed (MIA)
	TE Will Tye	Claimed (NYG)
	LB Frank Beltre	Signed, Practice Squad
	OL Ben Braden	Signed, Practice Squad
	CB Xavier Coleman	Signed, Practice Squad
	DL Deon Simon	Signed, Practice Squad
	OL Alex Balducci	Waived
	LB Frank Beltre	Waived
	LB Freddie Bishop	Waived
	OL Chris Bordelon	Waived
	OL Ben Braden	Waived
	CB Xavier Coleman	Waived
	FB Anthony Firkser	Waived
	DL Patrick Gamble	Waived
	WR Frankie Hammond	Waived
	LB Connor Harris	Waived
	T Javarius Leamon	Waived
	WR Gabe Marks	Waived





# Personnel Moves

## SEPTEMBER (cont.)

Pos	Player Coach	Transaction
2	RB Romar Morris	Waived
	RB Marcus Murphy	Waived
	LS Tanner Purdum	Released
	DL Deon Simon	Waived
	S Robenson Therezie	Waived
	RB Jahad Thomas	Waived
	S Shamarko Thomas	Released
	DL Lawrence Thomas	Waived
	WR Kenbrell Thompkins	Released
	TE Jason Vander Laan	Waived
	WR Dan Williams	Waived
	WR Jalin Marshall	Reserve/Suspended
	TE Austin Seferian-Jenkins	Reserve/Suspended
3	LB Bruce Carter	Signed, Free Agent
	LB Lorenzo Mauldin	Placed on IR
	LB Freddie Bishop	Signed, Practice Squad
	DL Patrick Gamble	Signed, Practice Squad
	G Geoff Gray	Signed, Practice Squad
	RB Marcus Murphy	Signed, Practice Squad
	WR JoJo Natson	Signed, Practice Squad
	CB Terrell Sinkfield	Signed, Practice Squad
5	WR Jeremy Kerley	Signed, Free Agent
	FB Julian Howsare	Waived
	DL Lawrence Thomas	Signed, Practice Squad
	DL Patrick Gamble	Terminated from Practice Squad
6	TE Neal Sterling	Signed, Free Agent
	WR Damore'ea Stringfellow	Waived
7	WR Damore'ea Stringfellow	Signed, Practice Squad
	LB Frank Beltre	Released, Practice Squad
14	DL Claube Pelon	Waived
16	LB Freddie Bishop	Signed from Practice Squad
	DL Lawrence Thomas	Signed from Practice Squad
	DL Claude Pelon	Signed, Practice Squad
18	TE Austin Seferian-Jenkins	Reinstated from Suspension
	LB Edmond Robinson	Placed on IR
19	WR Kalif Raymond	Waived
21	LB David Bass	Signed, Free Agent
	LB Freddie Bishop	Waived
	WR Kalif Raymond	Signed, Practice Squad
26	CB Robert Nelson	Signed, Practice Squad
	WR Kalif Raymond	Released, Practice Squad
27	RB Travaris Cadet	Signed, Free Agent
	WR Charone Peake	Placed on IR

## OCTOBER

Pos	Player Coach	Transaction
2	WR Jalin Marshall	Reinstated from Suspension
3	TE Will Tye	Waived
	RB Marcus Murphy	Terminated from Practice Squad
4	LB Obum Gwacham	Signed from ARZ Practice Squad
	DL Ed Stinson	Signed, Free Agent
	LB Dylan Donahue	Placed on IR
	LB Freddie Bishop	Signed, Practice Squad
5	TE Neal Sterling	Waived
6	LB Freddie Bishop	Signed from Practice Squad
9	CB Marcus Williams	Waived
10	RB Jahad Thomas	Signed, Practice Squad
14	WR Jalin Marshall	Waived
	CB Xavier Coleman	Signed from Practice Squad
17	WR Jalin Marshall	Signed, Practice Squad
18	S Harold Jones-Quartey	Signed, Practice Squad
	RB Jahad Thomas	Released, Practice Squad
24	CB Robert Nelson	Signed from Practice Squad
	RB Travaris Cadet	Released
	LB Jeremy Cash	Signed, Practice Squad
	RB Akeem Judd	Signed, Practice Squad
	S Harold Jones-Quartey	Terminated from Practice Squad
25	TE Neal Sterling	Signed from KC Practice Squad
	CB Xavier Coleman	Placed on IR
31	DL Xavier Cooper	Signed, Free Agent
	TE Jordan Leggett	Placed on IR
	CB Rashard Robinson	Acquired via Trade (SF)
	DL Ed Stinson	Waived

## NOVEMBER

6	WR Jeremy Kerley	Reserve/Suspended
---	------------------	-------------------

# Offensive Statistics



## Won 4, Lost 5

Date	W/L	Score	Opponent
9/10/2017	L	12- 21	at Buffalo Bills
9/17/2017	L	20- 45	at Oakland Raiders
9/24/2017	W	20- 6	Miami Dolphins
10/1/2017	W	23- 20	Jacksonville Jaguars
10/8/2017	W	17- 14	at Cleveland Browns
10/15/2017	L	17- 24	New England Patriots
10/22/2017	L	28- 31	at Miami Dolphins
10/29/2017	L	20- 25	Atlanta Falcons
11/2/2017	W	34-21	Buffalo Bills

	New York Jets	Opponent
<b>Total First Downs</b>	<b>151</b>	<b>189</b>
Rushing	41	50
Passing	92	107
Penalty	18	32
3rd Down: Made/Att	49/125	50/126
3rd Down Pct.	39.2%	39.7%
4th Down: Made/Att	4/6	1/6
4th Down Pct.	66.7%	16.7%
<b>Possession Avg.</b>	<b>30:27</b>	<b>29:33</b>
<b>Total Net Yards</b>	<b>2,794</b>	<b>3,198</b>
Avg. Per Game	310.4	355.3
Total Plays	534	594
Avg. Per Play	5.2	5.4
<b>Net Yards Rushing</b>	<b>960</b>	<b>1,089</b>
Avg. Per Game	106.7	121.0
Total Rushes	233	260
<b>Net Yards Passing</b>	<b>1,834</b>	<b>2,109</b>
Avg. Per Game	203.8	234.3
Sacked/Yards Lost	26/177	18/108
Gross Yards	2,011	2,217
Attempts/Completions	275/194	316/196
Completion Pct.	70.5%	62.0%
Had Intercepted	7	9
<b>Punts/Average</b>	<b>47/47.0</b>	<b>47/45.7</b>
<b>Net Punting Avg.</b>	<b>42.0</b>	<b>42.0</b>
<b>Penalties/Yards</b>	<b>73/662</b>	<b>67/575</b>
<b>Fumbles/Ball Lost</b>	<b>17/7</b>	<b>14/7</b>
<b>Touchdowns</b>	<b>21</b>	<b>26</b>
Rushing	8	6
Passing	13	19
Returns	0	1

Score by Quarter	Q1	Q2	Q3	Q4	OT	Pts
Team	42	59	57	30	3	191
Opponents	28	58	31	90	0	207

Scoring	TD	Ru	Pa	Rt	PAT	FG	2pt	Sfty	Pts
C.Catanzaro	0	0	0	0	20/20	15/19	0	0	65
R.Anderson	3	0	3	0	0/0	0/0	0	0	24
J.Kearse	4	0	4	0	0/0	0/0	0	0	24
A.Seferian-Jenkins	3	0	3	0	0/0	0/0	0	0	18
J.McCown	3	3	0	0	0/0	0/0	0	0	18
M. Forté	2	2	0	0	0/0	0/0	0	0	12
B.Powell	2	2	0	0	0/0	0/0	0	0	12
J.Kerley <sup>RSUS</sup>	1	0	1	0	0/0	0/0	0	0	6
E.Tomlinson	1	0	1	0	0/0	0/0	0	0	6
E.McGuire	1	1	0	0	0/0	0/0	0	0	6
<b>Team</b>	<b>21</b>	<b>8</b>	<b>13</b>	<b>0</b>	<b>20/20</b>	<b>15/19</b>	<b>0</b>	<b>0</b>	<b>191</b>
<b>Opponents</b>	<b>26</b>	<b>6</b>	<b>19</b>	<b>1</b>	<b>24/25</b>	<b>9/14</b>	<b>0</b>	<b>0</b>	<b>207</b>

**2-Pt. Conversions:** Team: 0/1, Opponents: 0/1

**Sacks:** D.Davis 3.5, J.Adams 2.0, J.Jenkins 2.0, D.Lee 2.0, M.Wilkerson 2.0, D.Bass 2.0, J.Martin 1.5, B.Skrine 1.0, K.Ealy 1.0, L.Williams 0.5, S.McLendon 0.5  
**Team: 18.0, Opponents: 26.0**

<sup>IR</sup>Reserve/Injured | <sup>NWT</sup>Not With Team | <sup>RSUS</sup>Reserve/Suspended by Commissioner

Passing	Att	Cmp	Yds	Cmp%	Yds/Att
J.McCown	274	193	1980	70.4%	7.2
L.Edwards	1	1	31	100.0%	31.0
<b>Team</b>	<b>275</b>	<b>194</b>	<b>2011</b>	<b>70.5%</b>	<b>7.3</b>
<b>Opponents</b>	<b>316</b>	<b>196</b>	<b>2217</b>	<b>62.0%</b>	<b>7.0</b>

Rushing	No.	Yds	Avg	Long	TD
B.Powell	83	390	4.7	75t	2
M.Forté	57	241	4.2	20	2
E.McGuire	61	237	3.9	69t	1
J.McCown	26	70	2.7	22	3
A.Stewart	3	18	6.0	11	0
T.Cadet <sup>NWT</sup>	1	3	3.0	3	0
R.Anderson	1	1	1.0	1	0
L.Thomas	1	0	0.0	0	0
<b>Team</b>	<b>233</b>	<b>960</b>	<b>4.1</b>	<b>75t</b>	<b>8</b>
<b>Opponents</b>	<b>260</b>	<b>1089</b>	<b>4.2</b>	<b>52t</b>	<b>6</b>

Receiving	No.	Yds	Avg	Long	TD
A.Seferian-Jenkins	33	221	6.7	27	3
R.Anderson	31	483	15.6	69t	4
J.Kearse	31	380	12.3	44	4
M.Forté	29	222	7.7	34	0
J.Kerley <sup>RSUS</sup>	22	217	9.9	31t	1
B.Powell	18	140	7.8	31	0
E.Tomlinson	6	111	18.5	34	1
E.McGuire	6	64	10.7	22	0
W.Tye <sup>NWT</sup>	4	38	9.5	21	0
A.Stewart	4	36	9.0	24	0
L.Thomas	4	31	7.8	15	0
T.Cadet <sup>NWT</sup>	3	26	8.7	13	0
M.Williams <sup>NWT</sup>	1	31	31.0	31	0
N.Sterling	1	8	8.0	8	0
C.Peake <sup>IR</sup>	1	3	3.0	3	0
<b>Team</b>	<b>180</b>	<b>1,871</b>	<b>10.4</b>	<b>69t</b>	<b>12</b>
<b>Opponents</b>	<b>167</b>	<b>1,932</b>	<b>11.6</b>	<b>53</b>	<b>17</b>

Interceptions	No.	Yds	Avg	Long	TD
M.Maye	2	44	22.0	32	0
T.Brooks	2	13	6.5	13	0
J.Burris	1	48	48.0	48	0
M.Claiborne	1	28	28.0	28	0
K.Ealy	1	9	9.0	9	0
M.Wilkerson	1	3	3.0	3	0
B.Skrine	1	0	0.0	0	0
<b>Team</b>	<b>9</b>	<b>145</b>	<b>16.1</b>	<b>48</b>	<b>0</b>
<b>Opponents</b>	<b>7</b>	<b>22</b>	<b>3.1</b>	<b>12</b>	<b>0</b>

Punting	No	Yds	Avg	Net	TB	In	Lg	B
L.Edwards	47	2,207	47.0	42.0	3	19	70	0
<b>Team</b>	<b>47</b>	<b>2,207</b>	<b>47.0</b>	<b>42.0</b>	<b>3</b>	<b>19</b>	<b>70</b>	<b>0</b>
<b>Opponents</b>	<b>47</b>	<b>2,149</b>	<b>45.7</b>	<b>42.0</b>	<b>2</b>	<b>15</b>	<b>65</b>	<b>0</b>

Punt Returns	Ret	FC	Yds	Avg	Long	TD
J.Kerley <sup>RSUS</sup>	16	9	85	5.3	15	0
K.Raymond <sup>NWT</sup>	5	3	38	7.6	25	0
E.McGuire	1	2	10	10.0	10	0
<b>Team</b>	<b>22</b>	<b>14</b>	<b>133</b>	<b>6.0</b>	<b>25</b>	<b>0</b>
<b>Opponents</b>	<b>23</b>	<b>12</b>	<b>173</b>	<b>7.5</b>	<b>19</b>	<b>0</b>

Kickoff Returns	No.	Yds	Avg	Long	TD
A.Stewart	9	173	19.2	32	0
K.Raymond <sup>NWT</sup>	3	85	28.3	40	0
E.McGuire	3	67	22.3	24	0
D.Bass	1	10	10.0	10	0
J.Jenkins	1	7	7.0	7	0
<b>Team</b>	<b>17</b>	<b>342</b>	<b>20.1</b>	<b>40</b>	<b>0</b>
<b>Opponents</b>	<b>12</b>	<b>267</b>	<b>22.3</b>	<b>31</b>	<b>0</b>

Field Goals	1-19	20-29	30-39	40-49	50+
C.Catanzaro	0/0	3/3	1/1	9/13	2/2
<b>Team</b>	<b>0/0</b>	<b>3/3</b>	<b>1/1</b>	<b>9/13</b>	<b>2/2</b>
<b>Opponents</b>	<b>0/0</b>	<b>5/5</b>	<b>3/4</b>	<b>1/3</b>	<b>0/2</b>

Fumbles Lost:	J.McCown	J.Kerley	A.Seferian-Jenkins	K.Raymond	E.McGuire	Total:
	2	2	1	1	1	<b>7</b>

Opponent Fumble Recoveries:	Ja.Adams	B.Skrine	D.Davis	F.Bishop	J.Burris	J.Jenkins	Total:
	2	1	1	1	1	1	<b>7</b>



# Defensive Statistics

Player	Totals	Tackles	Assists	TFL	Sacks	Yards	QH	INT	Yards	PD	FF	FR	Yards
Demario Davis	95	62	33	5	3.5	15.0	6	-	-	1	-	1	12
Darron Lee	72	53	19	7	2.0	9.0	3	-	-	2	2	-	-
Marcus Maye	43	31	12	-	-	-	1	2	44	2	1	-	-
Jamal Adams	42	33	9	4	2.0	18.0	2	-	-	4	-	2	0
Leonard Williams	40	23	17	3	0.5	4.5	13	-	-	-	-	-	-
Buster Skrine	39	35	4	1	1.0	12.0	2	1	0	3	1	1	0
Muhammad Wilkerson	36	23	13	3	2.0	8.0	7	1	3	4	-	-	-
Morris Claiborne	29	25	4	2	-	-	-	1	28	7	-	-	-
Steve McLendon	27	19	8	4	0.5	4.5	2	-	-	-	-	-	-
Jordan Jenkins	25	14	11	4	2.0	15.0	11	-	-	-	1	1	0
Darryl Roberts	24	23	1	1	-	-	-	-	-	5	-	-	-
David Bass	21	13	8	3	2.0	3.0	8	-	-	-	-	-	-
Josh Martin	17	9	8	6	1.5	3.0	6	-	-	-	-	-	-
Mike Pennel	17	12	5	-	-	-	-	-	-	-	-	-	-
Kony Ealy	14	9	5	2	1.0	5.0	6	1	-	8	-	-	-
Juston Burris	9	8	1	-	-	-	-	1	48	1	1	1	0
Julian Stanford	7	4	3	-	-	-	-	-	-	-	-	-	-
Freddie Bishop	7	3	4	-	-	-	-	-	-	-	-	1	0
Terrence Brooks	5	4	1	-	-	-	3	2	13	3	-	-	-
Dylan Donahue <sup>IR</sup>	4	2	2	-	-	-	4	-	-	-	-	-	-
Robert Nelson	4	4	0	-	-	-	-	-	-	-	-	-	-
Claude Pelon <sup>PS</sup>	4	2	2	-	-	-	-	-	-	-	-	-	-
Ed Stinson <sup>NWT</sup>	3	1	2	-	-	-	-	-	-	-	-	-	-
Rontez Miles	-	-	-	-	-	-	1	-	-	-	-	-	-
<b>Totals</b>	<b>584</b>	<b>412</b>	<b>172</b>	<b>45</b>	<b>18.0</b>	<b>97.0</b>	<b>75</b>	<b>9</b>	<b>136</b>	<b>40</b>	<b>6</b>	<b>7</b>	<b>12</b>



## SPECIAL TEAMS TACKLES

Player	Totals	Tackles	Assists
Rontez Miles	13	8	5
Julian Stanford	10	5	5
Josh Martin	9	6	3
Bruce Carter	7	3	4
Jordan Jenkins	4	2	2
David Bass	2	1	1
Terrence Brooks	2	1	1
Thomas Hennessy	2	2	0
Darryl Roberts	2	1	1
ArDarius Stewart	2	1	1
Lawrence Thomas	2	1	1
Marcus Williams <sup>NWT</sup>	2	1	1
Jamal Adams	1	0	1
Juston Burris	1	0	1
Dylan Donahue <sup>IR</sup>	1	0	1
Marcus Maye	1	0	1
Charone Peake <sup>IR</sup>	1	1	0
Edmond Robinson <sup>IR</sup>	1	1	0
Eric Tomlinson	1	1	0
<b>Totals</b>	<b>64</b>	<b>35</b>	<b>29</b>



## SPECIAL TEAMS STATISTICS

Touchdowns:	0
Blocked Punts:	0
Blocked Punt Returns:	0
Blocked Field Goals:	0
Blocked FG Returns:	0
Blocked Extra Point:	0
Forced Fumbles:	1 Thomas Hennessy (at CLV, 10/8)
Fumble Recoveries:	0

**Key:** TFL = Tackles for Loss, QH = Quarterback Hits; INT = Interception; FF = Forced Fumbles, FR = Fumble Recovery, PD = Pass Defensed

<sup>IR</sup>Injured Reserve | <sup>NWT</sup>Not With Team | <sup>PS</sup>Practice Squad



## TEAM

### Won in Overtime

**JETS:** 23-20 vs. JAX (41-yd FG by Chandler Catanzaro) 10/01/17  
**OPP:** 30-24, at MIN (87-yd TD by Jarius Wright) 12/07/14

### Won in Last 2:00 of Regulation

**JETS:** 19-16 (Randy Bullock 40-yd FG; 0:36 in 4Q) at DAL 12/19/15  
**OPP:** 31-28 (Cody Parkey 39-yd FG; 0:22 in 4Q), at MIA 10/22/17

### Tied Game in Last 2:00

**JETS:** 17-17 (Nick Folk 50-yd FG; 1:57 in 4Q) at SF 12/11/16  
**OPP:** 20-20 (Jason Myers 22-yd FG), vs. JAX 10/01/17

### Shutout

**JETS:** 37-0 vs. CIN 01/13/10  
**OPP:** 31-0, at SD 10/05/14

### Won by Three-or-Less Points

**JETS:** 17-14 at CLV 10/08/17  
**OPP:** 31-28, at MIA 10/22/17

### Won by Eight-or-Less Points

**JETS:** 17-14 at CLV 10/08/17  
**OPP:** 25-20, vs. ATL 10/29/17

### Won by 20+ Points

**JETS:** 30-10 vs. BUF 01/01/17  
**OPP:** 45-20, at OAK 09/17/17

### Won after Trailing by 20+ Points

**JETS:** 40-37 (Trailed 30-7 with 00:12 in 3Q) vs. MIA 10/23/00  
**OPP:** 31-27 (Trailed 21-0 with 5:53 in 2Q), vs. NE 11/10/96

### Won after Trailing by 10+ Points

**JETS:** 23-17 (Trailed 17-3 with 1:43 in 2Q) at SF 12/11/16  
**OPP:** 31-28 (Trailed 28-14 with 11:22 in 4Q), at MIA 10/22/17

### Won after Trailing in the Fourth Quarter

**JETS:** 23-17 (Trailed 17-14 until 8:23) at SF 12/11/16  
**OPP:** 25-20 (Trailed 17-16 until 12:22), vs. ATL 10/29/17

### Won after Trailing at Halftime

**JETS:** 23-17 (Trailed 17-3 at Half) at SF 12/11/16  
**OPP:** 25-20 (Trailed 17-13 at Half), vs. ATL 10/29/17

## OFFENSE

### 500+ Total Net Yards (Team)

**JETS:** 513 (182 rush, 331 pass) vs. BUF 09/22/13  
**OPP:** 511 (125 rush, 386 pass), at NE 11/13/08

### 400+ Total Net Yards (Team)

**JETS:** 408 (74 rush, 334 pass) vs. NE 10/15/17  
**OPP:** 419 (140 rush, 279 pass), at CLV 10/08/17

### 50+ Points Scored (Team)

**JETS:** 56 vs. ARZ 09/28/08  
**OPP:** 52, at MIA 09/03/95

### 40+ Points Scored (Team)

**JETS:** 48 vs. BUF 09/09/12  
**OPP:** 45, at OAK 09/17/17

### No Turnovers

**JETS:** vs. BUF 11/02/17  
**OPP:** at OAK 09/17/17

### No Sacks Allowed

**JETS:** at KC 09/25/16  
**OPP:** vs. NE 10/15/17

## PASSING

### 100+ Passer Rating (Individual)

**JETS:** Josh McCown (106.2) vs. BUF 11/02/17  
**OPP:** Tyrod Taylor (108.9), vs. BUF 11/02/17

### 400+ Net Passing Yards (Team)

**JETS:** 473 (69 att) at BLT 12/24/00  
**OPP:** 426 (57 att), vs. ARZ 09/28/08

### 300+ Net Passing Yards (Team)

**JETS:** 334 (47 att) vs. NE 10/15/17  
**OPP:** 326 (37 att), at MIA 10/22/17

### 400+ Passing Yards (Individual)

**JETS:** Vinny Testaverde (481) at BLT 12/24/00  
**OPP:** Matt Cassel (400), at NE 11/13/08

### 300+ Passing Yards (Individual)

**JETS:** Josh McCown (354 yds) vs. NE 10/15/17  
**OPP:** Josh McCown (341 yds), at CLV 10/30/16

### 50+ Passing Attempts (Individual)

**JETS:** Ryan Fitzpatrick (50 att.) at NYG 12/06/15  
**OPP:** Tom Brady (50 att.), vs. NE 11/27/16

### 40+ Passing Attempts (Individual)

**JETS:** Josh McCown (47 att.), vs. NE 10/15/17  
**OPP:** Jay Cutler (44 att.), vs. MIA 09/24/17

### 30+ Pass Completions (Individual)

**JETS:** Josh McCown (31 cmp.) vs. NE 10/15/17  
**OPP:** Tom Brady (30 cmp.), vs. NE 11/27/16

### 25+ Pass Completions (Individual)

**JETS:** Josh McCown (26 cmp.) vs. ATL 10/29/17  
**OPP:** Tyrod Taylor (29 cmp.), vs. BUF 11/02/17

### Six+ Touchdown Passes (Individual)

**JETS:** Brett Favre (6\*) vs. ARZ 09/28/08  
**OPP:** Dan Marino (6), vs. MIA 09/21/86

\*Tied Franchise Record

### Five+ Touchdown Passes (Individual)

**JETS:** Brett Favre (6\*) vs. ARZ 09/28/08  
**OPP:** Andy Dalton (5), at CIN 10/27/13

\*Tied Franchise Record

### Four+ Touchdown Passes (Individual)

**JETS:** Ryan Fitzpatrick (4) vs. MIA 11/29/15  
**OPP:** Matt Moore (4), vs. MIA 12/17/16

## RUSHING

### 300+ Rushing Yards (Team)

**JETS:** 316 (54 att.) at OAK 10/25/09  
**OPP:** 328 (47 att.), at NE 09/18/83

### 200+ Rushing Yards (Team)

**JETS:** 256 (32 att.) vs. JAX 10/01/17  
**OPP:** 248 (27 att.), at SF 12/11/16

### 200+ Rushing Yards (Individual)

**JETS:** Thomas Jones (210 yds\*) vs. BUF 10/18/09  
**OPP:** Thurman Thomas (214 yds), vs. BUF 09/24/90

\*Franchise Record

### 100+ Rushing Yards (Individual)

**JETS:** Bilal Powell (163 yds) vs. JAX 10/01/17  
**OPP:** LeSean McCoy (110 yds), at BUF 09/10/17





## RUSHING (continued)

### Consecutive 100-Yard Rushing Performances (Individual)

JETS:	Chris Ivory (166 yds) at MIA (London)	10/04/15
	Chris Ivory (146 yds) vs. WAS	10/18/15
OPP:	Branden Oliver (114 yds), at SD	10/05/14
	Ronnie Hillman (100 yds), vs. DEN	10/12/14

### 50+ Rushing Attempts (Team)

JETS:	52 (177 yds) vs. NE	10/20/13
OPP:	50 (151 yds), vs. NE	12/26/05

### 40+ Rushing Attempts (Team)

JETS:	<b>41 (194 yds) vs BUF</b>	<b>11/02/17</b>
OPP:	<b>42 (190 yds), at BUF</b>	<b>09/10/17</b>

### 30+ Rushing Attempts (Individual)

JETS:	Matt Forté (30) vs. BLT	10/23/16
OPP:	Clinton Portis (36), vs. WAS	11/04/07

### Three+ Rushing Touchdowns (Individual)

JETS:	Matt Forté (3) at BUF	09/15/16
OPP:	David Johnson (3), at ARZ	10/17/16

### Two Rushing Touchdowns (Individual)

JETS:	<b>Matt Forté (2) vs. BUF</b>	<b>11/02/17</b>
OPP:	LeGarrette Blount (2), at NE	12/24/16

### Rush of 70 Yards or More (Individual)

JETS:	<b>Bilal Powell (75t) vs. JAX</b>	<b>10/01/17</b>
OPP:	Lamar Miller (97t), at MIA	12/28/14

### Rush of 40 Yards or More (Individual)

JETS:	<b>Bilal Powell (51) vs. BUF</b>	<b>11/02/17</b>
OPP:	<b>Tevin Coleman (52), vs. ATL</b>	<b>10/29/17</b>

## RECEIVING

### 10+ Receptions (Individual)

JETS:	Bilal Powell (11 rec.) vs. MIA	12/17/16
OPP:	Mike Wallace (10 rec.), vs. BLT	10/23/16

### 200+ Receiving Yards (Individual)

JETS:	Eric Decker (221 yds) at MIA	12/28/14
OPP:	Jordy Nelson (209 yds), at GB	09/14/14

### 100+ Receiving Yards (Individual)

JETS:	<b>Robby Anderson (104 yds) vs. ATL</b>	<b>10/29/17</b>
OPP:	TY Hilton (146 yds), vs. IND	12/05/16

### Consecutive 100-Yard Receiving Games (Individual)

JETS:	Brandon Marshall (115 yds) vs. NE	12/27/15
	Brandon Marshall (126 yds) at BUF	01/03/16
OPP:	Mike Wallace (120 yds), vs. BLT	10/23/16
	Terrelle Pryor (101 yds), at CLV	10/30/16

### Two 100-Yard Receivers in Same Game

JETS:	Brandon Marshall (101 yds) at BUF	09/15/16
	Eric Decker (126 yds) at BUF	
OPP:	Allen Hurns (122 yds), vs. JAX	11/08/15
	Allen Robinson (121 yds), vs. JAX	

### Three+ Receiving Touchdowns (Individual)

JETS:	Plaxico Burress (3) vs. SD	10/23/11
OPP:	<b>Michael Crabtree (3), at OAK</b>	<b>09/17/17</b>

### Two Receiving Touchdowns (Individual)

JETS:	<b>Jermaine Kearse (2), at OAK</b>	<b>09/17/17</b>
OPP:	<b>Kenny Stills (2), at MIA</b>	<b>10/22/17</b>

### Multiple Receivers with Multiple Receiving TDs

JETS:	Laveranues Coles (3) vs. ARZ	09/28/08
	Jerricho Cotchery (2)	
OPP:	Andre Reed (2), at BUF	11/24/96
	Steve Tasker (2)	

### Pass Reception of 70 Yards or More

JETS:	Eric Decker (74t yds) at MIA	12/28/14
OPP:	Sammie Coates (72t yds), at PIT	10/09/16

### Pass Reception of 40 Yards or More

JETS:	<b>Jermaine Kearse (44 yds) vs. NE</b>	<b>10/15/17</b>
OPP:	<b>Julio Jones (53 yds), vs. ATL</b>	<b>10/29/17</b>

## DEFENSE

### Shutout

JETS:	37-0 vs. CIN	01/03/10
OPP:	31-0, at SD	10/05/14

### Game without Allowing an Offensive Touchdown (Team)

JETS:	6-9 vs. LA	11/13/16
OPP:	41-3, at NE	12/24/16

### Under 200 Total Yards Allowed (Team)

JETS:	158 vs. OAK	09/07/14
OPP:	151, at SD	10/05/14

### Under 100 Net Passing Yards Allowed (Team)

JETS:	56 vs. ARZ	12/02/12
OPP:	49, vs. MIA	12/01/14

### Completion Percentage under 50.0% (Team)

JETS:	<b>42.9% (B. Bortles: 15/35) vs. JAX</b>	<b>10/01/17</b>
OPP:	43.2% (R. Fitzpatrick & B. Petty: 16/37), vs. IND	12/05/16

### Passer Rating under 50 (Team)

JETS:	42.7 (M. Cassel & K. Moore) at DAL	12/19/15
OPP:	13.9 (R. Fitzpatrick & B. Petty), at NE	12/24/16

### Under 50 Rushing Yards Allowed (Team)

JETS:	<b>30 (15 att.) vs. MIA</b>	<b>09/24/17</b>
OPP:	<b>43 (22 att.), vs. ATL</b>	<b>10/29/17</b>

### Five+ Takeaways (Team)

JETS:	5 (3 INTs, 2 FRs) at IND	09/21/15
OPP:	8 (6 INTs, 2 FRs), at KC	09/25/16

### Four+ Takeaways (Team)

JETS:	4 (4 INTs) at DAL	12/19/15
OPP:	4 (3 INTs, 1 FR), at NE	12/24/16

### Safety (Individual)

JETS:	Sheldon Richardson Sack (T. Bridgewater) at MIN	12/07/14
OPP:	Geno Smith Intentional Grounding, at TEN	12/14/14

### Six+ Sacks (Team)

JETS:	<b>7 vs. BUF</b>	<b>11/02/17</b>
OPP:	6, at SF	12/11/16

### Three+ Sacks (Individual)

JETS:	Muhammad Wilkerson (3.0) vs. TEN	12/13/15
OPP:	Olivier Vernon (3.0), vs. MIA	12/01/13

### Two+ Sacks (Individual)

JETS:	<b>Jordan Jenkins (2.0) vs. BUF</b>	<b>11/02/17</b>
OPP:	<b>Cameron Wake (2.5), at MIA</b>	<b>10/22/17</b>

### Three+ Interceptions (Team)

JETS:	4 at DAL	12/19/15
OPP:	3, vs. MIA	12/17/16



## DEFENSE (continued)

### Two+ Interceptions (Individual)

**JETS:** Terrence Brooks (2) vs. MIA 09/24/17  
**OPP:** Malcolm Buler (2), at NE 12/24/16

### Interception Returned for a Touchdown (Individual)

**JETS:** Antonio Allen (T. Brady) 23 yds vs. NE 10/20/13  
**OPP:** Derrick Johnson (R. Fitzpatrick), 55 yds, at KC 09/25/16

### Three+ Fumble Recoveries (Team)

**JETS:** 3 vs. BUF 11/02/17  
**OPP:** 4, vs. NE 11/22/12

### Two+ Forced Fumbles (Individual)

**JETS:** LaRon Landry (2) at SL 11/18/12  
**OPP:** Kyle Fuller (2), vs. CHI 11/22/14

### Two+ Fumble Recoveries (Individual)

**JETS:** Darrelle Revis (2) at IND 09/21/15  
**OPP:** Bashaud Breeland (2), vs. WAS 10/18/15

### Fumble Recovery Returned for a Touchdown (Individual)

**JETS:** Charone Peake (42 yds) own recovery, vs. SEA 10/02/16  
**OPP:** Myles Jack (81 yds), vs. JAX 10/01/17

## SPECIAL TEAMS

### Blocked Punt (Individual)

**JETS:** Antonio Allen (M. King) vs. OAK 12/08/13  
**OPP:** Walt Aikens (L. Edwards), vs. MIA 12/17/16

### Blocked Punt Returned for a Touchdown (Individual)

**JETS:** Antonio Allen (0t yds; M. King) vs. OAK 12/08/13  
**OPP:** Walt Aikens (11t yds; L. Edwards), vs. MIA 12/17/16

### Blocked Field Goal (Individual)

**JETS:** Muhammad Wilkerson (46 yds; R. Bironas) at TEN 12/17/12  
**OPP:** Alan Branch (54 yds; N. Folk) vs. NE 11/27/16

### Blocked Field Goal Returned for a Touchdown (Individual)

**JETS:** Ray Mickens (72t yds; C. Ford) vs. OAK 09/21/97  
**OPP:** Mike Haynes (65t yds; P. Leahy), vs. NE 10/05/80

### Missed Field Goal Returned for a Touchdown (Individual)

**JETS:** Aaron Glenn (104t yds) at IND 11/15/98  
 (Vanderjagt 63-yard FG attempt)  
**OPP:** Never

### Blocked Extra Point (Individual)

**JETS:** Bryan Thomas (A. Vinatieri) at IND 12/27/09  
**OPP:** Antwan Odom (M. Nugent), at TEN 12/23/07

### Missed Extra Point (Individual)

**JETS:** Nick Folk vs. LA 11/13/16  
**OPP:** Cody Parkey, vs. MIA 09/24/17

### Kickoff Return for a Touchdown (Individual)

**JETS:** Joe McKnight (100t yds) vs. HST 10/08/12  
**OPP:** Kenyan Drake (96t yds), at MIA 11/06/16

### Kickoff Return of 40+ Yards

**JETS:** Kalif Raymond (40 yds), at OAK 09/17/17  
**OPP:** Kenyan Drake (96t yds), at MIA 11/06/16

### Punt Return for a Touchdown (Individual)

**JETS:** Jeremy Kerley (68t yds) vs. BUF 09/09/12  
**OPP:** Dwayne Harris (80t yds), at NYG 12/06/15

### Punt Return of 20+ Yards (Individual)

**JETS:** Kalif Raymond (25 yds) at BUF 09/10/17  
**OPP:** Chester Rogers (30 yds), vs. IND 12/05/16

### Game-Winning Field Goal (Last 2:00 of 4Q or OT)

**JETS:** Chandler Catanzaro (41 yds; 0:28, OT) vs. JAX 10/01/17  
**OPP:** Cody Parkey (39 yd; 0:22 in 4Q), at MIA 10/22/17

### Five+ Field Goals Attempted

**JETS:** Nick Folk (5/5) at MIN 12/07/14  
**OPP:** Shaun Suisham (5/5), at WAS 11/04/07

### Four+ Field Goals Made

**JETS:** Nick Folk (5/5) at MIN 12/07/14  
**OPP:** Justin Tucker (4/4), at BLT 11/24/13

### Successful Onsides Kick

**JETS:** Nick Folk (B. Marshall recovered) at NE 10/25/15  
**OPP:** Stephen Hauschka (S. Thomas recovered), vs. BUF 11/02/17

### Failed Onsides Kick

**JETS:** Nick Folk (J. Graham recovered) vs. SEA 10/02/16  
**OPP:** Stephen Hauschka (A. Stewart recovered), vs. BUF 11/02/17

**BOLD = Happened during 2017 Season**



## Overall Record ..... 4-5

Home.....	3-2
Away.....	1-3

### When:

Jets win coin toss.....	2-2
Jets lose coin toss.....	2-3
Scoring first.....	3-3
Opponent scores first.....	1-2
Leading at halftime.....	3-2
Tied at halftime.....	1-1
Trailing at halftime.....	0-2
Leading after three quarters.....	4-2
Tied after three quarters.....	0-0
Trailing after three quarters.....	0-3
Overtime.....	1-0
Scoring on first possession.....	0-3
Scoring touchdown on first possession.....	0-3
Scoring field goal on first possession.....	0-0
Scoring 10 or more points.....	4-5
Scoring 20 or more points.....	3-3
Scoring 30 or more points.....	1-0
Allowing 10 or fewer points.....	1-0
Allowing 20 or fewer points.....	3-0
Outcomes of 8 points or less.....	2-3
Outcomes of 3 points or less.....	2-1
Rushing 20 or more times.....	2-4
Rushing 30 or more times.....	3-0
Rushing 40 or more times.....	1-0
Time of possession 30:00 or more.....	3-2
Individual Jets 100-yard rusher.....	1-0
Individual Jets 100-yard receiver.....	0-1
Individual Jets 300-yard passer.....	0-1
Jets out-gain opposition.....	3-1
Jets out-rush opposition.....	3-1
Jets out-pass opposition.....	2-1
Opponent individual 100-yard rusher.....	0-1
Opponent individual 100-yard receiver.....	0-0
Opponent individual 300-yard passer.....	0-0

### Surfaces:

On Grass.....	1-2
On Artificial Turf.....	3-3
Outdoors.....	4-5
Indoors.....	0-0

### By Month:

September.....	1-2
October.....	2-3
November.....	1-0

### Against:

AFC Opponents.....	4-4
AFC East.....	2-3
AFC North.....	1-0
AFC South.....	1-0
AFC West.....	0-1
NFC Opponents.....	0-1
NFC South.....	0-1

### Jersey Color:

Green Jerseys.....	2-3
White Jerseys.....	1-2
Alternate Jerseys.....	1-0

### Time Of Game:

Day.....	3-5
Night.....	1-0

### Turnover Differential:

Positive.....	3-1
+1.....	1-1
+2.....	1-0
+3 or more.....	1-0
Even.....	0-1
Negative.....	1-3
-1.....	1-2
-2.....	0-1
-3 or more.....	0-0



## SINGLE-GAME TEAM HIGHS & LOWS:

### YARDS/FIRST DOWNS

	HIGH		LOW		HIGH		LOW	
Total Net Yards	471	vs. JAX 10/1	212	at CLV 10/8	419	at CLV 10/8	225	vs. MIA 9/24
Total Plays	75	vs. NE 10/15	51	at CLV 10/8	75	vs. JAX 10/1	55	at OAK 9/17
First Downs	23	vs. NE 10/15	11	at BUF 9/10	25	at MIA 10/22	16	vs. MIA 9/24

### RUSHING

	HIGH		LOW		HIGH		LOW	
Rushing Yards	256	vs. JAX 10/1	34	at CLV 10/8	190	at BUF 9/10	30	vs. MIA 9/24
Rushing Attempts	41	vs. BUF 11/2	15	at BUF 9/10	42	at BUF 9/10	15	vs. MIA 9/24
Average Gain/Rush	8.0	vs. JAX 10/1	1.9	at CLV 10/8	6.7	at OAK 9/17	2.0	vs. MIA 9/24

### PASSING

	HIGH		LOW		HIGH		LOW	
Net Passing Yards	334	vs. NE 10/15	137	vs. BUF 11/2	304	at MIA 10/22	136	vs. JAX 10/1
Pass Attempts	47	vs. NE 10/15	20	vs. BUF 11/2	45	vs. MIA 9/24	28	2x, last at OAK 9/17
Pass Completions	31	vs. NE 10/15	14	vs. BUF 11/2	26	vs. MIA 9/24	15	vs. JAX 10/1
Average Gain/Pass	9.3	vs. MIA 9/24	4.4	at BUF 9/10	8.2	2x, last vs ATL 10/29	3.8	vs. JAX 10/1
Interceptions Thrown	2	2x, last vs. NE 10/15	0	4x, last vs. BUF 11/2	2	3x, last at MIA 10/22	0	3x, last vs. BUF 11/2
Sacks Allowed	5.0	vs. JAX 10/1	1.0	2x, last vs. BUF 11/2	7.0	vs. BUF 11/2	0.0	2x, last vs. NE 10/15

### FUMBLES LOST

	HIGH		LOW		HIGH		LOW	
Fumbles Lost	2	at OAK 9/17	0	3x, last vs. BUF 11/2	3	vs. BUF 11/2	0	5x, last at MIA 10/22

### PENALTIES

	HIGH		LOW		HIGH		LOW	
Penalties	12	at MIA 10/22	5	2x, last at OAK 9/17	11	vs. BUF 11/2	6	5x, last vs. ATL 10/29
Yards Penalized	124	at MIA 10/22	47	at OAK 9/17	99	vs. BUF 11/2	45	vs. NE 10/15

### POINTS | TIME OF POSSESSION

	HIGH		LOW		HIGH		LOW	
Points	34	vs. BUF 11/2	12	at BUF 9/10	45	at OAK 9/17	6	vs. MIA 9/24
Touchdowns	4	2x, last vs. BUF 11/2	1	at BUF 9/10	6	at OAK 9/17	1	vs. MIA 9/24
Time of Possession	36:08	vs. MIA 9/24	25:34	at CLV 10/8	35:08	vs. JAX 10/1	23:52	vs. MIA 9/24

## INDIVIDUAL SINGLE-GAME BEST:

### RUSHING:

	NEW YORK JETS	OPPONENTS
Yards Rushing	163..... Bilal Powell, vs. JAX 10/1	110..... LeSean McCoy, at BUF 9/10
Rushing Attempts	21..... Bilal Powell, vs. JAX 10/1	24..... Leonard Fournette, vs. JAX 10/1
Longest Run	75..... Bilal Powell, vs. JAX 10/1	52t..... Jalen Richard, at OAK 9/17
Longest TD Run	75..... Bilal Powell, vs. JAX 10/1	52..... 2x, last Tevin Coleman, vs. ATL 10/29

### PASSING:

Yards Passing (gross)	354..... Josh McCown, vs. NE 10/15	285..... Tyrod Taylor, vs. BUF 11/2
Passes Attempted	47..... Josh McCown, vs. NE 10/15	45..... Jay Cutler, vs. MIA 9/24
Passes Completed	31..... Josh McCown, vs. NE 10/15	29..... Tyrod Taylor, vs. BUF 11/2
TD Passes	3..... Josh McCown, at MIA 10/22	3..... Derek Carr, at OAK 9/17

### RECEIVING:

Yards Receiving	104..... Robby Anderson, vs. ATL 10/29	93..... 2x, last Jarvis Landry, at MIA 10/22
Receptions	8..... 2x, last Matt Forté vs. NE 10/15	8..... DeVante Parker, vs. MIA 9/24
Longest Reception	69t..... Robby Anderson, vs. MIA 9/24	47..... Jordan Matthews, at BUF 9/10
Longest TD Pass	69..... J. McCown to R. Anderson, vs. MIA 9/24	41..... K. Hogan to D. Johnson, at CLV 10/8

### SPECIAL TEAMS/DEFENSE:

Longest Kick Return	40..... Kalif Raymond <sup>NWT</sup> , at OAK 9/17	31..... Cordarrelle Patterson, at OAK 9/17
Longest Punt	70..... Lachlan Edwards, vs. JAX 10/1	65..... Marquette King, at OAK 9/17
Longest Punt Return	25..... Kalif Raymond <sup>NWT</sup> , at BUF 9/10	19..... Brandon Tate, at BUF 9/10
Longest Field Goal	57..... Chandler Catanzaro, at CLV 10/8	39..... Cody Parkey, at MIA 10/22
Longest FG Att.	57..... Chandler Catanzaro, at CLV 10/8	52..... 2x, last Zane Gonzalez, at CLV 10/8
Most Tackles	14..... Demario Davis, at BUF 9/10	13..... Telvin Smith, vs. JAX 10/1
QB Sacks	2.0..... Jordan Jenkins, vs. BUF 11/2	2.5..... Cameron Wake, at MIA 10/22
Pass Intercepted	2..... Terrence Brooks, vs. MIA 9/24	1..... 7x, last Bobby McCain, at MIA 10/22

<sup>R</sup>Reserve/Injured | <sup>NWT</sup>Not With Team





# Supplemental Statistics

## TAKEAWAY-GIVEAWAY

TAKEAWAYS: 16 resulting in 5 TD, 3 FG, 1 MFG, 5 Punt, 0 Blk Punt, 0 INT, 0 Fumbles, 1 Half, 0 Game, 0 Downs = **44 Points**

GIVEAWAYS: 14 resulting in 5 TD, 3 FG, 0 MFG, 2 Punt, 0 Blk Punt, 2 INT, 0 Fumbles, 0 Half, 1 Game, 0 Downs = **44 Points**

## GAME-BY-GAME TAKEAWAYS/GIVEAWAYS

DATE	OPP.	TAKEAWAYS			GIVEAWAYS			Differential	W/L
		INT	Fumbles	Total	INT	Fumbles	Total		
09/10	at BUF	1	0	1	2	0	2	-1	L
09/17	at OAK	0	0	0	0	2	2	-2	L
09/24	vs. MIA	2	0	2	0	1	1	+1	W
10/1	vs. JAX	1	0	1	1	1	2	-1	W
10/8	at CLV	2	1	3	1	0	1	+2	W
10/16	vs. NE	1	1	2	2	1	3	-1	L
10/22	at MIA	2	0	2	1	1	2	0	L
10/29	vs. ATL	0	2	2	0	1	1	+1	L
11/2	vs. BUF	0	3	3	0	0	0	+3	W
<b>TOTAL</b>		<b>9</b>	<b>7</b>	<b>16</b>	<b>7</b>	<b>7</b>	<b>14</b>	<b>+2</b>	<b>4-5</b>

## BIG RUSHING PLAYS (Runs of 10 or more yards)

	NEW YORK JETS (25)	OPPONENTS (27)
at BUF (9/10)	11.....Bilal Powell	10.....LeSean McCoy 10.....Tyrod Taylor 14.....Tyrod Taylor 14.....Mike Tolbert 16.....Mike Tolbert 20.....LeSean McCoy 23.....LeSean McCoy 27.....LeSean McCoy
at OAK (9/17)	11.....Elijah McGuire 16.....Matt Forté 22.....Josh McCown	10.....DeAndre Washington 13.....Marshawn Lynch <b>43</b> ..... <b>Cordarrelle Patterson</b> <b>52</b> ..... <b>Jalen Richard</b>
vs. MIA (9/24)	10.....Elijah McGuire 12.....Matt Forté	
vs. JAX (10/1)	<b>75</b> ..... <b>Bilal Powell</b> 33.....Bilal Powell 13.....Bilal Powell <b>69</b> ..... <b>Elijah McGuire</b> 12.....Bilal Powell	11.....Leonard Fournette 10.....Chris Ivory 27.....Blake Bortles 10.....Chris Ivory
at CLV (10/8)	11.....ArDarius Stewart	18.....DeShone Kizer 10.....Isaiah Crowell 16.....Isaiah Crowell 11.....Kevin Hogan 10.....Isaiah Crowell 11.....Dion Lewis
vs. NE (10/15)	12.....Elijah McGuire 16.....Josh McCown	
at MIA (10/22)	25.....Bilal Powell 15.....Matt Forté	11.....Jay Ajayi
vs. ATL (10/29)	12.....Bilal Powell	14.....Matt Ryan 52.....Tevin Coleman 13.....LeSean McCoy 18.....Tyrod Taylor
vs. BUF (11/2)	13.....Matt Forté <b>10</b> ..... <b>Josh McCown</b> 20.....Matt Forté 51.....Bilal Powell <b>10</b> ..... <b>Matt Forté</b> 11.....Bilal Powell 15.....Elijah McGuire 10.....Elijah McGuire	

<sup>IR</sup>Reserve/Injured | <sup>NWT</sup>Not With Team

**Bold indicates TD**



## BIG PASSING PLAYS (Plays of 20 or more yards)

	NEW YORK JETS (29)
9/10 at BUF	21.....Will Tye <sup>NWT</sup> 25.....Eric Tomlinson
9/17 at OAK	<b>34</b> ..... <b>Jermaine Kearse</b> 34.....Matt Forté
9/24 vs. MIA	20.....Robby Anderson 24.....ArDarius Stewart <b>69</b> ..... <b>Robby Anderson</b>
10/1 vs. JAX	22.....Elijah McGuire 27.....Austin Seferian-Jenkins 31.....Marcus Williams <sup>NWT</sup> 41.....Robby Anderson 22.....Jermaine Kearse
10/8 at CLV	34.....Eric Tomlinson <b>24</b> ..... <b>Jermaine Kearse</b>
10/15 vs. NE	23.....Robby Anderson 30.....Jeremy Kerley <b>31</b> ..... <b>Jeremy Kerley</b> 44.....Jermaine Kearse 32.....Robby Anderson
10/22 at MIA	31.....Bilal Powell <b>29</b> ..... <b>Jermaine Kearse</b> 26.....Eric Tomlinson 21.....Matt Forté
10/29 vs. ATL	<b>20</b> ..... <b>Eric Tomlinson</b> <b>24</b> ..... <b>Robby Anderson</b> 32.....Robby Anderson 24.....Robby Anderson
11/2 vs. BUF	20.....Jermaine Kearse <b>25</b> ..... <b>Robby Anderson</b>

	OPPONENTS (33)
21.....	Zay Jones
21.....	LeSean McCoy
22.....	Nick O'Leary
35.....	Charles Clay
47.....	Jordan Matthews
21.....	Michael Crabtree
<b>26</b> .....	<b>Michael Crabtree</b>
26.....	Michael Crabtree
39.....	Jalen Richard
26.....	DeVante Parker
28.....	Leonard Fournette
21.....	Ricardo Louis
29.....	Kasen Williams
<b>21</b> .....	<b>David Njoku</b>
20.....	Ricardo Louis
<b>41</b> .....	<b>Duke Johnson</b>
25.....	Rob Gronkowski
42.....	Brandin Cooks
<b>33</b> .....	<b>Rob Gronkowski</b>
25.....	Julius Thomas
36.....	Kenny Stills
21.....	Leonte Carroo
20.....	Julius Thomas
29.....	Jarvis Landry
22.....	Anthony Fasano
21.....	Austin Hooper
20.....	Devonta Freeman
23.....	Mohamed Sanu
53.....	Julio Jones
22.....	Tevin Coleman
20.....	Nick O'Leary
20.....	Logan Thomas
<b>26</b> .....	<b>Deonte Thompson</b>

<sup>IR</sup>Reserve/Injured | <sup>NWT</sup>Not With Team

**Bold indicates TD**

## OFFENSIVE DRIVE ENGINEERING

	Drives	TDs	FGs	MFGs	Blk FGs	Punt	Blk Punt	Fumb	INTs	Downs	Sfty	Half	Game	End Reg	Points
Jets	101	21	15	4	0	47	0	7	7	1	0	6	4	1	191
Opp.	99	25	9	5	0	47	0	7	9	4	0	1	3	0	207

## GOAL-TO-GO SITUATIONS

	Drives	TDs	FGs	MFGs	Blk FGs	Punt	Blk Punt	Fumb	INTs	Downs	Sfty	Half	Game	End Reg	Points
Jets	12	9	2	0	0	0	0	1	0	0	0	0	0	0	69
Opp.	21	16	3	0	0	0	0	1	1	0	0	0	0	0	121



# Supplemental Statistics

## LONGEST DRIVES

### NEW YORK JETS

<b>PLAYS</b>	<b>YARDS</b>	<b>TIME</b>
13, 2x, last vs. NE 10/15 (TD)	97, at CLV 10/8 (TD)	7:50, at OAK 9/17 (FG)

### OPPONENT

<b>PLAYS</b>	<b>YARDS</b>	<b>TIME</b>
13, 3x, last at CLV 10/8 (FUM)	86, at CLV 10/8 (TD)	8:17, at OAK 9/17 (FG)

## LONGEST SCORING DRIVES

### NEW YORK JETS

<b>PLAYS</b>	<b>YARDS</b>	<b>TIME</b>
(FG) 13, vs. MIA 9/24	62, at OAK 9/17	7:50, at OAK 9/17
(TD) 13, vs. NE 10/15	97, at CLV 10/8	5:52, vs NE 10/15

### OPPONENT

<b>PLAYS</b>	<b>YARDS</b>	<b>TIME</b>
(FG) 13, vs. JAX 10/1	70, 2x last vs. ATL 10/29	8:17, at OAK 9/17
(TD) 12, at BUF 9/10	86, at CLV 10/8	5:59, at OAK 9/17

## JETS DRIVES THAT PENETRATED THE OPPONENTS' 20-YARD LINE

Opp.	Drives	Scores	Score%	TD	TD%	FG	INT	FUM	Blk FG	Miss FG	DWN	Half	Game	Points
9/10 at BUF	1	1	100%	1	100%	0	0	0	0	0	0	0	0	7
9/17 at OAK	2	2	100%	1	50%	1	0	0	0	0	0	0	0	10
9/24 vs. MIA	2	2	100%	2	100%	0	0	0	0	0	0	0	0	14
10/1 vs. JAX	2	1	50%	0	0%	1	0	1	0	0	0	0	0	3
10/8 at CLV	1	1	100%	1	100%	0	0	0	0	0	0	0	0	7
10/15 vs NE	3	2	66%	1	33%	1	0	1	0	0	0	0	0	10
10/22 at MIA	3	3	100%	3	100%	0	0	0	0	0	0	0	0	21
10/29 vs. ATL	1	1	100%	1	100%	0	0	0	0	0	0	0	0	7
11/2 vs. BUF	4	4	100%	3	75%	1	0	0	0	0	0	0	0	24
<b>Totals</b>	<b>19</b>	<b>17</b>	<b>89.5%</b>	<b>13</b>	<b>68.4%</b>	<b>4</b>	<b>0</b>	<b>2</b>	<b>0</b>	<b>0</b>	<b>0</b>	<b>0</b>	<b>0</b>	<b>103</b>

## OPPONENTS' DRIVES THAT PENETRATED THE JETS' 20-YARD LINE

Opp.	Drives	Scores	Score%	TD	TD%	FG	INT	FUM	Blk FG	Miss FG	DWN	Half	Game	Points
9/10 at BUF	4	3	75%	3	75%	0	1	0	0	0	0	0	0	21
9/17 at OAK	4	4	100%	3	75%	1	0	0	0	0	0	0	0	24
9/24 vs. MIA	1	1	100%	1	100%	0	0	0	0	0	0	0	0	6
10/1 vs. JAX	3	3	100%	1	100%	2	0	0	0	0	0	0	0	13
10/8 at CLV	3	0	0%	0	0%	0	1	1	0	0	1	0	0	0
10/15 vs. NE	3	3	100%	2	66%	0	0	0	0	0	0	0	0	0
10/22 at MIA	3	3	100%	3	100%	0	0	0	0	0	0	0	0	21
10/29 vs. ATL	6	6	100%	2	33%	4	0	0	0	0	0	0	0	25
11/2 vs. BUF	2	2	100%	2	100%	0	0	0	0	0	0	0	0	14
<b>Totals</b>	<b>29</b>	<b>25</b>	<b>86.2%</b>	<b>17</b>	<b>58.6%</b>	<b>7</b>	<b>2</b>	<b>1</b>	<b>0</b>	<b>0</b>	<b>1</b>	<b>0</b>	<b>0</b>	<b>124</b>

## SCORING BY QUARTER

Date	Opp.	W/L	NEW YORK JETS						OPPONENTS					
			1st	2nd	3rd	4th	OT	Total	1st	2nd	3rd	4th	OT	Total
9/10	at BUF	L	0	6	6	0	0	12	0	7	7	7	0	21
9/17	at OAK	L	0	10	3	7	0	20	7	14	7	17	0	45
9/24	vs. MIA	W	0	10	10	0	0	20	0	0	0	6	0	6
10/1	vs. JAX	W	7	3	10	0	3	23	7	3	0	10	0	20
10/8	at CLV	W	0	3	7	7	0	17	0	0	7	7	0	14
10/15	vs. NE	L	7	7	0	3	0	17	0	14	7	3	0	24
10/22	at MIA	L	14	7	7	0	0	28	7	7	0	17	0	31
10/29	vs. ATL	L	7	10	0	3	0	20	7	6	3	9	0	25
11/2	vs. BUF	W	7	3	14	10	0	34	0	7	0	14	0	21
<b>Totals</b>		<b>4-5</b>	<b>42</b>	<b>59</b>	<b>57</b>	<b>30</b>	<b>3</b>	<b>191</b>	<b>28</b>	<b>58</b>	<b>31</b>	<b>90</b>	<b>0</b>	<b>207</b>

# Supplemental Statistics



## 2017 BALL POSSESSION AND DRIVE CHART

### NEW YORK JETS 12 at BUFFALO BILLS 21 (09|10|17)

NEW YORK JETS							BUFFALO BILLS								
Possession: <b>26:56</b>							Possession: <b>33:04</b>								
Average Start: <b>NYJ 30</b>							Average Start: <b>BUF 25</b>								
Begin	Time	Plays	Yards	Pen	Net	Last	Result	Begin	Time	Plays	Yards	Pen	Net	Last	Result
NYJ 27	1:51	3	6	0	6	NYJ 33	Punt	BUF 25	6:12	13	74	-7	67	*NYJ 8	INT
NYJ 16	2:24	3	10	-10	0	NYJ 16	Punt	BUF 20	2:36	4	29	-5	24	BUF 44	Punt
<b>NYJ 25</b>	<b>4:52</b>	<b>9</b>	<b>45</b>	<b>0</b>	<b>45</b>	<b>BUF 30</b>	<b>FG</b>	<b>BUF 23</b>	<b>5:31</b>	<b>12</b>	<b>77</b>	<b>0</b>	<b>77</b>	<b>*NYJ 1</b>	<b>TD</b>
<b>NYJ 36</b>	<b>2:15</b>	<b>8</b>	<b>25</b>	<b>5</b>	<b>30</b>	<b>BUF 34</b>	<b>FG</b>	BUF 25	2:35	6	57	-10	47	NYJ 28	Missed FG
NYJ 20	0:30	1	-1	0	-1	NYJ 20	End of Half	BUF 25	1:14	5	-1	24	23	BUF 48	Punt
NYJ 25	3:00	6	14	0	14	NYJ 39	Punt	BUF 32	1:19	3	4	0	4	BUF 36	Punt
NYJ 21	1:36	3	4	0	4	NYJ 25	Punt	<b>BUF 36</b>	<b>2:13</b>	<b>6</b>	<b>64</b>	<b>0</b>	<b>64</b>	<b>*NYJ 1</b>	<b>TD</b>
<b>NYJ 25</b>	<b>4:52</b>	<b>11</b>	<b>75</b>	<b>0</b>	<b>75</b>	<b>*BUF 1</b>	<b>TD</b>								
NYJ 17	3:22	6	22	0	22	NYJ 39	Punt	<b>BUF 20</b>	<b>4:13</b>	<b>9</b>	<b>80</b>	<b>0</b>	<b>80</b>	<b>*NYJ 1</b>	<b>TD</b>
BUF 39	0:58	3	2	0	2	BUF 37	INT	BUF 4	1:54	3	5	0	5	BUF 9	Punt
NYJ 42	1:07	3	12	-10	2	NYJ 44	Punt	BUF 23	1:35	3	2	0	2	BUF 25	Punt
NYJ 41	0:09	1	0	0	0	NYJ 41	INT	BUF 17	2:07	6	20	-10	10	BUF 27	Punt
								NYJ 47	1:35	3	-3	0	-3	NYJ 49	End of Game

\*Redzone Possession | **Bold = Scoring Drive**

### NEW YORK JETS 20 at OAKLAND RAIDERS 45 (09|17|17)

NEW YORK JETS							OAKLAND RAIDERS								
Possession: <b>28:58</b>							Possession: <b>31:02</b>								
Average Start: <b>NYJ 27</b>							Average Start: <b>OAK 36</b>								
Begin	Time	Plays	Yards	Pen	Net	Last	Result	Begin	Time	Plays	Yards	Pen	Net	Last	Result
NYJ 40	1:55	3	2	0	2	NYJ 42	Punt	OAK 16	2:12	3	12	-7	5	OAK 21	Punt
NYJ 38	2:21	4	19	0	19	OAK 43	Punt	<b>OAK 19</b>	<b>5:59</b>	<b>11</b>	<b>76</b>	<b>5</b>	<b>81</b>	<b>*NYJ 2</b>	<b>TD</b>
<b>NYJ 25</b>	<b>3:47</b>	<b>7</b>	<b>60</b>	<b>15</b>	<b>75</b>	<b>OAK 34</b>	<b>TD</b>	<b>OAK 15</b>	<b>4:38</b>	<b>8</b>	<b>92</b>	<b>-7</b>	<b>85</b>	<b>NYJ 26</b>	<b>TD</b>
<b>NYJ 10</b>	<b>4:40</b>	<b>11</b>	<b>47</b>	<b>15</b>	<b>62</b>	<b>OAK 28</b>	<b>FG</b>	OAK 15	1:22	4	29	0	29	OAK 44	Punt
NYJ 25	0:21	1	-1	0	-1	NYJ 25	End of Half	OAK 25	1:16	3	6	0	6	OAK 31	Punt
								<b>NYJ 4</b>	<b>1:29</b>	<b>3</b>	<b>4</b>	<b>0</b>	<b>4</b>	<b>*NYJ 2</b>	<b>TD</b>
<b>NYJ 33</b>	<b>7:50</b>	<b>12</b>	<b>55</b>	<b>-10</b>	<b>45</b>	<b>*OAK 22</b>	<b>FG</b>	<b>OAK 16</b>	<b>3:39</b>	<b>7</b>	<b>69</b>	<b>15</b>	<b>84</b>	<b>NYJ 43</b>	<b>TD</b>
NYJ 25	3:42	6	10	5	15	NYJ 40	Punt	<b>OAK 21</b>	<b>2:00</b>	<b>4</b>	<b>79</b>	<b>0</b>	<b>79</b>	<b>OAK 48</b>	<b>TD</b>
NYJ 25	0:12	1	-7	0	-7	NYJ 25	Fumble	<b>NYJ 18</b>	<b>0:10</b>	<b>1</b>	<b>1</b>	<b>17</b>	<b>18</b>	<b>*NYJ 1</b>	<b>TD</b>
<b>NYJ 25</b>	<b>3:45</b>	<b>10</b>	<b>75</b>	<b>0</b>	<b>75</b>	<b>*OAK 11</b>	<b>TD</b>	<b>NYJ 48</b>	<b>8:17</b>	<b>12</b>	<b>42</b>	<b>-5</b>	<b>37</b>	<b>*NYJ 1</b>	<b>FG</b>
NYJ 25	0:25	1	11	0	11	NYJ 25	End of Game								

\*Redzone Possession | **Bold = Scoring Drive**





# Supplemental Statistics

## MIAMI DOLPHINS 6 at NEW YORK JETS 20 (09|24|17)

MIAMI DOLPHINS								NEW YORK JETS							
Possession: 23:52								Possession: 36:08							
Begin	Time	Plays	Yards	Pen	Net	Last	Result	Begin	Time	Plays	Yards	Pen	Net	Last	Result
MIA 33	1:52	4	19	0	19	NYJ 48	Punt	NYJ 25	2:12	3	-6	0	-6	NYJ 19	Punt
MIA 35	2:00	3	1	-10	-9	MIA 26	Punt	NYJ 10	5:55	10	59	5	64	MIA 26	Missed FG
								NYJ 43	2:04	4	13	0	13	MIA 44	Punt
MIA 9	2:58	6	20	-5	15	MIA 24	Punt	<b>NYJ 37</b>	<b>5:42</b>	<b>9</b>	<b>71</b>	<b>-30</b>	<b>41</b>	<b>MIA 22</b>	<b>FG</b>
MIA 25	1:00	3	-2	0	-2	MIA 23	Punt	NYJ 24	2:11	3	4	0	4	NYJ 28	Punt
MIA 15	1:44	3	-8	0	-8	MIA 7	Punt	<b>NYJ 29</b>	<b>0:40</b>	<b>3</b>	<b>81</b>	<b>-10</b>	<b>71</b>	<b>NYJ 31</b>	<b>TD</b>
MIA 17	1:23	5	19	0	19	MIA 36	Punt	NYJ 20	0:19	1	-1	0	-1	NYJ 20	End of Half
MIA 25	1:06	3	-5	0	-5	MIA 20	Punt	<b>MIA 49</b>	<b>4:06</b>	<b>7</b>	<b>49</b>	<b>0</b>	<b>49</b>	<b>*MIA 1</b>	<b>TD</b>
MIA 25	1:15	4	3	0	3	MIA 28	INT	<b>MIA 49</b>	<b>6:58</b>	<b>13</b>	<b>40</b>	<b>5</b>	<b>45</b>	<b>*MIA 4</b>	<b>FG</b>
MIA 25	3:09	11	54	0	54	NYJ 21	Downs	NYJ 21	2:54	4	15	11	26	NYJ 47	Punt
MIA 10	2:57	6	37	15	52	NYJ 42	Downs	NYJ 38	0:55	2	5	0	5	NYJ 37	Fumble
MIA 45	2:13	7	11	15	26	NYJ 29	INT	NYJ 28	2:12	3	5	0	5	NYJ 33	Punt
<b>MIA 20</b>	<b>2:15</b>	<b>8</b>	<b>76</b>	<b>4</b>	<b>80</b>	<b>*NYJ 3</b>	<b>TD</b>								

\*Redzone Possession | **Bold = Scoring Drive**

## JACKSONVILLE JAGUARS 20 at NEW YORK JETS 23 (OT) (10|01|17)

JACKSONVILLE JAGUARS								NEW YORK JETS							
Possession: 35:08								Possession: 34:24							
Begin	Time	Plays	Yards	Pen	Net	Last	Result	Begin	Time	Plays	Yards	Pen	Net	Last	Result
<b>JAX 39</b>	<b>5:15</b>	<b>10</b>	<b>61</b>	<b>0</b>	<b>61</b>	<b>*NYJ 10</b>	<b>TD</b>	NYJ 25	1:43	3	4	0	4	NYJ 29	Punt
JAX 15	3:05	3	26	5	31	JAX 46	Punt	<b>NYJ 25</b>	<b>0:13</b>	<b>1</b>	<b>75</b>	<b>0</b>	<b>75</b>	<b>NYJ 25</b>	<b>TD</b>
<b>JAX 13</b>	<b>7:15</b>	<b>6</b>	<b>70</b>	<b>5</b>	<b>75</b>	<b>*NYJ 12</b>	<b>FG</b>	NYJ 13	7:19	10	52	-10	42	JAX 45	Punt
JAX 25	0:20	3	0	0	0	JAX 25	Punt	<b>NYJ 31</b>	<b>3:59</b>	<b>9</b>	<b>42</b>	<b>0</b>	<b>42</b>	<b>JAX 27</b>	<b>FG</b>
JAX 35	0:08	3	-1	0	-1	JAX 35	End of Half	NYJ 31	0:43	6	47	-5	42	JAX 27	Missed FG
JAX 25	4:11	6	23	0	23	JAX 48	Punt	<b>NYJ 18</b>	<b>0:47</b>	<b>2</b>	<b>82</b>	<b>0</b>	<b>82</b>	<b>NYJ 31</b>	<b>TD</b>
JAX 25	1:53	4	16	-10	6	JAX 31	Punt	NYJ 8	4:03	7	32	0	32	NYJ 40	Punt
JAX 13	2:01	5	18	0	18	JAX 31	INT	<b>JAX 7</b>	<b>1:31</b>	<b>4</b>	<b>-1</b>	<b>0</b>	<b>-1</b>	<b>*JAX 8</b>	<b>FG</b>
JAX 25	2:32	6	36	5	41	NYJ 34	Missed FG	NYJ 42	2:42	4	44	-5	39	*JAX 14	Fumble
JAX 35	2:02	3	9	0	9	JAX 29	Punt	NYJ 25	3:24	7	34	0	34	JAX 41	Punt
<b>NYJ 35</b>	<b>2:33</b>	<b>8</b>	<b>41</b>	<b>-10</b>	<b>31</b>	<b>*NYJ 4</b>	<b>FG</b>	NYJ 20	1:35	5	14	0	14	NYJ 34	INT
								NYJ 25	0:46	3	6	0	6	NYJ 39	End of Half
JAX 25	1:49	5	6	15	21	JAX 46	Punt	NYJ 3	1:23	3	7	0	7	NYJ 10	Punt
50	1:36	3	7	0	7	NYJ 43	Punt	NYJ 9	3:06	5	26	-10	16	NYJ 25	Punt
JAX 3	0:28	3	-1	0	-1	JAX 2	Punt	<b>JAX 25</b>	<b>1:10</b>	<b>4</b>	<b>2</b>	<b>0</b>	<b>2</b>	<b>*JAX 23</b>	<b>FG</b>

\*Redzone Possession | **Bold = Scoring Drive**

# Supplemental Statistics



## NEW YORK JETS 17 at CLEVELAND BROWNS 14 (10|08|17)

NEW YORK JETS Possession: 25:34 Average Start: NYJ 29									CLEVELAND BROWNS Possession: 34:26					Average Start: CLV 30		
Begin	Time	Plays	Yards	Pen	Net	Last	Result		Begin	Time	Plays	Yards	Pen	Net	Last	Result
NYJ 26	2:05	3	-3	0	-3	NYJ 23	Punt		CLV 32	2:01	3	-3	0	-3	CLV 29	Punt
NYJ 24	2:54	3	7	-20	-13	NYJ 11	Punt		CLV 43	6:44	13	60	-15	45	*NYJ 4	Fumble
NYJ 7	2:49	9	27	15	42	NYJ 49	Punt		CLV 21	3:27	7	60	-15	45	NYJ 34	Missed FG
NYJ 42	1:23	3	6	0	6	NYJ 48	INT		NYJ 49	5:24	10	35	10	45	*NYJ 4	INT
NYJ 14	1:31	3	-2	0	-2	NYJ 12	Punt		CLV 45	1:11	7	19	15	34	NYJ 21	Missed FG
<b>NYJ 29</b>	<b>0:31</b>	<b>6</b>	<b>32</b>	<b>9</b>	<b>32</b>	<b>CLV 39</b>	<b>FG</b>									
NYJ 17	3:33	6	23	0	23	NYJ 40	Punt		<b>CLV 25</b>	<b>5:37</b>	<b>10</b>	<b>70</b>	<b>5</b>	<b>75</b>	<b>NYJ 21</b>	<b>TD</b>
<b>CLV 13</b>	<b>0:41</b>	<b>2</b>	<b>13</b>	<b>0</b>	<b>13</b>	<b>*CLV 2</b>	<b>TD</b>		CLV 20	0:52	2	1	0	1	CLV 21	INT
<b>NYJ 3</b>	<b>4:26</b>	<b>8</b>	<b>97</b>	<b>0</b>	<b>97</b>	<b>CLV 24</b>	<b>TD</b>		CLV 25	6:21	12	82	-10	72	*NYJ 4	Downs
NYJ 15	3:52	6	15	0	15	NYJ 30	Punt		CLV 25	1:15	3	5	-10	5	CLV 20	Punt
CLV 45	1:49	3	-3	0	-3	CLV 47	End of Game		<b>CLV 14</b>	<b>1:34</b>	<b>5</b>	<b>86</b>	<b>0</b>	<b>86</b>	<b>NYJ 41</b>	<b>TD</b>

\*Redzone Possession | **Bold = Scoring Drive**

## NEW ENGLAND PATRIOTS 24 at NEW YORK JETS 17 (10|15|17)

NEW ENGLAND PATRIOTS Possession: 26:20 Average Start: NE 29									NEW YORK JETS Possession: 33:40					Average Start: NYJ 24		
Begin	Time	Plays	Yards	Pen	Net	Last	Result		Begin	Time	Plays	Yards	Pen	Net	Last	Result
NE 25	3:37	8	34	0	34	NYJ 41	Punt		<b>NYJ 12</b>	<b>5:52</b>	<b>13</b>	<b>88</b>	<b>0</b>	<b>88</b>	<b>*NE 1</b>	<b>TD</b>
NE 47	3:04	6	31	0	31	NYJ 27	Fumble		NYJ 4	1:36	3	7	0	7	NYJ 11	Punt
NE 25	1:03	3	2	0	2	NE 27	Punt		<b>NYJ 22</b>	<b>3:33</b>	<b>7</b>	<b>78</b>	<b>0</b>	<b>78</b>	<b>NE 31</b>	<b>TD</b>
<b>NE 7</b>	<b>4:24</b>	<b>9</b>	<b>69</b>	<b>24</b>	<b>93</b>	<b>*NYJ 1</b>	<b>TD</b>		NYJ 38	1:32	3	7	0	7	NYJ 45	Punt
NE 21	0:15	2	0	0	0	NE 21	INT		NYJ 27	2:02	3	8	0	8	NYJ 35	Punt
NE 43	0:31	5	13	15	28	NYJ 29	Missed FG		NYJ 22	1:24	3	2	0	2	NYJ 24	Punt
<b>NE 37</b>	<b>0:26</b>	<b>6</b>	<b>63</b>	<b>0</b>	<b>63</b>	<b>*NYJ 2</b>	<b>TD</b>		NYJ 37	0:32	5	24	-10	14	NE 49	INT
									NYJ 25	0:09	1	-1	0	-1	NYJ 25	End of Half
<b>NE 25</b>	<b>3:38</b>	<b>8</b>	<b>85</b>	<b>-10</b>	<b>75</b>	<b>NYJ 33</b>	<b>TD</b>		NYJ 14	6:41	12	52	0	52	NE 34	INT
<b>NE 28</b>	<b>5:31</b>	<b>11</b>	<b>63</b>	<b>0</b>	<b>63</b>	<b>*NYJ 9</b>	<b>FG</b>		NYJ 25	5:46	12	64	10	74	*NE 4	Fumble
NE 20	1:52	3	13	-10	3	NE 23	Punt		<b>NYJ 35</b>	<b>2:52</b>	<b>6</b>	<b>55</b>	<b>0</b>	<b>55</b>	<b>*NE 10</b>	<b>FG</b>
NE 17	1:47	3	3	-5	-2	NE 15	Punt		NYJ 27	1:41	8	24	0	24	NE 49	Downs
NE 49	0:12	1	-1	0	-1	NE 49	End of Game									

\*Redzone Possession | **Bold = Scoring Drive**



# Supplemental Statistics

## NEW YORK JETS 28 at MIAMI DOLPHINS 31 (10|22|17)

NEW YORK JETS								MIAMI DOLPHINS							
Possession: 28:02								Possession: 31:58							
Begin	Time	Plays	Yards	Pen	Net	Last	Result	Begin	Time	Plays	Yards	Pen	Net	Last	Result
NYJ 25	2:05	5	75	0	75	MIA 29	TD	MIA 25	2:11	5	75	0	75	*NYJ 4	TD
NYJ 20	1:31	3	1	0	1	NYJ 21	Punt	MIA 28	2:52	3	-1	-10	-11	MIA 17	Punt
NYJ 25	4:54	8	70	5	75*	MIA 18	TD								
NYJ 21	1:41	3	4	0	4	NYJ 25	Punt	MIA 28	3:21	5	18	5	23	NYJ 49	Punt
NYJ 25	3:30	5	41	-10	31	MIA 44	Punt	MIA 30	5:11	10	37	33	70	*NYJ 4	TD
MIA 1	0:41	2	1	0	1	*MIA 1	TD	MIA 5	0:12	2	2	0	2	MIA 7	INT
NYJ 22	0:28	1	-1	0	-1	NYJ 22	End of Half	MIA 25	1:23	5	7	0	7	MIA 32	Punt
NYJ 20	2:47	5	51	-25	26	NYJ 46	Punt	MIA 22	4:09	6	27	-5	22	MIA 44	Punt
MIA 45	4:05	7	34	11	45*	MIA 10	TD	MIA 15	2:18	5	44	0	44	NYJ 41	INT
NYJ 17	1:57	3	-1	-5	-6	NYJ 11	Punt	MIA 25	1:56	4	19	0	19	MIA 44	Punt
NYJ 25	1:37	3	-5	-5	-10	NYJ 15	Punt	NYJ 42	1:27	4	42	0	42	NYJ 28	TD
NYJ 25	2:16	4	6	0	6	NYJ 31	Punt	MIA 46	3:25	6	56	-2	54	*NYJ 2	TD
NYJ 15	0:08	1	0	0	0	NYJ 15	INT	MIA 25	3:16	7	25	0	25	50	Punt
NYJ 16	0:22	2	-4	-8	-12	NYJ 8	Fumble	NYJ 27	0:17	4	6	0	6	NYJ 21	FG

\*Redzone Possession | **Bold = Scoring Drive**

## ATLANTA FALCONS 25 at NEW YORK JETS 20 (10|29|17)

ATLANTA FALCONS								NEW YORK JETS							
Possession: 28:19								Possession: 31:41							
Begin	Time	Plays	Yards	Pen	Net	Last	Result	Begin	Time	Plays	Yards	Pen	Net	Last	Result
ATL 25	0:51	3	4	5	9	ATL 35	Fumble	NYJ 25	4:27	8	55	20	75	ATL 20	TD
ATL 36	3:13	7	64	0	64	*NYJ 1	TD	ATL 34	1:26	4	6	0	6	ATL 28	Missed FG
ATL 6	1:24	3	12	0	12	ATL 18	Fumble	NYJ 28	3:26	6	20	0	20	NYJ 48	Punt
ATL 25	5:57	12	70	0	70	*NYJ 5	FG	ATL 20	1:10	4	5	-10	-5	ATL 25	FG
ATL 3	0:57	3	3	24	3	ATL 6	Punt	NYJ 25	2:06	3	9	0	9	NYJ 34	Punt
ATL 20	2:26	10	38	15	53*	NYJ 27	FG	ATL 43	2:37	5	43	0	43	ATL 24	TD
ATL 28	2:14	3	9	0	9	ATL 37	Punt	NYJ 34	2:08	3	9	0	9	NYJ 43	Punt
ATL 1	1:26	3	1	0	1	ATL 2	Punt	ATL 47	1:56	3	1	-5	-4	NYJ 49	Punt
ATL 20	2:04	5	61	0	61*	NYJ 19	FG								
ATL 38	1:55	4	62	0	62	*NYJ 8	TD	NYJ 25	5:55	10	45	0	45	ATL 30	Missed FG
ATL 25	2:00	3	27	-20	7	ATL 32	Punt	NYJ 20	3:40	7	37	15	52	ATL 28	FG
NYJ 13	1:23	4	2	0	2*	NYJ 11	FG	NYJ 26	1:43	3	13	-10	3	NYJ 29	Punt
ATL 25	2:29	6	29	0	29	NYJ 46	Punt	NYJ 4	1:07	6	34	-5	29	NYJ 38	End of Game

\*Redzone Possession | **Bold = Scoring Drive**

# Supplemental Statistics



## BUFFALO BILLS 21 at NEW YORK JETS 34 (11|02|17)

BUFFALO BILLS								NEW YORK JETS							
Possession: 26:30								Possession: 33:30							
Average Start: BUF 25								Average Start: NYJ 38							
Begin	Time	Plays	Yards	Pen	Net	Last	Result	Begin	Time	Plays	Yards	Pen	Net	Last	Result
BUF 16	1:40	3	-12	0	-12	BUF 4	Punt	NYJ 26	1:51	3	9	0	9	NYJ 35	Punt
BUF 25	2:55	5	31	0	31	NYJ 44	Punt	<b>NYJ 46</b>	<b>3:46</b>	<b>8</b>	<b>54</b>	<b>0</b>	<b>54*BUF 10</b>	<b>TD</b>	
								NYJ 8	1:40	3	9	-5	4	NYJ 12	Punt
<b>BUF 38</b>	<b>3:16</b>	<b>8</b>	<b>57</b>	<b>5</b>	<b>62*NYJ 10</b>		<b>TD</b>	<b>NYJ 21</b>	<b>4:26</b>	<b>9</b>	<b>47</b>	<b>5</b>	<b>52</b>	<b>BUF 27</b>	<b>FG</b>
BUF 25	3:35	6	14	0	14	BUF 39	Punt	NYJ 20	3:33	6	24	0	24	NYJ 44	Punt
BUF 25	2:23	8	44	0	44	NYJ 37	Fumble	NYJ 31	0:55	3	5	5	10	NYJ 44	End of Half
BUF 25	1:21	3	1	0	1	BUF 26	Punt	<b>NYJ 26</b>	<b>3:49</b>	<b>7</b>	<b>64</b>	<b>10</b>	<b>74</b>	<b>BUF 25</b>	<b>TD</b>
BUF 25	1:20	3	4	0	4	BUF 29	Punt	NYJ 30	1:47	4	8	15	23	BUF 47	Punt
BUF 8	1:30	3	8	-4	4	BUF 12	Punt	<b>NYJ 39</b>	<b>0:57</b>	<b>2</b>	<b>61</b>	<b>0</b>	<b>61*BUF 10</b>	<b>TD</b>	
BUF 34	1:50	4	32	0	32	BUF 46	Fumble								
BUF 9	1:35	5	8	0	8	BUF 20	Fumble	NYJ 31	4:25	6	19	10	29	BUF 40	Punt
BUF 25	0:52	4	7	0	7	BUF 32	Downs	<b>BUF 5</b>	<b>0:05</b>	<b>1</b>	<b>5</b>	<b>0</b>	<b>5*BUF 5</b>	<b>TD</b>	
<b>BUF 25</b>	<b>2:32</b>	<b>10</b>	<b>75</b>	<b>0</b>	<b>75</b>	<b>NYJ 26</b>	<b>TD</b>	<b>BUF 32</b>	<b>3:47</b>	<b>6</b>	<b>18</b>	<b>0</b>	<b>18*BUF 14</b>	<b>FG</b>	
<b>BUF 48</b>	<b>1:41</b>	<b>7</b>	<b>31</b>	<b>21</b>	<b>52</b>	<b>*NYJ 1</b>	<b>TD</b>	BUF 47	2:29	6	8	0	8	BUF 38	End of Game

\*Redzone Possession | **Bold = Scoring Drive**

### GAME-BY-GAME THIRD DOWNS:

DATE	OPPONENT	NEW YORK JETS			OPPONENTS		
		MADE	ATT	PCT	MADE	ATT	PCT
9/10	at BUF	4	14	29%	8	17	47%
9/17	at OAK	7	12	58%	8	12	67%
9/24	vs. MIA	4	13	31%	1	12	8%
10/1	vs. JAX	6	17	35%	4	15	27%
10/8	at CLV	4	12	33%	6	14	43%
10/15	vs. NE	9	17	53%	7	13	54%
10/22	at MIA	4	11	36%	5	13	38%
10/29	vs. ATL	5	15	33%	5	14	36%
11/2	vs. BUF	6	14	43%	6	16	36%
<b>TOTAL</b>		<b>49</b>	<b>125</b>	<b>39.2%</b>	<b>50</b>	<b>126</b>	<b>39.7%</b>

### GAME-BY-GAME FOURTH DOWNS:

DATE	OPPONENT	NEW YORK JETS			OPPONENTS		
		MADE	ATT	PCT	MADE	ATT	PCT
9/10	at BUF	1	1	100%	0	0	0%
9/17	at OAK	0	0	0%	0	0	0%
9/24	vs. MIA	0	0	0%	0	3	0%
10/1	vs. JAX	1	1	100%	0	0	0%
10/8	at CLV	0	0	0%	1	2	50%
10/15	vs. NE	1	3	33.3%	0	0	0%
10/22	at MIA	0	0	0%	0	0	0%
10/29	vs. ATL	1	1	100%	0	0	0%
11/2	vs. BUF	0	0	0%	0	1	0%
<b>TOTAL</b>		<b>4</b>	<b>6</b>	<b>66.7%</b>	<b>1</b>	<b>6</b>	<b>16.7%</b>





# Supplemental Statistics

## GAME-BY-GAME OFFENSIVE STARTERS

Game	QB	RB	RB	TE	WR	WR	LT	LG	C	RG	RT
at BUF (9/10)	McCown	Forté	Stewart (WR)	Tomlinson	Anderson	Kearse	Beachum	Carpenter	Johnson	Winters	Shell
at OAK (9/17)	McCown	Powell	Qvale (TE)	Tye	Anderson	Kearse	Beachum	Carpenter	Johnson	Winters	Shell
vs. MIA (9/24)	McCown	Forté	Kerley (WR)	Seferian-Jenkins	Anderson	Kearse	Beachum	Carpenter	Johnson	Dozier	Shell
vs. JAX (10/1)	McCown	Powell	Tomlinson (TE)	Seferian-Jenkins	Anderson	Kearse	Beachum	Carpenter	Johnson	Winters	Qvale
at CLV (10/8)	McCown	Powell	Tomlinson (TE)	Seferian-Jenkins	Anderson	Kearse	Beachum	Carpenter	Johnson	Winters	Shell
vs. NE (10/16)	McCown	McGuire	Tomlinson (TE)	Seferian-Jenkins	Anderson	Kearse	Beachum	Carpenter	Johnson	Winters	Shell
at MIA (10/22)	McCown	Powell	Kerley (WR)	Seferian-Jenkins	Anderson	Kearse	Beachum	Carpenter	Johnson	Winters	Shell
vs. ATL (10/29)	McCown	Powell	Tomlinson (TE)	Seferian-Jenkins	Anderson	Kearse	Beachum	Carpenter	Johnson	Winters	Qvale
vs. BUF (11/2)	McCown	Forté	Tomlinson (TE)	Seferian-Jenkins	Anderson	Kearse	Beachum	Carpenter	Johnson	Winters	Qvale

## GAME-BY-GAME DEFENSIVE STARTERS

Game	DL	DL	DL	OLB	ILB	ILB	OLB	CB	CB	SS	FS
at BUF (9/10)	Wilkerson	McLendon	L. Williams	Ealy (DL)	Davis	Lee	Brooks (DB)	Claiborne	Skrine	Adams	Maye
at OAK (9/17)	Wilkerson	McLendon	L. Williams	J.Martin	Davis	Lee	Jenkins	Claiborne	Skrine	Adams	Maye
vs. MIA (9/24)	Wilkerson	Ealy	L. Williams	Jenkins	Davis	Lee	Roberts (CB)	Claiborne	Skrine	Adams	Maye
vs. JAX (10/1)	Wilkerson	McLendon	L. Williams	Pennel (DL)	Davis	Lee	Jenkins	Claiborne	Skrine	Adams	Maye
at CLV (10/8)	Wilkerson	McLendon	L. Williams	Bass	Davis	Lee	Jenkins	Claiborne	Skrine	Adams	Maye
vs. NE (10/16)	Wilkerson	Ealy	L. Williams	Roberts (CB)	Davis	Lee	Jenkins	Claiborne	Skrine	Adams	Maye
at MIA (10/22)	Wilkerson	McLendon	L. Williams	Bass	Davis	Lee	Jenkins	Claiborne	Skrine	Adams	Maye
vs. ATL (10/29)	Wilkerson	McLendon	L. Williams	Martin	Davis	Lee	Jenkins	Claiborne	Roberts	Adams	Maye
vs. BUF (11/2)	Wilkerson	McLendon	L. Williams	Martin	Davis	Lee	Jenkins	Skrine	Roberts	Adams	Maye

## GAME-BY-GAME INACTIVES

at BUF (9/10)	Dozier	Jones	Kerley	Leggett	Miles	Petty	Sterling
at OAK (9/17)	Carter	Hackenberg	Harrison	Jones	Leggett	Miles	Tomlinson
vs. MIA (9/24)	Hackenberg	Hansen	Jones	Leggett	Miles	Tomlinson	Winters
vs. JAX (10/1)	Forté	Hackenberg	Jones	Leggett	Martin	Shell	Tye
at CLV (10/8)	Burriss	Ealy	Forté	Gwacham	Hackenberg	Martin	Roberts
vs. NE (10/15)	Bishop	Gwacham	Hackenberg	Harrison	Jones	Leggett	Powell
at MIA (10/22)	Bishop	Cadet	Gwacham	Hackenberg	Harrison	Jones	Leggett
vs. ATL (10/29)	Gwacham	Hackenberg	Jones	Leggett	Shell	Skrine	Stewart
vs. BUF (11/2)	Brooks	Claiborne	Gwacham	Hackenberg	Jones	Shell	Thomas

## GAME-BY-GAME STATISTICS: NEW YORK JETS OFFENSE

Game	FIRST DOWNS				TOT. OFFENSE			NET PASSING					RUSHING		PENALTIES			FUMBLES		T.O.P.		
	Tot	Run	Pass	Pen	Play	Yds	Avg	Att	Cmp	Yds	TD	INT	Sk	Att	Yds	Avg	TD	No.	Yds		No.	Lost
9/10 at BUF	11	2	8	1	55	214	3.9	39	26	176	0	2	1	15	38	2.5	1	5	62	2	0	26:56
9/17 at OAK	17	6	9	2	53	271	5.1	24	16	145	2	0	4	25	126	5.0	0	5	47	2	2	28:58
9/24 vs. MIA	16	4	9	3	59	336	5.7	23	18	233	1	0	2	34	103	3.0	1	10	94	3	1	36:08
10/1 vs. JAX	18	6	12	0	69	471	6.8	32	23	215	0	1	5	32	256	8.0	2	10	70	3	1	34:24
10/8 at CLV	14	1	12	1	51	212	4.2	30	23	178	2	1	3	18	34	1.9	0	9	80	1	0	25:34
10/15 vs. NE	23	6	15	2	75	408	5.4	47	31	334	2	2	4	24	74	3.1	0	6	69	1	1	33:40
10/22 at MIA	16	4	10	2	52	272	5.2	27	17	209	3	1	3	22	92	4.2	1	12	124	1	1	28:02
10/29 vs. ATL	15	2	11	2	58	279	4.8	33	26	236	2	0	3	22	43	2.0	0	6	50	3	1	31:41
11/2 vs. BUF	21	10	6	5	62	331	5.3	20	14	137	1	0	1	41	194	4.7	3	10	66	0	0	33:30
<b>Total</b>	<b>151</b>	<b>41</b>	<b>92</b>	<b>18</b>	<b>534</b>	<b>2,794</b>	<b>5.2</b>	<b>275</b>	<b>194</b>	<b>1,834</b>	<b>13</b>	<b>7</b>	<b>26</b>	<b>233</b>	<b>960</b>	<b>4.1</b>	<b>8</b>	<b>73</b>	<b>662</b>	<b>17</b>	<b>7</b>	<b>30:27</b>

## GAME-BY-GAME STATISTICS: OPPONENT OFFENSE

Game	FIRST DOWNS				TOT. OFFENSE			NET PASSING					RUSHING		PENALTIES			FUMBLES		T.O.P.		
	Tot	Run	Pass	Pen	Play	Yds	Avg	Att	Cmp	Yds	TD	INT	Sk	Att	Yds	Avg	TD	No.	Yds		No.	Lost
9/10 at BUF	23	10	11	2	72	408	5.7	28	16	218	2	1	2	42	190	4.5	1	6	50	0	0	33:04
9/17 at OAK	21	6	13	2	55	410	7.5	28	23	230	3	0	0	27	180	6.7	3	9	79	1	0	31:02
9/24 vs. MIA	16	0	12	4	63	225	3.6	45	26	195	1	2	3	15	30	2.0	0	8	51	1	0	23:52
10/1 vs. JAX	20	9	8	3	75	311	4.1	35	15	136	1	1	1	39	175	4.5	0	6	47	0	0	35:08
10/8 at CLV	22	9	9	4	70	419	6.0	36	24	279	2	2	1	33	140	4.2	0	6	60	2	1	34:26
10/15 vs. NE	23	6	13	4	63	375	6.0	38	20	257	2	1	0	25	118	4.7	1	6	45	1	1	26:20
10/22 at MIA	25	3	16	6	65	357	5.5	37	25	326	4	2	3	25	53	2.1	0	9	76	1	0	31:58
10/29 vs. ATL	18	4	12	2	62	386	6.2	29	18	246	2	0	1	32	140	4.4	0	6	68	4	2	28:19
11/2 vs. BUF	21	3	13	5	69	307	4.4	40	29	285	2	0	7	22	63	2.9	1	11	99	4	3	26:30
<b>Total</b>	<b>189</b>	<b>50</b>	<b>107</b>	<b>32</b>	<b>594</b>	<b>3,198</b>	<b>5.4</b>	<b>316</b>	<b>196</b>	<b>2,109</b>	<b>19</b>	<b>9</b>	<b>18</b>	<b>260</b>	<b>1,089</b>	<b>4.2</b>	<b>6</b>	<b>67</b>	<b>575</b>	<b>14</b>	<b>7</b>	<b>29:33</b>

# Player Participation



No.	Pos.	Name	01	02	03	04	05	06	07	08	09	10	12	13	14	15	16	17	GP	GS	DNP	IA
33	S	Adams, Jamal	SS	SS	SS	SS	SS	SS	SS	SS	SS	SS							9	9	0	0
11	WR	Anderson, Robby	WR	WR	WR	WR	WR	WR	WR	WR	WR	WR							9	9	0	0
47	LB	Bass, David	NWT	NWT	X	X	OLB	X	OLB	X	X								7	2	0	0
68	T	Beachum, Kelvin	LT	LT	LT	LT	LT	LT	LT	LT	LT	LT							9	9	0	0
50	LB	Bishop, Freddie	PS	X	NWT	NWT	X	IA	IA	X	X								4	0	0	2
23	S	Brooks, Terrence	DB	X	X	X	X	X	X	X	X	IA							8	1	0	1
32	CB	Burris, Justin	X	X	X	X	IA	X	X	X	X								8	0	0	1
39	RB	Cadet, Travaris	NWT	NWT	NWT	X	X	X	IA	NWT	NWT								3	0	0	1
77	G	Carpenter, James	LG	LG	LG	LG	LG	LG	LG	LG	LG								9	9	0	0
54	LB	Carter, Bruce	X	IA	X	X	X	X	X	X	X								8	0	0	1
7	K	Catanzaro, Chandler	X	X	X	X	X	X	X	X	X								9	0	0	0
21	CB	Claiborne, Morris	CB	CB	CB	CB	CB	CB	CB	CB	CB	IA							8	8	0	1
34	CB	Clark, Jeremy	R/NFI	R/NFI	R/NFI	R/NFI	R/NFI	R/NFI	R/NFI	R/NFI	R/NFI	R/NFI							0	0	0	0
38	CB	Coleman, Xavier	PS	PS	PS	PS	PS	X	X	IR	IR								2	0	0	0
75	DL	Cooper, Xavier	NWT	NWT	NWT	NWT	NWT	NWT	NWT	NWT	X								1	0	0	0
56	LB	Davis, Demario	ILB	ILB	ILB	ILB	ILB	ILB	ILB	ILB	ILB	ILB							9	9	0	0
49	LB	Donahue, Dylan	X	X	X	X	IR	IR	IR	IR	IR	IR							4	0	0	0
70	G	Dozier, Dakota	IA	X	RG	X	X	X	X	X	X								8	1	0	1
94	DL	Ealy, Kony	DL	X	DL	X	IA	DL	X	X	X								8	3	0	1
4	P	Edwards, Lachlan	X	X	X	X	X	X	X	X	X								9	0	0	0
81	WR	Enunwa, Quincy	IR	IR	IR	IR	IR	IR	IR	IR	IR	IR							0	0	0	0
3	WR	Estime, Brisly	IR	IR	IR	IR	IR	IR	IR	IR	IR	IR							0	0	0	0
22	RB	Forté, Matt	RB	X	RB	IA	IA	X	X	X	RB								7	3	0	2
87	TE	Gragg, Chris	IR	IR	IR	IR	IR	IR	IR	IR	IR	IR							0	0	0	0
57	LB	Gwacham, Obum	NWT	NWT	NWT	NWT	IA	IA	IA	IA	IA								0	0	0	4
5	QB	Hackenberg, Christian	DNP	IA	IA	IA	IA	IA	IA	IA	IA	IA							0	0	1	7
16	WR	Hansen, Chad	X	X	IA	X	X	X	X	X	X								8	0	0	1
78	OL	Harrison, Jonotthan	X	IA	X	X	X	IA	IA	X	X								6	0	0	3
42	LS	Hennessy, Thomas	X	X	X	X	X	X	X	X	X								9	0	0	0
71	T	Ijalana, Ben	X	X	X	X	X	X	X	X	X								9	0	0	0
48	LB	Jenkins, Jordan	X	OLB	OLB	OLB	OLB	OLB	OLB	OLB	OLB	OLB							9	8	0	0
75	DL	Johnson, Anthony	IR	IR	IR	IR	IR	IR	NWT	NWT	NWT								0	0	0	0
76	C	Johnson, Wesley	C	C	C	C	C	C	C	C	C								9	9	0	0
31	CB	Jones, Derrick	IA	IA	IA	IA	X	IA	IA	IA	IA								1	0	0	8
10	WR	Kearse, Jermaine	WR	WR	WR	WR	WR	WR	WR	WR	WR	WR							9	9	0	0
37	CB	Keeton, Bryson	IR	IR	IR	IR	IR	IR	IR	IR	IR	IR							0	0	0	0
14	WR	Kerley, Jeremy	IA	X	WR	X	X	X	WR	X	X								8	2	0	1
58	LB	Lee, Darron	OLB	ILB	ILB	ILB	ILB	ILB	ILB	ILB	ILB	ILB							9	9	0	0
86	TE	Leggett, Jordan	IA	IA	IA	IA	DNP	IA	IA	IA	IA								0	0	1	7
89	WR	Marshall, Jalin	R/SUSR	SUSR	SUSR	SUSR	SUS	EXP	NWT	PS	PS	PS							0	0	0	0
95	LB	Martin, Josh	X	OLB	X	IA	IA	X	X	OLB	OLB								7	3	0	2
55	LB	Mauldin, Lorenzo	IR	IR	IR	IR	IR	IR	IR	IR	IR	IR							0	0	0	0
26	S	Maye, Marcus	FS	FS	FS	FS	FS	FS	FS	FS	FS	FS							9	9	0	0
15	QB	McCown, Josh	QB	QB	QB	QB	QB	QB	QB	QB	QB	QB							9	9	0	0
25	RB	McGuire, Elijah	X	X	X	X	X	RB	X	X	X								9	1	0	0
99	DL	McLendon, Steve	DL	DL	X	DL	DL	X	DL	DL	DL	DL							9	8	0	0
36	S	Middleton, Doug	IR	IR	IR	IR	IR	IR	IR	IR	IR	IR							0	0	0	0
45	S	Miles, Rontez	IA	IA	IA	X	X	X	X	X	X								6	0	0	3
30	CB	Nelson, Robert	PS	PS	PS	PS	PS	PS	PS	X	X								2	0	0	0
17	WR	Peake, Charone	X	X	X	IR	IR	IR	IR	IR	IR	IR							3	0	0	0
91	DL	Pelon, Claude	X	NWT	PS	PS	PS	PS	PS	PS	PS	PS							1	0	0	0
98	DL	Pennel, Mike	X	X	X	DL	X	X	X	X	X								9	1	0	0
9	QB	Petty, Bryce	IA	DNP	DNP	DNP	DNP	DNP	DNP	DNP	DNP	DNP							0	0	8	1
29	RB	Powell, Bilal	X	RB	X	RB	RB	IA	RB	RB	X								8	5	0	1
79	OL	Qvale, Brent	X	TE	X	RT	X	X	X	RT	RT								8	3	0	0
84	WR	Raymond, Kalif	X	X	PS	NWT	NWT	NWT	NWT	NWT	NWT	NWT							2	0	0	0
27	CB	Roberts, Darryl	X	X	CB	X	IA	CB	X	CB	CB								8	4	0	1
53	LB	Robinson, Edmond	X	NWT	NWT	IR	IR	IR	IR	IR	IR								1	0	0	0
36	CB	Robinson, Rashard	NWT	NWT	NWT	NWT	NWT	NWT	NWT	NWT	NWT	X							1	0	0	0
88	TE	Seferian-Jenkins, Austin	R/SUSR	SUSR	TE	TE	TE	TE	TE	TE	TE	TE							7	7	0	0
72	T	Shell, Brandon	RT	RT	RT	IA	RT	RT	RT	IA	IA								6	6	0	3
41	CB	Skrine, Buster	CB	CB	CB	CB	CB	CB	CB	IA	CB								8	8	0	1
19	WR	Smith, Devin	IR	IR	IR	IR	IR	IR	IR	IR	IR	IR							0	0	0	0
51	LB	Stanford, Julian	X	X	X	X	X	X	X	X	X								9	0	0	0
85	TE	Sterling, Neal	IA	X	X	X	NWT	NWT	NWT	DNP	X								4	0	1	1
18	WR	Stewart, ArDarius	WR	X	X	X	X	X	X	X	IA	X							8	1	0	1
97	DL	Stinson, Ed	NWT	NWT	NWT	NWT	X	X	X	X	IR								4	0	0	0
44	FB	Thomas, Lawrence	PS	X	X	X	X	X	X	X	IA								7	0	0	1
83	TE	Tomlinson, Eric	TE	IA	IA	TE	TE	TE	X	TE	TE								7	6	0	2
82	TE	Tye, Will	X	TE	X	IA	NWT	NWT	NWT	NWT	NWT								3	1	0	1
96	DL	Wilkerson, Muhammad	DL	DL	DL	DL	DL	DL	DL	DL	DL	DL							9	9	0	0
92	DL	Williams, Leonard	DL	DL	DL	DL	DL	DL	DL	DL	DL	DL							9	9	0	0
20	CB	Williams, Marcus	X	X	X	X	X	NWT	NWT	NWT	NWT								5	0	0	0
67	G	Winters, Brian	RG	RG	IA	RG	RG	RG	RG	RG	RG								8	8	0	1



# Roster | Experience

NO.	NAME	POS	HT	WT	AGE	EXP	COLLEGE	HOMETOWN	HOW ACQ.
<b>15th SEASON (1)</b>									
15	McCown, Josh	QB	6-4	218	38	15	Sam Houston State	Jacksonville, TX	FA-17
<b>10th SEASON (1)</b>									
22	Forté, Matt	RB	6-2	218	31	10	Tulane	Lake Charles, LA	UFA-16 (CHI)
<b>EIGHTH SEASON (1)</b>									
99	McLendon, Steve	DL	6-3	310	31	8	Troy	Ozark, AL	UFA-16 (PIT)
<b>SEVENTH SEASON (6)</b>									
77	Carpenter, James	G	6-5	321	28	7	Alabama	Augusta, GA	UFA-15 (SEA)
54	Carter, Bruce	LB	6-2	240	29	7	North Carolina	Havelock, NC	FA-16
71	Ijalana, Ben	T	6-4	322	28	7	Villanova	North Brunswick, NJ	W-13 (IND)
29	Powell, Bilal	RB	5-10	204	28	7	Louisville	Lakeland, FL	D4-11
41	Skrine, Buster	CB	5-9	185	28	7	Tennessee-Chattanooga	Woodstock, GA	UFA-15 (CLV)
96	Wilkerson, Muhammad	DL	6-4	315	27	7	Temple	Linden, NJ	D1-11
<b>SIXTH SEASON (4)</b>									
68	Beachum, Kelvin	T	6-3	308	28	6	SMU	Mexia, TX	UFA-17 (JAX)
21	Claiborne, Morris	CB	5-11	192	27	6	LSU	Shreveport, LA	UFA-17 (DAL)
56	Davis, Demario	LB	6-2	248	28	6	Arkansas State	Collins, MS	T-17 (CLV)
10	Kearse, Jermaine	WR	6-1	209	27	6	Washington	Lakewood, WA	T-17 (SEA)
<b>FIFTH SEASON (3)</b>									
47	Bass, David	LB	6-4	267	27	5	Missouri Western State	St. Louis, MO	FA-17
95	Martin, Josh	LB	6-3	245	25	5	Columbia	Aurora, CO	FA-15
67	Winters, Brian	G	6-4	320	26	5	Kent State	Hudson, OH	D3-13
<b>FOURTH SEASON (10)</b>									
23	Brooks, Terrence	S	5-11	200	25	4	Florida State	Dunnellon, FL	T-17 (PHI)
7	Catanzaro, Chandler	K	6-3	200	26	4	Clemson	Greenville, SC	FA-17
70	Dozier, Dakota	G	6-4	313	26	4	Furman	West Columbia, SC	D4c-14
94	Ealy, Kony	DL	6-4	275	25	4	Missouri	St. Louis, MO	W-17 (NE)
78	Harrison, Jonotthan	OL	6-4	300	26	4	Florida	Groveland, FL	FA-17
76	Johnson, Wesley	C	6-5	297	26	4	Vanderbilt	Nashville, TN	W-14 (PIT)
30	Nelson, Robert	CB	5-9	175	27	4	Arizona State	Lakeland, FL	FA-17
98	Pennel, Mike	DL	6-4	332	26	4	Colorado State-Pueblo	Denver, CO	W-16 (GB)
88	Seferian-Jenkins, Austin	TE	6-5	262	24	4	Washington	Fox Island, WA	W-16 (TB)
51	Stanford, Julian	LB	6-1	230	26	4	Wagner	Bloomfield, CT	FA-15
<b>THIRD SEASON (8)</b>									
75	Cooper, Xavier	DL	6-4	300	25	3	Washington State	Olympia, WA	FA-17
57	Gwacham, Obum	LB	6-5	246	26	3	Oregon State	Chino Hills, CA	FA-17
45	Miles, Rontez	S	6-0	203	28	3	California (PA)	Braddock, PA	FA-13
9	Petty, Bryce	QB	6-3	230	26	3	Baylor	Midlothian, TX	D4-15
79	Qvale, Brent	OL	6-7	315	26	3	Nebraska	Williston, ND	FA-14
27	Roberts, Darryl	CB	6-0	182	26	3	Marshall	Lakeland, FL	W-16 (NE)
85	Sterling, Neal	TE	6-4	257	25	3	Monmouth	Belmar, NJ	FA-17
92	Williams, Leonard	DL	6-5	302	23	3	Southern California	Daytona Beach, FL	D1-15
<b>SECOND SEASON (11)</b>									
11	Anderson, Robby	WR	6-3	190	24	2	Temple	Ft. Lauderdale, FL	FA-16
50	Bishop, Freddie	LB	6-3	255	27	2	Western Michigan	Inkster, MI	FA-16
32	Burris, Juston	CB	6-0	212	24	2	North Carolina State	Raleigh, NC	D4-16
4	Edwards, Lachlan	P	6-4	209	25	2	Sam Houston State	Hastings, Australia	D7a-16
5	Hackenberg, Christian	QB	6-4	228	22	2	Penn State	Palmyra, VA	D2-16
48	Jenkins, Jordan	LB	6-3	259	23	2	Georgia	Hamilton, GA	D3-16
58	Lee, Darron	LB	6-1	232	22	2	Ohio State	New Albany, OH	D1-16
36	Robinson, Rashard	CB	6-2	177	22	2	LSU	Pompano Beach, FL	T-17 (SF)
72	Shell, Brandon	T	6-5	324	25	2	South Carolina	Goose Creek, SC	D5-16
44	Thomas, Lawrence	DL	6-3	286	24	2	Michigan State	Detroit, MI	FA-16
83	Tomlinson, Eric	TE	6-6	263	25	2	UTEP	Klein, TX	FA-16
<b>ROOKIE   FIRST SEASON (7)</b>									
33	Adams, Jamal	S	6-1	213	21	R	LSU	Lewisville, TX	D1-17
16	Hansen, Chad	WR	6-2	202	22	R	California	Fillmore, CA	D4-17
42	Hennessy, Thomas	LS	6-2	246	23	R	Duke	Bardonia, NY	T-17
31	Jones, Derrick	CB	6-2	188	22	R	Mississippi	Eupora, MS	D6c-17
26	Maye, Marcus	S	6-0	207	24	R	Florida	Melbourne, FL	D2-17
25	McGuire, Elijah	RB	5-10	214	23	R	Louisiana-Lafayette	Houma, LA	D6a-17
18	Stewart, ArDarius	WR	5-11	204	23	R	Alabama	Fultondale, AL	D3-17



## 3

## QUARTERBACKS

NO.	NAME	POS	COLLEGE	NOTE
5	Christian Hackenberg	QB	Penn State	Second-year player who completed 42-of-74 passes for 372 yards, two touchdowns and two interceptions in the preseason.
15	Josh McCown	QB	Sam Houston State	Has completed 193-of-274 passes for 1,980 yards, 13 touchdowns and seven interceptions while adding three rushing touchdowns this season. Ranks second in the NFL in completion percentage (70.4), 10th in passer rating (96.1), has completed more than 60% of his passes in each of the first nine games and is one of two quarterbacks with six games of a passer rating greater than 100.0.
9	Bryce Petty	QB	Baylor	Did not play as the backup quarterback each of the last eight weeks. Completed 32-of-48 passes for 426 yards, three touchdowns and one interception in the preseason.

Jeremy Bates (quarterbacks); Mick Lombardi (offensive assistant/assistant quarterbacks)

## 4

## RUNNING BACKS

NO.	NAME	POS	COLLEGE	NOTE
22	Matt Forté	RB	Tulane	Has totaled 241 rushing yards and 222 receiving yards this season with two touchdowns. Since returning from injury in Week Six (10/15 vs. NE), ranks fifth in the NFL and first among running backs with 23 receptions, marking the most in a four-game stretch of his career since the 2014 season (Weeks 12-15).
25	Elijah McGuire	RB	Louisiana-Lafayette	Has rushed the ball 48 times for 207 yards this season. In the Week Four victory vs. JAX (10/1), broke a 69-yard run for his first-career touchdown (the longest touchdown run by a rookie in franchise history).
29	Bilal Powell	RB	Louisville	Leads the Jets with 390 rushing yards, adding two touchdowns this season. In the Week Four victory vs. JAX (10/1), recorded a career-long 75-yard touchdown run and finished the game with a career-high 163 rushing yards on 21 attempts (7.8 avg).
44	Lawrence Thomas	FB	Michigan State	Second-year player who transitioned to fullback this season after beginning his NFL career as a defensive lineman. Has registered four receptions for 31 yards.

Stump Mitchell (running backs)

## 4

## WIDE RECEIVERS

NO.	NAME	POS	COLLEGE	NOTE
11	Robby Anderson	WR	Temple	Leads team in receiving yards (483) and is tied for team lead with four touchdowns, including one in each of the last three games. His 69-yard touchdown reception in the Week Three win vs. MIA (9/24) was his career long. Has posted 15 catches of 25+ yards in his career.
16	Chad Hansen	WR	California	The 2017 fourth-round pick made his NFL debut Week One (9/10).
10	Jermaine Kearse	WR	Washington	Second on team in receptions (31) and receiving yards (380) and is tied for the lead in receiving touchdowns (four). Logged his third multi-touchdown performance of his career Week Two at OAK (9/17). All four of his touchdown receptions this season have come on the road (two at OAK, one at CLV, one at MIA).
18	ArDarius Stewart	WR	Alabama	The third-round draft choice started Week One (9/10) in a three wide receiver set. Has recorded four receptions for 36 yards and three rushes for 18 yards while also totaling 129 yards on seven kickoff returns.

Karl Dorrell (wide receivers)

## 3

## TIGHT ENDS

NO.	NAME	POS	COLLEGE	NOTE
85	Neal Sterling	TE	Monmouth	Made his Jets debut in Week Two (9/17), recording an eight-yard reception. Rejoined team Week Eight.
88	Austin Seferian-Jenkins	TE	Washington	Since his 2017 debut in Week Three (9/24), has set career-highs with 33 receptions for 221 yards. Ranks third in the NFL among tight ends in receptions (33) and has the third-most receiving touchdowns among tight ends (three) during that span.
83	Eric Tomlinson	TE	UTEP	Tallied his first-career reception for 25 yards in Week One (9/10). In Week Four (10/1 vs. JAX), helped block for a RB tandem that compiled 256 yards rushing. Established a new career-long 34-yard reception during Week Five at CLV (10/8) and recorded his first touchdown Week Eight vs. ATL (10/29).

Jimmie Johnson (tight ends)

## 9

## OFFENSIVE LINE

NO.	NAME	POS	COLLEGE	NOTE
68	Kelvin Beachum	T	SMU	Started all nine games at left tackle this season after starting 15 games last year for JAX.
77	James Carpenter	G	Alabama	Started at left guard in all nine games this season and has appeared in 41 straight contests as a Jet.
70	Dakota Dozier	G	Furman	Made his first start of 2017 vs. MIA (9/24), filling in for <b>Brian Winters</b> .
78	Jonotthan Harrison	OL	Florida	Appeared in six-of-eight games this season after starting four games last year for IND.
71	Ben Ijalana	T	Villanova	Appeared in all nine games in 2017 after being one of only two Jet offensive linemen to appear in all 16 games last season.
76	Wesley Johnson	C	Vanderbilt	Started all nine games at center this season after starting eight games in 2016.
79	Brent Qvale	OL	Nebraska	Appeared in all nine games this season, including starting at OAK (9/17) as an extra tight end and at RT vs. JAX (10/1), vs. ATL (10/29) and vs. BUF (11/2) for <b>Brandon Shell</b> .
72	Brandon Shell	T	South Carolina	Has made starts at right tackle in six games this season, missing Week Four, Week Eight and Week Nine.
67	Brian Winters	G	Kent State	Started at right guard in eight-of-nine games this season, missing Week Three with an injury.

Steve Marshall (offensive line); David Diaz-Infante (assistant offensive line)





## 6

## DEFENSIVE LINE

**Robert Nunn** (defensive line); **La'Roi Glover** (assistant defensive line)

NO.	NAME	POS	COLLEGE	NOTE
75	Xavier Cooper	DL	Washington State	Acquired prior to Week Nine (11/2). Saw time on defense in Week Nine game vs. BUF.
94	Kony Ealy	DL	Missouri	Recorded his first interception as a Jet in the Week Four victory vs. JAX (10/1) and first sack as a Jet in the Week Nine victory vs. BUF (11/2). Has registered eight passes defended on the season, including a career-high four vs. JAX. His eight passes defended ranks first among all front seven defenders.
99	Steve McLendon	DL	Troy	Started six-of-nine games this season and was part of a Jets defensive line that limited MIA to 30 rushing yards in Week Three (9/24), 53 yards rushing in Week Seven (10/22) and BUF to 63 rushing yards in Week Nine (11/2).
98	Mike Pennel	DL	Colorado State-Pueblo	Appeared in all nine games this season. Was part of a Jets defensive line that held MIA in Week Three (9/24) to the least rushing yards by a Jets opponent since 10/23/16.
96	Muhammad Wilkerson	DL	Temple	A starter in all nine games of 2017, ranks second among Jets defensive linemen with 36 tackles. Logged second career interception in Week Seven (10/22 at MIA) and sacks each of the last two games.
92	Leonard Williams	DL	Southern California	Has started all nine games in 2017 and leads the team with 13 quarterback hits. Ranks first among Jets defensive linemen with 40 tackles.

## 9

## LINEBACKERS

**Mike Caldwell** (assistant head coach/inside linebackers); **Kevin Greene** (outside linebackers)

NO.	NAME	POS	COLLEGE	NOTE
47	David Bass	LB	Missouri Western State	Acquired prior to Week Three (9/24). Currently tied for second on the team with 2.0 sacks.
50	Freddie Bishop	LB	Western Michigan	Returned to the Jets for Week Five (10/8), registering seven tackles and one fumble recovery.
54	Bruce Carter	LB	North Carolina	Ranked fourth on the team last season (2016) with five special teams tackles. Has recorded seven special teams tackles in 2017.
56	Demario Davis	LB	Arkansas State	Has totaled 95 tackles, the most through the first nine games of a season in his career. Leads the team in tackles (95) and sacks (3.5) while adding six quarterback hits and a fumble recovery.
57	Obum Gwacham	LB	Oregon State	Acquired prior to Week Five (10/4). Has registered four tackles and 2.5 sacks in his three-year career.
48	Jordan Jenkins	LB	Georgia	Started eight-of-nine games this season, registering 22 tackles. Registered first career multi-sack game in Week Nine vs. BUF (11/2). Second on team with nine QB hits.
58	Darron Lee	LB	Ohio State	Started all nine games at inside linebacker. During Weeks Six & Seven, became the first Jet to lead the team in tackles and force a fumble in consecutive weeks since Kerry Rhodes in 2006 (Weeks Two & Three).
95	Josh Martin	LB	Columbia	Recorded a team-high 4.0 tackles for loss in Week One, as well as 0.5 sacks. Ranks second on the team with 6.0 tackles for loss and is tied third on the team with nine special teams tackles.
51	Julian Stanford	LB	Wagner	Appeared in all nine games this season and is second on the team with 10 special teams tackles.

## 11

## DEFENSIVE BACKS

**Dennard Wilson** (defensive backs); **Daylon McCutcheon** (assistant defensive backs)

NO.	NAME	POS	COLLEGE	NOTE
33	Jamal Adams	S	LSU	Started all nine games this season. The first round pick has recorded 42 tackles, two sacks, four passes defended and a fumble recovery in each of the last two games.
23	Terrence Brooks	S	Florida State	Tallied two interceptions Week Three vs. MIA (9/24), one on a fake punt attempt and one on a Jay Cutler pass in the fourth quarter, earning him AFC Defensive Player of the Week honors.
32	Juston Burris	CB	North Carolina State	Has appeared in eight-of-nine games this season. Recorded an INT, returning the ball 48 yards against BUF in Week One (9/10).
21	Morris Claiborne	CB	LSU	Started the first eight games, recording seven passes defended (which leads the secondary), one interception and 29 tackles, including two for loss.
31	Derrick Jones	CB	Mississippi	Made his NFL debut in Week Five at CLV (10/8), appearing on special teams.
26	Marcus Maye	S	Florida	The second-round pick has tallied 43 tackles, two PD, one quarterback hit and two INTs this season.
45	Rontez Miles	S	California (PA)	Made his 2017 debut Week Four in the win vs. JAX (10/1). Leads the team with 13 special teams tackles.
30	Robert Nelson	CB	Arizona State	Made his Jets debut Week Eight vs. ATL (10/29), recording four tackles.
27	Darryl Roberts	CB	Marshall	Has started in three of the eight games appeared in. In the Week Three win vs. MIA (9/24), recorded a career-high seven tackles.
36	Rashard Robinson	CB	LSU	Acquired via trade prior to Week Nine (11/2), where he made his Jets debut on special teams.
41	Buster Skrine	CB	Tennessee-Chattanooga	Has started in all eight games he's played in at cornerback, missing Week Eight vs. ATL (10/29) tallying 39 tackles, an interception, one forced fumble, one fumble recovery, two quarterback hits and a sack.

## 3

## SPECIALISTS

**Brant Boyer** (special teams coordinator); **Jeff Hammerschmidt** (assistant special teams)

NO.	NAME	POS	COLLEGE	NOTE
7	Chandler Catanzaro	K	Clemson	Converted 15-of-19 field goal attempts and one of only six kickers in the NFL to convert at least 10 field goals of 40+ yards. In Week Five at CLV (10/8), converted on a 57-yard field goal, the longest in Jets history.
4	Lachlan Edwards	P	Sam Houston State	Registered three consecutive games this season recording a punt of at least 60 yards. His 70-yard punt in overtime of the Week Four victory vs. JAX (10/1) was the longest ever in an overtime period in NFL history.
42	Thomas Hennessy	LS	Duke	Made his NFL debut against BUF (9/10), contributing to <b>Catanzaro's</b> two made field goals. Snapped for <b>K Chandler Catanzaro's</b> game-winning field goal and <b>P Lachlan Edwards'</b> overtime record 70-yard punt in the Week Four victory. Also forced a fumble in the Week Five victory at CLV (10/8).

# Roster | Depth Chart



Depth Chart was compiled by the New York Jets Communications Staff

## OFFENSE

WR	11 Robby Anderson	<u>18 ArDarius Stewart</u>	
LT	68 Kelvin Beachum	71 Ben Ijalana	
LG	77 James Carpenter	70 Dakota Dozier	
C	76 Wesley Johnson	78 Jonotthan Harrison	
RG	67 Brian Winters	70 Dakota Dozier	
RT	72 Brandon Shell	79 Brent Qvale	
TE	88 Austin Seferian-Jenkins	83 Eric Tomlinson	85 Neal Sterling
WR	10 Jermaine Kearse	<u>16 Chad Hansen</u>	
QB	15 Josh McCown	9 Bryce Petty	5 Christian Hackenberg
RB	22 Matt Forté	<u>25 Elijah McGuire</u>	
RB	29 Bilal Powell	44 Lawrence Thomas (FB)	

## DEFENSE

DL	92 Leonard Williams	94 Kony Ealy	
DL	99 Steve McLendon	98 Mike Pennel	
DL	96 Muhammad Wilkerson	75 Xavier Cooper	
OLB	95 Josh Martin	50 Freddie Bishop	57 Obum Gwacham
ILB	58 Darron Lee	51 Julian Stanford	
ILB	56 Demario Davis	54 Bruce Carter	
OLB	48 Jordan Jenkins	47 David Bass	
CB	41 Buster Skrine	32 Juston Burris	30 Robert Nelson 36 Rashard Robinson
CB	21 Morris Claiborne	27 Darryl Roberts	<u>31 Derrick Jones</u>
SS	<u>33 Jamal Adams</u>	23 Terrence Brooks	
FS	<u>26 Marcus Maye</u>	45 Rontez Miles	

## SPECIAL TEAMS

K	7 Chandler Catanzaro	
P	4 Lachlan Edwards	
H	4 Lachlan Edwards	
PR	<u>25 Elijah McGuire</u>	
KR	<u>18 ArDarius Stewart</u>	<u>25 Elijah McGuire</u>
LS	<u>42 Thomas Hennessy</u>	

KEY: ROOKIE

## PRONUNCIATION GUIDE

<b>JUSTON</b> Burris.....Justin	<b>OBUM GWACHAM</b> .....oh-BOOM GWAH-chum	<b>BILAL</b> Powell .....buh-LAHL
Chandler <b>CATANZARO</b> .....cat-un-ZAIR-oh	Ben <b>IJALANA</b> .....EYE-juh-LAH-nuh	Brent <b>QVALE</b> .....KWAH-lee
Dakota <b>DOZIER</b> .....DOUGH-jer	<b>DARRON</b> Lee .....Darrin	Buster <b>SKRINE</b> .....Screen
<b>LACHLAN</b> Edwards .....LOCK-lan	Mike <b>PENNEL</b> .....puh-NELL	



# Roster | Alphabetical

NO.	NAME	POS	HT	WT	AGE	EXP	COLLEGE	HOMETOWN	HOW ACQ.
33	Adams, Jamal	S	6-1	213	22	R	LSU	Lewisville, TX	D1-17
11	Anderson, Robby	WR	6-3	190	24	2	Temple	Ft. Lauderdale, FL	FA-16
47	Bass, David	LB	6-4	267	27	5	Missouri Western State	St. Louis, MO	FA-17
68	Beachum, Kelvin	T	6-3	308	28	6	SMU	Mexia, TX	UFA-17 (JAX)
50	Bishop, Freddie	LB	6-3	255	27	2	Western Michigan	Inkster, MI	FA-16
23	Brooks, Terrence	S	5-11	200	25	4	Florida State	Dunnellon, FL	T-17 (PHI)
32	Burris, Juston	CB	6-0	212	24	2	North Carolina State	Raleigh, NC	D4-16
77	Carpenter, James	G	6-5	321	28	7	Alabama	Augusta, GA	UFA-15 (SEA)
54	Carter, Bruce	LB	6-2	240	29	7	North Carolina	Havelock, NC	FA-16
7	Catanzaro, Chandler	K	6-3	200	26	4	Clemson	Greenville, SC	FA-17
21	Claiborne, Morris	CB	5-11	192	27	6	LSU	Shreveport, LA	UFA-17 (DAL)
75	Cooper, Xavier	DL	6-4	300	25	3	Washington State	Tacoma, WA	FA-17
56	Davis, Demario	LB	6-2	248	28	6	Arkansas State	Collins, MS	T-17 (CLV)
70	Dozier, Dakota	G	6-4	313	26	4	Furman	West Columbia, SC	D4c-14
94	Ealy, Kony	DL	6-4	275	25	4	Missouri	St. Louis, MO	W-17 (NE)
4	Edwards, Lachlan	P	6-4	209	25	2	Sam Houston State	Hastings, Australia	D7a-16
22	Forté, Matt	RB	6-2	218	31	10	Tulane	Lake Charles, LA	UFA-16 (CHI)
57	Gwacham, Obum	LB	6-5	246	26	3	Oregon State	Chino Hills, CA	FA-17
5	Hackenberg, Christian	QB	6-4	228	22	2	Penn State	Palmyra, VA	D2-16
16	Hansen, Chad	WR	6-2	202	22	R	California	Fillmore, CA	D4-17
78	Harrison, Jonotthan	OL	6-4	300	26	4	Florida	Groveland, FL	FA-17
42	Hennessy, Thomas	LS	6-2	246	23	R	Duke	Bardonia, NY	T-17 (IND)
71	Ijalana, Ben	T	6-4	322	28	7	Villanova	North Brunswick, NJ	W-13 (IND)
48	Jenkins, Jordan	LB	6-3	259	23	2	Georgia	Hamilton, GA	D3-16
76	Johnson, Wesley	C	6-5	297	26	4	Vanderbilt	Nashville, TN	W-14 (PIT)
31	Jones, Derrick	CB	6-2	188	22	R	Mississippi	Eupora, MS	D6c-17
10	Kearse, Jermaine	WR	6-1	209	27	6	Washington	Lakewood, WA	T-17 (SEA)
58	Lee, Darron	LB	6-1	232	23	2	Ohio State	New Albany, OH	D1-16
95	Martin, Josh	LB	6-3	245	25	5	Columbia	Aurora, CO	FA-15
26	Maye, Marcus	S	6-0	207	24	R	Florida	Melbourne, FL	D2-17
15	McCown, Josh	QB	6-4	218	38	15	Sam Houston State	Jacksonville, TX	FA-17
25	McGuire, Elijah	RB	5-10	214	23	R	Louisiana-Lafayette	Houma, LA	D6a-17
99	McLendon, Steve	DL	6-3	310	31	8	Troy	Ozark, AL	UFA-16 (PIT)
45	Miles, Rontez	S	6-0	203	28	3	California (PA)	Braddock, PA	FA-13
30	Nelson, Robert	CB	5-9	175	27	4	Arizona State	Lakeland, FL	FA-17
98	Pennel, Mike	DL	6-4	332	26	4	Colorado State-Pueblo	Denver, CO	W-16 (GB)
9	Petty, Bryce	QB	6-3	230	26	3	Baylor	Midlothian, TX	D4-15
29	Powell, Bilal	RB	5-10	204	29	7	Louisville	Lakeland, FL	D4-11
79	Qvale, Brent	OL	6-7	315	26	3	Nebraska	Williston, ND	FA-14
27	Roberts, Darryl	CB	6-0	182	26	3	Marshall	Lakeland, FL	W-16 (NE)
36	Robinson, Rashard	CB	6-2	177	22	2	LSU	Pompano Beach, FL	T-17 (SF)
88	Seferian-Jenkins, Austin	TE	6-5	262	25	4	Washington	Fox Island, WA	W-16 (TB)
72	Shell, Brandon	T	6-5	324	25	2	South Carolina	Goose Creek, SC	D5-16
41	Skrine, Buster	CB	5-9	185	28	7	Tennessee-Chattanooga	Woodstock, GA	UFA-15 (CLV)
51	Stanford, Julian	LB	6-1	230	27	4	Wagner	Bloomfield, CT	FA-15
85	Sterling, Neal	TE	6-4	257	25	3	Monmouth	Belmar, NJ	FA-17
18	Stewart, ArDarius	WR	5-11	204	23	R	Alabama	Fultondale, AL	D3-17
44	Thomas, Lawrence	FB	6-3	286	24	2	Michigan State	Detroit, MI	FA-16
83	Tomlinson, Eric	TE	6-6	263	25	2	UTEP	Klein, TX	FA-16
96	Wilkerson, Muhammad	DL	6-4	315	28	7	Temple	Linden, NJ	D1-11
92	Williams, Leonard	DL	6-5	302	23	3	Southern California	Daytona Beach, FL	D1-15
67	Winters, Brian	G	6-4	320	26	5	Kent State	Hudson, OH	D3-13

## PRACTICE SQUAD

69	Braden, Ben	OL	6-6	329	23	R	Michigan	Rockford, MI	FA-17
46	Cash, Jeremy	LB	6-0	230	24	2	Duke	Miami, FL	FA-17
63	Gray, Geoff	OL	6-5	315	22	R	Manitoba	Winnipeg, Canada	FA-17
37	Judd, Akeem	RB	5-10	225	24	R	Mississippi	Durham, NC	FA-17
89	Marshall, Jalin	WR	5-10	200	22	2	Ohio State	Middletown, OH	FA-16
87	Natson, JoJo	WR	5-7	153	23	R	Akron	Lauderdale Lakes, FL	FA-17
91	Pelon, Claude	DL	6-4	300	24	1	Southern California	Miami, FL	FA-16
93	Simon, Deon	DL	6-4	332	27	2	Northwestern State (LA)	Baton Rouge, LA	D7-15
35	Sinkfield, Terrell	CB	6-1	195	26	1	Northern Iowa	Minnertonka, MN	FA-17
1	Stringfellow, Damore'ea	WR	6-2	222	23	R	Mississippi	Perris, CA	W-17 (MIA)

## RESERVE/SUSPENDED BY COMMISSIONER

14	Kerley, Jeremy	WR	5-9	188	28	7	TCU	Austin, TX	FA-17
----	----------------	----	-----	-----	----	---	-----	------------	-------

## RESERVE/NON-FOOTBALL INJURY

34	Clark, Jeremy	CB	6-3	220	23	R	Michigan	Madisonville, KY	D6b-17
----	---------------	----	-----	-----	----	---	----------	------------------	--------

## RESERVE/INJURED

38	Coleman, Xavier	CB	5-11	190	22	R	Portland State	Portland, OR	FA-17
49	Donahue, Dylan	LB	6-3	248	25	R	West Georgia	Billings, MT	D5b-17
81	Enunwa, Quincy	WR	6-2	225	25	3	Nebraska	Moreno Valley, CA	D6b-14
3	Estime, Brisly	WR	5-9	186	24	R	Syracuse	Delray Beach, FL	FA-17
87	Gragg, Chris	TE	6-3	244	27	5	Arkansas	Pine Bluff, AR	FA-17
37	Keeton, Bryson	CB	6-2	190	24	1	Montana State	Bakersfield, CA	FA-16
86	Leggett, Jordan	TE	6-5	258	22	R	Clemson	Navarre, FL	D5a-17
55	Mauldin, Lorenzo	LB	6-4	259	25	3	Louisville	Sacramento, CA	D3-15
36	Middleton, Doug	S	6-0	210	24	1	Appalachian State	Winston-Salem, NC	FA-16
17	Peake, Charone	WR	6-2	209	25	2	Clemson	Moore, SC	D7b-16
53	Robinson, Edmond	LB	6-3	245	25	3	Newberry	St. John's Island, SC	W-17 (MIN)
19	Smith, Devin	WR	6-1	199	25	3	Ohio State	Massillon, OH	D2-15

# Roster | Numerical



NO.	NAME	POS	HT	WT	AGE	EXP	COLLEGE	HOMETOWN	GP GS DNP IA
4	Lachlan Edwards	P	6-4	209	25	2	Sam Houston State	Hastings, Australia	9/0/0/0
5	Christian Hackenberg	QB	6-4	228	22	2	Penn State	Palmyra, VA	0/0/1/8
7	Chandler Catanzaro	K	6-3	200	26	4	Clemson	Greenville, SC	9/0/0/0
9	Bryce Petty	QB	6-3	230	26	3	Baylor	Midlothian, TX	0/0/8/1
10	Jermaine Kearse	WR	6-1	209	27	6	Washington	Lakewood, WA	9/9/0/0
11	Robby Anderson	WR	6-3	190	24	2	Temple	Ft. Lauderdale, FL	9/9/0/0
15	Josh McCown	QB	6-4	218	38	15	Sam Houston State	Jacksonville, TX	9/9/0/0
16	Chad Hansen	WR	6-2	202	22	R	California	Fillmore, CA	8/0/0/1
18	ArDarius Stewart	WR	5-11	204	23	R	Alabama	Fultondale, AL	8/1/0/1
21	Morris Claiborne	CB	5-11	192	27	6	LSU	Shreveport, LA	8/8/0/1
22	Matt Forté	RB	6-2	218	31	10	Tulane	Lake Charles, LA	7/3/0/2
23	Terrence Brooks	S	5-11	200	25	4	Florida State	Dunnellon, FL	8/1/0/1
25	Elijah McGuire	RB	5-10	214	23	R	Louisiana-Lafayette	Houma, LA	9/1/0/0
26	Marcus Maye	S	6-0	207	24	R	Florida	Melbourne, FL	9/9/0/0
27	Darryl Roberts	CB	6-0	182	26	3	Marshall	Lakeland, FL	8/4/0/1
29	Bital Powell	RB	5-10	204	29	7	Louisville	Lakeland, FL	8/5/0/1
30	Robert Nelson	CB	5-9	175	27	4	Arizona State	Lakeland, FL	2/0/0/0
31	Derrick Jones	CB	6-2	188	22	R	Mississippi	Eupora, MS	1/0/0/8
32	Justin Burris	CB	6-0	212	24	2	North Carolina State	Raleigh, NC	8/0/0/1
33	Jamal Adams	S	6-1	213	22	R	LSU	Lewisville, TX	9/9/0/0
36	Rashard Robinson	CB	6-2	177	22	2	LSU	Pompano Beach, FL	1/0/0/0
41	Buster Skrine	CB	5-9	185	28	7	Tennessee-Chattanooga	Woodstock, GA	8/8/0/1
42	Thomas Hennessy	LS	6-2	246	23	R	Duke	Bardonia, NY	9/0/0/0
44	Lawrence Thomas	FB	6-3	286	24	2	Michigan State	Detroit, MI	7/0/0/1
45	Rontez Miles	S	6-0	203	28	3	California (PA)	Braddock, PA	6/0/0/3
47	David Bass	LB	6-4	267	27	5	Missouri Western State	St. Louis, MO	7/2/0/0
48	Jordan Jenkins	LB	6-3	259	23	2	Georgia	Hamilton, GA	9/8/0/0
50	Freddie Bishop	LB	6-3	255	27	2	Western Michigan	Inkster, MI	4/0/0/2
51	Julian Stanford	LB	6-1	230	27	4	Wagner	Bloomfield, CT	9/0/0/0
54	Bruce Carter	LB	6-2	240	29	7	North Carolina	Havelock, NC	8/0/0/1
56	Demario Davis	LB	6-2	248	28	6	Arkansas State	Collins, MS	9/9/0/0
57	Obum Gwacham	LB	6-5	246	26	3	Oregon State	Chino Hills, CA	0/0/0/5
58	Darron Lee	LB	6-1	232	23	2	Ohio State	New Albany, OH	9/9/0/0
67	Brian Winters	G	6-4	320	26	5	Kent State	Hudson, OH	8/8/0/1
68	Kelvin Beachum	T	6-3	308	28	6	SMU	Mexia, TX	9/9/0/0
70	Dakota Dozier	G	6-4	313	26	4	Furman	West Columbia, SC	8/1/0/1
71	Ben Ijalana	T	6-4	322	28	7	Villanova	North Brunswick, NJ	9/0/0/0
72	Brandon Shell	T	6-5	324	25	2	South Carolina	Goose Creek, SC	6/6/0/3
75	Xavier Cooper	DL	6-4	300	25	3	Washington State	Olympia, WA	1/0/0/0
76	Wesley Johnson	C	6-5	297	26	4	Vanderbilt	Nashville, TN	9/9/0/0
77	James Carpenter	G	6-5	321	28	7	Alabama	Augusta, GA	9/9/0/0
78	Jonotthan Harrison	OL	6-4	300	26	4	Florida	Groveland, FL	6/0/0/3
79	Brent Qvale	OL	6-7	315	26	3	Nebraska	Williston, ND	9/4/0/0
83	Eric Tomlinson	TE	6-6	263	25	2	UTEP	Klein, TX	7/6/0/2
85	Neal Sterling	TE	6-4	257	25	3	Monmouth	Belmar, NJ	4/0/1/1
88	Austin Seferian-Jenkins	TE	6-5	262	25	4	Washington	Fox Island, WA	7/7/0/0
92	Leonard Williams	DL	6-5	302	23	3	Southern California	Daytona Beach, FL	9/9/0/0
94	Kony Ealy	DL	6-4	275	25	4	Missouri	St. Louis, MO	8/3/0/1
95	Josh Martin	LB	6-3	245	25	5	Columbia	Aurora, CO	7/3/0/2
96	Muhammad Wilkerson	DL	6-4	315	28	7	Temple	Linden, NJ	9/9/0/0
98	Mike Pennel	DL	6-4	332	26	4	Colorado State-Pueblo	Denver, CO	9/1/0/0
99	Steve McLendon	DL	6-3	310	31	8	Troy	Ozark, AL	9/7/0/0

## PRACTICE SQUAD

35	Terrell Sinkfield	CB	6-1	195	26	1	Northern Iowa	Minnertonka, MN	0/0/0/0
37	Akeem Judd	RB	5-10	225	24	R	Mississippi	Durham, NC	0/0/0/0
46	Jeremy Cash	LB	6-0	230	24	2	Duke	Miami, FL	0/0/0/0
63	Geoff Gray	OL	6-5	315	22	R	Manitoba	Winnipeg, Canada	0/0/0/0
69	Ben Braden	OL	6-6	329	23	R	Michigan	Rockford, MI	0/0/0/0
87	JoJo Natson	WR	5-7	153	23	R	Akron	Lauderdale Lakes, FL	0/0/0/0
89	Jalin Marshall	WR	5-10	200	22	2	Ohio State	Middletown, OH	0/0/0/0
91	Claude Pelon	DL	6-4	300	24	1	Southern California	Miami, FL	1/0/0/0
84	Damore'ea Stringfellow	WR	6-2	222	23	R	Mississippi	Perris, CA	0/0/0/0
93	Deon Simon	DL	6-4	332	27	2	Northwestern State (LA)	Baton Rouge, LA	0/0/0/0

## RESERVE/SUSPENDED BY COMMISSIONER

14	Jeremy Kerley	WR	5-9	188	28	7	TCU	Austin, TX	8/2/0/1
----	---------------	----	-----	-----	----	---	-----	------------	---------

## RESERVE/NON-FOOTBALL INJURY

34	Jeremy Clark	CB	6-3	220	23	R	Michigan	Madisonville, KY	0/0/0/0
----	--------------	----	-----	-----	----	---	----------	------------------	---------

## RESERVE/INJURED

3	Brisly Estime	WR	5-9	186	24	R	Syracuse	Delray Beach, FL	0/0/0/0
17	Charone Peake	WR	6-2	209	25	2	Clemson	Moore, SC	3/0/0/0
19	Devin Smith	WR	6-1	199	25	3	Ohio State	Massillon, OH	0/0/0/0
36	Doug Middleton	S	6-0	210	24	1	Appalachian State	Winston-Salem, NC	0/0/0/0
37	Bryson Keeton	CB	6-2	190	24	1	Montana State	Bakersfield, CA	0/0/0/0
38	Xavier Coleman	CB	5-11	190	22	R	Portland State	Portland, OR	2/0/0/0
49	Dylan Donahue	LB	6-3	248	25	R	West Georgia	Billings, MT	4/0/0/0
53	Edmond Robinson	LB	6-3	245	25	3	Newberry	St. John's Island, SC	1/0/0/0
55	Lorenzo Mauldin	LB	6-4	259	25	3	Louisville	Sacramento, CA	0/0/0/0
81	Quincy Enunwa	WR	6-2	225	25	3	Nebraska	Moreno Valley, CA	0/0/0/0
86	Jordan Leggett	TE	6-5	258	22	R	Clemson	Navarre, FL	0/0/1/7
87	Chris Gragg	TE	6-3	244	27	5	Arkansas	Pine Bluff, AR	0/0/0/0