



# MIAMI DOLPHINS WEEKLY RELEASE

---

WEEK 10

MIAMI DOLPHINS (4-4) AT CAROLINA PANTHERS (6-3)

MONDAY, NOV. 13, 2017 | 8:30 PM ET | BANK OF AMERICA STADIUM | CHARLOTTE, N.C.





## 2017 MIAMI DOLPHINS SCHEDULE

### IMPORTANT DATES

#### JANUARY 15, 2018

Deadline for underclassmen to declare for the NFL draft

#### JANUARY 28, 2018

Pro Bowl  
Orlando, Fla.

#### FEBRUARY 4, 2018

Super Bowl LII  
Minneapolis, Minn.

#### MARCH 14, 2018

2018 League Year Begins

#### APRIL 26-28, 2018

2018 NFL Draft  
Arlington, Texas

### PRESEASON

DATE	OPPONENT	STADIUM	TIME/ RESULT	NETWORK	RADIO	PRESENTING SPONSOR	GIVEAWAY
Thurs., Aug. 10	Atlanta Falcons	Hard Rock Stadium	W, 23-20	WFOR CBS4	560 WQAM KISS 99.9		
Thurs., Aug. 17	Baltimore Ravens	Hard Rock Stadium	L, 7-31	WFOR CBS4	560 WQAM KISS 99.9		
Thurs., Aug. 24	at Philadelphia Eagles	Lincoln Financial Field	L, 31-38	WFOR CBS4	560 WQAM KISS 99.9		
Thurs., Aug. 31	at Minnesota Vikings	U.S. Bank Stadium	W, 30-9	WFOR CBS4	560 WQAM KISS 99.9		

### REGULAR SEASON

DATE	OPPONENT	STADIUM	TIME/ RESULT	NETWORK	RADIO	PRESENTING SPONSOR	GIVEAWAY
BYE WEEK							
Sun., Sept. 17	at Los Angeles Chargers	StubHub Center	W, 19-17	CBS	560 WQAM KISS 99.9		
Sun., Sept. 24	at New York Jets	MetLife Stadium	L, 6-20	CBS	560 WQAM KISS 99.9		
Sun., Oct. 1	New Orleans Saints	Wembley Stadium (London)	L, 0-20	FOX	560 WQAM KISS 99.9		
Sun., Oct. 8	Tennessee Titans	Hard Rock Stadium	W, 16-10	CBS	560 WQAM KISS 99.9		Co-Branded Cancer Awareness Wristbands
Sun., Oct. 15	at Atlanta Falcons	Mercedes-Benz Stadium	W, 20-17	CBS	560 WQAM KISS 99.9		
Sun., Oct. 22	New York Jets	Hard Rock Stadium	W, 31-28	FOX	560 WQAM KISS 99.9		
Thurs., Oct. 26	at Baltimore Ravens	M&T Bank Stadium	L, 0-40	CBS/NFLN/ Amazon	560 WQAM KISS 99.9		
Sun., Nov. 5	Oakland Raiders	Hard Rock Stadium	L, 24-27	NBC	560 WQAM KISS 99.9		
Mon., Nov. 13	at Carolina Panthers	Bank of America Stadium	8:30 p.m.	ESPN	560 WQAM KISS 99.9		
Sun., Nov. 19	Tampa Bay Buccaneers	Hard Rock Stadium	1 p.m.	FOX	560 WQAM KISS 99.9		Co-Branded Sunglasses & Sunglass Pouch
Sun., Nov. 26	at New England Patriots	Gillette Stadium	1 p.m.*	CBS	560 WQAM KISS 99.9		
Sun., Dec. 3	Denver Broncos	Hard Rock Stadium	1 p.m.*	CBS	560 WQAM KISS 99.9		Co-Branded "Go Fins" Rollabanna
Mon., Dec. 11	New England Patriots	Hard Rock Stadium	8:30 p.m.	ESPN	560 WQAM KISS 99.9	Hard Rock Hotel	
Sun., Dec. 17	at Buffalo Bills	New Era Field	1 p.m.*	CBS	560 WQAM KISS 99.9		
Sun., Dec. 24	at Kansas City Chiefs	Arrowhead Stadium	1 p.m.*	CBS	560 WQAM KISS 99.9		
Sun., Dec. 31	Buffalo Bills	Hard Rock Stadium	1 p.m.	CBS	560 WQAM KISS 99.9		

\* Game subject to flex scheduling  
All times EASTERN



All Dolphins games can be heard on 560 WQAM and Kiss 99.9, the flagship stations of the Miami Dolphins Radio Network, Dolphins.com and throughout South and Central Florida on stations that make up The Miami Dolphins Radio Network. In addition to the game broadcasts, the stations will feature expanded pre-, halftime and postgame shows. Dolphins fans who tune into Miami's Sportsradio 560 WQAM will have the opportunity to listen to live broadcasts of Head Coach Adam Gase's day-after game press conferences and "Dolphins Friday," a day of Dolphins' centric-content on the station featuring interviews with players, coaches, and team executives. Fans can also listen to the Dolphins in Spanish on Univision Deportes Radio WQBA 1140 AM.

### 2017 AFC EAST STANDINGS

TEAM	W	L	PCT	PF	PA
Patriots	6	2	.750	216	179
Bills	5	3	.625	174	149
Dolphins	4	4	.500	116	179
Jets	4	5	.444	191	207



---

## WEEK 10: CAROLINA PANTHERS TABLE OF CONTENTS

MEDIA INFORMATION	2-3
DOLPHINS EN ESPAÑOL	4
TEAM NOTES	5
OFFENSE NOTES	6-7
DEFENSE NOTES	8-9
SPECIAL TEAMS NOTES	10
WHAT TO LOOK FOR IN 2017	11-12
THE DOLPHINS VS. THE PANTHERS	13-15
THE LAST MEETING VS. THE PANTHERS	16
2017 DRAFT CLASS	17
HARD ROCK STADIUM MODERNIZATION	18-21
HARD ROCK STADIUM AWARDED 2021 NATIONAL CHAMPIONSHIP	22
MIAMI DOLPHINS IN THE COMMUNITY	23-26
DOLPHINS RADIO	27
HALL OF FAME DE/LB JASON TAYLOR	28
DEPTH CHART	29
PROJECTED CONTRIBUTORS	30-31
TRANSACTIONS	32-33
NUMERICAL ROSTER	34
ALPHABETICAL ROSTER	35
POSITIONAL ROSTER/PRONUNCIATIONS	36
HOW THEY WERE ACQUIRED	37
2017 GAME RECAPS	38-45
SUPPLEMENTAL STATISTICS	47-60
THE LAST TIME IT HAPPENED	61-66
LAST WEEK'S GAME BOOK	67-81
2017 NFL STANDINGS	82

### MIAMI DOLPHINS MEDIA WEBSITE

[media.miamidolphins.com](http://media.miamidolphins.com)

The Miami Dolphins media website features everything a media member needs to cover the team. Visitors can find transcripts, press releases, weekly releases, credentials, notes, gamebooks, flip cards an archive of old media guides and gamebooks and more by visiting [media.miamidolphins.com](http://media.miamidolphins.com).



## WEEKLY MEDIA SCHEDULE: WEEK 10 AT CAROLINA

8 WED	9 THU	10 FRI	11 SAT	12 SUN	13 MON	14 TUE
<p><b>Conference Calls</b> 2 p.m. - Panthers Head Coach Ron Rivera</p>	<p><b>Head Coach Adam Gase</b> 11:55 a.m. (media work room)</p> <p><b>Practice*</b> 1:15 - 3 p.m.</p> <p><b>Players (open locker room)</b> Following Practice</p> <p><b>QB Jay Cutler &amp; DT Ndamukong Suh</b> Following practice at podium (interview room in lobby)</p>	<p><b>Coordinators</b> 11:30 a.m. (media work room)</p> <p><b>Head Coach Adam Gase</b> 12:15 p.m. (media work room)</p> <p><b>Practice*</b> 1:10 - 2:50 p.m.</p> <p><b>Players (open locker room)</b> Following Practice</p>	<p><b>Practice*</b> 12:05 p.m. - 1:10 p.m.</p> <p><b>Players (open locker room)</b> Following Practice</p> <p><b>Head Coach Adam Gase</b> Following practice (media work room)</p>	<p>No media availability</p>	<p><b>Week 10</b> at Carolina 8:30 p.m. TV - ESPN</p>	<p>TBD</p>

\* Practice will be open to media for approximately 30 minutes

### DOLPHINS ON THE AIR

Television:	ESPN WPLG-TV (Local 10 ABC - Miami-Ft. Lauderdale)	
Broadcasters:	Sean McDonough - Play-By-Play Jon Gruden - Color Analyst Lisa Salters - Sideline	
Local Radio:	Dolphins Radio Network KISS 99.9-FM WQAM 560-AM	
Broadcasters:	Jimmy Cefalo - Play-By-Play Bob Griese - Color Analyst Joe Rose - Color Analyst Kim Bokamper - Sideline	  
Spanish Radio:	Dolphins Spanish Radio WQBA-1140 AM	
Broadcasters:	Raul Striker Jr. - Play-By-Play Eduardo Martell - Color Analyst	
National Radio:	Westwood One	
Broadcasters:	Kevin Harlan - Play-By-Play Kurt Warner - Color Analyst Max Starks - Sideline	

### FREQUENT FLYERS

Miami's nine games played outside of Florida in 2017 will have the team travel a total of **27,520 miles (round trip)** away from home. **It is the most miles traveled by the Dolphins in a single regular season in franchise history.** The 27,520 road-game miles is **the most of any NFL team located outside of the Pacific time zone** in 2017 and the fourth-most in the NFL, behind the Los Angeles Rams, Oakland Raiders and Arizona Cardinals.

### MOST MILES (2017)

RNK	TEAM	MILES
1	Los Angeles Rams	32,600
2	Oakland Raiders	30,899
3	Arizona Cardinals	30,035
4	<b>MIAMI DOLPHINS</b>	<b>27,520</b>
5	Los Angeles Chargers	26,134
6	Jacksonville Jaguars	24,522
7	Seattle Seahawks	24,121
8	San Francisco 49ers	24,092

\* Regular season games only

### COMMUNICATIONS DEPARTMENT



**JASON JENKINS**

Sr. Vice President,  
Communications &  
Community Affairs

O: 954-452-7174  
JJenkins@dolphins.com



**MATT TAYLOR**

Sr. Director of  
Football  
Communications

O: 954-452-7179  
MattTaylor@dolphins.com



**THERESA GARNER**

Corporate  
Communications  
Manager

O: 305-943-1451  
TGarnier@dolphins.com



**BRETT BRECHEISEN**

Football  
Communications  
Manager

O: 954-452-7190  
BBrecheisen@dolphins.com



**RENZO SHEPPARD**

Football  
Communications  
Manager

O: 954-452-7144  
RSheppard@dolphins.com



**GAYLE BADEN**

Communications  
Coordinator

O: 954-452-7173  
GBaden@dolphins.com



**SYDNEY WADE**

Communications  
Coordinator

O: 954-452-7198  
SWade@dolphins.com



**RYAN MURPHY**

Communications  
Staff Assistant

O: 954-452-7114  
RMurphy@dolphins.com



## MIAMI DOLPHINS MEDIA WORKROOM ACCESS & PARKING INFORMATION FOR THE 2017 SEASON

As a reminder, the workroom for accredited media covering the Miami Dolphins is located behind the Dolphins Pro Shop at the Baptist Health Training Facility at Nova Southeastern University. Access to the media workroom is granted by the Communications Staff to members of the media upon their arrival at training camp.

Parking passes are distributed by the Communications Department. The passes **need to be clearly displayed** to gain entry into the media parking areas. Media parking is available at the Nova Southeastern University Medical School garage (HPD Garage), which is next to the Dolphins Pro Shop, and located near the intersection of University Drive and S.W. 30th Street, between Griffin Road and I-595. Access to this garage is off University Drive and S.W. 30th Street. In the event the HPD Garage is full, the overflow media parking will be in the AUX Parking Lot next to the NOVA Softball fields.

PLEASE NOTE – ALL MEDIA ARE ASKED TO PARK ON THE SECOND FLOOR OF THE HPD GARAGE. PARKING ON THE FIRST FLOOR IS RESERVED FOR NOVA PATIENTS ONLY. THE GARAGE WILL BE MONITORED BY NOVA AND THOSE WHO PARK ON THE FIRST FLOOR WILL BE TICKETED.

**PLEASE PREARRANGE ALL LIVE TRUCK PARKING** through the Miami Dolphins Communications Department.

### DIRECTIONS TO PARKING GARAGE AT NOVA SOUTHEASTERN UNIVERSITY

#### FROM I-95 OR FLORIDA'S TURNPIKE

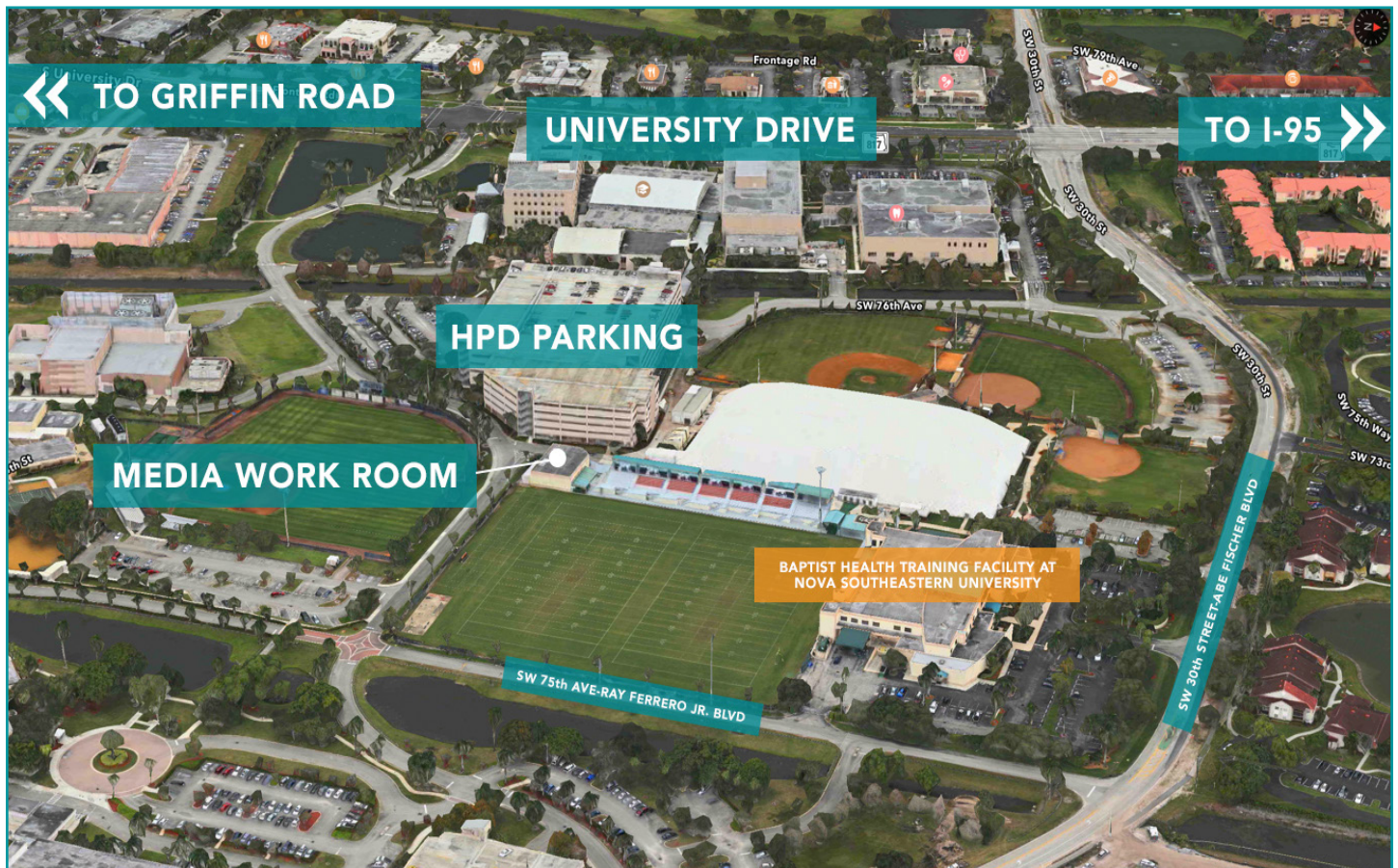
Exit at I-595; proceed west to University Drive exit  
Turn left (south) onto University Drive  
Proceed to S.W. 30th Street (Abe Fischler Blvd.) turn left (east)  
Proceed past the Miami Dolphins facility to Ray Ferrero Jr. Blvd.  
Turn right and parking garage will be on your right.

#### UNIVERSITY DRIVE

From north of I-595  
Take University Drive south past I-595 to S.W. 30th Street (Abe Fischler Blvd.) turn left (east).  
Proceed past the Miami Dolphins facility to Ray Ferrero Jr. Blvd.  
Turn right and parking garage will be on your right.

#### FROM SOUTH OF GRIFFIN ROAD

Take University Drive north past Griffin Road to S.W. 30th Street (Abe Fischler Blvd.) turn right (east)  
Proceed past the Miami Dolphins facility to Ray Ferrero Jr. Blvd.  
Turn right and parking garage will be on your right.





## DOLPHINS EN ESPAÑOL

### LOS MIAMI DOLPHINS APARECEN EN MONDAY NIGHT FOOTBALL POR PRIMERA VEZ DESDE 2015

Los Miami Dolphins juegan su tercer juego de nivel nacional en seguida cuando viajan a Carolina a enfrentar a los Panthers en Monday Night Football. El partido comienza a las 8:30 p.m. el lunes 13 de noviembre. Es la primera aparición de los Dolphins en MNF desde 2015, cuando perdieron 31-24 a los Giants de Nueva York. Esto será la 83ª vez que los Dolphins jugarán Monday Night Football, los más en el NFL. Miami tiene un récord de 41-41 en juegos en las noches los lunes.

### LOS DOLPHINS HAN GANADO 13 DE SUS ÚLTIMOS 19

Miami ha ganado 13 de su último 18 juegos de temporada regular, remontándose a Semana 6 de la temporada de 2016.

- El equipo ha ganado durante ese lapso con tres quarterbacks titulares diferentes – Ryan Tannehill, Matt Moore y Jay Cutler.
- La última vez que Miami ganó 13 de 19 partidos de temporada regular fue desde el 21 de septiembre de 2008 hasta el 12 de octubre de 2009.

### ENTRE LOS MEJORES EN EL NFL DURANTE LOS PASADOS 19 PARTIDOS

El récord de los Dolphins de 13-6 en los últimos 19 juegos de temporada regular los clasifica entre los mejores equipos del NFL durante ese lapso. Si miras a los récords de todos los equipos en el NFL durante los pasados 19 juegos de temporada regular, verías que la marca de los Dolphins está empatada para la cuarta mejor en la liga.

#### MEJORES RÉCORDS EN EL NFL DURANTE LOS ÚLTIMOS 19 PARTIDOS

CL	EQUIPO	RÉCORD
1.	New England Patriots	16-3
2.	Kansas City Chiefs	14-5
	Dallas Cowboys	14-5
4.	<b>MIAMI DOLPHINS</b>	<b>13-6</b>
	Pittsburgh Steelers	13-6

### GANADORES DE SEIS DE LAS ÚLTIMAS NUEVE EN LA CARRETERA

Los Dolphins han ganado seis de sus pasados nueve partidos de temporada regular en la carretera, comenzando con el viaje extendido del equipo a California durante la temporada de 2016 para enfrentar a San Diego y los L.A. Rams.

- Es la mejor racha de nueve juegos en la carretera desde que el equipo ganó seis de siete durante la temporada de 2010.
- Solo tres equipos tienen mejoras marcas durante sus últimos nueve en la carretera: New England (9-0), Pittsburgh (8-1) y Kansas City (7-2). Dallas y Atlanta están empatados con Miami con marcas de 6-3.

### 'JUICE' ANOTA EL RÉCORD

Receptor Jarvis Landry anotó el récord de NFL de más atrapadas en los primeros cuatro años de una carrera y todavía tiene ocho juegos quebrante esta temporada. Con seis atrapadas en el juego de Semana 9 contra Oakland, Landry la pasó a Anquan Boldin y entra al juego de lunes con 344 atrapadas en su carrera. Landry también tiene el récord para más atrapadas en los primeros dos años de una carrera (194) y es empatado para los más en los primeros tres años (288).

#### MÁS ATRAPADAS EN LOS PRIMEROS CUATRO AÑOS EN LA LIGA

CL	JUGADOR	EQUIPO	AÑOS	ATR.
1.	<b>JARVIS LANDRY</b>	<b>MIAMI</b>	<b>2014-17</b>	<b>344</b>
2.	Anquan Boldin	Arizona	2003-06	342
3.	Larry Fitzgerald	Arizona	2004-07	330

### CUTLER SALIENDO DE SU MEJOR DESEMPEÑO CON LOS DOLPHINS

QB Jay Cutler regreso al campo esta semana después de perdiendo una semana debido a una lesión y produjo su mejor partido de 2017. El mariscal fue 34-de-42 (81.0 pct.) para 311 yardas y tres touchdowns, anotando un rating de 121.3. Su porcentaje de 81.0 fue su marca mejor en su carrera (min. 10 intentos) de 146 juegos. Su rating de 121.3 fue el 12º más alto en un solo juego en su carrera y la marca más alta desde el 15 de noviembre de 2015 cuando tuvo un rating de 151.0 contra St. Louis.

### CAM WAKE SIGUE ANOTANDO SACKS A LOS 35 AÑOS

Durante la temporada de 2016, ala defensiva Cameron Wake tuvo uno de los regresos más impresionantes en el NFL. Regresando de una lesión a su Achilles, Wake fue dominante, anotando 11.5 sacks, cual fue tercero en el AFC y empatado para sexto en el NFL.

Wake fue reinsertado como titular en Semana 6 el año pasado y desde entonces, lidera el NFL con 16.5 sacks y le ha ayudado a Miami ganar 13 de sus últimos 19 juegos de temporada regular.

Wake fue empatado para segundo en el AFC y empatado para tercero en el NFL con cinco balones libres causados en 2016. Ha causado nueve balones libres desde 2015, empatado para los más en el NFL durante ese lapso aunque solo jugó siete partidos en 2015.

### SUH SIGUE PARRANDO LA OPOSICIÓN

DT Ndamukong Suh pasó 350 tacleadas para su carrera durante la temporada de 2016. Desde que entro al NFL en 2010, Suh lidera todos tackles defensivos con 395 tacleadas y su total es segundo entre todos lineros defensivos.

### PARANDO LA CARRERA

La defensa de los Dolphins entró a la temporada de 2017 enfocándose en parando la carrera y en los primeros ocho juegos, ha hecho eso mismo. Los Dolphins son septimo en el NFL en defensa de la carrera, permitiendo solo 94.0 yardas por juego y noveno permitiendo 3.69 yardas por carrera. En Semana 2, los Dolphins aguantaron los Chargers a 44 yardas de carrera en la victoria. Las 44 yardas fueron las más pocas permitido por una defensa de los Dolphins desde el 30 de septiembre de 2012, cuando permitieron solo 28 a Arizona. Fueron las segundas pocas yardas de carrera por los Chargers en sus anteriores 14 partidos. Corredor Alex Collins de los Ravens es el único opositor que ha corrido para más de 70 yardas contra Miami este año, haciéndolo en Semana 8.

#### YARDAS DE CARRERA PERMITIDOS POR JUEGO (2017)

CL	EQUIPO	YARDAS DE CARRERA PPP
1.	Philadelphia Eagles	66.4
2.	Carolina Panthers	78.4
3.	Minnesota Vikings	81.4
4.	Cleveland Browns	84.3
5.	Denver Broncos	88.4
6.	Detroit Lions	91.6
7.	<b>MIAMI DOLPHINS</b>	<b>94.0</b>
8.	Buffalo Bills	94.4
9.	Houston Texans	96.0
10.	Tennessee Titans	96.8



## TEAM NOTES

### THE DOLPHINS MAKE FIRST APPEARANCE ON MONDAY NIGHT FOOTBALL SINCE 2015

The Miami Dolphins play **their third consecutive nationally-televised primetime contest when they travel to Carolina to battle the Panthers on Monday Night Football**. The game kicks off at 8:30 p.m. on Monday, Nov. 13. It is Miami's first MNF appearance since 2015, when they dropped a 31-24 decision at home to the N.Y. Giants. **This will be the Dolphins' 83rd all-time appearance on Monday Night Football, the most in the NFL.** Miami is 41-41 all-time on Monday nights.

### THE DOLPHINS HAVE WON 13 OF THEIR LAST 19

Miami has won 13 of its last 19 regular season games, dating back to Week 6 of the 2016 season.

- The team has won during that stretch **with three different starting quarterbacks - Ryan Tannehill, Matt Moore and Jay Cutler.**
- The last time Miami won 13 of 19 regular season games was from Sept. 21, 2008 to Oct. 12, 2009.

### AMONG THE NFL'S BEST OVER THE LAST 19 GAMES

The Dolphins' 13-6 record in their past 19 regular season games ranks them among the best teams in the NFL in that recent span. In fact, **if you look at every NFL team's record of their past 19 regular season games, the Dolphins' 13-6 mark is tied for fourth-best in the league.**

#### NFL'S BEST RECORDS OVER THE LAST 19 REGULAR SEASON GAMES

RNK	TEAM	RECORD
1.	New England Patriots	16-3
2.	Kansas City Chiefs	14-5
	Dallas Cowboys	14-5
4.	<b>MIAMI DOLPHINS</b>	<b>13-6</b>
	Pittsburgh Steelers	13-6

### WINNERS IN SIX OF LAST NINE ROAD GAMES

The Dolphins **have won six of their past nine regular season road games**, beginning the run with the team's extended California trip in 2016 at San Diego and the L.A. Rams.

- It's the team's best nine-game road stretch since a span of six wins in seven road games during the 2010 season.
- **Only three NFL teams have better records in their past nine regular season road games:** New England (9-0), Pittsburgh (8-1) and Kansas City (7-2). Dallas and Atlanta are tied with Miami with the same 6-3 mark.

### DOLPHINS SEEKING 2ND STRAIGHT PLAYOFF BERTH

In Adam Gase's first year as head coach in 2016, the Dolphins won 10 games and advanced to the playoffs for the first time since 2008. This year, the team is **looking to reach the playoffs for the second consecutive year.** **The last time the Dolphins had two straight postseason appearances was from 1997-2001**, when the team earned playoff berths in five straight seasons.

### UP NEXT: THE TAMPA BAY BUCCANEERS

Miami hosts Tampa Bay on Sunday, Nov. 19 at 1 p.m. in a contest that was **rescheduled from Week 1 due to Hurricane Irma.** Week 11 was originally scheduled to be a bye week for both teams prior to the Week 1 contest being postponed. **The contest will mark just the fifth time the two teams have played in South Florida** despite Tampa being the closest NFL city to Miami. The Dolphins and Bucs have tied the season series at five games each and Miami holds a 3-1 edge at home.

### THE COMEBACK KIDS

In Weeks 6 and 7, the Dolphins trailed 17-0 at halftime in Atlanta and faced a 14-point fourth-quarter deficit vs. the N.Y. Jets before coming back to win both games, with different quarterbacks.

- The last time **the Dolphins won consecutive games trailing by 14-plus points in a second half was a three-game streak from Sept. 14-28, 1980.**
- **The 17-point halftime deficit the Dolphins overcame in Atlanta was the biggest in the NFL this season and tied for the largest in franchise history.** They also trailed 17-0 at halftime to Buffalo in 1968 and rallied for a 21-17 win.
- The comeback in Atlanta was **tied for the sixth-largest comeback in team history** and was the largest since a 21-point comeback vs. Buffalo on Dec. 4, 2005.
- The 17-point come-from-behind victory vs. the Falcons was **Miami's largest comeback on the road since an 18-point comeback at the N.Y. Jets on Nov. 27, 1994, also known as the "Fake Spike" game.**

### SIXTEEN STRAIGHT

With the Dolphins' Week 1 game against Tampa Bay being moved to Nov. 19 due to Hurricane Irma, **Miami is playing 16 straight weeks for the first time since 1992**, when a similar situation occurred. Hurricane Andrew forced the Dolphins to move their season opener vs. New England to the bye week. Miami beat the Patriots on Oct. 18, 1992 and **went on to win 11 games, the AFC East title and reach the AFC Championship game that season.**

### BREAKING DOWN THE DOLPHINS ROSTER:

Here is how the Dolphins' current 52-man roster breaks down:

- There are 24 offensive players, 25 defensive players and three specialists.
- Of the 52 players on Miami's roster, **20 of them (38.5 pct.) were drafted by the Dolphins.**
- Miami also has eight undrafted college free agents on the roster that began their NFL careers with the Dolphins, bringing the total to **28 of the 52 players (53.8 pct.) that began their NFL careers with the Dolphins.**
- Of Miami's 52 players, **16 of them (30.8 pct.) were not selected in the NFL draft.**
- A total of **38 of the 52 players (73.1 pct.) are 28 years old or younger.**

### THE DOLPHINS ROSTER:

#### BY DRAFT ROUND:

ROUND	NO.
1st	9 players
2nd or 3rd	10 players
4th or 5th	10 players
6th or 7th	7 players
Undrafted	16 players

#### BY EXPERIENCE:

YEARS	NO.
Rookie-1	10 players
2-3	16 players
4-5	9 players
6-9	10 players
10-plus	7 players

#### BY AGE:

AGE	NO.
22-24	17 players
25-28	21 players
29-32	8 players
33-plus	6 players

\* Rosters as of print date (11/6/17) and all ages as of kickoff date (11/13/17)



## OFFENSE NOTES

### 'JUICE' SETS NFL RECORD

WR Jarvis Landry set an NFL record last week for most receptions in the first four years of a career and still has eight games left this season. With six receptions in the Week 9 game vs. Oakland, Landry surpassed WR Anquan Boldin and enters Monday's game with 344 career catches. Landry also owns the record for most receptions in the first two years of a career (194) and is tied for the most in the first three years of a career (288).

#### MOST RECEPTIONS IN FIRST FOUR YEARS OF NFL CAREER

RNK	PLAYER	TEAM	YEARS	REC.
1.	JARVIS LANDRY	MIAMI	2014-17	344
2.	Anquan Boldin	Arizona	2003-06	342
3.	Larry Fitzgerald	Arizona	2004-07	330

### LANDRY KEEPS CATCHING PASSES

WR Jarvis Landry opened the season with 13 receptions for 78 yards (6.0 avg.) in a winning effort at the L.A. Chargers. Only three players in NFL history have caught more passes in a season-opening game than Landry did. It was tied for the second-most receptions in a single game in team history:

#### MOST RECEPTIONS IN A SINGLE GAME IN TEAM HISTORY

RNK	PLAYER	DATE	OPP.	REC.
1.	Chris Chambers	12/4/05	vs. Buffalo	15
2.	JARVIS LANDRY	9/17/17	AT L.A. CHARGERS	13
	JARVIS LANDRY	11/29/15	AT N.Y. JETS	13
4.	Jim Jensen	11/6/88	at New England	12
	Brian Hartline	9/30/12	at Arizona	12

With 94 receptions in 2016, Landry ranked No. 4 in single-season team history. He now owns three of the franchise's top six single-season reception marks, including the team record of 110 he set in 2015, and already has 56 receptions in eight games this season:

#### MOST RECEPTIONS IN A SINGLE SEASON IN TEAM HISTORY

RNK	PLAYER	YEAR	REC.
1.	JARVIS LANDRY	2015	110
2.	JARVIS LANDRY	2016	94
3.	O.J. McDuffie	1998	90
4.	Mark Clayton	1988	86
5.	Brandon Marshall	2010	86
6.	JARVIS LANDRY	2014	84



### 'JUICE' ON THIRD DOWN

WR Jarvis Landry is tied for second in the NFL with 17 receptions on third down. In 2016, Landry was tied for seventh in the league with 26 third-down receptions. The reliable target had 335 yards on third downs, the ninth-best mark in the NFL that season.

### LANDRY LOOKING TO BECOME FIRST DOLPHINS PLAYER WITH THREE STRAIGHT 1,000-YARD SEASONS

After posting 1,157 receiving yards in 2015 and 1,136 receiving yards in 2016, WR Jarvis Landry is looking to become the first Dolphins wide receiver to top 1,000 yards in three consecutive. The fourth-year NFL pro has 430 receiving yards in eight games this season. He is the sixth Dolphins wide out to ever post consecutive 1,000-yard seasons (Mark Clayton, Mark Duper, Irving Fryar, Brian Hartline and Brandon Marshall) and first since WR Brian Hartline did so in 2012 and 2013.

### CUTLER COMING OFF HIS BEST PERFORMANCE WITH THE DOLPHINS

QB Jay Cutler returned to the field last week after a one-game hiatus due to injury and Cutler produced his best effort of 2017. The gunslinger was 34-of-42 (81.0 pct.) for 311 yards and three touchdowns, posting a quarterback rating of 121.3. His 81.0 completion percentage was his most accurate performance (min. 10 attempts) in his 146-game NFL career. His 121.3 rating was the 12th-highest in a single game in his career and his highest since Nov. 15, 2015 when he had a 151.0 rating at St. Louis.

### CUTLER LEADING FOURTH QUARTER COMEBACKS

QB Jay Cutler has led the Dolphins to two fourth quarter comebacks despite playing in the fourth quarter of just six games this season. The comebacks – in Week 2 at L.A. Chargers and Week 5 at Atlanta – were the 22nd and 23rd fourth quarter comebacks of his career and his first since the 2015 season. Miami's 17-point comeback win in Week 6 at Atlanta was the largest come-from-behind victory of Cutler's career.

"I thought Cutler was really good, just demeanor-wise. He did a good job of staying the same. He never got too high; he never got too low. There were a couple of situations there where it just kind of felt like we weren't trending in the right direction and we ended up putting something together and getting some points. I thought he did a good job of buying some time. He was good with the ball. I thought a couple of his throwaways were smart. There were a couple times where he knew he had to make a play and he did." – Head Coach Adam Gase (Nov. 6, 2017)

### CUTLER AMONG THE NFL'S TOP 50 ALL-TIME PASSING LEADERS

QB Jay Cutler ranks among the NFL's top 50 in many all-time passing categories. He is also among the NFL's top 20 active players in many passing statistics.

#### WHERE CUTLER RANKS AMONG NFL QUARTERBACKS

CATEGORY	STAT	ALL-TIME	ACTIVE
Attempts	4,713	31	10
Completions	2,929	25	10
Passing Touchdowns	218	30	9
Completion Pct.	62.1	23	15
Passing Yards	33,773	31	10
Passer Rating*	85.8	32	17

\* minimum 1,500 attempts

### CUTLER COMES TO MIAMI AS ONE OF THE BEST IN BEARS HISTORY

QB Jay Cutler is in his first year in Miami after spending the past eight seasons (2009-16) with Chicago. During his time with the Bears, Cutler set nearly every major Bears passing record, including passing yards and passer rating:

#### BEARS ALL-TIME CAREER PASSING LEADERS

RNK	PLAYER	YEARS	YARDS
1.	JAY CUTLER	2009-16	23,443
2.	Sid Luckman	1939-50	14,686
3.	Jim Harbaugh	1987-93	11,567

#### BEARS ALL-TIME CAREER PASSER RATING LEADERS (min. 1,500 att.)

RNK	PLAYER	YEARS	RTG
1.	JAY CUTLER	2009-16	85.2
2.	Erik Kramer	1994-98	80.7
3.	Jim McMahon	1982-88	80.4





## OFFENSE NOTES

### DeVANTE DOWN THE FIELD

WR **DeVante Parker** has made several highlight-reel catches this year in practice and had the opportunity to showcase it to a national audience with his impressive one-handed grab last week on Sunday Night Football. **Parker is seventh in the NFL in career receiving yards among players who entered the league in 2015 or later.**

#### RECEIVING LEADERS (2015-17) (Players who entered the NFL in 2015 or later)

RNK	PLAYER	TEAM	REC	YDS	AVG	TD
1.	Amari Cooper	Oak.	193	2,685	13.9	14
2.	Stefon Diggs	Min.	163	2,045	12.5	11
3.	Willie Snead	NO	142	1,890	13.3	7
4.	Jamison Crowder	Was.	154	1,723	11.2	9
5.	Michael Thomas	NO	142	1,682	11.8	11
6.	Tyler Lockett	Sea.	120	1,616	13.5	7
7.	<b>DeVANTE PARKER</b>	<b>MIA.</b>	<b>106</b>	<b>1,550</b>	<b>14.6</b>	<b>8</b>

### BOOMER SOONER

WR **Kenny Stills** continues catching touchdowns, hauling in two fourth-quarter scores in Week 7 vs. N.Y. Jets and tied for the team lead with four touchdowns this season. Stills caught a career-high nine touchdowns in 2016, which tied for sixth in the NFL. Three of his touchdowns were on plays of 50 yards or greater. According to NFL Network, **Stills was the first Dolphins player to have three touchdown catches of 50-plus yards in the same season since WR Mark Duper did in 1986.**



### A CAREER OF BIG PLAYS

WR **Kenny Stills** has made a living making the big play. In his five-year NFL career, Stills has hauled in 192 passes for 3,079 yards (16.0 avg.). **His 16.0 yards per reception average is fourth-best in the NFL in that span (min. 150 receptions):**

#### HIGHEST AVERAGE PER RECEPTION IN THE NFL (2013-PRESENT)

RNK	PLAYER	TEAMS	REC	YDS	AVG
1.	DeSean Jackson	Phi./Was./TB	251	4,456	17.8
2.	Torrey Smith	Bal./SF/Phi.	182	3,046	16.7
3.	Sammy Watkins	Buf./LAR	172	2,790	16.2
4.	<b>KENNY STILL</b>	<b>NO/MIA.</b>	<b>192</b>	<b>3,079</b>	<b>16.0</b>
5.	Michael Floyd	Ari./NE/Min.	204	3,250	15.9



### THOMAS CATCHES TOUCHDOWNS

The Dolphins acquired TE **Julius Thomas** this offseason in a trade with Jacksonville on March 9, 2017. Thomas caught his first touchdown with the Dolphins last week vs. Oakland and has been one of the league's best red zone threats since he became a full-time starter for Denver in 2013. **His 34 touchdowns since 2013 are third-most among all NFL tight ends:**

#### NFL TIGHT END TD RECEPTION LEADERS (2013-PRESENT)

RNK	PLAYER	TEAMS	REC	YDS	TD
1.	Jimmy Graham	NO/Sea.	317	3,960	38
2.	Rob Gronkowski	New England	252	3,941	35
3.	<b>JULIUS THOMAS</b>	<b>DEN./JAX./MIA.</b>	<b>207</b>	<b>2,265</b>	<b>34</b>
4.	Antonio Gates	SD/LAC	270	3,015	29
5.	Delanie Walker	Ten.	319	3,744	23

### FASANO'S SECOND STINT WITH THE DOLPHINS

TE **Anthony Fasano** returned to Miami this season after he played five seasons (2008-12) with the Dolphins earlier in his career. He is among the team's all-time tight end leaders in several key receiving categories, including receptions, receiving yards and receiving touchdowns:

#### DOLPHINS ALL-TIME CAREER RECEPTIONS LEADERS (TIGHT ENDS)

RNK	PLAYER	YEARS	REC.
1.	Randy McMichael	2002-06	283
2.	Bruce Hardy	1978-89	256
3.	<b>ANTHONY FASANO</b>	<b>2008-12, 2017</b>	<b>184</b>

#### DOLPHINS ALL-TIME CAREER RECEIVING YARDS LEADERS (TIGHT ENDS)

RNK	PLAYER	YEARS	YDS.
1.	Randy McMichael	2002-06	3,096
2.	Bruce Hardy	1978-89	2,455
3.	<b>ANTHONY FASANO</b>	<b>2008-12, 2017</b>	<b>2,149</b>

#### DOLPHINS ALL-TIME CAREER RECEIVING TOUCHDOWN LEADERS (TIGHT ENDS)

RNK	PLAYER	YEARS	TDS
1.	Bruce Hardy	1978-89	25
2.	<b>ANTHONY FASANO</b>	<b>2008-12, 2017</b>	<b>24</b>
3.	Jim Mandich	1970-77	23

### OFFENSIVE LINE KEEPING QUARTERBACKS UPRIGHT

The Dolphins offensive line has protected three different quarterbacks - **Jay Cutler, Matt Moore and Ryan Tannehill** - since Week 6 of the 2016 season, helping the team win 13 of its past 19 regular season games. **During that span, the team has allowed just 30 sacks, which is fourth in the NFL.**

#### FEWEST SACKS ALLOWED (WEEK 6, 2016 - PRESENT)

RNK	PLAYER	QB RATING	SACKS ALL.
1.	Pittsburgh Steelers	86.1	22
2.	Oakland Raiders	90.7	27
3.	New Orleans Saints	104.2	28
4.	<b>MIAMI DOLPHINS</b>	<b>91.2</b>	<b>30</b>
5.	N.Y. Giants	85.5	31
	Dallas	101.0	31



## DEFENSE NOTES

### CAM WAKE STILL SACKING QBs AT 35 YEARS OLD

During the 2016 season, **DE Cameron Wake had one of the most impressive comebacks in the NFL.** Coming off an Achilles injury in 2015, Wake was dominant, posting 11.5 sacks, which was third in the AFC and tied for sixth in the NFL.

Miami re-inserted Wake as a starter in Week 6 last year and since then, **he is third in the NFL with 16.5 sacks and has helped Miami win 13 of its last 19 regular season games.**

Wake was tied for second in the AFC and tied for third in the NFL with five forced fumbles in 2016. **He has nine forced fumbles since 2015, tied for second in the NFL during that span,** despite playing just seven games in 2015.

Since joining the Dolphins in 2009, Wake has compiled four double-digit sack campaigns, seven straight seasons of seven-plus sacks and is **second in team history in all-time career sacks,** behind Hall of Famer Jason Taylor.

Here is a look at the Dolphins' all-time career sack leaders:

#### DOLPHINS ALL-TIME CAREER SACK LEADERS

RNK	PLAYER	YEARS	SACKS
1.	Jason Taylor	1997-07, 09, 11	131.0
2.	<b>CAMERON WAKE</b>	<b>2009-17</b>	<b>87.5</b>
3.	Bill Stanfill	1969-76	69.5

**Wake** is also one of the best undrafted pass rushers in NFL history. With 87.5 career sacks, he is **second in NFL history** (since sacks were recognized as an official statistic in 1982) **for most career sacks by a player who was undrafted:**

#### NFL ALL-TIME CAREER SACK LEADERS (UNDRAFTED PLAYERS)

RNK	PLAYER	YEARS	SACKS
1.	John Randle	1990-2003	137.5
2.	<b>CAMERON WAKE</b>	<b>2009-17</b>	<b>87.5</b>
3.	James Harrison	2004-17	82.5
4.	Chris Clemons	2004-15	69.0

*\* Players chosen in the Supplemental Draft are not included on this list of undrafted players*

**Wake's** consistency has placed him among the NFL's elite pass rushers. Since he entered the league in 2009, **he leads the NFL in sacks:**

#### NFL SACK LEADERS (2009-PRESENT)

RNK	PLAYER	TEAMS	SACKS
1.	<b>CAMERON WAKE</b>	<b>MIAMI</b>	<b>87.5</b>
2.	DeMarcus Ware	Dal./Den.	85.0
3.	Von Miller	Denver	81.5

**Wake's** 11.5 sacks in 2016 mark the fourth season in his career that he has reached double-digit sacks. He is **one of three NFL players in the past decade to have 10-plus sacks at age 34 or older,** joining DE/LB Julius Peppers (2015) and DE John Abraham (2012-13).



### SUH SACKS

**DT Ndamukong Suh is second among all NFL defensive tackles in sacks since he entered the league in 2010.** He is eighth among defensive tackles with 3.5 sacks this season.

Here is a look at how Suh's sacks stack up since he entered the league in 2010:

#### MOST SACKS BY NFL DEFENSIVE TACKLES (2010-PRESENT)

RNK	PLAYER	TEAMS	SACKS
1.	Geno Atkins	Cin.	57.0
2.	<b>NDAMUKONG SUH</b>	<b>DET./MIA.</b>	<b>50.5</b>
3.	Gerald McCoy	TB	44.5
4.	Jurrell Casey	Ten.	36.0
5.	Marcell Dareus	Buf.	35.0

### STUFFS BY SUH

Not only is **DT Ndamukong Suh** a great interior pass rusher, but the Nebraska product also disrupts rushing plays behind the line of scrimmage. Since he entered the NFL as a first-round pick in 2010, Suh **leads all interior defensive linemen with 51.0 stuffs.** A stuff is defined as any tackle of a ball carrier behind the line of scrimmage during a rushing attempt.

#### MOST STUFFS BY INTERIOR DEFENSIVE LINEMEN (2010-PRESENT)

RNK	PLAYER	TEAMS	STUFFS
1.	<b>NDAMUKONG SUH</b>	<b>DET./MIA.</b>	<b>51.0</b>
2.	Aaron Donald	STL/LAR	38.5
3.	Kyle Williams	Buffalo	36.0
4.	Geno Atkins	Cincinnati	34.5
5.	Brandon Mebane	Sea./SD/LAC	33.5

### SUH CONSISTENTLY MAKES STOPS

**DT Ndamukong Suh** topped 350 career tackles during the 2016 season. Since he entered the NFL in 2010, **Suh leads all defensive tackles with 395 total tackles** and his total is second among all defensive linemen.

**Suh set a new career high** and was third among all interior defensive linemen in total tackles in 2016 with 72 (41 solo). He **finished among the top five** in total tackles by an NFL interior defensive linemen for **the third consecutive season.**



“ The guy is amazing. **He teaches me a lot.** When he talks to (Defensive Line) Coach Terrell Williams, they talk about things that I’m just sitting over there (picking their brains) and learning each and every day. I try to get in their business, get in their conversations, see what new techniques they’re learning, and things like that. ”  
- **DT Davon Godchaux on DT Ndamukong Suh**



## DEFENSE NOTES

### STOPPING THE RUN

The Dolphins defense entered the 2017 season with an emphasis on stopping the run and through eight games, they've done just that. **The Dolphins are seventh in the NFL in rushing defense, allowing 94.0 yards per game, and ninth in the NFL allowing 3.69 yards per carry.** In Week 2, the Dolphins held the Chargers to 44 net rushing yards in the winning effort. **The 44 rushing yards allowed were the fewest by a Dolphins defense since Sept. 30, 2012, when they allowed just 28 at Arizona.** It was the second-fewest rushing yards by the Chargers in their past 14 games. Baltimore **RB Alex Collins** is the only opposing back to rush for more than 70 yards in a game against Miami this season, doing so in Week 8.

#### RUSHING YARDS ALLOWED PER GAME (2017)

RNK	TEAM	RUSHING YPG ALL.
1.	Philadelphia Eagles	66.4
2.	Carolina Panthers	78.4
3.	Minnesota Vikings	81.4
4.	Cleveland Browns	84.3
5.	Denver Broncos	88.4
6.	Detroit Lions	89.9
<b>7.</b>	<b>MIAMI DOLPHINS</b>	<b>94.0</b>
8.	Buffalo Bills	94.4
9.	Houston Texans	96.0
10.	Tennessee Titans	96.8

### THE DOLPHINS SECOND-HALF DEFENSE

The Dolphins defense has been impressive in the second half of games this season, **having a streak snapped last week of four straight games where it held its opponents to 7 points or less in the second half** (does not include touchdowns scored by the opponent's defense). In Week 7 vs. the N.Y. Jets, the Dolphins allowed just 81 yards in the second half and forced two turnovers. **It marked three straight games the Dolphins limited their opponents to less than 110 yards in the second half during the team's three-game winning streak.** Miami's **82 points allowed after halftime are tied for 15th in the NFL** despite 14 of those points coming on two defensive scores by the opponent.

### DOLPHINS DEFENSE CONTINUES TO SHINE ON THIRD DOWN

Through eight games, **the Dolphins are tied for 11th in the NFL on third down defense, limiting opponents to just a 36.1 conversion rate.** Miami's defense has limited its opponents to less than a 50 percent conversion rate in six of its eight games. **Miami finished fourth in the NFL last year in third-down conversion percentage,** holding the opposition to just a 36.2 percent success rate on third downs.

### HAYES AMONG NEW DOLPHINS ADDITIONS

**DE William Hayes** was acquired by the Dolphins in a trade with the Los Angeles Rams on March 10, 2017. The defensive end brings a reputation of setting the edge against the run and is one of the most experienced defensive linemen in the NFL. He also recorded a sack in the season opener at the L.A. Chargers.

Hayes is among the NFL's top 25 active defensive linemen career leaders in several categories. **He ranks No. 7 in stuffs (47.5), No. 18 in tackles (327), tied for No. 19 in games played (132) and No. 25 in sacks (35.5).**



### TIMMONS NEARING 1,000 CAREER TACKLES

**LB Lawrence Timmons** enters this week's game with 993 career tackles (684 solo), just seven stops shy of the 1,000-tackle plateau. **Timmons will become the 47th NFL player since 1994 to total 1,000 career tackles and just the sixth active one.**

### 'LAW DOG' HAS MADE A CAREER OUT OF BIG PLAYS

**LB Lawrence Timmons** has a knack for making big plays. In fact, **he's one of just three active players (Julius Peppers and Karlos Dansby) with at least 35 sacks (35.5) and 10 interceptions (12) in his career.**

### TIMMONS BRINGS EXPERIENCE & PRODUCTION

After 10 seasons with the Steelers, **LB Lawrence Timmons** left The Steel City and came to Miami this offseason as one of the most productive linebackers in the game today. When Timmons left Pittsburgh, he was second in team history with 952 career tackles. **Since becoming a full-time NFL starter in 2009, Timmons is second in the NFL with 917 total tackles (638 solo).**

#### MOST TOTAL TACKLES IN THE NFL (2009-17)

RNK	PLAYER	TEAM	TOTAL	SOLO	ASST
1.	Paul Posluszny	Buf./Jax.	1,032	747	285
<b>2.</b>	<b>L. TIMMONS</b>	<b>PIT./MIA.</b>	<b>934</b>	<b>648</b>	<b>286</b>
3.	Karlos Dansby	Ari./Mia./Cle./Cin.	921	681	240
4.	David Harris	NYJ/NE	888	567	321
5.	Chad Greenway	Minnesota	878	594	284

### RESHAD HAS BIG-PLAY ABILITY

**S Reshad Jones** recorded his second interception of the season last week vs. Oakland. His two interceptions lead the team. **Jones is the only safety in the NFL this season with at least 50 tackles and two interceptions.** Last week's interception was the 18th of Jones' career, which **moves him into a tie for 13th place on the team's all-time interception list.**

### ALONSO AMONG AFC'S LEADING TACKLERS IN 2016

**LB Kiko Alonso** began the 2017 season right where he left off from the 2016 campaign as the second-year Dolphin is second on the team with 51 tackles (40 solo) this season. In his first year with the Dolphins, **Alonso was ninth in the AFC and led the team with 115 tackles.**

#### MOST TOTAL TACKLES IN THE AFC (2016)

RNK	PLAYER	TEAM	TOTAL	SOLO	ASST
1.	Zach Brown	Buffalo	149	97	52
2.	Christian Kirksey	Cleveland	143	93	50
3.	Preston Brown	Buffalo	135	76	59
4.	Paul Posluszny	Jacksonville	132	96	36
5.	Zach Orr	Baltimore	130	89	41
6.	Bernardrick McKinney	Houston	129	79	50
7.	Johnathan Cyprien	Jacksonville	127	97	30
8.	Telvin Smith	Jacksonville	118	98	20
<b>9.</b>	<b>KIKO ALONSO</b>	<b>MIAMI</b>	<b>115</b>	<b>69</b>	<b>46</b>
10.	Karlos Dansby	Cincinnati	114	69	45
	<b>L. TIMMONS</b>	<b>PIT.</b>	<b>114</b>	<b>78</b>	<b>36</b>



## SPECIAL TEAMS NOTES

### DENNEY PLAYED IN HIS 200TH NFL GAME ON SUNDAY

LS **John Denney** played in his 200th NFL game last week, **joining Hall of Famers Dan Marino (242) and Jason Taylor (204)** as the only Dolphins to play in 200 regular season games with the team. **Denney is the 20th active NFL player and the 313th player in NFL history to play in 200 career games.**



### DENNEY'S 200 GAMES BY THE NUMBERS

- 4** Holders he has worked with: Donnie Jones (2005-06), Brandon Fields (2007-14), Matt Darr (2015-16) and Matt Haack (2017-) – in the three games where the kicker has been forced to punt, the regular punter still served as holder.
- 8** Punters he has worked with: Donnie Jones (2005-06), Olindo Mare (2005), Brandon Fields (2007-14), Dan Carpenter (2012), Nate Kaeding (2012), Matt Darr (2015-16) and Matt Haack (2017-).
- 15** Kickers he has worked with: Olindo Mare (2005-06), Jay Feely (2007), Dan Carpenter (2008-12), Shayne Graham (2011), Nate Kaeding (2012), Caleb Sturgis (2013-14), Andrew Franks (2015-16) and Cody Parkey (2017-).
- 370** Number of field goals he's snapped for, with Dolphins kickers making 297 (80.3 pct.).
- 409** Number of PATs he's snapped for, with Dolphins kickers making 401 (98.0 pct.).
- 1,002** Number of punts he's snapped for, totaling 45,771 yards for an average of 45.7 yards per punt.
- 1,781** Total snaps in regular season games.

### THE DENNEY STREAK

LS **John Denney** entered his **13th NFL regular season** this year at 38 years old. Denney has been Miami's long snapper for every game dating back to 2005 - **a consecutive games streak that spans 200 regular season contests.** That streak is the **longest in Dolphins history** and is fifth-longest among all active NFL players.

#### MOST CONSECUTIVE GAMES PLAYED IN DOLPHINS HISTORY

RNK	PLAYER	CONS. GP	STREAK
1.	<b>JOHN DENNEY</b>	<b>200*</b>	<b>1ST (2005) - PRESENT</b>
2.	Jason Taylor	130	15th (1999) - 16th (2007)
3.	Jim Langer	128	10th (1970) - 9th (1979)

\* active streak

#### MOST CONSECUTIVE GAMES PLAYED, ACTIVE NFL LEADERS

RNK	PLAYER	TEAM	POS	CONS. GP
1.	Shane Lechler	Oak./Hou.	P	246
2.	Jason Witten	Dallas	TE	227
3.	Eli Manning	N.Y. Giants	QB	207
4.	Donnie Jones	Mia./STL/Hou./Phi.	P	201
5.	<b>JOHN DENNEY</b>	<b>MIAMI</b>	<b>LS</b>	<b>200</b>

### THOMAS LEADS THE NFL ON SPECIAL TEAMS

S **Michael Thomas** has been one of the NFL's most prolific special teams players since his first full season in the NFL in 2014. **Thomas leads the NFL with 49 special teams tackles since 2014.** Through the team's first eight games of 2017, Thomas leads the team with six special teams stops. **He finished the 2016 season tied for the NFL lead with 19 special teams tackles.** In 2015, Thomas was named a first-team All Pro on special teams by Pro Football Focus.



LB **Mike Hull** was third in the NFL with 18 special teams tackles in 2016 and is tied for third on the team with four special teams tackles this season.

### MIAMI'S KICKOFF TEAM IS NFL'S BEST

The Dolphins kickoff coverage unit is the best in the NFL as opponents' average starting field position is just the 21.9-yard line following kickoffs, **nearly a full yard better than anybody else in the league.**

### PARKEY HITS THE SPOT

Miami signed **K Cody Parkey** on Sept. 3 to take over placekicking duties and he has played a big role in the team's victories. Parkey is 9-for-10 (90.0 pct.) in field goal attempts and has made three game-winning kicks this season. In Week 2, his first game with the Dolphins, **he kicked the longest game-winning field goal in team history**, a 54-yarder with 1:05 left to beat the L.A. Chargers. In Week 6, Parkey kicked a game-tying and game-winning field goal in the fourth quarter to win at Atlanta. **It was the first time in Parkey's four-year NFL career he made game-tying and game-winning kicks in the same contest.** Parkey also connected on a 39-yard game-winner with 22 seconds left to beat the N.Y. Jets in Week 7.

### PARKEY FROM LONG RANGE

**K Cody Parkey** has a track record for being accurate on long kicks. He is 6-for-7 all-time when kicking 50-plus yard field goals and **is the most accurate active NFL kicker on 50-plus yard kicks** (min: 6 att.).

#### 50+ YARD FIELD GOAL PERCENTAGE LEADERS (ACTIVE PLAYERS)

RNK	PLAYER	TEAM	FGM	FGA	PCT
1.	<b>CODY PARKEY</b>	<b>PHI./CLE./MIA.</b>	<b>6</b>	<b>7</b>	<b>85.7</b>
2.	Jake Elliott	Philadelphia	5	6	83.3
3.	Matt Prater	Atl./Den./Det.	41	53	77.4
4.	Robbie Gould	Chi./NYG/SF	25	33	75.8
5.	Kai Forbath	Was./NO/Min.	9	12	75.0

### KENYAN'S KICKOFF RETURNS

Including the playoffs, **RB Kenyan Drake** tied the franchise record with **three kickoff returns of at least 50 yards (96t, 78, 58) in 2016.** S **Brock Marion** (1999) and RB **Marcus Thigpen** (2012) also had three kickoff returns of at least 50 yards in the same season.

Drake **returned a kickoff for a 96-yard touchdown to win the game in Week 9 vs. the N.Y. Jets**, had a 78-yard kickoff return in Week 12 vs. San Francisco and posted a 58-yard kickoff return in the AFC Wild Card game at Pittsburgh.



## WHAT TO LOOK FOR IN 2017

### **LB KIKO ALONSO...**

- Has 368 total tackles. Needs 32 tackles to reach 400 in his career.
- Has seven interceptions. Needs three interceptions to reach 10 in his career.

### **DE ANDRE BRANCH...**

- Has 152 total tackles. Needs 48 tackles to reach 200 in his career.
- Has 22.5 sacks. Needs 2.5 sacks to reach 25.0 in his career.

### **QB JAY CUTLER...**

- Has started 146 games. Needs four starts to reach 150 in his career.
- Has 4,713 pass attempts. Needs 287 pass attempts to reach 5,000 in his career.
- Has 2,929 completions. Needs 71 completions to reach 3,000 in his career.
- Has 33,773 passing yards. Needs 1,227 passing yards to reach 35,000 in his career.

### **LS JOHN DENNEY...**

- Extending his consecutive games played streak, which currently stands at a franchise-record 200, having played in every game in his 13-year career.
- Has played in 200 games. Needs to play five games to surpass Jason Taylor (204) for second place in team history for most games played.

### **RB KENYAN DRAKE...**

- Has one kickoff return touchdown. Needs one kickoff return touchdown to tie for second (Ted Ginn, Jr.) in all-time team history and one kickoff return touchdown to join Mercury Morris (1969-71) as the only Dolphins to return kickoffs for touchdowns in consecutive seasons.

### **TE ANTHONY FASANO...**

- Has 2,149 receiving yards as a Dolphin. Needs 307 receiving yards to surpass Bruce Hardy (2,455) for second place in team history among tight ends.
- Has 24 receiving touchdowns as a Dolphin. Needs two receiving touchdowns to surpass Bruce Hardy (25) and become the team's all-time leader among tight ends.
- Has 294 receptions. Needs six receptions to reach 300 in his career.
- Has 3,216 receiving yards. Needs 284 receiving yards to reach 3,500 in his career.
- Has 36 touchdown receptions. Needs four touchdown receptions to reach 40 in his career.
- Has played in 172 games. Needs to play in three games to become just the 36th NFL tight end of all time to play in 175 career games.

### **WR JAKEEM GRANT...**

- Has one punt return touchdown. Needs one punt return touchdown to tie the all-time team lead (Freddie Solomon, Tom Vigorito, O.J. McDuffie) and one punt return touchdown to join Freddie Solomon (1975-76) and Tom Vigorito (1981-82) as the only Dolphins to return punts for touchdowns in consecutive seasons.

### **DE WILLIAM HAYES...**

- Has 46 starts. Needs to start four games to reach 50 in his career.
- Has 327 tackles. Needs 23 tackles to reach 350 in his career.
- Has 35.5 sacks. Needs 4.5 sacks to reach 40.0 in his career.

### **T JA'WUAN JAMES...**

- Has played in and started 47 games. Needs to play in and start three games to reach 50 in his career.

### **S RESHAD JONES...**

- Has 9.5 sacks. Needs two sacks to surpass Jeremiah Bell (11) and become the team's all-time leader for most sacks by a defensive back.
- Has 597 tackles. Needs three tackles to reach 600 in his career.
- Has 18 interceptions. Needs two interceptions to reach 20 in his career.
- Has 43 passes defended. Needs seven passes defended to reach 50 in his career.

### **WR JARVIS LANDRY...**

- Has 344 receptions and can extend his NFL record for most receptions in the first four years of a career.
- Has 430 receiving yards this season. Needs 570 receiving yards to become the first player in Dolphins history with three consecutive 1,000-yard seasons.
- Has 3,481 receiving yards. Needs 519 receiving yards to reach 4,000 for his career.
- Has 17 receiving touchdowns. Needs three touchdown receptions to reach 20 for his career.

### **LB REY MAUALUGA...**

- Has 119 games played. Needs six games played to reach 125 in his career.
- Has 596 total tackles. Needs four tackles to reach 600 and 54 tackles to reach 650 in his career.
- Has seven interceptions. Needs three interceptions to reach 10 in his career.
- Has 22 passes defended. Needs three passes defended to reach 25 in his career.

### **CB BOBBY McCAIN...**

- Has 88 total tackles. Needs 12 tackles to reach 100 in his career.

### **S T.J. McDONALD...**

- Has 281 total tackles. Needs 19 tackles to reach 300 in his career.
- Has 17 passes defended. Needs three passes defended to reach 20 in his career.

### **QB MATT MOORE...**

- Has played in 47 games. Needs to play in three games to reach 50 in his career.
- Has 6,441 passing yards. Needs 559 passing yards to reach 7,000 in his career.
- Has 43 passing touchdowns. Needs seven passing touchdowns to reach 50 in his career.

### **WR DeVANTE PARKER...**

- Has 1,550 receiving yards. Needs 450 receiving yards to reach 2,000 in his career.
- Has 106 receptions. Needs 44 receptions to reach 150 in his career.
- Has eight receiving touchdowns. Needs two receiving touchdowns to reach 10 in his career.

### **K CODY PARKEY...**

- Has 64 field goals made. Needs 11 field goals made to reach 75 in his career.
- Has 90 extra points made. Needs 10 extra points made to reach 100 in his career.
- Has 282 points scored. Needs 18 points to reach 300 in his career.



## WHAT TO LOOK FOR IN 2017

### WR KENNY STILLIS...

- Has played in 71 games. Needs to play in four games to reach 75 in his career.
- Has 48 starts. Needs two starts to reach 50 in his career.
- Has 192 receptions. Needs eight receptions to reach 200 in his career.
- Has 24 receiving touchdowns. Needs one receiving touchdown to reach 25 in his career.

### DT NDAMUKONG SUH...

- Has played in 118 games. Needs to play in seven games to reach 125 in his career.
- Has 118 starts. Needs seven starts to reach 125 in his career.
- Extending his consecutive games started streak, which currently stands at 91. The current mark is second among all active NFL defensive tackles (Domata Peko, 120).
- Has 395 total tackles. Needs five tackles to reach 400 in his career.
- Has 26 passes defended. Needs four passes defended to reach 30 in his career.

### TE JULIUS THOMAS...

- Has 48 starts. Needs two starts to reach 50 in his career.
- Has 2,270 receiving yards. Needs 230 receiving yards to reach 2,500 in his career.
- Has 34 receiving touchdowns. Needs six receiving touchdowns to reach 40 in his career.
- Has two seasons with 10+ touchdown receptions. Needs nine receiving touchdowns to become the fifth tight end in NFL history with three double-digit touchdown seasons (Antonio Gates, Jimmy Graham, Rob Gronkowski and Tony Gonzalez).

### LB LAWRENCE TIMMONS...

- Has 993 total tackles. Needs seven tackles to become just the 46th NFL player since 1994 to reach 1,000 career tackles.
- Has 35.5 sacks. Needs 4.5 sacks to reach 40.0 in his career.
- Has 13 forced fumbles. Needs two forced fumbles to reach 15 in his career.
- Has 12 interceptions. Needs three interceptions to reach 15 in his career.
- Has 44 passes defended. Needs six passes defended to reach 20 in his career.

### DE CAMERON WAKE...

- Has recorded 87.5 sacks in his Dolphins career. Needs 5.5 sacks to surpass Jason Taylor (92.5) for most sacks by a Dolphins player in the first nine seasons on the team.
- Has recorded five games with three-plus sacks in his career. Needs one game with three-or-more sacks to move into a tie for first place for the most games with three-plus sacks in franchise history, joining Jason Taylor (six games).
- Has six sacks this season. Need four sacks to become the 11th player in NFL history (since 1982) and just the third in the past 15 years (John Abraham and Julius Peppers) to record a double-digit sack season at the age of 35 or older.
- Has 298 total tackles. Needs two tackles to reach 300 in his career.
- Has 14 passes defended. Needs one pass defended to reach 15 in his career.
- Has 21 forced fumbles. Needs four forced fumbles to reach 25 in his career.

### RB DAMIEN WILLIAMS...

- Has scored nine touchdowns (three rushing and six receiving). Needs one touchdown for 10 in his career.



WR Jarvis Landry is looking to become the first Dolphins receiver to ever post three straight 1,000-yard seasons



## THE DOLPHINS VS. THE PANTHERS

### A DOLPHINS WIN WOULD...

- Be Miami's 14th win in its past 20 regular season games. The last time the Dolphins went 14-6 in 20 games is from Oct. 7, 2001 to Oct. 20, 2002.
- Mark the team's seventh win in their past 10 regular season road games. The 7-3 mark would be the team's best 10-game road stretch since Dec. 13, 2009 to Jan. 2, 2011.
- Improve the team's all-time record at Carolina to 3-0.
- Mark the 15th victory in Adam Gase's head-coaching career. He enters the contest with a 14-10 career mark.

### SERIES HISTORY

REGULAR SEASON: MIAMI LEADS 4-1

DATE	GAME
11/15/1998	Miami 13, at Carolina 9
11/4/2001	at Miami 23, Carolina 6
9/25/2005	at Miami 27, Carolina 24
11/19/2009	Miami 24, at Carolina 17
11/24/2013	Carolina 20, at Miami 16



S Reshad Jones had five solo stops in the last meeting with Carolina on Nov. 23, 2013.

### CONNECTIONS

#### PRO CONNECTIONS

- Panthers **DE Julius Peppers** (243) and Dolphins **LS John Denney** (200) are two of 21 active players that have played in 200 or more games.
- Dolphins **QB Matt Moore** played for the Panthers from 2007-10. Over the course of four seasons, he started 13-of-22 games he played in, totaling 2,640 yards, 16 touchdowns and 17 interceptions.
- Panthers **Offensive Coordinator Mike Shula** coached for the Dolphins twice, from 1991-92 as a coaching assistant and 2000-02 as quarterbacks coach. Shula is the son of legendary Dolphins coach and Pro Football Hall of Famer Don Shula, the winningest coach in NFL history (347).
- Panthers **DE Julius Peppers** played with Dolphins **QB Jay Cutler** for the Bears from 2010-13. Dolphins **G Jermon Bushrod** also played for the Bears in 2013.
- Panthers **S Jairus Byrd** played with Dolphins **LB Kiko Alonso** for the Bills in 2013. Alonso led Buffalo with 159 tackles that season, while Byrd was tied for the team lead in interceptions with four.
- Dolphins Manager of Skills Development **Mike Wahle** played offensive line with the Panthers from 2005-07.

#### COLLEGE CONNECTIONS

- Dolphins **K Cody Parkey** played with Panthers **QB Cam Newton** at Auburn in 2010 and **RB Cameron Artis-Payne** in 2013. Auburn won the BCS National Championship in 2010, led by Newton who also won the Heisman Trophy in his lone season at Auburn.
- In 2009, Dolphins **DT Ndamukong Suh** and Panthers **LB Luke Kuechly** were two of the top defenders in the nation. Suh played at Nebraska and won five player of the year awards, including AP Player of the Year, Bronko Nagurski, Chuck Bednarik, John Outland, and Vince Lombardi, leading all defensive tackles with 12.0 sacks. Kuechly finished the season second in the nation in tackles with 158 in his freshman season at Boston College. The 158 tackles would end up being Kuechly's lowest single season output, with 183 and 191 in the following two seasons.
- Panthers **K Graham Gano** played with Dolphins **LB Lawrence Timmons** at Florida State from 2005-06.
- Two Dolphins and three Panthers played at Georgia: Dolphins **S Reshad Jones** (2006-09), **S Maurice Smith** (2016), Panthers **LB Thomas Davis** (2002-04), **DE Charles Johnson** (2004-06), **T John Theus** (2012-15).
- Dolphins **WRs Rashawn Scott** and **Malcolm Lewis** played with Panthers **CB Ladarious Gunter** at Miami from 2012-14. Injured Reserve Panthers **CB Corn Elder** (2013-16) and **TE Greg Olsen** (2003-06) also played at Miami.
- Panthers **Quarterbacks Coach Ken Dorsey** played quarterback at University of Miami from 1999-2002. Dorsey led the Hurricanes to victory in the 2001 BCS National Championship Game and is the school's all-time leader in passing touchdowns (86) and No. 2 in passing yards (9,565). Dorsey was the quarterback last time the Hurricanes were 8-0 before this year in 2002.
- Dolphins **TE Anthony Fasano** played with Panthers **LS JJ Jansen** at Notre Dame from 2004-05.
- Panthers **QB Derek Anderson** (2002-04) and Dolphins **QB Matt Moore** (2005-06) both served as Oregon State's starting quarterbacks for five consecutive seasons. Anderson is No. 2 all time in passing yards (11,249) and touchdowns (79), while Moore is No. 6 in the same categories with 5,733 yards and 29 touchdowns.
- Two Dolphins and four Panthers played at USC: Dolphins **LB Rey Mauluga** (2005-08), **S T.J. McDonald** (2009-12), Panthers **DE Wes Horton** (2008-12), **T Matt Kalil** (2008-11), **C Ryan Kalil** (2003-06) and **CB Kevon Seymour** (2012-15).

#### HIGH SCHOOL/HOMETOWN CONNECTIONS

- Several Panthers players went to high school in Florida: **DE Bryan Cox** (St. Thomas Aquinas), **K Graham Gano** (J.M. Tate), **P Michael Palardy** (St. Thomas Aquinas) and **S Dezmen Southward** (St. Thomas Aquinas).
- Two Dolphins players grew up in North Carolina. **CB/S Walt Aikens** was born in Charlotte and attended Harding University High School. **DE William Hayes** attended T. Wingate Andrews High School in nearby High Point, N.C.



## THE DOLPHINS VS. THE PANTHERS

### SERIES FACTS (TEAM)

**MIAMI'S LARGEST MARGIN OF VICTORY:**

17 (at Miami 23, Carolina 6, 11/4/01)

**CAROLINA'S LARGEST MARGIN OF VICTORY:**

4 (Carolina 20, at Miami 16, 11/24/13)

**CURRENT SERIES STREAK:**

Carolina 1 (11/24/13)

**MIAMI'S LARGEST WIN STREAK:**

4 (11/15/98 - 11/19/09)

**CAROLINA'S LARGEST WIN STREAK:**

1 (11/24/13)

**MOST POINTS BY MIAMI:**

27 (at Miami 27, Carolina 24, 9/25/05)

**MOST POINTS BY CAROLINA:**

24 (at Miami 27, Carolina 24, 9/25/05)

**MOST POINTS, BOTH TEAMS:**

51 (at Miami 27, Carolina 24, 9/25/05)

**FEWEST POINTS BY MIAMI:**

13 (Miami 13, at Carolina 9, 11/15/98)

**FEWEST POINTS BY CAROLINA:**

6 (at Miami 23, Carolina 6, 11/4/01)

**FEWEST POINTS, BOTH TEAMS:**

22 (Miami 13, at Carolina 9, 11/15/98)

### SERIES SUPERLATIVES

#### DOLPHINS

**RUSHING YARDS:**

132, Ronnie Brown, at Miami, 9/25/05

**PASSING YARDS:**

310, Ryan Tannehill, at Miami, 11/24/13

**RECEPTIONS:**

7, O.J. McDuffie, at Carolina, 11/15/98

**RECEIVING YARDS:**

127, Mike Wallace, at Miami, 11/24/13

#### PANTHERS

**RUSHING YARDS:**

122, DeAngelo Williams, at Carolina, 11/19/09

**PASSING YARDS:**

285, Jake Delhomme, at Miami, 9/25/05

**RECEPTIONS:**

11, Steve Smith Sr., at Miami, 9/25/05

**RECEIVING YARDS:**

170, Steve Smith Sr., at Miami, 9/25/05

### DOLPHINS PLAYERS VS. THE PANTHERS

PLAYER	GP	RECORD	PASSING				
			A-C-I	YDS	PCT	TD	RTG
Jay Cutler	4	2-2	114-77-5	749	67.5	4	79.2
<b>TOTALS</b>	<b>4</b>	<b>2-2</b>	<b>114-77-5</b>	<b>749</b>	<b>67.5</b>	<b>4</b>	<b>79.2</b>

PLAYER	GP	ATT	RUSHING			
			YDS	AVG	LG	TD
Jay Cutler	4	7	37	5.3	13	1
Kenny Stills	4	1	3	3.0	3	0
<b>TOTALS</b>	<b>8</b>	<b>8</b>	<b>40</b>	<b>5.0</b>	<b>13</b>	<b>1</b>

PLAYER	GP	NO	RECEIVING			
			YDS	AVG	LG	TD
Kenny Stills	4	12	140	11.7	19	0
Anthony Fasano	3	5	42	8.4	19	0
<b>TOTALS</b>	<b>7</b>	<b>17</b>	<b>182</b>	<b>10.7</b>	<b>19</b>	<b>0</b>

PLAYER	GP	FGM	FGA	LG	XP	XPA	KO	TB

PLAYER	GP	SOLO	ASST	DEFENSE					
				SK	INT	PD	FF	FR	
Alterraun Verner	7	12	5	0.0	0	2	2	0	
Kiko Alonso	1	9	1	1.0	1	1	0	0	
Stephone Anthony	4	7	10	0.0	0	0	1	1	
William Hayes	3	7	3	0.5	0	0	0	0	
Rey Mauluga	2	6	4	0.0	0	0	0	0	
Reshad Jones	1	5	0	0.0	0	0	0	0	
Lawrence Timmons	2	5	6	0.0	0	0	0	0	
Ndamukong Suh	2	4	2	0.0	0	0	0	0	
Cameron Wake	2	3	0	0.0	0	0	0	0	
T.J. McDonald	1	2	0	0.0	0	0	0	0	
Senorise Perry	1	1	0	0.0	0	0	1	0	
Kenny Stills	4	1	0	0.0	0	0	0	0	
Jermon Bushrod	9	1	0	0.0	0	0	0	0	
<b>TOTALS</b>	<b>39</b>	<b>63</b>	<b>31</b>	<b>1.5</b>	<b>1</b>	<b>3</b>	<b>4</b>	<b>1</b>	





## THE DOLPHINS VS. THE PANTHERS

### HOW THEY COMPARE

DOLPHINS		CATEGORY	PANTHERS	
STAT	RNK		RNK	STAT
270.3	31	Total Offense	21	313.1
192.6	29	Passing Offense	24	204.0
77.6	30	Rushing Offense	15	109.1
14.5	32	Scoring Offense	24	18.7
17	11t	Sacks Allowed	19t	23
31.0	31	Third Down Offense	5	43.4
66.7	3t	Red Zone Offense	25t	46.4
315.4	10	Total Defense	1	274.1
221.4	14	Passing Defense	6	195.7
94.0	7	Rushing Defense	2	78.4
22.4	16t	Scoring Defense	4	17.7
16	23t	Sacks	2	29
36.1	11t	Third Down Defense	5	33.0
72.2	31	Red Zone Defense	29	64.7
8	26t	Takeaways	26t	8
11	15t	Giveaways	30	16

### STATISTICAL LEADERS

CATEGORY	DOLPHINS		PANTHERS	
	PLAYER	STAT	PLAYER	STAT
Completion Pct.	J. Cutler	66.2	C. Newton	62.4
Passing Yards	J. Cutler	1,306	C. Newton	1,978
Passer Rating	J. Cutler	87.4	C. Newton	78.4
Rushing Yards	J. Ajayi	465	J. Stewart	350
Yards Per Carry	K. Drake	5.0	C. Newton	4.9
Rushing TDs	None		C. Newton	4
Receptions	J. Landry	56	C. McCaffrey	54
Receiving Yards	J. Landry	430	K. Benjamin	475
Receiving TDs	Two tied	4	D. Funchess	3
Tackles	R. Jones	55	L. Kuechly	65
Sacks	C. Wake	6.0	J. Peppers	7.5
Interceptions	R. Jones	2	Two Tied	2
Forced Fumbles	Two tied	2	J. Peppers	2
Special Tms Tcks	M. Thomas	6	Four tied	3



DE Cameron Wake has two solo tackles and a pair of quarterback hits in two career games against Carolina



## THE LAST MEETING

# 2013 - WEEK 12

NOV. 24, 2013 | MIAMI GARDENS, FLA.  
SUN LIFE STADIUM  
ATTENDANCE: 60,156 | TV: FOX

### SCORING SUMMARY

**CAROLINA 20**

**MIAMI 16**

	1	2	3	4	F
Carolina	3	3	7	7	20
Miami	7	9	0	0	16

Only a few minutes separated the Miami Dolphins from cooling off the NFL's hottest team, but a late touchdown drive by the Carolina Panthers allowed them to escape with a 20-16 win.

Panthers quarterback Cam Newton's 1-yard touchdown pass to tight end Greg Olsen with 43 seconds remaining thwarted the Dolphins' upset bid and their bid to go one game over .500.

Carolina's comeback victory also rendered Dolphins wide receiver Mike Wallace's best outing of the season moot. Wallace caught five passes for 127 yards and a touchdown with 110 of those yards coming in the first half, including a 53-yard scoring reception when Miami took a 16-6 lead into the locker room.

Newton was harassed all afternoon by an active Dolphins defensive front and was sacked twice, once by Olivier Vernon and once by rookie defensive end Dion Jordan. He also threw what looked like a costly interception late in the first half, as Dolphins cornerback Nolan Carroll jumped the route and set up his offense deep in Panthers territory.

It looked like the turnover was going to result in seven points and a 20-3 halftime lead for Miami but Tannehill's pass to Rishard Matthews in the back of the end zone ended up incomplete when Matthews was drilled by Panthers linebacker Luke Kuechly. A penalty flag was initially thrown for an illegal hit but it was picked up and the Dolphins had to settle for a 23-yard field goal by rookie kicker Caleb Sturgis.

Newton drove Carolina 52 yards on eight plays in 1:01 at the end of the half to set up Graham Gano's 46-yard field goal as time expired, giving his team a little momentum. He then engineered a 14-play, 83-yard drive to open the second half, capping it off with a 5-yard touchdown run to cut the deficit to 16-13.

The two teams kept trading punts after that until Newton was able to come up with the necessary plays on that final drive and take advantage of what looked like a tired Dolphins defense. Early on in the drive it appeared that Miami was going to close the deal, putting the Panthers in the position of having to convert on fourth-and-10 from their own 20, but Newton found wide receiver Steve Smith for 19 yards to keep the drive alive.

### SCORING DRIVES

TEAM	QTR	TIME	PLAY (EXTRA POINT) (DRIVE INFO)	CAR	MIA
Panthers	1	6:58	G.Gano 52 yd. Field Goal (5-8, 2:15)	3	0
Dolphins	1	5:39	M.Wallace 53 yd. pass from R.Tannehill (C.Sturgis kick) (3-77, 1:19)	3	7
Dolphins	2	12:34	C.Sturgis 32 yd. Field Goal (5-65, 2:14)	3	10
Dolphins	2	2:13	C.Sturgis 47 yd. Field Goal (5-28, 2:10)	3	13
Dolphins	2	1:01	C.Sturgis 23 yd. Field Goal (4-6, 1:00)	3	16
Panthers	2	0:00	G.Gano 46 yd. Field Goal (8-52, 1:01)	6	16
Panthers	3	8:08	C.Newton 5 yd. run (G.Gano kick) (14-83, 6:52)	13	16
Panthers	4	0:43	G.Olsen 1 yd. pass from C.Newton (G.Gano kick) (12-80, 3:30)	20	16

## GAME STATISTICS

#### RUSHING (Att-Yds-TD):

Carolina: C. Newton 7-51-1, D. Williams 10-31, J. Stewart 7-31, M. Tolbert 4-23.

Miami: R. Tannehill 4-36, L. Miller 10-8, D. Thomas 3-8.

#### PASSING (A-C-Y-TD-I):

Carolina: C. Newton 38-19-174-1-1.

Miami: R. Tannehill 42-28-310-1-1.

#### RECEIVING (Rec-Yds-TD):

Carolina: S. Smith 5-69, G. Olsen 5-34-1, T. Ginn 3-11, B. LaFell 2-36, D. Williams 2-16, M. Tolbert 1-5, J. Stewart 1-3.

Miami: M. Wallace 5-127-1, B. Hartline 5-78, L. Miller 4-39, C. Clay 4-27, R. Matthews 3-2, Ma. Moore 2-20, D. Thomas 2-2, D. Sims 1-6, M. Egnew 1-5, M. Thigpen 1-4.

#### SACKS (Sk-Yds):

Carolina: M. Addison 1-12, D. Edwards 1-10, T. Davis 1-8.

Miami: O. Vernon 2-7, D. Jordan 1-8.

#### INTERCEPTIONS (Int-Yds):

Carolina: J. Thomas 1-0.

Miami: N. Carroll 1-24.

#### FORCED FUMBLES:

Carolina: None.

Miami: None.

#### FUMBLE RECOVERIES (No-Yds):

Carolina: None.

Miami: None.


#### TEAM STATS

	CAR	MIA
<b>First Downs</b>	<b>20</b>	<b>13</b>
Rushing	9	1
Passing	10	12
Penalty	1	0
<b>3rd-Down Efficiency</b>	<b>6 for 17</b>	<b>4 for 16</b>
<b>4th-Down Efficiency</b>	<b>2 for 2</b>	<b>0 for 0</b>
<b>Total Net Yards</b>	<b>295</b>	<b>332</b>
<b>Total Net Plays</b>	<b>69</b>	<b>62</b>
Average Gain	4.3	5.4
<b>Net Yards Rushing</b>	<b>136</b>	<b>52</b>
Rushes	28	17
Yards per Rush	4.9	3.1
<b>Net Yards Passing</b>	<b>159</b>	<b>280</b>
Completed - Attempted	19-38	28-42
Yards per Pass Play	3.9	6.2
Sacked - Yards Lost	3-15	3-30
Had Intercepted	1	1
<b>Punts - Average</b>	<b>7-397-56.7</b>	<b>6-291-48.5</b>
<b>Return Yardage</b>	<b>58</b>	<b>145</b>
Punts - Return Yards	1-41	7-71
Kickoffs - Return Yards	1-17	3-59
Interceptions - Return Yards	1-0	1-24
<b>Penalties - Yards</b>	<b>8-56</b>	<b>6-55</b>
<b>Fumbles - Lost</b>	<b>0-0</b>	<b>0-0</b>
<b>Red-Zone Efficiency</b>	<b>2 for 3</b>	<b>0 for 2</b>
<b>Goal-to-Go Efficiency</b>	<b>2 for 2</b>	<b>0 for 0</b>
<b>Time of Possession</b>	<b>30:12</b>	<b>29:48</b>



## MIAMI DOLPHINS 2017 DRAFT CLASS

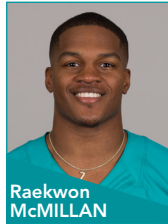
Rd 1 // Pick 22



**Charles  
HARRIS**

Missouri // DE  
6-3 // 260


Rd 2 // Pick 54



**Raekwon  
McMILLAN**

Ohio State // LB  
6-2 // 243

Rd 3 // Pick 97



**Cordrea  
TANKERSLEY**

Clemson // CB  
6-1 // 200

Rd 5 // Pick 164



**Isaac  
ASIATA**

Utah // G  
6-3 // 323

Rd 5 // Pick 178



**Davon  
GODCHAUX**

LSU // DT  
6-4 // 299


Rd 6 // Pick 194



**Vincent  
TAYLOR**

Oklahoma State // DT  
6-3 // 310

Rd 7 // Pick 237



**Isaiah  
FORD**

Virginia Tech // WR  
6-2 // 195

## MIAMI DOLPHINS 2017 UNDRAFTED ROOKIE CLASS



**Chase  
ALLEN**

Southern Illinois // LB  
6-4 // 241



**Matt  
HAACK**

Arizona State // P  
6-1 // 185



**Malcolm  
LEWIS**

Miami (Fla.) // WR  
5-10 // 190




**Cameron  
MALVEAUX**

Houston // DE  
6-6 // 270



**Torry  
McTYER**

UNLV // CB  
6-0 // 195



**Drew  
MORGAN**

Arkansas // WR  
6-0 // 193




**De'Veon  
SMITH**

Michigan // RB  
5-11 // 228



**Eric  
SMITH**

Virginia // T  
6-5 // 300



**Maurice  
SMITH**

Georgia // S  
6-0 // 195



## HARD ROCK STADIUM MODERNIZATION



Hard Rock Stadium is a global entertainment destination that encompasses art, culture, some of the best food in the region, diversity, an elevated fan experience and the best Miami has to offer. The venue serves as home to the Miami Dolphins, University of Miami football team, Orange Bowl, Super Bowl LIV and the 100th anniversary of the NFL, College Football Playoff Semifinals, major concerts, international soccer and a host of world-class events. This multi-purpose, open-air complex is in the midst of a multi-year, \$500 million renovation to enhance the fan experience. The modernization is being privately funded by Stephen Ross.



## #ARTUNEXPECTED

Goldman Global Arts and the Miami Dolphins collaborated to transform Hard Rock Stadium into a vibrant, monumental public art experience. Highlighting 18 artists from ten countries, the landmark mural project looks to create an artistic legacy and cement Hard Rock Stadium as an iconic, world class, cultural venue of Miami.

The collection at Hard Rock Stadium is one of the world's largest street art museums, curated by Goldman Global Arts. The exceptional line-up of international artists brings a variety of techniques and styles together to create a jaw-dropping tapestry of urban art contained in a single location.





## HARD ROCK STADIUM MODERNIZATION

### NEW SEATING PRODUCTS

Hard Rock Stadium's modernization included doubling unique seating experiences from 8 to 16. Some of the newest seating products include:


**The 72 Club:** The 598 seats in the 72 Club take the premium seating experience to another level. It's the most luxurious seating experience in all of South Florida sports and entertainment. Seats are double-padded, have 11 inches more legroom and are located at midfield. At any point in-game, guests are able to walk on the field on their way to a private club designed by the Rockwell Group.



**Living Room Boxes:** Hard Rock Stadium created four-person private Living Room Boxes. Located on the 35-yard line and within the Atos Club presented by Dell EMC and Ford Field Clubs in the end zones, Living Room Boxes are the biggest, most comfortable seats in the stadium. These boxes give guests the ability to watch replays and highlights on their own private screens.

**Hyundai Club:** The Hyundai Club is a club located between the 30-yard lines on the north side that offers wider, padded seats. The club is designed by the Rockwell Group.

**Corner Terraces:** The 100 level Corner Terraces provide a unique social experience where guests can watch the game from a high-top table and comfortable swivel chairs. Corner Terraces provide guests the enjoyment of sitting with family or friends without being confined to a row of seats.



### PHASE I

Phase I of the project that was completed for the 2015 season changed every seat in the stadium, rebuilt the concourses on the 100 and 300 levels, reduced capacity from 76,018 to 64,767, moved seats 25 feet closer to the field on the north and south sidelines, introduced five new premium spaces and allowed fans to enjoy improved food, enhanced concourses and 16 new restroom facilities throughout the venue.

Hard Rock Stadium's renovation stands apart in enhancing every fan experience. In delivering a new caliber of luxury, Phase I introduced The NINE hosted by Aston Martin Residences Miami, The 72 Club, the Hyundai Club, Ford Field Club and the Atos Club presented by Dell EMC.

For the everyday fan, new seating experiences debuted in the corner terraces, providing a unique social experience where guests watch the game from a half-round table and comfortable swivel chairs. Corner Terraces provide guests the enjoyment of sitting with family or friends without being confined to a row of seats.

**The NINE hosted by Aston Martin Residences Miami:** The NINE hosted by Aston Martin Residences Miami are nine open-air suites between the 30-yard lines that connect to a private club designed by the Rockwell Group. The NINE offers the best view of the field with the convenience of a private club.





## HARD ROCK STADIUM MODERNIZATION

### PHASE II

For the 2016 season, a state-of-the-art canopy was installed that keeps as many as 92 percent of fans in the shade and protected from the rain along with four giant high-definition video boards.

On Aug. 17, 2016, the Miami Dolphins christened the second phase of the renovation with a landmark 18-year naming rights agreement with Hard Rock International to name the newly renovated facility Hard Rock Stadium.

#### Video Boards

- Four 1,472-inch screens in each corner of the stadium for a total of 22,400 sq. ft. – the largest in the AFC East (compared to 12,000 total square footage in old stadium).
- A total of 18 million LEDs will showcase game day on the boards.
- High-definition picture positioned for easy sightlines for every fan.

**Miami Dolphins**  
TOTAL: 22,400 SQ. FT.



**NEW YORK JETS**  
TOTAL: 14,160 SQ. FT.



**BUFFALO BILLS**  
TOTAL: 12,253 SQ. FT.



**NEW ENGLAND PATRIOTS**  
TOTAL: 11,306 SQ. FT.



#### SHADE CANOPY

- Shades approximately 92 percent of fans (increase from 17 percent in old stadium).
- The shade canopy is approximately 626,000 square feet [14.37 acres] and is comprised of 17,000 tons of steel.
- Covering the remainder of the canopy area [94,000 square feet] immediately adjacent to the ocular over the field is a translucent material called ETFE. This material provides supplemental light in the bowl while reducing solar heat.
- Four spires rise an additional 200 feet above the roof surface achieving a total height of 357 feet from the ground. Several steel cables secured at the top of each spire will be extended to the roof to provide additional structural support. Cable diameters range between 3.5" to 5.5" in diameter.

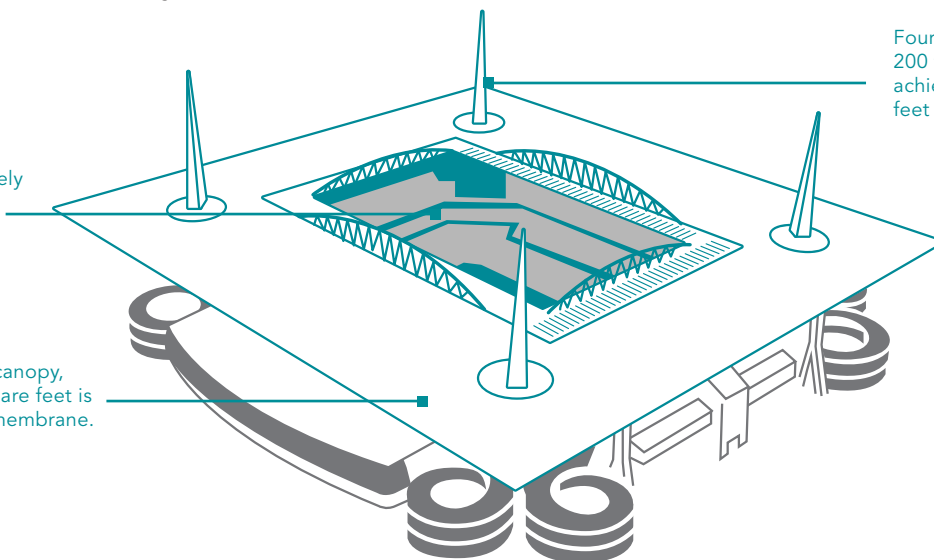
#### FIELD FACTS

- First team in the NFL to use Paspalum Platinum (shorter versions are Platinum TE or TE). The TE species works well in warm climates with growth not hindered in shade.
- Texture: Courser, thicker grass
- Feel: TE is thicker and lusher so there is a difference in feel and cushion in footing
- Sustainability: More shade tolerance
- Growth: TE grows aggressively and requires less nitrogen in the fertilizer than Bermuda.
- Color Variation: TE is a lighter green shade.

Shades approximately 92 percent of fans (increase from 17 percent currently).

The main area of canopy, some 530,000 square feet is a single ply TPO membrane.

Four Spires rise an additional 200 feet above the roof surface achieving a total height of 357 feet from the ground





## HARD ROCK STADIUM MODERNIZATION

### ALL NEW BANKUNITED CLUB LEVEL

The 2017 renovation brought additional luxury to the midsection of the stadium, renovating the BankUnited Club Level.

- Hard Rock Stadium's 147 suites were completely renovated during the 2016-2017 offseason. These suites offer luxury and comfort in the ultimate setting to watch any event.
- Suites vary in size from 10 seats up to 50 seats offering air conditioning and NFL Sunday Ticket, multi-feed sound systems, refrigerators, ice-makers and private telephone services.
- Suite attendants provide personal service in each suite during the games. Centerplate caters the suites with a wide-variety of food and beverages from which to choose.

New in 2017, Hard Rock Stadium features Theatre Boxes on the BankUnited Club Level. These 4-6 person individual boxes are located in a shared suite environment with inclusive food and beverage. Hard Rock Stadium also debuted four new corner clubs, – including the new UHealth, University of Miami Health System Cornerstone Club – giving suite members access to the corner's interior space and bar.



### PHASE III

Unveiled in 2017 are remodeled, modernized suites throughout the stadium offering a more intimate club space on the BankUnited Club Level with improved amenities and food, as well as the addition of theatre boxes and four new corner clubs.

Phase III of the renovation brought new party terraces on the 300 level of Hard Rock Stadium. These party terraces have a bar that services guests on the concourse, as well as a double-sided bar with awesome views of the field. Each corner includes two semi-private spaces that each can hold up to 100 people – creating a new experience for a total of 800 guests per event. The Dolphins additionally have made a commitment to donate a party terrace of 100 military tickets each game to local troops serving our country.

Throughout Phase III of the renovation, the exterior of the facility saw enhancements in the redesign of the parking lots and landscaping.

### A NEW LUXURY PARTNERSHIP

Hard Rock Stadium has attracted world-renowned iconic brands to the space, including a great partnership with Aston Martin Residences Miami. Luxury real estate company G&G Business Developments and the Miami Dolphins announced a long-term partnership to rename The NINE hosted by Aston Martin Residences at 300 Biscayne Boulevard Way.

During the Phase III renovations, The NINE also received new teak flooring, enhancing the most luxurious atmosphere in sports to create the feel of watching a game from the back of a yacht.





## HARD ROCK STADIUM

# 2021

## MIAMI-SOUTH FLORIDA AWARDED 2021 COLLEGE FOOTBALL PLAYOFF NATIONAL CHAMPIONSHIP

**Miami Lakes, FL** – Miami-South Florida has been announced as the site for the 2021 College Football Playoff National Championship, it was announced by the College Football Playoff.

This will be the community's first national championship game under the College Football Playoff, but its 21st overall. The 20 previous national championship games were hosted by the Orange Bowl Committee, most recently, the 2013 BCS National Championship Game between Alabama and Notre Dame.

The game will take place on January 11, 2021, at Hard Rock Stadium in Miami Gardens, Fla.


"We are honored to be selected to host 2021 College Football Playoff National Championship," said Michael B. Chavies, chairman of the 2021 CFPNCG Bid Committee. "This region is second to none as a venue for major sporting events and this announcement is a culmination of the efforts of many parties and the vast experience of all involved. We are thankful that the College Football Playoff valued everything that the area has to offer and awarded us this prestigious event."

"We are thrilled to be able to bring the national championship game back to this area," said Don Slesnick, president and chair of the Orange Bowl Committee. "While this was truly a collaborative effort of many entities, we felt that it was important for the Orange Bowl Committee to take the lead on putting this bid together as the organization that hosted the region's previous 20 national championships."

"We are excited that Hard Rock Stadium will play host to the biggest game in college football," said Tom Garfinkel, president and CEO of the Miami Dolphins. "Stephen Ross committed more than \$500 million to make this a global entertainment destination and we are thrilled about the opportunity to showcase our venue on this stage."

"We are impressed with the recent renovations to the stadium that has been host to so many significant college football games," said Bill Hancock, executive director of the CFP. "Of course, South Florida is a great destination, and the people from the Orange Bowl Committee have always been cordial and welcoming hosts."

The 2021 College Football Playoff National Championship will be the seventh under the College Football Playoff which began with the 2015 game in Arlington, Tex. Other sites have been Glendale, Ariz. in 2016 and Tampa Bay in 2017. The 2018 game will be in Atlanta, 2019 in Santa Clara, Calif., and 2020 in New Orleans.







## MIAMI DOLPHINS IN THE COMMUNITY



Dolphins take photo with staff at Sylvester Comprehensive Cancer Center

### MIAMI DOLPHINS VISIT SYLVESTER COMPREHENSIVE CANCER CENTER'S ALEX'S PLACE

**Miami, FL** – On Halloween, Dolphins alumni Troy Drayton and Twan Russell, Cheerleaders Alexandra and Terra and mascot T.D. paid a surprise visit to kids battling cancer at the pediatric clinic at Sylvester Comprehensive Cancer Center, alex's place. Each child got to spend time and take photos with the Dolphins.

"Today was all about having a special impact on the kids and making their day, especially today since it's Halloween," Dolphins Cancer Challenge Executive Director Jennifer Jehn said. "We're grateful that the money we raise with DCC directly benefits these kids. Being here allows us to see the assistance we all can provide to these children and all of Sylvester Comprehensive Cancer Center."

The kids, dressed up in their Halloween costumes ranging from The Flash and Superman to Snow White, each received Baskets of Hope full of gifts, including board games, stuffed animals, coupons to Wendy's and more. The Dolphins spent time with the kids and their parents, playing games, throwing toy footballs around, signing autographs and enjoying good conversation.

"It's wonderful to have the Miami Dolphins here today on Halloween, helping us make sure that the children we treat here at alex's place not only come here to get their treatment, but don't forget and continue to enjoy that they're still kids," Dr. Julio C. Barredo said about the support from the Miami Dolphins. Barredo, director of Children's Cancer Programs at Sylvester, who has participated in six DCC's and individually raised nearly \$9,000, continued, "The support that we get from the Dolphins organization through the Dolphins Cancer Challenge couldn't be more important in helping us sustain our efforts here, not only on the clinical side but on the research side, particularly in pediatric cancer."

After spending time with the children, the Dolphins headed upstairs to visit some adults, who also are battling cancer. The alumni, cheerleaders and T.D. visited rooms, spending time with each patient, conversing, taking photos and signing autographs.



Troy Drayton and Miami Dolphins Cheerleader Alexandra pose for a photo with pediatric cancer patient at Sylvester Comprehensive Cancer Center's alex's place



Miami Dolphins Cheerleader Alexandra and T.D. play catch with pediatric cancer patient at Sylvester Comprehensive Cancer Center's alex's place



## MIAMI DOLPHINS IN THE COMMUNITY



Charles Frederick Adderley with Bank of America and Miami Dolphins volunteers

### MIAMI DOLPHINS AND BANK OF AMERICA PARTNER IN HONOR OF VETERANS DAY TO REPAIR RETIRED SERVICE MEMBER'S HOME

**Miami, FL** – Miami Dolphins alumnus Mark Duper and Dolphins volunteers in honor of Veterans Day partnered with Bank of America community volunteers for a Miami-Dade Rebuilding Together project at the home of U.S. Army veteran Charles Frederick Adderley. The home was in need of repairs and the work included replacing windows, doors and roof, interior and exterior painting, renovating the kitchen and appliances and landscaping.

"It's an honor to work with our partners, the Miami Dolphins and Rebuilding Together Miami-Dade, to repair the home of U.S. Army veteran Charles Frederick Adderley," Bank of America Miami Market President Gene Schaefer said. "As a community partner, we are committed to helping make a difference in the lives of our military men and women who have sacrificed to protect our country."

93-year-old Charles Frederick Adderley is a native of Miami's Overtown. Born March 3, 1924, Adderley, the youngest of five children, had four sisters. The family emigrated from the Bahamas in 1910 to Miami. World War II had already begun when he volunteered for the U.S. Army on Oct. 13, 1943. He volunteered for military service without his parents' consent.

Upon receiving military orders, Adderley and Miami's other recruits trained at Camp Blanding in Starke in northern Florida, Camp Plauche near New Orleans and Camp Reynolds near Lake Erie, Pennsylvania. Their service unit traveled to Liverpool, England, then onto Normandy. The Battle of Normandy lasted from June to August 1944. Adderley and his comrades were separated from their unit, lost and without food and supplies for 14 days. They searched many villages before finally reconnecting with their unit in the port of Cherbourg, France, a main battleground after the D-Day landings.

While in Cherbourg, Adderley was among the black soldiers presented medals for valor by Gen. Benjamin O. Davis Sr. Davis (1877-1970) was the first black general officer in the Army and the U.S. Armed Forces. When Adderley's unit crossed the Rhine River on a convoy with equipment on their way to Liege, Belgium, they were hit with an explosion. He and other soldiers were injured. After an extended stay in a field hospital, Adderley received an honorable discharge on April 15, 1946, at Fort Bragg.

"This is my home and the Dolphins are Miami's team. I've been a fan from 1966," Adderley said. "How can I find the words to express my gratitude? When it's all finished, I can say thank God for kind favors. I can say, and anybody who's been through those doors, it's a beautiful home. Thanks to all of those who have become a part of my life."

Mr. Adderley also was the first African American male to work at the United States Post Office in Miami, although retired in lithography. Last year, he was the recipient of The French Legion of Honor Award for his heroic efforts in World War II.



Miami Dolphins Alumnus Mark Duper Repairs Retired Service Member's Home



Miami Dolphins volunteers repair retired service member's home



## MIAMI DOLPHINS IN THE COMMUNITY

### MIAMI DOLPHINS COLLABORATE WITH FACEBOOK & ASBN TO LIVE STREAM HIGH SCHOOL FOOTBALL GAMES ACROSS MIAMI-DADE AND BROWARD COUNTIES

**Miami, Fla.** – The Miami Dolphins announced they are working with Facebook and ASBN to become the first NFL team to live stream high school football games on the social platform. The games, featuring teams from Miami-Dade and Broward counties, will be available to people on Watch, Facebook’s new platform for shows. Fans can add these games to their watchlist by following the [Miami Dolphins High School Live Show Page](#).

Prior to kickoff, the Dolphins also will stream “The Audible: Football Fridays,” a 30-minute program hosted by former Dolphins Kim Bokamper and Joe Rose. The social and interactive show promotes high school football in both counties, talks about the upcoming Dolphins game and is available on Facebook, Periscope and YouTube. The show’s earlier announced slate of games now features five rescheduled matchups due to Hurricane Irma.

The first streamed contest featured Deerfield Beach High School vs. St. Thomas Aquinas High School on Friday, Oct. 6 at 7 p.m. ET. Those tuning into the broadcast will hear analysis and discussion from correspondents and audience interaction will be encouraged via live chats.

“By working with Facebook and ASBN, the Miami Dolphins are once again proving to be innovative adaptors by bringing football and technology together,” Miami Dolphins Senior Vice President of Communications & Community Affairs Jason Jenkins said. “This program will further our mission of celebrating youth football in South Florida and now bring the stories of these coaches, players and teams to a national audience.”

#### MIAMI DOLPHINS HIGH SCHOOL LIVE & “THE AUDIBLE: FOOTBALL FRIDAYS” SCHEDULE

DATE	TIME	GAME	LOCATION
10/6	7 p.m.	Deerfield Beach at St. Thomas Aquinas	St. Thomas Aquinas
10/13	7 p.m.	American Heritage at Cardinal Gibbons	Cardinal Gibbons
10/20	7 p.m.	Miami Northwestern vs. Miami Central	Traz Powell Stadium
10/27	7 p.m.	Miramar at Western	Western
11/3	7 p.m.	Miramar at St. Thomas Aquinas	St. Thomas Aquinas



Joe Rose and Kim Bokamper host The Audible: Football Friday and were joined by Dolphins CB Jordan Lucas and SVP of Alumni Relations and Dolphins alumni Nat Moore



## MIAMI DOLPHINS IN THE COMMUNITY

### MIAMI DOLPHINS AND ROSS INITIATIVE IN SPORTS FOR EQUALITY (RISE) ANNOUNCE YOUTH PROGRAMS WEEK 8 AWARD WINNERS

**Miami** – The Miami Dolphins and the Ross Initiative in Sports for Equality (RISE) announced their Week 9 award winners in a program designed to recognize the members of the community who have demonstrated their commitment to being leaders on and off the field.

Each week, the Dolphins identify a high school coach of the week, high school player of the week, youth player of the week and team mom of the week. Award recipients are presented with a plaque on the field during a Dolphins home game at Hard Rock Stadium and receive acknowledgement of their accomplishment in the game program and through the Dolphins’ and RISE’s social media platforms. They also receive tickets to a Miami Dolphins home game, access to the Dolphins/RISE pregame tailgate and a Dolphins/RISE T-shirt. For each home game, the Dolphins identify a team of the week and they will be on the field during the national anthem. The program concludes at the Dolphins-Patriots game on December 11 where the Dolphins will honor yearly award winners in all categories with the exception of the team of the year.



Youth Player of the Week Cornell Mims (North Miami Beach Sundevils 12U)

#### Week 9 Winners:

- High School Coach of the Week: **Daryle Heidelberg** from Miami Norland Senior High School. Heidelberg guided the Vikings to a 28-27 upset win over the state’s No. 1 6A team, Miami Northwestern after being down 20 points going into the second half. The Vikings were the eighth ranked team in 6A prior to the matchup. Norland’s victory over Northwestern will likely move the Vikings up one spot in the rankings prior to the playoffs beginning in two weeks.
- High School Player of the Week: **Ryle Aguila** from Pembroke Pines Somerset Academy. The sophomore quarterback completed 21-of-30 passes for 504 yards and seven touchdowns in a win over Boca Christian. He also added two rushing touchdowns and accounted for 546 total yards of total offense.
- Youth Player of the Week: **Cornell Mims** from the North Miami Beach Sundevils 12U of the Miami Xtreme Youth Football League. Mims rushed for 113 yards and two touchdowns in the Sundevils victory over the Doral Broncos.
- Team Mom of the Week: **Catherine Richardson** from the West Pines Wildcats of the American Youth Football League. Richardson is retired from the Air Force and has been an amazing team mom. She is the first one at the park and the last one to leave. Richardson has been the first to do everything for her team from fundraising to fitting uniforms and spends countless hours volunteering. Even through hard times, Richardson always greets everyone with a smile and asks how she can help. She exemplifies what all team mom’s aspire to be and is one of the reason why her park is successful.
- Team of the Week: **Red Zone Sports Flag**. The Red Zone Sports Flag team represented South Florida at the 2017 Pro Bowl and became the 2017 Boys NFL FLAG National Champions powered by USA Football.



(L-R) Pembroke Pines Somerset Academy Resource Officer Joel Cuarezema, HSPOW Ryle Aguila, Vice Principle Cristina Camus



(L-R) Miami Norland Sr. HS Resource Officer Christopher Odige, HSCOW Daryle Heidelberg



Team Mom of the Week Catherine Richardson (West Pines Wildcats)



## DOLPHINS RADIO

### CEFALO, GRIESE, ROSE AND BOKAMPER RETURN ON MIAMI DOLPHINS RADIO NETWORK IN 2017

On May 19, 2016, the Miami Dolphins announced a multi-year radio broadcast rights partnership with Miami's Sportsradio 560 WQAM, with the station becoming the official English flagship radio partner of the franchise. In addition, all Dolphins games are simulcast on KISS 99.9 FM "South Florida's NEW Country" and feature expanded pre-, halftime and postgame shows. The games also can be heard on Dolphins.com and throughout South and Central Florida on a variety of stations that make up the Miami Dolphins Radio Network.

The Dolphins previously had their games broadcast on Miami's Sportsradio 560 WQAM during the 1997-2004 and 2007-09 seasons.



As part of the agreement, Sportsradio 560 WQAM has the English radio broadcast rights for all preseason, regular season and playoff games. Dolphins fans who tune into Miami's Sportsradio 560 WQAM have the opportunity to listen to live broadcasts of Head Coach Adam Gase's day-after-game press conferences and "Dolphins Friday," a day of Dolphins-centric content on the station featuring interviews with players, coaches and team executives. Additionally, CBS Radio Miami promotes Miami Dolphins Foundation and community initiatives across multiple platforms.



Bob Griese, Joe Rose and Jimmy Cefalo



The preseason English radio broadcast team on Sportsradio 560 WQAM consists of three Dolphins alumni in the booth. Former wide receiver Jimmy Cefalo handles the play-by-play duties with former tight end Joe Rose and, for select games, former Hall of Fame defensive end Jason Taylor providing the game analysis. During the regular season, Cefalo and Rose are joined by former Hall of Fame quarterback Bob Griese serving as an analyst with former Dolphins Pro Bowl linebacker/defensive end Kim Bokamper reporting from the sidelines.



Univision Deportes Radio 1140 AM is the Dolphins official Spanish radio broadcast partner for all preseason, regular season and playoff games. Raul Striker Jr. handles play-by-play duties with Eduardo Martell as a color analyst. WQBA 1140 AM additionally airs a pregame show and postgame show.

The following is a list of radio stations on The Miami Dolphins Radio Network in 2017 (as of printing):

#### 2017 MIAMI DOLPHINS RADIO NETWORKS

LOCATION	NETWORK	LOCATION	NETWORK
Fort Lauderdale	WQAM 560 AM	Miami	KISS 99.9 FM
Fort Lauderdale	KISS 99.9 FM	Miami	WQBA 1140 AM
Fort Lauderdale (Spanish)	WQBA 1140 AM	Orlando	ESPN 580 AM
Fort Myers	WRXK 96.1 FM	Port St. Lucie	WPSL AM 1590
Key West	WKWF 1600 AM	West Palm Beach	ESPN 106.3 FM
Miami	WQAM 560 AM	West Palm Beach	ESPN Deportes 760 AM (Spanish)
Miami	WQAM 560 AM	West Palm Beach	ESPN Deportes 760 AM (Spanish)



## HALL OF FAME DEFENSIVE END/LINEBACKER JASON TAYLOR

Defensive end Jason Taylor was elected to the Pro Football Hall of Fame on Feb. 4, 2017 and inducted into the Hall of Fame on Aug. 5, 2017.

### JASON TAYLOR BY THE NUMBERS

- 2** One of two Dolphins defenders to be elected to the Hall of Fame, joining Nick Buoniconti.
- 3** First-team All-Pro selections (2000, 2002, 2006). He also earned a second-team All-Pro selection in 2001.
- 5** One of five Dolphins to be elected to the Hall of Fame in his first year of eligibility, joining Don Shula, Dan Marino, Jim Langer and Paul Warfield.
- 6** Pro Bowl selections in his career (2000, 2002, 2004-07).
- 6** Number of double-digit sack seasons in his 15-year NFL career.
- 9** Touchdowns scored in his career - all with Miami. Six were scored via fumble return and the other three were on interception returns. It's the highest number of touchdowns in NFL history by a player who was primarily a defensive lineman or linebacker.
- 10** One of 10 defensive linemen to ever be elected to the Hall of Fame in his first year of eligibility, joining Joe Greene, Deacon Jones, Bob Lilly, Gino Marchetti, Merlin Olsen, Warren Sapp, Bruce Smith, Randy White and Reggie White.
- 11.5** The most number of career sacks he had on an individual quarterback, New England's Tom Brady.
- 26** Number of multi-sack games in his 15-year NFL career.
- 29** Number of opponent fumble recoveries in his career, tying the NFL record with Jim Marshall.
- 30** Total number of teams he recorded at least 0.5 sack against in his career. The only two teams he didn't record a sack against were Kansas City and the New York Giants.
- 70** Total number of different quarterbacks that he sacked in his 15-year NFL career.
- 99** Total passes defended, the most by an NFL defensive lineman since the stat became official in 1994.
- 139.5** Total number of sacks in his 15-year NFL career, which is a Dolphins team record and ranks No. 7 in NFL history.
- 2006** The year he won the NFL's Defensive Player of the Year award when he recorded 13.5 sacks, nine forced fumbles, two fumble recoveries and two interceptions.
- 2007** The year he won the NFL's Walter Payton Man of the Year Award, the only league honor that recognizes both on-field and off-field contributions.





## DEPTH CHART

### OFFENSE

POS	NO	NAME (GP/GS)	NO	NAME (GP/GS)	NO	NAME (GP/GS)	NO	NAME (GP/GS)
WR	10	Kenny Stills (8/8)	88	Leonte Carroo (8/0)				
LT	67	Laremy Tunsil (8/8)	79	Sam Young (2/0)				
LG	77	Jesse Davis (8/2)	62	Ted Larsen (0/0)				
C	51	Mike Pouncey (8/8)	64	Jake Brendel (8/0)				
RG	74	Jermon Bushrod (8/8)	68	Isaac Asiata (0/0)				
RT	70	Ja'Wuan James (8/8)						
TE	89	Julius Thomas (8/7)	80	Anthony Fasano (8/5)	48	MarQueis Gray (8/0)		
QB	6	Jay Cutler (7/7)	8	Matt Moore (2/1)	9	David Fales (0/0)		
RB	26	D. Williams (8/1) - <b>OR</b> -	32	Kenyan Drake (8/0)	34	Senorise Perry (8/0)		
WR	14	Jarvis Landry (8/8)	87	Rashawn Scott (0/0)				
WR	11	DeVante Parker (5/4)	19	Jakeem Grant (8/0)				

### DEFENSE

POS	NO	NAME (GP/GS)	NO	NAME (GP/GS)	NO	NAME (GP/GS)	NO	NAME (GP/GS)
DE	50	Andre Branch (7/7)	90	<u>Charles Harris (8/1)</u>	78	Terrence Fede (8/0)		
DT	93	Ndamukong Suh (8/8)	56	<u>Davon Godchaux (8/5)</u>				
DT	97	Jordan Phillips (5/3)	96	<u>Vincent Taylor (6/0)</u>				
DE	91	Cameron Wake (8/8)	95	William Hayes (8/0)				
LB	47	Kiko Alonso (8/8)	44	Stephone Anthony (1/0)				
LB	58	Rey Mauluga (5/4)	45	Mike Hull (8/3)				
LB	94	Lawrence Timmons (6/6)	59	<u>Chase Allen (8/1)</u>				
CB	<u>30</u>	<u>Cordrea Tankersley (6/6)</u>	28	Bobby McCain (8/2)	35	Walt Aikens (8/0)		
CB	25	Xavien Howard (8/8)	42	Alterraun Verner (8/0)	<u>33</u>	<u>Torry McTyer (3/0)</u>		
S	20	Reshad Jones (8/8)	21	Jordan Lucas (5/0)				
S	31	Michael Thomas (8/1)	27	Maurice Smith (4/0)				

### SPECIAL TEAMS

POS	NO	NAME (GP/GS)	NO	NAME (GP/GS)	NO	NAME (GP/GS)	NO	NAME (GP/GS)
K	1	Cody Parkey (8/0)						
P	<u>16</u>	<u>Matt Haack (8/0)</u>						
KO	1	Cody Parkey (8/0)	<u>16</u>	<u>Matt Haack (8/0)</u>				
H	<u>16</u>	<u>Matt Haack (8/0)</u>						
LS	92	John Denney (8/0)						
KOR	19	Jakeem Grant (8/0)	32	Kenyan Drake (8/0)	26	Damien Williams (8/0)	34	Senorise Perry (8/0)
PR	19	Jakeem Grant (8/0)	32	Kenyan Drake (8/0)				

*Underlined players are rookies  
\* Did not play last week due to injury*



## PROJECTED CONTRIBUTORS: OFFENSE

<b>QB</b> 6		<b>JAY CUTLER   6-3   231   VANDERBILT</b> <ul style="list-style-type: none"> <li>• <b>LAST GAME:</b> vs. Oakland (11/5): 34-of-42 (81.0 pct.), 311 yds., 3 TDs.</li> <li>• Has 23 fourth-quarterback comebacks in his career, including two this yr.</li> <li>• Posted best completion pct. (81.0) of his career last week vs. Oakland.</li> <li>• His 218 career TD passes are ninth among active NFL quarterbacks.</li> </ul>	<b>MATT MOORE   6-3   219</b> <b>QB</b> 8 <ul style="list-style-type: none"> <li>• Combined with Jay Cutler in Week 6 vs. NYJ to become first pair of Dolphins QBs to throw 2+ TDs each in same game since 12/19/93.</li> <li>• Second in NFL with 118.8 passer rating in the red zone in 2016 (min. 6 attempts).</li> </ul>	
<b>RB</b> 26		<b>DAMIEN WILLIAMS   5-11   224   OKLAHOMA</b> <ul style="list-style-type: none"> <li>• <b>LAST GAME:</b> vs. Oakland (11/5): 7 att. for 14 yds., 6 rec. for 47 yds. and 1 TD.</li> <li>• Made first career start last week and scored on 10 yd. receiving TD.</li> <li>• Has more receiving yards (675) than rushing yards (342) in his career.</li> <li>• Signed by Miami as an undrafted college free agent in 2014.</li> </ul>	<b>SENORISE PERRY   6-0   210</b> <b>RB</b> 34 <ul style="list-style-type: none"> <li>• Partially blocked a punt in the season opener at L.A. Chargers.</li> <li>• Spent 11 games on Dolphins practice squad in 2016.</li> <li>• Has 13 career special teams tackles.</li> </ul>	
<b>RB</b> 32		<b>KENYAN DRAKE   6-1   211   ALABAMA</b> <ul style="list-style-type: none"> <li>• <b>LAST GAME:</b> vs. Oakland (11/5): 9 att. for 69 yds. (7.7 avg.).</li> <li>• Set career high with 69 rushing yards on just nine carries last week vs. Oakland.</li> <li>• His three career touchdowns were from 96 (kickoff), 45 (rushing) and 7 (rushing) yards out – all in 2016.</li> </ul>	<b>LEONTE CARROO   6-1   215</b> <b>WR</b> 88 <ul style="list-style-type: none"> <li>• Set career highs in Week 8 with six receptions for 48 yards (8.0 avg.).</li> <li>• Caught first career touchdown on a 15-yard reception vs. San Francisco on 11/27/16.</li> <li>• Selected in the third round of the 2016 NFL draft.</li> </ul>	
<b>WR</b> 14		<b>JARVIS LANDRY   5-11   208   LSU</b> <ul style="list-style-type: none"> <li>• <b>LAST GAME:</b> vs. Oakland (11/5): 6 rec. for 32 yds. (5.3 avg.) and 1 TD.</li> <li>• Has 344 career receptions, most in NFL history in first four years of a career.</li> <li>• Has TD receptions in four of last five games.</li> <li>• Is one of six Dolphins to ever post back-to-back 1,000-yard receiving seasons.</li> </ul>	<b>JAKEEM GRANT   5-7   169</b> <b>WR</b> 19 <ul style="list-style-type: none"> <li>• Caught four passes for 141 yds. (35.3 avg.) including a 65-yard TD in final preseason game at Minnesota (8/31).</li> <li>• Shifted from slot to outside receiver in 2017.</li> <li>• Recorded the first three catches of his career this year.</li> </ul>	
<b>WR</b> 10		<b>KENNY STILLS   6-1   196   OKLAHOMA</b> <ul style="list-style-type: none"> <li>• <b>LAST GAME:</b> vs. Oakland (11/5): 3 rec. for 28 yds. (9.3 avg.).</li> <li>• Tied for team lead with four receiving TDs and had two in Week 6 vs. N.Y. Jets.</li> <li>• Set a new career high with nine touchdowns last season.</li> <li>• Fourth in the NFL with a 16.0 receiving avg. since 2013.</li> </ul>	<b>ANTHONY FASANO   6-4   258</b> <b>TE</b> 80 <ul style="list-style-type: none"> <li>• Among all-time Dolphins tight ends leaders, he is second in TDs (24), third in receptions (184) and third in receiving yds. (2,149).</li> <li>• Started 81 games in 5 seasons with Miami (2008-12, 2017).</li> <li>• Played in 46 consecutive games dating back to 2014.</li> </ul>	
<b>WR</b> 11		<b>DeVANTE PARKER   6-3   212   LOUISVILLE</b> <ul style="list-style-type: none"> <li>• <b>LAST GAME:</b> vs. Oakland (11/5): 5 rec. for 76 yds. (15.2 avg.).</li> <li>• Is third on the team with 312 receiving yards in just five games.</li> <li>• Has 50 rec. for 650 yards (13.0 avg.) and 4 TDs in past 12 reg. season gms.</li> <li>• Averages 14.6 yards per reception during his career.</li> </ul>	<b>MARQUEIS GRAY   6-4   263</b> <b>TE</b> 48 <ul style="list-style-type: none"> <li>• Recorded his first pass attempt in Week 5 and first rushing attempt since 2013 in Week 9.</li> <li>• Has played in 53 career games with 14 starts for Cleveland (2013), Minnesota (2014), Buffalo (2014-15) and Miami (2016-17).</li> </ul>	
<b>TE</b> 89		<b>JULIUS THOMAS   6-5   262   PORTLAND STATE</b> <ul style="list-style-type: none"> <li>• <b>LAST GAME:</b> at Baltimore (10/26): 2 rec. for 2 yds. (1.0 avg.).</li> <li>• Is third among tight ends with 34 TD receptions since 2013.</li> <li>• Has caught a pass in all 29 games he's played from 2015-17.</li> <li>• Caught first TD as a Dolphin last week vs. Oakland.</li> </ul>	<b>TED LARSEN   6-3   320</b> <b>C/G</b> 62 <ul style="list-style-type: none"> <li>• An eight-year NFL veteran who has played in 102 career games with 65 starts.</li> <li>• Has started NFL games at left guard, right guard and center.</li> <li>• Signed as an unrestricted free agent on March 10, 2017.</li> </ul>	
<b>LT</b> 67		<b>LAREMY TUNSIL   6-5   318   MISSISSIPPI</b> <ul style="list-style-type: none"> <li>• <b>LAST GAME:</b> vs. Oakland (11/5): Started at left tackle.</li> <li>• Became first player in team history to start at least one game at both guard and tackle in his rookie season in 2016.</li> <li>• Allowed just 1.5 sacks in 14 games as a rookie in 2016.</li> </ul>	<b>JAKE BRENDEL   6-4   299</b> <b>C</b> 64 <ul style="list-style-type: none"> <li>• Has played in all eight games this season.</li> <li>• Second-year player who appeared in one game in 2016.</li> <li>• Went undrafted in 2016 from UCLA, where he became the school's all-time leader in games started (52).</li> </ul>	
<b>LG</b> 77		<b>JESSE DAVIS   6-6   321   IDAHO</b> <ul style="list-style-type: none"> <li>• <b>LAST GAME:</b> vs. Oakland (11/5): Started at left guard.</li> <li>• Made his first NFL start in Week 8 at Baltimore.</li> <li>• A first-year player who has played in all eight games this season.</li> <li>• Spent time on practice squads with Miami and the N.Y. Jets in 2016.</li> </ul>		
<b>C</b> 51		<b>MIKE POUNCEY   6-5   298   FLORIDA</b> <ul style="list-style-type: none"> <li>• <b>LAST GAME:</b> vs. Oakland (11/5): Started at center.</li> <li>• Team is 8-5 in the 13 games he has played since start of the 2016 season.</li> <li>• Former first-round pick (2011) has started 85 career games.</li> <li>• Three-time Pro Bowl selection (2013-15)</li> </ul>		
<b>RG</b> 74		<b>JERMON BUSHROD   6-5   318   TOWSON</b> <ul style="list-style-type: none"> <li>• <b>LAST GAME:</b> vs. Oakland (11/5): Started at right guard.</li> <li>• Played in 132 career games with 120 starts.</li> <li>• Allowed four penalties and no sacks in his past 10 games.</li> <li>• Two-time Pro Bowl selection (2011 and 2012).</li> </ul>		
<b>RT</b> 70		<b>JA'WAN JAMES   6-6   307   TENNESSEE</b> <ul style="list-style-type: none"> <li>• <b>LAST GAME:</b> vs. Oakland (11/5): Started at right tackle.</li> <li>• Started 24 straight games at right tackle.</li> <li>• Has allowed just two sacks in the past 18 regular season games.</li> <li>• Was a first-round pick (19th overall) by Miami in the 2014 NFL draft.</li> </ul>		





## PROJECTED CONTRIBUTORS: DEFENSE

DE 91



**CAMERON WAKE | 6-3 | 263 | PENN STATE**

- **LAST GAME:** vs. Oakland (11/5): 1 solo tackle.
- Second in Dolphins history with 87.5 career sacks.
- Since Week 6 of 2016, he is third in the NFL in sacks (16.5).
- Five-time Pro Bowl selection (2010, 2012-14, 2016).

DT 93



**NDAMUKONG SUH | 6-4 | 305 | NEBRASKA**

- **LAST GAME:** vs. Oakland (11/5): 1 solo tackle, 1 sack, 1 FF.
- Second-most sacks by an NFL defensive tackle since 2010 (50.5).
- Leads all defensive tackles with 395 total tackles since 2010.
- Five-time Pro Bowl selection (2010, 2012-14, 2016).

DT 97



**JORDAN PHILLIPS | 6-6 | 335 | OKLAHOMA**

- **LAST GAME:** vs. Oakland (11/5): 1 asst. tackle, 1 PD.
- Played a pivotal role on four turnovers or scoring plays last year, providing pressure on a Steelers interception, causing havoc on a Seahawks fumble, blocking an Arizona PAT and recording an interception vs. the N.Y. Jets.

DE 50



**ANDRE BRANCH | 6-5 | 263 | CLEMSON**

- **LAST GAME:** vs. Oakland (11/5): 3 tackles (1 solo), 1 TFL.
- Has 51 tackles (31 solo), 7.5 sacks, 15 QBHs, 1 FF and 10 TFLs since being inserted as a starter in Week 6 last year.
- Set a career high with 49 tackles (27 solo) in 2016.

LB 47



**KIKO ALONSO | 6-3 | 239 | OREGON**

- **LAST GAME:** vs. Oakland (11/5): 5 tackles (4 solo), 1 TFL, 1 FF.
- Has forced two fumbles this season, both of which the Dolphins recovered.
- Ninth in the AFC with 115 total tackles (69 solo) in 2016.
- Moved from middle linebacker to outside linebacker in 2017.

LB 58



**REY MAUALUGA | 6-2 | 258 | USC**

- **LAST GAME:** vs. Oakland (11/5): 2 solo tackles.
- Made his Dolphins debut in Week 5 after signing with the team on 8/19.
- Played in 119 career games with 108 starts.
- Recorded career totals of 596 tackles, 4 sacks, 7 interceptions and 6 FFs.

LB 94



**LAWRENCE TIMMONS | 6-1 | 242 | FLORIDA STATE**

- **LAST GAME:** vs. Oakland (11/5): 4 tackles (2 solo), 1 TFL.
- Tied for team lead with 41 tackles since he began playing in Week 4.
- Tied for 10th in the AFC with 114 tackles (78 solo) in 2016.
- One Pro Bowl selection (2014).

CB 30



**CORDREA TANKERSLEY | 6-1 | 196 | CLEMSON**

- **LAST GAME:** vs. Oakland (11/5): 3 solo tackles, 1 PD.
- Leads team with five passes defensed.
- Deflected QB Matt Ryan's pass that resulted in game-ending interception by S Reshad Jones in Week 6 win at Atlanta.

CB 25



**XAVIEN HOWARD | 6-1 | 198 | BAYLOR**

- **LAST GAME:** vs. Oakland (11/5): 2 tackles (1 solo).
- Has started all eight games at cornerback this year.
- Recorded first career interception in the 2016 AFC Wild Card game at Pittsburgh.

S 20



**RESHAD JONES | 6-1 | 223 | GEORGIA**

- **LAST GAME:** vs. Oakland (11/5): 9 solo tackles, 1 TFL, 1 INT, 1 PD.
- Sealed win with game-ending interception of QB Matt Ryan in Week 6.
- Returned a fumble 38 yards for a touchdown in Week 5 vs. Tennessee.
- One Pro Bowl selection (2015).

S 31



**MICHAEL THOMAS | 5-11 | 195**

- **LAST GAME:** vs. Oakland (11/5): 4 tackles (1 solo), 2 special teams stops.
- Leads the NFL with 49 special teams tackles since 2014.
- Tied for the NFL lead with 19 special teams tackles in 2016.
- Totaled 131 career tackles (97 solo), 1 sack & 1 INT.

**WILLIAM HAYES | 6-3 | 278**

DE 95



- Among active NFL defensive linemen, ranks tied for No. 18 in tackles (327), tied for No. 19 in games played (132) and No. 25 in sacks (35.5).
- Started 25 games in 2015-16 with the Rams.
- Acquired in a trade with L.A. Rams on 3/10.

**CHARLES HARRIS | 6-3 | 250**

DT 90



- Recorded his first career sack on critical third down in the fourth quarter of Week 5 win vs. Tennessee.
- First-round draft pick (22nd overall) out of Missouri.
- Two-time second-team All-SEC honoree.

**DAVON GODCHAUX | 6-3 | 305**

DE 56



- Forced the first fumble of his career in Week 5 vs. Tennessee.
- 2017 fifth-round pick who played in 37 collegiate games with 34 starts and recorded 145 tackles (51 solo), 12.5 sacks and two FFs at LSU.

**MIKE HULL | 6-0 | 232**

LB 45



- Started the first three games of the season.
- Totaled 19 tackles (12 solo) in his three starts, which led the team in that span.
- Finished 3rd in the NFL with 18 special teams stops in 2016.

**CHASE ALLEN | 6-3 | 250**

LB 59



- First Dolphins rookie free agent to start season opener since 1970 (LB Doug Swift) and one of three to start season openers in NFL this year.
- Was a three-year starter at Southern Illinois (2013-16).

**ALTERRAUN VERNER | 5-10 | 187**

CB 42



- Signed by the Dolphins on 7/25/17.
- Played in 118 career games with 70 starts for Tennessee (2010-13), Tampa Bay (2014-16) and Miami (2017).
- Selected to the Pro Bowl following the 2013 season.

**BOBBY McCAIN | 5-11 | 192**

CB 28



- Picked off N.Y. Jets QB Josh McCown with 47 seconds left in Week 7 to set up game-winning field goal.
- Primarily a nickel/slot cornerback.
- Played in all 40 games of his NFL career with 14 starts.

**MAURICE SMITH | 6-0 | 197**

S 27



- Saw first extended playing action on defense last week vs. Oakland and had one tackle and one pass defensed.
- Has played in four games this season.
- Undrafted rookie free agent from Georgia.



## 2017 MIAMI DOLPHINS TRANSACTIONS (as of November 6, 2017)

DATE	POS.	PLAYER/COACH	TRANSACTION	DATE	POS.	PLAYER/COACH	TRANSACTION
January 10	LB	Lamin Barrow	Signed to futures contract	May 5	DE	Cameron Malveaux	Signed as Undrafted College Free Agent
January 10	CB	Daniel Davie	Signed to futures contract	May 5	DE	Praise Martin-Oguike	Signed as Undrafted College Free Agent
January 10	G/T	Jesse Davis	Signed to futures contract	May 5	CB	Torry McTyler	Signed as Undrafted College Free Agent
January 10	QB	Brandon Doughty	Signed to futures contract	May 5	WR	Drew Morgan	Signed as Undrafted College Free Agent
January 10	RB	Storm Johnson	Signed to futures contract	May 5	WR	Francis Owusu	Signed as Undrafted College Free Agent
January 10	LB	Deon Lacey	Signed to futures contract	May 5	DE	Joby Saint Fleur	Signed as Undrafted College Free Agent
January 10	DE	Arthur Miley	Signed to futures contract	May 5	RB	De'Veon Smith	Signed as Undrafted College Free Agent
January 10	TE	Chris Pantale	Signed to futures contract	May 5	T	Eric Smith	Signed as Undrafted College Free Agent
January 10	RB	Senorise Perry	Signed to futures contract	May 5	S	Maurice Smith	Signed as Undrafted College Free Agent
January 10	T	Terry Poole	Signed to futures contract	May 5	WR	Damore'ea Stringfellow	Signed as Undrafted College Free Agent
January 10	DE	Julius Warmlesley	Signed to futures contract	May 5	LB	Raekwon McMillan	Signed (D2, '17)
January 10	LB	Brandon Watts	Signed to futures contract	May 5	CB	Cordrea Tankersley	Signed (D3, '17)
January 12	DT	Lawrence Okoye	Signed to futures contract	May 5	G	Isaac Asiata	Signed (D5a, '17)
January 12		Matt Burke	Named Defensive Coordinator	May 5	DT	Vincent Taylor	Signed (D6, '17)
January 19		Darren Rizzi	Promoted to Associate Head Coach/Sp. Teams Coord.	May 5	WR	Isaiah Ford	Signed (D7, '17)
January 19		Chris Kuper	Promoted to Assistant Offensive Line Coach	May 11	RB	Damien Williams	Signed Restricted Free Agent Tender
January 19		Frank Bush	Named Assistant Head Coach/Linebackers Coach	May 16	DT	Davon Godchaux	Signed (D5b, '17)
February 10		Josh Grizzard	Named Offensive Quality Control	May 24	DE	Charles Harris	Signed (D1, '17)
February 10		Andre Carter	Named Assistant Defensive Line Coach	June 8	WR	Mitch Mathews	Signed as FA
February 10		Chris Foerster	Promoted to Run Game Coord./Offensive Line Coach	July 21	RB	De'Veon Smith	Placed on Active/Physically Unable to Perform List
February 16	DE	Mario Williams	Released	July 21	T	Eric Smith	Placed on Active/Physically Unable to Perform List
February 16	DT	Earl Mitchell	Released	July 25	CB	Alterraun Verner	Signed as FA
February 16	CB	Ifo Ekpre-Olomu	Waived	July 25	LB	Koa Misi	Placed on Reserve/Injured List
February 18	DE	Cameron Wake	Signed Contract Extension	July 27	WR	Rashawn Scott	Placed on Active/Physically Unable to Perform List
February 21	LS	Winston Chapman	Signed as FA	July 27	S	Reshad Jones	Placed on Active/Non-Football Injury List
March 8	CB	Lafayette Pitts	Placed Exclusive Rights Tender	July 27	T	Avery Young	Placed on Active/Non-Football Injury List
March 8	C/G	Anthony Steen	Placed Exclusive Rights Tender	July 27	RB	De'Veon Smith	Activated from Active/Physically Unable to Perform List
March 8	LB	Mike Hull	Placed Exclusive Rights Tender	July 27	T	Eric Smith	Activated from Active/Physically Unable to Perform List
March 8	TE	Thomas Duarte	Placed Exclusive Rights Tender	July 30	WR	Jordan Westerkamp	Signed as FA
March 8	WR	Kenny Stills	Re-Signed	July 30	LB	Lamin Barrow	Waived/Injured
March 9	LB	Kiko Alonso	Placed First Round Restricted Free Agent Tender	Aug. 2	S	Reshad Jones	Activated from Active/Non-Football Injury List
March 9	RB	Damien Williams	Placed Original Round Restricted Free Agents Tender	Aug. 4	T	Kwayde Miller	Signed as FA
March 9	S	Michael Thomas	Placed Original Round Restricted Free Agents Tender	Aug. 4	T	Avery Young	Activated from Active/Non-Football Injury List
March 9	DE	Nick Williams	Restructured Contract	Aug. 5	T	Terry Poole	Waived
March 9	TE	Julius Thomas	Acquired by Miami in Trade (Jax.)	Aug. 5	G	Isame Faciane	Signed as FA
March 9	T	Branden Albert	Traded (Jax.)	Aug. 7	QB	Jay Cutler	Signed as FA
March 9	TE	Anthony Fasano	Signed as UFA (Ten.)	Aug. 7	DE	Arthur Miley	Waived
March 9	S	Reshad Jones	Signed Contract Extension	Aug. 12	LB	Junior Sylvestre	Signed as FA
March 10	DE	Andre Branch	Re-Signed	Aug. 12	QB	Ryan Tannehill	Placed on Reserve/Injured List
March 10	LS	John Denney	Re-Signed	Aug. 15	WR	Trey Griffey	Signed as FA
March 10	S	Isa Abdul-Quddus	Waived/Failed Physical	Aug. 15	T	Sean Hickey	Signed as FA
March 10	LB	Lawrence Timmons	Signed as UFA (Pit.)	Aug. 15	WR	Rashad Lawrence	Signed as FA
March 10	S	Nate Allen	Signed as UFA (Oak.)	Aug. 15	T	Kwayde Miller	Waived
March 10	DE	William Hayes	Acquired by Miami in Trade (LAR)	Aug. 15	WR	Francis Owusu	Waived/Injured
March 10	C/G	Ted Larsen	Signed as UFA (Chi.)	Aug. 15	WR	Jordan Westerkamp	Waived/Injury Settlement
March 16	G/T	Jermon Bushrod	Re-Signed	Aug. 18	WR	Isaiah Ford	Waived/Injured
March 21	LB	Kiko Alonso	Signed Contract Extension	Aug. 18	WR	Francis Owusu	Waived/Injury Settlement
March 22	T	Avery Young	Signed as FA	Aug. 19	LB	Rey Maualuga	Signed as FA
March 22	CB	Daniel Davie	Waived/Non-Football Injury	Aug. 26	C/G	Kraig Urbik	Released/Injury Settlement
March 31	S	T.J. McDonald	Signed as UFA (LAR)	Sept. 2	S	T.J. McDonald	Signed contract extension
March 31	DE	Dion Jordan	Waived/Failed Physical	Sept. 2	CB	Tony Lippett	Placed on Reserve/Injured List
April 5	QB	David Fales	Signed as FA	Sept. 2	LB	Raekwon McMillan	Placed on Reserve/Injured List
April 13	TE	Thomas Duarte	Signed Exclusive Rights Tender	Sept. 2	S	T.J. McDonald	Placed on Reserve/Suspended List
April 13	CB	Lafayette Pitts	Signed Exclusive Rights Tender	Sept. 2	WR	Rashawn Scott	Placed on Reserve/Physically Unable to Perform List
April 17	LB	Mike Hull	Signed Exclusive Rights Tender	Sept. 2	DE	Nick Williams	Released
April 17	C/G	Anthony Steen	Signed Exclusive Rights Tender	Sept. 2	T	Sam Young	Released
April 17	S	Michael Thomas	Signed Restricted Free Agent Tender	Sept. 2	LB	Neville Hewitt	Waived/Injured
April 27	DE	Charles Harris	Selected in NFL draft - D1, '17	Sept. 2	LB	Brandon Watts	Waived/Injured
April 28	LB	Raekwon McMillan	Selected in NFL draft - D2, '17	Sept. 2	LS	Winston Chapman	Waived
April 28	CB	Cordrea Tankersley	Selected in NFL draft - D3, '17	Sept. 2	P	Matt Darr	Waived
April 29	G	Isaac Asiata	Selected in NFL draft - D5a, '17	Sept. 2	QB	Brandon Doughty	Waived
April 29	DT	Davon Godchaux	Selected in NFL draft - D5b, '17	Sept. 2	TE	Thomas Duarte	Waived
April 29	DT	Vincent Taylor	Selected in NFL draft - D6, '17	Sept. 2	G	Isame Faciane	Waived
April 29	WR	Isaiah Ford	Selected in NFL draft - D7, '17	Sept. 2	QB	David Fales	Waived
May 1	T	Ja'Wuan James	Team Exercises Fifth-Year Option	Sept. 2	WR	Trey Griffey	Waived
May 5	LB	Chase Allen	Signed as Undrafted College Free Agent	Sept. 2	S	A.J. Hendy	Waived
May 5	P	Matt Haack	Signed as Undrafted College Free Agent	Sept. 2	T	Sean Hickey	Waived
May 5	CB	Larry Hope	Signed as Undrafted College Free Agent	Sept. 2	CB	Larry Hope	Waived
May 5	WR	Malcolm Lewis	Signed as Undrafted College Free Agent	Sept. 2	RB	Storm Johnson	Waived



## 2017 MIAMI DOLPHINS TRANSACTIONS (as of November 6, 2017)

DATE	POS.	PLAYER/COACH	TRANSACTION
Sept. 2	LB	Deon Lacey	Waived
Sept. 2	WR	Rashad Lawrence	Waived
Sept. 2	WR	Malcolm Lewis	Waived
Sept. 2	CB	Jordan Lucas	Waived
Sept. 2	DE	Cameron Malveaux	Waived
Sept. 2	DE	Praise Martin-Oguike	Waived
Sept. 2	WR	Mitch Mathews	Waived
Sept. 2	WR	Drew Morgan	Waived
Sept. 2	DT	Lawrence Okoye	Waived
Sept. 2	TE	Chris Pantale	Waived
Sept. 2	CB	Lafayette Pitts	Waived
Sept. 2	DE	Joby Saint Fleur	Waived
Sept. 2	RB	De'Veon Smith	Waived
Sept. 2	WR	Damore'ea Stringellow	Waived
Sept. 2	LB	Junior Sylvestre	Waived
Sept. 2	DE	Julius Warmesley	Waived
Sept. 2	T	Avery Young	Waived
Sept. 3	K	Cody Parkey	Acquired from waivers (Cle.)
Sept. 3	LB	Justin March-Lillard	Acquired from waivers (K.C.)
Sept. 3	K	Andrew Franks	Waived
Sept. 3	LB	Trevor Reilly	Waived
Sept. 3	QB	Brandon Doughty	Signed to practice squad
Sept. 3	TE	Thomas Duarte	Signed to practice squad
Sept. 3	T	Sean Hickey	Signed to practice squad
Sept. 3	WR	Malcolm Lewis	Signed to practice squad
Sept. 3	CB	Jordan Lucas	Signed to practice squad
Sept. 3	DE	Cameron Malveaux	Signed to practice squad
Sept. 3	WR	Drew Morgan	Signed to practice squad
Sept. 3	RB	De'Veon Smith	Signed to practice squad
Sept. 4	C/G	Ted Larsen	Placed on Reserve/Injured List
Sept. 4	T	Sam Young	Signed as FA
Sept. 4	DT	Gabe Wright	Signed to practice squad
Sept. 4	LB	Trevor Reilly	Signed to practice squad
Sept. 19	LB	Lawrence Timmons	Placed on Reserve/Suspended by Club List
Sept. 19	LB	Stephone Anthony	Acquired by Miami in Trade (NO)
Sept. 26	LB	Lawrence Timmons	Reinstated
Sept. 26	LB	Justin March-Lillard	Waived
Oct. 3	T	Eric Smith	Placed on Reserve/Injured List
Oct. 3	CB/S	Jordan Lucas	Signed to Active Roster from Practice Squad
Oct. 3	WR	Kolby Listenbee	Signed to practice squad
Oct. 9		Chris Foerster	Resigned
Oct. 9	LB	Neville Hewitt	Signed to practice squad
Oct. 9	LB	Trevor Reilly	Released from practice squad
Oct. 11		Dave DeGuglielmo	Named Senior Offensive Assistant
Oct. 24	CB	Byron Maxwell	Released
Oct. 24	QB	David Fales	Signed as FA
Oct. 31	RB	Jay Ajayi	Traded to Philadelphia
Oct. 31	WR	Rashawn Scott	Activated off Reserve/Physically Unable to Perform List
Oct. 31	S	Nate Allen	Placed on Reserve/Injured List
Oct. 31	C/G	Anthony Steen	Placed on Reserve/Injured List
Nov. 4	C/G	Ted Larsen	Activated off Reserve/Injured List



## 2017 MIAMI DOLPHINS NUMERICAL ROSTER

(as of November 6, 2017 - visit Dolphins.com for most up-to-date roster)

No.	Name	Pos.	Ht.	Wt.	Birthdate	Exp.	College	Hometown	How Acq.	Date Placed
1	Cody Parkey	K	6-0	190	2/19/92	3	Auburn '14	Jupiter, Fla.	Wai., '17 (Cle.)	
6	Jay Cutler	QB	6-3	231	4/29/83	12	Vanderbilt '06	Santa Claus, Ind.	FA, '17	
8	Matt Moore	QB	6-3	219	8/9/84	11	Oregon State '07	Newhall, Calif.	UFA, '11 (Car.)	
9	David Fales	QB	6-2	213	10/4/90	3	San Jose State '14	Salinas, Calif.	FA, '17	
10	Kenny Stills	WR	6-1	196	4/22/92	5	Oklahoma '13	Carlsbad, Calif.	T, '15 (N.O.)	
11	DeVante Parker	WR	6-3	212	1/20/93	3	Louisville '15	Louisville, Ky.	D1, '15	
14	Jarvis Landry	WR	5-11	208	11/28/92	4	LSU '14	Lutcher, La.	D2, '14	
16	Matt Haack	P	6-0	205	7/25/94	R	Arizona State '17	West Des Moines, Iowa	FA, '17	
19	Jakeem Grant	WR	5-7	169	10/30/92	2	Texas Tech '16	Mesquite, Texas	D6a, '16	
20	Reshad Jones	S	6-1	223	2/25/88	8	Georgia '10	Atlanta, Ga.	D5b, '10	
21	Jordan Lucas	CB/S	6-0	202	8/2/93	2	Penn State '16	New Rochelle, N.Y.	D6b, '16	
25	Xavier Howard	CB	6-1	196	7/4/93	2	Baylor '16	Houston, Texas	D2, '16	
26	Damien Williams	RB	5-11	224	4/3/92	4	Oklahoma '14	San Diego, Calif.	FA, '14	
27	Maurice Smith	S	6-0	197	6/14/95	R	Georgia '17	Sugar Land, Texas	FA, '17	
28	Bobby McCain	CB	5-11	192	8/18/93	3	Memphis '15	Oxford, Ala.	D5a, '15	
30	Cordrea Tankersley	CB	6-1	196	11/19/93	R	Clemson '17	Beech Island, S.C.	D3, '17	
31	Michael Thomas	S	5-11	195	3/17/90	5	Stanford '12	Houston, Texas	FA, '13	
32	Kenyan Drake	RB	6-1	211	1/26/94	2	Alabama '16	Powder Springs, Ga.	D3a, '16	
33	Torry McTyer	CB	5-11	184	4/10/95	R	UNLV '17	Los Angeles, Calif.	FA, '17	
34	Senorise Perry	RB	6-0	210	9/19/91	3	Louisville '14	Summerville, Ga.	FA, '16	
35	Walt Aikens	CB/S	6-1	212	6/19/91	4	Liberty '14	Charlotte, N.C.	D4, '14	
42	Alterraun Verner	CB	5-10	187	12/13/88	8	UCLA '10	Orange, Calif.	FA, '17	
44	Stephone Anthony	LB	6-3	245	7/28/92	3	Clemson '15	Polkton, N.C.	T, '17 (NO)	
45	Mike Hull	LB	6-0	232	5/25/91	2	Penn State '15	Cononsburg, Pa.	FA, '15	
47	Kiko Alonso	LB	6-3	233	8/14/90	5	Oregon '13	Los Gatos, Calif.	T, '16 (Phi.)	
48	MarQueis Gray	TE	6-4	263	11/7/89	5	Minnesota '13	Indianapolis, Ind.	FA, '16	
50	Andre Branch	DE	6-5	263	7/14/89	6	Clemson '12	Richmond, Va.	UFA, '16 (Jax.)	
51	Mike Pounceux	C	6-5	298	7/24/89	7	Florida '11	Lakeland, Fla.	D1, '11	
56	Davon Godchaux	DT	6-3	305	11/11/94	R	LSU '17	Plaquemine, La.	D5b, '17	
58	Rey Mauluga	LB	6-2	258	1/20/87	9	USC '09	Eureka, Calif.	FA, '17	
59	Chase Allen	LB	6-3	250	8/29/93	R	Southern Illinois '17	Belleville, Ill.	FA, '17	
62	Ted Larsen	C/G	6-3	320	6/13/87	8	NC State '10	Palm Harbor, Fla.	UFA, '17 (Chi.)	
64	Jake Brendel	C	6-4	299	9/10/92	2	UCLA '16	Plano, Texas	FA, '16	
67	Laremy Tunsil	T	6-5	318	8/2/94	2	Mississippi '16	Lake City, Fla.	D1, '16	
68	Isaac Asiata	G	6-3	341	12/29/92	R	Utah '17	Spanish Fork, Utah	D5a, '17	
70	Ja'Wuan James	T	6-6	307	6/3/92	4	Tennessee '14	Suwanee, Ga.	D1, '14	
74	Jermon Bushrod	G/T	6-5	318	8/19/84	11	Towson '07	King George, Va.	FA, '16	
77	Jesse Davis	G/T	6-6	321	9/15/91	1	Idaho '16	Asotin, Wash.	FA, '17	
78	Terrence Fede	DE	6-4	267	11/19/91	4	Marist '14	Nyack, N.Y.	D7, '14	
79	Sam Young	T	6-8	306	6/24/87	8	Notre Dame '10	Coral Springs, Fla.	UFA, '16 (Jax.)	
80	Anthony Fasano	TE	6-4	258	4/20/84	12	Notre Dame '06	Verona, N.J.	UFA, '17 (Ten.)	
87	Rashawn Scott	WR	6-0	199	1/29/92	2	Miami (FL) '16	Melbourne, Fla.	FA, '16	
88	Leonte Carroo	WR	6-1	215	1/24/94	2	Rutgers '16	Edison, N.J.	D3b, '16	
89	Julius Thomas	TE	6-5	262	6/27/88	7	Portland State '11	Stockton Calif.	T, '17 (Jax.)	
90	Charles Harris	DE	6-3	250	3/6/95	R	Missouri '17	Kansas City, Mo.	D1, '17	
91	Cameron Wake	DE	6-3	263	1/30/82	9	Penn State '05	Hyattsville, Md.	FA, '09	
92	John Denney	LS	6-5	242	12/13/78	13	Brigham Young '05	Thornton, Colo.	FA, '05	
93	Ndamukong Suh	DT	6-4	305	1/6/87	8	Nebraska '10	Portland, Ore.	UFA, '15 (Det.)	
94	Lawrence Timmons	LB	6-1	242	5/14/86	11	Florida State '07	Florence, S.C.	UFA, '17 (Pit.)	
95	William Hayes	DE	6-3	278	5/2/85	10	Winston-Salem St. '08	High Point, N.C.	T, '17 (LAR)	
96	Vincent Taylor	DT	6-3	296	1/5/94	R	Oklahoma State '17	San Antonio, Texas	D6, '17	
97	Jordan Phillips	DT	6-6	333	9/21/92	3	Oklahoma '15	Wichita, Kan.	D2, '15	
<b>RESERVE/INJURED</b>										
15	Isaiah Ford	WR	6-2	195	2/9/96	R	Virginia Tech '17	Jacksonville, Fla.	D7, '17	8/19/17
17	Ryan Tannehill	QB	6-4	216	7/27/88	6	Texas A&M '12	Big Spring, Texas	D1, '12	8/12/17
29	Nate Allen	S	6-1	214	11/30/87	8	South Florida '10	Cape Coral, Fla.	UFA, '17 (Oak.)	10/31/17
36	Tony Lippett	CB	6-3	192	7/2/92	3	Michigan State '15	Detroit, Mich.	D5d, '15	9/2/17
49	Lamin Barrow	LB	6-2	235	11/29/90	4	LSU '14	Marrero, La.	FA, '17	7/31/17
52	Raekwon McMillan	LB	6-2	248	11/17/95	R	Ohio State '17	Hinesville, Ga.	D2, '17	9/2/17
55	Koa Misi	LB	6-3	265	1/17/87	8	Utah '10	Santa Rosa, Calif.	D2, '10	7/25/17
65	Anthony Steen	C/G	6-4	320	5/9/90	2	Alabama '14	Clarksdale, Miss.	FA, '16	10/31/17
72	Eric Smith	T	6-4	321	9/2/95	R	Virginia '17	Decatur, Ga.	FA, '17	10/3/17
<b>RESERVE/SUSPENDED</b>										
22	T.J. McDonald	S	6-2	223	1/26/91	5	USC '13	Fresno, Calif.	UFA, '17 (LAR)	
<b>PRACTICE SQUAD</b>										
7	Brandon Doughty	QB	6-3	212	10/6/91	1	Western Kentucky '16	Davie, Fla.	D7a, '16	
18	Malcolm Lewis	WR	5-10	194	10/27/93	R	Miami (FL) '17	Miramar, Fla.	FA, '17	
38	De'Veon Smith	RB	5-11	221	11/8/94	R	Michigan '17	Warren, Ohio	FA, '17	
46	Neville Hewitt	LB	6-2	234	4/6/93	3	Marshall '15	Conyers, Ga.	FA, '15	
63	Sean Hickey	T	6-6	306	9/29/91	1	Syracuse '15	Murrysville, Pa.	FA, '17	
75	Cameron Malveaux	DE	6-5	276	8/22/94	R	Houston '17	Beaumont, Texas	FA, '17	
81	Drew Morgan	WR	6-0	187	12/2/94	R	Arkansas '17	Greenwood, Ark.	FA, '17	
82	Kolby Listenbee	WR	6-0	183	1/25/94	1	TCU '16	Arlington, Texas	FA, '17	
83	Thomas Duarte	TE	6-2	244	3/30/95	2	UCLA '16	Fullerton, Calif.	D7b, '16	
98	Gabe Wright	DT	6-3	305	4/3/92	3	Auburn '15	Columbus, Ga.	FA, '17	



## 2017 MIAMI DOLPHINS ALPHABETICAL ROSTER

(as of November 6, 2017 - visit Dolphins.com for most up-to-date roster)

No.	Name	Pos.	Ht.	Wt.	Birthdate	Exp.	College	Hometown	How Acq.	Date Placed
35	Aikens, Walt	CB/S	6-1	212	6/19/91	4	Liberty '14	Charlotte, N.C.	D4, '14	
59	Allen, Chase	LB	6-3	250	8/29/93	R	Southern Illinois '17	Belleville, Ill.	FA, '17	
47	Alonso, Kiko	LB	6-3	233	8/14/90	5	Oregon '13	Los Gatos, Calif.	T, '16 (Phi.)	
44	Anthony, Stephone	LB	6-3	245	7/28/92	3	Clemson '15	Polkton, N.C.	T, '17 (NO)	
68	Asiata, Isaac	G	6-3	341	12/29/92	R	Utah '17	Spanish Fork, Utah	D5a, '17	
50	Branch, Andre	DE	6-5	263	7/14/89	6	Clemson '12	Richmond, Va.	UFA, '16 (Jax.)	
64	Brendel, Jake	C	6-4	299	9/10/92	2	UCLA '16	Plano, Texas	FA, '16	
74	Bushrod, Jermon	G/T	6-5	318	8/19/84	11	Towson '07	King George, Va.	FA, '16	
88	Carroo, Leonte	WR	6-1	215	1/24/94	2	Rutgers '16	Edison, N.J.	D3b, '16	
6	Cutler, Jay	QB	6-3	231	4/29/83	12	Vanderbilt '06	Santa Claus, Ind.	FA, '17	
77	Davis, Jesse	G/T	6-6	321	9/15/91	1	Idaho '16	Asotin, Wash.	FA, '17	
92	Denney, John	LS	6-5	242	12/13/78	13	Brigham Young '05	Thornton, Colo.	FA, '05	
32	Drake, Kenyan	RB	6-1	211	1/26/94	2	Alabama '16	Powder Springs, Ga.	D3a, '16	
9	Fales, David	QB	6-2	213	10/4/90	3	San Jose State '14	Salinas, Calif.	FA, '17	
80	Fasano, Anthony	TE	6-4	258	4/20/84	12	Notre Dame '06	Verona, N.J.	UFA, '17 (Ten.)	
78	Fede, Terrence	DE	6-4	267	11/19/91	4	Marist '14	Nyack, N.Y.	D7, '14	
56	Godchaux, Davon	DT	6-3	305	11/11/94	R	LSU '17	Plaquemine, La.	D5b, '17	
19	Grant, Jakeem	WR	5-7	169	10/30/92	2	Texas Tech '16	Mesquite, Texas	D6a, '16	
48	Gray, MarQueis	TE	6-4	263	11/7/89	5	Minnesota '13	Indianapolis, Ind.	FA, '16	
16	Haack, Matt	P	6-0	205	7/25/94	R	Arizona State '17	West Des Moines, Iowa	FA, '17	
90	Harris, Charles	DE	6-3	250	3/6/95	R	Missouri '17	Kansas City, Mo.	D1, '17	
95	Hayes, William	DE	6-3	278	5/2/85	10	Winston-Salem St. '08	High Point, N.C.	T, '17 (LAR)	
25	Howard, Xavien	CB	6-1	196	7/4/93	2	Baylor '16	Houston, Texas	D2, '16	
45	Hull, Mike	LB	6-0	232	5/25/91	2	Penn State '15	Cononsburg, Pa.	FA, '15	
70	James, Ja'Wuan	T	6-6	307	6/3/92	4	Tennessee '14	Suwanee, Ga.	D1, '14	
20	Jones, Reshad	S	6-1	223	2/25/88	8	Georgia '10	Atlanta, Ga.	D5b, '10	
14	Landry, Jarvis	WR	5-11	208	11/28/92	4	LSU '14	Lutcher, La.	D2, '14	
62	Larsen, Ted	C/G	6-3	320	6/13/87	8	NC State '10	Palm Harbor, Fla.	UFA, '17 (Chi.)	
21	Lucas, Jordan	CB/S	6-0	202	8/2/93	2	Penn State '16	New Rochelle, N.Y.	D6b, '16	
58	Mauluga, Rey	LB	6-2	258	1/20/87	9	USC '09	Eureka, Calif.	FA, '17	
28	McCain, Bobby	CB	5-11	192	8/18/93	3	Memphis '15	Oxford, Ala.	D5a, '15	
33	McTyer, Torry	CB	5-11	184	4/10/95	R	UNLV '17	Los Angeles, Calif.	FA, '17	
8	Moore, Matt	QB	6-3	219	8/9/84	11	Oregon State '07	Newhall, Calif.	UFA, '11 (Car.)	
11	Parker, DeVante	WR	6-3	212	1/20/93	3	Louisville '15	Louisville, Ky.	D1, '15	
1	Parkey, Cody	K	6-0	190	2/19/92	3	Auburn '14	Jupiter, Fla.	Wai., '17 (Cle.)	
34	Perry, Seniorise	RB	6-0	210	9/19/91	3	Louisville '14	Summerville, Ga.	FA, '16	
97	Phillips, Jordan	DT	6-6	333	9/21/92	3	Oklahoma '15	Wichita, Kan.	D2, '15	
51	Pouncey, Mike	C	6-5	298	7/24/89	7	Florida '11	Lakeland, Fla.	D1, '11	
87	Scott, Rashawn	WR	6-0	199	1/29/92	2	Miami (FL) '16	Melbourne, Fla.	FA, '16	
27	Smith, Maurice	S	6-0	197	6/14/95	R	Georgia '17	Sugar Land, Texas	FA, '17	
10	Stills, Kenny	WR	6-1	196	4/22/92	5	Oklahoma '13	Carlsbad, Calif.	T, '15 (N.O.)	
93	Suh, Ndamukong	DT	6-4	305	1/6/87	8	Nebraska '10	Portland, Ore.	UFA, '15 (Det.)	
30	Tankersley, Cordrea	CB	6-1	196	11/19/93	R	Clemson '17	Beech Island, S.C.	D3, '17	
96	Taylor, Vincent	DT	6-3	296	1/5/94	R	Oklahoma State '17	San Antonio, Texas	D6, '17	
89	Thomas, Julius	TE	6-5	262	6/27/88	7	Portland State '11	Stockton Calif.	T, '17 (Jax.)	
31	Thomas, Michael	S	5-11	195	3/17/90	5	Stanford '12	Houston, Texas	FA, '13	
94	Timmons, Lawrence	LB	6-1	242	5/14/86	11	Florida State '07	Florence, S.C.	UFA, '17 (Pit.)	
67	Tunsil, Laremy	T	6-5	318	8/2/94	2	Mississippi '16	Lake City, Fla.	D1, '16	
42	Verner, Alterraun	CB	5-10	187	12/13/88	8	UCLA '10	Orange, Calif.	FA, '17	
91	Wake, Cameron	DE	6-3	263	1/30/82	9	Penn State '05	Hyattsville, Md.	FA, '09	
26	Williams, Damien	RB	5-11	224	4/3/92	4	Oklahoma '14	San Diego, Calif.	FA, '14	
79	Young, Sam	T	6-8	306	6/24/87	8	Notre Dame '10	Coral Springs, Fla.	UFA, '16 (Jax.)	
<b>RESERVE/INJURED</b>										
29	Allen, Nate	S	6-1	214	11/30/87	8	South Florida '10	Cape Coral, Fla.	UFA, '17 (Oak.)	10/31/17
49	Barrow, Lamin	LB	6-2	235	11/29/90	4	LSU '14	Marrero, La.	FA, '17	7/31/17
15	Ford, Isaiah	WR	6-2	195	2/9/96	R	Virginia Tech '17	Jacksonville, Fla.	D7, '17	8/19/17
36	Lippett, Tony	CB	6-3	192	7/2/92	3	Michigan State '15	Detroit, Mich.	D5d, '15	9/2/17
52	McMillan, Raekwon	LB	6-2	248	11/17/95	R	Ohio State '17	Hinesville, Ga.	D2, '17	9/2/17
55	Misi, Koa	LB	6-3	265	1/17/87	8	Utah '10	Santa Rosa, Calif.	D2, '10	7/25/17
72	Smith, Eric	T	6-4	321	9/2/95	R	Virginia '17	Decatur, Ga.	FA, '17	10/3/17
65	Steen, Anthony	C/G	6-4	320	5/9/90	2	Alabama '14	Clarksdale, Miss.	FA, '16	10/31/17
17	Tannehill, Ryan	QB	6-4	216	7/27/88	6	Texas A&M '12	Big Spring, Texas	D1, '12	8/12/17
<b>RESERVE/SUSPENDED</b>										
22	McDonald, T.J.	S	6-2	223	1/26/91	5	USC '13	Fresno, Calif.	UFA, '17 (LAR)	
<b>PRACTICE SQUAD</b>										
7	Doughty, Brandon	QB	6-3	212	10/6/91	1	Western Kentucky '16	Davie, Fla.	D7a, '16	
83	Duarte, Thomas	TE	6-2	244	3/30/95	2	UCLA '16	Fullerton, Calif.	D7b, '16	
46	Hewitt, Neville	LB	6-2	234	4/6/93	3	Marshall '15	Conyers, Ga.	FA, '15	
63	Hickey, Sean	T	6-6	306	9/29/91	1	Syracuse '15	Murrysville, Pa.	FA, '17	
18	Lewis, Malcolm	WR	5-10	194	10/27/93	R	Miami (FL) '17	Miramar, Fla.	FA, '17	
82	Listenbee, Kolby	WR	6-0	183	1/25/94	1	TCU '16	Arlington, Texas	FA, '17	
75	Malveaux, Cameron	DE	6-5	276	8/22/94	R	Houston '17	Beaumont, Texas	FA, '17	
81	Morgan, Drew	WR	6-0	187	12/2/94	R	Arkansas '17	Greenwood, Ark.	FA, '17	
38	Smith, De'Veon	RB	5-11	221	11/8/94	R	Michigan '17	Warren, Ohio	FA, '17	
98	Wright, Gabe	DT	6-3	305	4/3/92	3	Auburn '15	Columbus, Ga.	FA, '17	



## 2017 MIAMI DOLPHINS POSITIONAL ROSTER / PRONUNCIATIONS (as of Nov. 6, 2017)

### OFFENSE (24)

#### QUARTERBACKS (3)

NO	NAME	POS	HT	WT	DOB	EXP	COLLEGE
6	Cutler, Jay	QB	6-3	231	4/29/83	12	Vanderbilt '06
8	Moore, Matt	QB	6-3	219	8/9/84	11	Oregon State '07
9	Fales, David	QB	6-2	213	10/4/90	3	San Jose State '14

#### RUNNING BACKS (3)

NO	NAME	POS	HT	WT	DOB	EXP	COLLEGE
26	Williams, Damien	RB	5-11	224	4/3/92	4	Oklahoma '14
32	Drake, Kenyan	RB	6-1	211	1/26/94	2	Alabama '16
34	Perry, Seniorise	RB	6-0	210	9/19/91	3	Louisville '14

#### WIDE RECEIVERS (6)

NO	NAME	POS	HT	WT	DOB	EXP	COLLEGE
10	Stills, Kenny	WR	6-1	196	4/22/92	5	Oklahoma '13
11	Parker, DeVante	WR	6-3	212	1/20/93	3	Louisville '15
14	Landry, Jarvis	WR	5-11	208	11/28/92	4	LSU '14
19	Grant, Jakeem	WR	5-7	169	10/30/92	2	Texas Tech '16
87	Scott, Rashawn	WR	6-0	199	1/29/92	2	Miami (FL) '16
88	Carroo, Leonte	WR	6-1	215	1/24/94	2	Rutgers '16

#### TIGHT ENDS (3)

NO	NAME	POS	HT	WT	DOB	EXP	COLLEGE
48	Gray, MarQueis	TE	6-4	263	11/7/89	5	Minnesota '13
80	Fasano, Anthony	TE	6-4	258	4/20/84	12	Notre Dame '06
89	Thomas, Julius	TE	6-5	262	6/27/88	7	Portland State '11

#### OFFENSIVE LINEMEN (9)

NO	NAME	POS	HT	WT	DOB	EXP	COLLEGE
51	Pouncey, Mike	C	6-5	298	7/24/89	7	Florida '11
62	Larsen, Ted	C/G	6-3	320	6/13/87	8	NC State '10
64	Brendel, Jake	C	6-4	299	9/10/92	2	UCLA '16
67	Tunsil, Laremy	T	6-5	318	8/2/94	2	Mississippi '16
68	Asiata, Isaac	G	6-3	341	12/29/92	R	Utah '17
70	James, Ja'Wuan	T	6-6	307	6/3/92	4	Tennessee '14
74	Bushrod, Jermon	G/T	6-5	318	8/19/84	11	Towson '07
77	Davis, Jesse	G/T	6-6	321	9/15/91	1	Idaho '16
79	Young, Sam	T	6-8	306	6/24/87	8	Notre Dame '10

### RESERVE/SUSPENDED (1)

NO	NAME	POS	HT	WT	DOB	EXP	COLLEGE
22	McDonald, T.J.	S	6-2	223	1/26/91	5	USC '13

### RESERVE/INJURED (8)

NO	NAME	POS	HT	WT	DOB	EXP	COLLEGE
15	Ford, Isaiah	WR	6-2	195	2/9/96	R	Virginia Tech '17
17	Tannehill, Ryan	QB	6-4	216	7/27/88	6	Texas A&M '12
29	Allen, Nate	S	6-1	214	11/30/87	8	South Florida '10
36	Lippett, Tony	CB	6-3	192	7/2/92	3	Michigan State '15
49	Barrow, Lamin	LB	6-2	235	11/29/90	4	LSU '14
52	McMillan, Raekwon	LB	6-2	248	11/17/95	R	Ohio State '17
55	Misi, Koa	LB	6-3	265	1/17/87	8	Utah '10
65	Steen, Anthony	C/G	6-4	320	5/9/90	2	Alabama '14
72	Smith, Eric	T	6-4	321	9/2/95	R	Virginia '17

### DEFENSE (25)

#### DEFENSIVE LINEMEN (9)

NO	NAME	POS	HT	WT	DOB	EXP	COLLEGE
50	Branch, Andre	DE	6-5	263	7/14/89	6	Clemson '12
56	Godchaux, Davon	DT	6-3	305	11/11/94	R	LSU '17
78	Fede, Terrence	DE	6-4	267	11/19/91	4	Marist '14
90	Harris, Charles	DE	6-3	250	3/6/95	R	Missouri '17
91	Wake, Cameron	DE	6-3	263	1/30/82	9	Penn State '05
93	Suh, Ndamukong	DT	6-4	305	1/6/87	8	Nebraska '10
95	Hayes, William	DE	6-3	278	5/2/85	10	Winston-Salem St. '08
96	Taylor, Vincent	DT	6-3	296	1/5/94	R	Oklahoma State '17
97	Phillips, Jordan	DT	6-6	333	9/21/92	3	Oklahoma '15

#### LINEBACKERS (6)

NO	NAME	POS	HT	WT	DOB	EXP	COLLEGE
44	Anthony, Stephone	LB	6-3	245	7/28/92	3	Clemson '15
45	Hull, Mike	LB	6-0	232	5/25/91	2	Penn State '15
47	Alonso, Kiko	LB	6-3	233	8/14/90	5	Oregon '13
58	Mauluga, Rey	LB	6-2	258	1/20/87	9	USC '09
59	Allen, Chase	LB	6-3	250	8/29/93	R	Southern Illinois '17
94	Timmons, Lawrence	LB	6-1	242	5/14/86	11	Florida State '07

#### DEFENSIVE BACKS (10)

NO	NAME	POS	HT	WT	DOB	EXP	COLLEGE
20	Jones, Reshad	S	6-1	223	2/25/88	8	Georgia '10
21	Lucas, Jordan	CB/S	6-0	202	8/2/93	2	Penn State '16
25	Howard, Xavier	CB	6-1	196	7/4/93	2	Baylor '16
27	Smith, Maurice	S	6-0	197	6/14/95	R	Georgia '17
28	McCain, Bobby	CB	5-11	192	8/18/93	3	Memphis '15
30	Tankersley, Cordrea	CB	6-1	196	11/19/93	R	Clemson '17
31	Thomas, Michael	S	5-11	195	3/17/90	5	Stanford '12
33	McTyer, Torry	CB	5-11	184	4/10/95	R	UNLV '17
35	Aikens, Walt	CB/S	6-1	212	6/19/91	4	Liberty '14
42	Verner, Alterraun	CB	5-10	187	12/13/88	8	UCLA '10

### SPECIALISTS (3)

NO	NAME	POS	HT	WT	DOB	EXP	COLLEGE
1	Parkey, Cody	K	6-0	190	2/19/92	3	Auburn '14
16	Haack, Matt	P	6-0	205	7/25/94	R	Arizona State '17
92	Denney, John	LS	6-5	242	12/13/78	13	Brigham Young '05

### PRACTICE SQUAD (10)

NO	NAME	POS	HT	WT	DOB	EXP	COLLEGE
7	Doughty, Brandon	QB	6-3	212	10/6/91	1	Western Kentucky '16
18	Lewis, Malcolm	WR	5-10	194	10/27/93	R	Miami (FL) '17
38	Smith, De'Veon	RB	5-11	221	11/8/94	R	Michigan '17
46	Hewitt, Neville	LB	6-2	234	4/6/93	3	Marshall '15
63	Hickey, Sean	T	6-6	306	9/29/91	1	Syracuse '15
75	Malveaux, Cameron	DE	6-5	276	8/22/94	R	Houston '17
81	Morgan, Drew	WR	6-0	187	12/2/94	R	Arkansas '17
82	Listenbee, Kolby	WR	6-0	183	1/25/94	1	TCU '16
83	Duarte, Thomas	TE	6-2	244	3/30/95	2	UCLA '16
98	Wright, Gabe	DT	6-3	305	4/3/92	3	Auburn '15

## PRONUNCIATION GUIDE

PLAYER	PHONETICALLY	PLAYER	PHONETICALLY	COACH/STAFF	PHONETICALLY
LB Stephone Anthony	steh-FAHN	CB Xavier Howard	EX-ay-vee-n	Lou Anarumo	aann-UH-room-OH
G Isaac Asiata	Ah-see-ah-ta	T Ja'Wuan James	JUH-Wan	Joe Cimino	Chu-MEAN-oh
G/T Jermon Bushrod	JURR-mahn	LB Rey Mauluga	RAY mah-ah-LOO-guh	Dave DeGuglielmo	day-GHOUL-yeell-mo
WR Leonte Carroo	LEON-tay Cuh-ROO	RB Seniorise Perry	Suh-norris	Josh Grizzard	Josh-ARD
QB David Fales	Rhymes with NAILS	C Mike Pouncey	POUNCE-ee	Naohisa Inoue	Now-HE-Sa, IN-ew-way
DE Terrence Fede	Fuh-DAY	DT Ndamukong Suh	En-dom-ah-ken Soo	Daronte Jones	DUH-rawn-tay
DT Davon Godchaux	Duh-VAHN GOD-chaw	CB Cordrea Tankersley	coh-DRAY	Chris Kuper	KOO-pehr
TE MarQueis Gray	Mar-KWEES	G/T Laremy Tunsil	LAIR-uh-mee TUHN-suhl	Marwan Maalouf	mah-LOOF
P Matt Haack	HAWK	CB Alterraun Verner	AL-ter-on	Dave Puloka	Puh-LOH-kuh



## 2017 MIAMI DOLPHINS - HOW THEY WERE ACQUIRED (as of November 6, 2017)

	DRAFT (20)	TRADES (5)	WAIVERS (1)	FREE AGENTS (26)
2005				LS John Denney
2009				DE Cameron Wake
2010	S Reshad Jones (5b)			
2011	C Mike Pouncey (1)			QB Matt Moore (Car.)
2012				
2013				S Michael Thomas
2014	T Ja'Wuan James (1) WR Jarvis Landry (2) CB/S Walt Aikens (4) DE Terrence Fede (7)			RB Damien Williams
2015	WR DeVante Parker (1) DT Jordan Phillips (2) CB Bobby McCain (5a)	WR Kenny Stills (N.O.)		LB Mike Hull DT Ndamukong Suh (Det.)
2016	T Laremy Tunsil (1) CB Xavien Howard (2) RB Kenyan Drake (3a) WR Leonte Carroo (3b) WR Jakeem Grant (6a) CB/S Jordan Lucas (6b)	LB Kiko Alonso (Phi.)		DE Andre Branch (Jax.) C Jake Brendel G/T Jermon Bushrod TE MarQueis Gray RB Senorise Perry WR Rashawn Scott T Sam Young
2017	DE Charles Harris (1) CB Cordrea Tankersley (3) G Isaac Asiata (5a) DT Davon Godchaux (5b) DT Vincent Taylor (6)	LB Stephone Anthony (NO) DE William Hayes (LAR) TE Julius Thomas (Jax.)	K Cody Parkey (Cle.)	LB Chase Allen QB Jay Cutler G/T Jesse Davis QB David Fales TE Anthony Fasano (Ten.) P Matt Haack C/G Ted Larsen (Chi.) LB Rey Mauluga CB Torry McTyer S Maurice Smith LB Lawrence Timmons (Pit.) CB Alterraun Verner



## 2017 GAME RECAPS

# WEEK 2

SEPT. 17, 2017 | CARSON, CALIF.  
STUBHUB CENTER  
ATTENDANCE: 25,381 | TV: CBS

### SCORING SUMMARY

**MIAMI 19**

**L.A. CHARGERS 17**

	1	2	3	4	F
Miami	3	0	10	6	19
L.A. Chargers	0	10	7	0	17

In their long-awaited season debut, the Dolphins pulled off a remarkable fourth-quarter victory.

Cody Parkey's fourth field goal of the game, a 54-yarder with 1:05 remaining, gave the Dolphins a 19-17 victory against the Los Angeles Chargers at StubHub Center. Parkey, claimed off waivers from Cleveland on Sept. 3, improved to 6-for-6 in his career on field goals of 50 yards or longer.

The Dolphins clinched the victory on defense when Younghoe Koo missed a 44-yard field goal attempt with five seconds left.

Parkey's winning kick capped a 15-yard scoring drive after the Dolphins defense made a stop and Jakeem Grant had a 14-yard punt return. Jay Ajayi, who picked up where he left off last season by rushing for over 100 yards, started the drive with a 10-yard run.

Parkey earlier kicked field goals of 30, 28 and 35 yards, and Jay Cutler threw a 29-yard touchdown pass to Kenny Stills in his first game in a Dolphins uniform.

Antonio Gates for the Chargers on a 17-yard touchdown pass, which helped him set an NFL record for tight ends with his 112th career touchdown. Melvin Gordon scored on a 1-yard run and Younghoe Koo kicked a field goal in the first half.

Both offenses picked up considerably in the second half, starting with the Dolphins taking the opening drive 75 yards for the Stills touchdown that tied the score 10-10.

The drive began with an 11-yard pass to Landry and ended when Cutler rolled right and threw on the move to Stills, who beat linebacker Jatavis Brown in the end zone.

### SCORING DRIVES

TEAM	QTR	TIME	PLAY (EXTRA POINT) (DRIVE INFO)	MIA	LAC
Dolphins	1	7:07	C.Parkey 30 yd. Field Goal (13-70, 6:18)	3	0
Chargers	2	13:41	Y.Koo 41 yd. Field Goal (6-23, 2:36)	3	3
Chargers	2	5:01	M.Gordon 1 yd. run (Y.Koo kick) (7-70, 3:57)	3	10
Dolphins	3	12:07	K.Stills 29 yd. pass from J.Cutler (C.Parkey kick) (7-75, 2:53)	10	10
Chargers	3	8:18	A.Gates 7 yd. pass from P.Rivers (Y.Koo kick) (8-77, 3:49)	10	17
Dolphins	3	2:43	C.Parkey 28 yd. Field Goal (12-67, 5:35)	13	17
Dolphins	4	6:28	C.Parkey 35 yd. Field Goal (14-64, 7:05)	16	17
Dolphins	4	1:05	C.Parkey 54 yd. Field Goal (5-15, 1:57)	19	17

## GAME STATISTICS

#### RUSHING (Att-Yds-TD):

Miami: J. Ajayi 28-122, J. Cutler 2-(-1), K. Drake 1-(-3), J. Landry 1-(-7).  
L.A. Chargers: B. Oliver 3-31, M. Gordon 9-13-1, D. Watt 1-0, P. Rivers 1-0.

#### PASSING (A-C-Y-TD-I):

Miami: J. Cutler 33-24-230-1-0, J. Landry 1-0-0-0-0.  
L.A. Chargers: P. Rivers 39-31-331-1-0.

#### RECEIVING (Rec-Yds-TD):

Miami: J. Landry 13-78, D. Parker 4-85, J. Thomas 3-26, K. Stills 2-37-1, J. Ajayi 2-4.  
L.A. Chargers: K. Allen 9-100, H. Henry 7-80, M. Gordon 7-65, Ty. Williams 4-54, A. Gates 2-11-1, T. Benjamin 1-11, S. McGrath 1-10.

#### SACKS (Sk-Yds):

Miami: W. Hayes 1-8.  
L.A. Chargers: M. Ingram 1-5, C. McCain 1-0.

#### INTERCEPTIONS (Int-Yds):

Miami: None  
L.A. Chargers: None

#### FORCED FUMBLES:

Miami: None.  
L.A. Chargers: None.

#### FUMBLE RECOVERIES (No-Yds):

Miami: None.  
L.A. Chargers: None.

TEAM STATS	MIA	LAC
<b>First Downs</b>	<b>21</b>	<b>24</b>
Rushing	6	3
Passing	13	19
Penalty	2	2
<b>3rd-Down Efficiency</b>	<b>5 for 13</b>	<b>2 for 8</b>
<b>4th-Down Efficiency</b>	<b>0 for 1</b>	<b>0 for 0</b>
<b>Total Net Yards</b>	<b>336</b>	<b>367</b>
<b>Total Net Plays</b>	<b>68</b>	<b>54</b>
Average Gain	4.9	6.8
<b>Net Yards Rushing</b>	<b>111</b>	<b>44</b>
Rushes	32	14
Yards per Rush	3.5	3.1
<b>Net Yards Passing</b>	<b>225</b>	<b>323</b>
Completed - Attempted	24-34	31-39
Yards per Pass Play	6.3	8.1
Sacked - Yards Lost	2-5	1-8
Had Intercepted	0	0
<b>Punts - Average</b>	<b>3-130-43.3</b>	<b>4-170-42.5</b>
<b>Return Yardage</b>	<b>92</b>	<b>89</b>
Punts - Return Yards	3-21	1-23
Kickoffs - Return Yards	3-71	4-66
Interceptions - Return Yards	0-0	0-0
<b>Penalties - Yards</b>	<b>5-23</b>	<b>6-56</b>
<b>Fumbles - Lost</b>	<b>0-0</b>	<b>0-0</b>
<b>Red-Zone Efficiency</b>	<b>0 for 3</b>	<b>2 for 3</b>
<b>Goal-to-Go Efficiency</b>	<b>0 for 2</b>	<b>2 for 2</b>
<b>Time of Possession</b>	<b>33:22</b>	<b>26:38</b>





## 2017 GAME RECAPS

# WEEK 3

SEPT. 24, 2017 | EAST RUTHERFORD, N.J.  
METLIFE STADIUM  
ATTENDANCE: 77,562 | TV: CBS

### SCORING SUMMARY

MIAMI 6

N.Y. JETS 20

	1	2	3	4	F
Miami	0	0	0	6	6
N.Y. Jets	0	10	10	0	20

The Dolphins said all week they were expecting a tough battle from the New York Jets regardless of what happened in the first two weeks of the NFL regular season, but they weren't expecting such a difficult afternoon at MetLife Stadium.

Veteran quarterback Josh McCown threw a 69-yard pass to Robby Anderson late in the first half and the Jets defense stifled the Dolphins in a 20-6 victory Sunday afternoon.

The Dolphins, coming off a thrilling 2-point victory against the Los Angeles Chargers in their delayed season opener, were one play away from being shut out for the first time since Dec. 22, 2013. DeVante Parker scored on a 3-yard touchdown pass from Jay Cutler on the final play of the game before Cody Parkey missed the extra point, perhaps a fitting ending for this disappointing afternoon.

The Dolphins did not take a snap inside the Jets 45-yard line until the fourth quarter, which is also the only time they converted a third-down situation. The Dolphins were 0-for-3 in fourth-down conversions, including a pass by Matt Haack on a fake punt that resulted in an interception by safety Terrence Brooks.

Another fourth-down attempt came from the Jets 21-yard line early in the fourth quarter with the Dolphins trailing 20-0. The Dolphins reached the Jets 29-yard line later in the fourth quarter, but that drive ended with Brooks' second interception of the game.

Jay Ajayi, who rushed for 122 yards against the Chargers, was held to 16 yards on 11 carries.

The Dolphins defense started off strong, with Cameron Wake and Andre Branch each getting a sack in the first quarter, but the Jets started moving the ball effectively in the second quarter. The Dolphins also lost two defensive backs to injury when Byron Maxwell (eye) and Nate Allen (hamstring) left the game.

Maxwell returned and forced a turnover when he knocked the ball loose from running back Elijah McGuire and linebacker Mike Hull recovered the fumble.

### SCORING DRIVES

TEAM	QTR	TIME	PLAY (EXTRA POINT) (DRIVE INFO)	MIA	NYJ
Jets	2	7:17	C.Catanzaro 40 yd. Field Goal (9-41, 5:42)	0	3
Jets	2	1:42	R.Anderson 69 yd. pass from J.McCown (C.Catanzaro kick) (3-71, 0:40)	0	10
Jets	3	9:48	B.Powell 1 yd. run (C.Catanzaro kick) (7-49, 4:06)	0	17
Jets	3	1:35	C.Catanzaro 22 yd. Field Goal (13-45, 6:58)	0	20
Dolphins	4	0:00	D.Parker 3 yd. pass from J.Cutler (kick failed, wl) (8-80, 2:15)	6	20

## GAME STATISTICS

#### RUSHING (Att-Yds-TD):

Miami: J. Ajayi 11-16, J. Cutler 1-9, D. Williams 2-5, K. Drake 1-0.  
N.Y. Jets: B. Powell 15-37-1, E. McGuire 7-34, M. Forte 8-25, J. McCown 4-7.

#### PASSING (A-C-Y-TD-I):

Miami: J. Cutler 44-26-220-1-1, M. Haack 1-0-0-0-0.  
N.Y. Jets: J. McCown 23-18-249-1-0.

#### RECEIVING (Rec-Yds-TD):

Miami: D. Parker 8-76-1, J. Landry 6-48, K. Stills 4-51, J. Thomas 3-16, J. Ajayi 2-9, J. Grant 1-12, D. Williams 1-6, K. Drake 1-2.  
N.Y. Jets: J. Kerley 5-42, A. Seferian-Jenkins 5-31, R. Anderson 3-95-1, J. Kearse 3-42, A. Stewart 1-24, L. Thomas 1-15.

#### SACKS (Sk-Yds):

Miami: C. Wake 1-11, A. Branch 1-5.  
N.Y. Jets: B. Skrine 1-12, Ja. Adams 1-10, D. Bass 1-3.

#### INTERCEPTIONS (Int-Yds):

Miami: None  
N.Y. Jets: T. Brooks 2-13.

#### FORCED FUMBLES:

Miami: B. Maxwell 1, N. Suh 1.  
N.Y. Jets: None.

#### FUMBLE RECOVERIES (No-Yds):

Miami: M. Hull 1-0.  
N.Y. Jets: None.

TEAM STATS	MIA	NYJ
<b>First Downs</b>	<b>16</b>	<b>16</b>
Rushing	0	4
Passing	12	9
Penalty	4	3
<b>3rd-Down Efficiency</b>	<b>1 for 12</b>	<b>4 for 13</b>
<b>4th-Down Efficiency</b>	<b>0 for 3</b>	<b>0 for 0</b>
<b>Total Net Yards</b>	<b>225</b>	<b>336</b>
<b>Total Net Plays</b>	<b>63</b>	<b>59</b>
Average Gain	3.6	5.7
<b>Net Yards Rushing</b>	<b>30</b>	<b>103</b>
Rushes	15	34
Yards per Rush	2.0	3.0
<b>Net Yards Passing</b>	<b>195</b>	<b>233</b>
Completed - Attempted	26-45	18-23
Yards per Pass Play	4.1	9.3
Sacked - Yards Lost	3-25	2-16
Had Intercepted	2	0
<b>Punts - Average</b>	<b>7-333-47.6</b>	<b>5-243-48.6</b>
<b>Return Yardage</b>	<b>28</b>	<b>44</b>
Punts - Return Yards	2-13	4-31
Kickoffs - Return Yards	1-15	0-0
Interceptions - Return Yards	0-0	2-13
<b>Penalties - Yards</b>	<b>8-51</b>	<b>10-94</b>
<b>Fumbles - Lost</b>	<b>1-0</b>	<b>3-1</b>
<b>Red-Zone Efficiency</b>	<b>1 for 1</b>	<b>1 for 2</b>
<b>Goal-to-Go Efficiency</b>	<b>1 for 1</b>	<b>1 for 2</b>
<b>Time of Possession</b>	<b>23:52</b>	<b>36:08</b>



## 2017 GAME RECAPS

# WEEK 4

OCT. 1, 2017 | LONDON, ENGLAND  
WEMBLEY STADIUM  
ATTENDANCE: 84,423 | TV: FOX

### SCORING SUMMARY

**NEW ORLEANS 20**

**MIAMI 0**

	1	2	3	4	F
New Orleans	0	3	7	10	20
Miami	0	0	0	0	0

A promising first drive had a disappointing ending for the Dolphins, and things didn't get better after that in London.

The Dolphins offense could get little going after an end zone interception on that first drive and the result was a 20-0 loss against the New Orleans Saints at Wembley Stadium.

Drew Brees threw touchdown passes to wide receiver Michael Thomas — not to be confused with Dolphins safety Michael Thomas — and running back Alvin Kamara, and Will Lutz kicked two field goals for the Saints.

The Dolphins drove 81 yards on the opening drive of the game and had a first-and-goal after a 22-yard completion from Jay Cutler to tight end Julius Thomas on third-and-7. But on first down from the Saints 4-yard line, cornerback Ken Crawley picked off Cutler when he attempted a fade pass to Thomas, who was lined up wide to the right.

The Dolphins had only one other promising drive, but that one ended with a questionable offensive pass interference call on Kenny Stills when Cutler had hit Jarvis Landry for a first down inside the New Orleans 40-yard line.

The Dolphins suffered their first shutout loss since December 2013 when they dropped a 19-0 decision against the Buffalo Bills.

The defense held New Orleans off the scoreboard until the final play of the first half when Lutz hit a 43-yard field goal. The Saints began the drive at midfield with 1:10 left after the Dolphins' previous was derailed by back-to-back penalties that created a first-and-26 from their 6-yard line.

Defensive end Cameron Wake had his second sack in two games in the fourth quarter, but Kamara scored on a 12-yard shovel pass on third-and-goal on the very next play.

New Orleans increased its lead to 10-0 when it took the second-half kickoff and marched 77 yards for a touchdown. The drive was kept alive when defensive tackle Davon Godchaux was flagged for a defensive holding on a third-and-1 where safety Reshad Jones dropped running back Mark Ingram in the backfield for a loss. There also was a fourth-and-inches conversion by Brees on a sneak when the spot barely was good enough for a first down.

The Saints made it 13-0 early in the fourth quarter when Lutz kicked a 45-yard field goal.

The Dolphins, meanwhile, did not take an offensive snap beyond their 40-yard line the second half until the final minutes.

### SCORING DRIVES

TEAM	QTR	TIME	PLAY (EXTRA POINT) (DRIVE INFO)	NO	MIA
Saints	2	0:00	W.Lutz 43 yd. Field Goal (8-25, 1:10)	3	0
Saints	3	9:01	M.Thomas 3 yd. pass from D.Brees (W.Lutz kick) (11-77, 5:59)	10	0
Saints	4	12:32	W.Lutz 45 yd. Field Goal (12-34, 6:37)	13	0
Saints	4	3:57	A.Kamara 12 yd. pass from D.Brees (W.Lutz kick) (11-87, 5:41)	20	0

## GAME STATISTICS

#### RUSHING (Att-Yds-TD):

New Orleans: M. Ingram 14-45, A. Kamara 5-25, T. Ginn 1-9, A. Peterson 4-4, D. Brees 4-3.

Miami: J. Ajayi 12-46, K. Drake 1-6, J. Cutler 1-5, D. Williams 1-1.

#### PASSING (A-C-Y-TD-I):

New Orleans: D. Brees 41-29-268-2-0.

Miami: J. Cutler 28-20-164-0-1.

#### RECEIVING (Rec-Yds-TD):

New Orleans: A. Kamara 10-71-1, M. Thomas 8-89-1, M. Ingram 4-17, T. Ginn 2-25, C. Fleener 2-21, B. Coleman 1-31, M. Hoomanawanui 1-13, T. Lewis 1-1.

Miami: D. Parker 6-89, J. Landry 6-40, K. Stills 3-13, J. Thomas 2-29, K. Drake 2-5, J. Ajayi 1-8.

#### SACKS (Sk-Yds):

New Orleans: R. Bush 1-12, C. Jordan 1-10, A. Klein 1-8, D. Onyemata 1-6.

Miami: C. Wake 1-7.

#### INTERCEPTIONS (Int-Yds):

New Orleans: K. Crawley 1-0.

Miami: None.

#### FORCED FUMBLES:

New Orleans: C. Jordan 1, M. Lattimore 1.

Miami: None.

#### FUMBLE RECOVERIES (No-Yds):

New Orleans: None.

Miami: None.

TEAM STATS	NO	MIA
<b>First Downs</b>	<b>22</b>	<b>11</b>
Rushing	4	3
Passing	16	7
Penalty	2	1
<b>3rd-Down Efficiency</b>	<b>6 for 13</b>	<b>1 for 8</b>
<b>4th-Down Efficiency</b>	<b>1 for 2</b>	<b>0 for 1</b>
<b>Total Net Yards</b>	<b>347</b>	<b>186</b>
<b>Total Net Plays</b>	<b>70</b>	<b>47</b>
Average Gain	5.0	4.0
<b>Net Yards Rushing</b>	<b>86</b>	<b>58</b>
Rushes	28	15
Yards per Rush	3.1	3.9
<b>Net Yards Passing</b>	<b>261</b>	<b>128</b>
Completed - Attempted	29-41	20-28
Yards per Pass Play	6.2	4.0
Sacked - Yards Lost	1-7	4-36
Had Intercepted	0	1
<b>Punts - Average</b>	<b>3-141-47.0</b>	<b>6-263-43.8</b>
<b>Return Yardage</b>	<b>49</b>	<b>54</b>
Punts - Return Yards	3-26	2-9
Kickoffs - Return Yards	1-23	2-45
Interceptions - Return Yards	1-0	0-0
<b>Penalties - Yards</b>	<b>8-71</b>	<b>11-90</b>
<b>Fumbles - Lost</b>	<b>2-0</b>	<b>2-0</b>
<b>Red-Zone Efficiency</b>	<b>2 for 4</b>	<b>0 for 1</b>
<b>Goal-to-Go Efficiency</b>	<b>2 for 2</b>	<b>0 for 1</b>
<b>Time of Possession</b>	<b>34:28</b>	<b>25:32</b>



## 2017 GAME RECAPS

# WEEK 5

OCT. 8, 2017 | MIAMI GARDENS, FLA.  
HARD ROCK STADIUM  
ATTENDANCE: 65,135 | TV: CBS

### SCORING SUMMARY

## TENNESSEE 10

## MIAMI 16

	1	2	3	4	F
Tennessee	0	3	7	0	10
Miami	10	0	0	6	16

Safety Reshad Jones recovered two fumbles, including one for a touchdown, and the defense recorded six sacks in a 16-10 victory against the Tennessee Titans at Hard Rock Stadium.

Jarvis Landry scored the go-ahead touchdown early in the fourth quarter when he caught a 6-yard pass from Jay Cutler on third-and-goal.

The six sacks, including two by Andre Branch, came against backup quarterback Matt Cassel, who started for Tennessee in place of the injured Marcus Mariota. Rookie first-round pick Charles Harris had his first NFL sack and it was a big one — it came on third down in the final four minutes of the fourth quarter.

The Dolphins then all but clinched the victory when Jay Ajayi gained a first down with an 8-yard run on third-and-7.

Jones and Cameron Wake shared a QB sack that almost produced a safety in the third quarter, and Ndamukong Suh had the other.

Jones' touchdown was the fourth of his career, but the first on a fumble return. The other three were on interception returns, including one against Tennessee in 2015.

It was the team's first fumble return for a touchdown since 2014 when Cortland Finnegan scored in London against the Oakland Raiders.

The Dolphins took the lead in the first quarter on Parkey's 41-yard field goal, which came after Jones recovered a DeMarco Murray fumble forced by rookie defensive tackle Davon Godchaux.

Jones' touchdown made it 10-0 before Tennessee cut the Dolphins with a field goal after the Titans recovered a Jay Ajayi fumble.

Tennessee tied the game in the third quarter with a 69-yard touchdown drive capped by an 11-yard pass from Cassel to tight end Phillip Supernaw. The play came after Supernaw had been flagged for two false starts to move the ball from the Miami 1-yard line to the 11.

Linebacker Rey Mauluga made his Dolphins debut after missing the first three games because of a hamstring injury.

### SCORING DRIVES

TEAM	QTR	TIME	PLAY (EXTRA POINT) (DRIVE INFO)	TEN	MIA
Dolphins	1	0:53	C.Parkey 41 yd. Field Goal (7-19, 3:09)	0	3
Dolphins	1	0:06	R.Jones 38 yd. fumble return (C.Parkey kick)	0	10
Titans	2	9:37	R.Succop 45 yd. Field Goal (4--3, 2:15)	3	10
Titans	3	7:17	P.Superaw 11 yd. pass from M.Cassel (R.Succop kick) (9-69, 4:42)	10	10
Dolphins	4	10:33	J.Landry 6 yd. pass from J.Cutler (kick failed, wr) (10-58, 4:56)	10	16

## GAME STATISTICS

#### RUSHING (Att-Yds-TD):

Tennessee: D. Murray 14-58, D. Henry 4-9, T. Taylor 1-5, R. Matthews 1-(-3).  
Miami: J. Ajayi 25-77, D. Williams 3-15, J. Cutler 2-8, K. Drake 1-0.

#### PASSING (A-C-Y-TD-I):

Tennessee: M. Cassel 32-21-141-1-0.  
Miami: J. Cutler 26-12-92-1-1, M. Gray 1-0-0-0-0.

#### RECEIVING (Rec-Yds-TD):

Tennessee: J. Smith 5-21, E. Decker 4-34, D. Murray 4-11, R. Matthews 3-34, D. Walker 3-25, P. Supernaw 2-16-1.  
Miami: J. Landry 5-44-1, J. Ajayi 2-2, J. Thomas 1-15, D. Williams 1-13, K. Stills 1-13, D. Parker 1-6, J. Grant 1-(-1).

#### SACKS (Sk-Yds):

Tennessee: J. Casey 1-14.  
Miami: A. Branch 2-5, C. Harris 1-8, K. Alonso 1-0, N. Suh 1-0, R. Jones 0.5-4.5, C. Wake 0.5-4.5.

#### INTERCEPTIONS (Int-Yds):

Tennessee: T. Smith 1-14.  
Miami: None

#### FORCED FUMBLES:

Tennessee: A. Jackson 1.  
Miami: K. Alonso 1, D. Godchaux 1.

#### FUMBLE RECOVERIES (No-Yds):

Tennessee: K. Byard 1-6.  
Miami: R. Jones 2-38-1.

#### TEAM STATS

	TEN	MIA
<b>First Downs</b>	<b>14</b>	<b>12</b>
Rushing	3	5
Passing	9	7
Penalty	2	0
<b>3rd-Down Efficiency</b>	<b>2 for 13</b>	<b>5 for 15</b>
<b>4th-Down Efficiency</b>	<b>0 for 0</b>	<b>0 for 0</b>
<b>Total Net Yards</b>	<b>188</b>	<b>178</b>
<b>Total Net Plays</b>	<b>58</b>	<b>59</b>
Average Gain	3.2	3.0
<b>Net Yards Rushing</b>	<b>69</b>	<b>100</b>
Rushes	20	31
Yards per Rush	3.5	3.2
<b>Net Yards Passing</b>	<b>119</b>	<b>78</b>
Completed - Attempted	21-32	12-27
Yards per Pass Play	3.1	2.8
Sacked - Yards Lost	6-22	1-14
Had Intercepted	0	1
<b>Punts - Average</b>	<b>10-549-54.9</b>	<b>9-459-51.0</b>
<b>Return Yardage</b>	<b>67</b>	<b>91</b>
Punts - Return Yards	2-14	7-47
Kickoffs - Return Yards	2-39	2-44
Interceptions - Return Yards	1-14	0-0
<b>Penalties - Yards</b>	<b>11-77</b>	<b>5-23</b>
<b>Fumbles - Lost</b>	<b>2-2</b>	<b>1-1</b>
<b>Red-Zone Efficiency</b>	<b>1 for 1</b>	<b>1 for 1</b>
<b>Goal-to-Go Efficiency</b>	<b>1 for 1</b>	<b>1 for 1</b>
<b>Time of Possession</b>	<b>30:15</b>	<b>29:45</b>



## 2017 GAME RECAPS

# WEEK 6

OCT. 15, 2017 | ATLANTA, GA.  
MERCEDES-BENZ STADIUM  
ATTENDANCE: 70,593 | TV: CBS

### SCORING SUMMARY

<b>MIAMI 20</b>	<b>ATLANTA 17</b>
-----------------	-------------------

	1	2	3	4	F
Miami	0	0	14	6	20
Atlanta	10	7	0	0	17

The Dolphins pulled off a remarkable comeback in their first-ever visit to Atlanta's Mercedes-Benz Stadium.

The Dolphins scored 20 unanswered points in the second half to stun the defending NFC champion Atlanta Falcons, 20-17. This marked the first time the Dolphins erased a 17-point second-half deficit on the road since the famous "Fake Spike" game against the New York Jets in 1994.

Kicker Cody Parkey's second field goal of the game, a 38-yarder with 2:45 remaining in the fourth quarter broke a 17-17 tie. Safety Reshad Jones then clinched the victory when he intercepted Matt Ryan at the Dolphins 7-yard line with 38 seconds left after the Falcons had moved into field goal range.

Rookie third-round pick Cordrea Tankersley broke up Ryan's pass intended for tight end Austin Hooper and Jones was there to grab the floating ball.

Parkey earlier had tied the game with a 49-yard field goal in the fourth quarter after Jay Cutler threw touchdown passes to wide receivers Kenny Stills and Jarvis Landry.

Running back Jay Ajayi was a key factor in the victory as well, as he rushed for 130 yards — his second 100-yard performance of the season.

The defense shut out the potent Atlanta offense in the second half, thanks to the pass rush and Jones' heroics.

The Dolphins began their comeback with the opening drive of the second half when they drove 75 yards on 15 plays. The 8:43 drive was the Dolphins' longest in terms of time since 2013 when they had a 9:10 drive against the New York Jets. The key play in the drive was a 3-yard completion from Cutler to running back Damien Williams.

The drive also featured an 18-yard completion from Cutler to Stills on third-and-2 and ended with the two hooking up for an 11-yard touchdown on third-and-7.

### SCORING DRIVES

TEAM	QTR	TIME	PLAY (EXTRA POINT) (DRIVE INFO)	MIA	ATL
Falcons	1	9:41	M.Bryant 50 yd. Field Goal (11-43, 5:19)	0	3
Falcons	1	1:51	M.Hall 40 yd. pass from M.Ryan (M.Bryant kick) (9-90, 4:49)	0	10
Falcons	2	5:29	T.Coleman 6 yd. run (M.Bryant kick) (5-61, 2:23)	0	17
Dolphins	3	6:17	K.Stills 11 yd. pass from J.Cutler (C.Parkey kick) (15-75, 8:43)	7	17
Dolphins	3	1:32	J.Landry 7 yd. pass from J.Cutler (C.Parkey kick) (5-51, 2:30)	14	17
Dolphins	4	8:34	C.Parkey 49 yd. Field Goal (8-21, 3:08)	17	17
Dolphins	4	2:30	C.Parkey 38 yd. Field Goal (10-46, 4:30)	20	17

## GAME STATISTICS

#### RUSHING (Att-Yds-TD):

Miami: J. Ajayi 26-130, D. Williams 4-9, J. Cutler 1-(-1).  
Atlanta: D. Freeman 9-68, T. Coleman 9-32-1, M. Bosher 1-0.

#### PASSING (A-C-Y-TD-I):

Miami: J. Cutler 33-19-151-2-1.  
Atlanta: M. Ryan 35-24-248-1-1.

#### RECEIVING (Rec-Yds-TD):

Miami: J. Landry 8-62-1, K. Stills 4-49-1, J. Thomas 3-22, D. Williams 3-14, J. Grant 1-4.  
Atlanta: A. Hooper 7-48, Ju. Jones 6-72, T. Gabriel 4-39, J. Hardy 3-34, D. Freeman 2-11, M. Hall 1-40-1, T. Coleman 1-4.

#### SACKS (Sk-Yds):

Miami: N. Suh 1-5, C. Wake 1-4.  
Atlanta: None.

#### INTERCEPTIONS (Int-Yds):

Miami: R. Jones 1-15.  
Atlanta: D. Jones 1-1.

#### FORCED FUMBLES:

Miami: None.  
Atlanta: None.

#### FUMBLE RECOVERIES (No-Yds):

Miami: None.  
Atlanta: None.

#### TEAM STATS

	MIA	ATL
<b>First Downs</b>	<b>20</b>	<b>19</b>
Rushing	7	5
Passing	10	13
Penalty	3	1
<b>3rd-Down Efficiency</b>	<b>5 for 12</b>	<b>6 for 11</b>
<b>4th-Down Efficiency</b>	<b>2 for 3</b>	<b>0 for 1</b>
<b>Total Net Yards</b>	<b>289</b>	<b>339</b>
<b>Total Net Plays</b>	<b>64</b>	<b>56</b>
Average Gain	4.5	6.1
<b>Net Yards Rushing</b>	<b>138</b>	<b>100</b>
Rushes	31	19
Yards per Rush	4.5	5.3
<b>Net Yards Passing</b>	<b>151</b>	<b>239</b>
Completed - Attempted	19-33	24-35
Yards per Pass Play	4.6	6.5
Sacked - Yards Lost	0-0	2-9
Had Intercepted	1	1
<b>Punts - Average</b>	<b>2-80-40.0</b>	<b>3-118-39.3</b>
<b>Return Yardage</b>	<b>58</b>	<b>35</b>
Punts - Return Yards	1-8	0-0
Kickoffs - Return Yards	2-35	2-34
Interceptions - Return Yards	1-15	1-1
<b>Penalties - Yards</b>	<b>4-42</b>	<b>6-73</b>
<b>Fumbles - Lost</b>	<b>0-0</b>	<b>1-0</b>
<b>Red-Zone Efficiency</b>	<b>2 for 3</b>	<b>1 for 1</b>
<b>Goal-to-Go Efficiency</b>	<b>0 for 0</b>	<b>1 for 1</b>
<b>Time of Possession</b>	<b>34:24</b>	<b>25:36</b>



# WEEK 7

OCT. 22, 2017 | MIAMI GARDENS, FLA.  
 HARD ROCK STADIUM  
 ATTENDANCE: 65,025 | TV: FOX

## SCORING SUMMARY

**N.Y. JETS 28** | **MIAMI 31**

	1	2	3	4	F
N.Y. Jets	14	7	7	0	28
Miami	7	7	0	17	31

Matt Moore came off the bench to help the Dolphins produce another thrilling comeback victory.

After replacing injured starting quarterback Jay Cutler, Moore threw two touchdown passes to Kenny Stills to help erase a 28-14 fourth-quarter deficit and cornerback Bobby McCain had an interception to set up Cody Parkey's 39-game winning field goal with 22 seconds left as the Dolphins defeated the New York Jets 31-28 at Hard Rock Stadium.

The victory, which came a week after the Dolphins rallied from a 17-0 halftime deficit against the Atlanta Falcons, was their 12th consecutive in games decided by seven points or less. That's two shy of the NFL record, set by the Indianapolis Colts between 2008 and 2009.

On a first-and-10 from the Jets 15-yard line, McCain intercepted a pass near the sideline intended for wide receiver Jermaine Kearse.

Cutler threw two touchdown passes in the first half, connecting with Landry and Fasano, as the Dolphins score 14 points in the first half after combining for 13 in the first two quarters in their first five games.

Cutler and Moore became the first pair of Dolphins quarterbacks to throw touchdown passes in the same game since 2010 when Chad Henne and Tyler Thigpen did it in a 29-17 victory against the Tennessee Titans.

Quarterback Josh McCown threw for three touchdowns and ran for another for the Jets, who were trying to sweep the season series.

Along with Cutler, the Dolphins also lost left tackle Laremy Tunsil to a knee injury in the third quarter.

## SCORING DRIVES

TEAM	QTR	TIME	PLAY (EXTRA POINT) (DRIVE INFO)	NYJ	MIA
Jets	1	12:55	J.Kearse 29 yd. pass from J.McCown (C.Catanzaro kick) (5-75, 2:05)	7	0
Dolphins	1	10:44	J.Landry 4 yd. pass from J.Cutler (C.Parkey kick) (5-75, 2:11)	7	7
Jets	1	1:27	R.Anderson 18 yd. pass from J.McCown (C.Catanzaro kick) (8-75, 4:54)	14	7
Dolphins	2	6:14	A.Fasano 4 yd. pass from J.Cutler (C.Parkey kick) (10-70, 5:11)	14	14
Jets	2	1:51	J.McCown 1 yd. run (C.Catanzaro kick) (2-1, 0:41)	21	14
Jets	3	1:41	A.Seferian-Jenkins 10 yd. pass from J.McCown (C.Catanzaro kick) (7-45, 4:05)	28	14
Dolphins	4	11:21	K.Stills 28 yd. pass from M.Moore (C.Parkey kick) (4-42, 1:27)	28	21
Dolphins	4	6:19	K.Stills 2 yd. pass from M.Moore (C.Parkey kick) (6-54, 3:25)	28	28
Dolphins	4	0:22	C.Parkey 39 yd. Field Goal (4-6, 0:17)	28	31

# GAME STATISTICS

### RUSHING (Att-Yds-TD):

N.Y. Jets: B. Powell 9-43, M. Forte 7-41, E. McGuire 3-7, J. McCown 3-1-1.  
 Miami: J. Ajayi 23-51, D. Williams 2-2.

### PASSING (A-C-Y-TD-I):

N.Y. Jets: J. McCown 27-17-209-3-1.  
 Miami: M. Moore 21-13-188-2-1, J. Cutler 16-12-138-2-1.

### RECEIVING (Rec-Yds-TD):

N.Y. Jets: M. Forte 5-41, R. Anderson 3-35-1, A. Seferian-Jenkins 3-21-1, B. Powell 2-40, J. Kerley 2-17, J. Kearse 1-29-1, E. Tomlinson 1-26.  
 Miami: J. Landry 7-93-1, K. Stills 6-85-2, J. Thomas 3-58, J. Ajayi 3-26, A. Fasano 3-25-1, D. Williams 2-18, L. Carroo 1-21.

### SACKS (Sk-Yds):

N.Y. Jets: D. Davis 1-9, Ja. Adams 1-8, J. Martin 1-5.  
 Miami: C. Wake 2.5-24, N. Suh 0.5-5.

### INTERCEPTIONS (Int-Yds):

N.Y. Jets: M. Maye 1-32, M. Wilkerson 1-3.  
 Miami: B. McCain 1-6.

### FORCED FUMBLES:

N.Y. Jets: D. Lee 1.  
 Miami: None.

### FUMBLE RECOVERIES (No-Yds):

N.Y. Jets: None.  
 Miami: T. Fede 1.

### TEAM STATS

	NYJ	MIA
<b>First Downs</b>	<b>16</b>	<b>25</b>
Rushing	4	3
Passing	10	16
Penalty	2	6
<b>3rd-Down Efficiency</b>	<b>4 for 11</b>	<b>5 for 13</b>
<b>4th-Down Efficiency</b>	<b>0 for 0</b>	<b>0 for 0</b>
<b>Total Net Yards</b>	<b>272</b>	<b>357</b>
<b>Total Net Plays</b>	<b>52</b>	<b>65</b>
Average Gain	5.2	5.5
<b>Net Yards Rushing</b>	<b>92</b>	<b>53</b>
Rushes	22	25
Yards per Rush	4.2	2.1
<b>Net Yards Passing</b>	<b>180</b>	<b>304</b>
Completed - Attempted	17-27	25-37
Yards per Pass Play	6.0	7.6
Sacked - Yards Lost	3-29	3-22
Had Intercepted	1	2
<b>Punts - Average</b>	<b>7-321-45.9</b>	<b>6-267-44.5</b>
<b>Return Yardage</b>	<b>89</b>	<b>95</b>
Punts - Return Yards	4-24	4-33
Kickoffs - Return Yards	2-30	2-56
Interceptions - Return Yards	2-35	1-6
<b>Penalties - Yards</b>	<b>12-124</b>	<b>9-76</b>
<b>Fumbles - Lost</b>	<b>2-1</b>	<b>1-0</b>
<b>Red-Zone Efficiency</b>	<b>3 for 3</b>	<b>3 for 3</b>
<b>Goal-to-Go Efficiency</b>	<b>1 for 1</b>	<b>3 for 3</b>
<b>Time of Possession</b>	<b>28:02</b>	<b>31:58</b>



## 2017 GAME RECAPS

# WEEK 8

OCT. 26, 2017 | BALTIMORE, MD.  
M&T BANK STADIUM  
ATTENDANCE: 70,408 | TV: CBS/NFLN/AMAZON

### SCORING SUMMARY

MIAMI 0

BALTIMORE 40

	1	2	3	4	F
Miami	0	0	0	0	0
Baltimore	7	13	0	20	40

It was another disappointing visit to Baltimore for the Miami Dolphins. Quarterbacks Joe Flacco and Ryan Mallett each threw a touchdown pass to help the Ravens build a 20-0 halftime lead on their way to a 40-0 victory in a Thursday night game at M&T Bank Stadium.

Linebacker C.J. Mosley and cornerback Jimmy Smith both returned interceptions for touchdowns, Mosley going 63 yards in the third quarter and Smith going 50 in the fourth. Wide receiver Chris Moore had another fourth-quarter touchdown when he recovered a Baltimore fumble in the end zone.

Justin Tucker kicked two field goals, though rookie Dolphins defensive tackle Vincent Taylor blocked a 46-yard attempt in the second half. That, unfortunately, was a rare highlight for the Dolphins.

Running back Jay Ajayi had a season-long 21-yard run on his first carry, but found little room to run after that.

Matt Moore made his first start of the season at quarterback in place of injured starter Jay Cutler, but he couldn't duplicate his first start of 2016 when he had four touchdown passes against the New York Jets.

Moore was sacked three times, including a fourth-down play in the fourth quarter.

Along with Cutler, the Dolphins also played without starting defensive end Andre Branch and starting left guard Anthony Steen, who were nursing groin and foot injuries, respectively. Rookie first-round pick Charles Harris made his first NFL start in place of Branch.

The loss at Baltimore ended the Dolphins' three-game winning streak. The Dolphins had a six-game winning streak end in Baltimore last season.

### SCORING DRIVES

TEAM	QTR	TIME	PLAY (EXTRA POINT) (DRIVE INFO)	MIA	BAL
Ravens	1	8:19	J.Maclin 34 yd. pass from J.Flacco (J.Tucker kick) (3-40, 0:50)	0	7
Ravens	2	13:16	J.Tucker 55 yd. Field Goal (7-35, 2:51)	0	10
Ravens	2	8:02	J.Tucker 48 yd. Field Goal (8-30, 3:48)	0	13
Ravens	2	1:56	B.Watson 2 yd. pass from R.Mallett (J.Tucker kick) (8-60, 3:04)	0	20
Ravens	4	14:15	C.Mosley 63 yd. interception return (pass failed)	0	26
Ravens	4	6:39	C.Moore fumble recovery in end zone (J.Tucker kick) (8-38, 4:44)	0	33
Ravens	4	4:28	J.Smith 50 yd. interception return (J.Tucker kick)	0	40

## GAME STATISTICS

#### RUSHING (Att-Yds-TD):

Miami: J. Ajayi 13-23, K. Drake 6-22.  
Baltimore: A. Collins 18-133, J. Allen 17-55, J. Flacco 1-9, R. Mallett 4(-3).

#### PASSING (A-C-Y-TD-I):

Miami: M. Moore 44-25-176-0-2.  
Baltimore: J. Flacco 15-10-101-1-0, R. Mallett 7-3-20-1-0.

#### RECEIVING (Rec-Yds-TD):

Miami: L. Carroo 6-48, K. Stills 5-65, J. Landry 5-33, J. Ajayi 4-18, A. Fasano 2-11, J. Thomas 2-2, D. Williams 2(-1).  
Baltimore: N. Boyle 4-29, J. Maclin 3-53-1, A. Collins 2-30, B. Watson 2-6-1, J. Allen 1-2, P. Ricard 1-1.

#### SACKS (Sk-Yds):

Miami: None.  
Baltimore: A. Levine Sr. 1-8, T. Bowser 1-5, C. Mosley 0.5-6, Z. Smith 0.5-6.

#### INTERCEPTIONS (Int-Yds):

Miami: None.  
Baltimore: C. Mosley 1-63-1, J. Smith 1-50-1.

#### FORCED FUMBLES:

Miami: None.  
Baltimore: None.

#### FUMBLE RECOVERIES (No-Yds):

Miami: None.  
Baltimore: None.

#### TEAM STATS

	MIA	BAL
<b>First Downs</b>	<b>13</b>	<b>19</b>
Rushing	3	9
Passing	9	7
Penalty	1	3
<b>3rd-Down Efficiency</b>	<b>4 for 15</b>	<b>3 for 13</b>
<b>4th-Down Efficiency</b>	<b>0 for 2</b>	<b>0 for 0</b>
<b>Total Net Yards</b>	<b>196</b>	<b>295</b>
<b>Total Net Plays</b>	<b>66</b>	<b>62</b>
Average Gain	3.0	4.8
<b>Net Yards Rushing</b>	<b>45</b>	<b>174</b>
Rushes	19	40
Yards per Rush	2.4	4.4
<b>Net Yards Passing</b>	<b>151</b>	<b>121</b>
Completed - Attempted	25-44	13-22
Yards per Pass Play	3.2	5.5
Sacked - Yards Lost	3-25	0-0
Had Intercepted	2	0
<b>Punts - Average</b>	<b>8-328-41.0</b>	<b>5-225-45.0</b>
<b>Return Yardage</b>	<b>20</b>	<b>148</b>
Punts - Return Yards	2-5	3-9
Kickoffs - Return Yards	1-15	1-26
Interceptions - Return Yards	0-0	2-113
<b>Penalties - Yards</b>	<b>7-43</b>	<b>5-40</b>
<b>Fumbles - Lost</b>	<b>0-0</b>	<b>1-0</b>
<b>Red-Zone Efficiency</b>	<b>0 for 0</b>	<b>2 for 2</b>
<b>Goal-to-Go Efficiency</b>	<b>0 for 0</b>	<b>2 for 2</b>
<b>Time of Possession</b>	<b>28:46</b>	<b>31:14</b>



## 2017 GAME RECAPS

# WEEK 9

NOV. 5, 2017 | MIAMI GARDENS, FLA.  
HARD ROCK STADIUM  
ATTENDANCE: 65,139 | TV: NBC

### SCORING SUMMARY

**OAKLAND 27**

**MIAMI 24**

	1	2	3	4	F
Oakland	3	10	7	7	27
Miami	0	9	7	8	24

The Oakland Raiders spoiled the Dolphins' return to Sunday Night Football. Quarterback Jay Cutler returned to action and threw three touchdown passes, but it wasn't enough as the Dolphins suffered a 27-24 loss at Hard Rock Stadium in their first Sunday night appearance since 2010.

Marshawn Lynch rushed for two touchdowns and Derek Carr threw a 44-yard TD pass to Johnny Holton for the Raiders, who came in having lost five of their past six games.

Running back Damien Williams, wide receiver Jarvis Landry and tight end Julius Thomas had the touchdowns for the Dolphins, who concluded the first half of the regular season with a 4-4 record. Cody Parkey kicked a 49-yard field goal.

Kenyan Drake had a 42-yard run for the Dolphins' longest offensive play of the game.

Ndamukong Suh produced the defensive highlight when he jumped to knock the ball out of quarterback Derek Carr's hand as he was preparing to pass. Raiders tackle Marshall Newhouse recovered the fumble, but he lost the ball again when he was hit by linebacker Kiko Alonso and defensive end Charles Harris recovered for the Dolphins takeaway. Safety Reshad Jones had an interception on the final play before the two-minute warning.

The Dolphins were hurt by penalties and miscues, including a lost fumble by Drake and 11 penalties.

Oakland seemingly put the game away when Lynch scored his second touchdown on a 3-yard run to make it a 27-16 score. The play immediately followed a defensive pass interference penalty on cornerback Xavier Howard and a completion accompanied by a personal foul penalty on Reshad Jones.

The Dolphins scored with 1:32 left to make it 27-24 after Drake ran it in for the two-point conversion, but the comeback attempt ended when Raiders wide receiver Amari Cooper recovered the ensuing onside kick.

### SCORING DRIVES

TEAM	QTR	TIME	PLAY (EXTRA POINT) (DRIVE INFO)	OAK	MIA
Raiders	1	7:31	G.Tavecchio 36 yd. Field Goal (12-58, 7:29)	3	0
Dolphins	2	10:37	D.Williams 10 yd. pass from J.Cutler (kick failed, hlu) (10-82, 5:35)	3	6
Raiders	2	3:26	J.Holton 44 yd. pass from D.Carr (G.Tavecchio kick) (6-81, 4:02)	10	6
Dolphins	2	0:32	C.Parkey 49 yd. Field Goal (8-49, 2:54)	10	9
Raiders	2	0:00	G.Tavecchio 53 yd. Field Goal (5-42, 0:32)	13	9
Raiders	3	9:23	M.Lynch 22 yd. run (G.Tavecchio kick) (6-67, 3:24)	20	9
Dolphins	3	6:34	J.Landry 6 yd. pass from J.Cutler (C.Parkey kick) (7-75, 2:49)	20	16
Raiders	4	4:37	M.Lynch 3 yd. run (G.Tavecchio kick) (6-87, 2:44)	27	16
Dolphins	4	1:32	J.Thomas 15 yd. pass from J.Cutler (K.Drake run) (5-83, 0:22)	27	24

## GAME STATISTICS

#### RUSHING (Att-Yds-TD):

Oakland: M. Lynch 14-57-2, D. Washington 4-16, J. Richard 5-14, D. Carr 4(-3).

Miami: K. Drake 9-69, D. Williams 7-14, M. Gray 1-3, J. Cutler 1-0.

#### PASSING (A-C-Y-TD-I):

Oakland: D. Carr 30-21-300-1-1.

Miami: J. Cutler 42-34-311-3-0.

#### RECEIVING (Rec-Yds-TD):

Oakland: J. Cook 8-126, A. Cooper 4-58, M. Crabtree 3-40, S. Roberts 2-28, M. Lynch 2-6, J. Holton 1-44-1, D. Washington 1(-2).

Miami: J. Thomas 6-84-1, D. Williams 6-47-1, K. Drake 6-35, J. Landry 6-32-1, D. Parker 5-76, K. Stills 3-28, A. Fasano 2-9.

#### SACKS (Sk-Yds):

Oakland: M. Edwards 0.5-1, B. Irvin 0.5-1.

Miami: N. Suh 1-5.

#### INTERCEPTIONS (Int-Yds):

Oakland: None

Miami: R. Jones 1-0.

#### FORCED FUMBLES:

Oakland: B. Irvin 1.

Miami: K. Alonso 1, N. Suh 1.

#### FUMBLE RECOVERIES (No-Yds):

Oakland: T. Carrie 1-0.

Miami: C. Harris 1-0.

#### TEAM STATS

	OAK	MIA
<b>First Downs</b>	<b>20</b>	<b>23</b>
Rushing	4	4
Passing	14	15
Penalty	2	4
<b>3rd-Down Efficiency</b>	<b>8 for 15</b>	<b>5 for 12</b>
<b>4th-Down Efficiency</b>	<b>0 for 0</b>	<b>0 for 1</b>
<b>Total Net Yards</b>	<b>379</b>	<b>395</b>
<b>Total Net Plays</b>	<b>58</b>	<b>61</b>
Average Gain	6.5	6.5
<b>Net Yards Rushing</b>	<b>84</b>	<b>86</b>
Rushes	27	18
Yards per Rush	3.1	4.8
<b>Net Yards Passing</b>	<b>295</b>	<b>309</b>
Completed - Attempted	21-30	34-42
Yards per Pass Play	9.5	7.2
Sacked - Yards Lost	1-5	1-2
Had Intercepted	1	0
<b>Punts - Average</b>	<b>3-140-46.7</b>	<b>5-221-44.2</b>
<b>Return Yardage</b>	<b>82</b>	<b>52</b>
Punts - Return Yards	2-21	1-5
Kickoffs - Return Yards	2-61	2-47
Interceptions - Return Yards	0-0	1-0
<b>Penalties - Yards</b>	<b>10-105</b>	<b>11-107</b>
<b>Fumbles - Lost</b>	<b>3-1</b>	<b>2-1</b>
<b>Red-Zone Efficiency</b>	<b>1 for 2</b>	<b>3 for 3</b>
<b>Goal-to-Go Efficiency</b>	<b>1 for 1</b>	<b>2 for 2</b>
<b>Time of Possession</b>	<b>30:56</b>	<b>29:04</b>







## SUPPLEMENTAL STATS





## 2017 STATISTICS

WON 4, LOST 4			
9/17/2017	W	19- 17	at Los Angeles Chargers
9/24/2017	L	6- 20	at New York Jets
10/1/2017	L	0- 20	New Orleans Saints
10/8/2017	W	16- 10	Tennessee Titans
10/15/2017	W	20- 17	at Atlanta Falcons
10/22/2017	W	31- 28	New York Jets
10/26/2017	L	0- 40	at Baltimore Ravens
11/5/2017	L	24- 27	Oakland Raiders

	MIAMI	OPPONENT
<b>Total First Downs</b>	<b>141</b>	<b>150</b>
Rushing	31	36
Passing	89	97
Penalty	21	17
3rd Down: Made/Att	31/100	35/97
3rd Down Pct.	31.0%	36.1%
4th Down: Made/Att	2/11	1/3
4th Down Pct.	18.2%	33.3%
<b>Possession Avg.</b>	<b>29:35</b>	<b>30:25</b>
<b>Total Net Yards</b>	<b>2162</b>	<b>2523</b>
Avg. Per Game	270.3	315.4
Total Plays	493	469
Avg. Per Play	4.4	5.4
<b>Net Yards Rushing</b>	<b>621</b>	<b>752</b>
Avg. Per Game	77.6	94.0
Total Rushes	186	204
<b>Net Yards Passing</b>	<b>1541</b>	<b>1771</b>
Avg. Per Game	192.6	221.4
Sacked/Yards Lost	17/129	16/96
Gross Yards	1670	1867
Attempts/Completions	290/185	249/174
Completion Pct.	63.8%	69.9%
Had Intercepted	9	3
<b>Punts/Average</b>	<b>46/45.2</b>	<b>40/47.7</b>
<b>Net Punting Avg.</b>	<b>40.7</b>	<b>44.2</b>
<b>Penalties/Yards</b>	<b>60/455</b>	<b>68/640</b>
<b>Fumbles/Ball Lost</b>	<b>7/2</b>	<b>14/5</b>
<b>Touchdowns</b>	<b>13</b>	<b>21</b>
Rushing	0	6
Passing	12	12
Returns	1	3

SCORE BY PERIODS	Q1	Q2	Q3	Q4	OT	PTS
<b>TEAM</b>	20	16	31	49	0	116
<b>OPPONENTS</b>	34	63	45	37	0	179

SCORING	TD	RU	PA	RT	PAT	FG	2Pt	PTS
C.Parkey	0	0	0	0	9/12	9/10	0	36
J.Landry	4	0	4	0	0/0	0/0	0	24
K.Stills	4	0	4	0	0/0	0/0	0	24
D.Parker	1	0	1	0	0/0	0/0	0	6
D.Williams	1	0	1	0	0/0	0/0	0	6
A.Fasano	1	0	1	0	0/0	0/0	0	6
R.Jones	1	0	0	1	0/0	0/0	0	6
J.Thomas	1	0	1	0	0/0	0/0	0	6
K.Drake	0	0	0	0	0/0	0/0	1	2
<b>Team</b>	<b>13</b>	<b>0</b>	<b>12</b>	<b>1</b>	<b>9/12</b>	<b>9/10</b>	<b>1</b>	<b>116</b>
<b>Opponents</b>	<b>21</b>	<b>6</b>	<b>12</b>	<b>3</b>	<b>20/20</b>	<b>11/17</b>	<b>0</b>	<b>179</b>

**2-Pt. Conversions:** Team 1/1, Opponents: 0/1

**Sacks:** C.Wake 6.0, A.Branch 3.0, N.Suh 3.5, C.Harris 1.0, W.Hayes 1.0, K.Alonso 1.0, R.Jones 0.5 **Team: 15.0, Opponents: 17.0**



## 2017 STATISTICS

RUSHING	NO.	YDS	AVG	LONG	TD
J.Ajayi	138	465	3.4	21	0
K.Drake	19	94	4.9	42	0
D.Williams	19	46	2.4	9	0
J.Cutler	8	20	2.5	9	0
M.Gray	1	3	3.0	3	0
J.Landry	1	-7	-7.0	-7	0
<b>TEAM</b>	<b>186</b>	<b>621</b>	<b>3.3</b>	<b>42</b>	<b>0</b>
<b>OPPONENTS</b>	<b>204</b>	<b>752</b>	<b>3.7</b>	<b>44</b>	<b>6</b>

RECEIVING	NO.	YDS	AVG	LONG	TD
J.Landry	56	430	7.7	29	4
K.Stills	28	341	12.2	36	4
D.Parker	24	312	13.0	31	1
J.Thomas	23	252	11.0	27	1
D.Williams	14	97	6.9	13	1
J.Ajayi	14	67	4.8	15	0
K.Drake	9	42	4.7	10	0
L.Carroo	7	69	9.9	21	0
A.Fasano	7	45	6.4	22	1
J.Grant	3	15	5.0	12	0
<b>TEAM</b>	<b>185</b>	<b>1670</b>	<b>9.0</b>	<b>36</b>	<b>12</b>
<b>OPPONENTS</b>	<b>174</b>	<b>1867</b>	<b>10.7</b>	<b>69t</b>	<b>12</b>

Fumbles Lost: J.Ajayi 1 Total: 1

Opponent Fumble Recoveries: R.Jones 2, T. Fede 1, M.Hull 1 Total: 4

PASSING	ATT	CMP	YDS	CMP%	YDS/ATT	TD	TD%	INT	INT%	LONG	SACK	LOST	RATING
J.Cutler	222	147	1306	66.2%	5.9	10	4.5%	5	2.3%	36	13/	95	87.4
M.Moore	65	38	364	58.5%	5.6	2	3.1%	3	4.6%	29	4/	34	65.1
M.Gray	1	0	0	0.0%	0.0	0	0.0%	0	0.0%	0	0/	0	39.6
J.Landry	1	0	0	0.0%	0.0	0	0.0%	0	0.0%	0	0/	0	39.6
M.Haack	1	0	0	0.0%	0.0	0	0.0%	1	100.0%	0	0/	0	0.0
<b>TEAM</b>	<b>290</b>	<b>185</b>	<b>1670</b>	<b>63.8%</b>	<b>5.8</b>	<b>12</b>	<b>4.1%</b>	<b>9</b>	<b>3.1%</b>	<b>36</b>	<b>17/</b>	<b>129</b>	<b>80.1</b>
<b>OPPONENTS</b>	<b>249</b>	<b>174</b>	<b>1867</b>	<b>69.9%</b>	<b>7.5</b>	<b>12</b>	<b>4.8%</b>	<b>3</b>	<b>1.2%</b>	<b>69t</b>	<b>16/</b>	<b>96</b>	<b>102.6</b>

INTERCEPTIONS	NO.	YDS	AVG	LONG	TD
R.Jones	2	15	7.5	15	0
B.McCain	1	6	6.0	6	0
<b>TEAM</b>	<b>3</b>	<b>21</b>	<b>7.0</b>	<b>15</b>	<b>0</b>
<b>OPPONENTS</b>	<b>9</b>	<b>176</b>	<b>19.6</b>	<b>63t</b>	<b>2</b>

PUNTING	NO	YDS	AVG	NET	TB	IN	LG	B
M.Haack	46	2081	45.2	40.7	3	13	64	0
<b>TEAM</b>	<b>46</b>	<b>2081</b>	<b>45.2</b>	<b>40.7</b>	<b>3</b>	<b>13</b>	<b>64</b>	<b>0</b>
<b>OPPONENTS</b>	<b>40</b>	<b>1907</b>	<b>47.7</b>	<b>44.1</b>	<b>0</b>	<b>18</b>	<b>71</b>	<b>0</b>

PUNT RETURNS	RET	FC	YDS	AVG	LONG	TD
J.Grant	14	6	84	6.0	14	0
J.Landry	8	0	57	7.1	16	0
<b>TEAM</b>	<b>22</b>	<b>6</b>	<b>141</b>	<b>6.4</b>	<b>16</b>	<b>0</b>
<b>OPPONENTS</b>	<b>19</b>	<b>12</b>	<b>148</b>	<b>7.8</b>	<b>23</b>	<b>0</b>

KICKOFF RETURNS	NO.	YDS	AVG	LONG	TD
J.Grant	8	181	22.6	30	0
K.Drake	7	147	21.0	34	0
<b>TEAM</b>	<b>15</b>	<b>328</b>	<b>21.9</b>	<b>34</b>	<b>0</b>
<b>OPPONENTS</b>	<b>14</b>	<b>279</b>	<b>19.9</b>	<b>35</b>	<b>0</b>

FIELD GOALS	1-19	20-29	30-39	40-49	50+
C.Parkey	0/0	1/1	4/4	3/3	1/2
<b>TEAM</b>	<b>0/0</b>	<b>1/1</b>	<b>4/4</b>	<b>3/3</b>	<b>1/2</b>
<b>OPPONENTS</b>	<b>0/0</b>	<b>1/1</b>	<b>1/1</b>	<b>6/11</b>	<b>3/4</b>



## 2017 STATISTICS

2017 MIAMI DOLPHINS INDIVIDUAL DEFENSIVE STATISTICS												
PLAYER	GP	SOLO	ASST	TOT	SACKS	YDS	TFL	QBH	INT	PD	FF	FR
Reshad Jones	8	47	8	55	0.5	4.5	4	1	2	3	0	2
Kiko Alonso	8	40	11	51	1	0	4	1	0	1	2	0
Lawrence Timmons	6	32	9	41	0	0	4	1	0	2	0	0
Xavien Howard	8	24	5	29	0	0	0	0	0	3	0	0
Ndamukong Suh	8	16	8	24	3.5	15	4	4	0	0	2	0
Bobby McCain	8	17	5	22	0	0	1	0	1	1	0	0
Cameron Wake	8	16	6	22	6	50.5	8	14	0	0	0	0
Nate Allen	7	14	6	20	0	0	0	0	0	1	0	0
Mike Hull	8	12	7	19	0	0	1	1	0	0	0	1
Davon Godchaux	8	11	6	17	0	0	0	2	0	1	1	0
Rey Maulaluga	5	12	4	16	0	0	1	0	0	0	0	0
Chase Allen	8	14	0	14	0	0	0	0	0	0	0	0
Cordrea Tankersley	5	13	1	14	0	0	0	0	0	5	0	0
William Hayes	8	12	2	14	1	8	3	4	0	0	0	0
Andre Branch	7	8	5	13	3	10	3	4	0	0	0	0
Michael Thomas	8	6	5	11	0	0	1	0	0	1	0	0
Vincent Taylor	6	6	4	10	0	0	0	1	0	1	0	0
Charles Harris	8	8	1	9	1	8	1	6	0	1	0	1
Byron Maxwell	2	8	0	8	0	0	0	0	0	0	1	0
Jordan Phillips	5	2	5	7	0	0	0	1	0	0	0	0
Terrence Fede	8	3	1	4	0	0	0	0	0	0	0	1
Maurice Smith	4	1	0	1	0	0	0	0	0	1	0	0
Alterraun Verner	8	1	0	1	0	0	0	0	0	0	0	0
<b>TOTALS</b>		<b>323</b>	<b>99</b>	<b>422</b>	<b>16.0</b>	<b>96</b>	<b>35</b>	<b>40</b>	<b>3</b>	<b>21</b>	<b>6</b>	<b>5</b>

**NOTE:** Special teams and miscellaneous tackles/fumbles not included above

**DEFENSIVE TOUCHDOWNS:** Reshad Jones 38-yard fumble return vs. Tennessee (10/8).

**MISCELLANEOUS TACKLES:** Jarvis Landry 3, Jermon Bushrod 1, Ja'Wuan James 1, Julius Thomas 1.

**MISCELLANEOUS FORCED FUMBLES:** None.

**MISCELLANEOUS FUMBLE RECOVERIES:** Jay Cutler 1, Ja'Wuan James 1.



## GAME-BY-GAME TEAM STATISTICS

2017 MIAMI DOLPHINS GAME-BY-GAME STATISTICS																			
GAME	SCORE				FIRST DOWNS				3RD DOWN		4TH DOWN		NET YARDS						
	PTS	OPP	DIFF	OT	TOT	RUSH	PASS	PEN	CON	ATT	CON	ATT	TOT	RUSH	PASS	TO	PEN	YDS	TOP
at L.A. Chargers	19	17	2	0	21	6	13	2	5	13	0	1	336	111	225	0	5	23	33:22
at N.Y. Jets	6	20	-14	0	16	0	12	4	1	12	0	3	225	30	195	2	8	51	23:52
NEW ORLEANS	0	20	-20	0	11	3	7	1	1	8	0	1	186	58	128	1	11	90	25:32
TENNESSEE	16	10	6	0	12	5	7	0	5	15	0	0	178	100	78	2	5	23	29:45
at Atlanta	20	17	3	0	20	7	10	3	5	12	2	3	289	138	151	1	4	42	34:24
NEW YORK	31	28	3	0	25	3	16	6	5	13	0	0	357	53	304	2	9	76	31:58
at Baltimore	0	40	-40	0	13	3	9	1	4	15	0	2	196	45	151	2	7	43	28:46
OAKLAND	24	27	-3	0	23	4	15	4	5	12	0	1	395	86	309	1	11	107	29:04
at Carolina																			
TAMPA BAY																			
at New England																			
DENVER																			
NEW ENGLAND																			
at Buffalo																			
at Kansas City																			
BUFFALO																			
<b>TOTALS</b>	<b>116</b>	<b>179</b>	<b>-63</b>	<b>0</b>	<b>141</b>	<b>31</b>	<b>89</b>	<b>21</b>	<b>31</b>	<b>100</b>	<b>2</b>	<b>11</b>	<b>2,162</b>	<b>621</b>	<b>1,541</b>	<b>11</b>	<b>60</b>	<b>455</b>	<b>29:35</b>

2017 OPPONENTS GAME-BY-GAME STATISTICS																			
GAME	SCORE				FIRST DOWNS				3RD DOWN		4TH DOWN		NET YARDS						
	PTS	OPP	DIFF	OT	TOT	RUSH	PASS	PEN	CON	ATT	CON	ATT	TOT	RUSH	PASS	TO	PEN	YDS	TOP
at L.A. Chargers	17	19	-2	0	24	3	19	2	2	8	0	0	367	44	323	0	6	56	26:38
at N.Y. Jets	20	6	14	0	16	4	9	3	4	13	0	0	336	103	233	1	10	94	36:08
NEW ORLEANS	20	0	20	0	22	4	16	2	6	13	1	2	347	86	261	0	8	71	34:28
TENNESSEE	10	16	-6	0	14	3	9	2	2	13	0	0	188	69	119	2	11	77	30:15
at Atlanta	17	20	-3	0	19	5	13	1	6	11	0	1	339	100	239	1	6	73	25:36
NEW YORK	28	31	-3	0	16	4	10	2	4	11	0	0	272	92	180	2	12	124	28:02
at Baltimore	40	0	40	0	19	9	7	3	3	13	0	0	295	174	121	0	5	40	31:14
OAKLAND	27	24	3	0	20	4	14	2	8	15	0	0	379	84	295	2	10	105	30:56
at Carolina																			
TAMPA BAY																			
at New England																			
DENVER																			
NEW ENGLAND																			
at Buffalo																			
at Kansas City																			
BUFFALO																			
<b>TOTALS</b>	<b>179</b>	<b>116</b>	<b>63</b>	<b>0</b>	<b>150</b>	<b>36</b>	<b>97</b>	<b>17</b>	<b>35</b>	<b>97</b>	<b>1</b>	<b>3</b>	<b>2,523</b>	<b>752</b>	<b>1,771</b>	<b>8</b>	<b>68</b>	<b>640</b>	<b>30:25</b>



## GAME-BY-GAME TEAM DEFENSIVE STATISTICS

2017 MIAMI DOLPHINS GAME-BY-GAME TEAM DEFENSIVE STATISTICS											
GAME	SOLO	ASST	TOT	SACKS	YDS	TFL	QBH	INT	PD	FF	FR
at L.A. Chargers	42	19	61	1.0	8	5	5	0	0	0	0
at N.Y. Jets	43	15	58	2.0	16	5	5	0	1	2	1
NEW ORLEANS	55	2	57	1.0	7	5	5	0	1	0	0
TENNESSEE	40	10	50	6.0	22	4	11	0	5	2	2
at Atlanta	38	11	49	2.0	9	5	5	1	4	0	0
NEW YORK	31	10	41	3.0	29	3	5	1	4	0	1
at Baltimore	37	20	57	0.0	0	3	3	0	2	0	0
OAKLAND	37	12	49	1.0	5	5	1	1	4	2	1
at Carolina											
TAMPA BAY											
at New England											
DENVER											
NEW ENGLAND											
at Buffalo											
at Kansas City											
BUFFALO											
<b>TOTALS</b>	<b>323</b>	<b>99</b>	<b>422</b>	<b>16.0</b>	<b>96</b>	<b>35</b>	<b>40</b>	<b>3</b>	<b>21</b>	<b>6</b>	<b>5</b>

## TURNOVER DIFFERENTIAL

2017 MIAMI DOLPHINS TURNOVERS							
GAME	TAKEAWAYS			GIVEAWAYS			DIFF
	INT	FUM	TOTAL	INT	FUM	TOTAL	
at L.A. Chargers	0	0	0	0	0	0	0
at N.Y. Jets	0	1	1	2	0	2	-1
NEW ORLEANS	0	0	0	1	0	1	-1
TENNESSEE	0	2	2	1	1	2	0
at Atlanta	1	0	1	1	0	1	0
N.Y. JETS	1	1	2	2	0	2	0
at Baltimore	0	0	0	2	0	2	-2
OAKLAND	1	1	2	0	1	1	1
at Carolina							
TAMPA BAY							
at New England							
DENVER							
NEW ENGLAND							
at Buffalo							
at Kansas City							
BUFFALO							
<b>TOTAL</b>	<b>3</b>	<b>5</b>	<b>8</b>	<b>9</b>	<b>2</b>	<b>11</b>	<b>-3</b>



## SPECIAL TEAMS

2017 MIAMI DOLPHINS TEAM SPECIAL TEAMS STATISTICS								
GAME	SOLO	ASST	TOT	FF	FR	BFG	BPAT	BPNT
at L.A. Chargers	5	1	6	0	0	0	0	0
at N.Y. Jets	3	0	3	0	1	0	0	0
NEW ORLEANS	3	0	3	0	0	0	0	0
TENNESSEE	4	0	4	0	0	0	0	0
at Atlanta	1	2	3	0	0	0	0	0
NEW YORK	6	1	7	0	0	0	0	0
at Baltimore	3	0	3	0	0	1	0	0
OAKLAND	4	2	6	0	0	0	0	0
at Carolina								
TAMPA BAY								
at New England								
DENVER								
NEW ENGLAND								
at Buffalo								
at Kansas City								
BUFFALO								
<b>TOTALS</b>	<b>29</b>	<b>6</b>	<b>35</b>	<b>0</b>	<b>1</b>	<b>1</b>	<b>0</b>	<b>0</b>

2017 MIAMI DOLPHINS INDIVIDUAL SPECIAL TEAMS STATISTICS								
PLAYER	SOLO	ASST	TOT	FF	FR	BFG	BPAT	BPNT
M. Thomas	5	1	6	0	0	0	0	0
K. Drake	4	1	5	0	0	0	0	0
M. Hull	4	0	4	0	0	0	0	0
T. Fede	4	0	4	0	0	0	0	0
S. Perry	2	1	3	0	0	0	0	0
C. Allen	2	0	2	0	0	0	0	0
B. McCain	2	0	2	0	0	0	0	0
D. Williams	1	1	2	0	0	0	0	0
J. Denney	1	0	1	0	0	0	0	0
M. Gray	1	0	1	0	0	0	0	0
J. Landry	1	0	1	0	0	0	0	0
C. Parkey	1	0	1	0	0	0	0	0
A. Verner	1	0	1	0	0	0	0	0
W. Aikens	0	1	1	0	0	0	0	0
J. March-Lillard	0	1	1	0	0	0	0	0
J. Grant	0	0	0	0	1	0	0	0
V. Taylor	0	0	0	0	0	1	0	0
<b>TOTALS</b>	<b>29</b>	<b>6</b>	<b>35</b>	<b>0</b>	<b>1</b>	<b>1</b>	<b>0</b>	<b>0</b>

2017 MIAMI DOLPHINS KICKOFF STATISTICS									
PLAYER	GP	KO	TB	PCT	YDS	AVG	RET	RET YDS	AVG START
C. Parkey	8	27	13	48.1%	1,751	64.9	14	279	21.9
<b>TOTAL</b>	<b>8</b>	<b>27</b>	<b>13</b>	<b>48.1%</b>	<b>1,751</b>	<b>64.9</b>	<b>14</b>	<b>279</b>	<b>21.9</b>



## DRIVE PRODUCTION

2017 MIAMI DOLPHINS GAME-BY-GAME DRIVE PRODUCTION										
GAME	POSS	TD	FGM	FGA	PUNT	INT	FUM	DWNS	TIME	SAF
at L.A. Chargers	10	1	4	4	3	0	0	1	1	0
at N.Y. Jets	12	1	0	0	7	2	0	2	0	0
NEW ORLEANS	9	0	0	0	6	1	0	1	1	0
TENNESSEE	14	1	1	1	9	1	1	0	1	0
at Atlanta	9	2	2	2	2	1	0	1	1	0
NEW YORK	13	4	1	1	6	2	0	0	0	0
at Baltimore	14	0	0	1	8	2	0	2	1	0
OAKLAND	11	3	1	1	5	0	1	1	0	0
at Carolina										
TAMPA BAY										
at New England										
DENVER										
ARZ										
at Buffalo										
at Kansas City										
BUFFALO										
<b>TOTALS</b>	<b>92</b>	<b>12</b>	<b>9</b>	<b>10</b>	<b>46</b>	<b>9</b>	<b>2</b>	<b>8</b>	<b>5</b>	<b>0</b>

2017 OPPONENTS GAME-BY-GAME DRIVE PRODUCTION										
GAME	POSS	TD	FGM	FGA	PUNT	INT	FUM	DWNS	TIME	SAF
at L.A. Chargers	9	2	1	3	4	0	0	0	0	0
at N.Y. Jets	12	2	2	3	5	0	1	0	1	0
NEW ORLEANS	9	2	2	3	3	0	0	1	0	0
TENNESSEE	15	1	1	1	10	0	2	0	1	0
at Atlanta	9	2	1	2	3	1	0	1	0	0
NEW YORK	14	4	0	0	7	1	1	0	1	0
at Baltimore	12	3	2	3	5	0	0	0	1	0
OAKLAND	11	3	2	2	3	1	1	0	1	0
at Carolina										
TAMPA BAY										
at New England										
DENVER										
ARZ										
at Buffalo										
at Kansas City										
BUFFALO										
<b>TOTALS</b>	<b>91</b>	<b>19</b>	<b>11</b>	<b>17</b>	<b>40</b>	<b>3</b>	<b>5</b>	<b>2</b>	<b>5</b>	<b>0</b>





## RED ZONE PRODUCTION

2017 MIAMI DOLPHINS GAME-BY-GAME RED ZONE PRODUCTION											
GAME	POSS	TD	FGM	FGA	INT	FUM	DWNS	TIME	RZ PLAYS	RZ RUSH	RZ PASS
at L.A. Chargers	3	0	3	3	0	0	0	0	11	4	7
at N.Y. Jets	1	1	0	0	0	0	0	0	3	1	2
NEW ORLEANS	1	0	0	0	1	0	0	0	1	0	1
TENNESSEE	1	1	0	0	0	0	0	0	4	2	2
at Atlanta	3	2	1	1	0	0	0	0	8	4	4
NEW YORK	3	3	0	0	0	0	0	0	6	1	5
at Baltimore	0	0	0	0	0	0	0	0	0	0	0
OAKLAND	3	3	0	0	0	0	0	0	5	0	5
at Carolina											
TAMPA BAY											
at New England											
DENVER											
NEW ENGLAND											
at Buffalo											
at Kansas City											
BUFFALO											
<b>TOTALS</b>	<b>15</b>	<b>10</b>	<b>4</b>	<b>4</b>	<b>1</b>	<b>0</b>	<b>0</b>	<b>0</b>	<b>38</b>	<b>12</b>	<b>26</b>

2017 OPPONENT GAME-BY-GAME RED ZONE PRODUCTION											
GAME	POSS	TD	FGM	FGA	INT	FUM	DWNS	TIME	RZ PLAYS	RZ RUSH	RZ PASS
at L.A. Chargers	3	2	0	1	0	0	0	0	7	2	5
at N.Y. Jets	2	1	1	1	0	0	0	0	6	4	2
NEW ORLEANS	4	2	1	2	0	0	0	0	12	5	7
TENNESSEE	1	1	0	0	0	0	0	0	2	1	1
at Atlanta	1	1	0	0	0	0	0	0	4	3	1
NEW YORK	3	3	0	0	0	0	0	0	6	4	2
at Baltimore	2	2	0	0	0	0	0	0	6	5	1
OAKLAND	2	1	1	1	0	0	0	0	4	2	2
at Carolina											
TAMPA BAY											
at New England											
DENVER											
NEW ENGLAND											
at Buffalo											
at Kansas City											
BUFFALO											
<b>TOTALS</b>	<b>18</b>	<b>13</b>	<b>3</b>	<b>5</b>	<b>0</b>	<b>0</b>	<b>0</b>	<b>0</b>	<b>47</b>	<b>26</b>	<b>21</b>



## PENALTIES

2017 GAME-BY-GAME PENALTIES						
GAME	MIAMI			OPPONENTS		
	PEN	YDS	1DWNS	PEN	YDS	1DWNS
at L.A. Chargers	5	23	2	6	56	2
at N.Y. Jets	8	51	3	10	94	4
NEW ORLEANS	11	90	2	8	71	1
TENNESSEE	5	23	2	11	77	0
at Atlanta	4	42	1	6	73	3
NEW YORK	9	76	2	12	124	6
at Baltimore	7	43	3	5	40	1
OAKLAND	11	107	2	10	105	4
at Carolina						
TAMPA BAY						
at New England						
DENVER						
NEW ENGLAND						
at Buffalo						
at Kansas City						
BUFFALO						
<b>TOTALS</b>	<b>60</b>	<b>455</b>	<b>17</b>	<b>68</b>	<b>640</b>	<b>21</b>

## REPLAY REVIEWS

2017 REPLAY CHALLENGES BY DOLPHINS		
GAME	INITIAL RULING	RULING
L.A. CHARGERS (9/17)	J.Cutler pass incomplete deep right to D.Parker (K. Emanuel). Miami challenged the incomplete pass ruling.	Upheld
N.Y. JETS (10/22)	J.Cutler pass incomplete deep right to K.Stills [D.Bass]. Miami challenged the pass completion ruling.	Reversed

2017 REPLAY CHALLENGES BY OPPONENT		
GAME	INITIAL RULING	RULING
N.Y. JETS (9/24)	J. Cutler pass short left to K. Stills. NY Jets challenged the pass completion ruling.	Upheld

2017 REVIEWS BY REPLAY ASSISTANT		
GAME	INITIAL RULING	RULING
N.Y. JETS (9/24)	B. Powell left end for 1 yard, TOUCHDOWN. Replay Official reviewed the runner broke the plane ruling.	Upheld
NEW ORLEANS (10/1)	J.Cutler pass short left to K.Stills to MIA 11 for 5 yards (M.Lattimore). FUMBLES (M.Lattimore), ball out of bounds at MIA 11. The Replay Official reviewed the loose ball recovery ruling.	Reversed
TENNESSEE (10/8)	M.Cassel sacked at TEN 24 for -7 yards (K.Alonso). FUMBLES (K.Alonso), RECOVERED by MIA-R.Jones at TEN 38. R.Jones for 38 yards, TOUCHDOWN. The Replay Official reviewed the fumble ruling.	Upheld
ATLANTA (10/15)	T. Coleman left guard for 6 yards, TOUCHDOWN. The Replay Official reviewed the runner broke the plane ruling	Upheld
N.Y. JETS (10/22)	B.Powell right tackle to NYJ 12 for no gain (R.Jones). FUMBLES (R.Jones), RECOVERED by MIA-K.Alonso at NYJ 13. K.Alonso to NYJ 13 for no gain (K.Beachum). The Replay Official reviewed the fumble ruling	Reversed
OAKLAND (11/5)	J.Cutler pass deep right to D.Parker ran ob at OAK 15 for 26 yards. The Replay Official reviewed the incomplete pass ruling.	Reversed



## THIRD AND FOURTH DOWNS

2017 GAME-BY-GAME THIRD DOWNS						
GAME	MIAMI			OPPONENTS		
	MADE	ATT	PCT	MADE	ATT	PCT
at L.A. Chargers	5	13	38.5	2	8	25.0
at N.Y. Jets	1	12	8.3	4	13	30.8
NEW ORLEANS	1	8	12.5	6	13	46.2
TENNESSEE	5	15	33.3	2	13	15.4
at Atlanta	5	12	41.7	6	11	54.5
NEW YORK	5	13	38.5	4	11	36.4
at Baltimore	4	15	26.7	3	13	23.1
OAKLAND	5	12	41.7	8	15	53.3
at Carolina						
TAMPA BAY						
at New England						
DENVER						
NEW ENGLAND						
at Buffalo						
at Kansas City						
BUFFALO						
<b>TOTALS</b>	<b>31</b>	<b>100</b>	<b>31.0</b>	<b>35</b>	<b>97</b>	<b>36.1</b>

2017 GAME-BY-GAME FOURTH DOWNS						
GAME	MIAMI			OPPONENTS		
	MADE	ATT	PCT	MADE	ATT	PCT
at L.A. Chargers	0	1	0.0	0	0	0.0
at N.Y. Jets	0	3	0.0	0	0	0.0
NEW ORLEANS	0	1	0.0	1	2	50.0
TENNESSEE	0	0	0.0	0	0	0.0
at Atlanta	2	3	66.7	0	1	0.0
NEW YORK	0	0	0.0	0	0	0.0
at Baltimore	0	2	0.0	0	0	0.0
OAKLAND	0	1	0.0	0	0	0.0
at Carolina						
TAMPA BAY						
at New England						
DENVER						
NEW ENGLAND						
at Buffalo						
at Kansas City						
BUFFALO						
<b>TOTALS</b>	<b>2</b>	<b>11</b>	<b>18.2</b>	<b>1</b>	<b>3</b>	<b>33.3</b>



## QUARTER-BY-QUARTER SCORING

2017 QUARTER-BY-QUARTER SCORING													
GAME	W/L	MIAMI						OPPONENTS					
		1Q	2Q	3Q	4Q	OT	TOT	1Q	2Q	3Q	4Q	OT	TOT
at L.A. Chargers	W	3	0	10	6	-	19	0	10	7	0	-	17
at N.Y. Jets	L	0	0	0	6	-	6	0	10	10	0	-	20
NEW ORLEANS	L	0	0	0	0	-	0	0	3	7	10	-	20
TENNESSEE	W	10	0	0	6	-	16	0	3	7	0	-	10
at Atlanta	W	0	0	14	6	-	20	10	7	0	0	-	17
NEW YORK	W	7	7	0	17	-	31	14	7	7	0	-	28
at Baltimore	L	0	0	0	0	-	0	7	13	0	20	-	40
OAKLAND	L	0	9	7	8	-	24	3	10	7	7	-	27
at Carolina													
TAMPA BAY													
at New England													
DENVER													
NEW ENGLAND													
at Buffalo													
at Kansas City													
BUFFALO													
<b>TOTALS</b>	<b>4-4</b>	<b>20</b>	<b>16</b>	<b>31</b>	<b>49</b>	<b>0</b>	<b>116</b>	<b>34</b>	<b>63</b>	<b>45</b>	<b>37</b>	<b>0</b>	<b>179</b>

## LONGEST DRIVES

2017 MIAMI DOLPHINS LONGEST DRIVES		
PLAYS	NET YARDS	TIME
15 (at Atlanta, 10/15)	83 (vs. Oakland, 11/5)	8:43 (at Atlanta, 10/15)

2017 OPPONENTS LONGEST DRIVES		
PLAYS	NET YARDS	TIME
14 (vs. New Orleans, 10/1)	90 (at Atlanta, 10/15)	7:29 (vs. Oakland, 11/5)

## INACTIVES

2017 MIAMI DOLPHINS GAME-BY-GAME INACTIVES							
at L.A. Chargers	Tankersley	McTyer	Mauluga	Asiata	E. Smith	Young	Timmons
at N.Y. Jets	Tankersley	McTyer	Mauluga	Asiata	E. Smith	Young	Phillips
NEW ORLEANS	McTyer	Maxwell	Mauluga	Asiata	E. Smith	Young	Phillips
TENNESSEE	M. Smith	McTyer	Maxwell	Anthony	Asiata	Young	Phillips
at Atlanta	Parker	M. Smith	McTyer	Maxwell	Anthony	Asiata	Young
NEW YORK	Parker	M. Smith	Maxwell	Anthony	Asiata	Young	Taylor
at Baltimore	Cutler	Parker	M. Smith	Anthony	Branch	Steen	Asiata
OAKLAND	Fales	Anthony	Larsen	Asiata	Scott	Taylor	-
at Carolina							
TAMPA BAY							
at New England							
DENVER							
NEW ENGLAND							
at Buffalo							
at Kansas City							
BUFFALO							



## STARTERS

2017 MIAMI DOLPHINS GAME-BY-GAME OFFENSE STARTERS											
GAME	WR	LT	LG	C	RG	RT	TE	WR	QB	RB	WR
at L.A. Chargers	Stills	Tunsil	Steen	Pouncey	Bushrod	James	J. Thomas	Parker	Cutler	Ajayi	Landry
at N.Y. Jets	Stills	Tunsil	Steen	Pouncey	Bushrod	James	J. Thomas	Parker	Cutler	Ajayi	Landry
NEW ORLEANS	Stills	Tunsil	Steen	Pouncey	Bushrod	James	J. Thomas	Parker	Cutler	Ajayi	Landry
TENNESSEE	Stills	Tunsil	Steen	Pouncey	Bushrod	James	Fasano	Parker	Cutler	Ajayi	Landry
at Atlanta	Stills	Tunsil	Steen	Pouncey	Bushrod	James	J. Thomas	Fasano (TE)	Cutler	Ajayi	Landry
NEW YORK	Stills	Tunsil	Steen	Pouncey	Bushrod	James	J. Thomas	Fasano (TE)	Cutler	Ajayi	Landry
at Baltimore	Stills	Tunsil	Davis	Pouncey	Bushrod	James	J. Thomas	Fasano (TE)	Moore	Ajayi	Landry
OAKLAND	Stills	Tunsil	Davis	Pouncey	Bushrod	James	J. Thomas	Fasano (TE)	Cutler	Williams	Landry
at Carolina											
TAMPA BAY											
at New England											
DENVER											
NEW ENGLAND											
at Buffalo											
at Kansas City											
BUFFALO											

2017 MIAMI DOLPHINS GAME-BY-GAME DEFENSE STARTERS											
GAME	DE	DT	DT	DE	LB	LB	LB	CB	CB	S	S
at L.A. Chargers	Branch	Suh	Phillips	Wake	Alonso	Hull	C. Allen	Maxwell	Howard	Jones	N. Allen
at N.Y. Jets	Branch	Suh	Godchaux	Wake	Alonso	Hull	McCain (CB)	Maxwell	Howard	Jones	N. Allen
NEW ORLEANS	Branch	Suh	Godchaux	Wake	Alonso	Hull	Timmons	Tankersley	Howard	Jones	N. Allen
TENNESSEE	Branch	Suh	Godchaux	Wake	Alonso	MauaLuga	Timmons	Tankersley	Howard	Jones	N. Allen
at Atlanta	Branch	Suh	Phillips	Wake	Alonso	MauaLuga	Timmons	Tankersley	Howard	Jones	N. Allen
NEW YORK	Branch	Suh	Phillips	Wake	Alonso	Timmons	McCain (CB)	Tankersley	Howard	Jones	N. Allen
at Baltimore	Harris	Suh	Godchaux	Wake	Alonso	MauaLuga	Timmons	Tankersley	Howard	Jones	N. Allen
OAKLAND	Branch	Suh	Godchaux	Wake	Alonso	MauaLuga	Timmons	Tankersley	Howard	Jones	M. Thomas
at Carolina											
TAMPA BAY											
at New England											
DENVER											
NEW ENGLAND											
at Buffalo											
at Kansas City											
BUFFALO											



## PARTICIPATION

2017 MIAMI DOLPHINS PARTICIPATION CHART																				
NAME	LAC	NYJ	NO	TEN	ATL	NYJ	BAL	OAK	CAR	TB	NE	DEN	NE	BUF	KC	BUF	GP	GS	DNP	INA
Aikens, Walt	X	X	X	X	X	X	X	X									8	0	0	0
Ajayi, Jay	RB	RB	RB	RB	RB	RB	RB	NOR									7	7	0	0
Allen, Chase	LB	X	X	X	X	X	X	X									8	1	0	0
Allen, Nate	S	S	S	S	S	S	S	IR									7	7	0	0
Alonso, Kiko	LB	LB	LB	LB	LB	LB	LB	LB									8	8	0	0
Anthony, Stephone	NOR	DNP	X	INA	INA	INA	INA	INA									1	0	1	5
Asiata, Isaac	INA	INA	INA	INA	INA	INA	INA	INA									0	0	0	8
Barrow, Lamin	IR	IR	IR	IR	IR	IR	IR	IR									0	0	0	0
Branch, Andre	DE	DE	DE	DE	DE	DE	INA	DE									7	7	0	1
Brendel, Jake	X	X	X	X	X	X	X	X									8	0	0	0
Bushrod, Jermon	RG	RG	RG	RG	RG	RG	RG	RG									8	8	0	0
Carroo, Leonte	X	X	X	X	X	X	X	X									8	0	0	0
Cutler, Jay	QB	QB	QB	QB	QB	QB	INA	QB									7	7	0	1
Davis, Jesse	X	X	X	X	X	X	LG	LG									8	2	0	0
Denney, John	X	X	X	X	X	X	X	X									8	0	0	0
Doughty, Brandon	PS	PS	PS	PS	PS	PS	PS	PS									0	0	0	0
Drake, Kenyan	X	X	X	X	X	X	X	X									8	0	0	0
Duarte, Thomas	PS	PS	PS	PS	PS	PS	PS	PS									0	0	0	0
Fales, David	NOR	NOR	NOR	NOR	NOR	NOR	DNP	INA									0	0	1	1
Fasano, Anthony	X	X	X	TE	TE	TE	TE	TE									8	5	0	0
Fede, Terrence	X	X	X	X	X	X	X	X									8	0	0	0
Ford, Isaiah	IR	IR	IR	IR	IR	IR	IR	IR									0	0	0	0
Godchaux, Davon	X	DT	DT	DT	X	X	DT	DT									8	5	0	0
Grant, Jakeem	X	X	X	X	X	X	X	X									8	0	0	0
Gray, MarQueis	X	X	X	X	X	X	X	X									8	0	0	0
Haack, Matt	X	X	X	X	X	X	X	X									8	0	0	0
Harris, Charles	X	X	X	X	X	X	DE	X									8	1	0	0
Hayes, William	X	X	X	X	X	X	X	X									8	0	0	0
Hewitt, Neville	NOR	NOR	NOR	NOR	PS	PS	PS	PS									0	0	0	0
Hickey, Sean	PS	PS	PS	PS	PS	PS	PS	PS									0	0	0	0
Howard, Xavien	CB	CB	CB	CB	CB	CB	CB	CB									8	8	0	0
Hull, Mike	LB	LB	LB	X	X	X	X	X									8	3	0	0
James, Ja'Wuan	RT	RT	RT	RT	RT	RT	RT	RT									8	8	0	0
Jones, Reshad	S	S	S	S	S	S	S	S									8	8	0	0
Landry, Jarvis	WR	WR	WR	WR	WR	WR	WR	WR									8	8	0	0
Larsen, Ted	IR	IR	IR	IR	IR	IR	IR	INA									0	0	0	1
Lewis, Malcolm	PS	PS	PS	PS	PS	PS	PS	PS									0	0	0	0
Lippett, Tony	IR	IR	IR	IR	IR	IR	IR	IR									0	0	0	0
Listenbee, Kolby	NOR	NOR	NOR	PS	PS	PS	PS	PS									0	0	0	0
Lucas, Jordan	PS	PS	PS	X	X	X	X	X									5	0	0	0
Malveaux, Cameron	PS	PS	PS	PS	PS	PS	PS	PS									0	0	0	0
March-Lillard, Justin	X	X	NOR	NOR	NOR	NOR	NOR	NOR									2	0	0	0
Mauluga, Rey	INA	INA	INA	LB	LB	X	LB	LB									5	4	0	3
Maxwell, Byron	CB	CB	INA	INA	INA	INA	NOR	NOR									2	2	0	4
McCain, Bobby	X	CB	X	X	X	CB	X	X									8	2	0	0
McDonald, T.J.	SUSP	SUSP	SUSP	SUSP	SUSP	SUSP	SUSP	SUSP									0	0	0	0
McMillan, Raekwon	IR	IR	IR	IR	IR	IR	IR	IR									0	0	0	0
McTyer, Torry	INA	INA	INA	INA	INA	X	X	X									3	0	0	5
Misi, Koa	IR	IR	IR	IR	IR	IR	IR	IR									0	0	0	0
Moore, Matt	DNP	DNP	DNP	DNP	DNP	X	QB	DNP									2	1	6	0
Morgan, Drew	PS	PS	PS	PS	PS	PS	PS	PS									0	0	0	0
Parker, DeVante	WR	WR	WR	WR	INA	INA	INA	X									5	4	0	3
Parkey, Cody	X	X	X	X	X	X	X	X									8	0	0	0
Perry, Senorise	X	X	X	X	X	X	X	X									8	0	0	0
Phillips, Jordan	DT	INA	INA	INA	DT	DT	X	X									5	3	0	3
Pouncey, Mike	C	C	C	C	C	C	C	C									8	8	0	0
Reilly, Trevor	PS	PS	PS	PS	NOR	NOR	NOR	NOR									0	0	0	0
Scott, Rashawn	PUP	PUP	PUP	PUP	PUP	PUP	PUP	INA									0	0	0	1
Smith, De'Veon	PS	PS	PS	PS	PS	PS	PS	PS									0	0	0	0
Smith, Eric	INA	INA	INA	IR	IR	IR	IR	IR									0	0	0	3
Smith, Maurice	X	X	X	INA	INA	INA	INA	X									4	0	0	4
Steen, Anthony	LG	LG	LG	LG	LG	LG	INA	IR									6	6	0	1
Stills, Kenny	WR	WR	WR	WR	WR	WR	WR	WR									8	8	0	0
Suh, Ndamukong	DT	DT	DT	DT	DT	DT	DT	DT									8	8	0	0
Tankersley, Cordrea	INA	INA	CB	CB	CB	CB	CB	CB									6	6	0	2
Tannehill, Ryan	IR	IR	IR	IR	IR	IR	IR	IR									0	0	0	0
Taylor, Vincent	X	X	X	X	X	INA	X	INA									6	0	0	2
Thomas, Julius	TE	TE	TE	X	TE	TE	TE	TE									8	7	0	0
Thomas, Michael	X	X	X	X	X	X	X	S									8	1	0	0
Timmons, Lawrence	INA	SUSP	LB	LB	LB	LB	LB	LB									6	6	0	1
Tunsil, Laremy	LT	LT	LT	LT	LT	LT	LT	LT									8	8	0	0
Verner, Alterraun	X	X	X	X	X	X	X	X									8	0	0	0
Wake, Cameron	DE	DE	DE	DE	DE	DE	DE	DE									8	8	0	0
Williams, Damien	X	X	X	X	X	X	X	RB									8	1	0	0
Wright, Gabe	PS	PS	PS	PS	PS	PS	PS	PS									0	0	0	0
Young, Sam	INA	INA	INA	INA	INA	INA	X	X									2	0	0	6

POSITION IN CAPS = STARTER  
X = PLAYED/SUBSTITUTED  
DNP = DID NOT PLAY

INA = INACTIVE  
IR = INJURED RESERVE  
NOR = NOT ON ROSTER

SUSP = SUSPENDED  
PS = PRACTICE SQUAD  
PUP = PHYSICALLY UNABLE TO PERFORM

NFI - NON-FOOTBALL INJURY



## THE LAST TIME IT HAPPENED

THE LAST TIME (TEAM)		
BY DOLPHINS		BY OPPONENT
34-31, at Buffalo, 12/24/16	WON IN OVERTIME	21-24, at Arizona, 9/30/12
31-28, vs. N.Y. Jets, 10/22/17	WON BY SCORING IN THE LAST 2 MINUTES	10-12, at Seattle, 9/11/16
34-31, at Buffalo, 12/24/16	TIED BY SCORING IN THE LAST 2 MINUTES	21-24, at Arizona, 9/30/12
37-0, vs. San Diego, 11/2/14	SHUTOUT AN OPPONENT	0-40, at Baltimore, 10/26/17
34-13, at N.Y. Jets, 12/17/16	WON BY 20+ POINTS	0-40, at Baltimore, 10/26/17
24-23, vs. Buffalo, 12/4/05	WON AFTER TRAILING BY 20+ POINTS	34-46, vs. New Orleans, 10/25/09
38-10, at Tennessee, 10/18/15	HELD A 28+ POINT LEAD	0-40, at Baltimore, 10/26/17
34-13, at N.Y. Jets, 12/17/16	HELD A 21+ POINT LEAD	0-40, at Baltimore, 10/26/17
21 (3rd quarter), at N.Y. Jets, 12/17/16	SCORED 20+ POINTS IN A QUARTER	20 (4th quarter), at Baltimore, 10/26/17
20 (2nd half), at Atlanta, 10/15/17	SCORED 20+ POINTS IN A HALF	20 (both halves), at Baltimore, 10/26/17
22-9, vs. Buffalo, 11/13/14	HELD OPPONENT WITHOUT A TD	0-40, at Baltimore, 10/26/17
1 offense & 1 defense, vs. Tennessee, 10/8/17	SCORED TD ON OFFENSE AND DEFENSE	3 offense & 2 defense, at Baltimore, 10/26/17
1 offense, 1 defense, 2 special teams, at N.Y. Jets, 11/1/09	SCORED TD ON OFFENSE, DEFENSE & SPECIAL TEAMS	2 offense, 1 defense & 2 special teams, at New England, 10/4/10
vs. Minnesota, 12/21/14	SCORED SAFETY	vs. Indianapolis, 12/26/15



## THE LAST TIME IT HAPPENED

THE LAST TIME (OFFENSE)		
BY DOLPHINS		BY OPPONENT
Has never happened	600+ NET YARDS OF OFFENSE	622, vs. New England, 9/12/11
503, vs. Houston, 10/25/15	500+ NET YARDS OF OFFENSE	589, at Buffalo, 12/24/16
494, at Buffalo, 12/24/16	400+ NET YARDS OF OFFENSE	589, at Buffalo, 12/24/16
315, vs. Baltimore, 11/11/73	300+ NET RUSHING YARDS	305, at Pittsburgh, 12/18/88
261, at Buffalo, 12/24/16	200+ NET RUSHING YARDS	272, at Buffalo, 12/24/16
206, Jay Ajayi, at Buffalo, 12/24/16	200-YARD RUSHING GAME	203, Rueben Mayes, vs. New Orleans, 12/7/86
206, Jay Ajayi, at Buffalo, 12/24/16	150-YARD RUSHING GAME	166, Chris Ivory, vs. N.Y. Jets, 10/4/15
130, Jay Ajayi, at Atlanta, 10/15/17	100-YARD RUSHING GAME	113, Alex Collins, at Baltimore, 10/26/17
Mercury Morris (125) and Don Nottingham (102), at Green Bay, 10/5/75	TWO 100-YARD RUSHERS	LeSean McCoy (112) and Karlos Williams (110), at Buffalo, 11/8/15
Jay Ajayi (3), 204, vs. Pittsburgh, 10/16/16, 214, vs. Buffalo, 10/23/16 and 111 vs. N.Y. Jets, 11/6/16	CONSECUTIVE 100-YARD RUSHING GAMES	C.J. Anderson, 167, at Denver, 11/23/14 and Chris Johnson, 105, at N.Y. Jets, 12/1/14
Jay Ajayi (206) and Damien Williams (56), at Buffalo, 12/24/16	COMBINED 200-YARDS RUSHING BY 2 PLAYERS	LeSean McCoy (128) and Mike Gillislee (91), at Buffalo, 12/24/16
32, Jay Ajayi, at Buffalo, 12/24/16	30+ CARRIES	32, Knile Davis, vs. Kansas City, 9/21/14
26, Jay Ajayi, at Atlanta, 10/15/17	25+ CARRIES	27, DeMarco Murray, vs. Tennessee, 10/9/16
85t, Lamar Miller, vs. Houston, 10/25/15	80+ YARD RUSHING PLAY	Has never happened
62, Jay Ajayi, vs. Pittsburgh, 10/16/16	60+ YARD RUSHING PLAY	60, Darrius Heyward-Bey, vs. Pittsburgh, 10/16/16
42, Kenyan Drake, vs. Oakland, 11/5/17	40+ YARD RUSHING PLAY	44, Devonta Freeman, at Atlanta, 10/15/17
2, Jay Ajayi, vs. Pittsburgh, 10/16/16	2+ RUSHING TOUCHDOWNS	2, Marshawn Lynch, vs. Oakland, 11/5/17
442, at Cincinnati, 10/1/95	400+ NET PASSING YARDS (TEAM)	419, at Indianapolis, 11/4/12
309, vs. Oakland, 11/5/17	300+ NET PASSING YARDS (TEAM)	323, at L.A. Chargers, 9/17/17
58, Ryan Tannehill, at N.Y. Jets, 11/29/15	50+ PASS ATTEMPTS	56, Tom Brady, vs. New England, 9/7/14
42, Jay Cutler, vs. Oakland, 11/5/17	40+ PASS ATTEMPTS	41, Drew Brees, vs. New Orleans, 10/1/17
34, Jay Cutler, vs. Oakland, 11/5/17	30+ COMPLETIONS	31, Philip Rivers, at L.A. Chargers, 9/17/17
34, Jay Cutler, vs. Oakland, 11/5/17	25+ COMPLETIONS	29, Drew Brees, vs. New Orleans, 10/1/17
at Atlanta, 10/15/17	NO SACKS ALLOWED	at Baltimore, 10/26/17





## THE LAST TIME IT HAPPENED

THE LAST TIME (OFFENSE)		
BY DOLPHINS		BY OPPONENT
158.3, Ryan Tannehill, at Houston, 10/25/15	PERFECT PASSER RATING (158.3) <i>(MIN. 20 ATTEMPTS)</i>	158.3, Geno Smith, vs. N.Y. Jets, 12/28/14
311, Jay Cutler, vs. Oakland, 11/5/17	300+ YARD PASSER	300, Derek Carr, vs. Oakland, 11/5/17
Ryan Tannehill, 389, at New England, 9/18/16 and 319, vs. Cleveland, 9/25/16	CONSECUTIVE 300+ YARD PASSING GAMES	Philip Rivers, 331, at San Diego, 12/14/15 and Eli Manning, 337, vs. N.Y. Giants, 12/20/15
4, Matt Moore, at N.Y. Jets, 12/17/16	4+ TD PASSES	4, Joe Flacco, at Baltimore, 12/4/16
3, Jay Cutler, vs. Oakland, 11/5/17	3+ TD PASSES	3, Tom Brady, vs. New England, 1/1/17
15, Chris Chambers, vs. Buffalo, 12/4/05	15+ RECEPTIONS	15, Isaac Bruce, at St. Louis, 12/24/95
13, Jarvis Landry, at L.A. Chargers, 9/17/17	10+ RECEPTIONS	10, Alvin Kamara, vs. New Orleans, 10/1/17
253, Brian Hartline, at Arizona, 9/30/12	200-YARD RECEIVER	221, Eric Decker, vs. N.Y. Jets, 12/28/14
253, Brian Hartline, at Arizona, 9/30/12	150-YARD RECEIVER	151, Julian Edelman, vs. New England, 1/1/17
108, Jarvis Landry, at N.Y. Jets, 12/17/16	100-YARD RECEIVER	126, Jared Cook, vs. Oakland, 11/5/17
Jarvis Landry (137) and DeVante Parker (106) at New England, 9/18/16	TWO 100-YARD RECEIVERS IN SAME GAME	Calvin Johnson (113) and Golden Tate (109) at Detroit, 11/9/14
Jarvis Landry, 103, vs. Arizona, 12/11/16 and 108, at N.Y. Jets, 12/17/16	CONSECUTIVE 100-YARD RECEIVING GAMES	Sammy Watkins, 154, at Buffalo, 12/24/16, Julian Edelman, 151, vs. New England, 1/1/17, Keenan Allen, 100, at L.A. Chargers, 9/17/17
DeVante Parker, 106 (second half), at New England, 9/18/16	100-YARDS RECEIVING IN A HALF	Jared Cook, 113 (first half), vs. Oakland, 11/5/17
Has never happened	90+ YARD PASSING PLAY	99t, Tom Brady to Wes Welker, vs. New England, 9/12/11
80, Ryan Tannehill to Brian Hartline, at Arizona, 9/30/12	80+ YARD PASSING PLAY	84, Eli Manning to Odell Beckham Jr., vs. N.Y. Giants, 12/14/15
66t, Matt Moore to Jarvis Landry, at N.Y. Jets, 12/17/16	60+ YARD PASSING PLAY	69, Josh McCown to Robby Anderson, at N.Y. Jets, 9/24/17
56, Matt Moore to DeVante Parker, at Buffalo, 12/24/16	50+ YARD PASSING PLAY	69, Josh McCown to Robby Anderson, at N.Y. Jets, 9/24/17
56, Matt Moore to DeVante Parker, at Buffalo, 12/24/16	40+ YARD PASSING PLAY	44t, Derek Carr to Johnny Holton, vs. Oakland, 11/5/17
3, Lamar Thomas, vs. Denver, 12/21/98	3+ TD RECEPTIONS	3, Danny Woodhead, at San Diego, 12/20/15
2, Kenny Stills, vs. N.Y. Jets, 10/22/17	2+ TD RECEPTIONS	2, Charles Clay, at Buffalo, 12/24/16
Arian Foster (38 rushing and 62 receiving), at Seattle, 9/11/16	LED TEAM IN RUSHING & RECEIVING IN SAME GAME	Bilal Powell (84 rushing and 78 receiving), at N.Y. Jets, 12/17/16
Jay Ajayi (214 rushing) and Kenny Stills (100 receiving) vs. Buffalo, 10/23/16	100-YARD RUSHER & 100-YARD RECEIVER IN SAME GAME	LeSean McCoy (128 rushing) and Sammy Watkins (154 receiving) at Buffalo, 12/24/16
Dan Marino (307 passing), Mark Higgs (131 rushing) and Tony Martin (106 receiving), vs. Tampa Bay, 12/1/91	100-YARD RUSHER, 100-YARD RECEIVER & 300-YARD PASSER IN SAME GAME	Tyrod Taylor (329 passing), LeSean McCoy (128 rushing), Sammy Watkins (154 receiving), at Buffalo, 12/24/16
Damien Williams (1 rushing, 1 receiving), at San Diego, 11/13/16	1+ RUSHING TD & 1+ RECEIVING TD IN SAME GAME	J.J. Nelson (1 rushing, 1 receiving), at Arizona, 12/11/16



## THE LAST TIME IT HAPPENED

THE LAST TIME (OFFENSE)		
BY DOLPHINS		BY OPPONENT
Ryan Tannehill (3 passing, 1 rushing), at Denver, 11/23/14	1+ PASSING TD & 1+ RUSHING TD IN SAME GAME	Josh McCown (3 passing, 1 rushing), vs. N.Y. Jets, 10/22/17
at L.A. Chargers, 9/17/17	NO TURNOVERS	at Baltimore, 10/26/17
vs. N.Y. Jets, 10/22/17	TD SCORED ON FIRST DRIVE	vs. N.Y. Jets, 10/22/17
Kenyan Drake, vs. Oakland, 11/5/17	SUCCESSFUL 2-POINT CONVERSION	Tom Brady to Julian Edelman, vs. New England, 1/1/17
at Baltimore, 12/4/16	FAILED 2-POINT CONVERSION	at Baltimore, 10/26/17

THE LAST TIME (DEFENSE)		
BY DOLPHINS		BY OPPONENT
76, vs. Buffalo, 10/21/73	HELD OPPONENT UNDER 100 YARDS OF TOTAL OFFENSE	88, at New England, 10/12/80
118, vs. Buffalo, 9/21/03	HELD OPPONENT UNDER 150 YARDS OF TOTAL OFFENSE	103, at Buffalo, 12/22/13
188, vs. Tennessee, 10/8/17	HELD OPPONENT UNDER 200 YARDS OF TOTAL OFFENSE	196, at Baltimore, 10/26/17
295, at Baltimore, 10/26/17	HELD OPPONENT UNDER 300 YARDS OF TOTAL OFFENSE	196, at Baltimore, 10/26/17
28, at Arizona, 9/30/12	HELD OPPONENT UNDER 30 YARDS RUSHING	12, at N.Y. Jets, 11/29/15
44, at L.A. Chargers, 9/17/17	HELD OPPONENT UNDER 50 YARDS RUSHING	45, at Baltimore, 10/26/17
69, vs. Tennessee, 10/8/17	HELD OPPONENT UNDER 75 YARDS RUSHING	45, at Baltimore, 10/26/17
86, vs. Oakland, 11/5/17	HELD OPPONENT UNDER 100 YARDS RUSHING	84, vs. Oakland, 11/5/17
49, at N.Y. Jets, 12/1/14	HELD OPPONENT UNDER 100 YARDS NET PASSING	78, vs. Tennessee, 10/8/17
121, at Baltimore, 10/26/17	HELD OPPONENT UNDER 150 YARDS NET PASSING	78, vs. Tennessee, 10/8/17
Louis Delmas (81) and Brent Grimes (22), at Jacksonville, 10/26/14	2+ INTERCEPTION RETURNS FOR TOUCHDOWNS BY TEAM IN SAME GAME	63t, C.J. Mosley and 50t, Jimmy Smith, at Baltimore, 10/26/17
60t, Kiko Alonso, at San Diego, 11/13/16	INTERCEPTION RETURN FOR A TD	63t, C.J. Mosley and 50t, Jimmy Smith, at Baltimore, 10/26/17



## THE LAST TIME IT HAPPENED

THE LAST TIME (DEFENSE)		
BY DOLPHINS		BY OPPONENT
3, Sam Madison, vs. Tennessee, 11/7/99	3+ INTERCEPTIONS	3, Nate Clements, at Buffalo, 10/20/02
2, Tony Lippett, at N.Y. Jets, 12/17/16	2+ INTERCEPTIONS	2, Preston Brown, vs. Buffalo, 9/27/15
8, at Arizona, 9/30/12	7+ SACKS BY TEAM	7, vs. Indianapolis, 12/27/15
6, vs. Tennessee, 10/8/17	6+ SACKS BY TEAM	6, vs. Tennessee, 10/9/16
6, vs. Tennessee, 10/8/17	5+ SACKS BY TEAM	6, vs. Tennessee, 10/9/16
4, Cameron Wake, at Tennessee, 10/18/15	4+ SACKS	Has never happened
4, Cameron Wake, at Tennessee, 10/18/15	3+ SACKS	3.5, Elvis Dumervil, vs. Baltimore, 12/7/14
2.5, Cameron Wake, vs. N.Y. Jets, 10/22/17	2+ SACKS	2, Dominique Easley, at L.A. Rams, 11/20/16
38t, Reshad Jones, vs. Tennessee, 10/8/17	FUMBLE RECOVERED FOR TOUCHDOWN	54t, Chinedum Ndukwe, at Cincinnati, 12/20/07



## THE LAST TIME IT HAPPENED

THE LAST TIME (SPECIAL TEAMS)		
BY DOLPHINS		BY OPPONENT
96t, Kenyan Drake, vs. N.Y. Jets, 11/6/16	KICKOFF RETURN FOR A TD	102t, C.J. Spiller, at Buffalo, 9/14/14
94t, Mercury Morris, at New England, 12/5/71	KICKOFF RETURN FOR A TD ON OPENING KICKOFF	101t, Jacoby Ford, at Oakland, 11/28/10
78, Kenyan Drake, vs. San Francisco, 11/27/16	50+ YARD KICKOFF RETURN	87, Chris Owusu, vs. N.Y. Jets, 12/28/14
74t, Jakeem Grant, vs. Tennessee, 10/9/16	PUNT RETURN FOR A TD	79t, Leodis McKelvin, at Buffalo, 11/15/12
74t, Jakeem Grant, vs. Tennessee, 10/9/16	50+ YARD PUNT RETURN	57, Jeremy Kerley, at N.Y. Jets, 11/29/15
Walt Aikens, at N.Y. Jets, 12/17/16	BLOCKED PUNT RECOVERED FOR A TD	Chris Burkett, vs. N.Y. Jets, 9/29/91
Walt Aikens, at N.Y. Jets, 12/17/16	BLOCKED PUNT	Boobie Dixon, at Buffalo, 9/14/14
Walt Aikens return of blocked PAT, vs. Arizona, 12/11/16	DEFENSIVE 2-POINT CONVERSION ON PAT	Has never happened
Jordan Phillips, vs. Arizona, 12/11/16	BLOCKED PAT	Donald Penn, vs. Tampa Bay, 11/15/09
Cody Parkey, vs. Oakland, 11/5/17	MISSED (NOT BLOCKED) PAT	Chandler Catanzaro, at Arizona, 12/11/16
Vincent Taylor, at Baltimore, 10/26/17	BLOCKED FIELD GOAL	Daniel McCullers, vs. Pittsburgh, 10/16/16
47t, Curtis Johnson, vs. Green Bay, 12/19/71	BLOCKED FIELD GOAL RETURNED FOR TD	62t, Kyle Arrington, vs. New England, 12/14/14
6, Dan Carpenter, at Oakland, 11/28/10	6+ FIELD GOALS ATTEMPTED	6, Cody Parkey, vs. Cleveland, 9/25/16
5, Andrew Franks, vs. Pittsburgh, 10/16/16	5+ FIELD GOALS ATTEMPTED	5, Mike Nugent, at Cincinnati, 9/29/16
4, Cody Parkey, at L.A. Chargers, 9/17/17	4+ FIELD GOALS ATTEMPTED	5, Mike Nugent, at Cincinnati, 9/29/16
4, Cody Parkey, at L.A. Chargers, 9/17/17	3+ FIELD GOALS ATTEMPTED	3, Justin Tucker, at Baltimore, 10/26/17
6, Olindo Mare, at New England, 10/17/99	6+ FIELD GOALS MADE	Never happened
5, Dan Carpenter, at Cincinnati, 10/31/10	5+ FIELD GOALS MADE	5, Mike Nugent, at Cincinnati, 9/29/16
4, Cody Parkey, at L.A. Chargers, 9/17/17	4+ FIELD GOALS MADE	5, Mike Nugent, at Cincinnati, 9/29/16
4, Cody Parkey, at L.A. Chargers, 9/17/17	3+ FIELD GOALS MADE	3, Nick Folk, vs. N.Y. Jets, 11/6/16
vs. Oakland, 11/5/17	SUCCESSFUL ONSIDES KICK	at Buffalo, 12/18/11
vs. Oakland, 11/5/17	FAILED ONSIDES KICK ATTEMPT	vs. Buffalo, 10/23/16

# National Football League Game Summary

NFL Copyright © 2017 by The National Football League. All rights reserved. This summary and play-by-play is for the express purpose of assisting media in their coverage of the game; any other use of this material is prohibited without the written permission of the National Football League. Updated: 11/6/2017

Date: Sunday, 11/5/2017

**Oakland Raiders at Miami Dolphins**  
at Hard Rock Stadium, Miami Gardens, Fla.

Start Time: 9:30 PM EST

## Game Day Weather

Temp: 77° F (25.0° C) Humidity: 82%, Wind: N 2 mph

Played Outdoor on Turf: Natural Grass

## Officials

Referee: McAulay, Terry (77)  
Line Judge: Johnson, Carl (101)  
Back Judge: Martinez, Rich (39)

Umpire: Ferrell, Dan (64)  
Field Judge: Banks, Michael (72)  
Replay Official: Frantz, Earnie (0)

Down Judge: Bergman, Jerry (91)  
Side Judge: Monroe, Jonah (120)

## Lineups

### Oakland Raiders

Offense		Defense	
WR 15	M.Crabtree	DE 97	M.Edwards
LT 72	D.Penn	DT 94	E.Vanderdoes
LG 70	K.Osemele	NT 78	J.Ellis
C 61	R.Hudson	DE 52	K.Mack
RG 66	G.Jackson	SLB 51	B.Irvin
RT 73	M.Newhouse	MLB 53	N.Bowman
TE 87	J.Cook	WLB 57	C.James
WR 89	A.Cooper	LCB 23	D.McDonald
QB 4	D.Carr	RCB 38	T.Carrie
RB 24	M.Lynch	FS 27	R.Nelson
TE 86	L.Smith	SS 42	K.Joseph

### Miami Dolphins

Offense		Defense	
WR 10	K.Stills	DE 50	A.Branch
LT 67	L.Tunsil	DT 93	N.Suh
LG 77	J.Davis	DT 56	D.Godchaux
C 51	M.Pouncey	DE 91	C.Wake
RG 74	J.Bushrod	LB 47	K.Alonso
RT 70	J.James	LB 58	R.Maulaluga
TE 89	J.Thomas	LB 94	L.Timmons
QB 6	J.Cutler	CB 30	C.Tankersley
RB 26	D.Williams	CB 25	X.Howard
WR 14	J.Landry	S 20	R.Jones
TE 80	A.Fasano	S 31	M.Thomas

## Substitutions

K 2 G.Tavecchio, P 7 M.King, WR 10 S.Roberts, WR 16 J.Holton, S 20 O.Melifonwu, CB 21 S.Smith, S 26 S.Luani, RB 30 J.Richard, RB 33 D.Washington, DB 39 K.McGill, S 41 E.Harris, LB/DE 47 J.Cowser, LB 50 N.Morrow, LB 55 M.Lee, LB 56 X.Woodson-Luster, LS 59 J.Condo, G/T 74 V.Alexander, G/C 76 J.Feliciano, WR 84 C.Patterson, TE 88 C.Walford, DT 90 T.Hester, LB 91 S.Calhoun, DL 96 D.Autry

## Substitutions

K 1 C.Parkey, WR 11 D.Parker, P 16 M.Haack, WR 19 J.Grant, CB/S 21 J.Lucas, S 27 M.Smith, CB 28 B.McCain, RB 32 K.Drake, CB 33 T.McTyer, RB 34 S.Perry, CB/S 35 W.Aikens, CB 42 A.Verner, LB 45 M.Hull, TE 48 M.Gray, LB 59 C.Allen, C 64 J.Brendel, DE 78 T.Fede, T 79 S.Young, WR 88 L.Caroo, DE 90 C.Harris, LS 92 J.Denney, DE 95 W.Hayes, DT 97 J.Phillips

## Did Not Play

QB 3 E.Manuel

QB 8 M.Moore

## Not Active

QB 18 C.Cook, CB 22 G.Conley, CB 29 D.Amerson, FB/RB 49 J.Olawale, T 69 J.Ware, T 71 D.Sharpe, DE 95 J.Ward

QB 9 D.Fales, LB 44 S.Anthony, C/G 62 T.Larsen, G 68 I.Asiata, WR 87 R.Scott, DT 96 V.Taylor

## Field Goals (made ( ) & missed)

G.Tavecchio (36) (53)

C.Parkey (49)

		1	2	3	4	OT	Total
VISITOR:	Oakland Raiders	3	10	7	7	0	27
HOME:	Miami Dolphins	0	9	7	8	0	24

## Scoring Plays

Team	Qtr	Time	Play Description (Extra Point) (Drive Info)	Visitor	Home
Raiders	1	7:31	G.Tavecchio 36 yd. Field Goal (12-58, 7:29)	3	0
Dolphins	2	10:37	D.Williams 10 yd. pass from J.Cutler (kick failed, hlu) (10-82, 5:35)	3	6
Raiders	2	3:26	J.Holton 44 yd. pass from D.Carr (G.Tavecchio kick) (6-81, 4:02)	10	6
Dolphins	2	0:32	C.Parkey 49 yd. Field Goal (8-49, 2:54)	10	9
Raiders	2	0:00	G.Tavecchio 53 yd. Field Goal (5-42, 0:32)	13	9
Raiders	3	9:23	M.Lynch 22 yd. run (G.Tavecchio kick) (6-67, 3:24)	20	9
Dolphins	3	6:34	J.Landry 6 yd. pass from J.Cutler (C.Parkey kick) (7-75, 2:49)	20	16
Raiders	4	4:37	M.Lynch 3 yd. run (G.Tavecchio kick) (6-87, 2:44)	27	16
Dolphins	4	1:32	J.Thomas 15 yd. pass from J.Cutler (K.Drake run) (5-83, 0:22)	27	24

# National Football League Game Summary

NFL Copyright © 2017 by The National Football League. All rights reserved. This summary and play-by-play is for the express purpose of assisting media in their coverage of the game; any other use of this material is prohibited without the written permission of the National Football League. Updated: 11/6/2017

---

Paid Attendance: 65,139

Time: 3:05

# Final Individual Statistics

## Oakland Raiders

RUSHING	ATT	YDS	AVG	LG	TD
M.Lynch	14	57	4.1	22	2
D.Washington	4	16	4.0	11	0
J.Richard	5	14	2.8	5	0
D.Carr	4	-3	-0.8	0	0
Total	27	84	3.1	22	2

PASSING	ATT	CMP	YDS	SK/YD	TD	LG	IN	RT
D.Carr	30	21	300	1/5	1	44	1	99.3
Total	30	21	300	1/5	1	44	1	99.3

PASS RECEIVING	TAR	REC	YDS	AVG	LG	TD
J.Cook	9	8	126	15.8	35	0
A.Cooper	9	4	58	14.5	26	0
M.Crabtree	4	3	40	13.3	16	0
S.Roberts	2	2	28	14.0	29	0
M.Lynch	2	2	6	3.0	5	0
J.Holton	1	1	44	44.0	44	1
D.Washington	1	1	-2	-2.0	-2	0
J.Richard	1	0	0	0.0	0	0
Total	29	21	300	14.3	44	1

INTERCEPTIONS	NO	YDS	AVG	LG	TD
Total	0	0	0	0	0

PUNTING	NO	YDS	AVG	NET	TB	IN20	LG
M.King	3	140	46.7	45.0	0	2	49
Total	3	140	46.7	45.0	0	2	49

PUNT RETURNS	NO	YDS	AVG	FC	LG	TD
J.Richard	2	21	10.5	1	13	0
T.Carrie	0	0	0.0	1	0	0
[DOWNED]	1	0	0.0	0	0	0
Total	2	21	10.5	2	13	0

KICKOFF RETURNS	NO	YDS	AVG	FC	LG	TD
C.Patterson	2	61	30.5	0	35	0
[TOUCHBACK]	1	0	0.0	0	0	0
Total	2	61	30.5	0	35	0

## Miami Dolphins

RUSHING	ATT	YDS	AVG	LG	TD
K.Drake	9	69	7.7	42	0
D.Williams	7	14	2.0	4	0
M.Gray	1	3	3.0	3	0
J.Cutler	1	0	0.0	0	0
Total	18	86	4.8	42	0

PASSING	ATT	CMP	YDS	SK/YD	TD	LG	IN	RT
J.Cutler	42	34	311	1/2	3	27	0	121.3
Total	42	34	311	1/2	3	27	0	121.3

PASS RECEIVING	TAR	REC	YDS	AVG	LG	TD
J.Thomas	8	6	84	14.0	27	1
D.Williams	6	6	47	7.8	11	1
K.Drake	6	6	35	5.8	10	0
J.Landry	7	6	32	5.3	11	1
D.Parker	8	5	76	15.2	26	0
K.Stills	4	3	28	9.3	14	0
A.Fasano	2	2	9	4.5	6	0
Total	41	34	311	9.1	27	3

INTERCEPTIONS	NO	YDS	AVG	LG	TD
R.Jones	1	0	0.0	0	0
Total	1	0	0.0	0	0

PUNTING	NO	YDS	AVG	NET	TB	IN20	LG
M.Haack	5	221	44.2	40.0	0	2	54
Total	5	221	44.2	40.0	0	2	54

PUNT RETURNS	NO	YDS	AVG	FC	LG	TD
J.Grant	1	5	5.0	1	5	0
[OUT OF BOUNDS]	1	0	0.0	0	0	0
Total	1	5	5.0	1	5	0

KICKOFF RETURNS	NO	YDS	AVG	FC	LG	TD
J.Grant	2	47	23.5	0	25	0
[TOUCHBACK]	3	0	0.0	0	0	0
Total	2	47	23.5	0	25	0

### Oakland Raiders

FUMBLES	FUM	LOST	OWN-REC	YDS	TD	FORCED	OPP-REC	YDS	TD	OUT-BDS
D.Carr	2	0	0	-2	0	0	0	0	0	0
M.Newhouse	1	1	1	0	0	0	0	0	0	0
J.Richard	0	0	1	0	0	0	0	0	0	0
B.Irvin	0	0	0	0	0	1	0	0	0	0
T.Carrie	0	0	0	0	0	0	1	0	0	0
Total	3	1	2	-2	0	1	1	0	0	0

### Miami Dolphins

FUMBLES	FUM	LOST	OWN-REC	YDS	TD	FORCED	OPP-REC	YDS	TD	OUT-BDS
K.Drake	1	1	0	0	0	0	0	0	0	0
M.Pouncey	1	0	0	-4	0	0	0	0	0	0
J.Cutler	0	0	1	0	0	0	0	0	0	0
K.Alonso	0	0	0	0	0	1	0	0	0	0
N.Suh	0	0	0	0	0	1	0	0	0	0
C.Harris	0	0	0	0	0	0	1	0	0	0
Total	2	1	1	-4	0	2	1	0	0	0

## Final Team Statistics

	Visitor Raiders	Home Dolphins
<b>TOTAL FIRST DOWNS</b>	20	23
By Rushing	4	4
By Passing	14	15
By Penalty	2	4
<b>THIRD DOWN EFFICIENCY</b>	8-15-53%	5-12-42%
<b>FOURTH DOWN EFFICIENCY</b>	0-0-0%	0-1-0%
<b>TOTAL NET YARDS</b>	379	395
Total Offensive Plays (inc. times thrown passing)	58	61
Average gain per offensive play	6.5	6.5
<b>NET YARDS RUSHING</b>	84	86
Total Rushing Plays	27	18
Average gain per rushing play	3.1	4.8
Tackles for a loss-number and yards	2-4	1-1
<b>NET YARDS PASSING</b>	295	309
Times thrown - yards lost attempting to pass	1-5	1-2
Gross yards passing	300	311
<b>PASS ATTEMPTS-COMPLETIONS-HAD INTERCEPTED</b>	30-21-1	42-34-0
Avg gain per pass play (inc.# thrown passing)	9.5	7.2
<b>KICKOFFS Number-In End Zone-Touchbacks</b>	5-5-3	5-3-1
<b>PUNTS Number and Average</b>	3-46.7	5-44.2
Had Blocked	0	0
<b>FGs - PATs Had Blocked</b>	0-0	0-0
<b>Net Punting Average</b>	45.0	40.0
<b>TOTAL RETURN YARDAGE (Not Including Kickoffs)</b>	21	5
No. and Yards Punt Returns	2-21	1-5
No. and Yards Kickoff Returns	2-61	2-47
No. and Yards Interception Returns	0-0	1-0
<b>PENALTIES Number and Yards</b>	10-105	11-107
<b>FUMBLES Number and Lost</b>	3-1	2-1
<b>TOUCHDOWNS</b>	3	3
Rushing	2	0
Passing	1	3
<b>EXTRA POINTS Made-Attempts</b>	3-3	2-3
Kicking Made-Attempts	3-3	1-2
Rushing Made-Attempts	0-0	1-1
<b>FIELD GOALS Made-Attempts</b>	2-2	1-1
<b>RED ZONE EFFICIENCY</b>	1-2-50%	3-3-100%
<b>GOAL TO GO EFFICIENCY</b>	1-1-100%	2-2-100%
<b>SAFETIES</b>	0	0
<b>FINAL SCORE</b>	27	24
<b>TIME OF POSSESSION</b>	30:56	29:04



## Ball Possession And Drive Chart

### Oakland Raiders

#	Time Recd	Time Lost	Time Poss	How Ball Obtained	Drive Began	# Play	Yds Gain	Yds Pen	Net Yds	1st Down	Last Scrm	How Given Up
1	15:00	7:31	7:29	Kickoff	OAK 25	12	63	-5	58	3	* MIA 17	Field Goal
2	3:02	1:12	1:50	Punt	OAK 18	4	13	5	18	1	OAK 36	Punt
3	7:28	3:26	4:02	Fumble	OAK 19	6	111	-30	81	4	MIA 44	Touchdown
4	0:32	0:00	0:32	Kickoff	OAK 23	5	42	0	42	2	MIA 35	Field Goal
5	12:47	9:23	3:24	Punt	OAK 33	6	67	0	67	3	MIA 22	Touchdown
6	6:34	5:08	1:26	Kickoff	OAK 32	3	5	0	5	0	OAK 37	Punt
7	3:31	12:46	5:45	Punt	OAK 38	9	24	-10	14	2	MIA 43	Fumble
8	10:44	9:31	1:13	Punt	OAK 10	3	1	0	1	0	OAK 11	Punt
9	7:21	4:37	2:44	Punt	OAK 13	6	54	33	87	5	* MIA 3	Touchdown
10	2:53	1:54	0:59	Downs	OAK 49	3	0	0	0	0	OAK 49	Interception
11	1:32	0:00	1:32	Kickoff	50	3	-3	0	-3	0	OAK 48	End of Game

(310) Average OAK 28

### Miami Dolphins

#	Time Recd	Time Lost	Time Poss	How Ball Obtained	Drive Began	# Play	Yds Gain	Yds Pen	Net Yds	1st Down	Last Scrm	How Given Up
1	7:31	3:02	4:29	Kickoff	MIA 9	7	37	-5	32	2	MIA 41	Punt
2	1:12	10:37	5:35	Punt	MIA 18	10	77	5	82	6	* OAK 10	Touchdown
3	10:37	7:28	3:09	Onside Kick	MIA 48	5	32	0	32	2	OAK 24	Fumble
4	3:26	0:32	2:54	Kickoff	MIA 20	8	29	20	49	3	OAK 31	Field Goal
5	15:00	12:47	2:13	Kickoff	MIA 25	3	16	-15	1	0	MIA 26	Punt
6	9:23	6:34	2:49	Kickoff	MIA 25	7	75	0	75	4	* OAK 6	Touchdown
7	5:08	3:31	1:37	Punt	MIA 18	3	3	0	3	0	MIA 21	Punt
8	12:46	10:44	2:02	Fumble	MIA 48	4	15	-10	5	0	OAK 47	Punt
9	9:31	7:21	2:10	Punt	MIA 45	3	2	-10	-8	0	MIA 37	Punt
10	4:37	2:53	1:44	Kickoff	MIA 25	7	37	-10	27	1	OAK 48	Downs
11	1:54	1:32	0:22	Interception	MIA 17	5	68	15	83	5	* OAK 15	Touchdown

(298) Average MIA 27

### \* inside opponent's 20

#### Time of Possession by Quarter

Visitor	1st	2nd	3rd	4th	OT	Total
Oakland Raiders	9:19	4:34	8:21	8:42		30:56
Home Miami Dolphins	5:41	10:26	6:39	6:18		29:04

#### Kickoff Drive No.-Start Average

Raiders: 3 - OAK 27      Dolphins: 5 - MIA 21

## Final Defensive Statistics

Oakland Raiders	Regular Defensive Plays												Special Teams					Misc			
	TKL	AST	COMB	SK	/ YDS	TFL	QH	IN	PD	FF	FR	TKL	AST	FF	FR	BL	TKL	AST	FF	FR	
N.Bowman	5	5	10	0	0	0	0	1	0	0	0	0	0	0	0	0	0	0	0	0	0
D.McDonald	5	5	10	0	0	0	0	0	0	1	0	0	0	0	0	0	0	0	0	0	0
R.Nelson	2	4	6	0	0	0	0	0	0	0	0	0	0	0	0	0	0	0	0	0	0
T.Carrie	5	0	5	0	0	0	0	0	0	0	0	1	0	0	0	0	0	0	0	0	0
M.Edwards	4	1	5	0.5	1	0	1	0	0	0	0	0	0	0	0	0	0	0	0	0	0
B.Irvin	2	2	4	0.5	1	0	2	0	0	1	0	0	0	0	0	0	0	0	0	0	0
K.Mack	2	2	4	0	0	0	0	0	0	0	0	0	0	0	0	0	0	0	0	0	0
C.James	2	1	3	0	0	0	0	0	1	0	0	0	0	0	0	0	0	0	0	0	0
O.Melifonwu	2	1	3	0	0	0	0	0	0	0	0	0	0	0	0	0	0	0	0	0	0
K.Joseph	1	2	3	0	0	0	0	0	0	0	0	1	0	0	0	0	0	0	0	0	0
J.Ellis	2	0	2	0	0	0	0	0	0	0	0	0	0	0	0	0	0	0	0	0	0
S.Smith	2	0	2	0	0	0	0	0	0	0	0	0	0	0	0	0	0	0	0	0	0
D.Autry	1	0	1	0	0	1	0	0	1	0	0	0	0	0	0	0	0	0	0	0	0
E.Vanderdoes	1	0	1	0	0	0	0	0	0	0	0	0	0	0	0	0	0	0	0	0	0
N.Morrow	0	1	1	0	0	0	0	0	0	0	0	0	0	0	0	0	0	0	0	0	0
E.Harris	0	0	0	0	0	0	0	0	0	0	0	1	0	0	0	0	0	0	0	0	0
M.Lee	0	0	0	0	0	0	0	0	0	0	0	1	0	0	0	0	0	0	0	0	0
J.Cook	0	0	0	0	0	0	0	0	0	0	0	0	0	0	0	0	1	0	0	0	0
J.Richard	0	0	0	0	0	0	0	0	0	0	0	0	0	0	0	0	0	0	0	0	1
M.Newhouse	0	0	0	0	0	0	0	0	0	0	0	0	0	0	0	0	0	0	0	0	1
<b>Total</b>	<b>36</b>	<b>24</b>	<b>60</b>	<b>1</b>	<b>2</b>	<b>1</b>	<b>4</b>	<b>0</b>	<b>3</b>	<b>1</b>	<b>1</b>	<b>3</b>	<b>0</b>	<b>0</b>	<b>0</b>	<b>0</b>	<b>1</b>	<b>0</b>	<b>0</b>	<b>0</b>	<b>2</b>

TKL = Tackle AST = Assist COMB = Combined QH=QB Hit IN = Interception PD = Pass Defense FF = Forced Fumble FR = Fumble Recovery

Miami Dolphins	Regular Defensive Plays												Special Teams					Misc			
	TKL	AST	COMB	SK	/ YDS	TFL	QH	IN	PD	FF	FR	TKL	AST	FF	FR	BL	TKL	AST	FF	FR	
R.Jones	9	0	9	0	0	1	0	1	1	0	0	0	0	0	0	0	0	0	0	0	0
D.Godchaux	4	1	5	0	0	0	0	0	1	0	0	0	0	0	0	0	0	0	0	0	0
K.Alonso	4	1	5	0	0	1	0	0	0	1	0	0	0	0	0	0	0	0	0	0	0
B.McCain	3	1	4	0	0	1	0	0	0	0	0	0	0	0	0	0	0	0	0	0	0
L.Timmons	2	2	4	0	0	1	0	0	0	0	0	0	0	0	0	0	0	0	0	0	0
M.Thomas	1	3	4	0	0	0	0	0	0	0	0	1	1	0	0	0	0	0	0	0	0
C.Tankersley	3	0	3	0	0	0	0	0	1	0	0	0	0	0	0	0	0	0	0	0	0
A.Branch	1	2	3	0	0	1	0	0	0	0	0	0	0	0	0	0	0	0	0	0	0
R.Mauluga	2	0	2	0	0	0	0	0	0	0	0	0	0	0	0	0	0	0	0	0	0
W.Hayes	2	0	2	0	0	0	0	0	0	0	0	0	0	0	0	0	0	0	0	0	0
X.Howard	1	1	2	0	0	0	0	0	0	0	0	0	0	0	0	0	0	0	0	0	0
N.Suh	1	0	1	1	5	0	0	0	0	1	0	0	0	0	0	0	0	0	0	0	0
M.Smith	1	0	1	0	0	0	0	0	1	0	0	0	0	0	0	0	0	0	0	0	0
C.Harris	1	0	1	0	0	0	0	0	0	0	1	0	0	0	0	0	0	0	0	0	0
T.Fede	1	0	1	0	0	0	0	0	0	0	0	1	0	0	0	0	0	0	0	0	0
C.Wake	1	0	1	0	0	0	0	0	0	0	0	0	0	0	0	0	0	0	0	0	0
J.Phillips	0	1	1	0	0	0	1	0	0	0	0	0	0	0	0	0	0	0	0	0	0
C.Parkey	0	0	0	0	0	0	0	0	0	0	0	1	0	0	0	0	0	0	0	0	0
J.Landry	0	0	0	0	0	0	0	0	0	0	0	1	0	0	0	0	0	0	0	0	0
S.Perry	0	0	0	0	0	0	0	0	0	0	0	0	1	0	0	0	0	0	0	0	0
J.Cutler	0	0	0	0	0	0	0	0	0	0	0	0	0	0	0	0	0	0	0	0	1
<b>Total</b>	<b>37</b>	<b>12</b>	<b>49</b>	<b>1</b>	<b>5</b>	<b>5</b>	<b>1</b>	<b>1</b>	<b>4</b>	<b>2</b>	<b>1</b>	<b>4</b>	<b>2</b>	<b>0</b>	<b>0</b>	<b>0</b>	<b>0</b>	<b>0</b>	<b>0</b>	<b>0</b>	<b>1</b>

Oakland Raiders vs Miami Dolphins  
11/5/2017 at Hard Rock Stadium

# First Half Summary

PERIOD SCORES

Raiders	3	10 = 13
Dolphins	0	9 = 9

TIME OF POSSESSION

Raiders	13:53
Dolphins	16:07

Scoring Plays

Team	Qtr	Time	Play Description (Extra Point) (Drive Info)	Visitor	Home
Raiders	1	7:31	G.Tavecchio 36 yd. Field Goal (12-58, 7:29)	3	0
Dolphins	2	10:37	D.Williams 10 yd. pass from J.Cutler (kick failed, hlu) (10-82, 5:35)	3	6
Raiders	2	3:26	J.Holton 44 yd. pass from D.Carr (G.Tavecchio kick) (6-81, 4:02)	10	6
Dolphins	2	0:32	C.Parkey 49 yd. Field Goal (8-49, 2:54)	10	9
Raiders	2	0:00	G.Tavecchio 53 yd. Field Goal (5-42, 0:32)	13	9

	Oakland Raiders	Miami Dolphins
<b>TOTAL FIRST DOWNS</b>	10	13
First Downs Rushing-Passing-by Penalty	1 - 9 - 0	3 - 7 - 3
<b>THIRD DOWN EFFICIENCY</b>	4-6-67%	4-6-67%
<b>TOTAL NET YARDS</b>	229	175
Total Offensive Plays	25	29
<b>NET YARDS RUSHING</b>	23	34
<b>NET YARDS PASSING</b>	206	141
Gross Yards Passing	206	141
Times thrown-yards lost attempting to pass	0-0	0-0
<b>Pass Attempts-Completions-Had Intercepted</b>	17 - 12 - 0	17 - 16 - 0
<b>Punts-Number and Average</b>	1 - 46	1 - 31
<b>Penalties-Number and Yards</b>	8 - 80	4 - 29
<b>Fumbles-Number and Lost</b>	0 - 0	1 - 1
<b>Red Zone Efficiency</b>	0-1-0%	1-1-100%
<b>Average Drive Start</b>	OAK 21	MIA 24

Oakland Raiders

Miami Dolphins

Oakland Raiders							Miami Dolphins										
RUSHING	ATT	YDS	AVG	LG	TD		RUSHING	ATT	YDS	AVG	LG	TD					
D.Washington	3	15	5.0	11	0		K.Drake	5	21	4.2	11	0					
M.Lynch	5	8	1.6	6	0		D.Williams	6	10	1.7	4	0					
							M.Gray	1	3	3.0	3	0					
<b>Total</b>	<b>8</b>	<b>23</b>	<b>2.9</b>	<b>11</b>	<b>0</b>		<b>Total</b>	<b>12</b>	<b>34</b>	<b>2.8</b>	<b>11</b>	<b>0</b>					
PASSING	ATT	CMP	YDS	SK/YD	TD	LG	IN	RT	PASSING	ATT	CMP	YDS	SK/YD	TD	LG	IN	RT
D.Carr	17	12	206	0/0	1	44	0	131.0	J.Cutler	17	16	141	0/0	1	19	0	120.8
<b>Total</b>	<b>17</b>	<b>12</b>	<b>206</b>	<b>0/0</b>	<b>1</b>	<b>44</b>	<b>0</b>	<b>131.0</b>	<b>Total</b>	<b>17</b>	<b>16</b>	<b>141</b>	<b>0/0</b>	<b>1</b>	<b>19</b>	<b>0</b>	<b>120.8</b>
PASS RECEIVING	TAR	REC	YDS	AVG	LG	TD		PASS RECEIVING	TAR	REC	YDS	AVG	LG	TD			
J.Cook	6	6	113	18.8	35	0		D.Williams	5	5	39	7.8	11	1			
M.Crabtree	2	2	24	12.0	12	0		D.Parker	3	3	38	12.7	19	0			
J.Holton	1	1	44	44.0	44	1		K.Drake	3	3	19	6.3	9	0			
A.Cooper	4	1	26	26.0	26	0		J.Thomas	3	2	25	12.5	16	0			
M.Lynch	1	1	1	1.0	1	0		J.Landry	2	2	14	7.0	11	0			
D.Washington	1	1	-2	-2.0	-2	0		A.Fasano	1	1	6	6.0	6	0			
J.Richard	1	0	0	0.0	0	0											
<b>Total</b>	<b>16</b>	<b>12</b>	<b>206</b>	<b>17.2</b>	<b>44</b>	<b>1</b>		<b>Total</b>	<b>17</b>	<b>16</b>	<b>141</b>	<b>8.8</b>	<b>19</b>	<b>1</b>			

Oakland Raiders

Regular Defensive Plays

Special Teams

Misc

	TKL	AST	COMB	SK	/ YDS	TFL	Q	IN	PD	FF	FR	TKL	AST	FF	FR	BL	TKL	AST	FF	FR	
N.Bowman	3	4	7	0	0	0	0	0	0	0	0	0	0	0	0	0	0	0	0	0	0
D.McDonald	0	4	4	0	0	0	0	0	0	0	0	0	0	0	0	0	0	0	0	0	0
B.Irvin	2	1	3	0	0	0	0	0	0	1	0	0	0	0	0	0	0	0	0	0	0
K.Mack	2	1	3	0	0	0	0	0	0	0	0	0	0	0	0	0	0	0	0	0	0
<b>Total</b>	<b>7</b>	<b>10</b>	<b>17</b>	<b>0</b>	<b>0</b>	<b>0</b>	<b>0</b>	<b>0</b>	<b>0</b>	<b>1</b>	<b>0</b>	<b>0</b>	<b>0</b>	<b>0</b>	<b>0</b>	<b>0</b>	<b>0</b>	<b>0</b>	<b>0</b>	<b>0</b>	<b>0</b>

## First Half Summary

Miami Dolphins	Regular Defensive Plays											Special Teams					Misc				
	TKL	AST	COMB	SK	/ YDS	TFL	QH	IN	PD	FF	FR	TKL	AST	FF	FR	BL	TKL	AST	FF	FR	
R.Jones	4	0	4	0	0	0	0	0	0	0	0	0	0	0	0	0	0	0	0	0	0
K.Alonso	3	0	3	0	0	1	0	0	0	0	0	0	0	0	0	0	0	0	0	0	0
R.Maualuga	2	0	2	0	0	0	0	0	0	0	0	0	0	0	0	0	0	0	0	0	0
B.McCain	2	0	2	0	0	0	0	0	0	0	0	0	0	0	0	0	0	0	0	0	0
<b>Total</b>	<b>11</b>	<b>0</b>	<b>11</b>	<b>0</b>	<b>0</b>	<b>1</b>	<b>0</b>	<b>0</b>	<b>0</b>	<b>0</b>	<b>0</b>	<b>0</b>	<b>0</b>	<b>0</b>	<b>0</b>	<b>0</b>	<b>0</b>	<b>0</b>	<b>0</b>	<b>0</b>	<b>0</b>

# First Quarter

11/5/2017

**Play By Play**

MIA wins the coin toss and elects to defer. OAK elects to Receive, and MIA elects to defend the east goal.

C.Parkey kicks 65 yards from MIA 35 to end zone, Touchback.

**Oakland Raiders at 15:00**

- 1-10-OAK 25 (15:00) M.Lynch right tackle to OAK 25 for no gain (R.Jones).
- 2-10-OAK 25 (14:34) (Shotgun) D.Carr pass short left to M.Lynch to OAK 26 for 1 yard (R.Mauluga).
- 3-9-OAK 26 (13:42) (Shotgun) D.Carr pass deep left to J.Cook ran ob at MIA 39 for 35 yards. P1
- 1-10-MIA 39 (13:07) M.Lynch left end to MIA 37 for 2 yards (R.Mauluga).
- 2-8-MIA 37 (12:29) M.Lynch left tackle to MIA 38 for -1 yards (K.Alonso).
- 3-9-MIA 38 (11:43) (Shotgun) D.Carr pass short right to J.Cook to MIA 24 for 14 yards (B.McCain). P2
- 1-10-MIA 24 (11:00) M.Lynch right tackle to MIA 23 for 1 yard (A.Branch; D.Godchaux).
- 2-9-MIA 23 (10:20) (Shotgun) D.Carr pass short right to J.Cook to MIA 13 for 10 yards (K.Alonso) [J.Phillips]. P3
- 1-10-MIA 13 (9:38) *PENALTY on OAK-D.Penn, False Start, 5 yards, enforced at MIA 13 - No Play.*
- 1-15-MIA 18 (9:19) D.Washington left end to MIA 15 for 3 yards (R.Jones).
- 2-12-MIA 15 (8:26) (Shotgun) D.Carr pass short left to D.Washington to MIA 17 for -2 yards (L.Timmons).
- 3-14-MIA 17 (7:48) (Shotgun) D.Carr pass incomplete short middle.
- 4-14-MIA 17 (7:35) **G.Tavecchio 36 yard field goal is GOOD, Center-J.Condo, Holder-M.King.**

**OAK 3 MIA 0, 12 plays, 58 yards, 7:29 drive, 7:29 elapsed**

G.Tavecchio kicks 69 yards from OAK 35 to MIA -4. J.Grant pushed ob at MIA 18 for 22 yards (K.Joseph).

*PENALTY on MIA-T.Fede, Offensive Holding, 9 yards, enforced at MIA 18.*

**Miami Dolphins at 7:31, (1st play from scrimmage 7:26)**

- 1-10-MIA 9 (7:26) D.Williams left guard to MIA 8 for -1 yards (R.Nelson; B.Irvin).
- 2-11-MIA 8 (7:01) J.Cutler pass short right to A.Fasano pushed ob at MIA 14 for 6 yards (C.James).
- 3-5-MIA 14 (6:33) (Shotgun) J.Cutler pass short right to D.Parker to MIA 27 for 13 yards (D.McDonald; K.Joseph). P1
- 1-10-MIA 27 (5:46) J.Cutler pass short left to J.Landry pushed ob at MIA 38 for 11 yards (T.Carrie). P2
- 1-10-MIA 38 (5:21) D.Williams up the middle to MIA 38 for no gain (N.Bowman).
- 2-10-MIA 38 (4:51) (Shotgun) D.Williams right guard to MIA 42 for 4 yards (J.Ellis).
- 3-6-MIA 42 (4:09) (Shotgun) J.Cutler pass short left to J.Landry pushed ob at OAK 44 for 14 yards (R.Nelson).  
*PENALTY on MIA-J.James, Illegal Formation, 5 yards, enforced at MIA 42 - No Play.*
- 3-11-MIA 37 (3:34) (Shotgun) D.Williams right guard to MIA 41 for 4 yards (K.Mack).  
*Penalty on MIA-M.Pouncey, Offensive Holding, declined.*
- 4-7-MIA 41 (3:10) (Punt formation) M.Haack punts 31 yards to OAK 28, Center-J.Denney, downed by MIA-T.Fede.  
*PENALTY on OAK-J.Holton, Offensive Holding, 10 yards, enforced at OAK 28.*

**Oakland Raiders at 3:02**

- 1-10-OAK 18 (3:02) D.Carr pass short right to M.Crabtree to OAK 30 for 12 yards (C.Tankersley). P4
- 1-10-OAK 30 (2:18) D.Washington left guard to OAK 31 for 1 yard (W.Hayes).
- 2-9-OAK 31 (1:34) (Shotgun) D.Carr pass incomplete short right to A.Cooper.  
Timeout #1 by OAK at 01:31.
- 3-9-OAK 31 (1:31) (Shotgun) D.Carr pass incomplete deep right to M.Crabtree (M.Smith).  
*PENALTY on MIA-C.Harris, Defensive Offside, 5 yards, enforced at OAK 31 - No Play.*
- 3-4-OAK 36 (1:24) (Shotgun) D.Carr pass incomplete deep right to A.Cooper.
- 4-4-OAK 36 (1:20) (Punt formation) M.King punts 46 yards to MIA 18, Center-J.Condo, out of bounds.

**Miami Dolphins at 1:12**

- 1-10-MIA 18 (1:12) (Shotgun) J.Cutler pass short right to K.Drake to MIA 21 for 3 yards (D.McDonald; N.Bowman).
- 2-7-MIA 21 (:38) (Shotgun) J.Cutler pass short left to D.Parker to MIA 27 for 6 yards (S.Smith).

**END OF QUARTER**

	Score	Time Poss	First Downs				Efficiencies	
			R	P	X	T	3 Down	4 Down
<b>Oakland Raiders</b>	<b>3</b>	<b>9:19</b>	<b>0</b>	<b>4</b>	<b>0</b>	<b>4</b>	<b>2/4</b>	<b>0/0</b>
<b>Miami Dolphins</b>	<b>0</b>	<b>5:41</b>	<b>0</b>	<b>2</b>	<b>0</b>	<b>2</b>	<b>1/2</b>	<b>0/0</b>

## Second Quarter

11/5/2017

## Play By Play

Miami Dolphins continued.

3-1-MIA 27	(15:00) D.Williams right guard to MIA 29 for 2 yards (D.McDonald; K.Mack).	R3
<u>1-10-MIA 29</u>	(14:22) K.Drake left guard to MIA 40 for 11 yards (S.Smith).	R4
	<i>PENALTY on OAK-M.Edwards, Unnecessary Roughness, 15 yards, enforced at MIA 40.</i>	X5
<u>1-10-OAK 45</u>	(13:59) (Shotgun) K.Drake up the middle to OAK 45 for no gain (E.Vanderdoes).	
	<i>PENALTY on MIA-J.Bushrod, Offensive Holding, 10 yards, enforced at OAK 45 - No Play.</i>	
1-20-MIA 45	(13:41) (Shotgun) J.Cutler pass short left to K.Drake pushed ob at OAK 46 for 9 yards (N.Bowman).	
2-11-OAK 46	(13:27) (No Huddle, Shotgun) K.Drake right guard to OAK 41 for 5 yards (K.Mack).	
3-6-OAK 41	(12:53) (Shotgun) J.Cutler pass short middle to D.Parker pushed ob at OAK 22 for 19 yards (O.Melifonwu).	P6
<u>1-10-OAK 22</u>	(12:05) D.Williams right tackle to OAK 21 for 1 yard (B.Irvin).	
2-9-OAK 21	(11:32) (No Huddle, Shotgun) J.Cutler pass short middle to D.Williams to OAK 10 for 11 yards (D.McDonald; N.Bowman).	P7
<u>1-10-OAK 10</u>	<b>(10:47) J.Cutler pass short right to D.Williams for 10 yards, TOUCHDOWN.</b>	P8
	C.Parkey extra point is No Good, Hit Left Upright, Center-J.Denney, Holder-M.Haack.	

<b>OAK 3 MIA 6, 10 plays, 82 yards, 1 penalty, 5:35 drive, 4:23 elapsed</b>
---

C.Parkey kicks inside 13 yards from MIA 35 to MIA 48. RECOVERED by MIA-C.Parkey.

## Miami Dolphins at 10:37, (1st play from scrimmage 10:36)

1-10-MIA 48	(10:36) K.Drake left guard to MIA 48 for no gain (E.Vanderdoes).	
2-10-MIA 48	(9:53) (Shotgun) J.Cutler pass short left to J.Thomas to OAK 43 for 9 yards (R.Nelson; N.Bowman).	
3-1-OAK 43	(9:11) M.Gray right guard to OAK 40 for 3 yards (J.Ellis).	R9
<u>1-10-OAK 40</u>	(8:26) J.Cutler pass short right to J.Thomas to OAK 24 for 16 yards (C.James).	P10
<u>1-10-OAK 24</u>	(7:37) K.Drake left guard to OAK 20 for 4 yards (B.Irvin). FUMBLES (B.Irvin), RECOVERED by OAK-T.Carrie at OAK 19.	

## Oakland Raiders at 7:28

1-10-OAK 19	(7:28) (Shotgun) D.Carr pass short middle to J.Cook to OAK 46 for 27 yards (R.Jones).	P5
<u>1-10-OAK 46</u>	(6:58) (Shotgun) D.Carr pass short left to M.Crabtree to MIA 42 for 12 yards (M.Thomas).	P6
	<i>PENALTY on OAK-L.Smith, Unnecessary Roughness, 15 yards, enforced between downs.</i>	
<u>1-10-OAK 43</u>	(6:18) M.Lynch up the middle to OAK 43 for no gain (K.Alonso).	
	<i>PENALTY on OAK-J.Cook, Illegal Motion, 5 yards, enforced at OAK 43 - No Play.</i>	
1-15-OAK 38	(6:05) (Shotgun) M.Lynch left guard to OAK 38 for no gain (X.Howard).	
	<i>PENALTY on OAK-J.Cook, Offensive Holding, 10 yards, enforced at OAK 38 - No Play.</i>	
1-25-OAK 28	(5:42) (Shotgun) D.Carr pass short left to J.Cook pushed ob at OAK 39 for 11 yards (R.Jones).	
2-14-OAK 39	(5:05) (Shotgun) D.Washington left tackle to 50 for 11 yards (K.Alonso).	
3-3-50	(4:18) (Shotgun) M.Lynch left guard to MIA 44 for 6 yards (C.Wake).	R7
<u>1-10-MIA 44</u>	<b>(3:35) (Shotgun) D.Carr pass deep right to J.Holton for 44 yards, TOUCHDOWN.</b>	P8
	G.Tavecchio extra point is GOOD, Center-J.Condo, Holder-M.King.	

<b>OAK 10 MIA 6, 6 plays, 81 yards, 4:02 drive, 11:34 elapsed</b>
---

G.Tavecchio kicks 70 yards from OAK 35 to MIA -5. J.Grant to MIA 20 for 25 yards (E.Harris).

## Miami Dolphins at 3:26, (1st play from scrimmage 3:21)

1-10-MIA 20	(3:21) J.Cutler pass short left to D.Williams to MIA 23 for 3 yards (N.Bowman).	
2-7-MIA 23	(2:44) (Shotgun) J.Cutler pass short right to J.Landry to MIA 26 for 3 yards (T.Carrie).	
3-4-MIA 26	(2:20) (Shotgun) <i>PENALTY on OAK-D.Autry, Encroachment, 5 yards, enforced at MIA 26 - No Play.</i>	X11

## Two-Minute Warning

<u>1-10-MIA 31</u>	(2:00) (Shotgun) J.Cutler pass short left to D.Williams to MIA 36 for 5 yards (N.Bowman; R.Nelson).	
2-5-MIA 36	(1:38) (No Huddle, Shotgun) J.Cutler pass short right to D.Williams pushed ob at MIA 46 for 10 yards (K.Joseph).	P12
	<i>PENALTY on OAK-K.Joseph, Unnecessary Roughness, 15 yards, enforced at MIA 46.</i>	X13
<u>1-10-OAK 39</u>	(1:30) (Shotgun) J.Cutler pass short middle to K.Drake to OAK 32 for 7 yards (M.Edwards).	
2-3-OAK 32	(1:10) (No Huddle, Shotgun) K.Drake left guard to OAK 31 for 1 yard (M.Edwards).	
3-2-OAK 31	(:47) (Shotgun) J.Cutler pass incomplete short left to J.Thomas (D.Autry).	
4-2-OAK 31	<b>(:37) C.Parkey 49 yard field goal is GOOD, Center-J.Denney, Holder-M.Haack.</b>	

<b>OAK 10 MIA 9, 8 plays, 49 yards, 2 penalties, 2:54 drive, 14:28 elapsed</b>
--

C.Parkey kicks 68 yards from MIA 35 to OAK -3. C.Patterson to OAK 23 for 26 yards (M.Thomas).

**Oakland Raiders vs Miami Dolphins at Hard Rock Stadium**

**Oakland Raiders at 0:32, (1st play from scrimmage 0:28)**

1-10-OAK 23 (:28) (Shotgun) D.Carr pass deep middle to A.Cooper to OAK 49 for 26 yards (C.Tankersley).  
 Timeout #2 by OAK at 00:20.

P9

1-10-OAK 49 (:20) (Shotgun) D.Carr pass incomplete short middle to J.Richard (D.Godchaux).

2-10-OAK 49 (:13) (Shotgun) D.Carr pass incomplete deep left to A.Cooper (M.Smith).

3-10-OAK 49 (:05) (Shotgun) D.Carr pass short middle to J.Cook to MIA 35 for 16 yards (B.McCain).

P10

Timeout #3 by OAK at 00:01.

Timeout #1 by MIA at 00:01.

1-10-MIA 35 (:01) (Field Goal formation) G.Tavecchio 53 yard field goal is GOOD, Center-J.Condo, Holder-M.King.

**OAK 13 MIA 9, 5 plays, 42 yards, 0:32 drive, 15:00 elapsed**

**END OF QUARTER**

	Score	Time Poss	First Downs				Efficiencies	
			R	P	X	T	3 Down	4 Down
<b>Oakland Raiders</b>	13	4:34	1	5	0	6	2/2	0/0
<b>Miami Dolphins</b>	9	10:26	3	5	3	11	3/4	0/0

# Third Quarter

11/5/2017

## Play By Play

MIA elects to Receive, and OAK elects to defend the goal.

G.Tavecchio kicks 65 yards from OAK 35 to end zone, Touchback.

### Miami Dolphins at 15:00

- 1-10-MIA 25 (15:00) (Shotgun) J.Cutler pass incomplete short left to J.Thomas (C.James).
- 2-10-MIA 25 (14:57) (Shotgun) D.Williams left tackle to MIA 33 for 8 yards (B.Irvin).  
*PENALTY on MIA-J.Davis, Offensive Holding, 10 yards, enforced at MIA 25 - No Play.*
- 2-20-MIA 15 (14:37) (Shotgun) *PENALTY on MIA-J.Davis, False Start, 5 yards, enforced at MIA 15 - No Play.*
- 2-25-MIA 10 (14:15) (Shotgun) K.Drake up the middle to MIA 14 for 4 yards (M.Edwards).
- 3-21-MIA 14 (13:38) (Shotgun) J.Cutler pass short left to J.Thomas to MIA 26 for 12 yards (O.Melifonwu).
- 4-9-MIA 26 (12:59) (Punt formation) M.Haack punts 54 yards to OAK 20, Center-J.Denney. J.Richard to OAK 33 for 13 yards (M.Thomas; S.Perry).

### Oakland Raiders at 12:47

- 1-10-OAK 33 (12:47) (Shotgun) M.Lynch left guard to OAK 36 for 3 yards (D.Godchaux).
- 2-7-OAK 36 (12:24) (Shotgun) M.Lynch right tackle to 50 for 14 yards (R.Jones). R11
- 1-10-50 (11:36) D.Carr pass short right to A.Cooper to MIA 30 for 20 yards (C.Tankersley). P12
- 1-10-MIA 30 (11:05) (Shotgun) J.Richard left end to MIA 27 for 3 yards (D.Godchaux).
- 2-7-MIA 27 (10:25) (Shotgun) D.Carr pass short left to M.Lynch pushed ob at MIA 22 for 5 yards (L.Timmons).
- 3-2-MIA 22 **(9:38) M.Lynch up the middle for 22 yards, TOUCHDOWN.** R13  
G.Tavecchio extra point is GOOD, Center-J.Condo, Holder-M.King.

**OAK 20 MIA 9, 6 plays, 67 yards, 3:24 drive, 5:37 elapsed**

G.Tavecchio kicks 65 yards from OAK 35 to end zone, Touchback.

### Miami Dolphins at 9:23

- 1-10-MIA 25 (9:23) J.Cutler pass short left to K.Drake pushed ob at MIA 35 for 10 yards (N.Bowman). P14
- 1-10-MIA 35 (9:09) (No Huddle, Shotgun) J.Cutler pass incomplete short middle.
- 2-10-MIA 35 (9:05) K.Drake right tackle to OAK 23 for 42 yards (K.Joseph; D.McDonald). R15
- 1-10-OAK 23 (8:34) (No Huddle, Shotgun) J.Cutler pass short left to J.Landry pushed ob at OAK 18 for 5 yards (T.Carrie).
- 2-5-OAK 18 (8:08) (Shotgun) J.Cutler pass short middle to K.Stills to OAK 9 for 9 yards (R.Nelson). P16
- 1-9-OAK 9 (7:20) J.Cutler pass short right to A.Fasano pushed ob at OAK 6 for 3 yards (D.McDonald).
- 2-6-OAK 6 **(6:41) (No Huddle, Shotgun) J.Cutler pass short right to J.Landry for 6 yards, TOUCHDOWN.** P17  
C.Parkey extra point is GOOD, Center-J.Denney, Holder-M.Haack.

**OAK 20 MIA 16, 7 plays, 75 yards, 2:49 drive, 8:26 elapsed**

C.Parkey kicks 68 yards from MIA 35 to OAK -3. C.Patterson pushed ob at OAK 32 for 35 yards (C.Parkey).

### Oakland Raiders at 6:34, (1st play from scrimmage 6:28)

- 1-10-OAK 32 (6:28) (Shotgun) D.Carr pass incomplete short right to J.Cook.
- 2-10-OAK 32 (6:24) (Shotgun) D.Carr pass short left to A.Cooper to OAK 38 for 6 yards (M.Smith).
- 3-4-OAK 38 (5:56) (Shotgun) D.Carr pass short right to S.Roberts to OAK 37 for -1 yards (B.McCain).
- 4-5-OAK 37 (5:20) (Punt formation) M.King punts 45 yards to MIA 18, Center-J.Condo, fair catch by J.Grant.

### Miami Dolphins at 5:08

- 1-10-MIA 18 (5:08) (Shotgun) K.Drake left tackle to MIA 18 for no gain (M.Edwards).
- 2-10-MIA 18 (4:30) (Shotgun) J.Cutler pass short right to J.Landry to MIA 21 for 3 yards (T.Carrie).
- 3-7-MIA 21 (4:01) J.Cutler pass incomplete short right to D.Parker (D.McDonald).
- 4-7-MIA 21 (3:38) (Punt formation) M.Haack punts 49 yards to OAK 30, Center-J.Denney. J.Richard to OAK 38 for 8 yards (T.Fede).

### Oakland Raiders at 3:31

- 1-10-OAK 38 (3:31) J.Richard up the middle to OAK 40 for 2 yards (W.Hayes).
- 2-8-OAK 40 (2:58) (Shotgun) J.Richard right guard to OAK 44 for 4 yards (C.Harris).
- 3-4-OAK 44 (2:09) (Shotgun) D.Carr pass short left to J.Cook to 50 for 6 yards (R.Jones). P14
- 1-10-50 (1:26) (Shotgun) J.Richard up the middle to MIA 45 for 5 yards (X.Howard; A.Branch).
- 2-5-MIA 45 (:53) J.Richard up the middle to MIA 45 for no gain (D.Godchaux).

### END OF QUARTER

	Score	Time Poss	First Downs				Efficiencies	
			R	P	X	T	3 Down	4 Down
<b>Oakland Raiders</b>	<b>20</b>	<b>8:21</b>	<b>2</b>	<b>2</b>	<b>0</b>	<b>4</b>	<b>2/3</b>	<b>0/0</b>
<b>Miami Dolphins</b>	<b>16</b>	<b>6:39</b>	<b>1</b>	<b>3</b>	<b>0</b>	<b>4</b>	<b>0/2</b>	<b>0/0</b>



## Fourth Quarter

11/5/2017

## Play By Play

Oakland Raiders continued.

- 3-5-MIA 45 (15:00) (Shotgun) D.Carr pass short right to A.Cooper to MIA 39 for 6 yards (B.McCain; L.Timmons). P15
- 1-10-MIA 39 (14:29) M.Lynch left tackle to MIA 31 for 8 yards (M.Thomas; J.Phillips).
- 2-2-MIA 31 (13:45) D.Carr FUMBLES (Aborted) at MIA 31, recovered by OAK-J.Richard at MIA 38. J.Richard to MIA 33 for 5 yards (R.Jones).
- 3-4-MIA 33 (13:03) (Shotgun) D.Carr pass incomplete short left to S.Roberts.  
*PENALTY on OAK-D.Penn, Offensive Holding, 10 yards, enforced at MIA 33 - No Play.*
- 3-14-MIA 43 (12:57) (Shotgun) D.Carr sacked at OAK 47 for -10 yards (N.Suh). FUMBLES (N.Suh), recovered by OAK-M.Newhouse at OAK 43. M.Newhouse to OAK 49 for 6 yards (K.Alonso). FUMBLES (K.Alonso), RECOVERED by MIA-C.Harris at MIA 48. C.Harris to MIA 48 for no gain (J.Cook).

## Miami Dolphins at 12:46

- 1-10-MIA 48 (12:46) J.Cutler pass short right to D.Williams to OAK 44 for 8 yards (D.McDonald).  
*PENALTY on MIA-J.Landry, Offensive Holding, 10 yards, enforced at OAK 44.*
- 1-12-MIA 46 (12:33) K.Drake left guard to MIA 48 for 2 yards (R.Nelson; N.Morrow).
- 2-10-MIA 48 (11:43) J.Cutler pass incomplete short middle to J.Landry [N.Bowman].
- 3-10-MIA 48 (11:29) (Shotgun) J.Cutler pass short right to K.Stills to OAK 47 for 5 yards (D.McDonald).
- 4-5-OAK 47 (11:03) (Punt formation) M.Haack punts 37 yards to OAK 10, Center-J.Denney, fair catch by T.Carrie.

## Oakland Raiders at 10:44

- 1-10-OAK 10 (10:44) (Shotgun) D.Washington up the middle to OAK 11 for 1 yard (K.Alonso; M.Thomas).
- 2-9-OAK 11 (10:03) (Shotgun) D.Carr pass incomplete deep right to A.Cooper.  
Timeout #1 by OAK at 09:47.
- 3-9-OAK 11 (9:47) (Shotgun) D.Carr pass incomplete short right to M.Crabtree.
- 4-9-OAK 11 (9:43) (Punt formation) M.King punts 49 yards to MIA 40, Center-J.Condo. J.Grant to MIA 45 for 5 yards (M.Lee).

## Miami Dolphins at 9:31

- 1-10-MIA 45 (9:31) K.Drake left tackle to MIA 49 for 4 yards (B.Irvin).  
*PENALTY on MIA-M.Pouncey, Offensive Holding, 10 yards, enforced at MIA 45 - No Play.*
- 1-20-MIA 35 (9:06) (Shotgun) J.Cutler pass incomplete deep left to D.Parker. MIA-J.James was injured during the play. His return is Questionable.
- 2-20-MIA 35 (8:58) (Shotgun) J.Cutler sacked at MIA 33 for -2 yards (sack split by M.Edwards and B.Irvin).
- 3-22-MIA 33 (8:15) (Shotgun) D.Williams up the middle to MIA 37 for 4 yards (O.Melifonwu; K.Mack).
- 4-18-MIA 37 (7:29) (Punt formation) M.Haack punts 50 yards to OAK 13, Center-J.Denney, fair catch by J.Richard.

## Oakland Raiders at 7:21

- 1-10-OAK 13 (7:21) (Shotgun) M.Lynch right tackle to OAK 15 for 2 yards (D.Godchaux).
- 2-8-OAK 15 (6:44) (Shotgun) D.Carr pass short middle to M.Crabtree to OAK 31 for 16 yards (X.Howard). P16
- 1-10-OAK 31 (6:16) (No Huddle) M.Lynch left tackle to OAK 28 for -3 yards (A.Branch).
- 2-13-OAK 28 (5:36) (Shotgun) D.Carr pass short left to J.Cook pushed ob at OAK 35 for 7 yards (R.Jones).  
Timeout #2 by OAK at 04:56.
- 3-6-OAK 35 (4:56) (Shotgun) D.Carr pass deep right to S.Roberts pushed ob at MIA 36 for 29 yards (R.Jones). P17  
*PENALTY on MIA-R.Jones, Unnecessary Roughness, 15 yards, enforced at MIA 36.* X18
- 1-10-MIA 21 (4:49) D.Carr pass incomplete deep left to M.Crabtree.  
*PENALTY on MIA-X.Howard, Defensive Pass Interference, 18 yards, enforced at MIA 21 - No Play.* X19
- 1-3-MIA 3 (4:42) (Shotgun) M.Lynch right guard for 3 yards, TOUCHDOWN. R20  
G.Tavecchio extra point is GOOD, Center-J.Condo, Holder-M.King.

<b>OAK 27 MIA 16, 6 plays, 87 yards, 2 penalties, 2:44 drive, 10:23 elapsed</b>
---

G.Tavecchio kicks 65 yards from OAK 35 to end zone, Touchback.

## Miami Dolphins at 4:37

- 1-10-MIA 25 (4:37) (Shotgun) J.Cutler pass short middle to J.Landry to MIA 29 for 4 yards (N.Bowman).
- 2-6-MIA 29 (4:18) (No Huddle, Shotgun) J.Cutler pass short left to J.Thomas pushed ob at MIA 34 for 5 yards (T.Carrie).
- 3-1-MIA 34 (4:11) (Shotgun) J.Cutler pass deep left to J.Thomas to OAK 39 for 27 yards (R.Nelson). P18
- 1-10-OAK 39 (3:46) (No Huddle, Shotgun) J.Cutler pass short middle to K.Drake to OAK 34 for 5 yards (N.Bowman; C.James).
- 2-5-OAK 34 (3:22) (No Huddle, Shotgun) J.Cutler Aborted. M.Pouncey FUMBLES at OAK 34, recovered by MIA-J.Cutler at OAK 38. J.Cutler to OAK 38 for no gain (D.Autry).  
Timeout #1 by MIA at 03:10.
- 3-9-OAK 38 (3:10) (Shotgun) J.Cutler pass incomplete short right to K.Stills.

**Oakland Raiders vs Miami Dolphins at Hard Rock Stadium**

4-9-OAK 38 (3:06) (Shotgun) J.Cutler pass short left to J.Thomas to OAK 24 for 14 yards (C.James).  
*PENALTY on MIA-J.Bushrod, Offensive Holding, 10 yards, enforced at OAK 38 - No Play.*

4-19-OAK 48 (2:59) (Shotgun) J.Cutler pass incomplete deep left to D.Parker.

**Oakland Raiders at 2:53**

1-10-OAK 49 (2:53) V.Alexander reported in as eligible. M.Lynch up the middle to OAK 49 for no gain (T.Fede).

Timeout #2 by MIA at 02:48.

2-10-OAK 49 (2:48) M.Lynch right tackle to OAK 49 for no gain (L.Timmons; M.Thomas).

3-10-OAK 49 (2:20) D.Carr pass deep right intended for A.Cooper INTERCEPTED by R.Jones (C.Tankersley) at MIA 17. R.Jones ran ob at MIA 17 for no gain.

Two-Minute Warning

**Miami Dolphins at 1:54**

1-10-MIA 17 (1:54) (Shotgun) J.Cutler pass short right to K.Drake pushed ob at MIA 18 for 1 yard (D.McDonald).

2-9-MIA 18 (1:50) (Shotgun) J.Cutler pass short right to K.Stills ran ob at MIA 32 for 14 yards [B.Irvin].

*PENALTY on OAK-B.Irvin, Roughing the Passer, 15 yards, enforced at MIA 32.*

1-10-MIA 47 (1:46) (Shotgun) J.Cutler pass short right to D.Parker pushed ob at OAK 41 for 12 yards (D.McDonald).

1-10-OAK 41 (1:40) (No Huddle, Shotgun) J.Cutler pass incomplete deep right to D.Parker.

The Replay Official reviewed the incomplete pass ruling, and the play was REVERSED.

(No Huddle, Shotgun) J.Cutler pass deep right to D.Parker ran ob at OAK 15 for 26 yards.

1-10-OAK 15 (1:36) (Shotgun) J.Cutler pass short right to J.Thomas for 15 yards, TOUCHDOWN.

Timeout #3 by MIA at 01:32.

TWO-POINT CONVERSION ATTEMPT. K.Drake rushes right tackle. ATTEMPT SUCCEEDS.

Timeout #3 by OAK at 01:32.

**OAK 27 MIA 24, 5 plays, 83 yards, 1 penalty, 0:22 drive, 13:28 elapsed**

C.Parkey kicks onside 15 yards from MIA 35 to 50. A.Cooper (didn't try to advance) to 50 for no gain (J.Landry).

**Oakland Raiders at 1:32, (1st play from scrimmage 1:31)**

1-10-50 (1:31) J.Feliciano reported in as eligible. D.Carr kneels to OAK 49 for -1 yards.

2-11-OAK 49 (:47) D.Carr kneels to OAK 48 for -1 yards.

3-12-OAK 48 (:29) D.Carr kneels to OAK 47 for -1 yards.

**END OF QUARTER**

	Score	Time Poss	First Downs				Efficiencies	
			R	P	X	T	3 Down	4 Down
<b>Oakland Raiders</b>	<b>27</b>	<b>8:42</b>	<b>1</b>	<b>3</b>	<b>2</b>	<b>6</b>	<b>2/6</b>	<b>0/0</b>
<b>Miami Dolphins</b>	<b>24</b>	<b>6:18</b>	<b>0</b>	<b>5</b>	<b>1</b>	<b>6</b>	<b>1/4</b>	<b>0/1</b>

# Miscellaneous Statistics Report

Oakland Raiders vs Miami Dolphins  
11/5/2017 at Hard Rock Stadium

## Ten Longest Plays for Oakland Raiders

Yards	Qtr	Play Start	Play Description
44	2	1-10-MIA 44	(3:35) (Shotgun) D.Carr pass deep right to J.Holton for 44 yards, TOUCHDOWN.
44	4	3-6-OAK 35	(4:56) (Shotgun) D.Carr pass deep right to S.Roberts pushed ob at MIA 36 for 29 yards (R.Jones). PENALTY on MIA-R.Jones, Unnecessary Roughness, 15 yards, enforced at MIA 36.
35	1	3-9-OAK 26	(13:42) (Shotgun) D.Carr pass deep left to J.Cook ran ob at MIA 39 for 35 yards.
27	2	1-10-OAK 19	(7:28) (Shotgun) D.Carr pass short middle to J.Cook to OAK 46 for 27 yards (R.Jones).
26	2	1-10-OAK 23	(:28) (Shotgun) D.Carr pass deep middle to A.Cooper to OAK 49 for 26 yards (C.Tankersley).
22	3	3-2-MIA 22	(9:38) M.Lynch up the middle for 22 yards, TOUCHDOWN.
20	3	1-10-50	(11:36) D.Carr pass short right to A.Cooper to MIA 30 for 20 yards (C.Tankersley).
16	2	3-10-OAK 49	(:05) (Shotgun) D.Carr pass short middle to J.Cook to MIA 35 for 16 yards (B.McCain).
16	4	2-8-OAK 15	(6:44) (Shotgun) D.Carr pass short middle to M.Crabtree to OAK 31 for 16 yards (X.Howard).
14	1	3-9-MIA 38	(11:43) (Shotgun) D.Carr pass short right to J.Cook to MIA 24 for 14 yards (B.McCain).

## Ten Longest Plays for Miami Dolphins

Yards	Qtr	Play Start	Play Description
42	3	2-10-MIA 35	(9:05) K.Drake right tackle to OAK 23 for 42 yards (K.Joseph; D.McDonald).
29	4	2-9-MIA 18	(1:50) (Shotgun) J.Cutler pass short right to K.Stills ran ob at MIA 32 for 14 yards [B.Irvin].
27	4	3-1-MIA 34	(4:11) (Shotgun) J.Cutler pass deep left to J.Thomas to OAK 39 for 27 yards (R.Nelson).
26	2	1-10-MIA 29	(14:22) K.Drake left guard to MIA 40 for 11 yards (S.Smith).
26	4	1-10-OAK 41	(1:40) (No Huddle, Shotgun) J.Cutler pass incomplete deep right to D.Parker.
25	2	2-5-MIA 36	(1:38) (No Huddle, Shotgun) J.Cutler pass short right to D.Williams pushed ob at MIA 46 for 10 yards (K.Joseph).
19	2	3-6-OAK 41	(12:53) (Shotgun) J.Cutler pass short middle to D.Parker pushed ob at OAK 22 for 19 yards (O.Melifonwu).
16	2	1-10-OAK 40	(8:26) J.Cutler pass short right to J.Thomas to OAK 24 for 16 yards (C.James).
15	4	1-10-OAK 15	(1:36) (Shotgun) J.Cutler pass short right to J.Thomas for 15 yards, TOUCHDOWN.
13	1	3-5-MIA 14	(6:33) (Shotgun) J.Cutler pass short right to D.Parker to MIA 27 for 13 yards (D.McDonald; K.Joseph).

## Touchdown Scoring Information

		Offense	Defense	Special Teams
<b>VISITOR</b>	Oakland Raiders	3	0	0
<b>HOME</b>	Miami Dolphins	3	0	0

## Player Scoring Information

Club	Player	TD	Rush TD	Rec TD	KO TD	Punt TD	Int TD	Fum TD	Misc TD	FG	XP	2Pt Rush	2Pt Rec	Sfty	Points
OAK	M.Lynch	0	2	0	0	0	0	0	0	0	0	0	0	0	12
OAK	G.Tavecchio	0	0	0	0	0	0	0	0	2	3	0	0	0	9
OAK	J.Holton	0	0	1	0	0	0	0	0	0	0	0	0	0	6
MIA	J.Landry	0	0	1	0	0	0	0	0	0	0	0	0	0	6
MIA	D.Williams	0	0	1	0	0	0	0	0	0	0	0	0	0	6
MIA	J.Thomas	0	0	1	0	0	0	0	0	0	0	0	0	0	6
MIA	C.Parkey	0	0	0	0	0	0	0	0	1	1	0	0	0	4
MIA	K.Drake	0	0	0	0	0	0	0	0	0	0	1	0	0	2

## Possession Detail

	First Half		Second Half		Game	
	Visitor	Home	Visitor	Home	Visitor	Home
Largest Lead	4	3	11	0	11	3
Drives Leading	2	1	7	0	9	1
Time of Possession Leading	2:22	3:09	17:03	0:00	19:25	3:09
Largest Deficit	-3	-4	0	-11	-3	-11
Drives Trailing	1	3	0	7	1	10
Time of Possession Trailing	4:02	12:58	0:00	12:57	4:02	25:55
Times Score Tied Up		0		0		0
Lead Changes		3		0		3



## NFL STANDINGS

AMERICAN FOOTBALL CONFERENCE											
EAST DIVISION											
TEAM	W	L	T	PCT	PF	PA	HOME	AWAY	CONF	DIV	STREAK
New England Patriots	6	2	0	.750	216	179	3-2-0	3-0-0	3-1-0	1-0-0	Won 4
Buffalo Bills	5	3	0	.625	174	149	4-0-0	1-3-0	3-2-0	1-1-0	Lost 1
<b>MIAMI DOLPHINS</b>	<b>4</b>	<b>4</b>	<b>0</b>	<b>.500</b>	<b>116</b>	<b>179</b>	<b>2-2-0</b>	<b>2-2-0</b>	<b>3-3-0</b>	<b>1-1-0</b>	<b>LOST 2</b>
New York Jets	4	5	0	.444	191	207	3-2-0	1-3-0	4-4-0	2-3-0	Won 1
NORTH DIVISION											
TEAM	W	L	T	PCT	PF	PA	HOME	AWAY	CONF	DIV	STREAK
Pittsburgh Steelers	6	2	0	.750	167	131	2-1-0	4-1-0	4-1-0	3-0-0	Won 3
Baltimore Ravens	4	5	0	.444	190	171	2-2-0	2-3-0	4-3-0	2-1-0	Lost 1
Cincinnati Bengals	3	5	0	.375	129	158	2-2-0	1-3-0	3-4-0	1-2-0	Lost 1
Cleveland Browns	0	8	0	.000	119	202	0-5-0	0-3-0	0-7-0	0-3-0	Lost 8
SOUTH DIVISION											
TEAM	W	L	T	PCT	PF	PA	HOME	AWAY	CONF	DIV	STREAK
Tennessee Titans	5	3	0	.625	181	193	3-1-0	2-2-0	4-3-0	2-1-0	Won 3
Jacksonville Jaguars	5	3	0	.625	206	117	2-2-0	3-1-0	5-2-0	2-1-0	Won 2
Houston Texans	3	5	0	.375	229	208	2-3-0	1-2-0	3-4-0	1-2-0	Lost 2
Indianapolis Colts	3	6	0	.333	162	260	2-2-0	1-4-0	2-3-0	1-2-0	Won 1
WEST DIVISION											
TEAM	W	L	T	PCT	PF	PA	HOME	AWAY	CONF	DIV	STREAK
Kansas City Chiefs	6	3	0	.667	253	208	3-1-0	3-2-0	4-2-0	2-1-0	Lost 1
Oakland Raiders	4	5	0	.444	196	214	2-2-0	2-3-0	4-4-0	1-2-0	Won 1
Los Angeles Chargers	3	5	0	.375	150	152	1-3-0	2-2-0	2-4-0	2-2-0	Lost 1
Denver Broncos	3	5	0	.375	150	198	3-1-0	0-4-0	2-3-0	2-2-0	Lost 4

NATIONAL FOOTBALL CONFERENCE											
EAST DIVISION											
TEAM	W	L	T	PCT	PF	PA	HOME	AWAY	CONF	DIV	STREAK
Philadelphia Eagles	8	1	0	.889	283	179	5-0-0	3-1-0	6-0-0	3-0-0	Won 7
Dallas Cowboys	5	3	0	.625	226	178	2-2-0	3-1-0	4-2-0	2-0-0	Won 3
Washington Redskins	4	4	0	.500	177	194	2-2-0	2-2-0	3-3-0	0-3-0	Won 1
New York Giants	1	7	0	.125	129	207	0-4-0	1-3-0	0-6-0	0-2-0	Lost 2
NORTH DIVISION											
TEAM	W	L	T	PCT	PF	PA	HOME	AWAY	CONF	DIV	STREAK
Minnesota Vikings	6	2	0	.750	179	135	4-1-0	2-1-0	4-1-0	2-1-0	Won 4
Detroit Lions	4	4	0	.500	206	186	1-3-0	3-1-0	4-3-0	2-0-0	Won 1
Green Bay Packers	4	4	0	.500	181	191	3-2-0	1-2-0	3-4-0	1-2-0	Lost 3
Chicago Bears	3	5	0	.375	134	171	2-2-0	1-3-0	1-5-0	0-2-0	Lost 1
SOUTH DIVISION											
TEAM	W	L	T	PCT	PF	PA	HOME	AWAY	CONF	DIV	STREAK
New Orleans Saints	6	2	0	.750	221	155	3-1-0	3-1-0	5-1-0	2-0-0	Won 6
Carolina Panthers	6	3	0	.667	168	159	2-2-0	4-1-0	4-3-0	2-1-0	Won 2
Atlanta Falcons	4	4	0	.500	170	172	1-2-0	3-2-0	3-1-0	0-1-0	Lost 1
Tampa Bay Buccaneers	2	6	0	.250	158	198	2-2-0	0-4-0	2-4-0	0-2-0	Lost 5
WEST DIVISION											
TEAM	W	L	T	PCT	PF	PA	HOME	AWAY	CONF	DIV	STREAK
Los Angeles Rams	6	2	0	.750	263	155	2-2-0	4-0-0	4-2-0	2-1-0	Won 3
Seattle Seahawks	5	3	0	.625	189	149	3-1-0	2-2-0	3-2-0	2-0-0	Lost 1
Arizona Cardinals	4	4	0	.500	139	201	2-1-0	2-3-0	3-4-0	2-1-0	Won 1
San Francisco 49ers	0	9	0	.000	143	239	0-4-0	0-5-0	0-8-0	0-4-0	Lost 9