



BEARS



VS



GREEN BAY PACKERS vs CHICAGO BEARS

SUN NOV 12 2017 NOON SOLDIER FIELD



2017 CHICAGO BEARS SCHEDULE

(3-5, 4th NFC NORTH)

DAY	DATE	OPPONENT	TIME/RESULT	TV
SUNDAY	SEPTEMBER 10	FALCONS	L, 17-23	FOX
Sunday	September 17	at Tampa Bay	L, 7-29	FOX
SUNDAY	SEPTEMBER 24	STEELERS	W, 23-17 (ot)	CBS
Thursday	September 28	at Green Bay	L, 14-35	CBS/NFLN
MONDAY	OCTOBER 9	VIKINGS	L, 17-20	ESPN
Sunday	October 15	at Baltimore	W, 27-24 (ot)	FOX
SUNDAY	OCTOBER 22	PANTHERS	W, 17-3	CBS
Sunday	October 29	at New Orleans	L, 12-20	FOX
Sunday	November 5	Bye		
SUNDAY	NOVEMBER 12	PACKERS	NOON*	FOX
SUNDAY	NOVEMBER 19	LIONS	NOON*	FOX
Sunday	November 26	at Philadelphia	Noon*	FOX
SUNDAY	DECEMBER 3	49ERS	NOON*	CBS
Sunday	December 10	at Cincinnati	Noon*	FOX
Saturday	December 16	at Detroit	3:30 p.m.	NFLN
SUNDAY	DECEMBER 24	BROWNS	NOON	CBS
Sunday	December 31	at Minnesota	Noon*	FOX

All times are Central; **HOME GAMES IN BOLD CAPS**

* Game dates and times subject to change

NFC NORTH STANDINGS

TEAM	W	L	T	PCT	PF	PA
Minnesota	6	2	0	.750	179	135
Detroit	4	4	0	.500	206	186
Green Bay	4	4	0	.500	181	191
Chicago	3	5	0	.375	134	171



GAME RELEASE | WEEK 10

BEARS

GREEN BAY PACKERS vs CHICAGO BEARS

NOV 12, 2017 | NOON | SOLDIER FIELD



THE BROADCASTS

TV: FOX

Thom Brennaman (talent)

Chris Spielman (analyst)

Peter Schrager (reporter)



RADIO: WBBM 780 AM, 105.9 FM

Jeff Joniak (talent)

Tom Thayer (analyst)

Zach Zaidman (reporter)



SPANISH RADIO: Univision 1200AM, Latino Mix 93.5FM

Hector Lozano (talent), **Omar Ramos** (analyst)

The game can also be heard on Sirius/XM channel 135 and internet channel 805.

QUICK COMPARISON



Record 3-5 (4th NFCN)
 Pts/Gm 16.8
 Rush Yds/Gm 130.1
 Pass Yds/Gm 157.5
 Total Off/Gm 287.6
 Total Def/Gm 312.0



Record ...4-4 (T-2nd NFCN)
 Pts/Gm 22.6
 Rush Yds/Gm 98.6
 Pass Yds/Gm 211.5
 Total Off/Gm 310.1
 Total Def/Gm 357.4

INDIVIDUAL LEADERS

PASSING

#10 Mitchell Trubisky
 38-80; 512 yds
 2 TD, 2 INT, 66.3 QBR

RUSHING

#24 Jordan Howard
 162-662 yds; 4 TD, 4.1 ypc

RECEIVING

#13 Kendall Wright
 22-259 yds; 1 TD, 11.8 ypc

DEFENSE

#96 Akiem Hicks
 26 tackles; 7.0 sacks

PASSING

#7 Brett Hundley
 57-97; 489 yds
 1 TD, 4 INT, 58.3 QBR

RUSHING

#33 Aaron Jones
 67-358 yds; 3 TD, 5.3 ypc

RECEIVING

#37 Davante Adams
 37-404 yds; 5 TD, 10.9 ypc

DEFENSE

#50 Blake Martinez
 74 tackles; 1.0 sack

SERIES HISTORY

The Bears-Packers rivalry is the oldest in the NFL, dating to 1921. The two teams are meeting for the 196th time with GB leading the series at 95-94-6. The Packers won the last meeting in Green Bay on Sept. 28, 35-14. Chicago's last win was a 17-13 victory in 2015 on Thanksgiving at Lambeau Field.

FIRST AND 10

- The Bears have won two of their last three and start the second half of the season with three of their next four games at Soldier Field (Packers, Lions, at Eagles, 49ers).
- The Bears, who have already matched their win total from 2016, faced six opposing QBs who have either won or played in a Super Bowl during their first eight games.
- Head coach **John Fox** is 10-5 after bye weeks in his NFL head coaching career, including a 4-0 mark with Denver.
- The Bears rank fourth in the NFC and sixth in the NFL with 130.1 rushing yards per game.
- RB **Jordan Howard** leads the Bears with 662 rushing yards and four TDs. He ranks third in the NFC and sixth in the NFL with 82.8 yards per game (min 100 att.). He has 1,975 career rushing yards, needing 25 more to reach 2,000.
- He recorded his 10th career 100-yard rushing game with 102 yards in Week 8 at New Orleans, becoming the fastest player in Bears history to record 10 100-yard games.
- QB **Mitchell Trubisky** is 2-2 in his young NFL career as a starter, picking up his first NFL win at Baltimore Oct. 15.
- The Bears defense has allowed just two offensive TDs in the past 13 quarters of play entering the bye week.
- The Bears are tied for sixth in the NFC and tied for ninth among all NFL teams with 23.0 sacks on the year.
- DL **Akiem Hicks** is tied for fifth in the NFC with 7.0 sacks on the season. He has two games this season with multiple sacks (Atlanta, Minnesota). He has at least 1.0 in his last four games.

WEEKLY MEDIA SCHEDULE

WEDNESDAY

11:40 a.m. Practice at Halas Hall
 HC John Fox available at podium after practice
 OC Dowell Loggains available at podium
 QB Mitchell Trubisky available at podium
 Open locker room following podium availability
 Conference Call times TBA

THURSDAY

11:40 a.m. Practice at Halas Hall
 HC John Fox available at podium following practice
 DC Vic Fangio available at PNC Center podium
 STC Jeff Rodgers available at PNC Center podium
 Open locker room following podium availability

FRIDAY

11:25 a.m. Practice at Halas Hall
 HC John Fox available at podium following practice
 Open locker room following Coach Fox availability

SATURDAY

No availability



THE COACHES



John Fox..... Coach Mike McCarthy
Bears..... Team Packers
San Diego State..... Alma Mater Baker Univ.
16th..... Years as NFL Head Coach..... 12th
3rd..... Years with Team 12th
12-28..... Record with Team 118-65-1
131-117..... Career Record..... 118-65-1
8-7..... Career Playoff Record..... 10-8
3-8..... Career Record vs. Opponent 17-7
2-6..... Career Record vs. Coach 6-2

BEARS FOOTBALL STAFF

Head Coach: John Fox (named 1/16/2015)
Record at Chicago: 12-28 (3rd Season)
Career Record: 131-117 (16th Season)
Defensive Coordinator..... Vic Fangio
Offensive Coordinator..... Dowell Loggains
Special Teams Coordinator..... Jeff Rodgers
Quarterbacks..... Dave Ragone
Running Backs..... Curtis Modkins
Offensive Line..... Jeremiah Washburn
Wide Receivers..... Zach Azzanni
Offensive Assistant..... John Dunn
Offensive Assistant..... Ben McDaniels
Tight Ends..... Frank Smith
Assistant Offensive Line..... Ben Wilkerson
Linebackers..... Glenn Pires
Defensive Line..... Jay Rodgers
Defensive Quality Control..... Sean Desai
Defensive Backs..... Ed Donatell
Assistant Defensive Backs..... Roy Anderson
Outside Linebackers..... Brandon Staley
Assistant Special Teams..... Derius Swinton II
Strength and Conditioning..... Jason George
Asst. Strength and Conditioning..... Pierre Ngo
Asst. Strength and Conditioning..... Rick Perry

BEARS MEDIA RELATIONS STAFF

VP of Communications..... Brandon Faber
Director of Media Relations..... Adam Widman
Media Relations Coordinator..... Jared Ellerson
Media Relations Assistant..... Aaron Clark
Public Relations Specialist..... Meghan Bower
Media Relations Seasonal..... Ben Schmitz
SVP Marketing & Communications..... Scott Hagel
Email..... First Name.Last Name@Bears.NFL.Net
Media Relations Phone Number..... 847-295-9657

LAST MEETING VS. GREEN BAY



WEEK 4
Packers 35, Bears 14
Lambeau Field (78,362)
Thursday, Sept. 28, 2017

Table with 5 columns: Team, 1st Q, 2nd Q, 3rd Q, 4th Q. Rows: CHICAGO (0, 7, 0, 7, 14), GREEN BAY (14, 7, 7, 7, 35)

FIRST QUARTER

Packers 9:49 Adams 5 yd. pass from Rodgers (Crosby kick)
Packers 8:56 Cobb 2 yd. pass from Rodgers (Crosby kick)

SECOND QUARTER

Packers 4:48 Jones 2 yd. run (Crosby kick)
Bears 0:08 Wright 5 yd. pass from Glennon (Barth kick)

THIRD QUARTER

Packers 4:09 Nelson 4 yd. pass from Rodgers (Crosby kick)

FOURTH QUARTER

Packers 14:54 Nelson 8 yd. pass from Rodgers (Crosby kick)
Bears 6:01 Howard 3 yd. run (Barth kick)

Summary table comparing Bears and Packers statistics: First Downs, 3rd Down, Total Net Yards, Off Plays, Avg Gain, Rushing Net, Passing Net, Penalties, Turnovers, Punts, TDs, FGs, TO Remain, Time of Poss.

PASSING LEADERS

BEARS - Glennon 21-33-2, 218 yds, 1 TD.
PACKERS - Rodgers 18-26-0, 179 yds, 4 TD.

RUSHING LEADERS

BEARS - Howard 18-53, 1 TD; Cunningham 5-26; Cohen 6-24.
PACKERS - Jones 13-49, 1 TD; Montgomery 5-28; Williams 4-11.

RECEIVING LEADERS

BEARS - Wright 4-51, 1 TD; Miller 2-45; Thompson 5-44; Bellamy 3-36; Cohen 4-24; Howard 2-10.
PACKERS - Nelson 4-75, 2 TD; Cobb 4-44, 1 TD; Bennett 6-39; Adams 2-13, 1 TD.



TEAM COMPARISON

	BEARS	PACKERS
Record	3-5	4-4
Division Standing	4th (NFCN) ..	T-2nd (NFCN)
Turnover Margin	-4 (T-25th)	+5 (T-6th)

OFFENSE (NFL RANK)

Net Yards Per Game.....	287.6 (29th)	310.1 (23rd)
Yards Per Play	4.75 (27th)	5.05 (21st)
Points Per Game.....	16.8 (27th)	22.6 (T-11th)
Possession Avg.....	29:07	28:10
Net Rushing YPG	130.1 (6th)	98.6 (21st)
Net Passing YPG	157.5 (32nd)	211.5 (21st)
Had Intercepted/Yds	7/102	7/123
Sacks Allowed/Yds	19/144	27/182
Fumbles/Lost	16/8	7/2
3rd Down Pct.	36.1 (23rd)	40.6 (11th)
Red Zone TD Pct.	56.3 (11th)	73.1 (1st)
Giveaways.....	15	9

DEFENSE (NFL RANK)

Net Yards	312.0 (8th)	357.4 (25th)
Yards Per Play	4.99 (10th)	5.56 (24th)
Points Per Game.....	21.4 (13th)	23.9 (22nd)
Net Rushing Yds	104.4 (13th)	118.0 (23rd)
Net Passing Yds.....	207.6 (11th)	239.4 (20th)
Interceptions/Yards	4/226	6/49
Sacks For/Yards.....	23/144	13/107
Opp. Fumbles/Lost	8/7	12/8
3rd Down Pct.	38.0 (13th)	44.4 (27th)
Red Zone TD Pct.	48.1 (9th)	69.6 (30th)
Takeaways	11	14

SPECIAL TEAMS (NFL RANK)

Punts-Avg. Yds (Gross)	48.2	45.7
Punts-Avg. Yds (Net)	39.7	44.1
Punt Returns-Avg. Per	7.4	9.2
Punt Returns-Avg. Per Allowed...13.0	3.9
KO Returns-Avg. Per.....	22.1	21.2
KO Returns-Avg. Per Allowed.....	26.8	23.6
FG Made/Attempted	7/11	8/10

PENALTIES

Penalties Against/Yards	52/404	53/432
Opp. Penalties Against/Yds	53/426	52/448

INDIVIDUAL COMPARISON

	BEARS	PACKERS
PASSING YARDS		
Glennon	833	Rodgers
Trubisky	512	Hundley

RUSHING YARDS		
Howard	662	Jones.....
Cohen	228	Montgomery
Trubisky	110	Rodgers

RECEIVING YARDS		
Wright	259	Adams.....
Miller	236	Nelson.....
Cohen	234	Cobb.....

POINTS SCORED		
Barth.....	34	Crosby.....
Howard	24	Nelson.....
Three Tied.....	12	Adams.....

INTERCEPTIONS		
Jackson	1	Randall
Amos	1	Brice
Callahan.....	1	Clinton-Dix
Trevathan	1	House

SACKS		
Hicks.....	7.0	Perry.....
Two Tied	5.0	Matthews.....
McPhee.....	4.0	Jones.....

DEFENSIVE TACKLES (PRESS BOX TOTALS)		
Trevathan	52	Martinez.....
Jones.....	47	Clinton-Dix
Fuller	39	Two Tied

KICKOFF RETURNS (AVG.)		
Thompson	11 (20.8)	Davis.....
		11 (22.5)

PUNT RETURNS (AVG.)		
Cohen	17 (7.9)	Davis.....
		9 (9.2)

FIELD GOALS (AVG.)		
Barth.....	7/11 (63.6%)	Crosby.....
		8/10 (80.0%)

PUNTS (GROSS/NET AVG.)		
O'Donnell.44	(48.2/39.7)	Vogel
		35 (45.7/44.1)



BEARS-PACKERS SERIES HISTORY • PACKERS LEAD 95-94-4

1921 -	Staleys, 20-0 (W)	1953 -	Bears, 17-13 (GB)	1987 -	Bears, 26-24 (LM)
1923 -	Bears, 3-0 (GB)		Tie, 21-21 (W)		Bears, 23-10 (S)
1924 -	Bears, 3-0 (W)	1954 -	Bears, 10-3 (GB)	1988 -	Bears, 24-6 (LM)
1925 -	Packers, 14-10 (GB)		Bears, 28-23 (W)		Bears, 16-0 (S)
	Bears, 21-0 (W)	1955 -	Packers, 24-3 (GB)	1989 -	Packers, 14-13 (LM)
1926 -	Tie, 6-6 (GB)		Bears, 52-31 (W)		Packers, 40-28 (S)
	Bears, 19-13 (W)	1956 -	Bears, 37-21 (GB)	1990 -	Bears, 31-13 (LM)
	Tie, 3-3 (W)		Bears, 38-14 (W)		Bears, 27-13 (S)
1927 -	Bears, 7-6 (GB)	1957 -	Packers, 21-17 (GB)	1991 -	Bears, 10-0 (LM) tnf
	Bears, 14-6 (W)		Bears, 21-14 (W)		Bears, 27-13 (S)
1928 -	Tie, 12-12 (GB)	1958 -	Bears, 34-20 (GB)	1992 -	Bears, 30-10 (LM)
	Packers, 16-6 (W)		Bears, 24-10 (W)		Packers, 17-3 (S)
	Packers, 6-0 (W)	1959 -	Packers, 9-6 (GB)	1993 -	Packers, 17-3 (LM)
1929 -	Packers, 23-0 (GB)		Bears, 28-17 (W)		Bears, 30-17 (S)
	Packers, 14-0 (W)	1960 -	Bears, 17-14 (GB)	1994 -	Packers, 33-6 (S) mnf
	Packers, 25-0 (W)		Packers, 41-13 (W)		Packers, 40-3 (LM)
1930 -	Packers, 7-0 (GB)	1961 -	Packers, 24-0 (GB)	1995 -	Packers, 27-24 (S) mnf
	Packers, 13-12 (W)		Packers, 31-28 (W)		Packers, 35-28 (LM)
	Bears, 21-0 (W)	1962 -	Packers, 49-0 (GB)	1996 -	Packers, 37-6 (S)
1931 -	Packers, 7-0 (GB)		Packers, 38-7 (W)		Packers, 28-17 (LM)
	Packers, 6-2 (W)	1963 -	Bears, 10-3 (GB)	1997 -	Packers, 38-24 (LM) mnf
	Bears, 7-6 (W)		Bears, 26-7 (W)		Packers, 24-23 (S)
1932 -	Tie, 0-0 (GB)	1964 -	Packers, 23-12 (GB)	1998 -	Packers, 26-20 (LM)
	Packers, 2-0 (W)		Packers, 17-3 (W)		Packers, 16-13 (S)
	Bears, 9-0 (W)	1965 -	Packers, 23-14 (LM)	1999 -	Bears, 14-13 (LM)
1933 -	Bears, 14-7 (GB)		Bears, 31-10 (W)		Packers, 35-19 (S)
	Bears, 10-7 (W)	1966 -	Packers, 17-0 (W)	2000 -	Bears, 27-24 (LM)
	Bears, 7-6 (W)		Packers, 13-6 (LM)		Packers, 28-6 (S)
1934 -	Bears, 24-10 (GB)	1967 -	Packers, 13-10 (LM)	2001 -	Packers, 20-12 (S)
	Bears, 27-14 (W)		Packers, 17-13 (W)		Packers, 17-7 (LM)
1935 -	Packers, 7-0 (GB)	1968 -	Bears, 13-10 (LM)	2002 -	Packers, 34-21 (IL) mnf
	Packers, 17-14 (W)		Packers, 28-27 (W)		Packers, 30-20 (LM)
1936 -	Bears, 30-3 (GB)	1969 -	Packers, 17-0 (LM)	2003 -	Packers, 38-23 (S) mnf
	Packers, 21-10 (W)		Packers, 21-3 (W)		Packers, 34-21 (LM)
1937 -	Bears, 14-2 (GB)	1970 -	Packers, 20-19 (LM)	2004 -	Bears, 21-10 (LM)
	Packers, 24-14 (W)		Bears, 35-17 (W)		Packers, 31-14 (S)
1938 -	Bears, 2-0 (GB)	1971 -	Packers, 17-14 (S)	2005 -	Bears, 19-7 (S)
	Packers, 24-17 (W)		Packers, 31-10 (LM)		Bears, 24-17 (LM)
1939 -	Packers, 21-16 (GB)	1972 -	Packers, 20-17 (LM)	2006 -	Bears, 26-0 (LM)
	Bears, 30-27 (W)		Packers, 23-17 (S)		Packers, 26-7 (S) sn
1940 -	Bears, 41-10 (GB)	1973 -	Bears, 31-17 (LM)	2007 -	Bears, 27-20 (LM) sn
	Bears, 14-7 (W)		Packers, 21-0 (S)		Bears, 35-7 (S)
1941 -	Bears, 25-17 (GB)	1974 -	Bears, 10-9 (S) mnf	2008 -	Packers, 37-3 (LM)
	Packers, 16-14 (W)		Packers, 20-3 (ML)		Bears, 20-17 (S) + mnf
	Bears, 33-14 (W) CC	1975 -	Bears, 27-14 (S)	2009 -	Packers, 21-15 (LM) sn
1942 -	Bears, 44-28 (GB)		Packers, 28-7 (LM)		Packers, 21-14 (S)
	Bears, 38-7 (W)	1976 -	Bears, 24-13 (S)	2010 -	Bears, 20-17 (S) mnf
1943 -	Tie, 21-21 (GB)		Bears, 16-10 (LM)		Packers, 10-3 (LM)
	Bears, 21-7 (W)	1977 -	Bears, 26-0 (LM)		Packers, 21-14 (S) CC
1944 -	Packers, 42-28 (GB)		Bears, 21-10 (S)	2011 -	Packers, 27-17 (S)
	Bears, 21-0 (W)	1978 -	Packers, 24-14 (LM)		Packers, 35-21 (LM) sn
1945 -	Packers, 31-21 (GB)		Bears, 14-0 (S)	2012 -	Packers, 23-10 (LM) tnf
	Bears, 28-24 (W)	1979 -	Bears, 6-3 (S)		Packers, 21-13 (S)
1946 -	Bears, 30-7 (GB)		Bears, 15-14 (LM)	2013 -	Bears, 27-20 (LM) mnf
	Bears, 10-7 (W)	1980 -	Packers, 12-6 (LM) +		Packers, 33-28 (S)
1947 -	Packers, 29-20 (GB)		Bears, 61-7 (S)	2014 -	Packers, 38-17 (S)
	Bears, 20-17 (W)	1981 -	Packers, 16-9 (S)		Packers, 55-14 (LM) snf
1948 -	Bears, 45-7 (GB)		Packers, 21-17 (LM)	2015 -	Packers, 31-23 (S)
	Bears, 7-6 (W)	1982 -	(both games cancelled		Bears, 17-13 (LM) thank
1949 -	Bears, 17-0 (GB)		by players' strike)	2016 -	Packers, 26-10 (LM)
	Bears, 24-3 (W)	1983 -	Packers, 31-28 (LM)		Packers, 30-27 (S)
1950 -	Packers, 31-21 (GB)		Bears, 23-21 (S)	2017 -	Packers, 35-14 (LM) tnf
	Bears, 28-14 (W)	1984 -	Bears, 9-7 (LM)		
1951 -	Bears, 31-20 (GB)		Packers, 20-14 (S)		
	Bears, 24-13 (W)	1985 -	Bears, 23-7 (S) mnf		
1952 -	Bears, 24-14 (GB)		Bears, 16-10 (LM)		
	Packers, 41-28 (W)	1986 -	Bears, 25-12 (LM) mnf		
			Bears, 12-10 (S)		

W Wrigley Field, Chicago
 GB City Stadium, Green Bay
 S Soldier Field, Chicago
 LM Lambeau Field, Green Bay
 CC Conference Championship



BEARS TOP PERFORMANCES VS. PACKERS

TEAM*Records since 1950

INDIVIDUAL*Records since 1960

Offense:

Total Net Yards:594 (12/7/80)
 Net Passing Yards: 354 (12/13/70)
 Net Rushing yards: 406 (11/6/55)
 Rushing TDs: 5 (2 times, 12/7/80)
 Receiving TDs: 4 (12/13/70)
 Points Scored (1920): 61 (12/7/80)
 Largest Margin of Victory (1920):54 (12/7/80)
 First Downs: 33 (9/28/14)
 3rd Down Conversions:11 (9/13/15)
 4th Down Conversions: 5 (12/1/96)
 Rushing Attempts:57 (11/17/63)
 Fewest Rushing Attempts:12 (9/25/11)
 Passing Attempts:50 (10/7/02)
 Fewest Passing Attempts: 10 (10/30/77)
 Completions: 30 (12/18/16)
 Fewest Offensive Penalties: 1 (2 times, 11/11/01)
 Time of Possession (1981):40:50 (9/16/84)

Defense:

Fewest Net Yards Allowed: 98 (11/4/73)
 Fewest Pass Yds Allowed:-12 (11/4/73)
 Fewest Rush Yds Allowed:22 (11/27/88)
 Fewest Pts Allowed: 0 (14 times, 12/16/73)
 Sacks: 9 (12/13/70)
 Passes Defensed (1991): 10 (2 times, 12/30/07)
 Interceptions: 5 (3 times, 9/24/67)
 Turnovers: 8 (9/24/67)
 Opp. Penalties: 18 (9/27/10)

Special Teams:

Punt Returns: 8 (10/15/50)
 Punt Return Yards:104 (9/10/06)
 Kick Returns: 10 (11/9/14)
 Kick Return Yards: 304 (11/9/52)
 PR Touchdowns:1 (4 times, 9/27/10)
 KR Touchdowns: 2 (2 times, 11/9/52)
 Field Goals Made: 4 (6 times, 9/10/06)
 Field Goal Long:52 (3 times, 11/29/87)
 Punts: 10 (10/15/1950)
 Punts In20: 6 (12/9/01)

Offense:

Net Passing Yds:362 (M. Barkley, 12/18/16)
 Pass Attempts:49 (J. Miller, 10/7/02)
 Completion Pct: 81.8 (V. Evans, 12/7/80)
 QBR:158.3 (V. Evans, 12/7/80)
 Receiving Yards:190 (M. Ditka, 11/12/61)
 Receptions:12 (M. Booker, 10/7/02)
 Receptions by a RB: 11 (J. Allen, 12/3/00)
 Receiving Yards by a RB: 104 (G. Sayers, 10/3/65)
 Rush Yards:205 (W. Payton, 10/30/77)
 Rush Attempts: 36 (W. Payton, 9/2/79)
 Rush TDs:4 (B. Douglas, 11/4/73)
 Receiving TDs: 3 (M. Ditka, 11/12/61)
 Offensive Touches:40 (W. Payton, 9/2/79)
 1st Down Rec (1994): 9 (M. Booker, 10/7/02)
 1st Down Rush (1994):9 (M. Forte, 11/4/13)
 Overall TDs: 4 (B. Douglas, 11/4/73)
 Points Scored:24 (B. Douglas, 11/4/73)

Defense:

Tackles: 16 (L. Briggs, 10/7/07)
 Tackles For Loss:3 (4 times, P. McPhee, 12/18/16)
 Sacks: 3.5 (D. Hampton, 11/23/86)
 Sack Yards:23 (L. Floyd, 10/20/16)
 Interceptions: 3 (R. Petitbon, 9/24/67)
 Interception Ret. Yds..... 95 (C. Tillman, 12/4/05)
 Interception Long.....95 (C. Tillman, 12/4/05)
 Fumbles Forced: 2 (2 times, C. Tillman, 10/7/07)
 Passes Defensed:4 (T. Porter, 11/26/15)

Special Teams:

Tackles: 5 (A. Peterson, 9/10/06)
 Punt Return Yards: 104 (D. Hester, 9/10/06)
 PR Touchdowns:1(6 times, C. Williams, 11/9/14)
 Kick Return Yards:288 (C. Williams, 11/9/14)
 KR Touchdowns:1(C. Williams, 11/9/14)
 Field Goals: 4 (6 times, R. Gould, 9/10/06)
 Field Goal Long:52 (3 times, K. Butler, 11/29/87)
 Punts:10 (B. Parsons, 12/4/83)
 Punt Long: 65 (2 times, B. Maynard, 12/22/08)
 Punts In20: 6 (B. Maynard, 12/9/01)



Did you know: On Dec. 7, 1980, former Bears quarterback Vince Evans threw for 316 yards after completing 18-of-22 passes with three touchdowns and no interceptions. His perfect passer rating of 158.3 is the highest ever by a Bears quarterback versus the Packers.



Did you know: On Sept. 24, 1967, former Bears safety Richie Petitbon picked off Packers quarterback Bart Starr on three occasions in a Week 2 matchup at Lambeau Field. The three interceptions were the most ever by a Bear in a single game versus the Packers.



NOTING THE BEARS

- Sunday is the 196th meeting in the all-time series with Green Bay leading 95-94-4.
- The two teams met for 59 straight years starting in 1923 until the players strike cancelled both contests in 1982.
- Chicago head coach John Fox and Green Bay head coach Mike McCarthy are meeting for the ninth time in their careers with McCarthy holding a 6-2 edge.
- RB **Jordan Howard** leads the Bears with 662 rushing yards and four TDs. He ranks third in the NFC and sixth in the NFL with 82.8 yards per game (min 100 att.).
- Howard, who has 1,975 career rushing yards, needs 25 more to reach 2,000 for his career. Former Chicago running back Matt Forte (2008-15) ranks first in Bears history with 2,167 rushing yards in his first two seasons with the club. Howard currently ranks fourth with his 1,975 yards following a rookie campaign which covered 1,313 rushing yards and 662 this season.

Rk.	Player	2-Year Total	Years
1.	Matt Forte	2,167	2008-09
2.	Gale Sayers	2,098	1965-66
3.	Walter Payton	2,069	1975-76
4.	Jordan Howard	1,975	2016-17
5.	Anthony Thomas	1,904	2001-02
6.	Rick Casares	1,798	1955-56
7.	Rashaan Salaam	1,570	1995-96
8.	Curtis Enis	1,413	1998-99

- Howard recorded his 10th career 100-yard rushing game with 102 yards in Week 8 at New Orleans, becoming the fastest players in Bears history to record 10 100-yard games, breaking the previous record held by Walter Payton, who did it in his first 28 games.
- Howard ranks second overall in terms of 100-yard games by a running back since entering the league as a 5th round selection in the 2016 NFL Draft. Howard is one of three players in the Top-9 who were selected in the 5th round or later.

Rk.	Player	Team	Drafted	Exp.	100-Yd.	Gms
1.	Ezekiel Elliott	DAL	1 (3rd)	2	11	
2.	Jordan Howard	CHI	5 (150th)	2	10	
3t.	Le'Veon Bell	PIT	2 (48th)	5	9	
3t.	LeSean McCoy	BUF	2 (53rd)	9	9	
5.	Jay Ajayi	MIA/PHI	5 (149th)	3	6	
5t.	DeMarco Murray	TEN	3 (71st)	7	6	
7t.	Melvin Gordon	LAC	1 (15th)	3	5	
7t.	Mark Ingram	NO	1 (28th)	7	5	
7t.	LeGarrette Blount	NE/PHI	CFA	8	5	

- Howard's career-high 167 yards rushing at Baltimore Oct. 15 were the second-most allowed by the Ravens by an individual at M&T Bank Stadium (Marshall Faulk had 192 in 1998). Howard also carried the ball a career-high 36 times in the win and recorded a 53-yard run in the overtime to set up the winning field goal, the third rush of 50 or more yards for Howard in his career. Two weeks later added a fourth with a 50-yard run at New Orleans.
- Five running backs in Bears history have rushed for 1,000+ yards in their rookie season. Howard, who most recently accomplished the feat in 2016, looks to become the first Bear to start his career with consecutive 1,000-yard rushing seasons.

Player	Yr. 1	Yards	Yr. 2	Yards
Jordan Howard	2016	1,313	2017	662
Matt Forte	2008	1,238	2009	929
Anthony Thomas	2001	1,183	2002	721
Rashaan Salaam	1995	1,074	1996	496
Beattie Feathers	1934	1,004	1935	281

- Rookie RB **Tarik Cohen** is third in the NFL among rookie RBs with 28 receptions, trailing only Carolina's Christian McCaffrey (54) and New Orleans' Alvin Kamara (37). Cohen is second on the team in rushing with 54 carries for 228 yards and one TD.
- Cohen impressed in his rookie debut vs. the Falcons Sept. 10, totaling 158 all-purpose yards, the most ever by a Bears rookie in a season debut. The previous record was 148 yards, set by Bob Margarity against the Green Bay Packers in 1944. Cohen rushed for a team-high 66 yards on five carries (13.2 avg) and also led the team with eight catches for 47 yards, including a 19-yard touchdown in the fourth quarter. The rookie from North Carolina A&T also had three punt returns for 45 yards.
- Cohen hauled in a 70-yard second-quarter reception in Week 7 vs. Carolina, the longest reception by a Bear thus far in 2017. It was the longest reception by a Bears running back since Jeremy Langford recorded an 83-yarder at St. Louis on Nov. 15, 2015. Additionally, the 70-yard reception was the third-longest by a Bears RB since 1960, trailing only Matt Forte's 89-yarder versus Detroit (9/12/10) and Jeremy Langford's 83-yarder at St. Louis.



NOTING THE BEARS

- The 231 yards rushing by the Bears in the overtime win at Baltimore were the most allowed by a Ravens opponent in their franchise history. It marked the second time the Bears have rushed for 200+ yards in a game this year (Steelers) and marked the most since rushing for 235 yards in 2014 vs. Green Bay.
- The 54 rushing attempts by the Bears were the most since 1988 when the Bears also rushed 54 times in a Week 1 victory vs. Miami.
- The Bears rushed for 222 yards (Howard 140, Cohen 78) in the OT victory over the Steelers, marking just the fourth time in Mike Tomlin's 11 years in Pittsburgh in which the Steelers allowed 200 or more yards rushing. The duos performance of 218 combined rushing yards by Howard and Cohen marked the first time a pair of Bears teammates combined to rush for 200+ yards in a game since 2010 when Matt Forte (166) and Chester Taylor (43) combined for 209 yards on the ground.
- QB **Mitchell Trubisky** is 2-2 as a starter in his young NFL career. He made his NFL debut on Monday Night Football against Minnesota Oct. 9 to become the third rookie quarterback selected in the first round to make his first NFL start in addition to his debut on Monday Night Football, joining Detroit's Chuck Long (December 15, 1986 vs. Chicago) and Philadelphia's John Reaves (October 2, 1972 vs. New York Giants).
- Trubisky also became just the second quarterback since 1960 from the University of North Carolina to make a regular-season start in the NFL. Former Texans QB T.J. Yates made seven starts during his four seasons with the club (2011-13, 2015).
- Former Bears QB, Jay Cutler, arrived in Chicago in 2009 when he set the franchise record for most touchdown passes by a QB in their inaugural season with the club (27). Trubisky needs five TD passes to join the club's Top-10 list.
- In the overtime win at Baltimore, **Mitchell Trubisky** became just the second rookie quarterback to win a game in Baltimore since the franchise moved from Cleveland to Baltimore in 1996. Prior to that, Baltimore was 14-1 when facing rookie quarterbacks at home (11-0 under John Harbaugh). Trubisky joins Jake Plummer as the only other rookie quarterback to win a game on the road at Baltimore after Plummer did so in 1997.
- Rookie tight end **Adam Shaheen** scored the first touchdown of his NFL career in the win over the Steelers, a two-yard strike from quarterback **Mike Glennon** in the second quarter (:47 seconds) to put the Bears up 14-7. The last Bears rookie tight end to score a touchdown was Greg Olson in 2007 (First career TD: 10/7/07 vs. GB).
- The Chicago defense limited Carolina's offense to just three points in Week 7. It was fourth time since 2010 the Panthers have been held to three or less points and just the second time under head coach Ron Rivera and quarterback Cam Newton's direction (3 points vs. TEN on Nov. 13, 2011).
- The Bears are tied for sixth in the NFC and tied for ninth among all NFL teams with 23.0 sacks on the year. The 23.0 sacks amassed through nine games in the 2017 NFL season are tied for the second most in the last 20 years by a Bears defense through their first nine games.

Rk.	Year	Sacks	Sack Yards
1.	2007	25	145
2t.	2017	23	144
2t.	2012	23	155
4.	1999	22	158
5.	2006	21	161

Rk.	Player	Year	G	TD - INT	Rate
1.	Jay Cutler	2009	16	27-26	76.8
2.	Billy Wade	1961	13	22-13	93.7
3.	Dave Krieg	1996	13	14-12	76.3
4.	Charlie O'Rourke	1942	11	11-16	82.1
5.	Steve Walsh	1994	12	10- 8	77.9
6.	Kyle Orton	2005	15	9-13	59.7
7.	Jim McMahon	1982	8	9-7	79.9
8.	Cade McNown	1999	15	8-10	66.7
9.	Zeke Bratkowski	1954	12	8-17	60.8
10.	Kordell Stewart	2003	9	7-12	56.8
#	Mitchell Trubisky	2017	4	2-2	66.3

• Rookie DB **Eddie Jackson** returned a 75-yard fumble recovery for a TD in the first quarter (9:15) vs. Carolina in Week 7. It was the longest fumble recovery for a score by a Bears rookie. Later in the second quarter, Jackson picked off Panthers quarterback Cam Newton and returned the interception 76 yards for his second score on the day.

• In doing so, Jackson became the first player in NFL history to return both a fumble recovery and an interception for 75+ yard touchdowns in the same game.

• Additionally, Jackson also became the first rookie in NFL history with multiple 75+ yard defensive touchdowns in a single season and is the first player to return both a fumble and interception for a touchdown in the same game since Antonio



NOTING THE BEARS

Cromartie (SD) did so at Minnesota in Week 8 of the 2007 season.

- Ironically, Jackson did all of the above exactly one year ago to the date (Oct. 22) when he was carted off the field as a collegiate standout at Alabama on Oct. 22, 2016 with a broken leg after being tackled returning a fourth-quarter punt vs. Texas A&M.
- Jackson's 75-yard fumble recovery was the third-longest fumble recovery by a Bear since 1960, trailing only Mike Brown's 95-yard return in 2004 (Sept. 19 at GB) and Brian Urlacher's 90-yard return in 2001 (Oct. 7 at ATL).
- DL **Akiem Hicks** is tied for fifth in the NFC with 7.0 sacks on the season, tying his career high for sacks in a season in just eight games. He has two games this season with multiple sacks (Atlanta, Minnesota). He has at least 1.0 in his last four games.
- LB **Leonard Floyd** ranks fifth all-time among Bears sack producers in their first two NFL seasons.

Rk.	Player	Yr. 1	Sacks	Yr. 2	Sacks	Total
1.	Richard Dent	1983	3.0	1984	17.5	20.5
2.	Mark Anderson	2006	12.0	2007	5.0	17.0
3.	Trace Armstrong	1989	5.0	1990	10.0	15.0
4.	Brian Urlacher	2000	8.0	2001	6.0	14.0
5.	Leonard Floyd	2016	7.0	2017	5.0	12.0
6.	Jim Flannigan	1994	0.0	1995	11.0	11.0

- Chicago defensive back **Adrian Amos** logged his first career interception at Baltimore (his hometown), picking off quarterback Joe Flacco with 5:29 left in the fourth quarter and returning it 90 yards for a touchdown. The 90-yard return marked the fourth-longest interception for a touchdown by a Chicago Bear since 1960, trailing only Richie Petitbon (1962, 101 yds), Rosey Taylor (1968, 96 yds) and Todd Bell (1981, 92 yds). Amos is the first Bear to return an interception for a touchdown since defensive back Cre'Von LeBlanc did so on a 24-yard return at Detroit on Dec. 11, 2016.

- Punter **Pat O'Donnell** currently ranks first in the NFC in punting with a 48.2 average. O'Donnell's long punt of the season was a 69-yarder in the opener against the Falcons, the longest punt in the NFC this season. He has 16 punts inside the 20, which is fourth best in the NFC.
- O'Donnell converted a 38-yard touchdown pass to running back **Benny Cunningham** on a 4th-and-6 with 5:33 to go in the third quarter Oct. 9 vs. the Vikings. O'Donnell is just the third punter since 1960 to throw a TD pass for the Bears. Brad Maynard completed the most recent TD pass, a 12-yard completion to Dustin Lyman on Dec. 1, 2002 at Green Bay and his first coming on a 27-yarder to Brian Urlacher on Dec. 23, 2001 at Washington. Additionally, Mike Horan completed the first TD pass for the Bears since 1960, an 18-yard TD pass to Ryan Wetnight in 1998 versus Washington.
- Defensive back **Sherrick McManis** recovered a muffed punt in the first quarter in the victory over the Steelers. It was McManis' third career special teams fumble recovery and the Bears first muffed punt recovery since recovering two against Detroit on Oct. 18, 2015 (C. Prosinski, J. Bellamy). Later in the second quarter McManis blocked a Pittsburgh field goal at the end of the half (M. Cooper recovery). The last Chicago Bear to block a kick was Akiem Hicks at Green Bay (10/20/16).
- Chicago has two overtime wins this season. The last time the Bears recorded two overtime victories in the same season was in 2008 when Chicago defeated New Orleans, 27-24, and Green Bay, 20-17, in back-to-back weeks (weeks 15 & 16).



NOTING THE BEARS

• When comparing the first halves of the 2016 and 2017 seasons, the Chicago Bears defense has improved statistically in nearly every category while producing comparable numbers in select areas.

• When comparing the Bears defensive improvements this season alone, Chicago has improved in almost every statistical category when looking at Weeks 1-4 and 5-8.

Statistic	2016	2017
Sacks	20	23
Sack Yards	124	144
Interceptions	4	4
Interception Yards	49	226
Int. Touchdowns	0	2
Passes Defended	37	35
Fumbles Forced	6	5
Opp. Fumbles Lost	3	7
Turnovers	7	11
Opp. 3rd Down %	36.7%	38.0%
Yards Allowed/Game	338.9	312.0
Opp. Points Per Game	22.4	21.4

Statistic	Wk. 1-4	Wk. 5-8
Sacks	9	14
Sack Yards	56	88
Interceptions	0	4
Interception Yards	0	226
Int. Touchdowns	0	2
Passes Defended	15	20
Fumbles Forced	2	3
Opp. Fumbles Lost	3	4
Turnovers	3	8
Opp. 3rd Down %	47.1%	29.8%
Yards Allowed/Game	306.3	317.8
Opp. Points Per Game	26.0	16.8

* The Bears bye week also came in Week 9 of the 2016 NFL season.

STARTERS GAME-BY-GAME

OFFENSE	WR/TE	WR/TE	LT	LG	C	RG	RT	QB	RB	WR/RB	TE/FB/WR
Atlanta	White	Sims	Leno	Compton	Whitehair	Sitton	Massie	Glennon	Howard	Thompson	Miller
at Tampa Bay	Bellamy	Sims	Leno	Compton	Whitehair	Sitton	Massie	Glennon	Howard	Cohen	Burton
Pittsburgh	Shaheen	Sims	Leno	Whitehair	Grasu	Long	Massie	Glennon	Howard	Thompson	Miller
at Green Bay	Bellamy	Sims	Leno	Sitton	Whitehair	Long	Massie	Glennon	Howard	Wright	Miller
Minnesota	Shaheen	Sims	Leno	Sitton	Whitehair	Long	Massie	Trubisky	Howard	Thompson	Miller
at Baltimore	Shaheen	Sims	Leno	Sitton	Whitehair	Long	Massie	Trubisky	Howard	McBride	Gentry
Carolina	McBride	Sims	Leno	Sitton	Whitehair	Long	Massie	Trubisky	Howard	Gentry	Miller
at New Orleans	Shaheen	Sims	Leno	Sitton	Whitehair	Long	Massie	Trubisky	Howard	Gentry	Miller
Green Bay											
Detroit											
at Philadelphia											
San Francisco											
at Cincinnati											
at Detroit											
Cleveland											
at Minnesota											

DEFENSE	OLB	DE	NT	OLB	ILB	ILB	DE/DB	CB	S	S	CB
Atlanta	Floyd	Hicks	Goldman	Young	Freeman	Trevathan	Callahan	Cooper	Demps	Jackson	Fuller
at Tampa Bay	Floyd	Hicks	Goldman	Acho	Kwiatkoski	Trevathan	Acho	Cooper	Demps	Jackson	Fuller
Pittsburgh	Floyd	Hicks	Goldman	Acho	Timu	Trevathan	Unrein	Cooper	Demps	Jackson	Fuller
at Green Bay	Floyd	Hicks	Goldman	Young	Jones	Trevathan	Callahan	Cooper	Amos	Jackson	Fuller
Minnesota	Floyd	Hicks	Goldman	McPhee	Timu	Jones	Callahan	Amukamara	Amos	Jackson	Fuller
at Baltimore	Floyd	Hicks	Goldman	Acho	Jones	Trevathan	Unrein	Amukamara	Amos	Jackson	Fuller
Carolina	Floyd	Hicks	Goldman	McPhee	Jones	Trevathan	Callahan	Amukamara	Amos	Jackson	Fuller
at New Orleans	Floyd	Hicks	Goldman	Acho	Jones	Trevathan	Unrein	Amukamara	Amos	Jackson	Fuller
Green Bay											
Detroit											
at Philadelphia											
San Francisco											
at Cincinnati											
at Detroit											
Cleveland											
at Minnesota											

**NOTING THE GAME AT NEW ORLEANS****THE SCENE**

The Chicago Bears (3-5) fell to the New Orleans Saints (5-2) on Sunday, 20-12. Chicago running back Jordan Howard rushed for 102 yards and wide receiver Tre McBride III added 92 through the air. Chicago now heads into the Bye Week and will return to action Nov. 12, at home versus Green Bay.

HOWARD LEADS BEARS IN RUSHING

Chicago running back Jordan Howard led the Bears rushing attack on Sunday, logging 102 yards on 23 carries (4.4 avg.). Sunday also marked the third 100-yard outing for Howard this season and the 10th overall in his career. Howard is now the fastest running back in Bears history to record 10 100-yard rushing performances. Additionally, Howard recorded a 50-yard rush in the third quarter (9:13). It was the second-longest rush for Howard this season and the fourth rush of 50+ yards in his career.

HOWARD'S 100-YARD DAY MARKS HISTORIC FEAT

Chicago running back Jordan Howard's 100-yard rushing effort on Sunday makes him the fastest running back in Bears history to record 10 100-yard outings.

Name	GP	100-Yard Gms	Gms to #10
Jordan Howard	23	10	23
Walter Payton	190	77	28
Thomas Jones*	45	13	34
Gale Sayers	68	20	40
Anthony Thomas	51	10	46
Matt Forte	120	24	53
Neal Anderson	116	14	58

*player did not begin his career in Chicago

BEARS ROOKIE 1,000-YARD RUSHERS IN YEAR 2

Five running backs in Chicago Bears history have rushed for 1,000+ yards in their rookie season. Jordan Howard, who most recently accomplished the feat in 2016, looks to become the first Bear to start his career with consecutive 1,000-yard rushing seasons.

Player	Yr. 1	Yards	Yr. 2	Yards
Jordan Howard	2016	1,313	2017	662
Matt Forte	2008	1,238	2009	929
Anthony Thomas	2001	1,183	2002	721
Rashaan Salaam	1995	1,074	1996	496
Beattie Feathers	1934	1,004	1935	281

TRUBISKY BREAKS LOOSE

Chicago quarterback Mitchell Trubisky broke loose on Sunday, taking off on a 46-yard rush in the fourth quarter (6:57). It was the longest rush by a Bears quarterback since at least 1994. Former Bears quarterback Erik Kramer held the previous long, a 31-yard rush versus Tampa on Nov. 23, 1997.

MCBRIDE IN THE PASSING GAME

Chicago wide receiver Tre McBride III totaled a career-best 92 yards through the air on Sunday, leading the Bears and recording the highest receiving total in a single game since wide receivers Cameron Meredith (135 yards) and Alshon Jeffery (92 yards) did so versus Washington on Dec. 24, 2016.

McBride hauled in a 45-yard reception in the second quarter on Sunday (3:59). It was the longest reception of McBride's three-year career in the NFL and the longest reception by a Bears wide receiver this season. He added receptions of 25 (2nd, 2:22) and 22 yards (3rd, 7:52) to round out his 92-yard afternoon.

COHEN FINDS THE ENDZONE

Bears rookie running back Tarik Cohen earned his first career rushing touchdown on Sunday, a one-yard rush in the fourth quarter with 3:59 left in the game. Cohen is the only running back in the NFL to throw, rush and catch a pass for a TD in 2017.

Additionally, Cohen is just the fifth running back in Bears history to rush, catch and throw for a touchdown pass all in a single season, joining Gale Sayers, Walter Payton, Matt Suhey and Rick Casares. Payton most recently accomplished all three during the 1985 season.

DOWN GOES BREES

Bears defensive lineman Akiem Hicks dropped Saints quarterback Drew Brees for an eight-yard loss in the first quarter (5:59) on Sunday. It was the seventh sack of Hicks' season, matching his single-season career high from 2016. The takedown also marked number 23.5 in his career and 14th as a Bear.

Linebacker Leonard Floyd added a five-yard sack in the second quarter (13:22), marking his fifth takedown on the season and 12th of his career.



NOTING THE GAME AT NEW ORLEANS

BEARS ROOKIE PASS-RUSHERS IN YEAR 2

Chicago linebacker Leonard Floyd ranks fifth all-time among Bears sack producers in their first two NFL seasons.

Rk.	Player	Yr. 1	Sacks	Yr. 2	Sacks	Total
1.	Richard Dent	1983	3.0	1984	17.5	20.5
2.	Mark Anderson	2006	12.0	2007	5.0	17.0
3.	Trace Armstrong	1989	5.0	1990	10.0	15.0
4.	Brian Urlacher	2000	8.0	2001	6.0	14.0
5.	Leonard Floyd	2016	7.0	2017	5.0	12.0
6.	Jim Flannigan	1994	0.0	1995	11.0	11.0

DEFENSE FORCES TURNOVERS FOR 3RD STRAIGHT WEEK

For the first time since 2015, the Bears defense has forced a turnover in three consecutive weeks. The Bears forced a trio of turnovers at Baltimore (10/15) and versus Carolina (10/22) before forcing a New Orleans fumble in the fourth quarter on Sunday (7:41). Defensive lineman Jonathan forced the fumble, his first career forced fumble. Linebacker Christian Jones was there for the recovery, his third career fumble recovery.

Later in the fourth (3:55) New Orleans again fumbled the ball as Adrian Amos forced his second career fumble and second career fumble recovery.

Chicago's eight forced turnovers in a three-game stretch are the most since forcing eight across three games in 2014: 1 vs. BUF (9/7), 4 at SF (9/14) and 3 at NYJ (9/22).

TREVATHAN LEADS BEARS IN TACKLES

For the second time this season, Chicago linebacker Danny Trevathan led the Bears with 13 tackles on Sunday (9 solo). It matches the second-most in a single game for Trevathan, trailing only a 19-tackle performance on Nov. 8, 2015 at Indianapolis. He also logged 13-tackle outings at Tampa Bay (11/13/16) and at green Bay earlier this season (9/28).

**CONNECTIONS****COACHING CONNECTIONS**

- Bears head coach John Fox and Packers special teams coordinator Ron Zook each coached for the University of Kansas in 1983 when Fox was a secondary coach and Zook was the Jayhawks' defensive coordinator.
- Bears head coach John Fox and Packers defensive line coach Mike Trgovac spent seven years together with the Carolina Panthers. Trgovac was a defensive line coach in 2002 and defensive coordinator from 2003-08 while Fox was the Panthers head coach from 2002-10.
- Chicago special teams coordinator Jeff Rodgers and Green Bay head coach Mike McCarthy crossed paths in San Francisco during the 2005 season when Rodgers was an assistant special teams coach and McCarthy was the 49er's offensive coordinator.
- Defensive coordinators Vic Fangio (Chicago) and Dom Capers (Green Bay) have held multiple stints together during their time in the NFL. Each joined the New Orleans Saints coaching staff in 1986 when Fangio was a linebackers coach until '94' and Capers was a defensive backs coach through the '91' season. The two reunited in Carolina from 1995-98 when Capers became the Panthers head coach and Fangio was the club's defensive coordinator. Their final pairing together came with the Houston Texans, when Capers was again the head coach (2001-05) and Fangio came along as a defensive coordinator (2002-05).
- Bears quarterbacks coach Dave Ragone played quarterback in Houston from 2003-05 when Packers defensive coordinator Dom Capers was the Texans' head coach and Chicago defensive coordinator Vic Fangio served in the same capacity.
- Bears linebackers coach Glenn Pires was a defensive quality control coach for the Miami Dolphins from 2005-06, the same time Packers defensive coordinator Dom Capers was the club's special assistant to the head coach/defensive coordinator.
- Bears offensive assistant Ben McDaniels and Packers tight ends coach Brian Angelichio crossed paths in 2012-13 with the Tampa Bay Buccaneers when McDaniels was an offensive assistant and Angelichio worked with the tight ends.
- Bears assistant offensive line coach Ben Wilkerson was an offensive lineman for the Atlanta Falcons from 2007-08 when he crossed paths with Packers secondary/cornerbacks coach Joe Whitt Jr., who was an assistant defensive backs coach for the club in 2007.
- Chicago offensive coordinator Dowell Loggains was a quarterbacks coach with the Cleveland Browns in 2014 when he coached alongside Green Bay tight ends coach Brian Angelichio, who worked with tight ends at the time.
- Bears general manager Ryan Pace spent the first 13 years of his NFL front office career in the New Orleans Saints organization. There, he worked as a scouting assistant (2002-03), pro scout (2004-06), director of pro scouting (2007-12) and director of player of personnel. While with the Saints, Pace crossed paths with several members from the Packers front office and coaching staff: vice president of football administration/player finance Russ Ball (senior football administrator - 2002-05, vice president of football administration - 2006-07), head coach Mike McCarthy (offensive coordinator - 2000-04) and associate head/linebackers coach Winston Moss (linebackers coach 2000-05).
- Chicago director of college scouting Mark Sadowski was a combine scout (2000) and area scout (2001-05) for several years with the New Orleans Saints when he crossed paths with Green Bay special teams coordinator Ron Zook, who served as the club's defensive coordinator from 2000-01.

PROFESSIONAL CONNECTIONS

- Bears defensive lineman Akiem Hicks (2012-15) and Packers offensive lineman Jahri Evans (2006-16) were teammates in New Orleans when the duo played for the Saints.
- Green Bay linebacker Ahmad Brooks played for the San Francisco 49ers from 2009-16 and crossed paths with several members of the Bears coaching staff: defensive coordinator Vic Fangio served in the same capacity from 2011-14, running backs coach Curtis Modkins was the team's offensive coordinator in 2016, defensive backs coach Ed Donatell was a secondary coach from 2011-14, defensive backs coach Roy Anderson was an assistant defensive backs coach in 2016 and assistant special teams coach Derius Swinton II was a special teams coordinator in 2016.



CONNECTIONS

COLLEGE CONNECTIONS

- Chicago quarterback Mark Sanchez (2006-08) and Green Bay linebacker Clay Matthews (2005-08) were teammates at the University of Southern California for three seasons.
- Bears linebacker Danny Trevathan (2008-11) and Packers wide receiver Randall Cobb (2008-10) were teammates for three seasons at the University of Kentucky.
- Chicago defensive lineman Roy Robertson-Harris (2012-15) and Green Bay running back Aaron Jones (2013-17) teamed up at the University of Texas at El Paso for three seasons.
- Bears linebacker Nick Kwiatkoski (2012-15) and Packers offensive lineman Adam Pankey (2013-16) were teammates at West Virginia for three seasons.
- Chicago running back Jordan Howard (2013-15) and Green Bay offensive lineman Jason Spriggs (2012-15) played alongside one another for three years at Indiana University.
- Bears defensive back Deon Bush (2012-15) and Packers punter Justin Vogel (2014-16) were teammates at the university of Miami for two years.

FORMER PACKERS

- Chicago offensive lineman Josh Sitton played eight seasons for the Packers from 2008-15, only missing 10 games and starting 114-of-121 games played.

FORMER BEARS

- Packers offensive coordinator Edgar Bennett played his final NFL season in 1998 when he signed with Chicago for one year and led the Bears in rushing yards (611).
- Green Bay tight end Martellus Bennett played two seasons for the Bears in 2014-15, catching 155 passes for 1,675 yards and 11 touchdowns.

HOMETOWN TIES

- Packers president and ceo Mark Murphy was the director of athletics at Northwestern University from 2003-07.
- Green Bay special teams coordinator Ron Zook was a head coach at the University of Illinois from 2005-11.
- Packers defensive quality control coach Tim McGarigle was a linebackers coach at the University of Illinois in 2016.
- Green Bay defensive end Dean Lowry played collegiately at Northwestern University (2012-15).
- Packers wide receiver Geronimo Allison played collegiately at the University of Illinois (2014-15).
- Green Bay offensive lineman Bryan Bulaga is originally from Barrington, Ill.
- Chicago defensive back Deon Bush, Green Bay associate head coach Winston Moss and offensive lineman Justin McCray are all natives of Miami, Fla.



GENERAL MANAGER RYAN PACE

Ryan Pace is in his third season as general manager of the Chicago Bears. He is the sixth general manager in franchise history after being hired on January 8, 2015.

Emphasizing synergy with the team's head coach, Pace's first move was to hire John Fox, one-of-six coaches in NFL history to lead two different teams to Super Bowl appearances, to lead the Chicago Bears coaching staff.

With the head coach in place, he went on to re-shape the team's football operations, bringing in the team's first sports science coordinator (Jenn Gibson) along with hiring a new head of strength and conditioning (Jason George) and head of athletic training (Nate Breske). On the personnel side he brought in Josh Lucas to serve as the director of player personnel, Champ Kelly as director of pro personnel and Joey Laine as director of football administration.

In Pace's first two seasons as Bears GM, five Bears players have been selected to the PFWA's All-Rookie team (Adrian Amos, Leonard Floyd, Eddie Goldman, Jordan Howard and Cody Whitehair), tied for the most in the NFL in that timeframe.

Despite finishing with a 3-13 record, there were signs of progress in Pace's goal to build a roster with a younger core group of players in his second outing. The Bears 2016 draft class tallied 3,390 offensive/defensive snaps which ranked 4th most in the NFL (CLE - 4,339; TEN - 3,512; IND - 3,509). Leading the way for the rookie class was RB Jordan Howard, who set a new Bears rookie record with 1,313 yards on the ground, and LB Leonard Floyd, who posted the third most sacks by a rookie in team history (7.0) despite missing four games due to injury.

In his first season overseeing Chicago's roster, Pace was tasked with turning over a Bears roster that ranked as one of the oldest in the NFL (average 27 years, 39 days old) and has trimmed that average to just over 25-years old. The Bears fielded a competitive team, improving by one game over their previous year's record, despite the youth movement. The 2015 Bears team was involved in 11 games decided by one score (5-6 record in those games) despite leading the NFL with nine rookie starters (three on offense, six on defense). The Bears defense improved from 30th in 2014 (377.1 yards per game) to 14th in 2015 (345.1 ypg) despite starting a league-most six rookie starters who combined for 41 starts, second most to the Saints 44 defensive rookie starts. Pace accomplished the task with just six draft picks, two of which were utilized on the defensive side of the ball (DL Eddie Goldman, 12 starts and DB Adrian Amos, 16 starts). Rounding out the rookie starters were undrafted free agents LB Jonathan Anderson (three starts), DB Bryce Callahan (three starts), DB Harold Jones-Quartey (four starts) and LB John Timu (three starts).

Pace began transitioning the team's roster in 2015 by adding impact veteran free agents such as linebackers Pernell McPhee and Sam Acho, defensive lineman Mitch Unrein and defensive back Tracy Porter on defense and wide receiver Eddie Royal offensively. That transformation continued during the 2016 offseason with the unrestricted free agent additions of LBs Jerrell Freeman and Danny Trevathan, DL Akiem Hicks, OL Bobby Massie and Ted Larsen and QB Brian Hoyer. In 2017, Pace added top free agent QB Mike Glennon, WR Markus Wheaton, DBs Prince Amukamara, Marcus Cooper and Quintin Demps and TE Dion Sims.

On the first day of the 2017 NFL Draft, Pace traded up (from third overall) to the second overall pick in order to select the player the Bears most coveted, QB Mitchell Trubisky. On Day Two, Pace recouped a few of those picks and also selected TE Adam Shaheen. The Bears closed out the draft by selecting DB Eddie Jackson (112th overall), RB Tarik Cohen (119th overall) and OL Jordan Morgan (147th overall).

Pace joined the Bears after spending 14 seasons (2001-14) as a member of the Saints organization, including 13 in the player personnel department. He spent the last two seasons (2013-14) with the Saints as director of player personnel. In that role, Pace helped manage the team's college and pro scouting operations, including all facets of scouting and evaluation of college and pro prospects along with New Orleans' roster.

Pace spent six seasons as the club's director of pro scouting (2007-12), which included overseeing the club's pro scouting staff. His duties involved recommending player acquisitions by evaluating the Saints roster and potential NFL free agents, monitoring all NFL transactions, researching possible trade op-





portunities, assessing player talent from other professional leagues and directing the advance scouting of future opponents. He also helped the Saints prepare for the NFL Draft following the regular season by assisting in the evaluation of top college prospects.

The Flower Mound, Texas native got his start in New Orleans' player personnel department as a scouting assistant in 2002, a role he held for two years before working as a pro scout from 2004-06. During that time he evaluated free agents and collegiate players entering the NFL Draft as well as scouted upcoming opponents. He joined the Saints in 2001 supporting the coordination of all game day, training camp and stadium operations.

Over Pace's 13 seasons in the New Orleans personnel department (2002-14), the Saints compiled a 115-93 (.553) record. Since 2006, the Saints reached the playoffs five times, won three division titles, played in two NFC Championship games (2006 and 2009) and won the franchise's first Super Bowl title (Super Bowl XLIV). The Saints pro scouting department helped build a Super Bowl championship club by using all avenues at their disposal: signing free agents QB Drew Brees, FB Heath Evans, LB Scott Fujita, CB Randall Gay, C Jonathan Goodwin, CB Jabari Greer, WR Lance Moore and DE Anthony Hargrove and trading for TE Jeremy Shockey, LB Jonathan Vilma, LB Scott Shanle and TE David Thomas. Pace has also worked to acquire players such as NT Brodrick Bunkley, G Ben Grubbs, LB Curtis Lofton and RB Darren Sproles. Over his last two seasons with the Saints their draft classes included regular starters LT Terron Armstead (2013, third round), WR Brandin Cooks (2014, first round), S Kenny Vaccaro (2013, first round) and WR Kenny Stills (2013, fifth round).

In 2008, he was selected by the club to attend the NFL's Stanford Business School's Executive Education Program for Managers. He was a part of the franchise in 2005 while the club dealt with immense adversity having to guide itself through several moves in base operations in the wake of Hurricane Katrina.

Pace played collegiately as a defensive end at Eastern Illinois (1995-99), serving as team captain as a senior, graduating with a bachelor's degree in marketing.

Pace and his wife, Stephanie, have a daughter, Cardyn.

BEARS DRAFT PICKS UNDER RYAN PACE

2015 (April 30 - May 2)

1. White, Kevin, WR, West Virginia
2. Goldman, Eddie, DT, Florida State
3. Grasu, Hroniss, C, Oregon
4. Langford, Jeremy, RB, Michigan State
5. Amos, Adrian, S, Penn State
6. Fabuluje, Tayo, G, TCU

2016 (April 28-30)

1. Floyd, Leonard, LB, Georgia
2. Whitehair, Cody, G, Kansas State
3. Bullard, Jonathan, DE, Florida
4. Kwiatkoski, Nick, LB, West Virginia
4. Bush, Deon, CB, Miami (Fla.)
5. Hall, Deiondre', CB, Northern Iowa
5. Howard, Jordan, RB, Indiana
6. Houston-Carson, DeAndre, S, William & Mary
7. Braverman, Daniel, WR, W. Michigan

2017 (April 27-29)

1. Trubisky, Mitchell, QB, North Carolina
2. Shaheen, Adam, TE, Ashland
4. Jackson, Eddie, DB, Alabama
4. Cohen, Tarik, RB, North Carolina A&T
5. Morgan, Jordan, OL, Kutztown, Pa.





HEAD COACH JOHN FOX

John Fox is in his third season with the Chicago Bears after being named the 15th head coach in franchise history on January 16, 2015.

Fox is in his 16th year as an NFL head coach with experience at Carolina (2002-10), Denver (2011-14) and Chicago (2015-16). As an NFL head coach, Fox has a 131-117 regular season record, six division titles, six double-digit win seasons and seven playoff appearances. In the postseason, Fox has amassed an 8-7 record as a head coach with three conference championship game appearances leading to two trips to the Super Bowl (XXXVIII with Carolina in 2003 and XLVIII with Denver in 2013). He is one of six coaches in NFL history to lead two different teams to Super Bowl appearances along with Don Shula, Bill Parcells, Dan Reeves, Dick Vermeil and Mike Holmgren. Fox ranks third among active NFL head coaches with 136 overall wins and his six seasons with at least 11 wins are third most among active head coaches.



Under Fox's tutelage as a head coach, coordinator and position coach, 42 players have earned a total of 77 Pro Bowl selections at 14 different positions during his coaching career. In 2016, running back Jordan Howard and guard Josh Sitton earned Pro Bowl honors.

Before coming to Chicago, Fox spent four seasons (2011-14) in Denver, guiding the Broncos to four division titles, joining Chuck Knox (L.A. Rams) as the only coaches in NFL history to lead their respective team to four division titles in their first four years with the franchise. Denver's regular season record of 46-18 (.719) was third-best in the NFL from 2011-14 and they were one of only three teams to win four division titles during that span along with Green Bay and New England. Denver had at least 12 wins in each of the previous three seasons (13-3 in 2012 and 2013 and 12-4 in 2014). Denver's 20-4 record against AFC West opponents during Fox's tenure was the best divisional record in the NFL. He guided the Broncos to an undefeated record in division play in 2012 and 2014 after the franchise had just one such season in team history.

Prior to his time with the Broncos, Fox spent nine years as head coach of the Carolina Panthers. He led the franchise to a 73-71 (.507) regular-season record, including three playoff appearances and two NFC South titles. The Panthers went 5-3 in the postseason under Fox, including four road playoff wins while appearing in two NFC Championship Games and earning the franchise's first Super Bowl appearance. The four playoff road victories are tied for fifth most in NFL history and tied for fourth most by a head coach with one team.

JOHN FOX CAREER VS. NFL OPPONENTS

NFC Opponents	Reg.	Post.	Overall
	76-78	5-3	81-81
NFC North	16-20	1-0	17-20
Chicago	3-2	1-0	4-2
Detroit	5-4	0-0	5-4
Green Bay	3-8	0-0	3-8
Minnesota	5-6	0-0	5-6
NFC South	34-30	0-0	34-30
Atlanta	7-13	0-0	7-13
Carolina	2-0	0-0	2-0
New Orleans	12-8	0-0	12-8
Tampa Bay	13-9	0-0	13-9
NFC East	8-19	3-0	11-19
Dallas	1-7	1-0	2-7
New York Giants	3-4	1-0	4-4
Philadelphia	1-5	1-0	2-5
Washington	3-3	0-0	3-3
NFC West	18-9	1-3	19-12
Arizona	8-2	0-1	8-3
San Francisco	5-1	0-0	5-1
Seattle	1-4	0-2	1-6
St. Louis/LA	4-2	1-0	5-2

AFC Opponents	Reg.	Post.	Overall
	55-39	3-4	58-43
AFC North	13-8	1-1	14-9
Baltimore	5-1	0-1	5-2
Cincinnati	3-3	0-0	3-3
Cleveland	3-1	0-0	3-1
Pittsburgh	2-3	1-0	3-3
AFC South	6-13	0-1	6-14
Houston	1-4	0-0	1-4
Indianapolis	2-3	0-1	2-4
Jacksonville	2-2	0-0	2-2
Tennessee	1-4	0-0	1-4
AFC East	8-10	1-2	9-12
Buffalo	2-2	0-0	2-2
Miami	2-2	0-0	2-2
New England	1-5	1-2	2-7
New York Jets	3-1	0-0	3-1
AFC West	28-8	1-0	29-8
Denver	1-2	0-0	1-2
Kansas City	10-1	0-0	10-1
Oakland	9-2	0-0	9-2
Los Angeles	8-3	1-0	9-3



JOHN FOX'S CAREER HEAD COACHING RECORD

Year	Team	Regular Season	Postseason
2002	Carolina Panthers	7-9	
2003	Carolina Panthers	11-5	S.B. XXXVIII (3-1)
2004	Carolina Panthers	7-9	
2005	Carolina Panthers	11-5	NFC Champ. Game (2-1)
2006	Carolina Panthers	8-8	
2007	Carolina Panthers	7-9	
2008	Carolina Panthers	12-4	Playoffs (0-1)
2009	Carolina Panthers	8-8	
2010	Carolina Panthers	2-14	
2011	Denver Broncos	8-8	Playoffs (1-1)
2012	Denver Broncos	13-3	Playoffs (0-1)
2013	Denver Broncos	13-3	S.B. XLVIII (2-1)
2014	Denver Broncos	12-4	Playoffs (0-1)
2015	Chicago Bears	6-10	
2016	Chicago Bears	3-13	
2017	Chicago Bears	3-5	
Carolina Totals		73-71 (.507)	5-3 (.625)
Denver Totals		46-18 (.719)	3-4 (.428)
Chicago Totals		12-28 (.300)	0-0
CAREER TOTALS		131-117 (.528)	8-7 (.533)

CHICAGO BEARS COORDINATORS/ASSISTANT COACHES



Vic Fangio
Defensive
Coordinator



Dowell Loggains
Offensive
Coordinator



Jeff Rodgers
Special Teams
Coordinator



Roy Anderson
Assistant
Defensive Backs



Zach Azzanni
Wide Receivers



Sean Desai
Defensive
Quality Control



Ed Donatell
Defensive Backs



John Dunn
Offensive Assistant




Ben McDaniels
Offensive Assistant



Curtis Modkins
Running Backs



Glen Pires
Linebackers



Dave Ragone
Quarterbacks



Jay Rodgers
Defensive Line



Frank Smith
Tight Ends



Brandon Staley
Outside Linebackers



Derius Swinton II
Assistant
Special Teams



Jeremiah Washburn
Offensive Line



Ben Wilkerson
Assistant
Offensive Line



CHICAGO BEARS 2017 TRANSACTIONS

Date	Player	Transaction
OCTOBER		
10/30/2017	Jerrell Freeman	suspended
10/28/2017	Jonathan Anderson	pract. squad add
10/28/2017	Carl Bradford	pract. squad add
10/26/2017	Jonathan Anderson	cut
10/25/2017	Dontrelle Inman	acquired via trade
10/16/2017	Jason Thompson	cut
10/16/2017	Nelson Spruce	pract. squad add
10/11/2017	Carl Bradford	pract. squad add
10/11/2017	Tanner Gentry	signed
10/11/2017	Deonte Thompson	cut
10/11/2017	Darreus Rogers	pract. squad add
10/10/2017	Danny Trevathan	suspension lifted
10/9/2017	Isaiah Irving	pract. squad add
10/6/2017	Mike Purcell	cut
10/6/2017	Howard Jones	pract. squad add
10/2/2017	Jason Thompson	pract. squad add
10/2/2017	Tre McBride	signed

SEPTEMBER

9/30/2017	Danny Trevathan	suspended
9/26/2017	Tre McBride	pract. squad add
9/26/2017	D.J. Tialavea	cut
9/26/2017	Doran Grant	pract. squad add
9/23/2017	Tre McBride	cut
9/23/2017	John Timu	pract. squad add
9/21/2017	Tanner Gentry	pract. squad add
9/20/2017	D.J. Tialavea	pract. squad add
9/19/2017	Josh Rounds	pract. squad waive
9/19/2017	Mike Purcell	pract. squad add
9/19/2017	Tanner Gentry	cut
9/19/2017	DeAndre Houston-Carson	signed
9/12/2017	Rueben Randle	cut
9/12/2017	Mario Alford	pract. squad add
9/12/2017	Josh Rounds	pract. squad add
9/12/2017	Jonathan Anderson	signed
9/12/2017	Tanner Gentry	signed
9/9/2017	Akiem Hicks	contract extension
9/8/2017	Ka'Deem Carey	cut
9/8/2017	Connor Shaw	cut
9/6/2017	Lamar Houston	cut
9/4/2017	John Jenkins	signed
9/4/2017	Cameron Lee	prac. squad add
9/4/2017	Chris Pronski	cut
9/4/2017	Ben Braunecker	prac. squad add
9/3/2017	Andrew DePaola	acquired from waiver
9/3/2017	Tre McBride	acquired from waiver
9/3/2017	John Timu	pract. squad add
9/3/2017	Dieugot Joseph	pract. squad add
9/3/2017	Isaiah Irving	pract. squad add
9/3/2017	DeAndre Houston-Carson	pract. squad add
9/3/2017	Brandon Greene	pract. squad add
9/3/2017	Tanner Gentry	pract. squad add
9/3/2017	Rashaad Coward	pract. squad add
9/3/2017	Jonathan Anderson	pract. squad add
9/3/2017	Taquan Mizzell	acquired from waiver
9/3/2017	Jeff Overbaugh	cut
9/3/2017	Jeremy Langford	cut
9/3/2017	Ben Braunecker	cut
9/2/2017	Johnthan Banks	cut

Date	Player	Transaction
9/2/2017	Taylor Boggs	cut
9/2/2017	Victor Cruz	cut
9/2/2017	Jaye Howard Jr.	cut
9/2/2017	John Jenkins	cut
9/2/2017	Kelvin Sheppard	cut
9/2/2017	Dan Skuta	cut
9/2/2017	B.W. Webb	cut
9/2/2017	C.J. Wilson	cut
9/2/2017	Roberto Aguayo	cut
9/2/2017	Jonathan Anderson	cut
9/2/2017	Daniel Braverman	cut
9/2/2017	Rashaad Coward	cut
9/2/2017	Titus Davis	cut
9/2/2017	Tanner Gentry	cut
9/2/2017	Brandon Greene	cut
9/2/2017	DeAndre Houston-Carson	cut
9/2/2017	Alton Howard	cut
9/2/2017	Isaiah Irving	cut
9/2/2017	Harold Jones-Quartey	cut
9/2/2017	Dieugot Joseph	cut
9/2/2017	Mitchell Kirsch	cut
9/2/2017	Will Poehls	cut
9/2/2017	MyCole Pruitt	cut
9/2/2017	Rashaad Reynolds	cut
9/2/2017	Cyril Richardson	cut
9/2/2017	Josh Rounds	cut
9/2/2017	Freddie Stevenson	cut
9/2/2017	John Timu	cut
9/2/2017	Connor Shaw	cut
9/2/2017	Ka'Deem Carey	Placed on IR
9/2/2017	Lamar Houston	Placed on IR
9/2/2017	Cameron Meredith	Placed on IR
9/2/2017	Jordan Morgan	Placed on IR
9/2/2017	Chris Pronski	Placed on IR

AUGUST

8/29/2017	Alex Scarce	cut
8/29/2017	Kapron Lewis-Moore	cut
8/28/2017	Patrick Scales	cut
8/28/2017	Jeff Overbaugh	signed
8/23/2017	Charles Leno Jr.	contract extension
8/18/2017	Hendrick Ekpe	cut
8/18/2017	Kelvin Sheppard	signed
8/13/2017	Roberto Aguayo	acquired from waiver
8/9/2017	Joel Bouagnon	cut
8/7/2017	Andy Phillips	cut
8/7/2017	Brandon Greene	signed
8/7/2017	Alton Howard	signed
8/3/2017	Josh Rounds	signed

JULY

7/31/2017	Nick Becton	signed
7/19/2017	Mitchell Trubisky	signed

MAY

5/31/2017	Michael Burton	acquired from waiver
5/31/2017	Franko House	cut
5/30/2017	Jhajuan Seales	cut
5/25/2017	Victor Cruz	signed
5/19/2017	Adam Shaheen	signed



CHICAGO BEARS 2017 TRANSACTIONS

<u>Date</u>	<u>Player</u>	<u>Transaction</u>	<u>Date</u>	<u>Player</u>	<u>Transaction</u>
5/15/2017	Eddie Jackson	signed	3/6/2017	Daniel Brown	contract extension
5/14/2017	Titus Davis	signed	3/4/2017	Patrick Scales	contract extension
5/14/2017	Kermit Whitfield	cut	3/4/2017	Connor Shaw	contract extension
5/11/2017	Alex Searce	signed	FEBRUARY		
5/11/2017	Jhajuan Seales	signed	2/17/2017	Amini Silatolu.....	signed
5/11/2017	Freddie Stevenson.....	signed	2/15/2017	Eric Kush.....	contract extension
5/11/2017	Kermit Whitfield	signed	2/10/2017	Justin Perillo	signed
5/11/2017	Andy Phillips	signed	2/7/2017	Roy Robertson-Harris.....	reinstated
5/11/2017	Paul Lasike	cut	JANUARY		
5/11/2017	Will Sutton	cut	1/10/2017	Rueben Randle.....	signed
5/11/2017	Eddie Royal.....	cut	1/9/2017	Josh Shirley	cut
5/11/2017	Cornelius Edison.....	cut	1/6/2017	Kapron Lewis-Moore	active/prac. squad
5/11/2017	Jordan Morgan	signed	1/3/2017	Cyril Richardson.....	signed
5/11/2017	Joel Bouagnon.....	signed	1/3/2017	Will Poehls	signed
5/11/2017	Rashaad Coward.....	signed	1/3/2017	Jacoby Glenn	signed
5/11/2017	Hendrick Ekpe.....	signed	1/3/2017	Cornelius Edison	signed
5/11/2017	Mitchell Kirsch.....	signed	1/3/2017	David Cobb.....	signed
5/11/2017	Dieugot Joseph	signed	1/3/2017	De'Vante Bausby	signed
5/11/2017	Isaiah Irving	signed	1/3/2017	Dres Anderson	signed
5/11/2017	Franko House	signed	1/3/2017	Rashaad Reynolds.....	signed
5/11/2017	Tanner Gentry	signed			
5/11/2017	Tarik Cohen	signed			
5/8/2017	Dan Skuta	signed			
5/5/2017	Jay Cutler	retired			
5/4/2017	Jaye Howard.....	signed			
5/2/2017	Bradley Sowell	signed			
5/1/2017	Bralon Addison	cut			
5/1/2017	Dres Anderson	cut			
5/1/2017	De'Vante Bausby	cut			
5/1/2017	David Cobb.....	cut			
5/1/2017	Jacoby Glenn	cut			
5/1/2017	Justin Perillo	cut			
5/1/2017	Taylor Boggs	signed			
APRIL					
4/17/2017	Bryce Callahan	contract extension			
4/15/2017	Sam Acho	contract extension			
4/10/2017	Tracy Porter.....	cut			
4/5/2017	B.W. Webb	signed			
MARCH					
3/31/2017	Ego Ferguson	cut			
3/23/2017	Deonte Thompson.....	contract extension			
3/23/2017	Mark Sanchez	signed			
3/21/2017	Benny Cunningham	signed			
3/20/2017	Chris Prosinski	contract extension			
3/20/2017	C.J. Wilson	contract extension			
3/17/2017	John Jenkins	signed			
3/14/2017	Connor Barth	contract extension			
3/12/2017	Tom Compton	signed			
3/12/2017	Kendall Wright.....	signed			
3/11/2017	Marcus Cooper.....	signed			
3/11/2017	Christian Jones.....	contract extension			
3/11/2017	Johnthan Banks	contract extension			
3/10/2017	Prince Amukamara	signed			
3/10/2017	Dion Sims	signed			
3/10/2017	Markus Wheaton.....	signed			
3/10/2017	Mike Glennon.....	signed			
3/9/2017	Quintin Demps	signed			
3/9/2017	Jay Cutler	cut			

**NUMERICAL ROSTER**

No	Name	Pos	Ht	Wt	Age	Exp	College	Acquired
4	Connor Barth	K	5-11	204	31	8	North Carolina	WFA-16 (NO)
6	Mark Sanchez	QB	6-2	232	30	9	USC	UFA-17 (DAL)
8	Mike Glennon	QB	6-6	229	27	5	North Carolina State	UFA-17 (TB)
10	Mitchell Trubisky	QB	6-3	222	23	R	North Carolina	D1-17
12	Markus Wheaton	WR	5-11	185	26	5	Oregon State	UFA-17 (PIT)
13	Kendall Wright	WR	5-10	185	27	6	Baylor	UFA-17 (TEN)
15	Joshua Bellamy	WR	6-0	208	28	3	Louisville	WC-14 (WAS)
16	Pat O'Donnell	P	6-4	217	26	4	Miami (Fla.)	D6b-14
17	Dontrelle Inman	WR	6-3	205	28	4	Virginia	TR-17 (LAC)
18	Tre McBride III	WR	6-0	210	24	3	William & Mary	WC-17 (TEN)
19	Tanner Gentry	WR	6-2	209	22	R	Wyoming	UnFA-17
20	Prince Amukamara	DB	6-0	204	28	7	Nebraska	UFA-17 (JAX)
22	Cre'Von LeBlanc	DB	5-11	190	23	2	Florida Atlantic	WC-16 (NE)
23	Kyle Fuller	DB	5-11	190	25	4	Virginia Tech	D1-14
24	Jordan Howard	RB	6-0	224	22	2	Indiana	D5-16
26	Deon Bush	DB	6-0	205	24	2	Miami (Fla.)	D4b-16
27	Sherrick McManis	DB	6-1	193	29	8	Northwestern	TR-12 (HOU)
29	Tarik Cohen	RB	5-6	181	22	R	North Carolina A&T	D4b-17
30	Benny Cunningham	RB	5-10	218	27	5	Middle Tennessee State	UFA-17 (LAR)
31	Marcus Cooper Sr.	DB	6-2	197	27	5	Rutgers	UFA-17 (ARZ)
33	Taquan Mizzell	RB	5-10	185	24	R	Virginia	WC-17 (BAL)
36	DeAndre Houston-Carson	DB	6-1	205	24	2	William & Mary	D6-16
37	Bryce Callahan	DB	5-9	188	26	3	Rice	UnFA-15
38	Adrian Amos	DB	6-0	214	24	3	Penn State	D5-15
39	Eddie Jackson	DB	6-0	202	23	R	Alabama	D4a-17
44	Nick Kwiatkoski	LB	6-2	242	24	2	West Virginia	D4a-16
46	Michael Burton	FB	6-0	240	25	3	Rutgers	WFA-17 (DET)
47	Isaiah Irving	LB	6-3	254	23	R	San Jose State	UnFA-17
49	Andrew DePaola	LS	6-2	230	30	4	Rutgers	WC-17 (TB)
52	Christian Jones	LB	6-3	245	26	4	Florida State	UnFA-14
53	John Timu	LB	6-0	246	25	3	Washington	UnFA-15
55	Hroniss Grasu	OL	6-3	301	26	3	Oregon	D3-15
59	Danny Trevathan	LB	6-1	239	27	6	Kentucky	UFA-16 (DEN)
65	Cody Whitehair	OL	6-4	310	25	2	Kansas State	D2-16
70	Bobby Massie	OL	6-6	317	28	6	Mississippi	UFA-16 (ARZ)
71	Josh Sitton	OL	6-3	320	31	10	UCF	WFA-16 (GB)
72	Charles Leno Jr.	OL	6-3	306	26	4	Boise State	D7-14
73	John Jenkins	DL	6-3	327	28	5	Georgia	UFA-17 (SEA)
75	Kyle Long	OL	6-6	316	28	5	Oregon	D1-13
76	Tom Compton	OL	6-5	313	28	5	South Dakota	UFA-17 (ATL)
79	Bradley Sowell	OL	6-7	312	28	6	Mississippi	UFA-17 (SEA)
85	Daniel Brown	TE	6-5	247	25	3	James Madison	WFA-16 (BAL)
86	Zach Miller	TE	6-5	245	33	7	Nebraska-Omaha	WFA-13 (TB)
87	Adam Shaheen	TE	6-6	270	23	R	Ashland	D2-17
88	Dion Sims	TE	6-4	268	26	5	Michigan State	UFA-17 (MIA)
90	Jonathan Bullard	DL	6-3	296	24	2	Florida	D3-16
91	Eddie Goldman	DL	6-4	320	23	3	Florida State	D2-15
92	Pernell McPhee	LB	6-3	269	28	7	Mississippi State	UFA-15 (BAL)
93	Sam Acho	LB	6-3	259	29	7	Texas	UFA-15 (ARZ)
94	Leonard Floyd	LB	6-4	251	25	2	Georgia	D1-16
95	Roy Robertson-Harris	DL	6-7	294	24	1	UTEP	UnFA-16
96	Akiem Hicks	DL	6-5	332	27	6	Regina	UFA-16 (NE)
98	Mitch Unrein	DL	6-4	301	30	7	Wyoming	WFA-15 (SD)

RESERVE / INJURED

11	Kevin White	WR	6-3	216	25	3	West Virginia	D1-15
21	Quintin Demps	DB	5-11	216	32	9	UTEP	UFA-17 (HOU)
32	Deiondre' Hall	DB	6-2	206	23	2	Northern Iowa	D4c-16
48	Patrick Scales	LS	6-4	239	29	2	Utah State	WFA-15 (BAL)
50	Jerrell Freeman	LB	6-0	235	31	6	Mary Hardin-Baylor	UFA-16 (IND)
64	Eric Kush	OL	6-4	317	28	5	California (PA)	WC-16 (LA)
67	Jordan Morgan	OL	6-4	311	23	R	Kutztown	D5-17
81	Cameron Meredith	WR	6-3	207	25	3	Illinois State	UnFA-16
97	Willie Young	LB	6-4	259	32	8	North Carolina State	UFA-14 (DET)

PRACTICE SQUAD

14	Nelson Spruce	WR	6-1	210	24	2	Colorado	WFA-17 (LAR)
35	Doran Grant	DB	5-10	196	24	2	Ohio State	WFA-17 (JAX)
43	Carl Bradford	LB	6-1	248	25	3	Arizona State	WFA-17 (BUF)
57	Howard Jones	LB	6-4	238	27	3	Shepherd	UFA-17 (TB)
60	Brandon Greene	OL	6-5	295	23	R	Alabama	UnFA-17
63	Cameron Lee	OL	6-5	312	23	3	Illinois State	WFA-17 (CIN)
69	Rashaad Coward	DL	6-6	320	22	R	Old Dominion	UnFA-17
80	Darrous Rogers	WR	6-1	218	24	R	USC	WFA-17 (SEA)
83	Mario Alford	WR	5-8	177	25	3	West Virginia	WFA-17 (CLE)
84	Ben Braunecker	TE	6-4	252	23	2	Harvard	UnFA-16



ALPHABETICAL ROSTER

No.	Name	Pos	Ht	Wt	Age	Exp	College	Hometown
93	Acho, Sam	LB	6-3	259	29	7	Texas	Dallas, Texas
38	Amos, Adrian	DB	6-0	214	24	3	Penn State	Baltimore, Md.
20	Amukamara, Prince	DB	6-0	204	28	7	Nebraska	Glendale, Ari.
4	Barth, Connor	K	5-11	204	31	8	North Carolina	Wilmington, N.C.
15	Bellamy, Joshua	WR	6-0	208	28	3	Louisville	St. Petersburg, Fla.
85	Brown, Daniel	TE	6-5	247	25	3	James Madison	Windsor, Virginia
90	Bullard, Jonathan	DL	6-3	296	24	2	Florida	Shelby, N.C.
46	Burton, Michael	FB	6-0	240	25	3	Rutgers	Long Valley, N.J.
26	Bush, Deon	DB	6-0	205	24	2	Miami (Fla.)	Miami, Fla.
37	Callahan, Bryce	DB	5-9	188	26	3	Rice	Cypress, Texas
29	Cohen, Tarik	RB	5-6	181	22	R	North Carolina A&T	Bunn, N.C.
76	Compton, Tom	OL	6-5	313	28	5	South Dakota	Rosemont, Minn.
31	Cooper, Sr., Marcus	DB	6-2	197	27	5	Rutgers	Hartford, Conn.
30	Cunningham, Benny	RB	5-10	218	27	5	Middle Tennessee State	Nashville, Tenn.
49	DePaola, Andrew	LB	6-2	230	30	4	Rutgers	Parkton, Md.
94	Floyd, Leonard	LB	6-4	251	25	2	Georgia	Atlanta, Ga.
23	Fuller, Kyle	DB	5-11	190	25	4	Virginia Tech	Baltimore, Md.
19	Gentry, Tanner	WR	6-2	209	22	R	Wyoming	Aurora, Colo.
8	Glennon, Mike	QB	6-6	229	27	5	North Carolina State	Centreville, Va.
91	Goldman, Eddie	DL	6-4	320	23	3	Florida State	Washington, D.C.
55	Grasu, Hroniss	OL	6-3	301	26	3	Oregon	Northridge, Calif.
96	Hicks, Akiem	DL	6-5	332	27	6	Regina	Elk Grove, Calif.
36	Houston-Carson, DeAndre	DB	6-1	205	24	2	William & Mary	Woodford, Va.
24	Howard, Jordan	RB	6-0	224	22	2	Indiana	Birmingham, Ala.
17	Inman, Dontrelle	WR	6-3	205	28	4	Virginia	Charleston, S.C.
47	Irving, Isaiah	LB	6-3	254	23	R	San Jose State	Vacaville, Calif.
39	Jackson, Eddie	DB	6-0	202	23	R	Alabama	Lauderdale Lakes, Fla.
73	Jenkins, John	DL	6-3	327	28	5	Georgia	Meriden, Conn.
52	Jones, Christian	LB	6-3	245	26	4	Florida State	Winter Park, Fla.
44	Kwiatkowski, Nick	LB	6-2	242	24	2	West Virginia	Bethel Park, Penn.
22	LeBlanc, Cre'Von	DB	5-11	190	23	2	Florida Atlantic	Palm Beach, Fla.
72	Leno, Jr., Charles	OL	6-3	306	26	4	Boise State	Oakland, Calif.
75	Long, Kyle	OL	6-6	316	28	5	Oregon	Ivy, Va.
70	Massie, Bobby	OL	6-6	317	28	6	Mississippi	Lynchburg, Va.
18	McBride III, Tre	WR	6-0	210	24	3	William & Mary	McDonough, Ga.
27	McManis, Sherrick	DB	6-1	193	29	8	Northwestern	Peoria, Ill.
92	McPhee, Pernell	LB	6-3	269	28	7	Mississippi State	Pahokee, Fla.
86	Miller, Zach	TE	6-5	245	33	7	Nebraska-Omaha	Wahoo, Neb.
33	Mizzell, Taquan	RB	5-10	185	24	R	Virginia	Virginia Beach, Va.
16	O'Donnell, Pat	P	6-4	217	26	4	Miami (Fla.)	Lake Worth, Fla.
95	Robertson-Harris, Roy	DL	6-7	294	24	1	UTEP	Oakland, Calif.
6	Sanchez, Mark	QB	6-2	232	30	9	USC	Mission Viejo, Calif.
87	Shaheen, Adam	TE	6-6	270	23	R	Ashland	Galena, Ohio
88	Sims, Dion	TE	6-4	268	26	5	Michigan State	Detroit, Mich.
71	Silton, Josh	OL	6-3	320	31	10	UCF	Pensacola, Fla.
79	Sowell, Bradley	OL	6-7	312	28	6	Mississippi	Hernando, Miss.
53	Timu, John	LB	6-0	246	25	3	Washington	Long Beach, Calif.
59	Trevathan, Danny	LB	6-1	239	27	6	Kentucky	Youngstown, Ohio
10	Trubisky, Mitchell	QB	6-3	222	23	R	North Carolina	Mentor, Ohio
98	Unrein, Mitch	DL	6-4	301	30	7	Wyoming	Eaton, Colo.
12	Wheaton, Markus	WR	5-11	185	26	5	Oregon State	Phoenix, Ariz.
65	Whitehair, Cody	OL	6-4	310	25	2	Kansas State	Kearney, Neb.
13	Wright, Kendall	WR	5-10	185	27	6	Baylor	Mount Pleasant, Texas
RESERVE / INJURED								
21	Demps, Quintin	DB	5-11	216	32	9	UTEP	San Antonio, Texas
50	Freeman, Jerrell	LB	6-0	235	31	6	Mary Hardin-Baylor	Waco, Texas
32	Hall, Deiondre'	DB	6-2	206	23	2	Northern Iowa	Blue Springs, Mo.
64	Kush, Eric	OL	6-4	317	28	5	California (PA)	Bridgeville, Penn.
81	Meredith, Cameron	WR	6-3	207	25	3	Illinois State	Westchester, Ill.
67	Morgan, Jordan	OL	6-4	311	23	R	Kutztown	Philadelphia, Pa.
48	Scales, Patrick	LS	6-4	239	29	2	Utah State	Louisville, Ky.
11	White, Kevin	WR	6-3	216	25	3	West Virginia	Plainfield, N.J.
97	Young, Willie	LB	6-4	259	32	8	North Carolina State	Palm Beach Gardens, Fla.
PRACTICE SQUAD								
83	Alford, Mario	WR	5-8	177	25	3	West Virginia	Greenville, Ga.
43	Bradford, Carl	LB	6-1	248	25	3	Arizona State	Norco, Calif.
84	Braunacker, Ben	TE	6-4	252	23	2	Harvard	Ferdinand, Ind.
69	Coward, Rashaad	DL	6-6	320	22	R	Old Dominion	Brooklyn, N.Y.
35	Grant, Doran	DB	5-10	196	24	2	Ohio State	Akron, Ohio
60	Greene, Brandon	OL	6-5	295	23	R	Alabama	Ellenwood, Ga.
57	Jones, Howard	LB	6-4	238	27	3	Shepherd	Woodbridge, Va.
63	Lee, Cameron	OL	6-5	312	23	R	Illinois State	Danville, Ill.
80	Rogers, Darreus	WR	6-1	218	24	R	USC	Compton, Calif.
14	Spruce, Nelson	WR	6-1	210	24	2	Colorado	Los Angeles, Calif.



UNOFFICIAL DEPTH CHART

OFFENSE

Table listing offensive players: WR 13 Kendall Wright, TE 88 Dion Sims, RT 70 Bobby Massie, RG 75 Kyle Long, C 65 Cody Whitehair, LG 71 Josh Sitton, LT 72 Charles Leno Jr., QB 10 Mitchell Trubisky, RB 24 Jordan Howard, WR 15 Joshua Bellamy, FB 46 Michael Burton, 12 Markus Wheaton, 86 Zach Miller, 76 Tom Compton, 65 Cody Whitehair, 55 Hroniss Grasu, 76 Tom Compton, 79 Bradley Sowell, 8 Mike Glennon, 29 Tarik Cohen, 19 Tanner Gentry, 18 Tre McBride III, 87 Adam Shaheen, 85 Daniel Brown, 6 Mark Sanchez, 30 Benny Cunningham, 33 Taquan Mizzell, 17 Dontrelle Inman

DEFENSE

Table listing defensive players: DE 96 Akiem Hicks, NT 91 Eddie Goldman, DE 98 Mitch Unrein, OLB 92 Pernelle McPhee, ILB 44 Nick Kwiatkoski, ILB 59 Danny Trevathan, OLB 94 Leonard Floyd, CB 20 Prince Amukamara, S 38 Adrian Amos, S 39 Eddie Jackson, CB 31 Marcus Cooper Sr., 95 Roy Robertson-Harris, 73 John Jenkins, 90 Jonathan Bullard, 47 Isaiah Irving, 52 Christian Jones, 53 John Timu, 93 Sam Acho, 37 Bryce Callahan, 22 Cre'Von LeBlanc, 26 Deon Bush, 36 DeAndre Houston-Carson, 23 Kyle Fuller, 27 Sherrick McManis

SPECIAL TEAMS

Table listing special teams players: P 16 Pat O'Donnell, K 4 Connor Barth, LS 49 Andrew DePaola, H 16 Pat O'Donnell, KR 30 Benny Cunningham, PR 29 Tarik Cohen, 29 Tarik Cohen, 39 Eddie Jackson, 37 Bryce Callahan, 22 Cre'Von LeBlanc

Underline denotes rookie

PRONUNCIATION GUIDE

PLAYERS

Table listing player pronunciations: Adrian Amos, Prince Amukamara, Tarik Cohen, Andrew DePaola, Hroniss Grasu, Akiem Hicks, Nick Kwiatkoski, Cre'Von LeBlanc, Sherrick McManis, Taquan Mizzell, Adam Shaheen, Bradley Sowell, Danny Trevethan, Mitch Unrein

COACHES

Table listing coach pronunciations: Sean Desai, Vic Fangio, Dowell Loggains, Glenn Pires



HOW THE 2017 BEARS WERE BUILT

(as of November 7, 2017)

Year	Draft (18)	Free Agents (22)	College Free Agents (6)	Trade*/Waiver (7)
2017 (21)	(1) Mitchell Trubisky (2) Adam Shaheen (4a) Eddie Jackson (4b) Tarik Cohen	Mike Glennon Markus Wheaton Kendall Wright John Jenkins Prince Amukamara Marcus Cooper Sr. Benny Cunningham Tom Compton Bradley Sowell Dion Sims Mark Sanchez Michael Burton	Isaiah Irving Tanner Gentry	Andrew DePaola Taquan Mizzell Tre McBride
2016 (17)	(1) Leonard Floyd (2) Cody Whitehair (3) Jonathan Bullard 4a) Nick Kwiatkoski (4b) Deon Bush (5) Jordan Howard (6) DeAndre Houston-Carson	Akiem Hicks Connor Barth Danny Trevathan Bobby Massie Josh Sitton Daniel Brown	Roy Robertson-Harris Jonathan Anderson	Cre'Von LeBlanc John Timu
2015 (7)	(2) Eddie Goldman (3) Hroniss Grasu (5) Adrian Amos	Sam Acho Mitch Unrein Pernell McPhee	Bryce Callahan	
2014 (5)	(1) Kyle Fuller (6a) Pat O'Donnell (7) Charles Leno Jr.		Christian Jones	Josh Bellamy
2013 (2)	(1) Kyle Long	Zach Miller		
2012 (1)				Sherrick McManis*

PRACTICE SQUAD (10)

Name	Acquired
Mario Alford.....	WFA-17
Carl Bradford.....	WFA-17
Ben Braunecker.....	UnFA-17
Rashaad Coward.....	UnFA-17
Doran Grant.....	WFA-17
Brandon Greene.....	UnFA-17
Howard Jones.....	WFA-17
Cameron Lee.....	WFA-17
Darreus Rogers.....	WFA-17
Nelson Spruce.....	UnFA-17

RESERVE / INJURED (9)

Name	Acquired
Qunitin Demps.....	UFA-17
Jerrell Freeman.....	UFA-16
Deiondre' Hall.....	D4c-16
Eric Kush.....	WC-16
Cameron Meredith.....	UnFA-16
Jordan Morgan.....	D5-17
Patrick Scales.....	WFA-15
Kevin White.....	D1-15
Willie Young.....	UFA-14

**THE LAST TIME ...****TEAM****Won in Overtime:**

- By BEARS – 10/15/2017 at Baltimore (27-24)
- By Opp. – 12/6/2015 vs. San Francisco (26-20)

Won in Regulation by Scoring Go-Ahead Points in the Last 2 Minutes

- By BEARS – 10/11/2015 at KC (18-17, M. Forte 7-yd TD pass from J. Cutler with :18 remaining)
- By Opp. – 12/19/2016 vs. GB (30-27, M. Crosby 32-yd FG with 0:00 remaining)

Sent Game to Overtime by Scoring in the Last Two Minutes of Regulation

- By BEARS – 10/18/2014 at Detroit (Gould 29-yd FG with :00 remaining; DET won 37-34 in OT)
- By Opp. – 10/15/2017 at Baltimore (Campanaro 77 yd. punt return with 1:37 left; Flacco 2-pt pass to Boyle)

Shutout

- By BEARS – 11/18/2010 at Miami (16-0)
- By Opp. – 9/27/2015 at Seattle (26-0)

Did Not Allow Opponent to Score a Touchdown (non-shutout)

- By BEARS – 10/22/2017 vs. Carolina (held Carolina to 1 FG; 17-3 CHI)
- By Opp. – 12/28/2014 at Minnesota (held Chicago to 3 FGs; 13-9 MIN)

Won By 20-or-More Points

- By BEARS – 12/5/2016 vs. San Francisco (20 points; 26-6)
- By Opp. – 9/17/2017 at Tampa Bay (22 points; 29-7)

Won Game After Trailing by 20-or-More Points

- By BEARS – 10/16/2006 at Arizona (24-23 after trailing 20-0 and 23-3)
- By Opp. – 11/10/2002 vs. New England (33-30 after trailing 27-6)

Won After Trailing at End of the 1st Quarter

- By BEARS – 12/27/2015 at Tampa Bay (26-21 after trailing 7-0)
- By Opp. – 10/9/2017 vs. Minnesota (20-17 after trailing 2-0)

Won After Trailing at Halftime

- By BEARS – 11/9/2015 at San Diego (22-19 after trailing 16-7)
- By Opp. – 11/20/2016 vs. New York Giants (22-16 after trailing 16-9)

Won After Trailing at End of the 3rd Quarter

- By BEARS – 12/27/2015 at Tampa Bay (26-21 after trailing 14-13)
- By Opp. – 10/16/2016 vs. Jacksonville (17-16 after trailing 13-0)

Won After Trailing By 10-Plus Points in 4th Quarter

- By BEARS – 10/11/2015 at Kansas City (18-17 after trailing by 11, 17-6)
- By Opp. – 10/16/2016 vs. Jacksonville (17-16 after trailing by 13, 13-0)

Scored 20 or More Points in a Quarter

- By BEARS – 12/4/2014 vs. Dallas (21 in 4th quarter; 41-28 DAL)
- By Opp. – 12/4/2014 vs. Dallas (21 in 3rd quarter; 41-28 DAL)

Scored 30 or More Points in a Half

- By BEARS – 11/4/2012 at Tennessee (31 in 1st half; 51-20 CHI)
- By Opp. – 11/9/2014 at Green Bay (42 in 1st half; 55-14 GB)

Scored Touchdowns on Offense and Defense

- By BEARS – 10/15/2017 at Baltimore (2 offense; 1 defense; 27-24 CHI)
- By Opp. – 9/17/2017 at Tampa Bay (2 offense; 1 defense; 29-7 TB)

Scored Touchdowns on Offense, Defense and Special Teams

- By BEARS – 11/4/2012 at Tennessee (4 offense; 1 defense; 1 special teams; 51-20 CHI)
- By Opp. – 9/20/2015 vs. Arizona (5 offense; 1 defense; 1 special teams; 48-23 ARZ)



THE LAST TIME ...

Won on Monday Night Football

- By BEARS – 10/31/2016 vs. Minnesota (20-10 on ESPN's Monday Night Football)
By Opp. – 10/9/2017 vs. Minnesota (20-17 on ESPN's Monday Night Football)

Won on Sunday Night Football

- By BEARS – 9/14/2014 at San Francisco (28-20 on NBC's Sunday Night Football)
By Opp. – 9/25/2016 at Dallas (29-14 on NBC's Sunday Night Football)

Won on Thursday Night Football

- By BEARS – 11/26/2015 at Green Bay (17-13 CHI on NBC's Thursday Night Football)
By Opp. – 9/28/2017 at Green Bay (35-14 on CBS/NFLN's Thursday Night Football)

No Turnovers

- By BEARS – 10/22/2017 vs. Carolina (CHI, 17-3)
By Opp. – 10/9/2017 vs. Minnesota (MIN, 20-17)

OFFENSE

Touchdown Scored on First Offensive Possession to Start Game

- By BEARS – 11/20/2016 at N.Y. Giants (Z. Miller 19-yd pass from J. Cutler; 22-16 NYG)
By Opp. – 10/29/2017 at New Orleans (A. Kamara 8-yd run; 20-12 NO)

Touchdown Scored on First Offensive Possession of 2nd Half

- By BEARS – 10/9/2017 vs. Minnesota (Z. Miller 20-yd pass from Trubisky; 20-17 MIN)
By Opp. – 10/9/2017 vs. Minnesota (K. Rudolph 13-yd pass from Keenum; 20-17 MIN)

No Sacks Allowed

- By BEARS – 11/27/2016 vs. Tennessee
By Opp. – 1/1/2017 at Minnesota

No Turnovers and No Sacks Allowed

- By BEARS – 10/10/2013 vs. N.Y. Giants
By Opp. – 12/24/2016 vs. Washington

Successful Two-Point Conversion

- By BEARS – 10/9/2017 vs. Minnesota (Trubisky run on pitch from Z. Miller)
By Opp. – 10/15/2017 at Baltimore (Flacco pass to Boyle)

Failed Two-Point Conversion

- By BEARS – 10/29/2017 at New Orleans (pass failed)
By Opp. – 12/29/2013 vs. Green Bay (pass failed)

500-or-More Total Net Yards of Offense

- By BEARS – 10/9/2016 at Indianapolis (522; 125 rushing, 397 passing)
By Opp. – 10/18/2015 at Detroit (546; 155 rushing, 391 passing)

400-or-More Total Net Yards of Offense

- By BEARS – 12/24/2016 vs. Washington (458; 140 rushing, 323 passing)
By Opp. – 12/24/2016 vs. Washington (478; 208 rushing, 278 passing)

300-or-More Net Rushing Yards by Team

- By BEARS – 9/9/1984 vs. Denver (302 yds on 50 carries, 2 TDs)
By Opp. – 10/14/2007 vs. Minnesota (311 yds on 43 carries, 3 TDs)

200-or-More Net Rushing Yards by Team

- By BEARS – 10/15/2017 (231 on 54 carries, 0 TDs)
By Opp. – 12/24/2016 vs. Washington (208 yards on 35 carries, 4 TDs)

Individual 200-Yard Rushing Game

- By BEARS – 10/2/2011 vs. Carolina (Matt Forte, 205 yds on 25 carries, TD)
By Opp. – 12/1/2013 at Minnesota (Adrian Peterson, 211 yds on 35 carries, 0 TDs)

Individual 150-Yard Rushing Game

- By BEARS – 10/15/2017 at Baltimore (Jordan Howard, 167 yds on 36 carries, 0 TD)
By Opp. – 12/18/2016 vs. Green Bay (Ty Montgomery, 162 yds on 16 carries, 2 TDs)

**THE LAST TIME ...****Individual 100-Yard Rushing Game**

By BEARS – 10/29/2017 at New Orleans (Jordan Howard, 102 yds on 23 carries, 0 TDs)
By Opp. – 12/18/2016 vs. Green Bay (Ty Montgomery, 162 yds on 16 carries, 2 TDs)

Two 100-Yard Rushers in the Same Game

By BEARS – 11/10/1985 vs. Detroit (207 total; Walter Payton - 105, Matt Suhey - 102)
By Opp. – 12/22/2013 at Philadelphia (248 total; LeSean McCoy - 133, Bryce Brown - 115)

Consecutive 100-Yard Rushing Games

By BEARS – 12/24/2016 vs. WAS & 1/1/2017 at MIN (Jordan Howard; 119 vs. WAS, 135 at MIN)
By Opp. – 12/1/2013 at MIN & 12/9/2013 vs. DAL (A. Peterson, MIN - 211; D. Murray, DAL - 146)

Combined 200-Yards Rushing by Two Players (Non 200-Yard rusher, top 2 rushers)

By BEARS – 9/24/2017 vs. Pittsburgh (216 total; Jordan Howard - 138 and Tarik Cohen - 78)
By Opp. – 12/18/2016 vs. Green Bay (207 total; Ty Montgomery - 162, C. Michael - 45)

60 Team Rushing Attempts

By BEARS – 11/8/1981 at Kansas City (61 for 201 yards, 0 TDs)
By Opp. – Never

50 Team Rushing Attempts

By BEARS – 10/15/2017 at Baltimore (54 for 231 yards, 0 TDs)
By Opp. – 10/30/1988 at New England (54 for 185 yards, 0 TDs)

40 Team Rushing Attempts

By BEARS – 12/4/2016 vs. San Francisco (40 for 142 yards, 3 TDs)
By Opp. – 9/25/2016 at Dallas (41 for 199 yards, 3 TDs)

Individual 40 Rushing Attempts

By BEARS – 11/20/1977 vs. Minnesota (Walter Payton, 40 for 275 yards, 1 TD)
By Opp. – Never

Individual 30 Rushing Attempts

By BEARS – 10/15/2017 at Baltimore (Jordan Howard, 36 for 167 yards, 0 TDs)
By Opp. – 9/25/2016 at Dallas (Ezekiel Elliott, 30 for 140 yards, 0 TDs)

Individual 20 Rushing Attempts

By BEARS – 10/29/2017 at New Orleans (Jordan Howard, 23 for 102 yds, 0 TDs)
By Opp. – 11/20/2016 at N.Y. Giants (Rashad Jennings, 21 for 85 yards, 1 TDs)

Rushing Play of 75-Plus Yards

By BEARS – 11/27/1988 vs. Green Bay (Neal Anderson, 80-yard TD run)
By Opp. – 11/4/2012 at Tennessee (Chris Johnson, 80-yard TD run)

Rushing Play of 50-Plus Yards

By BEARS – 10/29/2017 at New Orleans (Jordan Howard, 50-yard run)
By Opp. – 10/9/2017 vs. Minnesota (J. McKinnon, 58-yard TD run)

Rushing Play of 25-Plus Yards

By BEARS – 10/29/2017 at New Orleans (Mitchell Trubisky, 46-yard run)
By Opp. – 10/15/2017 at Baltimore (A. Collins, 30-yard run)

3-Plus Rushing Touchdowns by Team

By BEARS – 12/4/2016 vs. San Francisco (3, Jordan Howard - 3)
By Opp. – 12/24/2016 vs. Washington (4, K. Cousins - 2, M. Brown - 1, C. Thompson - 1)

3-Plus Rushing Touchdowns by Individual

By BEARS – 12/4/2016 vs. San Francisco (Jordan Howard, 3)
By Opp. – 10/20/2013 at Washington (Roy Helu, 3)

2-Plus Rushing Touchdowns by Individual

By BEARS – 9/24/2017 vs. Pittsburgh (Jordan Howard, 2 TDs)
By Opp. – 12/24/2016 vs. Washington (Kirk Cousins, 2 TDs)



THE LAST TIME ...

400 Gross Yards Passing by Team

By BEARS – 11/14/1999 vs. Minnesota (422; 34 of 48, 3 TDs, INT)
 By Opp. – 10/18/2015 at Detroit (405; 27 of 42, 4 TDs, 1 INT)

300 Gross Yards Passing by Team

By BEARS – 12/24/2016 vs. Washington (323; 24 of 40, 2 TDs, 5 INTs)
 By Opp. – 9/10/2017 vs. Atlanta (321; 21 of 30, 1 TD, 0 INT)

400 Yards Passing by Individual

By BEARS – 11/14/1999 vs. Minnesota (Jim Miller - 422; 34 of 48, 3 TDs, INT)
 By Opp. – 10/18/2015 at Detroit (Matthew Stafford - 405; 27 of 42, 4 TDs, 1 INT)

300 Yards Passing by Individual

By BEARS – 9/17/2017 at Tampa Bay (Mike Glennon - 301; 31 of 45, 1 TD, 2 INTs)
 By Opp. – 9/10/2017 vs. Atlanta (Matt Ryan - 321; 21 of 30, 1 TD, 0 INT)

Consecutive 300 Yards Passing by Individual

By BEARS – 12/18/2016 vs. GB & 12/24/2016 vs. WAS (Matt Barkley - 362 vs. GB, 323 vs. WAS)
 By Opp. – 11/23/14 vs. TB & 11/27/14 at DET (J. McCown 341 vs. TB, M. Stafford 390 at DET)

60-Plus Passing Attempts by Individual

By BEARS – 11/16/1997 vs. NY Jets (Erik Kramer - 60; 32 of 60, 354 yards, 2 TDs, 3 INT)
 By Opp. – 11/13/2011 vs. Detroit (Matthew Stafford - 63; 33 of 63, 329 yards, 1 TD, 4 INT)

50-Plus Passing Attempts by Individual

By BEARS – 11/27/2016 vs. Tennessee (Matt Barkley - 40; 24 of 40, 323 yards, 2 TDs, 5 INT)
 By Opp. – 10/20/2016 at Green Bay (Aaron Rodgers - 56; 39 of 56, 326 yards, 3 TDs, 0 INT)

40-Plus Passing Attempts by Individual

By BEARS – 9/17/2017 at Tampa Bay (Mike Glennon - 45; 31 of 45, 301 yards, 1 TD, 2 INT)
 By Opp. – 10/15/2017 at Baltimore (Joe Flacco - 41; 24 of 41, 180 yards, 0 TD, 2 INT)

30-Plus Passing Completions by Individual

By BEARS – 9/17/2017 at Tampa Bay (Mike Glennon - 31; 31 of 45, 301 yards, 1 TD, 2 INT)
 By Opp. – 10/20/2016 at Green Bay (Aaron Rodgers - 39; 39 of 56, 326 yards, 3 TDs, 0 INT)

25-Plus Passing Completions by Individual

By BEARS – 9/10/2017 vs. Atlanta (Mike Glennon - 26; 26 of 40, 213 yards, 1 TD, 0 INT)
 By Opp. – 1/1/2017 at Minnesota (Sam Bradford - 25; 25 of 33, 250 yards, 3 TDs, 1 INT)

4-Or-More Passing Touchdowns by Individual

By BEARS – 9/14/2014 at San Francisco (Jay Cutler - 4, 23 of 34, 176 yards, 4 TDs, 0 INTs)
 By Opp. – 9/28/2017 at Green Bay (Aaron Rodgers - 4; 18 of 26, 179 yards, 4 TDs, 0 INTs)

3-Or-More Passing Touchdowns by Individual

By BEARS – 11/27/2016 vs. Tennessee (Matt Barkley - 3, 28 of 54, 316 yards, 3 TDs, 2 INTs)
 By Opp. – 1/1/2017 at Minnesota (Sam Bradford - 3; 25 of 33, 250 yards, 3 TDs, 1 INT)

10-Or-More Receptions by Individual

By BEARS – 11/9/2015 at San Diego (Alshon Jeffery, 10 receptions, 151 yards, 0 TDs)
 By Opp. – 9/24/2017 vs. Pittsburgh (Antonio Brown, 10 receptions, 110 yards, 1 TD)

200-Plus Receiving Yards by Individual

By BEARS – 12/11/2013 at Minnesota (Alshon Jeffery, 245 yards, 12 receptions, 2 TDs)
 By Opp. – 12/17/2000 at San Francisco (Terrell Owens, 283 yards, 20 receptions, 1 TD)

150-Plus Receiving Yards by Individual

By BEARS – 11/9/2015 at San Diego (Alshon Jeffery, 151 yards, 10 receptions, 0 TDs)
 By Opp. – 11/9/2014 at Green Bay (Jordy Nelson, 152 yards, 6 receptions, 2 TDs)

100-Plus Receiving Yards by Individual

By BEARS – 12/24/2016 vs. Washington (Cameron Meredith, 135 yards, 9 receptions, 0 TDs)
 By Opp. – 9/24/2017 vs. Pittsburgh (Antonio Brown, 110 yards, 10 receptions, 1 TD)

**THE LAST TIME ...****Two 100-Yard Receivers**

- By BEARS - 12/18/2016 vs. Green Bay (Cameron Meredith 104 yards and Deonte Thompson 110 yards)
By Opp. - 11/23/2014 vs. Tampa Bay (Vincent Jackson 117 yards and Louis Murphy 113 yards)

Three 100-Yard Receivers

- By BEARS - Never
By Opp. - 12/26/1982 at L.A. Rams (George Farmer 183, Preston Dennard 122 & Wendell Tyler 102)

Consecutive 100 Yards Receiving by Individual

- By BEARS - 12/18/16 vs. GB & 12/24/16 vs. WAS (C. Meredith 104 vs. GB, 135 vs. WAS)
By Opp. - 12/18/16 vs. GB, 12/24/16 vs. WAS & 1/1/17 at MIN (J. Nelson 124 vs. GB; D. Jackson 114 vs. WAS; K. Rudolph 117 at MIN)

Pass Play of 80-Plus Yards

- By BEARS - 11/15/2015 at St. Louis (Jay Cutler to Jeremy Langford, 83 yards, TD)
By Opp. - 9/10/2017 vs. Atlanta (Matt Ryan to Austin Hooper, 88 yards, TD)

Pass Play of 60-Plus Yards

- By BEARS - 10/22/2017 vs. Carolina (Mitchell Trubisky to Tarik Cohen, 70 yards)
By Opp. - 12/18/2016 vs. Green Bay (Aaron Rodgers to Jordy Nelson, 60 yards)

Pass Play of 40-Plus Yards

- By BEARS - 10/29/2017 at New Orleans (Mitchell Trubisky to Tre McBride, 45 yards)
By Opp. - 10/29/2017 at New Orleans (Drew Brees to Ted Ginn, Jr., 53 yards)

Offensive Lineman Caught a Pass

- By BEARS - 12/1/2013 at Minnesota (Josh McCown to Kyle Long, -1 yard)
By Opp. - 11/16/2003 vs. St. Louis (Marc Bulger to Adam Timmerman, -7 yards)

Offensive Lineman Scored a Touchdown

- By BEARS - 12/25/2011 at Green Bay, Edwin Williams (fumble recovery in end zone)
By Opp. - 11/16/1969 at Atlanta, Mal Snider (48-yard kickoff return)

Quarterback Caught a Pass

- By Bears - 1/1/2017 at Minnesota (Matt Barkley from Cameron Meredith, 2 yards, TD)
By Opp. - 12/16/2012 vs. Green Bay (Aaron Rodgers from Rodgers, -1 yard)

Running Back Threw a Touchdown Pass

- By Bears - 10/15/2017 at Baltimore (T. Cohen to Z. Miller from, 21 yards)
By Opp. -

Wide Receiver Threw a Touchdown Pass

- By Bears - 1/1/2017 at Minnesota (Cameron Meredith to Matt Barkley, 2 yards)
By Opp. -

Punter Threw a Touchdown Pass

- By Bears - 10/8/2017 vs. Minnesota (P. O'Donnell to B. Cunningham, 38 yards)
By Opp. -

3-Plus Receiving Touchdowns by Team

- By BEARS - 11/27/2016 vs. Tennessee (3, M. Wilson - 1, D. Thompson - 1, D. Brown - 1)
By Opp. - 9/28/2017 at Green Bay (4, J. Nelson - 2, R. Cobb - 1, D. Adams - 1)

3-Plus Receiving Touchdowns by Individual

- By BEARS - 9/14/2014 at San Francisco (Brandon Marshall, 3)
By Opp. - 9/20/2015 vs. Arizona (Larry Fitzgerald, 3)

2-Plus Receiving Touchdowns by Individual

- By BEARS - 11/15/2015 at St. Louis (Zach Miller, 2)
By Opp. - 9/28/2017 at Green Bay (Jordy Nelson, 2)



THE LAST TIME ...

DEFENSE**Held Opponent Under 150 Total Net Yards**

By BEARS – 10/10/2010 at Carolina (147 total; 85 rushing & 62 passing)
 By Opp. – 9/27/2015 at Seattle (146 total; 98 rushing & 48 passing)

Held Opponent Under 100 Total Net Yards

By BEARS – 11/26/1978 vs. Tampa Bay (92 total; 99 rushing & -7 passing)
 By Opp. – 12/27/1992 at Dallas (92 total; 28 rushing & 64 passing)

Held Opponent Under 50 Net Rushing Yards

By BEARS – 10/12/2014 at Atlanta (42)
 By Opp. – 12/4/2014 vs. Dallas (35)

Held Opponent Under 25 Net Rushing Yards

By BEARS – 9/12/2010 vs. Detroit (20)
 By Opp. – 9/17/2017 at Tampa Bay (20)

Held Opponent Under 100 Net Passing Yards

By BEARS – 12/4/2016 vs. San Francisco (6)
 By Opp. – 10/22/2017 vs. Carolina (85)

Held Opponent Under 50 Net Passing Yards

By BEARS – 12/4/2016 vs. San Francisco (6)
 By Opp. – 9/27/2015 at Seattle (48)

Held Opponent Under 100 Gross Passing Yards

By BEARS – 12/4/2016 vs. San Francisco (39)
 By Opp. – 9/27/2015 at Seattle (63)

Held Opponent Under 50 Gross Passing Yards

By BEARS – 12/4/2016 vs. San Francisco (39)
 By Opp. – 12/3/2006 vs. Minnesota (34)

8-Plus Takeaways by Team

By BEARS – 9/2/1984 vs. Tampa Bay (8; 6 INTs, 2 FRs; CHI 34-14)
 By Opp. – 10/11/1998 at Arizona (8; 4 INTs, 4 FRs; ARZ 20-7)

7-Plus Takeaways by Team

By BEARS – 9/17/1995 at Tampa Bay (7; 4 INTs, 3 FRs; CHI 25-6)
 By Opp. – 10/11/1998 at Arizona (8; 4 INTs, 4 FRs; ARZ 20-7)

6-Plus Takeaways by Team

By BEARS – 11/13/2011 vs. Detroit (6; 4 INTs, 2 FRs; CHI 37-13)
 By Opp. – 10/24/2010 vs. Washington (6; 4 INTs, 2 FRs; WAS 17-14)

5-Plus Interceptions by Team

By BEARS – 10/01/2012 at Dallas (5; CHI 34-18)
 By Opp. – 12/24/2016 vs. Washington (5; WAS 41-21)

4-Plus Interceptions by Team

By BEARS – 10/01/2012 at Dallas (5; CHI 34-18)
 By Opp. – 12/24/2016 vs. Washington (5; WAS 41-21)

2-Plus Interceptions by Individual

By BEARS – 9/14/2014 at San Francisco (Kyle Fuller, 2)
 By Opp. – 12/24/2016 vs. Washington (Josh Norman, 2; Bashaud Breeland, 2)

2-Plus Opponent Fumble Recoveries by Individual

By BEARS – 12/27/2015 at Tampa Bay (John Timu, 2)
 By Opp. – Unknown

Intercepted Pass Returned for a Touchdown

By BEARS – 10/22/2017 vs. Carolina (Eddie Jackson, 76 yards)
 By Opp. – 9/17/2017 at Tampa Bay (Robert McClain, 47 yards)

**THE LAST TIME ...****Opponent Fumble Returned for a Touchdown**

- By BEARS – 10/22/2017 vs. Carolina (Eddie Jackson, 75 yards)
- By Opp. – 1/1/2017 at Minnesota (Everson Griffen, 20 yards)

Defensive Lineman Scored a Touchdown

- By BEARS – 11/17/2013 vs. Baltimore (David Bass, 24-yard interception return)
- By Opp. – 11/1/2017 at Minnesota (Everson Griffen, 20-yard fumble return)

Linebacker Scored a Touchdown

- By BEARS – 10/20/2016 at Green Bay (Leonard Floyd, fumble recovered in end zone)
- By Opp. – 10/11/2015 at Kansas City (Ramik Wilson, fumble recovered in end zone)

Defensive Back Scored a Touchdown

- By BEARS – 10/22/2017 vs. Carolina (Eddie Jackson, 76-yard INT return)
- By Opp. – 9/17/2017 at Tampa Bay (Robert McClain, 47-yard INT return)

Safety

- By Bears – 10/9/2017 vs. Minnesota (Leonard Floyd sacks Sam Bradford in end zone)
- By Opp. – 11/13/2016 at Tampa Bay (Jay Cutler fumbled forced by R. Ayers out of bounds in end zone)

8-Plus Sacks by Team

- By BEARS – 11/20/2005 vs. Carolina (8; CHI 13-3)
- By Opp. – 10/3/2010 at N.Y. Giants (10; NYG 17-3)

7-Plus Sacks by Team

- By BEARS – 11/20/2005 vs. Carolina (8; CHI 13-3)
- By Opp. – 12/15/2014 vs. New Orleans (7; NO 31-15)

3-Plus Sacks by Individual

- By BEARS – 10/9/2016 at Indianapolis (Willie Young, 3)
- By Opp. – 12/15/2014 vs. New Orleans (David Hawthorne, 3)

2-Plus Sacks by Individual

- By BEARS – 10/9/2017 vs. Minnesota (Akiem Hicks, 2.0; Leonard Floyd, 2.0)
- By Opp. – 9/10/2017 vs. Atlanta (Brooks Reed, 2)

SPECIAL TEAMS**Blocked Extra Point**

- By BEARS – 12/6/2015 vs. San Francisco (Eddie Goldman, Phil Dawson was the kicker)
- By Opp. – 10/4/2015 vs. Oakland (Denico Autry, Robbie Gould was the kicker)

Blocked Field Goal

- By BEARS – 9/24/2017 (Sherrick McManis blocks Chris Boswell's 35-yard attempt)
- By Opp. – 12/24/2016 vs. Washington (Preston Smith blocks Connor Barth's 22-yard attempt)

Blocked Field Goal for TD

- By BEARS – 10/1/1978 vs. Oakland (Mike Spivey 71-yard return; blocked by Virgil Livers)
- By Opp. – 12/23/2012 at Arizona (Justin Bethel 82-yard return; blocked by Adrian Wilson)

Blocked Punt

- By BEARS – 11/4/2012 at Tennessee (Sherrick McManis blocked Brett Kern's punt)
- By Opp. – 12/27/2015 at Tampa Bay (Jeremiah George blocked Pat O'Donnell's punt)

Blocked Punt for TD

- By BEARS – 11/4/2012 at Tennessee (Corey Wootton 5-yard return; blocked by Sherrick McManis)
- By Opp. – 9/14/1987 vs. N.Y. Giants (Tom Flynn recovered in end zone; blocked by Eric Howard)

Fake Field Goal for TD

- By BEARS – 12/1/2002 at Green Bay (Brad Maynard 12-yard pass to Dustin Lyman)
- By Opp. – 9/13/2012 at Green Bay (Tim Masthay 27-yard pass to Tom Crabtree)



THE LAST TIME ...

Fake Punt for TD

- By BEARS – 10/9/2017 vs. Minnesota (P. O'Donnell 38-yard pass to B. Cunningham)
 By Opp. –

Missed Extra Point (kick not blocked)

- By BEARS – 11/20/2016 at N.Y. Giants (Connor Barth, wide right)
 By Opp. – 9/17/2017 at Tampa bay (Nick Folk, wide left)

Missed Field Goal Returned

- By BEARS – 11/12/2006 at N.Y. Giants (Devin Hester, 108-yard TD)
 By Opp. – 11/8/2009 vs. Arizona (Antrel Rolle, 59 yards)

Muff Recovered for TD

- By BEARS – 10/19/2008 vs. Minnesota (Zackary Bowman, muffed punt recovered in end zone)
 By Opp. – Never

Punt Returned for TD

- By BEARS – 9/19/2016 vs. Philadelphia (Eddie Royal, 65 yards)
 By Opp. – 10/15/2017 at Baltimore (Campanaro, 77 yards)

100 or More Punt Return Yards by Individual

- By BEARS – 11/13/2011 vs. Detroit (Devin Hester, 122 yards, TD on 3 returns)
 By Opp. – 10/15/2017 at Baltimore (Campanaro, 132 yards, 77-yard TD return)

Kickoff Returned for TD

- By BEARS – 11/9/2014 at Green Bay (Chris Williams, 101 yards)
 By Opp. – 10/15/2017 at Baltimore (B. Rainey, 96 yards)

150 or More Kickoff Return Yards by Individual

- By BEARS – 12/20/2015 at Minnesota (Deonte Thompson, 153 yards on 5 returns)
 By Opp. – 10/15/2017 at Baltimore (B. Rainey, 191 yards on 5 returns)

Recovered Own Onside Kick

- By BEARS – 11/27/2016 vs. Tennessee (Adrian Amos recovered Connor Barth kick)
 By Opp. – 12/4/2013 at Green Bay (Jamari Lattimore recovered Mason Crosby kick)

5 Field Goals Made

- By BEARS – 10/20/1968 at Philadelphia (Mac Percival, 5 for 5)
 By Opp. – 10/9/2016 at Indianapolis (Adam Vinatieri, 5 for 5)

4 Field Goals Made

- By BEARS – 12/27/2015 at Tampa Bay (Robbie Gould, 4 of 4)
 By Opp. – 9/27/2015 at Seattle (Steven Hauschka, 4 for 4)

3 Field Goals Made

- By BEARS – 10/16/2016 vs. Jacksonville (Connor Barth, 3 for 3)
 By Opp. – 10/15/2017 at Baltimore (J. Tucker 3 for 3)

FG Made of 50-or-More Yards

- By BEARS – 9/10/2017 vs. Atlanta (Connor Barth, 54 yards)
 By Opp. – 10/15/2017 at Baltimore (J. Tucker 50 yards)



BEARS OFF THE FIELD

ACHO HOSTS CELEBRITY WAITER NIGHT



Chicago Bears outside linebacker, Sam Acho, and teammates hosted their second annual "Celebrity Waiter Night" on September 11 at the recently-opened River North steak hotspot by the Mastro family, Steak 48. Proceeds benefited Living Hope Christian Ministries, established in 1989, whose mission is to bring healing medicines and medical treatment to the people in Nigeria.

HICKS GIVING BACK TO CHICAGO STUDENTS



Defensive end Akiem Hicks had an excellent first season with the Bears last year. But the impact he's making in Chicago extends well beyond the playing field. Hicks, who recently signed a four-year extension with the Bears, donated over 220 backpacks to children at Perkins Bass Elementary on Sept. 5. The sixth-year veteran also announced this past offseason he will begin helping to provide three Chicago Public School seniors with four-year college scholarships through a partnership with Give Something Back, a national organization devoted to helping lower-income students attend college.

STALEY, AZUMAH BRING "BEAR HUGS TO ABILITY LAB



Members from the Chicago Bears, including Chairman George McCaskey, Staley Da Bear and former player Jerry Azumah recently spent time with pediatric patients at Ability Lab on Aug. 29. Located in downtown Chicago, Ability Lab is one of the top rehabilitation centers in the country. Staley and company were able to meet with patients, distribute "Bear Hugs", and hand out stuffed animals. The Bears and Bears Care Board of Directors also presented a generous donation to support Ability Lab's Caring for Kids Program.

GLENNON SUPPORTS CTK FOOTBALL PROGRAM



Chicago's Christ the King Gladiator football team welcomed surprise visitors, the Chicago Bears and Mike Glennon, to a team practice this past summer at Christ the King Jesuit Prep's West Side campus. Not only did Glennon throw a few passes and share words of encouragement with the team, he also generously donated new Nike cleats to all of the players -- a critical need in fielding a new team. While at CTK, Mike and the Bears extended an invitation for players and coaches to be their guests at Bears Training Camp. During the trip to Bourbonnais, the team got a chance to see up close how the pros prepare for an NFL season.

BEARS COMMISSION ARTWORK AROUND CHICAGO



The Chicago Bears are coming out of hibernation for the start of football season, and fans can find them not just on TV and Soldier Field, but on walls across Chicago. The Bears are having a handful of wall murals done to open the season, executed by local street artists. Sick Fisher (#SickFisher) is doing one on the side of the Wild Hare, 2610 N. Halsted St. Fisher called it "my version of kind of a Chicago Bears brunch" as he was putting the finishing touches on it following a week's work on the project.

LONG "FILLS IN" AT PHILLIPS ACADEMY



As part of Campbell's Chunky Soup's "We'll Fill In, While You Fill Up" campaign, Kyle Long surprised Phillips Academy High School's coach Troy McAllister by "filling in" for his duties at practice and giving him a break to "fill up" with a bowl of Chunky MAXX soup on the sidelines.



BEARS OFF THE FIELD

AMOS, FULLER, COOPER VISIT LOCAL HIGH SCHOOLS



Adrian Amos visited Amundsen High School last Tuesday to speak with Working on Womanhood students about the importance of goal setting as part of the Bears School Outreach program. Kyle Fuller also visited Becoming a Man students at Michele Clark Magnet High School about self-determination and overcoming obstacles. Marcus Cooper met with BAM students at North-Grand High School to speak about integrity and taking advantage of second chances.

CRUCIAL CATCH GAME



The Bears hosted cancer survivors during the Monday Night Crucial Catch game and selected two cancer survivors to be the honorary captains: Jill Feldman, who is a lung cancer survivor, and Sergeant Melinda Linas, who is a breast cancer survivor and 18-year veteran of Chicago Police Department.

BEARS SCHOOL OUTREACH



The Chicago Bears kicked off the 2017 Bears School Outreach program on Sept. 19, when kicker Connor Barth and punter Pat O'Donnell visited Jordan Community School. Through a partnership with Youth Guidance, Chicago Bears players will make weekly visits to Chicago Public Schools during the season to speak to, motivate and interact with students who are part of the Becoming a Man (B.A.M.) and Working on Womanhood (W.O.W.) programs.

SYMETRA HEROES IN THE CLASSROOM



Tarik Cohen surprised teacher Trey Thompson and his students at the Academy for Global Citizenship with a \$2,000 check. During the 2017 Bears season, 16 exceptional K-12 teachers will be honored. As part of the award, the Heroes will win two tickets to a Bears home game, be recognized at Soldier Field and receive a \$2,000 donation for their classroom. Hero selection is based on a teacher's ability to balance the core curriculum with students' individual needs, build trust among students, parents and the community and invest in their students' long-term success.

REAL BEARS FANS WEAR PINK CAMPAIGN



Players and coaches are supporting the organization's 2017 Real Bears Fans Wear Pink campaign, which helps raise awareness and money for organizations providing care, assistance and support services to Chicagoland breast cancer patients and their families. On Sunday, the Bears will join with Advocate Health Care, the team's Official Health Care Partner, to celebrate survivorship. Breast cancer survivors and fighters will form a human ribbon on the field pregame. Bears flag runners will carry pink flags and wear the Real Bears Fans Wear Pink shirts as they lead the team onto the field. Approximately 40,000 Bears/Advocate Health Care branded pink rally towels will be distributed to fans and ZTA will be passing out pink ribbons. Fans can purchase shirts online at ChicagoBears.com/pink.



BEARS OFF THE FIELD

MY CAUSE, MY CLEATS



On Oct. 27, the Bears announced that over 30 players will participate in this year's My Cause My Cleats campaign to show support for charitable causes near and dear to their hearts.

ACHO, MIDWEST DAIRY PRESENT \$10,000 GRANT



On Oct. 24, Sam Acho and Midwest Dairy presented Smyth Elementary with a \$10,000 NFL Hometown Grant and 30 LearnFit® Adjustable Standing Desks by Ergotron, Inc. to facilitate active classrooms.

MCPHEE, JACKSON, MCBRIDE VISIT CHICAGO AREA YOUTH



Pernell McPhee visited Ella Flagg Young Elementary on Oct. 24 to speak with WOW students about developing smart goals. Eddie Jackson also visited Wendell Phillips Academy to speak with BAM students, while Tre McBride met with BAM students at Julian High School to discuss the importance of working hard even when people aren't watching.



2017-18 NFL IMPORTANT DATES

November 1 -- Players with at least four previous pension-credited seasons are subject to the waiver system for the remainder of the regular season and postseason.

November 14 -- At 4:00 p.m., New York time, signing period ends for Franchise Players who are eligible to receive offer sheets.

November 14 -- Prior to 4:00 p.m., New York time, deadline for clubs to sign their unsigned Franchise and Transition Players, including Franchise Players who were eligible to receive offer sheets until this date.

November 14 -- Prior to 4:00 p.m., New York time, deadline for clubs to sign their Unrestricted Free Agents to whom the "May 9 Tender" was made.

November 14 -- Prior to 4:00 p.m., New York time, deadline for clubs to sign their Restricted Free Agents, including those to whom the "June 1 Tender" was made.

November 14 -- Prior to 4:00 p.m., New York time, deadline for clubs to sign their drafted rookies.

December 13 -- League Meeting, Irving, Texas.

January 1, 2018 -- Earliest permissible date for clubs to renegotiate or extend the rookie contract of a drafted rookie who was selected in any round of the 2015 NFL Draft.

January 1 -- Option exercise period begins for Fifth-Year Option for First-Round Selections from the 2015 NFL Draft.

January 6-7 -- Wild Card Playoffs.

January 7 -- Assistant coaches under contract to playoff clubs that have byes in the Wild Card weekend may be interviewed for head coaching positions through the conclusion of the Wild Card games.

January 13-14 -- Divisional Playoffs.

January 14 -- Assistant coaches under contract to playoff clubs that won their Wild Card games may be interviewed for head coaching positions through the conclusion of Divisional Playoff games.

January 15 -- Deadline for college players that are underclassmen to apply for special eligibility. A list of players who are accepted into the NFL Draft will be sent to clubs on January 19.

January 20 -- East-West Shrine Game, Tropicana Field, St. Petersburg, Florida.

January 21 -- AFC and NFC Championship Games.

January 27 -- Senior Bowl, Ladd-Peebles Stadium, Mobile, Alabama.

January 28 -- NFL Pro Bowl, Camping World Stadium, Orlando, Florida.

February 4 -- Super Bowl LII, U.S. Bank Stadium, Minnesota.



LAST TIME OUT - FINAL GAME BOOK

National Football League Game Summary

NFL Copyright © 2017 by The National Football League. All rights reserved. This summary and play-by-play is for the express purpose of assisting media in their coverage of the game; any other use of this material is prohibited without the written permission of the National Football League. Updated: 10/31/2017

Date: Sunday, 10/29/2017

Chicago Bears at New Orleans Saints
at Mercedes-Benz Superdome, New Orleans, LA

Start Time: 12:02 PM CDT

Game Day Weather

Game Weather: Sunny
Played Indoors on Turf: UBU Speed Series-S5-M

Temp: 54° F (12.2° C) Humidity: 47%, Wind: N 4 mph
Outdoor Weather: Sunny, Wind Chill: 54

Officials

Referee: Cheffers, Carl (51)
Line Judge: Payne, Kent (79)
Back Judge: Quirk, Jim (5)

Umpire: Martin, Clay (19)
Field Judge: Robinson, Mearl (31)
Replay Official: Stewart, Charles (0)

Down Judge: Symonette, Thomas (100)
Side Judge: Freeman, Brad (88)

Lineups

Chicago Bears		New Orleans Saints	
Offense	Defense	Offense	Defense
WR 19 T.Gentry	DE 96 A.Hicks	WR 16 B.Coleman	LDE 94 C.Jordan
TE 88 D.Sims	NT 91 E.Goldman	LT 72 T.Armstead	LDT 98 S.Rankins
LT 72 C.Leno	DE 98 M.Unrein	LG 75 A.Peat	RDT 95 T.Davison
LG 71 J.Sitton	OLB 93 S.Acho	C 60 M.Unger	RDE 57 A.Okafor
C 65 C.Whitehair	ILB 52 C.Jones	RG 65 S.Kelemete	WILL 52 C.Robertson
RG 75 K.Long	ILB 59 D.Trevathan	RT 71 R.Ramczyk	MLB 51 M.Te'o
RT 70 B.Massie	OLB 94 L.Floyd	TE 84 M.Hoomanawanui	SAM 53 A.Klein
QB 10 M.Trubisky	CB 20 P.Amukamara	TE 89 J.Hill	LCB 20 K.Crawley
RB 24 Jo.Howard	S 38 A.Amos	QB 9 D.Brees	SS 32 K.Vaccaro
TE 86 Z.Miller	S 39 E.Jackson	RB 22 M.Ingram	FS 43 M.Williams
TE 87 A.Shaheen	CB 23 K.Fuller	FB 42 Z.Line	RCB 23 M.Lattimore

Substitutions

K 4 C.Barth, WR 13 K.Wright, WR 15 J.Bellamy, P 16 P.O'Donnell, WR 18 T.McBride, DB 22 C.LeBlanc, DB 26 D.Bush, RB 29 T.Cohen, RB 30 B.Cunningham, DB 31 M.Cooper, RB 33 T.Mizzell, DB 36 D.Houston-Carson, DB 37 B.Callahan, LB 44 N.Kwiatkoski, FB 46 M.Burton, OLB 47 I.Irving, LS 49 A.DePaola, DL 73 J.Jenkins, OL 76 T.Compton, OL 79 B.Sowell, TE 85 D.Brown, DL 90 J.Bullard, LB 92 P.McPhee

Substitutions

K 3 W.Lutz, P 6 T.Merstead, WR 11 T.Lewis, WR 13 M.Thomas, WR 19 T.Ginn, CB 21 D.Harris, S 25 R.Bush, CB 26 P.Williams, S 31 C.Banjo, RB 33 T.Edmunds, DB 34 J.Hardee, RB 41 A.Kamara, S 48 V.Bell, LS 49 Z.Wood, LB 50 G.Hodges, LB 56 M.Mauti, G 61 J.Leribeus, TE 82 C.Fleener, WR 83 W.Snead, DE 91 T.Hendrickson, DT 92 J.Hughes, DT 93 D.Onyemata

Did Not Play

QB 8 M.Glennon

Did Not Play

QB 10 C.Daniel, G 79 J.Greco

Not Active

QB 6 M.Sanchez, WR 12 M.Wheaton, WR 17 D.Inman, DB 27 S.McManis, LB 53 J.Timu, OL 55 H.Grasu, DL 95 R.Robertson-Harris

Not Active

QB 7 T.Hill, RB 36 D.Lasco, LB 44 H.Kikaha, C 63 C.Tom, G 67 L.Warford, WR 80 A.Carr, DE 97 A.Muhammad

Field Goals (made) & missed)

C.Barth	(27) 48WL (44)	W.Lutz	(45) (49)			
		1	2	3	4	OT Total
VISITOR:	Chicago Bears	0	3	3	6	0 12
HOME:	New Orleans Saints	7	7	0	6	0 20

Scoring Plays

Team	Qtr	Time	Play Description (Extra Point) (Drive Info)	Visitor	Home
Saints	1	11:08	A.Kamara 8 yd. run (W.Lutz kick) (7-81, 3:52)	0	7
Bears	2	14:52	C.Barth 27 yd. Field Goal (10-67, 5:25)	3	7
Saints	2	3:41	M.Ingram 1 yd. run (W.Lutz kick) (8-80, 4:30)	3	14
Bears	3	5:42	C.Barth 44 yd. Field Goal (8-72, 3:31)	6	14
Saints	4	12:54	W.Lutz 45 yd. Field Goal (7-26, 2:26)	6	17
Bears	4	3:58	T.Cohen 1 yd. run (pass failed) (10-72, 3:34)	12	17
Saints	4	1:35	W.Lutz 49 yd. Field Goal (4-7, 0:16)	12	20

Paid Attendance: 73,192

Time: 3:08



LAST TIME OUT • FINAL GAME BOOK

Final Individual Statistics

Chicago Bears											New Orleans Saints										
RUSHING											RUSHING										
	ATT	YDS	AVG	LG	TD		ATT	YDS	AVG	LG	TD										
Jo.Howard	23	102	4.4	50	0	M.Ingram	18	75	4.2	18	1										
M.Trubisky	3	53	17.7	46	0	A.Kamara	8	28	3.5	10	1										
T.Cohen	4	2	0.5	5	1	D.Brees	4	-2	-0.5	1	0										
B.Cunningham	1	0	0.0	0	0	Total	30	101	3.4	18	2										
Total	31	157	5.1	50	1																
PASSING											PASSING										
	ATT	CMP	YDS	SK/YD	TD	LG	IN	RT		ATT	CMP	YDS	SK/YD	TD	LG	IN	RT				
M.Trubisky	32	14	164	2/14	0	45	1	46.9	D.Brees	28	23	299	2/13	0	54	0	111.2				
Total	32	14	164	2/14	0	45	1	46.9	Total	28	23	299	2/13	0	54	0	111.2				
PASS RECEIVING											PASS RECEIVING										
	TAR	REC	YDS	AVG	LG	TD		TAR	REC	YDS	AVG	LG	TD								
T.McBride	5	3	92	30.7	45	0	M.Thomas	8	7	77	11.0	23	0								
Jo.Howard	5	3	19	6.3	12	0	M.Ingram	6	6	24	4.0	16	0								
D.Sims	5	3	15	5.0	7	0	A.Kamara	3	3	48	16.0	34	0								
K.Wright	8	2	23	11.5	13	0	J.Hill	4	3	29	9.7	19	0								
D.Brown	1	1	9	9.0	9	0	T.Ginn	4	2	68	34.0	53	0								
T.Cohen	3	1	6	6.0	6	0	B.Coleman	1	1	54	54.0	54	0								
B.Cunningham	1	1	0	0.0	0	0	C.Fleener	1	1	-1	-1.0	-1	0								
Z.Miller	2	0	0	0.0	0	0	Total	27	23	299	13.0	54	0								
A.Shaheen	1	0	0	0.0	0	0															
T.Gentry	1	0	0	0.0	0	0															
Total	32	14	164	11.7	45	0															
INTERCEPTIONS											INTERCEPTIONS										
	NO	YDS	AVG	LG	TD		NO	YDS	AVG	LG	TD										
Total	0	0	0	0	0	M.Lattimore	1	25	25.0	25	0										
						Total	1	25	25.0	25	0										
PUNTING											PUNTING										
	NO	YDS	AVG	NET	TB	IN20	LG		NO	YDS	AVG	NET	TB	IN20	LG						
P.O'Donnell	5	270	54.0	45.6	1	2	61	T.Morstead	4	204	51.0	46.3	1	2	61						
Total	5	270	54.0	45.6	1	2	61	Total	4	204	51.0	46.3	1	2	61						
PUNT RETURNS											PUNT RETURNS										
	NO	YDS	AVG	FC	LG	TD		NO	YDS	AVG	FC	LG	TD								
T.Cohen	1	-1	-1.0	1	-1	0	T.Ginn	3	22	7.3	1	14	0								
[DOWNED]	1	0	0.0	0	0	0	[TOUCHBACK]	1	0	0.0	0	0	0								
[TOUCHBACK]	1	0	0.0	0	0	0	Total	3	22	7.3	1	14	0								
Total	1	-1	-1.0	1	0	0															
KICKOFF RETURNS											KICKOFF RETURNS										
	NO	YDS	AVG	FC	LG	TD		NO	YDS	AVG	FC	LG	TD								
T.Cohen	1	46	46.0	0	46	0	T.Lewis	1	19	19.0	0	19	0								
[TOUCHBACK]	4	0	0.0	0	0	0	T.Ginn	1	9	9.0	0	9	0								
Total	1	46	46.0	0	46	0	[TOUCHBACK]	2	0	0.0	0	0	0								
							Total	2	28	14.0	0	19	0								

Chicago Bears										
FUMBLES										
	FUM	LOST	OWN-REC	YDS	TD	FORCED	OPP-REC	YDS	TD	OUT-BDS
A.Amos	0	0	0	0	0	1	1	4	0	0
J.Bullard	0	0	0	0	0	1	0	0	0	0
C.Jones	0	0	0	0	0	0	1	0	0	0
Total	0	0	0	0	0	2	2	4	0	0
New Orleans Saints										
FUMBLES										
	FUM	LOST	OWN-REC	YDS	TD	FORCED	OPP-REC	YDS	TD	OUT-BDS
M.Ingram	2	2	0	0	0	0	0	0	0	0
Total	2	2	0	0	0	0	0	0	0	0



LAST TIME OUT - FINAL GAME BOOK

Final Team Statistics

	Visitor Bears	Home Saints
TOTAL FIRST DOWNS	17	19
By Rushing	6	7
By Passing	9	11
By Penalty	2	1
THIRD DOWN EFFICIENCY	8-17-47%	2-9-22%
FOURTH DOWN EFFICIENCY	0-1-0%	0-0-0%
TOTAL NET YARDS	307	387
Total Offensive Plays (inc. times thrown passing)	65	60
Average gain per offensive play	4.7	6.5
NET YARDS RUSHING	157	101
Total Rushing Plays	31	30
Average gain per rushing play	5.1	3.4
Tackles for a loss-number and yards	7-14	1-2
NET YARDS PASSING	150	286
Times thrown - yards lost attempting to pass	2-14	2-13
Gross yards passing	164	299
PASS ATTEMPTS-COMPLETIONS-HAD INTERCEPTED	32-14-1	28-23-0
Avg gain per pass play (inc.# thrown passing)	4.4	9.5
KICKOFFS Number-In End Zone-Touchbacks	4-3-2	5-5-4
PUNTS Number and Average	5-54.0	4-51.0
Had Blocked	0	0
FGs - PATs Had Blocked	0-0	0-0
Not Punting Average	45.6	46.3
TOTAL RETURN YARDAGE (Not Including Kickoffs)	-1	47
No. and Yards Punt Returns	1--1	3-22
No. and Yards Kickoff Returns	1-46	2-28
No. and Yards Interception Returns	0-0	1-25
PENALTIES Number and Yards	4-31	7-51
FUMBLES Number and Lost	0-0	2-2
TOUCHDOWNS	1	2
Rushing	1	2
Passing	0	0
EXTRA POINTS Made-Attempts	0-1	2-2
Kicking Made-Attempts	0-0	2-2
Passing Made-Attempts	0-1	0-0
FIELD GOALS Made-Attempts	2-3	2-2
RED ZONE EFFICIENCY	1-2-50%	2-3-67%
GOAL TO GO EFFICIENCY	1-2-50%	2-2-100%
SAFETIES	0	0
FINAL SCORE	12	20
TIME OF POSSESSION	28:37	31:23



LAST TIME OUT • FINAL GAME BOOK

Ball Possession And Drive Chart

Chicago Bears												
#	Time Recd	Time Lost	Time Poss	How Ball Obtained	Drive Began	# Play	Yds Gain	Yds Pen	Net Yds	1st Down	Last Scrm	How Given Up
1	11:08	7:59	3:09	Kickoff	CHI 25	6	19	0	19	1	CHI 44	Punt
2	5:17	14:52	5:25	Punt	CHI 25	10	67	0	67	3	* NO 8	Field Goal
3	12:39	8:11	4:28	Punt	CHI 20	8	22	0	22	3	CHI 42	Punt
4	3:41	0:22	3:19	Kickoff	CHI 25	11	45	0	45	3	NO 30	Missed FG
5	15:00	13:30	1:30	Kickoff	CHI 25	3	-1	0	-1	0	CHI 24	Punt
6	9:13	5:42	3:31	Punt	CHI 3	8	72	0	72	2	NO 25	Field Goal
7	2:16	0:20	1:56	Punt	CHI 10	3	0	0	0	0	CHI 10	Punt
8	12:54	11:54	1:00	Kickoff	CHI 25	3	4	0	4	0	CHI 29	Punt
9	7:32	3:58	3:34	Fumble	CHI 28	10	70	2	72	5	* NO 1	Touchdown
10	2:12	1:51	0:21	Fumble	CHI 30	4	9	0	9	0	CHI 39	Downs
11	1:35	1:11	0:24	Kickoff	NO 43	2	0	-5	-5	0	NO 48	Interception

(273) Average CHI 25

New Orleans Saints												
#	Time Recd	Time Lost	Time Poss	How Ball Obtained	Drive Began	# Play	Yds Gain	Yds Pen	Net Yds	1st Down	Last Scrm	How Given Up
1	15:00	11:08	3:52	Kickoff	NO 19	7	75	6	81	3	* CHI 8	Touchdown
2	7:59	5:17	2:42	Punt	NO 13	5	10	0	10	1	NO 23	Punt
3	14:52	12:39	2:13	Kickoff	NO 25	4	14	0	14	1	NO 39	Punt
4	8:11	3:41	4:30	Punt	NO 20	8	80	0	80	6	* CHI 1	Touchdown
5	0:22	0:00	0:22	Missed FG	NO 38	1	-1	-5	-6	0	NO 33	End of Half
6	13:30	9:13	4:17	Punt	NO 10	6	36	-5	31	1	NO 41	Punt
7	5:42	2:16	3:26	Kickoff	NO 25	7	29	0	29	2	CHI 46	Punt
8	0:20	12:54	2:26	Punt	NO 47	7	36	-10	26	1	CHI 27	Field Goal
9	11:54	7:32	4:22	Punt	NO 24	7	49	0	49	3	* CHI 25	Fumble
10	3:58	2:12	1:46	Kickoff	NO 20	4	54	0	54	1	CHI 26	Fumble
11	1:51	1:35	0:16	Downs	CHI 38	4	7	0	7	0	CHI 31	Field Goal
12	1:11	0:00	1:11	Interception	CHI 33	2	-2	0	-2	0	CHI 34	End of Game

(370) Average NO 31

* inside opponent's 20

Time of Possession by Quarter		1st	2nd	3rd	4th	OT	Total
Visitor	Chicago Bears	8:26	7:55	6:57	5:19		28:37
Home	New Orleans Saints	6:34	7:05	8:03	9:41		31:23
Kickoff Drive No.-Start Average		Bears: 5 - CHI 31			Saints: 4 - NO 22		



LAST TIME OUT - FINAL GAME BOOK

Final Defensive Statistics

Chicago Bears	Regular Defensive Plays											Special Teams					Misc				
	TKL	AST	COMB	SK	/ YDS	TFL	Q	IN	PD	FF	FR	TKL	AST	FF	FR	BL	TKL	AST	FF	FR	
D.Trevathan	9	4	13	0	0	1	0	0	0	0	0	0	0	0	0	0	0	0	0	0	0
C.Jones	5	2	7	0	0	0	0	0	0	0	0	0	0	0	0	0	0	0	0	0	0
A.Amos	5	0	5	0	0	2	0	0	0	1	1	1	0	0	0	0	0	0	0	0	0
K.Fuller	4	1	5	0	0	0	0	0	0	0	0	0	0	0	0	0	0	0	0	0	0
S.Acho	3	1	4	0	0	0	0	0	0	0	0	0	0	0	0	0	0	0	0	0	0
E.Goldman	0	4	4	0	0	0	0	0	0	0	0	0	0	0	0	0	0	0	0	0	0
J.Bullard	3	0	3	0	0	0	0	0	0	1	0	0	0	0	0	0	0	0	0	0	0
M.Unrein	3	0	3	0	0	0	0	0	0	0	0	0	0	0	0	0	0	0	0	0	0
L.Floyd	2	1	3	1	5	1	1	0	1	0	0	0	0	0	0	0	0	0	0	0	0
A.Hicks	2	0	2	1	8	1	2	0	0	0	0	0	0	0	0	0	0	0	0	0	0
P.McPhee	2	0	2	0	0	0	0	0	1	0	0	0	0	0	0	0	0	0	0	0	0
P.Amukamara	2	0	2	0	0	0	0	0	0	0	0	0	0	0	0	0	0	0	0	0	0
C.LeBlanc	1	0	1	0	0	0	0	0	0	0	0	0	0	0	0	0	0	0	0	0	0
E.Jackson	1	0	1	0	0	0	0	0	0	0	0	0	0	0	0	0	0	0	0	0	0
B.Callahan	0	1	1	0	0	0	0	0	1	0	0	0	0	0	0	0	0	0	0	0	0
D.Houston-Carson	0	0	0	0	0	0	0	0	0	0	0	3	0	0	0	0	0	0	0	0	0
J.Bellamy	0	0	0	0	0	0	0	0	0	0	0	1	0	0	0	0	0	0	0	0	0
D.Brown	0	0	0	0	0	0	0	0	0	0	0	0	0	0	0	0	1	0	0	0	0
Total	42	14	56	2	13	5	3	0	3	2	2	5	0	0	0	0	1	0	0	0	0

TKL = Tackle AST = Assist COMB = Combined QH=QB Hit IN = Interception PD = Pass Defense FF = Forced Fumble FR = Fumble Recovery

New Orleans Saints	Regular Defensive Plays											Special Teams					Misc				
	TKL	AST	COMB	SK	/ YDS	TFL	QH	IN	PD	FF	FR	TKL	AST	FF	FR	BL	TKL	AST	FF	FR	
K.Vaccaro	6	3	9	0.5	4.5	2	1	0	1	0	0	0	0	0	0	0	0	0	0	0	0
C.Robertson	4	1	5	0	0	2	0	0	0	0	0	0	0	0	0	0	0	0	0	0	0
D.Onyemata	2	3	5	0	0	1	1	0	0	0	0	0	0	0	0	0	0	0	0	0	0
V.Bell	2	3	5	0	0	0	0	0	0	0	0	0	0	0	0	0	0	0	0	0	0
M.Te'o	4	0	4	0	0	0	0	0	0	0	0	0	0	0	0	0	0	0	0	0	0
M.Williams	4	0	4	0	0	0	0	0	0	0	0	0	0	0	0	0	0	0	0	0	0
A.Klein	3	1	4	0	0	0	0	0	1	0	0	0	0	0	0	0	0	0	0	0	0
C.Jordan	2	2	4	0.5	4.5	0	2	0	0	0	0	0	0	0	0	0	0	0	0	0	0
A.Okafor	1	3	4	0	0	0	0	0	1	0	0	0	0	0	0	0	0	0	0	0	0
M.Lattimore	3	0	3	0	0	0	0	1	2	0	0	0	0	0	0	0	0	0	0	0	0
K.Crawley	3	0	3	0	0	0	0	0	2	0	0	0	0	0	0	0	0	0	0	0	0
T.Hendrickson	1	1	2	1	5	1	1	0	0	0	0	0	0	0	0	0	0	0	0	0	0
T.Davison	1	1	2	0	0	1	1	0	0	0	0	0	0	0	0	0	0	0	0	0	0
S.Rankins	0	1	1	0	0	0	1	0	0	0	0	0	0	0	0	0	0	0	0	0	0
J.Hughes	0	1	1	0	0	0	0	0	0	0	0	0	0	0	0	0	0	0	0	0	0
R.Bush	0	0	0	0	0	0	0	0	1	0	0	0	0	0	0	0	0	0	0	0	0
J.Hardee	0	0	0	0	0	0	0	0	0	0	0	1	0	0	0	0	0	0	0	0	0
W.Lutz	0	0	0	0	0	0	0	0	0	0	0	1	0	0	0	0	0	0	0	0	0
T.Armstead	0	0	0	0	0	0	0	0	0	0	0	0	0	0	0	0	1	0	0	0	0
D.Brees	0	0	0	0	0	0	0	0	0	0	0	0	0	0	0	0	1	0	0	0	0
Total	36	20	56	2	14	7	7	1	8	0	0	2	0	0	0	0	2	0	0	0	0



LAST TIME OUT • FINAL GAME BOOK

First Half Summary

		PERIOD SCORES		TIME OF POSSESSION	
Bears		0	3 = 3	Bears	16:21
Saints		7	7 = 14	Saints	13:39

Scoring Plays					
Team	Qtr	Time	Play Description (Extra Point) (Drive Info)	Visitor	Home
Saints	1	11:08	A.Kamara 8 yd. run (W.Lutz kick) (7-81, 3:52)	0	7
Bears	2	14:52	C.Barth 27 yd. Field Goal (10-67, 5:25)	3	7
Saints	2	3:41	M.Ingram 1 yd. run (W.Lutz kick) (8-80, 4:30)	3	14

		Chicago Bears	New Orleans Saints
TOTAL FIRST DOWNS		10	11
First Downs Rushing-Passing-by Penalty		3 - 6 - 1	5 - 5 - 1
THIRD DOWN EFFICIENCY		4-8-50%	1-4-25%
TOTAL NET YARDS		153	178
Total Offensive Plays		33	25
NET YARDS RUSHING		55	63
NET YARDS PASSING		98	115
Gross Yards Passing		112	128
Times thrown-yards lost attempting to pass		2-14	2-13
Pass Attempts-Completions-Had Intercepted		12 - 7 - 0	11 - 10 - 0
Punts-Number and Average		2 - 50.5	2 - 56
Penalties-Number and Yards		2 - 11	2 - 10
Fumbles-Number and Lost		0 - 0	0 - 0
Red Zone Efficiency		0-1-0%	2-2-100%
Average Drive Start		CHI 24	NO 23

Chicago Bears											New Orleans Saints										
RUSHING		ATT	YDS	AVG	LG	TD	RUSHING		ATT	YDS	AVG	LG	TD								
Jo.Howard		15	50	3.3	9	0	M.Ingram		7	43	6.1	18	1								
M.Trubisky		1	4	4.0	4	0	A.Kamara		4	21	5.3	10	1								
T.Cohen		3	1	0.3	5	0	D.Brees		1	-1	-1.0	-1	0								
Total		19	55	2.9	9	0	Total		12	63	5.3	18	2								

PASSING		ATT	CMP	YDS	SK/YD	TD	LG	IN	RT	PASSING		ATT	CMP	YDS	SK/YD	TD	LG	IN	RT
M.Trubisky		12	7	112	2/14	0	45	0	89.6	D.Brees		11	10	128	2/13	0	54	0	115.2
Total		12	7	112	2/14	0	45	0	89.6	Total		11	10	128	2/13	0	54	0	115.2

PASS RECEIVING		TAR	REC	YDS	AVG	LG	TD	PASS RECEIVING		TAR	REC	YDS	AVG	LG	TD
T.McBride		2	2	70	35.0	45	0	M.Ingram		5	5	30	6.0	16	0
Jo.Howard		2	2	18	9.0	12	0	M.Thomas		2	2	10	5.0	8	0
K.Wright		3	1	13	13.0	13	0	B.Coleman		1	1	54	54.0	54	0
T.Cohen		1	1	6	6.0	6	0	J.Hill		2	1	19	19.0	19	0
D.Sims		1	1	5	5.0	5	0	T.Ginn		1	1	15	15.0	15	0
T.Gentry		1	0	0	0.0	0	0								
Z.Miller		1	0	0	0.0	0	0								
A.Shaheen		1	0	0	0.0	0	0								
Total		12	7	112	16.0	45	0	Total		11	10	128	12.8	54	0

Chicago Bears											Regular Defensive Plays					Special Teams					Misc			
TKL	AST	COMB	SK	/ YDS	TFL	Q	IN	PD	FF	FR	TKL	AST	FF	FR	BL	TKL	AST	FF	FR					
C.Jones		4	1	5	0	0	0	0	0	0	0	0	0	0	0	0	0	0	0	0				
D.Trevathan		3	0	3	0	0	0	0	0	0	0	0	0	0	0	0	0	0	0	0				
A.Amos		2	0	2	0	0	1	0	0	0	0	0	0	0	0	0	0	0	0	0				
K.Fuller		2	0	2	0	0	0	0	0	0	0	0	0	0	0	0	0	0	0	0				
Total		11	1	12	0	0	1	0	0	0	0	0	0	0	0	0	0	0	0	0				

New Orleans Saints											Regular Defensive Plays					Special Teams					Misc			
TKL	AST	COMB	SK	/ YDS	TFL	QH	IN	PD	FF	FR	TKL	AST	FF	FR	BL	TKL	AST	FF	FR					
K.Vaccaro		3	2	5	0.5	4.5	2	1	0	0	0	0	0	0	0	0	0	0	0	0				
V.Bell		2	2	4	0	0	0	0	0	0	0	0	0	0	0	0	0	0	0	0				
M.Te'o		3	0	3	0	0	0	0	0	0	0	0	0	0	0	0	0	0	0	0				
M.Williams		3	0	3	0	0	0	0	0	0	0	0	0	0	0	0	0	0	0	0				
Total		11	4	15	0.5	4.5	2	1	0	0	0	0	0	0	0	0	0	0	0	0				



LAST TIME OUT • FINAL GAME BOOK

First Quarter

10/29/2017

Play By Play

CHI wins the coin toss and elects to defer. NO elects to Receive, and CHI elects to defend the north goal.

C.Barth kicks 65 yards from CHI 35 to NO 0. T.Lewis to NO 19 for 19 yards (D.Houston-Carson).

New Orleans Saints at 15:00, (1st play from scrimmage 14:55)

- 1-10-NO 19 (14:55) M.Ingram left guard to NO 24 for 5 yards (M.Utrein).
- 2-5-NO 24 (14:24) M.Ingram left tackle to NO 27 for 3 yards (C.Jones).
- 3-2-NO 27 (13:45) (Shotgun) D.Brees pass short left to B.Coleman pushed ob at CHI 19 for 54 yards (A.Amos). Pass 1, YAC 53 P1
- 1-10-CHI 19 (13:09) A.Kamara left guard to CHI 16 for 3 yards (C.Jones).
- 2-7-CHI 16 (12:35) (Shotgun) D.Brees pass short left to M.Ingram to CHI 18 for -2 yards (A.Amos). Pass -5, YAC 3
- 3-9-CHI 18 (11:52) (Shotgun) D.Brees pass short right to M.Ingram to CHI 14 for 4 yards (D.Trevathan). Pass 3, YAC 1
- 4-5-CHI 14 (11:14) W.Lutz 32 yard field goal is GOOD, NULLIFIED by Penalty, Center-Z.Wood, Holder-T.Morstead.
- 1-8-CHI 8 (11:13) A.Kamara left end for 8 yards, **TOUCHDOWN**. X2
- W.Lutz extra point is GOOD, Center-Z.Wood, Holder-T.Morstead. R3

CHI 0 NO 7, 7 plays, 81 yards, 1 penalty, 3:52 drive, 3:52 elapsed

W.Lutz kicks 65 yards from NO 35 to end zone, Touchback.

Chicago Bears at 11:08

- 1-10-CHI 25 (11:08) M.Trubisky scrambles right end ran ob at CHI 29 for 4 yards (A.Klein).
- 2-6-CHI 29 (10:36) Jo.Howard left tackle to CHI 34 for 5 yards (C.Jordan).
- 3-1-CHI 34 (9:55) Jo.Howard right guard to CHI 37 for 3 yards (M.Lattimore). R1
- 1-10-CHI 37 (9:19) Jo.Howard right end pushed ob at CHI 38 for 1 yard (A.Klein).
- 2-9-CHI 38 (8:52) M.Trubisky pass short middle to Jo.Howard to CHI 44 for 6 yards (M.Te'o). Pass 3, YAC 3
- 3-3-CHI 44 (8:12) (Shotgun) M.Trubisky pass incomplete short left to K.Wright (A.Okafor).
- 4-3-CHI 44 (8:06) P.O'Donnell punts 43 yards to NO 13, Center-A.DePaola, fair catch by T.Ginn.

New Orleans Saints at 7:59

- 1-10-NO 13 (7:59) (Shotgun) D.Brees pass short left to M.Thomas to NO 15 for 2 yards (E.Goldman; B.Callahan). Pass -4, YAC 6
- 2-8-NO 15 (7:24) D.Brees pass short left to M.Ingram to NO 31 for 16 yards (C.Jones; E.Goldman). Pass -5, YAC 21 P4
- 1-10-NO 31 (6:41) M.Ingram right guard to NO 31 for no gain (J.Bullard).
- 2-10-NO 31 (6:04) (Shotgun) D.Brees pass incomplete short middle to J.Hill (B.Callahan).
- 3-10-NO 31 (5:59) (Shotgun) D.Brees sacked at NO 23 for -8 yards (A.Hicks).
- 4-18-NO 23 (5:27) T.Morstead punts 51 yards to CHI 26, Center-Z.Wood. T.Cohen to CHI 25 for -1 yards (J.Hardee).

Chicago Bears at 5:17

- 1-10-CHI 25 (5:17) Jo.Howard left tackle to CHI 34 for 9 yards (V.Bell). INJURY UPDATE - Chicago #75 K.Long, Hand, Questionable to return.
- 2-1-CHI 34 (4:42) Jo.Howard left end to CHI 38 for 4 yards (T.Hendrickson; D.Onyemata). R2
- 1-10-CHI 38 (3:59) M.Trubisky pass deep left to T.McBride to NO 17 for 45 yards (M.Williams). Pass 26, YAC 19 P3
- 1-10-NO 17 (3:10) Jo.Howard left guard to NO 10 for 7 yards (V.Bell; T.Davison).
- 2-3-NO 10 (2:23) Jo.Howard left tackle to NO 8 for 2 yards (V.Bell; K.Vaccaro).
- 3-1-NO 8 (1:43) Jo.Howard left guard to NO 6 for 2 yards (C.Jordan; A.Klein). R4
- 1-6-NO 6 (1:03) Jo.Howard left end to NO 7 for -1 yards (K.Vaccaro).
- 2-7-NO 7 (:18) (Shotgun) T.Cohen left tackle to NO 8 for -1 yards (T.Davison).

END OF QUARTER

	Score	Time Poss	First Downs				Efficiencies	
			R	P	X	T	3 Down	4 Down
Chicago Bears	0	8:26	3	1	0	4	2/3	0/0
New Orleans Saints	7	6:34	1	2	1	4	1/3	0/0



LAST TIME OUT • FINAL GAME BOOK

Play By Play

Second Quarter

10/29/2017

Chicago Bears continued.

- 3-8-NO 8 (15:00) (Shotgun) M.Trubisky pass incomplete short middle to A.Shaheen.
- 4-8-NO 8 (14:57) **C.Barth 27 yard field goal is GOOD, Center-A.DePaola, Holder-P.O'Donnell.**

CHI 3 NO 7, 10 plays, 67 yards, 5:25 drive, 0:08 elapsed

C.Barth kicks 65 yards from CHI 35 to end zone, Touchback.

New Orleans Saints at 14:52

- 1-10-NO 25 (14:52) D.Brees pass short right to T.Ginn to NO 40 for 15 yards (K.Fuller). Pass -3, YAC 18 P5
- 1-10-NO 40 (14:20) A.Kamara left end to NO 38 for -2 yards (C.Jones). FUMBLES (C.Jones), RECOVERED by CHI-E.Goldman at NO 35. E.Goldman to NO 35 for no gain (A.Kamara).
The Replay Official reviewed the fumble ruling, and the play was REVERSED.
A.Kamara left end to NO 40 for no gain (C.Jones).
- 2-10-NO 40 (14:03) (Shotgun) D.Brees pass short right to M.Ingram to NO 44 for 4 yards (C.Jones). Pass -4, YAC 8
- 3-6-NO 44 (13:22) (Shotgun) D.Brees sacked at NO 39 for -5 yards (L.Floyd). Brees was tripped by his own center, #60 M.Unger and fell, and was touched down afterwards by #94 L.Floyd.
- 4-11-NO 39 (12:48) T.Morstead punts 61 yards to end zone, Center-Z.Wood, Touchback.

Chicago Bears at 12:39

- 1-10-CHI 20 (12:39) T.Cohen left guard to CHI 25 for 5 yards (S.Rankins; A.Okafor).
- 2-5-CHI 25 (12:06) (Shotgun) M.Trubisky pass short right to T.Cohen pushed ob at CHI 31 for 6 yards (M.Lattimore) [S.Rankins]. Pass -7, YAC 13 P5
- 1-10-CHI 31 (11:36) Jo.Howard left end to CHI 35 for 4 yards (C.Robertson).
PENALTY on NO-J.Hughes, Defensive Holding, 5 yards, enforced at CHI 35.
- 1-10-CHI 40 (11:11) Jo.Howard left guard to CHI 48 for 8 yards (K.Vaccaro). X6
- 2-2-CHI 48 (10:35) M.Trubisky pass short right to D.Sims to NO 47 for 5 yards (M.Williams). Pass 2, YAC 3 P7
- 1-10-NO 47 (9:56) M.Trubisky pass incomplete short left to T.Gentry (K.Crawley).
- 2-10-NO 47 (9:50) Jo.Howard right guard to NO 44 for 3 yards (M.Te'o).
- 3-7-NO 44 (9:11) (Shotgun) M.Trubisky sacked at CHI 47 for -9 yards (sack split by K.Vaccaro and C.Jordan).
- 4-16-CHI 47 (8:28) *(Punt formation) PENALTY on CHI-A.DePaola, False Start, 5 yards, enforced at CHI 47 - No Play.*
- 4-21-CHI 42 (8:22) P.O'Donnell punts 58 yards to end zone, Center-A.DePaola, Touchback.

New Orleans Saints at 8:11

- 1-10-NO 20 (8:11) M.Ingram left tackle to NO 32 for 12 yards (C.LeBlanc). R6
- 1-10-NO 32 (7:36) D.Brees pass short right to M.Ingram to NO 40 for 8 yards (K.Fuller). Pass -7, YAC 15
- 2-2-NO 40 (6:49) A.Kamara left guard to 50 for 10 yards (D.Trevathan). R7
- 1-10-50 (6:18) M.Ingram left tackle to CHI 46 for 4 yards (P.McPhee).
- 2-6-CHI 46 (5:39) (Shotgun) D.Brees pass short right to M.Thomas to CHI 38 for 8 yards (P.McPhee). Pass 3, YAC 5 P8
- 1-10-CHI 38 (5:03) M.Ingram left end to CHI 20 for 18 yards (E.Jackson). R9
- 1-10-CHI 20 (4:18) D.Brees pass short middle to J.Hill to CHI 1 for 19 yards (D.Trevathan). CHI-P.Amukamara was injured during the play. His return is Probable. Pass 5, YAC 14 P10
- 1-1-CHI 1 (3:45) **J.LeRibeux reported in as eligible. M.Ingram left guard for 1 yard, TOUCHDOWN.** R11
W.Lutz extra point is GOOD, Center-Z.Wood, Holder-T.Morstead.

CHI 3 NO 14, 8 plays, 80 yards, 4:30 drive, 11:19 elapsed

W.Lutz kicks 65 yards from NO 35 to end zone, Touchback.

Chicago Bears at 3:41

- 1-10-CHI 25 (3:41) M.Trubisky pass short middle to K.Wright to CHI 38 for 13 yards (M.Williams). Pass 12, YAC 1 P8
- 1-10-CHI 38 (3:07) Jo.Howard left tackle to CHI 38 for no gain (M.Te'o).
- 2-10-CHI 38 (2:30) Jo.Howard right end to CHI 42 for 4 yards (D.Onyemata).
Timeout #1 by NO at 02:22.
- 3-6-CHI 42 (2:22) (Shotgun) M.Trubisky pass short left to T.McBride pushed ob at NO 33 for 25 yards (V.Bell). Pass 5, YAC 20 P9

Two-Minute Warning

- 1-10-NO 33 (2:00) Jo.Howard left tackle to NO 34 for -1 yards (K.Vaccaro).
- 2-11-NO 34 (1:25) (Shotgun) M.Trubisky pass incomplete deep right to K.Wright.
- 3-11-NO 34 (1:16) (Shotgun) M.Trubisky pass short left to Jo.Howard pushed ob at NO 22 for 12 yards (K.Crawley). Pass -4, YAC 16 P10
Timeout #2 by NO at 01:09.
- 1-10-NO 22 (1:09) T.Cohen right tackle to NO 25 for -3 yards (D.Onyemata).
- 2-13-NO 25 (:36) (Shotgun) M.Trubisky pass incomplete short right to Z.Miller [C.Jordan].
- 3-13-NO 25 (:32) (Shotgun) M.Trubisky sacked at NO 30 for -5 yards (T.Hendrickson).
Timeout #3 by NO at 00:27.
- 4-18-NO 30 (:27) C.Barth 48 yard field goal is No Good, Wide Left, Center-A.DePaola, Holder-P.O'Donnell.
Timeout #1 by CHI at 00:22.

New Orleans Saints at 0:22

- 1-10-NO 38 (:22) (Shotgun) D.Brees pass short right to A.Kamara pushed ob at NO 40 for 2 yards (L.Floyd).
PENALTY on NO-A.Peat, Ineligible Downfield Pass, 5 yards, enforced at NO 38 - No Play.
- 1-15-NO 33 (:08) D.Brees kneels to NO 32 for -1 yards.

END OF QUARTER

	Score	Time Poss	First Downs					Efficiencies	
			R	P	X	T	3 Down	4 Down	
Chicago Bears	3	7:55	0	5	1	6	2/5	0/0	
New Orleans Saints	14	7:05	4	3	0	7	0/1	0/0	



LAST TIME OUT • FINAL GAME BOOK

Third Quarter

10/29/2017

Play By Play

CHI elects to Receive, and NO elects to defend the North goal.
W.Lutz kicks 65 yards from NO 35 to end zone, Touchback.

Chicago Bears at 15:00

- 1-10-CHI 25 (15:00) Jo.Howard left tackle to CHI 23 for -2 yards (C.Robertson).
2-12-CHI 23 (14:21) Jo.Howard right tackle to CHI 24 for 1 yard (C.Jordan).
3-11-CHI 24 (13:44) (Shotgun) M.Trubisky pass incomplete short middle to T.Cohen.
4-11-CHI 24 (13:40) P.O'Donnell punts 57 yards to NO 19, Center-A.DePaola. T.Ginn to NO 26 for 7 yards (J.Bellamy).
PENALTY on NO-Z.Line, Offensive Holding, 9 yards, enforced at NO 19.

New Orleans Saints at 13:30

- 1-10-NO 10 (13:30) M.Ingram left guard to NO 13 for 3 yards (C.Jones; E.Goldman).
2-7-NO 13 (12:52) (Shotgun) D.Brees pass short left to C.Fleener to NO 12 for -1 yards (A.Amos), Pass -1, YAC 0
3-8-NO 12 (12:09) (Shotgun) D.Brees pass deep left to M.Thomas to NO 35 for 23 yards (P.Amukamara), Pass 18, YAC 5
1-10-NO 35 (11:20) M.Ingram left end to NO 38 for 3 yards (S.Acho).
2-7-NO 38 (10:43) (Shotgun) PENALTY on NO-R.Ramczyk, False Start, 5 yards, enforced at NO 38 - No Play.
INJURY UPDATE - Chicago #37 B.Callahan, Knee, Questionable to return.
2-12-NO 33 (10:30) (Shotgun) D.Brees pass short middle to M.Thomas to NO 40 for 7 yards (L.Floyd; D.Trevathan), Pass 4, YAC 3
3-5-NO 40 (9:59) (Shotgun) D.Brees scrambles left end to NO 41 for 1 yard. Brees slid down to avoid a tackle.
4-4-NO 41 (9:25) T.Morstead punts 56 yards to CHI 3, Center-Z.Wood, downed by NO-J.Hardee.

Chicago Bears at 9:13

- 1-10-CHI 3 (9:13) Jo.Howard left guard pushed ob at NO 47 for 50 yards (M.Williams).
1-10-NO 47 (8:37) M.Trubisky pass incomplete deep left to T.Cohen.
2-10-NO 47 (8:31) B.Cunningham right guard to NO 47 for no gain (K.Vaccaro; J.Hughes).
3-10-NO 47 (7:52) (Shotgun) M.Trubisky pass short left to T.McBride pushed ob at NO 25 for 22 yards (K.Crawley), Pass 12, YAC 10
1-10-NO 25 (7:16) Jo.Howard left end to NO 23 for 2 yards (A.Okafor).
2-8-NO 23 (6:38) Jo.Howard left end to NO 25 for -2 yards (D.Onyemata; A.Okafor).
3-10-NO 25 (5:55) (Shotgun) M.Trubisky pass deep right to Z.Miller for 25 yards, TOUCHDOWN. CHI-Z.Miller was injured during the play. He is Out. Pass 25, YAC 0
The Replay Official reviewed the pass completion ruling, and the play was REVERSED.
(Shotgun) M.Trubisky pass incomplete deep right to Z.Miller (R.Bush). CHI-Z.Miller was injured during the play. He is Out. Pass 25, YAC 0
(5:47) C.Barth 44 yard field goal is GOOD, Center-A.DePaola, Holder-P.O'Donnell.

CHI 6 NO 14, 8 plays, 72 yards, 3:31 drive, 9:18 elapsed

C.Barth kicks 65 yards from CHI 35 to end zone, Touchback.

New Orleans Saints at 5:42

- 1-10-NO 25 (5:42) (Shotgun) D.Brees pass short left to M.Thomas to NO 34 for 9 yards (P.Amukamara), Pass 5, YAC 4
2-1-NO 34 (4:57) M.Ingram left guard to NO 37 for 3 yards (D.Trevathan; E.Goldman).
1-10-NO 37 (4:18) D.Brees pass short right to J.Hill pushed ob at NO 40 for 3 yards (D.Trevathan), Pass -1, YAC 4
2-7-NO 40 (3:55) M.Ingram right end to NO 49 for 9 yards (D.Trevathan; K.Fuller).
1-10-NO 49 (3:12) D.Brees pass short left to A.Kamara to CHI 46 for 5 yards (C.Jones), Pass 0, YAC 5
2-5-CHI 46 (2:30) D.Brees pass incomplete short right to T.Ginn (P.McPhee).
3-5-CHI 46 (2:28) (Shotgun) D.Brees pass incomplete deep left to M.Thomas.
4-5-CHI 46 (2:23) T.Morstead punts 36 yards to CHI 10, Center-Z.Wood, fair catch by T.Cohen.

Chicago Bears at 2:16

- 1-10-CHI 10 (2:16) Jo.Howard right guard to CHI 13 for 3 yards (M.Te'o).
2-7-CHI 13 (1:38) Jo.Howard left end pushed ob at CHI 9 for -4 yards (C.Robertson).
3-11-CHI 9 (:54) (Shotgun) M.Trubisky pass short left to Jo.Howard pushed ob at CHI 10 for 1 yard (C.Robertson), Pass -8, YAC 9
4-10-CHI 10 (:31) P.O'Donnell punts 51 yards to NO 39, Center-A.DePaola. T.Ginn to NO 47 for 8 yards (A.Amos).

New Orleans Saints at 0:20

- 1-10-NO 47 (:20) D.Brees pass short right to J.Hill to CHI 46 for 7 yards (A.Amos).
PENALTY on NO-R.Ramczyk, Illegal Block Above the Waist, 10 yards, enforced at CHI 46. Pass -5, YAC 12

END OF QUARTER

Table with columns: Score, Time Poss, First Downs (R, P, X, T), and Efficiencies (3 Down, 4 Down). Rows for Chicago Bears and New Orleans Saints.



LAST TIME OUT • FINAL GAME BOOK

Play By Play

Fourth Quarter

10/29/2017

New Orleans Saints continued.

- 1-13-NO 44 (15:00) (Shotgun) D.Brees pass incomplete short right (L.Floyd).
- 2-13-NO 44 (14:55) (Shotgun) D.Brees pass deep right to M.Thomas pushed ob at CHI 34 for 22 yards (K.Fuller). Pass 22, YAC 0 P15
- 1-10-CHI 34 (14:28) M.Ingram left guard to CHI 30 for 4 yards (D.Trevathan).
- 2-6-CHI 30 (13:50) J.LeRibeus reported in as eligible. M.Ingram left tackle to CHI 27 for 3 yards (J.Bullard).
- 3-3-CHI 27 (13:05) (Shotgun) D.Brees pass incomplete short left to T.Ginn.
- 4-3-CHI 27 (12:59) **W.Lutz 45 yard field goal is GOOD, Center-Z.Wood, Holder-T.Morstead.**

CHI 6 NO 17, 7 plays, 26 yards, 2:26 drive, 2:06 elapsed

W.Lutz kicks 65 yards from NO 35 to end zone, Touchback.

Chicago Bears at 12:54

- 1-10-CHI 25 (12:54) M.Trubisky pass incomplete deep left to K.Wright [D.Onyemata].
- 2-10-CHI 25 (12:49) Jo.Howard right end to CHI 29 for 4 yards (D.Onyemata; A.Okafor).
- 3-6-CHI 29 (12:07) (Shotgun) M.Trubisky pass incomplete short right to Jo.Howard.
- 4-6-CHI 29 (12:02) P.O'Donnell punts 61 yards to NO 10, Center-A.DePaola. T.Ginn to NO 24 for 14 yards (D.Houston-Carson).

New Orleans Saints at 11:54

- 1-10-NO 24 (11:54) (Shotgun) D.Brees pass deep right to A.Kamara pushed ob at CHI 42 for 34 yards (L.Floyd). Pass 31, YAC 3 P16
- 1-10-CHI 42 (11:17) M.Ingram left tackle to CHI 39 for 3 yards (M.Unrein).
- 2-7-CHI 39 (10:33) (Shotgun) D.Brees pass short left to A.Kamara to CHI 30 for 9 yards (S.Acho). Pass 7, YAC 2 P17
- 1-10-CHI 30 (9:55) M.Ingram left tackle to CHI 25 for 5 yards (D.Trevathan).
- 2-5-CHI 25 (9:08) (Shotgun) D.Brees pass short middle to M.Thomas to CHI 19 for 6 yards (S.Acho). Pass 3, YAC 3 P18
- 1-10-CHI 19 (8:22) J.LeRibeus reported in as eligible. D.Brees pass short right to M.Ingram to CHI 25 for -6 yards (D.Trevathan) [A.Hicks]. Pass -6, YAC 0
- 2-16-CHI 25 (7:41) M.Ingram right tackle to CHI 27 for -2 yards (J.Bullard). FUMBLES (J.Bullard), RECOVERED by CHI-C.Jones at CHI 27. C.Jones to CHI 27 for no gain (T.Amstead).

Chicago Bears at 7:32

- 1-10-CHI 28 (7:32) The line of scrimmage changed with the change of possession. (Shotgun) M.Trubisky pass incomplete deep right to D.Sims (M.Lattimore).
- 2-10-CHI 28 (7:25) (Shotgun) M.Trubisky pass incomplete short middle to D.Sims.
- 3-10-CHI 28 (7:21) (Shotgun) M.Trubisky scrambles right end ran ob at CHI 36 for 8 yards (M.Lattimore).
- Penalty on CHI-J.Siton, Offensive Holding, offsetting, enforced at CHI 28 - No Play.*
- Penalty on NO-V.Bell, Defensive Holding, offsetting.*
- 3-10-CHI 28 (6:57) (Shotgun) M.Trubisky scrambles up the middle ran ob at NO 26 for 46 yards (M.Lattimore). R13
- 1-10-NO 26 (6:18) M.Trubisky pass incomplete deep left to T.McBride (K.Crawley).
- 2-10-NO 26 (6:12) (Shotgun) M.Trubisky pass short middle to D.Sims to NO 23 for 3 yards (A.Klein) [T.Davison]. Pass 3, YAC 0
- 3-7-NO 23 (5:34) (Shotgun) M.Trubisky pass short left to K.Wright to NO 13 for 10 yards (K.Vaccaro). Pass 9, YAC 1 P14
- 1-10-NO 13 (4:53) (Shotgun) M.Trubisky up the middle to NO 10 for 3 yards (K.Vaccaro).
- 2-7-NO 10 (4:11) M.Trubisky pass incomplete short left to Jo.Howard.
- 3-7-NO 10 (4:04) (Shotgun) M.Trubisky pass short middle to D.Sims to NO 3 for 7 yards (K.Vaccaro). P15
- PENALTY on NO-K.Vaccaro, Face Mask (15 Yards), 2 yards, enforced at NO 3. Pass 5, YAC 2* X16
- 1-1-NO 1 (3:59) (Shotgun) **T.Cohen left guard for 1 yard, TOUCHDOWN.** R17
- (Pass formation) TWO-POINT CONVERSION ATTEMPT. M.Trubisky pass to K.Wright is incomplete. ATTEMPT FAILS. Trubisky's pass was tipped, then caught by #13 K.Wright, but out-of-bounds.*

CHI 12 NO 17, 10 plays, 72 yards, 1 penalty, 3:34 drive, 11:02 elapsed

C.Barth kicks 54 yards from CHI 35 to NO 11. T.Ginn to NO 20 for 9 yards (D.Houston-Carson).

New Orleans Saints at 3:58, (1st play from scrimmage 3:55)

- 1-10-NO 20 (3:55) M.Ingram left guard to NO 21 for 1 yard (D.Trevathan; S.Acho).
- 2-9-NO 21 (3:10) D.Brees pass deep middle to T.Ginn to CHI 26 for 53 yards (K.Fuller). Pass 47, YAC 6 P19
- 1-10-CHI 26 (2:22) A.Kamara left guard to CHI 26 for no gain (D.Trevathan).
- Penalty on NO, Illegal Shift, declined.*
- 2-10-CHI 26 (2:18) J.LeRibeus reported in as eligible. M.Ingram left tackle to CHI 23 for 3 yards (A.Amos). FUMBLES (A.Amos), RECOVERED by CHI-A.Amos at CHI 26. A.Amos to CHI 30 for 4 yards (D.Brees). Timeout #1 by NO at 02:12.

Chicago Bears at 2:12

- 1-10-CHI 30 (2:12) (Shotgun) M.Trubisky pass incomplete short left to K.Wright.
- 2-10-CHI 30 (2:07) (Shotgun) M.Trubisky pass short middle to D.Brown to CHI 39 for 9 yards (V.Bell; C.Robertson). Pass 4, YAC 5



LAST TIME OUT - FINAL GAME BOOK

Two-Minute Warning

- 3-1-CHI 39 (2:00) (Shotgun) M.Trubisky pass incomplete short left to K.Wright (A.Klein).
- 4-1-CHI 39 (1:57) (Shotgun) M.Trubisky pass incomplete short right to K.Wright (K.Vaccaro).

New Orleans Saints at 1:51

- 1-10-CHI 38 (1:51) The line of scrimmage was changed with the change of possession. J.LeRibeus reported in as eligible. A.Kamara right guard to CHI 37 for 1 yard (A.Hicks).
Penalty on NO-J.LeRibeus, Illegal Formation, declined.
- 2-9-CHI 37 (1:47) J.LeRibeus reported in as eligible. A.Kamara left tackle to CHI 33 for 4 yards (D.Trevathan).
Timeout #2 by CHI at 01:44.
- 3-5-CHI 33 (1:44) J.LeRibeus reported in as eligible. A.Kamara left guard to CHI 31 for 2 yards (M.Unrein).
Timeout #3 by CHI at 01:40.
- 4-3-CHI 31 (1:40) **W.Lutz 49 yard field goal is GOOD, Center-Z.Wood, Holder-T.Morstead.**

CHI 12 NO 20, 4 plays, 7 yards, 0:16 drive, 13:25 elapsed

W.Lutz kicks 69 yards from NO 35 to CHI -4. T.Cohen pushed ob at CHI 42 for 46 yards (W.Lutz).

PENALTY on NO-W.Lutz, Horse Collar Tackle, 15 yards, enforced at CHI 42.

Chicago Bears at 1:35, (1st play from scrimmage 1:28)

- 1-10-NO 43 (1:28) (Shotgun) *PENALTY on CHI-C.Leno, False Start, 5 yards, enforced at NO 43 - No Play.*
- 1-15-NO 48 (1:28) (Shotgun) M.Trubisky pass short left to B.Cunningham ran ob at NO 48 for no gain (K.Crawley). Pass-4, YAC 4
- 2-15-NO 48 (1:22) (Shotgun) M.Trubisky pass deep right intended for T.McBride INTERCEPTED by M.Lattimore at NO 27. M.Lattimore to CHI 48 for 25 yards (D.Brown).
PENALTY on CHI-J.Sitton, Unsportsmanlike Conduct, 15 yards, enforced at CHI 48.

New Orleans Saints at 1:11

- 1-10-CHI 33 (1:11) D.Brees kneels to CHI 34 for -1 yards.
- 2-11-CHI 34 (:37) D.Brees kneels to CHI 35 for -1 yards.

END OF QUARTER

	Score	Time Poss	First Downs					Efficiencies	
			R	P	X	T	3 Down	4 Down	
Chicago Bears	12	5:19	2	2	1	5	3/5	0/1	
New Orleans Saints	20	9:41	0	5	0	5	0/2	0/0	



LAST TIME OUT • FINAL GAME BOOK

Miscellaneous Statistics Report

Chicago Bears vs New Orleans Saints
10/29/2017 at Mercedes-Benz Superdome

Ten Longest Plays for Chicago Bears

Yards	Qtr	Play Start	Play Description
50	3	1-10-CHI 3	(9:13) Jo.Howard left guard pushed ob at NO 47 for 50 yards (M.Williams).
46	4	3-10-CHI 28	(6:57) (Shotgun) M.Trubisky scrambles up the middle ran ob at NO 26 for 46 yards (M.Lattimore).
45	1	1-10-CHI 38	(3:59) M.Trubisky pass deep left to T.McBride to NO 17 for 45 yards (M.Williams). Pass 26, YAC 19
25	2	3-6-CHI 42	(2:22) (Shotgun) M.Trubisky pass short left to T.McBride pushed ob at NO 33 for 25 yards (V.Bell). Pass 5, YAC 20
22	3	3-10-NO 47	(7:52) (Shotgun) M.Trubisky pass short left to T.McBride pushed ob at NO 25 for 22 yards (K.Crawley). Pass 12, YAC 10
13	2	1-10-CHI 25	(3:41) M.Trubisky pass short middle to K.Wright to CHI 38 for 13 yards (M.Williams). Pass 12, YAC 1
12	2	3-11-NO 34	(1:16) (Shotgun) M.Trubisky pass short left to Jo.Howard pushed ob at NO 22 for 12 yards (K.Crawley). Pass -4, YAC 16
10	4	3-7-NO 23	(5:34) (Shotgun) M.Trubisky pass short left to K.Wright to NO 13 for 10 yards (K.Vaccaro). Pass 9, YAC 1
9	1	1-10-CHI 25	(5:17) Jo.Howard left tackle to CHI 34 for 9 yards (V.Bell). INJURY UPDATE - Chicago #75 K.Long, Hand, Questionable to return.
9	2	1-10-CHI 31	(11:36) Jo.Howard left end to CHI 35 for 4 yards (C.Robertson). PENALTY on NO-J.Hughes, Defensive Holding, 5 yards, enforced at CHI 35.

Ten Longest Plays for New Orleans Saints

Yards	Qtr	Play Start	Play Description
54	1	3-2-NO 27	(13:45) (Shotgun) D.Brees pass short left to B.Coleman pushed ob at CHI 19 for 54 yards (A.Amos). Pass 1, YAC 53
53	4	2-9-NO 21	(3:10) D.Brees pass deep middle to T.Ginn to CHI 26 for 53 yards (K.Fuller). Pass 47, YAC 6
34	4	1-10-NO 24	(11:54) (Shotgun) D.Brees pass deep right to A.Kamara pushed ob at CHI 42 for 34 yards (L.Floyd). Pass 31, YAC 3
23	3	3-8-NO 12	(12:09) (Shotgun) D.Brees pass deep left to M.Thomas to NO 35 for 23 yards (P.Amukamara). Pass 18, YAC 5
22	4	2-13-NO 44	(14:55) (Shotgun) D.Brees pass deep right to M.Thomas pushed ob at CHI 34 for 22 yards (K.Fuller). Pass 22, YAC 0
19	2	1-10-CHI 20	(4:18) D.Brees pass short middle to J.Hill to CHI 1 for 19 yards (D.Trevathan). CHI-P.Amukamara was injured during the
18	2	1-10-CHI 38	(5:03) M.Ingram left end to CHI 20 for 18 yards (E.Jackson).
16	1	2-8-NO 15	(7:24) D.Brees pass short left to M.Ingram to NO 31 for 16 yards (C.Jones; E.Goldman). Pass -5, YAC 21
15	2	1-10-NO 25	(14:52) D.Brees pass short right to T.Ginn to NO 40 for 15 yards (K.Fuller). Pass -3, YAC 18
12	2	1-10-NO 20	(8:11) M.Ingram left tackle to NO 32 for 12 yards (C.LeBlanc).

Touchdown Scoring Information

	Offense	Defense	Special Teams
VISITOR Chicago Bears	1	0	0
HOME New Orleans Saints	2	0	0

Player Scoring Information

Club	Player	TD	Rush TD	Rec TD	KO TD	Punt Int TD	Fum TD	Misc TD	FG	XP	2Pt Rush	2Pt Rec	Sfty	Points
CHI	T.Cohen	0	1	0	0	0	0	0	0	0	0	0	0	6
CHI	C.Barth	0	0	0	0	0	0	0	2	0	0	0	0	6
NO	W.Lutz	0	0	0	0	0	0	0	2	2	0	0	0	8
NO	M.Ingram	0	1	0	0	0	0	0	0	0	0	0	0	6
NO	A.Kamara	0	1	0	0	0	0	0	0	0	0	0	0	6

Possession Detail

	First Half		Second Half		Game	
	Visitor	Home	Visitor	Home	Visitor	Home
Largest Lead	0	11	0	11	0	11
Drives Leading	0	4	0	7	0	11
Time of Possession Leading	0:00	9:47	0:00	17:44	0:00	27:31
Largest Deficit	-11	0	-11	0	-11	0
Drives Trailing	4	0	7	0	11	0
Time of Possession Trailing	16:21	0:00	12:16	0:00	28:37	0:00
Times Score Tied Up		0		0		0
Lead Changes		1		0		1



LAST TIME OUT - FINAL GAME BOOK

Playtime Percentage

Percent of playtime per player on offense, defense and special teams

Chicago Bears				New Orleans Saints							
	Offense	Defense	Special Teams		Offense	Defense	Special Teams				
J Sitton	G	67	100%	3	12%	R Ramczyk	T	61	100%	5	19%
C Leno	T	67	100%	3	12%	A Peat	G	61	100%	5	19%
B Massie	T	67	100%	3	12%	S Kelemete	G	61	100%	5	19%
M Trubisky	QB	67	100%			M Unger	C	61	100%	5	19%
T Gentry	WR	65	97%			D Brees	QB	61	100%		
T Compton	T	61	91%	5	19%	T Armstead	T	61	100%		
J Howard	RB	48	72%			B Coleman	WR	48	79%		
C Whitehair	C	43	64%	1	4%	M Thomas	WR	47	77%		
T McBride	WR	42	63%			J Hill	TE	40	66%	10	38%
D Sims	TE	40	60%	3	12%	T Ginn	WR	37	61%	6	23%
K Wright	WR	38	57%			A Kamara	RB	31	51%	1	4%
B Sowell	T	24	36%	3	12%	M Ingram	RB	31	51%		
Z Miller	TE	24	36%			M Hoomanawanui	TE	24	39%	9	35%
A Shaheen	TE	19	28%	12	46%	C Fleener	TE	16	26%		
M Burton	FB	19	28%	10	38%	T Lewis	WR	10	16%	3	12%
T Cohen	RB	18	27%	9	35%	Z Line	FB	8	13%	12	46%
D Brown	TE	16	24%	18	69%	J LeRibeus	C	7	11%	5	19%
K Long	G	6	9%			W Snead	WR	4	7%	1	4%
B Cunningham	RB	3	4%			K Vaccaro	SS	2	3%	67	100%
J Bellamy	WR	2	3%	18	69%	M Williams	FS			67	100%
T Mizzell	RB	1	1%	5	19%	A Klein	LB			67	100%
A Amos	FS			10	38%	K Crawley	CB			67	100%
E Jackson	FS			9	35%	M Lattimore	CB			67	100%
K Fuller	CB			7	27%	C Jordan	DE			64	96%
D Trevathan	LB					A Okafor	DE			54	81%
A Hicks	DE			5	19%	S Rankins	DT			50	75%
L Floyd	LB					C Robertson	LB			46	69%
P Amukamara	CB			2	8%	V Bell	FS			45	67%
E Goldman	NT					T Davison	DT			37	55%
M Unrein	DE			8	31%	D Onyemata	DT			36	54%
C Jones	LB			10	38%	T Hendrickson	DE			32	48%
S Acho	LB			19	73%	M Te'o	LB			22	33%
C LeBlanc	CB			8	31%	J Hughes	DT			11	16%
P McPhee	LB					R Bush	SS			4	6%
J Bullard	DE			7	27%	M Mauti	LB			19	73%
B Callahan	CB					C Banjo	SS			19	73%
M Cooper	CB			6	10%	T Edmunds	RB			16	62%
D Houston-Carson	FS			2	3%	J Hardee	DB			15	58%
J Jenkins	NT			2	3%	D Harris	CB			15	58%
N Kwiatkoski	LB			1	2%	W Lutz	K			10	38%
D Bush	SS			1	2%	T Morstead	P			9	35%
I Irving	LB			13	50%	Z Wood	LS			9	35%
P O'Donnell	P			8	31%	G Hodges	LB			7	27%
A DePaola	LS			8	31%	P Williams	CB			2	8%
C Barth	K			7	27%						



2017 GAME RECAPS



WEEK 1
Falcons 23, Bears 17
 Soldier Field (61,857)
 Sunday, Sept. 10, 2017

ATLANTA	3	7	3	10	23
CHICAGO	0	10	0	7	17

FIRST QUARTER

Falcons 7:56 Bryant 48 yd. Field Goal

SECOND QUARTER

Bears 14:55 Barth 54 yd. Field Goal
 Falcons 4:29 Freeman 5 yd. run (Bryant kick)
 Bears 0:14 Howard 4 yd. run (Barth kick)

THIRD QUARTER

Falcons 2:10 Bryant 28 yd. Field Goal

FOURTH QUARTER

Falcons 11:55 Hooper 88 yd. pass from Ryan
 (Bryant kick)
 Bears 7:26 Cohen 19 yd. pass from Glennon
 (Barth kick)
 Falcons 3:24 Bryant 37 yd. Field Goal

	FALCONS	BEARS
--	----------------	--------------

First Downs.....	18	20
3rd Down	5-11	5-13
Total Net Yards	372	301
Off Plays	55	63
Avg Gain	6.8	4.8
Rushing Net.....	64	125
Passing Net	308	176
Penalties (Yds).....	8 (73)	4 (40)
Turnovers.....	0	0
Punts (Avg).....	3 (59.3)	5 (48.8)
TDs	2	2
FGs.....	3-3	1-1
TO Remain	1	0
Time of Poss.....	30:34	29:26

PASSING LEADERS**FALCONS** - Ryan 21-30-0, 321 yds, 1 TD.**BEARS** - Glennon 26-40-0, 213 yds, 1 TD.**RUSHING LEADERS****FALCONS** - Freeman 12-37, 1 TD; Coleman 8-16.**BEARS** - Cohen 5-66; Howard 13-52, 1 TD; Burton 1-7.**RECEIVING LEADERS****FALCONS** - Hooper 2-128, 1 TD; Jones 4-66; Sanu 6-47; Coleman 4-42; Gabriel 3-36.**BEARS** - Cohen 8-47, 1 TD; Miller 4-39; Wright 3-34; Sims 2-31; Bellamy 3-27; Howard 3-14; White 2-6; Thompson 1-15.

The Bears came tantalizingly close to pulling off a dramatic upset of the defending NFC champion Falcons in the season opener at Soldier Field.

But four failed attempts by the Chicago offense to score the go-ahead touchdown from the 5-yard line in the final seconds enabled Atlanta to escape with a 23-17 win.

After three straight incompletions, quarterback Mike Glennon was sacked from behind by defensive end Brooks Reed with :03 remaining. Glennon had completed 7 of 11 passes for 54 yards on the drive to reach the 5 with :21 left, including a 14-yard strike to Joshua Bellamy on 4th and 3 from the Falcons' 42.

Rookie running back Tarik Cohen had a breakout performance in his NFL debut, rushing for 66 yards on five carries and catching eight passes for 47 yards. The fourth-round draft pick had a nifty 46-yard run, a 19-yard touchdown catch and a 17-yard punt return.

The Falcons led 3-0 before the Bears tied it 3-3 on Connor Barth's 54-yard field goal on the first play of the second quarter. The 10-play, 41-yard drive was sustained by Glennon's 15-yard pass to Deonte Thompson on third-and-eight.

Devonta Freeman's 5-yard TD dash around left end gave the Falcons a 10-3 lead with 4:29 left in the second quarter. The 11-play, 83-yard drive was highlighted by Matt Ryan completions of 18 and 25 yards to Julio Jones and 18 yards to Taylor Gabriel. The Atlanta quarterback completed 21 of 30 passes for 321 yards with one TD.

The Bears answered, tying the score 10-10 on Jordan Howard's 5-yard TD run. Lining up in the Wildcat formation, Cohen took the shotgun snap and handed off to Howard, who dashed around right end and picked up a block from Glennon, who was lined up wide on the play.

All seven plays on the 75-yard drive were runs, with the longest a 46-yard scamper by Cohen, who took a handoff to his left, reversed field and burst between two defenders.

The Falcons scored the game's next 10 points to take a 20-10 lead. Matt Bryant's 28-yard field goal made it 13-10 late in the third quarter. The Bears seemingly had forced Atlanta to punt following a third-down incompletion. But a roughing-the-passer penalty on Hicks sustained the drive.

The Falcons then widened the margin to 20-10 on Ryan's 88-yard touchdown pass to Austin Hooper. The Bears defense lined up late on the play and left the tight end uncovered down the middle of the field.

The Bears answered on their next drive as Glennon completed 7 of 9 passes for 70 yards, including a 19-yard TD to Cohen, to cut the deficit to 20-17 with 7:26 left in the fourth quarter. But the Falcons increased their lead to 23-17 on Bryant's 37-yard field goal with 3:24 to play and then held off the Bears on their final possession to secure the victory.

**2017 GAME RECAPS**

WEEK 2
Buccaneers 29, Bears 7
 Raymond James Stadium (56,640)
 Sunday, Sept. 17, 2017

CHICAGO	0	0	0	7	7
TAMPA BAY	10	16	0	3	29

FIRST QUARTER

Bucs	8:58	Folk 42 yd. Field Goal
Bucs	0:10	Evans 13 yd. pass from Winston (Folk kick)

SECOND QUARTER

Bucs	7:30	Rodgers 1 yd. run (Folk kick)
Bucs	4:09	McClain 47 yd. INT return (kick failed),
Bucs	0:00	Folk 50 yd. Field Goal

FOURTH QUARTER

Bucs	12:26	Folk 23 yd. Field Goal
Bears	1:43	Thompson 14 yd. pass from Glennon (Barth kick)

	BEARS	BUCS
First Downs.....	19	22
3rd Down	7-14	8-15
Total Net Yards	310	311
Off Plays	62	67
Avg Gain	5.0	4.6
Rushing Net.....	20	117
Passing Net	290	194
Penalties (Yds).....	8 (59)	4 (34)
Turnovers	4	1
Punts (Avg).....	3 (56.0)	3 (48.7)
TDs	1	3
FGs.....	0-0	3-3
TO Remain.....	3	2
Time of Poss.....	26:49	33:11

PASSING LEADERS

BEARS - Glennon 31-45-2, 301 yds, 1 TD.
BUCS - Winston 18-30-0, 204 yds, 1 TD.

RUSHING LEADERS

BEARS - Cohen 7-13; Howard 9-7.
BUCS - Rodgers 19-67, 1 TD; Barber 10-47.

RECEIVING LEADERS

BEARS - Wright 7-69; Thompson 4-57, 1 TD; Cohen 8-55; Bellamy 4-51; Miller 6-42; Gentry 2-27.
BUCS - Evans 7-93, 1 TD; Jackson 3-39; Brate 2-24; Humphries 2-18; Howard 1-17.

After not committing any turnovers in last week's season opener against the Falcons, the Bears coughed up the ball four straight times to begin Sunday's game, enabling the Buccaneers to race to a 23-0 second-quarter lead en route to a 29-7 victory at Raymond James Stadium.

Quarterback Mike Glennon accounted for three of the four turnovers with two interceptions—one of which was returned for a touchdown—and a fumble. His stats were decent; he completed 31 of 45 passes for 301 yards with a 76.2 passer rating.

After Nick Folk's 42-yard field gave the Buccaneers a 3-0 lead midway through the opening period, Glennon completed his first six pass attempts for 53 yards. But his seventh throw over the middle intended for tight end Dion Sims was intercepted by linebacker Kwon Alexander, who returned it 22 yards to the Tampa Bay 38.

It appeared that the Buccaneers would go three-and-out when Akiem Hicks stopped running back Charles Sims for no gain on third-and-one. But Tarik Cohen tried to field a bouncing punt while surrounded by two defenders, resulting in a fumble that was recovered by Buccaneers.

On the next play, receiver Mike Evans caught a 13-yard touchdown pass from Jameis Winston on a fade in the right corner of the end zone, beating Marcus Cooper Sr. to give Tampa Bay a 10-0 lead with :10 left in the first quarter.

The Bears then committed their third straight turnover when Glennon fumbled while being sacked by defensive end Noah Spence. The ball popped into the air and was caught by linebacker Lavonte David at the Bears' 35.

The Buccaneers converted the turnover into Jacquizz Rodgers' 1-yard TD run, widening the margin to 17-0 with 7:30 remaining in the half.

Things then went from bad to worse as Glennon's pass intended for Joshua Bellamy along the sideline was intercepted by cornerback Robert McClain and returned 47 yards for a touchdown. Folk missed the extra point, but Tampa Bay led 23-0.

Folk made amends, however, drilling a 50-yard field goal as time expired in the first half to increase the Buccaneers' lead to 26-0. Folk added a 23-yarder early in the fourth quarter to make it 29-0.

The Bears failed to advance into the red zone through the game's first three quarters, but they did so on all three of their possessions in the final period. They turned the ball over on downs twice before Glennon hit Deonte Thompson with a 14-yard touchdown pass in the back left corner of the end zone with 1:43 left in the game.



2017 GAME RECAPS



WEEK 3
Bears 23, Steelers 17 (ot)
 Soldier Field (62,172)
 Sunday, Sept. 24, 2017

PITTSBURGH	0	7	7	3	0	17
CHICAGO	7	10	0	0	6	23

FIRST QUARTER

Bears 9:09 Howard 3 yd. run (Barth kick)

SECOND QUARTER

Steelers 5:42 Brown 7 yd. pass from Roethlisberger (Boswell kick)
 Bears 0:43 Shaheen 2 yd. pass from Glennon (Barth kick)
 Bears 0:00 Barth 24 yd. Field Goal

THIRD QUARTER

Steelers 6:43 Bell 1 yd. run (Boswell kick)

FOURTH QUARTER

Steelers 8:03 Boswell 32 yd. Field Goal

OVERTIME

Bears 8:27 Howard 19 yd. run

	BEARS	STEELERS
First Downs.....	18	19
3rd Down	4-12	4-11
Total Net Yards	306	282
Off Plays	62	59
Avg Gain	4.9	4.8
Rushing Net.....	222	70
Passing Net	84	212
Penalties (Yds).....	10 (73)	6 (40)
Turnovers	2	2
Punts (Avg).....	6 (44.5)	5 (40.6)
TDs	3	2
FGs	1-2	1-2
TO Remain.....	2	1
Time of Poss.....	33:59	27:34

PASSING LEADERS

BEARS - Glennon 15-22-1, 101 yds, 1 TD.
STEELERS - Roethlisberger 22-39, 235 yds, 1 TD.

RUSHING LEADERS

BEARS - Howard 23-138, 2 TD; Cohen 12-78.
STEELERS - Bell 15-61, 1 TD.

RECEIVING LEADERS

BEARS - Howard 5-26; Cohen 4-24; Cunningham 3-23.
STEELERS - Brown 10-110, 1 TD; Smith-Schuster 2-39.

Fueled by a dominant running game and a stingy defense Sunday at Soldier Field, the Bears improved to 1-2 with a stunning 23-17 overtime victory over the Pittsburgh Steelers.

Pro Bowl running back Jordan Howard rushed for 138 yards and two touchdowns on 23 carries, including a game-winning 19-yard TD run with 8:27 remaining in overtime.

Howard's touchdown capped the Bears' first possession of overtime and came two plays after Tarik Cohen had apparently ended the game with a dazzling 73-yard TD run. But after a replay review it was determined that the rookie had stepped out of bounds at the Pittsburgh 37.

With Cohen adding 78 yards on 12 carries, the Bears rushed for 220 yards.

Backed by an opportunistic defense, the Bears led 17-7 at halftime. But the offense committed two turnovers deep in Chicago territory and the Steelers converted the miscues into 10 points, trying the score 17-17 midway through the fourth quarter.

After Pittsburgh recovered a Howard fumble at the Bears' 16, Le'Veon Bell's 1-yard TD run cut the deficit to 17-14 midway through the third quarter. Mike Glennon's pass intended for Zach Miller was then intercepted by safety J.J. Wilcox at the Chicago 21, leading to Chris Boswell's game-tying field goal with 8:03 to play in regulation.

The Bears defense held Bell to 61 yards on 15 rushes and limited Ben Roethlisberger—who completed 22 of 39 passes for 235 yards—to an 82.7 passer rating.

After mustering only one takeaway in their first two games, the Bears generated two in the first quarter Sunday. First, McManis recovered a muffed punt by the Steelers' Eli Rogers at the Pittsburgh 29. That led to Howard's 3-yard touchdown run, which gave the Bears a 7-0 lead.

The defense then generated a second takeaway when Bryce Callahan sacked Roethlisberger on a blitz, forcing a fumble that Akiem Hicks recovered at the 50. But the Bears failed to capitalize on the turnover as Barth missed a 47-yard field goal attempt.

The Steelers tied the game 7-7 on Roethlisberger's 7-yard touchdown pass to Antonio Bryant with 5:42 left in the first half.

Glennon's 2-yard touchdown pass to Adam Shaheen gave the Bears a 14-7 lead with :43 left in the first half. Howard rushed for 36 yards on four carries and Cohen had a 26-yard run on the nine-play, 75-yard drive. The TD was Shaheen's first NFL catch.

Operating a run-oriented attack, Glennon completed 15 of 22 passes for 101 yards with one touchdown, one interception and a 74.2 passer rating.



2017 GAME RECAPS



WEEK 4
Packers 35, Bears 14
Lambeau Field (78,362)
Thursday, Sept. 28, 2017

Table with 5 columns: Team, Q1, Q2, Q3, Q4, Total. Rows: CHICAGO (0, 7, 0, 7, 14), GREEN BAY (14, 7, 7, 7, 35)

FIRST QUARTER

- Packers 9:49 Adams 5 yd. pass from Rodgers (Crosby kick)
Packers 8:56 Cobb 2 yd. pass from Rodgers (Crosby kick)

SECOND QUARTER

- Packers 4:48 Jones 2 yd. run (Crosby kick)
Bears 0:08 Wright 5 yd. pass from Glennon (Barth kick)

THIRD QUARTER

- Packers 4:09 Nelson 4 yd. pass from Rodgers (Crosby kick)

FOURTH QUARTER

- Packers 14:54 Nelson 8 yd. pass from Rodgers (Crosby kick)
Bears 6:01 Howard 3 yd. run (Barth kick)

Summary table with columns BEARS and PACKERS. Rows include First Downs, 3rd Down, Total Net Yards, Off Plays, Avg Gain, Rushing Net, Passing Net, Penalties, Turnovers, Punts, TDs, FGs, TD Remain, and Time of Poss.

PASSING LEADERS

BEARS - Glennon 21-33-2, 218 yds, 1 TD.
PACKERS - Rodgers 18-26-0, 179 yds, 4 TD.

RUSHING LEADERS

BEARS - Howard 18-53, 1 TD; Cunningham 5-26; Cohen 6-24.
PACKERS - Jones 13-49, 1 TD; Montgomery 5-28; Williams 4-11.

RECEIVING LEADERS

BEARS - Wright 4-51, 1 TD; Miller 2-45; Thompson 5-44; Bellamy 3-36; Cohen 4-24; Howard 2-10.
PACKERS - Nelson 4-75, 2 TD; Cobb 4-44, 1 TD; Bennett 6-39; Adams 2-13, 1 TD.

The Bears fell to the Green Bay Packers, 35-14, at Lambeau Field. The Bears offense committed three turnovers in the first half. The Packers converted the miscues into 14 points in jumping to a 21-0 lead.

While Packers quarterback Aaron Rodgers threw four touchdown passes, Bears counterpart Mike Glennon tossed two interceptions and lost two fumbles, though one came on a miscommunication with center Cody Whitehair on a shotgun snap that wasn't entirely Glennon's fault.

Rodgers led the Packers to touchdowns on all five of their red-zone possessions Thursday night. The two-time NFL MVP has now won 13 of the last 14 games he's started and finished against the Bears and has thrown 21 TD passes and just one interception in his last nine contests versus Chicago.

After Rodgers capped the game's opening possession with a 5-yard touchdown pass to Davante Adams, the Bears turned the ball over on their first play from scrimmage. Glennon fumbled when he was sacked by Clay Matthews and Jake Ryan recovered at the Bears' 3.

Three plays later, Rodgers threw his second touchdown pass in a :53 span, a 2-yarder to Randall Cobb that gave the Packers a commanding 14-0 lead with 8:56 left in the first quarter.

The second Bears turnover came when Whitehair surprised Glennon with a shotgun snap and the ball caromed off the quarterback, resulting in a fumble that linebacker Blake Martinez recovered at the Chicago 24.

Later in the half, Glennon's pass over the middle intended for Markus Wheaton was intercepted by Ha-Ha Clinton Dix. Rodgers completed a 58-yard pass to receiver Jordy Nelson, setting up Aaron Jones' 2-yard TD run, giving the Packers a 21-0 lead with 4:48 left in the half.

The Bears responded as Glennon completed 6 of 7 passes for 72 yards, including a 5-yard touchdown to Kendall Wright, cutting the deficit to 21-7 with :08 remaining in the half.

But the Bears couldn't get any closer. After Deonte Thompson dropped a third-down pass early in the third quarter, Connor Barth missed a 47-yard field goal attempt wide right.

The Packers made it 28-7 on Rodgers' 4-yard touchdown pass to Nelson late in the third quarter.

Glennon committed his fourth turnover of the game late in the third quarter when his pass intended for Thompson was intercepted by safety Kentrell Brice.

The Packers converted the turnover as Rodgers tossed his fourth touchdown pass of the night, an 8-yarder to Nelson, making it 35-7 early in the fourth quarter.

Jordan Howard's 3-yard TD run made the score 35-14 with 6:01 remaining in the fourth quarter.



2017 GAME RECAPS



WEEK 5
Vikings 20, Bears 17
 Soldier Field (61,834)
 Monday, Oct. 9, 2017

MINNESOTA	0	3	14	3	0	20
CHICAGO	2	0	7	8	0	17

FIRST QUARTER

Bears 1:31 Bradford sacked in end zone by Floyd for a Safety

SECOND QUARTER

Vikings 1:02 Forbath 26 yd. Field Goal

THIRD QUARTER

Vikings 8:16 Rudolph 13 yd. pass from Keenum (Forbath kick)

Bears 5:23 Cunningham 38 yd. pass from O'Donnell (Barth kick) (7-75, 2:53)

Vikings 3:31 McKinnon 58 yd. run (Forbath kick)

FOURTH QUARTER

Bears 12:24 Miller 20 yd. pass from Trubisky (Trubisky run)

Vikings 0:12 Forbath 26 yd. Field Goal

	VIKINGS	BEARS
First Downs.....	17	16
3rd Down	6-15	3-12
Total Net Yards	300	274
Off Plays	67	56
Avg Gain	4.5	4.9
Rushing Net.....	159	115
Passing Net	141	159
Penalties (Yds).....	9 (69)	8 (55)
Turnovers	0	2
Punts (Avg).....	6 (43.0)	7 (43.9)
TDs	2	2
FGs	2-2	0-0
TO Remain	1	0
Time of Poss	31:24	28:36

PASSING LEADERS

VIKINGS - Keenum 17-21, 140 yds, 1 TD; Bradford 5-11, 36 yds.

BEARS - Trubisky 12-25, 128 yds, 1 TD, 1 INT; O'Donnell 1-1, 38 yds, 1 TD.

RUSHING LEADERS

VIKINGS - McKinnon 16-95, 1 TD; Murray 12-31; Keenum 1-22; Thielen 1-11.

BEARS - Howard 19-76; Trubisky 3-22; Cohen 6-13.

RECEIVING LEADERS

VIKINGS - McKinnon 6-51; Rudolph 6-45, 1 TD; Thielen 5-34; Murray 2-12; Floyd 1-19; Ham 1-11; Diggs 1-4.

BEARS - Wright 4-46; Miller 3-39, 1 TD; Cunningham 2-43, 1 TD; McBride 1-18; Sims 1-17; Wheaton 1-9.

Mitchell Trubisky provided the spark the Bears were anticipating in his first NFL start, extending plays with his athleticism and throwing accurately on the run. But the second overall pick in the draft also experienced the ups and downs that are common for rookie quarterbacks in a 20-17 loss to the Minnesota Vikings at Soldier Field.

Trubisky valiantly rallied the Bears from a 17-9 tie deficit early in the fourth quarter, forging a 17-17 tie with a 20-yard touchdown pass to tight end Zach Miller coupled with a two-point conversion run.

But then when the Bears took over at their own 10 with 2:32 to play, Trubisky's pass intended for Miller was intercepted by safety Harrison Smith at the Chicago 28. The pick set up Kai Forbath's game-winning 26-yard field goal with :12 remaining.

The Bears offense committed six penalties in the game's first 20 minutes, including a holding infraction on receiver Markus Wheaton that nullified Jordan Howard's 42-yard touchdown run.

The Bears' seven first-half possessions resulted in six punts and a turnover. On the six drives that ended with punts, the offense faced situations of third-and-20, third-and-12, third-and-12, third-and-15, third-and-13 and third-and-20.

The Bears defense allowed just 55 yards and four first downs in the first half. The unit also generated the first points of the game as Leonard Floyd sacked Sam Bradford in the end zone for a safety, giving the Bears a 2-0 lead late in the first quarter.

The only points the defense allowed in the first half came on Forbath's 26-yard field goal late in the second period—after the Vikings had taken over at the Bears' 13 following a blindside strip/sack of Trubisky by defensive end Everson Griffen.

The Vikings replaced an ineffective Bradford with Case Keenum late in the second quarter and the move paid dividends. Keenum opened the second half by engineering a 13-play, 76-yard drive he capped with a 13-yard touchdown pass to Kyle Rudolph, giving Minnesota a 10-2 lead.

The Bears reached into their bag of tricks, turning a fake punt into a 38-yard touchdown pass from punter Pat O'Donnell to Benny Cunningham. On fourth-and-six, O'Donnell tossed a short pass over the middle to Cunningham, who eluded one tackler and spun away from another to draw the Bears to within 10-9 with 5:23 left in the third quarter.

The Vikings answered less than two minutes later, however, widening the margin to 17-9 on Jerick McKinnon's 58-yard touchdown run against a depleted Bears defense that had lost yet another inside linebacker on the previous possession when John Timu exited with a knee injury.

That set the stage for Trubisky, who rolled to his right and threw into the end zone to Miller, who caught the ball for a touchdown after it had deflected off the hands of safety Andrew Sendejo.



2017 GAME RECAPS



WEEK 6
Bears 27, Ravens 24 (ot)

M&T Bank Stadium (70,616)
Sunday, Oct. 15, 2017

CHICAGO	0	10	7	7	3	27
BALTIMORE	0	3	7	14	0	24

SECOND QUARTER

Bears	10:54	Barth 24 yd. FG
Bears	2:53	Miller 21 yd. pass from Cohen (Barth kick)
Ravens	0:03	Tucker 27 yd. FG

THIRD QUARTER

Bears	6:01	Sims 27 yd. pass from Trubisky (Barth kick)
Ravens	5:47	Rainey 96 yd. KO return (Tucker kick)
Ravens	11:26	Tucker 31 yd. FG

FOURTH QUARTER

Bears	5:08	Amos 90 yd. INT return (Barth kick)
Ravens	2:56	Tucker 50 yd. FG
Ravens	1:37	Campanaro 77 yd. PR (Flacco-Boyle pass)

OVERTIME

Bears	2:06	Barth 40 yd. FG
-------	------	-----------------

	BEARS	RAVENS
First Downs.....	18	16
3rd Down.....	5-17	3-18
Total Net Yards.....	342	291
Off Plays.....	75	70
Avg Gain.....	4.6	4.2
Rushing Net.....	231	125
Passing Net.....	111	166
Penalties (Yds).....	5 (44)	8 (69)
Turnovers.....	2	3
Punts (Avg).....	9 (46.7)	7 (55.0)
TDs.....	3	2
FGs.....	2-2	3-3
TO Remain.....	2	1
Time of Poss.....	36:45	31:09

PASSING LEADERS

BEARS - Trubisky 8-16, 113 yds, 1 TD; Cohen 1-1, 21 yds, 1 TD.

RAVENS - Flacco 24-41, 180 yds, 0 TD, 2 INT.

RUSHING LEADERS

BEARS - Howard 36-167; Cohen 14-32; Trubisky 4-32.

RAVENS - Collins 15-74; Allen 10-49; Flacco 1-2.

RECEIVING LEADERS

BEARS - Sims 2-42, 1 TD; Wright 2-36; Miller 2-25, 1 TD; Cohen 1-14; Howard 1-9; Burton 1-8.

RAVENS - Moore 3-44; Wallace 3-30; Watson 6-28; Campanaro 3-24; Allen 3-17; Boyle 2-15; Rainey 2-11.

After losing a 24-13 lead late in Sunday's game in Baltimore, the Bears valiantly rallied for a thrilling 27-24 overtime victory over the Ravens.

Baltimore native Adrian Amos appeared to clinch the win when he returned his first career interception 90 yards for a touchdown, putting the Bears ahead 24-13 with 5:08 to play.

But the Ravens stormed back, climbing to within 24-16 on Justin Tucker's 50-yard field goal with 2:56 left and then tying it 24-24 on Michael Campanaro's 77-yard punt return touchdown coupled with Joe Flacco's two-point conversion pass to Nick Boyle with 1:37 to play.

Things continued to look bleak for the Bears when they started their second possession of overtime at their own 7. But Jordan Howard burst around left end for 53 yards to the Baltimore 40. Mitchell Trubisky followed with an 18-yard pass to Kendall Wright on third-and-11 to the 23, setting up Connor Barth's game-winning 40-yard field goal with 2:06 left in overtime.

Fueled by an opportunistic defense that generated three takeaways and a strong running game that produced 231 yards, the Bears improved to 2-4 by winning on the road for the first time since Dec. 27, 2015 when they beat the Buccaneers 26-21 in Tampa, snapping a 10-game skid.

Facing a rugged Ravens defense, the Bears kept the ball on the ground. Trubisky threw just 16 passes in the game—completing eight for 113 yards and one touchdown with no interceptions—while handing off 50 times to Howard and rookie Tarik Cohen. Howard responded by rushing for a career-high 167 yards on 36 carries, while Cohen added 32 yards on 14 attempts.

Cohen did more than just run the ball Sunday. The versatile fourth-round draft pick lofted a perfect 21-yard touchdown pass to Zach Miller in the right corner of the end zone on a halfback option play, giving the Bears a 10-0 lead with 2:53 remaining in the second quarter.

Trubisky and Dion Sims teamed up for a good throw and a good catch midway through the third quarter that resulted in a 27-yard touchdown, giving the Bears a 17-3 lead.

On the ensuing kickoff, it appeared that Joshua Bellamy tripped up Bobby Rainey. But the Ravens kick returner jumped to his feet and raced 96 yards for a controversial touchdown that closed the gap to 17-10. Referee Ed Hochuli confirmed the call on the field via a replay review.

The Bears followed by committing turnovers on their next two possessions. Cohen lost a fumble at his own 39 and the Ravens turned it into Tucker's 31-yard field goal, drawing to within 17-13. Baltimore then took over at its own 48 following a strip/sack of Trubisky, but Amos saved the day—at least temporarily—with his 90-yard INT return touchdown.



2017 GAME RECAPS


WEEK 7
Bears 17, Panthers 3

 Soldier Field (61,256)
 Sunday, Oct. 22, 2017

CAROLINA	0	3	0	0	3
CHICAGO	7	10	0	0	17

FIRST QUARTER

Bears 8:59 Jackson 75 yd. Fum Ret. (Barth kick)

SECOND QUARTER

Bears 12:28 Jackson 76 yd. INT return (Barth kick)

Panthers 3:18 Gano 36 yd. FG

Bears 1:10 Barth 19 yd. FG

	PANTHERS	BEARS
--	-----------------	--------------

First Downs.....	20	5
3rd Down	6-15	2-11
Total Net Yards	293	153
Off Plays	69	37
Avg Gain	4.2	4.1
Rushing Net.....	108	68
Passing Net	185	85
Penalties (Yds).....	4 (35)	5 (40)
Turnovers.....	3	0
Punts (Avg).....	5 (52.6)	6 (49.3)
TDs	0	2
FGs.....	1-1	1-2
TO Remain	0	3
Time of Poss.....	38:35	21:25

PASSING LEADERS**PANTHERS** - Newton 21-34, 211 yds, 0 TD, 2 INT.**BEARS** - Trubisky 4-7, 107 yds, 0 TD, 0 INT.**RUSHING LEADERS****PANTHERS** - Newton 9-50; Stewart 14-48; McCaffrey 7-10.**BEARS** - Howard 21-65; Trubisky 5-3.**RECEIVING LEADERS****PANTHERS** - Benjamin 3-65; Funchess 4-41; McCaffrey 7-36; Shepard 2-20; Samuel 1-20; Dickson 3-18; Manhertz 1-11.**BEARS** - Cohen 1-70; Miller 2-29; Gentry 1-8.

Rookie safety Eddie Jackson led a dominant defensive performance that carried the Bears to an impressive 17-3 win over the Carolina Panthers.

In scoring the game's only two touchdowns, the fourth-round draft pick made history while also helping the Bears (3-4) record back-to-back victories for the first time since November 2015.

Jackson staked the Bears to a 14-0 second-quarter lead by returning a fumble 75 yards for a touchdown and bringing back an interception 76 yards for a score. In the process, he became the first player in NFL history with two defensive touchdowns of at least 75 yards in a game.

Jackson's two touchdowns were just part of a stellar outing by a Bears defense that generated three takeaways for the second straight week and compiled a season-high five sacks.

"I thought it was a really good team win," said coach John Fox. "It was a good football team that came to town, a team that had a lot of playoff experience and leadership on their football team. It's not always going to be perfect. You've got to give the other team some credit. But I thought as a football team we played well today and well enough to get a decisive win."

The Bears struggled on offense, mustering just one field goal on nine possessions while being held to five first downs, 153 total yards and an 18 percent success rate on third down (2 of 11). With the Bears protecting a 17-3 lead, the offense opened the second half with four straight three-and-outs and had as many complete passes (4) as sacks allowed (4) in the game.

Asked if he's ever won a game in which his team completed only four passes, Fox said: "I've seen a lot. I don't ever like to say I've seen it all because something new will happen. But I've been a part of those games. This is a team game. Sometimes it's going to be one-sided in one way or another. I've seen that before. But at the end of the day you have smiling faces in the locker room and they fought hard for that victory."

Jackson's first touchdown came on the game's opening possession. On first-and-10 from the Bears' 24, Cam Newton faked an inside handoff and pitched to receiver Curtis Samuel, who failed to secure the ball. Jackson scooped it up and raced down the left sideline to the end zone.

Jackson struck again early in the second quarter, swooping in to intercept a Newton pass intended for receiver Kelvin Benjamin that was broken up by Prince Amukamara. The ball caromed high into the air and was caught by Jackson, who deked Newton along the sideline.

**2017 GAME RECAPS**

WEEK 8
Saints 20, Bears 12
 Mercedes-Benz Superdome (73,192)
 Sunday, Oct. 29, 2017

CHICAGO	0	3	3	6	0	12
NEW ORLEANS	7	7	0	6	0	20

FIRST QUARTER

Saints 11:08 Kamara 8 yd. run (Lutz kick)

SECOND QUARTER

Bears 14:52 Barth 27 yd. Field Goal
 Saints 3:41 Ingram 1 yd. run (Lutz kick)

THIRD QUARTER

Bears 5:42 Barth 44 yd. Field Goal

FOURTH QUARTER

Saints 12:54 Lutz 45 yd. Field Goal
 Bears 3:58 Cohen 1 yd. run (pass failed)
 Saints 1:35 Lutz 49 yd. Field Goal

	BEARS	SAINTS
First Downs.....	17	19
3rd Down	8-17	2-9
Total Net Yards	307	387
Off Plays	65	60
Avg Gain	4.7	6.5
Rushing Net.....	157	101
Passing Net	150	286
Penalties (Yds).....	4 (31)	7 (51)
Turnovers	1	2
Punts (Avg).....	5 (54.0)	4 (51.0)
TDs	1	2
FGs.....	2-3	2-2
TO Remain.....	0	2
Time of Poss.....	28:37	31:23

PASSING LEADERS

BEARS - Trubisky 14-32, 164 yds, 0 TD, 1 INT.
SAINTS - Brees 23-28, 299 yds, 0 TD, 1 INT.

RUSHING LEADERS

BEARS - Howard 23-102; Trubisky 3-53; Cohen 4-2, 1 TD.
SAINTS - Ingram 18-75, 1 TD; Kamara 8-28, 1 TD.

RECEIVING LEADERS

BEARS - McBride 3-92; Wright 2-23; Howard 3-19; Sims 3-15; Brown 1-9; Cohen 1-6.
SAINTS - Thomas 7-77; Ginn 2-68; Coleman 1-54; Kamara 3-48; Hill 3-29; Ingram 6-24.

The Saints escaped with a 20-12 victory, but not before the Bears had threatened to rally from a 17-6 fourth-quarter deficit. After Tarik Cohen's 1-yard touchdown dive closed the gap to 17-12, the Bears defense forced turnovers on back-to-back possessions late in the fourth quarter. But the offense failed to capitalize on both occasions. The unit turned the ball over on downs with 1:51 remaining on a Mitchell Trubisky incomplete pass on fourth-and-one from the Chicago 39--and after a Saints field goal--on a Trubisky interception with 1:11 left.

The Bears seemingly had scored their first touchdown of the game with 5:47 left in the third quarter on Trubisky's 25-yard pass to Zach Miller. The veteran tight end suffered a gruesome dislocated knee on the play and was carted off the field. Adding insult to injury, the TD was overturned to an incomplete pass after referee Carl Cheffers ruled that Miller did not complete the process of the catch because he let go of the ball while writhing in pain on the ground.

The Bears amassed 307 total yards and converted 8-of-17 third-down opportunities (47 percent), but mustered just one touchdown. Cohen's TD was the first by the offense in 25 possessions dating back to the third quarter of the team's Week 6 overtime win in Baltimore.

The Bears left points on the field Sunday, settling for Connor Barth's 27-yard field goal early in the second period after they had first-and-goal at the 6. Barth later hooked a 48-yard attempt wide left with :22 remaining in the first half after Cohen had been dropped for a three-yard loss and Trubisky had been sacked for a loss of five.

Another critical mistake on special teams also cost the Bears points on the game's opening possession. With Wil Lutz attempting a 32-yard field goal on fourth-and-five, Kyle Fuller was penalized for lining up offside, resulting in a first down. The Saints converted the miscue into Alvin Kamara's 8-yard touchdown run to take a 7-0 lead.

Trubisky completed 14 of 32 passes for 164 yards with one interception. His top target was receiver Tre McBride III, who caught three passes for 92 yards. Trubisky also had a 46-yard scramble on third-and-10 that helped set up Cohen's touchdown.

Jordan Howard rushed for 102 yards on 23 carries, including a 50-yard burst from his own 3 that led to Barth's 44-yard field goal, which drew the Bears to within 14-6 in the third quarter.

After generating three takeaways in each of the last two games, the Bears defense gave the offense a chance to rally by forcing two fourth-quarter turnovers Sunday.

First, Jonathan Bullard stripped Mark Ingram and Christian Jones recovered at the Bears' 28 with 7:32 remaining. Later, Adrian Amos ripped the ball away from Ingram and returned the fumble four yards to the Chicago 30 with 2:12 to play.



TEAM/OFFENSIVE STATISTICS

Chicago Bears / Week 8 / Through Sunday, October 29, 2017 / Regular Season

Won 3, Lost 5

9/10/2017	L	17-23
9/17/2017	L	7-29
9/24/2017	W	23-17
9/28/2017	L	14-35
10/9/2017	L	17-20
10/15/2017	W	27-24
10/22/2017	W	17-3
10/29/2017	L	12-20

Atlanta Falcons	
at Tampa Bay Buccaneers	
Pittsburgh Steelers	
at Green Bay Packers	
Minnesota Vikings	
at Baltimore Ravens	
Carolina Panthers	
at New Orleans Saints	

Total First Downs

Rushing	51
Passing	65
Penalty	17
3rd Down: Made/Att	39/108
3rd Down Pct.	36.1%
4th Down: Made/Att	4/8
4th Down Pct.	50.0%

Possession Avg.

Total Plays	484
Avg. Per Play	4.8

Net Yards Rushing

Avg. Per Game	130.1
Total Rushes	243

Net Yards Passing

Avg. Per Game	157.5
Sacked/Yards Lost	19/144
Gross Yards	1404

Attempts/Completions

Completion Pct.	59.9%
Had Intercepted	7

Punts/Average

Net Punting Avg.	39.7
Penalties/Yards	52/404
Fumbles/Ball Lost	16/8
Touchdowns	16
Rushing	5
Passing	8
Returns	3

Score By Periods

Q1	Q2	Q3	Q4	OT	Pts
Team	16	50	17	42	9
Opponents	34	53	38	46	0

Scoring

TD	Ru	Pa	Rt	PAT	FG	2Pt	Pts
C.Barth	0	0	0	13/13	7/11	0	34
J.Howard	4	4	0	0/0	0/0	0	24
T.Cohen	2	1	0	0/0	0/0	0	12
E.Jackson	2	0	0	2/0	0/0	0	12
Z.Miller	2	0	2	0/0	0/0	0	12
D.Thompson	1	0	1	0/0	0/0	0	6
K.Wright	1	0	1	0/0	0/0	0	6
B.Cunningham	1	0	1	0/0	0/0	0	6
D.Sims	1	0	1	0/0	0/0	0	6
A.Amos	1	0	0	1/0	0/0	0	6
A.Shaheen	1	0	1	0/0	0/0	0	6
M.Trubisky	0	0	0	0/0	0/0	1	2
L.Floyd	0	0	0	0/0	0/0	0	2
Team	16	5	8	3	13/13	7/11	1
Opponents	18	7	8	3	16/17	15/16	1

2-Pt. Conversions: Team 1/2, Opponents: 1/1

Sacks: A.Hicks 7.0, L.Floyd 5.0, P.McPhee 4.0, D.Trevathan 2.0,

W.Young 2.0, E.Goldman 1.5, B.Callahan 1.0, M.Unrein 0.5

Team: 23.0, Opponents: 19.0

Rushing

No.	Yds	Avg	Long	TD
J.Howard	162	66.2	4.1	53
T.Cohen	54	228	4.2	46
M.Trubisky	15	110	7.3	46
B.Cunningham	7	30	4.3	12
M.Burton	1	7	7.0	7
M.Glennon	4	4	1.0	2
Team	243	1041	4.3	53
Opponents	215	835	3.9	58

Receiving

No.	Yds	Avg	Long	TD
T.Cohen	28	234	8.4	7
K.Wright	22	259	11.8	22
Z.Miller	20	236	11.8	29
J.Howard	14	78	5.6	12
D.Thompson	11	125	11.4	20
J.Bellamy	10	114	11.4	17
D.Sims	9	113	12.6	27
B.Cunningham	6	66	11.0	38
T.McBride	4	110	27.5	45
T.Gentry	3	35	11.7	15
K.White	2	6	3.0	6
M.Wheaton	1	9	9.0	9
D.Brown	1	9	9.0	9
M.Burton	1	8	8.0	8
A.Shaheen	1	2	2.0	2
Team	133	1404	10.6	70
Opponents	170	1805	10.6	88

Interceptions

No.	Yds	Avg	Long	TD
A.Amos	1	90	90.0	90
E.Jackson	1	76	76.0	76
B.Callahan	1	52	52.0	52
D.Trevathan	1	8	8.0	8
Team	4	226	56.5	90
Opponents	7	102	14.6	47

Punting

No	Yds	Avg	Net	TB	In	Lg	B
P.O'Donnell	44	2119	48.2	39.7	5	16	69
Team	44	2119	48.2	39.7	5	16	69
Opponents	38	1875	49.3	44.1	3	12	67

Punt Returns

Ret	FC	Yds	Avg	Long	TD
T.Cohen	17	7	135	7.9	21
E.Jackson	2	1	6	3.0	7
Team	19	8	141	7.4	21
Opponents	21	10	273	13.0	77

Kickoff Returns

No.	Yds	Avg	Long	TD
D.Thompson	11	229	20.8	29
T.Cohen	5	127	25.4	46
B.Cunningham	4	86	21.5	25
Team	20	442	22.1	46
Opponents	13	348	26.8	96

Field Goals

	1-19	20-29	30-39	40-49	50+
C.Barth	1/1	3/3	0/0	2/5	1/2
Team	1/1	3/3	0/0	2/5	1/2
Opponents	0/0	5/5	4/5	4/4	2/2

Fumbles Lost: M.Glennon 3, T.Cohen 2, M.Trubisky 2, Jo.Howard 1

Opponent Fumble Recoveries: S.McManis 1, D.Trevathan 1, A.Hicks 1, C.Jones 1, A.Amos 1, L.Floyd 1, E.Jackson 1

Total: 7

Passing	Att	Cmp	Yds	Cmp%	Yds/Att	TD	TD%	Int	Int%	Long	Sack	Lost	Rating
M.Glennon	140	93	833	66.4%	6.0	4	2.9%	5	3.6%	29	8	78	76.8
M.Trubisky	80	38	512	47.5%	6.4	2	2.5%	2	2.5%	70	11	66	66.3
P.O'Donnell	1	1	38	100.0%	38.0	1	100.0%	0	0.0%	38	0	0	158.3
T.Cohen	1	1	21	100.0%	21.0	1	100.0%	0	0.0%	21	0	0	158.3
Team	222	133	1404	59.9%	6.3	8	3.6%	7	3.2%	70	19	144	77.2
Opponents	262	170	1805	64.9%	6.9	8	3.1%	4	1.5%	88	23	144	88.7



CHICAGO BEARS GAME RELEASE

DEFENSIVE/SPECIAL TEAMS STATISTICS

2017 Bears Tackles

Player	G	Tot	Tackles	Assists	Sacks	Yds	Stuff	Yds	FF	PD	Safeties	QBH	TFL
Danny Trevathan	7	52	36	16	2.0	14.0	0.0	0.0	0	3	0	4	3
Christian Jones	8	47	28	19	0.0	0.0	0.5	0.5	1	1	0	1	1
Kyle Fuller	8	39	34	5	0.0	0.0	0.0	0.0	0	8	0	0	0
Adrian Amos	8	35	32	3	0.0	0.0	0.0	0.0	1	3	0	0	4
Eddie Jackson	8	28	24	4	0.0	0.0	1.0	1.0	0	4	0	0	1
Akiem Hicks	8	26	20	6	7.0	47.0	2.0	6.0	0	0	0	11	9
Leonard Floyd	8	26	17	9	5.0	32.0	3.5	3.5	0	2	1	9	8
Eddie Goldman	8	26	18	8	1.5	5.5	1.0	3.0	0	0	0	3	2
Mitch Unrein	8	20	15	5	0.5	0.5	1.0	1.0	0	0	0	2	1
Sam Acho	8	18	14	4	0.0	0.0	0.0	0.0	0	0	0	0	2
Bryce Callahan	8	17	12	5	1.0	12.0	0.0	0.0	1	4	0	1	0
Prince Amukamara	6	15	14	1	0.0	0.0	0.0	0.0	0	3	0	0	0
Pernell McPhee	8	13	13	0	4.0	20.0	0.0	0.0	1	1	0	9	4
Marcus Cooper	7	12	12	0	0.0	0.0	0.0	0.0	0	3	0	0	0
Quintin Demps	3	12	11	1	0.0	0.0	0.0	0.0	0	0	0	0	0
Jonathan Bullard	8	10	9	1	0.0	0.0	1.0	2.0	1	1	0	0	0
Jerrell Freeman	1	10	7	3	0.0	0.0	1.0	1.0	0	0	0	0	1
John Timu	3	9	6	3	0.0	0.0	0.0	0.0	0	1	0	0	1
Willie Young	4	7	4	3	2.0	13.0	0.0	0.0	0	0	0	4	2
Nick Kwiatkoski	3	5	4	1	0.0	0.0	0.0	0.0	0	0	0	0	0
Jonathan Anderson	6	4	3	1	0.0	0.0	0.0	0.0	0	0	0	0	0
Roy Robertson-Harris	7	3	1	2	0.0	0.0	0.0	0.0	0	1	0	0	0
Cre'von LeBlanc	8	2	2	0	0.0	0.0	0.0	0.0	0	0	0	0	0
DeAndre Houston-Carson	6	0	0	0	0.0	0.0	0.0	0.0	1	0	0	0	0
Total	8	436	336	100	23	144	11	18	6	35	1	46	37
Opponent	8	425	343	82	19	144	40	108	10	35	0	47	52

2017 Bears Interceptions

Player	G	Int	Yds	Avg	Long	TD
Adrian Amos	8	1	90	90.0	90t	1
Eddie Jackson	8	1	76	76t		1
Bryce Callahan	8	1	52	52.0	52	0
Danny Trevathan	7	1	8	8.0	8	0
Total	8	4	226	56.5	90t	2
Opponent	8	7	102	14.6	47t	1

2017 Season Defensive Logs

Date	Wk	Opponent	Score			Sack	Yds	Stuff	Lost	Int	Yds	TD	PD		
			Pts	Diff	OT										
09/10/2017	1	Atl	L	17	23	-6		2	13	2	2	0	0	0	4
09/17/2017	2	@TB	L	7	29	-22		2	10	2	2	0	0	0	2
09/24/2017	3	Pit	W	23	17	6	OT	2	23	0	0	0	0	0	7
09/28/2017	4	@GB	L	14	35	-21		3	10	0	0	0	0	0	2
10/09/2017	5	Min	L	17	20	-3		4	35	3	6	0	0	0	4
10/15/2017	6	@Bal	W	27	24	3	OT	3	14	1	3	2	142	1	7
10/22/2017	7	Car	W	17	3	14		5	26	2	3	2	84	1	6
10/29/2017	8	@NO	L	12	20	-8		2	13	1	2	0	0	0	3
Totals		Record		Pts	Opp	Diff	OT	Sack	Yds	Stuff	Lost	Int	Yds	TD	PD
		3-5		134	171	-37	-	23	144	11	18	4	226	2	35

2017 Bears Kicking

Player	G	PAT Made	PAT Att	FGM	FGA	Pct	1-19	20-29	30-39	40-49	50+	Long	Avg Att	Avg Made	Avg Miss
Connor Barth	8	13	13	7	11	63.6	1-1	3-3	0-0	2-5	1-2	54	38.7	33.1	48.5
Total	8	13	13	7	11	63.6	1-1	3-3	0-0	2-5	1-2	54	38.7	33.1	48.5
Opponent	8	16	17	15	16	93.8	0-0	5-5	4-5	4-4	2-2	50	36.6	36.7	35.0

2017 Bears Punting

Player	G	Num	Blk	Yds	Avg	TB	In20	Ret	RetYds	NetYds	NetAvg
Patrick O'Donnell	8	44	0	2119	48.2	5	16	21	273	1746	39.7
Total	8	44	0	2119	48.2	5	16	21	273	1746	39.7
Opponent	8	38	0	1875	49.3	3	12	19	141	1674	44.1

2017 Bears Kickoffs

Player	G	KO	TB	Pct	Yds	Avg	Ret	RetYds	AvgStart
Connor Barth	8	28	15	53.6	1807	64.5	13	348	26.5
Total	8	28	15	53.6	1807	64.5	13	348	26.5
Opponent	8	43	23	53.5	2735	63.6	20	442	25.5

2017 Bears Punt Returns

Player	G	Ret	FC	Yds	Avg	Long	TD
Tarik Cohen	8	17	7	135	7.9	21	0
Eddie Jackson	8	2	1	6	3.0	7	0
Total	8	19	8	141	7.4	21	0
Opponent	8	21	10	273	13.0	77t	1

2017 Bears Kick Returns

Player	G	Ret	Yds	Avg	Long	TD
Deonte Thompson	5	11	229	20.8	29	0
Tarik Cohen	8	5	127	25.4	46	0
Benny Cunningham	6	4	86	21.5	25	0
Total	8	20	442	22.1	46	0
Opponent	8	13	348	26.8	96t	1



STATISTICS

CHICAGO BEARS 2017 GAME-BY-GAME PARTICIPATION

	Regular Season				ATL	@ TB	PIT	@ GB	MIN	@ BAL	CAR	@ NO	GB	DET	@ PHI	SF	@ CIN	@ DET	CLE	@ MIN	Consecutive		
	GP	GS	DNP	INA																	9/10	9/17	9/24
93 Acho, Sam	8	4	0	0	sub	OLB	OLB	sub	sub	sub	sub	sub	sub	sub								39	1
38 Amos, Adrian	8	5	0	0	sub	sub	sub	S	S	S	S	S										12	5
20 Amukamara, Prince	6	4	0	2	x	x	sub	sub	CB	CB	CB	CB										6	4
4 Barth, Connor	8	0	0	0	sub	sub	sub	sub	sub	sub	sub	sub										37	0
11 Bellamy, Joshua	8	2	0	0	sub	WR	sub	WR	sub	sub	sub	sub										44	0
85 Brown, Daniel	6	0	0	2	sub	sub	x	x	sub	sub	sub	sub										4	0
74 Bullard, Jonathan	8	0	0	0	sub	sub	sub	sub	sub	sub	sub	sub										12	0
46 Burton, Michael	8	1	0	0	sub	FB	sub	sub	sub	sub	sub	sub										8	0
26 Bush, Deon	6	0	0	2	sub	x	x	sub	sub	sub	sub	sub										5	0
37 Callahan, Bryce	8	4	0	0	NB	sub	sub	NB	NB	sub	NB	sub										8	0
29 Cohen, Tank	8	1	0	0	sub	WR	sub	sub	sub	sub	sub	sub										8	0
79 Compton, Tom	7	2	1	0	LG	LG	dnp	sub	sub	sub	sub	sub										5	0
31 Cooper, Sr., Marcus	7	4	0	1	CB	CB	CB	CB	x	sub	sub	sub										3	0
30 Cunningham, Benny	6	0	0	2	sub	x	sub	sub	sub	sub	x	sub										1	0
49 DePaola, Andrew	8	0	0	0	sub	sub	sub	sub	sub	sub	sub	sub										56	0
94 Floyd, Leonard	8	8	0	0	OLB	OLB	OLB	OLB	OLB	OLB	OLB	OLB										8	8
23 Fuller, Kyle	8	8	0	0	CB	CB	CB	CB	CB	CB	CB	CB										8	8
19 Gentry, Tanner	4	3	0	0	ps	sub	ps	ps	ps	ps	WR	WR										3	3
8 Glennon, Mike	4	4	4	0	QB	QB	QB	QB	dnp	dnp	dnp	dnp										0	0
91 Goldman, Eddie	8	8	0	0	NT	NT	NT	NT	NT	NT	NT	NT										8	8
55 Grasu, Iironis	1	1	1	5	dnp	sub	C	x	x	x	x	x										0	0
96 Hicks, Akiem	8	8	0	0	DE	DE	DE	DE	DE	DE	DE	DE										28	24
36 Houston-Carson, DeAndre	6	0	0	0	ps	ps	sub	sub	sub	sub	sub	sub										6	0
24 Howard, Jordan	8	8	0	0	RB	RB	RB	RB	RB	RB	RB	RB										23	21
17 Inman, Dontaille	0	0	0	1	nwt	nwt	nwt	nwt	nwt	nwt	nwt	x										0	0
47 Irving, Isaiah	4	0	0	0	ps	ps	ps	ps	sub	sub	sub	sub										4	0
39 Jackson, Eddie	8	8	0	0	S	S	S	S	S	S	S	S										8	8
73 Jenkins, John	1	0	0	7	x	x	x	x	x	x	x	x										1	0
52 Jones, Christian	8	5	0	0	sub	sub	sub	sub	ILB	ILB	ILB	ILB										26	5
44 Kwiatkocki, Nick	3	1	1	4	sub	ILB	x	x	x	x	dnp	sub										1	0
22 LeBlanc, Cre'Von	8	0	0	0	sub	sub	sub	sub	sub	sub	sub	sub										8	0
72 Leno Jr., Charles	8	8	0	0	LT	LT	LT	LT	LT	LT	LT	LT										40	37
75 Long, Kyle	6	6	0	2	x	x	RG	RG	RG	RG	RG	RG										6	6
70 Mashe, Bobby	8	8	0	0	RT	RT	RT	RT	RT	RT	RT	RT										14	14
18 McBride III, Tre	5	2	0	1	x	sub	nwt	ps	sub	WR	WR	sub										4	0
27 McManis, Sherrick	6	0	0	2	sub	sub	sub	sub	sub	sub	x	x										0	0
92 McPhee, Pernell	8	2	0	0	sub	sub	sub	sub	OLB	sub	OLB	sub										8	0
86 Miller, Zach	8	6	0	0	TE	sub	TE	TE	TE	sub	TE	TE										8	2
33 Mizell, Taquan	2	0	1	5	x	dnp	x	x	x	x	sub	sub										2	0
16 O'Donnell, Patrick	8	0	0	0	sub	sub	sub	sub	sub	sub	sub	sub										36	0
95 Robertson-Harris, Roy	7	0	0	1	sub	sub	sub	sub	sub	sub	sub	x										7	0
6 Sanchez, Mark	0	0	0	8	x	x	x	x	x	x	x	x										0	0
87 Shaheen, Adam	8	4	0	0	sub	sub	TE	sub	TE	TE	sub	TE										8	1
88 Sims, Dion	8	8	0	0	TE	TE	TE	TE	TE	TE	TE	TE										16	16
71 Sitton, Josh	7	7	0	1	RG	RG	x	LG	LG	LG	LG	LG										5	5
79 Sowell, Bradley	8	0	0	0	sub	sub	sub	sub	sub	sub	sub	sub										8	0
53 Timu, John	3	2	0	3	ps	ps	ILB	sub	ILB	x	x	x										0	0
59 Trevathan, Danny	7	7	0	0	ILB	ILB	ILB	ILB	sub	ILB	ILB	ILB										3	3
10 Trubisky, Mitchell	4	4	4	0	dnp	dnp	dnp	dnp	QB	QB	QB	QB										4	4
98 Unrein, Mitch	8	4	0	0	sub	DE	DE	sub	sub	DE	sub	DE										13	1
12 Wheaton, Markus	3	0	0	5	x	x	sub	sub	sub	x	x	x										0	0
65 Whitehair, Cody	8	8	0	0	C	C	LG	C	C	C	C	C										24	24
13 Wright, Kendall	8	1	0	0	sub	sub	sub	WR	sub	sub	sub	sub										8	0

CAPS = starter / sub = reserve / x = inactive / dnp = did not play / 3TE = third tight end / NB = nickel back / 3S = third safety / ps = practice squad / nwt = not with team / sus = suspended/ exp = roster expiration

58 Anderson, Jonathan	6	0	0	0	ps	sub	sub	sub	sub	sub	sub	sub											6	0
21 Demps, Quintin	3	3	0	1	S	S	S	x															0	0
50 Freeman, Jerrell	1	1	0	0	ILB																		0	0
32 Hall, Deiondre'	0	0	0	0																			0	0
64 Kush, Eric	0	0	0	0																			0	0
81 Meredith, Cameron	0	0	0	0																			0	0
67 Morgan, Jordan	0	0	0	0																			0	0
84 Scales, Patrick	0	0	0	0																			0	0
14 Thompson, Deonte	5	3	0	0	WR	sub	WR	sub	WR														29	1
11 White, Kevin	1	1	0	0	WR																		0	0
97 Young, Willie	4	2	0	1	OLB	sub	sub	OLB	x														0	0



STATISTICS

CHICAGO BEARS 2017 GAME-BY-GAME OFFENSIVE STATS

	ATL	@ TB	PIT	@ GB	MIN	@ BAL	CAR	@ NO	GB	DET	@ PHI	SF	@ CIN	@ DET	CLE	@ MIN	Season Totals
	9/10	9/17	9/24	9/28	10/9	10/15	10/22	10/29	11/12	11/19	11/26	12/3	12/10	12/16	12/24	12/31	
First Downs	20	19	18	20	16	18	5	17									133
Rushing	6	1	13	7	5	10	3	6									51
Passing	11	16	4	11	7	5	2	9									65
Penalty	3	2	1	2	4	3	0	2									17
Third Downs	13	14	12	12	12	17	11	17									108
Converted	5	7	4	5	3	5	2	8									39
Efficiency	38.5%	50.0%	33.3%	41.7%	25.0%	29.4%	18.2%	47.1%									36.1%
Fourth Downs	2	2	0	2	1	0	0	1									8
Converted	1	0	0	2	1	0	0	0									4
Efficiency	50.0%	0.0%	0.0%	100.0%	100.0%	0.0%	0.0%	0.0%									50.0%
Total Net Yards	301	310	306	308	274	342	153	307									2,301
Plays	63	62	62	64	56	75	37	65									484
Avg. Per Play	4.8	5.0	4.9	4.8	4.9	4.6	4.1	4.7									4.8
Net Yards Rushing	125	20	222	103	115	231	68	157									1,041
Attempts	19	16	38	30	29	54	26	31									243
Avg. Per Rush	6.6	1.3	5.8	3.4	4.0	4.3	2.6	5.1									4.3
Touchdowns	1	0	2	1	0	0	0	1									5
Net Yards Passing	176	290	84	205	159	111	85	150									1,260
Sacked	4	1	2	1	1	4	4	2									19
Yards Lost	37	11	17	13	7	23	22	14									144
Gross Yards	213	301	101	218	166	134	107	164									1,404
Attempts	40	45	22	33	26	17	7	32									222
Completions	26	31	15	21	13	9	4	14									133
Completion Pct.	65.0%	68.9%	68.2%	63.6%	50.0%	52.9%	57.1%	43.8%									59.9%
Yards Per Attempt	5.3	6.7	4.6	6.6	6.4	7.9	15.3	5.1									6.3
Touchdowns	1	1	1	1	2	2	0	0									8
Interceptions	0	2	1	2	1	0	0	1									7
Touchdowns	2	1	3	2	2	3	2	1									16
Rushing	1	0	2	1	0	0	0	1									5
Passing	1	1	1	1	2	2	0	0									8
Returns	0	0	0	0	0	1	2	0									3
Penalties	4	8	10	8	8	5	5	4									52
Yards Lost	40	59	73	62	55	44	40	31									404
Fumbles	2	2	5	2	1	4	0	0									16
Fumbles Lost	0	2	1	2	1	2	0	0									8
Punts	5	3	6	3	7	9	6	5									44
Gross Avg.	48.8	56.0	44.5	49.0	43.9	46.7	49.3	54.0									48.2
FGs Attempted	1	0	2	1	0	2	2	3									11
FGs Made	1	0	1	0	0	2	1	2									7
PATs Made-Att.	2-2	1-1	2-2	2-2	2-2	3-3	2-2	0-1									14-15
Kicking M-A	2-2	1-1	2-2	2-2	1-1	3-3	2-2	0-0									13-13
2-pt Rushing M-A	0-0	0-0	0-0	0-0	1-1	0-0	0-0	0-0									1-1
2-pt Passing M-A	0-0	0-0	0-0	0-0	0-0	0-0	0-0	0-1									0-1
Kickoffs-EZ-TB	4-3-3	2-2-2	3-3-2	3-3-3	3-3-1	5-3-0	4-3-2	4-3-2									28-23-15
Safeties	0	0	0	0	1	0	0	0									1
Points Scored	17	7	23	14	17	27	17	12									134
Time of Possession	29:26	26:49	33:59*	31:51	28:36	36:45*	21:25	28:37									29:07
	ATL	@ TB	PIT	@ GB	MIN	@ BAL	CAR	@ NO	GB	DET	@ PHI	SF	@ CIN	@ DET	CLE	@ MIN	
	9/10	9/17	9/24	9/28	10/9	10/15	10/22	10/29	11/12	11/19	11/26	12/3	12/10	12/16	12/24	12/31	

* - Overtime



STATISTICS

OPPONENT 2017 GAME-BY-GAME OFFENSIVE STATS

	ATL 9/10	@ TB 9/17	PIT 9/24	@ GB 9/28	MIN 10/9	@ BAL 10/15	CAR 10/22	@ NO 10/29	GB 11/12	DET 11/19	@ PHI 11/26	SF 12/3	@ CIN 12/10	@ DET 12/16	CLE 12/24	@ MIN 12/31	Season Totals
First Downs	18	22	19	17	17	16	20	19									148
Rushing	4	6	6	5	5	5	7	7									45
Passing	12	13	11	9	10	9	12	11									87
Penalty	2	3	2	3	2	2	1	1									16
Third Downs	11	15	11	14	15	18	15	22									121
Converted	5	8	4	7	6	3	6	9									48
Efficiency	45.5%	53.3%	36.4%	50.0%	40.0%	16.7%	40.0%	40.9%									39.7%
Fourth Downs	0	0	0	1	0	1	1	0									3
Converted	0	0	0	1	0	1	0	0									2
Efficiency	0.0%	0.0%	0.0%	100.0%	0.0%	100.0%	0.0%	0.0%									66.7%
Total Net Yards	372	311	282	260	300	291	293	387									2,496
Plays	55	67	59	53	67	70	69	60									500
Avg. Per Play	6.8	4.6	4.8	4.9	4.5	4.2	4.2	6.5									5.0
Net Yards Rushing	64	117	70	91	159	125	108	101									835
Attempts	23	34	17	24	31	26	30	30									215
Avg. Per Rush	2.8	3.4	4.1	3.8	5.1	4.8	3.6	3.4									3.9
Touchdowns	1	1	1	1	1	0	0	2									7
Net Yards Passing	308	194	212	169	141	166	185	286									1,661
Sacked	2	2	3	2	4	3	5	2									23
Yards Lost	13	10	23	10	35	14	26	13									144
Gross Yards	321	204	235	179	176	180	211	299									1,805
Attempts	30	31	39	27	32	41	34	28									262
Completions	21	18	22	19	22	24	21	23									170
Completion Pct.	70.0%	58.1%	56.4%	70.4%	68.8%	58.5%	61.8%	82.1%									64.9%
Yards Per Attempt	10.7	6.6	6.0	6.6	5.5	4.4	6.2	10.7									6.9
Touchdowns	1	1	1	4	1	0	0	0									8
Interceptions	0	0	0	0	0	2	2	0									4
Touchdowns	2	3	2	5	2	2	0	2									18
Rushing	1	1	1	1	1	0	0	2									7
Passing	1	1	1	4	1	0	0	0									8
Returns	0	1	0	0	0	2	0	0									3
Penalties	8	4	6	7	9	8	4	7									53
Yards Lost	73	34	40	55	69	69	35	51									426
Fumbles	0	1	2	0	1	1	1	2									8
Fumbles Lost	0	1	2	0	0	1	1	2									7
Punts	3	3	5	5	6	7	5	4									38
Gross Avg.	59.3	48.7	40.6	47.6	43.0	55.0	52.6	51.0									49.3
FGs Attempted	3	3	2	0	2	3	1	2									16
FGs Made	3	3	1	0	2	3	1	2									15
PATs Made-Att.	2-2	2-3	2-2	5-5	2-2	2-2	0-0	2-2									17-118
Kicking M-A	2-2	2-3	2-2	5-5	2-2	1-1	0-0	2-2									16-17
2-pt Rushing M-A	0-0	0-0	0-0	0-0	0-0	0-0	0-0	0-0									0-0
2-pt Passing M-A	0-0	0-0	0-0	0-0	0-0	1-1	0-0	0-0									1-1
Kickoffs-EZ-TB	6-4-3	6-5-4	5-4-2	6-5-4	6-2-2	7-3-2	2-2-2	5-5-4									43-30-23
Safeties	0	0	0	0	0	0	0	0									0
Points Scored	23	29	17	35	20	24	3	20									171
Time of Possession	30:34	33:11	27:34*	28:09	31:24	31:09*	38:35	31:23									30:53
	ATL 9/10	@ TB 9/17	PIT 9/24	@ GB 9/28	MIN 10/9	@ BAL 10/15	CAR 10/22	@ NO 10/29	GB 11/12	DET 11/19	@ PHI 11/26	SF 12/3	@ CIN 12/10	@ DET 12/16	CLE 12/24	@ MIN 12/31	

* - Overtime

**STATISTICS****CHICAGO BEARS 2017 INDIVIDUAL GAME-HIGHS**

BEARS				OPPONENTS				
Date	Opponent	Player	No	PASSING	No	Player	Opponent	Date
9/17/17	at TB	Glennon	45	Attempts	41	Flacco	at BAL	10/15/17
9/17/17	at TB	Glennon	31	Completions	24	Flacco	at BAL	10/15/17
9/17/17	at TB	Glennon	301	Yards	321	Ryan	ATL	9/10/17
10/22/17	CAR	Trubisky	70	Long	88t	Ryan	ATL	9/10/17
10/15/17	at BAL	Last: Cohen, Trubisky	1	TDs	4	Rodgers	at GB	9/28/17
9/28/17	at GB	Last: Glennon	2	INTs	2	Last: Newton	CAR	10/22/17
Date	Opponent	Player	No	RECEIVING	No	Player	Opponent	Date
9/17/17	at TB	Last: Cohen	8	Receptions	10	Brown	PIT	9/24/17
10/29/17	at NO	McBride	92	Yards	128	Hooper	ATL	9/10/17
10/22/17	CAR	Cohen	70	Long	88t	Hooper	ATL	9/10/17
10/15/17	at BAL	Last: Miller, Sims	1	TDs	2	Nelson	at GB	9/28/17
Date	Opponent	Player	No	RUSHING	No	Player	Opponent	Date
10/15/17	at BAL	Howard	36	Rushes	19	Rodgers	at TB	9/17/17
10/15/17	at BAL	Howard	167	Yards	95	McKinnon	MIN	10/9/17
10/15/17	at BAL	Howard	53	Long	58t	McKinnon	MIN	10/9/17
9/24/17	PIT	Howard	2	TDs	1	Last: Ingram, Kamara	at NO	10/29/17
Date	Opponent	Player	No	TACKLES	No	Player	Opponent	Date
10/29/17	at NO	Last: Trevathan	13	Total Tackles	12	Judon	at BAL	10/15/17
10/29/17	at NO	Last: Trevathan	9	Solos	12	Judon	at BAL	10/15/17
9/28/17	at GB	Trevathan	7	Assists	3	Last: Four tied	at NO	10/29/17
10/9/17	MIN	Last: Floyd, Hicks	2.0	Sacks	2.0	Judon	at BAL	10/15/17
10/9/17	MIN	Floyd	4	TFLs	4	Judon	at BAL	10/15/17
Date	Opponent	Player	No	INTERCEPTIONS	No	Player	Opponent	Date
10/22/17	CAR	Last: Jackson, Trevathan	1	INTs	1	Last: Lattimore	at NO	10/29/17
10/15/17	at BAL	Amos	90t	Long Return	47t	McClain	at TB	9/17/17
10/22/17	CAR	Last: Jackson	1	TDs	1	McClain	at TB	9/17/17
Date	Opponent	Player	No	PUNT RETURNS	No	Player	Opponent	Date
10/9/17	MIN	Cohen	4	Returns	5	Campanaro	at BAL	10/15/17
9/10/17	ATL	Cohen	45	Yards	132	Campanaro	at BAL	10/15/17
10/15/17	at BAL	Cohen	21	Long	77t	Campanaro	at BAL	10/15/17
				TDs	1	Campanaro	at BAL	10/15/17
Date	Opponent	Player	No	KICKOFF RETURNS	No	Player	Opponent	Date
10/15/17	at BAL	Last: Cohen	3	Returns	5	Rainey	at BAL	10/15/17
9/24/17	PIT	Thompson	69	Yards	191	Rainey	at BAL	10/15/17
10/29/17	at NO	Cohen	46	Long	96t	Rainey	at BAL	10/15/17
				TDs	1	Rainey	at BAL	10/15/17
Date	Opponent	Player	No	FIELD GOALS	No	Player	Opponent	Date
10/29/17	at NO	Barth	3	Attempts	3	Last: Tucker	at BAL	10/15/17
10/29/17	at NO	Last: Barth	2	Made	3	Last: Tucker	at BAL	10/15/17
9/10/17	ATL	Barth	54	Long	50	Last: Tucker	at BAL	10/15/17
Date	Opponent	Player	No	PUNTS	No	Player	Opponent	Date
10/15/17	at BAL	O'Donnell	9	Punts	7	Koch	at BAL	10/15/17
10/15/17	at BAL	O'Donnell	420	Yards	385	Koch	at BAL	10/15/17
9/17/17	at TB	O'Donnell	56.0	Average	59.3	Bosher	ATL	9/10/17
9/10/17	ATL	O'Donnell	69	Long	67	Koch	at BAL	10/15/17
10/15/17	at BAL	Last: O'Donnell	3	In-20	3	Berry	PIT	9/24/17
10/9/17	MIN	O'Donnell	2	Touchbacks	1	Last: Palardy	CAR	10/22/17



STATISTICS

2017 CHICAGO BEARS DEFENSE / SPECIAL TEAMS STATS

SEASONS STATS (Based on press box stats)

Please note: INTs also count as PBU

Sacks count as TFLs unless a strip-sack; Sacks also count as a QBP

Full sacks and TFLs count as solo tackles; Assisted sacks and TFLs count as assisted tackles

DEFENSIVE STATS										
Player	TT	ST	AT	TFL	QBP	S -YL	INT -YR	PBU	FF	FR -YR
Danny Trevathan	52	36	16	3	4	2 -14	1 -8	3	0	1 -0
Christian Jones	47	28	19	1	1	0 -0	0 -0	1	1	1 -0
Kyle Fuller	39	34	5	0	0	0 -0	0 -0	8	0	0 -0
Adrian Amos	35	32	3	4	0	0 -0	1 -90	3	1	1 -4
Eddie Jackson	28	24	4	1	0	0 -0	1 -76	4	0	1 -75
Akiem Hicks	26	20	6	9	11	7 -47	0 -0	0	0	1 -0
Leonard Floyd	26	17	9	8	9	5 -32	0 -0	2	0	1 -21
Eddie Goldman	26	18	8	2	3	1.5 -5.5	0 -0	0	0	0 -0
Mitch Unrein	20	15	5	1	2	0.5 -0.5	0 -0	0	0	0 -0
Sam Acho	18	14	4	0	2	0 -0	0 -0	0	0	0 -0
Bryce Callahan	17	12	5	0	1	1 -12	1 -52	4	1	0 -0
Prince Amukamara	15	14	1	0	0	0 -0	0 -0	3	0	0 -0
Pernell McPhee	13	13	0	4	9	4 -20	0 -0	1	1	0 -0
Marcus Cooper	12	12	0	0	0	0 -0	0 -0	3	0	0 -0
Quintin Demps	12	11	1	0	0	0 -0	0 -0	0	0	0 -0
Jonathan Bullard	10	9	1	1	0	0 -0	0 -0	1	1	0 -0
Jerrell Freeman	10	7	3	1	0	0 -0	0 -0	0	0	0 -0
John Timu	9	6	3	1	0	0 -0	0 -0	1	0	0 -0
Willie Young	7	4	3	2	4	2 -13	0 -0	0	0	0 -0
Nick Kwiatkoski	5	4	1	0	0	0 -0	0 -0	0	0	0 -0
Jonathan Anderson	4	3	1	0	0	0 -0	0 -0	0	0	0 -0
Roy Robertson-Harris	3	1	2	0	0	0 -0	0 -0	1	0	0 -0
Cre'Von LeBlanc	3	1	2	0	0	0 -0	0 -0	1	0	0 -0
Team Totals	437	335	102	38	46	23 -144	4 -226	36	5	6 -100

Defensive Stats Key: TT (total tackles), ST (solo tackles), AT (assisted tackles), TFL (tackles for loss),

QBP (QB Pressure), S-YL (sacks-yards lost), INT-YR (interceptions-yards returned),

PBU (pass break-ups), FF (forced fumbles), FR-YR (fumble recoveries-yards returned),

BK (blocked kick/punt)

SPECIAL TEAMS						
Player	TT	ST	AT	BK	FF	FR
DeAndre Houston-Carson	7	7	0	0	1	0
Benny Cunningham	6	5	1	0	0	0
Jonathan Anderson	4	4	0	0	0	0
Sam Acho	3	1	2	0	0	0
Josh Bellamy	2	2	0	0	0	0
Cre'von LeBlanc	2	2	0	0	0	0
Adrian Amos	1	1	0	0	0	0
Michael Burton	1	0	1	0	0	0
Deon Bush	1	1	0	0	0	0
Tarik Cohen	1	1	0	0	0	0
Kyle Fuller	1	1	0	0	0	0
Christian Jones	1	0	1	0	0	0
Nick Kwiatkoski	1	1	0	0	0	0
Sherrick McManis	1	1	0	1	0	1
Roy Robertson-Harris	1	1	0	0	0	0
John Timu	1	0	1	0	0	0
Team Totals	34	28	6	1	1	1

DEFENSIVE / SPECIAL TEAMS SCORING PLAYS (4)	
Floyd: Safety (10/9 vs. MIN)	
Amos: 90 yd. INT TD (10/15 at BAL)	
Jackson: 76 yd. INT TD (10/22 vs. CAR)	
Jackson: 75 yd. Fumble recovery TD (10/22 vs. CAR)	

Special Teams Stats Key: TT (total tackles), ST (solo tackles),

AT (assisted tackles), BK (blocked kicks), FF (forced fumbles),

FR (fumble recoveries)

QUARTERBACK SACKS (23)

Hicks - 7.0; Floyd - 5.0; McPhee - 4.0; Trevathan - 2.0; Young - 2.0; Goldman - 1.5; Callahan - 1.0; Unrein -0.5.

OPPONENT FUMBLE RECOVERIES (7)

Amos - 1; Floyd - 1; Hicks - 1; Jackson - 1; Jones - 1; McManis - 1; Trevathan - 1.

INTERCEPTIONS (4)

Amos - 1; Callahan - 1; Jackson - 1; Trevathan - 1.



STATISTICS

CHICAGO BEARS 2017 SEASON LEADERS

PASSING		PLAYER	NO.	PLAYER	NO.
Attempts	Glennon	140		Trubisky	80
Completions	Glennon	93		Trubisky	38
Yards	Glennon	833		Trubisky	512
TDs	Glennon	4		Trubisky	2
RECEIVING		PLAYER	NO.	PLAYER	NO.
Receptions	Cohen	28		Wright	22
Yards	Wright	259		Miller	236
TDs	Miller	2		Six tied with	1
RUSHING		PLAYER	NO.	PLAYER	NO.
Rushes	Howard	162		Cohen	54
Yards	Howard	662		Cohen	228
TDs	Howard	4		Cohen	1
DEFENSE		PLAYER	NO.	PLAYER	NO.
Total Tackles	Trevathan	52		Jones	52
Solos	Trevathan	36		Fuller	34
Assists	Jones	19		Trevathan	16
Sacks	Hicks	7.0		Floyd	5.0
Sack Yards	Hicks	47.0		Floyd	32.0
TFLs	Hicks	9		Floyd	8
FFs	Six tied with	1			
FRs	Seven tied with	1			
PBUs	Fuller	8		Jackson	4
INTs	Four tied with	1			
TDs	Amos, Jackson	1			
Safeties	Floyd	1			
Special Teams Tackles	Houston-Carson	7		Cunningham	6
PUNT RETURNS		PLAYER	NO.	PLAYER	NO.
Returns	Cohen	17		Jackson	2
Yards	Cohen	135		Jackson	6
TDs					
KICKOFF RETURNS		PLAYER	NO.	PLAYER	NO.
Returns	Thompson	11		Cohen	5
Yards	Thompson	229		Cohen	127
TDs					
FIELD GOALS		PLAYER	NO.	PLAYER	NO.
Attempts	Barth	11			
Made	Barth	7			
PUNTS		PLAYER	NO.	PLAYER	NO.
Punts	O'Donnell	44			
Yards	O'Donnell	2,119			
Average	O'Donnell	48.2			
In-20	O'Donnell	16			
Touchbacks	O'Donnell	5			



STATISTICS

CHICAGO BEARS 2017 WEEK-BY-WEEK LEADERS

DATE	OPPONENT	Scoring	Rushing Yards	Receptions	Receiving Yards	Tackles
9/10	vs ATL	Cohen, Howard - 6	Cohen - 66	Cohen - 8	Cohen - 47	Freeman - 10
9/17	@ TB	Thompson - 6	Cohen - 13	Cohen - 8	Wright - 69	Jackson - 8
9/24	vs PIT	Howard - 12	Howard - 140	Howard - 5	Howard - 26	Trevathan - 10
9/28	@ GB	Howard, Wright - 6	Howard - 53	Thompson - 5	Wright - 51	Trevathan - 13
10/9	vs MIN	Cunningham, Miller - 6	Howard - 76	Wright - 4	Wright - 46	Jones - 9
10/15	@ BAL	Barth - 9	Howard - 167	Sims, Wight, Miller - 2	Sims - 42	Amos - 8
10/22	vs CAR	Jackson - 12	Howard - 65	Miller - 2	Cohen - 70	Jones - 11
10/29	@ NO	Barth, Cohen - 6	Howard - 102	McBride, Howard, Sims - 3	McBride - 92	Trevathan - 13
11/12	vs GB					
11/19	vs DET					
11/26	@ PHI					
12/3	vs SF					
12/10	@ CIN					
12/16	@ DET					
12/24	vs CLE					
12/31	@ MIN					
Most Times Led or Tied for Lead		Howard - 3	Howard - 65	Cohen, Howard, Miller, Sims, Wright - 2	Wright - 3	Trevathan - 3

CHICAGO BEARS 2017 QUARTER-BY-QUARTER SCORING

DATE	OPPONENT	BEARS								OPPONENTS								Point Differential
		1	2	1H	3	4	2H	OT	TOT	1	2	1H	3	4	2H	OT	TOT	
9/10	vs ATL	0	10	10	0	7	7	-	17	3	7	10	3	10	13	-	23	-6
9/17	@ TB	0	0	0	0	7	7	-	7	10	16	26	0	3	3	-	29	-22
9/24	vs PIT	7	10	17	0	0	0	6	23	0	7	7	7	3	10	0	17	+6
9/28	@ GB	0	7	7	0	7	7	-	14	14	7	21	7	7	14	-	35	-21
10/9	vs MIN	2	0	2	7	8	15	-	17	0	3	3	14	3	17	-	20	-3
10/15	@ BAL	0	10	10	7	7	14	3	27	0	3	3	7	14	21	0	24	+3
10/22	vs CAR	7	10	17	0	0	0	-	17	0	3	3	0	0	0	-	3	+14
10/29	@ NO	0	3	3	3	6	9	-	12	7	7	14	0	6	6	-	20	-8
11/12	vs GB																	
11/19	vs DET																	
11/26	@ PHI																	
12/3	vs SF																	
12/10	@ CIN																	
12/16	@ DET																	
12/24	vs CLE																	
12/31	@ MIN																	
Regular Season Totals		16	50	66	17	42	59	9	134	34	53	87	38	46	84	0	171	-37



STATISTICS

CHICAGO BEARS 2017 RED ZONE EFFICIENCY

BEARS RED ZONE STATS																			
DATE	OPPONENT	Drives In		Scoring			Missed			Blocked		Turnovers	Downs	Time	Avg. Points	GOAL - TO - GO			
		Red Zone	Scores	%	TDs	TD %	FGs	FGs	FG	FGs	FGs					TDs	TD %	FGs	
9/10	vs ATL	3	2	66.7%	2	66.7%	0	0	0	0	1	0	4.7	2	1	50.0%	0		
9/17	@ TB	3	1	33.3%	1	33.3%	0	0	0	0	2	0	2.3	0	0	0.0%	0		
9/24	vs PIT	4	4	100.0%	3	75.0%	1	0	0	0	0	0	6.0	3	2	66.7%	1		
9/28	@ GB	2	2	100.0%	2	100.0%	0	0	0	0	0	0	7.0	1	1	100.0%	0		
10/9	vs MIN	0	0	0.0%	0	0.0%	0	0	0	0	0	0	0.0	0	0	0.0%	0		
10/15	@ BAL	1	1	100.0%	0	0.0%	1	0	0	0	0	0	3.0	0	0	0.0%	0		
10/22	vs CAR	1	1	100.0%	0	0.0%	1	0	0	0	0	0	3.0	1	0	0.0%	1		
10/29	@ NO	2	2	100.0%	1	50.0%	1	0	0	0	0	0	5.0	2	1	50.0%	1		
11/12	vs GB																		
11/19	vs DET																		
11/26	@ PHI																		
12/3	vs SF																		
12/10	@ CIN																		
12/16	@ DET																		
12/24	vs CLE																		
12/31	@ MIN																		
Totals		16	13	81.3%	9	56.3%	4	0	0	0	3	0	4.7	9	5	55.6%	3		

OPPONENT RED ZONE STATS																			
DATE	OPPONENT	Drives In		Scoring			Missed			Blocked		Turnovers	Downs	Time	Avg. Points	GOAL - TO - GO			
		Red Zone	Scores	%	TDs	TD %	FGs	FGs	FG	FGs	FGs					TDs	TD %	FGs	
9/10	vs ATL	3	3	100.0%	1	33.3%	2	0	0	0	0	0	4.3	2	1	50.0%	1		
9/17	@ TB	5	4	80.0%	2	40.0%	2	0	0	1	0	0	4.0	2	1	50.0%	1		
9/24	vs PIT	4	3	75.0%	2	50.0%	1	0	1	0	0	0	4.2	2	2	100.0%	0		
9/28	@ GB	5	5	100.0%	5	100.0%	0	0	0	0	0	0	7.0	4	4	100.0%	0		
10/9	vs MIN	3	3	100.0%	1	33.3%	2	0	0	0	0	0	4.3	0	0	0.0%	0		
10/15	@ BAL	2	2	100.0%	0	0.0%	2	0	0	0	0	0	3.0	2	0	0.0%	2		
10/22	vs CAR	2	1	50.0%	0	0.0%	1	0	0	0	0	1	1.5	0	0	0.0%	0		
10/29	@ NO	3	2	66.7%	2	66.7%	0	0	0	1	0	0	4.7	2	2	100.0%	0		
11/12	vs GB																		
11/19	vs DET																		
11/26	@ PHI																		
12/3	vs SF																		
12/10	@ CIN																		
12/16	@ DET																		
12/24	vs CLE																		
12/31	@ MIN																		
Totals		27	23	85.2%	13	48.1%	10	0	1	2	0	1	4.5	14	10	71.4%	4		



STATISTICS

CHICAGO BEARS 2017 DRIVE ENGINEERING

BEARS OFFENSIVE DRIVES																			
DATE	OPPONENT	Total	TDs	FGs	Miss	Block	FG	FG	Punt	Block	INT	Fumble	Downs	Time	Safety	Points	Scoring Efficiency	1st Half	2nd Half
9/10	vs ATL	9	2	1	0	0	0	0	5	0	0	0	1	0	0	17	33.3%	Punt	Punt
9/17	@ TB	9	1	0	0	0	0	0	3	0	2	1	2	0	0	7	11.1%	INT	Punt
9/24	vs PIT	13	3	1	1	0	0	0	6	0	1	1	0	0	0	23	30.8%	Punt	Punt
9/28	@ GB	11	2	0	1	0	0	0	3	0	2	2	0	1	0	14	18.2%	Fumble	Missed FG
10/9	vs MIN	12	2	0	0	0	0	0	7	0	1	1	0	1	0	17	16.7%	Punt	TD
10/15	@ BAL	16	2	2	0	0	0	0	9	0	0	2	0	1	0	20	25.0%	Punt	Punt
10/22	vs CAR	9	0	1	1	0	0	0	6	0	0	0	0	1	0	3	11.1%	Punt	Punt
10/29	@ NO	11	1	2	1	0	0	0	5	0	1	0	1	0	0	12	27.3%	Punt	Punt
11/12	vs GB																		
11/19	vs DET																		
11/26	@ PHI																		
12/3	vs SF																		
12/10	@ CIN																		
12/16	@ DET																		
12/24	vs CLE																		
12/31	@ MIN																		
Totals		90	13	7	4	0	0	0	44	0	7	7	4	4	0	113	22.2%	0	7

Drives aborted as a result of return TD:

OPPONENT OFFENSIVE DRIVES																			
DATE	OPPONENT	Total	TDs	FGs	Miss	Block	FG	FG	Punt	Block	INT	Fumble	Downs	Time	Safety	Points	Scoring Efficiency	1st Half	2nd Half
9/10	vs ATL	10	2	3	0	0	0	0	3	0	0	0	0	2	0	23	50.0%	FG	Punt
9/17	@ TB	10	2	3	0	0	0	0	3	0	0	1	0	1	0	29	50.0%	FG	Fumble
9/24	vs PIT	11	2	1	0	1	0	0	5	0	0	1	0	1	0	17	27.3%	Punt	Punt
9/28	@ GB	11	5	0	0	0	0	0	5	0	0	0	0	1	0	35	45.5%	TD	TD
10/9	vs MIN	12	2	2	0	0	0	0	6	0	0	0	0	1	1	20	33.3%	Punt	TD
10/15	@ BAL	14	0	3	0	0	0	0	7	0	2	1	0	1	0	24	21.4%	Punt	Punt
10/22	vs CAR	11	0	1	0	0	0	0	5	0	2	1	1	1	0	3	9.1%	Fumble	Downs
10/29	@ NO	12	2	2	0	0	0	0	4	0	0	2	0	2	0	20	33.3%	TD	Punt
11/12	vs GB																		
11/19	vs DET																		
11/26	@ PHI																		
12/3	vs SF																		
12/10	@ CIN																		
12/16	@ DET																		
12/24	vs CLE																		
12/31	@ MIN																		
Totals		91	15	15	0	1	0	0	38	0	4	6	1	10	1	171	33.0%	20	14

Drives aborted as a result of return TD: B.Rainey 96 yd. kickoff return; M.Campanaro 77 yd. punt return.



STATISTICS

CHICAGO BEARS 2017 TURNOVER RATIO

	TAKE-AWAYS			POINTS OFF TURNOVERS				Total
	INTs	Fumbles	Total	Scores	TDs	FGs	Conv. %	Points
BEARS	4	7	11	7	6	1	63.6%	45
OPONENTS	7	8	15	8	5	3	53.3%	44

DATE	OPONENT	TAKE-AWAYS			GIVE-AWAYS			Net	Result
		INTs	Fumbles	Total	INTs	Fumbles	Total	Differential	
9/10	vs ATL	0	0	0	0	0	0	0	L
9/17	@ TB	0	1	1	2	2	4	-3	L
9/24	vs PIT	0	2	2	1	1	2	0	W
9/28	@ GB	0	0	0	2	2	4	-4	L
10/9	vs MIN	0	0	0	1	1	2	-2	L
10/15	@ BAL	2	1	3	0	2	2	1	W
10/22	vs CAR	2	1	3	0	0	0	3	W
10/29	@ NO	0	2	2	1	0	1	1	L
11/12	vs GB								
11/19	vs DET								
11/26	@ PHI								
12/3	vs SF								
12/10	@ CIN								
12/16	@ DET								
12/24	vs CLE								
12/31	@ MIN								
Totals		4	7	11	7	8	15	-5	3-5



STATISTICS

CHICAGO BEARS 2017 SCORING DRIVES

DATE	OPPONENT	OBTAINED	SCORING PLAY	PAT	NET		DRIVE		SCORE	TIME	
					PLAYS	YARDS	CHI-OPP	QTR		LEFT	#
9/10/17	ATL	Punt	C.Barth 54 yd. FG		10	41	4:24	3-3	2	14:55	1
9/10/17	ATL	Kickoff	J.Howard 4 yd. run	C.Barth kick	7	75	4:15	10-10	2	0:14	2
9/10/17	ATL	Kickoff	T.Cohen 19 yd. pass from M.Glennon	C.Barth kick	9	75	4:29	17-20	4	7:26	3
9/17/17	at TB	Punt	D.Thompson 14 yd. pass from M.Glennon	C.Barth kick	7	62	2:07	7-29	4	1:43	4
9/24/17	PIT	Muffed Punt	J.Howard 3 yd. run	C.Barth kick	6	29	3:24	7-0	1	9:09	5
9/24/17	PIT	Kickoff	A.Shaheen 2 yd. pass from M.Glennon	C.Barth kick	9	75	4:59	14-7	2	0:43	6
9/24/17	PIT	Fumble	C.Barth 24 yd. FG		1	-4	0:00	17-7	2	0:00	7
9/24/17	PIT	Kickoff	J.Howard 19 yd. run	C.Barth kick	4	74	1:33	23-17	OT	8:27	8
9/28/17	at GB	Punt	K.Wright 5 yd. pass from M.Glennon	C.Barth kick	7	72	1:33	7-21	2	0:08	9
9/28/17	at GB	Kickoff	J.Howard 3 yd. run	C.Barth kick	15	75	8:53	14-35	4	6:01	10
10/9/17	MIN	Kickoff	B.Cunningham 38 yd. pass from P.O'Donnell	C.Barth kick	7	75	2:53	9-10	3	5:23	11
10/9/17	MIN	Kickoff	Z.Miller 20 yd. pass from M.Trubisky	M.Trubisky run	11	79	6:07	17-17	4	12:24	12
10/15/17	at BAL	FG	C.Barth 24 yd. FG		10	60	4:19	3-0	2	10:54	13
10/15/17	at BAL	INT	Z.Miller 21 yd. pass from T.Cohen	C.Barth kick	2	20	0:43	10-0	2	2:53	14
10/15/17	at BAL	Kickoff	D.Sims 27 yd. pass from M.Trubisky	C.Barth kick	7	66	3:41	17-3	3	6:01	15
10/15/17	at BAL	Punt	C.Barth 40 yd. FG		8	71	5:40	27-24	OT	0:00	16
10/22/17	CAR	Kickoff	C.Barth 19 yd. FG		5	74	2:08	17-3	2	1:10	17
10/29	at NO	Punt	C.Barth 27 yd. FG		10	67	5:25	3-7	2	14:52	18
10/29	at NO	Punt	C.Barth 44 yd. FG		8	72	3:31	6-14	3	5:42	19
10/29	at NO	Fumble	T.Cohen 1 yd. run	pass failed	10	72	3:34	12-17	4	3:58	20
											21
											22
											23
											24
											25
											26
											27
											28
											29
											30
											31
											32
											33
											34
											35
											36
											37
											38
											39
											40
											41
											42
											43
											44
											45
											46
											47
											48
											49
											50
											51
											52
											53
											54
											55
											56
											57
											58
											59
											60
TOTALS						153	1230				



STATISTICS

OPPONENTS 2017 SCORING DRIVES

DATE	OPPONENT	OBTAINED	SCORING PLAY	PAT	PLAYS	NET YARDS	DRIVE TIME	SCORE CHI-OPP	QTR	TIME LEFT	#
9/10/17	ATL	Kickoff	M.Bryant 48 yd. FG		11	62	7:04	0-3	1	7:56	1
9/10/17	ATL	Punt	D.Freeman 5 yd. run	M.Bryant kick	11	83	6:59	3-10	2	4:29	2
9/10/17	ATL	Punt	M.Bryant 28 yd. FG		13	76	6:29	10-13	3	2:10	3
9/10/17	ATL	Punt	A.Hooper 88 yd. pass from M.Ryan	M.Bryant kick	3	95	0:59	10-20	4	11:55	4
9/10/17	ATL	Kickoff	M.Bryant 37 yd. FG		9	56	4:02	17-23	4	3:24	5
9/17/17	at TB	Kickoff	N.Folk 42 yd. FG		13	51	6:02	0-3	1	8:58	6
9/17/17	at TB	Fumble	M.Evans 13 yd. pass from J.Winston	N.Folk kick	1	13	0:05	0-10	1	0:10	7
9/17/17	at TB	Fumble	J.Rodgers 1 yd. run	N.Folk kick	9	35	3:56	0-17	2	7:30	8
9/17/17	at TB	Punt	N.Folk 50 yd. FG		8	48	1:04	0-26	2	0:00	9
9/17/17	at TB	Punt	N.Folk 23 yd. FG		16	87	8:36	0-29	4	12:26	10
9/24/17	PIT	Punt	A.Brown 7 yd. pass from B.Roethlisberger	C.Boswell kick	13	77	7:11	7-7	2	5:42	11
9/24/17	PIT	Fumble	L.Bell 1 yd. run	C.Boswell kick	6	16	2:42	17-14	3	6:43	12
9/24/17	PIT	INT	C.Boswell 32 yd. FG		4	7	0:54	17-17	4	8:03	13
9/28/17	at GB	Kickoff	D.Adams 5 yd. pass from A.Rodgers	M.Crosby kick	10	75	5:11	0-7	1	9:49	14
9/28/17	at GB	Fumble	R.Cobb 2 yd. Pass from A.Rodgers	M.Crosby kick	3	3	0:45	0-14	1	8:56	15
9/28/17	at GB	INT	A.Jones 2 yd. run	M.Crosby kick	2	60	0:45	0-21	2	4:48	16
9/28/17	at GB	Missed FG	J.Nelson 4 yd. pass from A.Rodgers	M.Crosby kick	13	63	7:43	7-28	3	4:09	17
9/28/17	at GB	INT	J.Nelson 8 yd. pass from A.Rodgers	M.Crosby kick	6	42	2:51	7-35	4	14:54	18
10/9/17	MIN	Fumble	K.Forbath 26 yd. FG		4	5	1:26	2-3	2	1:02	19
10/9/17	MIN	Kickoff	K.Rudolph 13 yd. pass from C.Keenum	K.Forbath kick	13	75	6:44	2-10	3	8:16	20
10/9/17	MIN	Kickoff	J.McKinnon 58 yd. run	K.Forbath kick	5	82	1:52	9-17	3	3:31	21
10/9/17	MIN	INT	K.Forbath 26 yd. FG		6	20	2:08	17-20	4	0:12	22
10/15/17	at BAL	Punt	J.Tucker 27 yd. FG		12	55	1:37	10-3	2	0:03	23
10/15/17	at BAL	Fumble	J.Tucker 31 yd. FG		10	26	3:58	17-13	4	11:26	24
10/15/17	at BAL	Kickoff	J.Tucker 50 yd. FG		10	44	2:12	24-16	4	2:56	25
10/22/17	CAR	Kickoff	G.Gano 36 yd. FG		16	56	9:10	14-3	2	3:18	26
10/29/17	at NO	Kickoff	A.Kamara 8 yd. run	W.Lutz kick	7	81	3:52	0-7	1	11:08	27
10/29/17	at NO	Kickoff	M.Ingram 1 yd. run	W.Lutz kick	8	80	4:30	3-14	2	3:41	28
10/29/17	at NO	Punt	W.Lutz 45 yd. FG		7	26	2:26	6-17	4	12:54	29
10/29/17	at NO	Downs	W.Lutz 49 yd. FG		4	7	0:16	12-20	4	1:35	30
											31
											32
											33
											34
											35
											36
											37
											38
											39
											40
											41
											42
											43
											44
											45
											46
											47
											48
											49
											50
											51
											52
											53
											54
											55
											56
											57
											58
											59
											60
TOTALS					253	1506					



STATISTICS

CHICAGO BEARS 2017 BIG PASSING PLAYS

BEARS COMPLETIONS OF 20 OR MORE YARDS						OPPONENT COMPLETIONS OF 20 OR MORE YARDS						
DATE	OPPONENT	QTR	PASSER	RECEIVER	YARDS	#	YARDS	RECEIVER	PASSER	QTR	OPPONENT	DATE
10/22/17	CAR	2	Trubisky	Cohen	70	1	88t	Hooper	Ryan	4	ATL	9/10/17
10/29/17	at NO	1	Trubisky	McBride	45	2	58	Nelson	Rodgers	2	at GB	9/28/17
10/9/17	MIN	3	O'Donnell	Cunningham	38t	3	54	Coleman	Brees	1	at NO	10/29/17
9/28/17	at GB	2	Glennon	Miller	29	4	53	Ginn	Brees	4	at NO	10/29/17
10/15/17	at BAL	3	Trubisky	Sims	27t	5	40	Hooper	Ryan	4	ATL	9/10/17
10/29/17	at NO	2	Trubisky	McBride	25	6	37	Benjamin	Newton	2	CAR	10/22/17
10/22/17	CAR	1	Trubisky	Miller	24	7	34	Kamara	Brees	4	at NO	10/29/17
10/29/17	at NO	3	Trubisky	McBride	22	8	26	Bennett	Rodgers	1	at GB	9/28/17
9/10/17	ATL	2	Glennon	Sims	22	9	26	Cobb	Rodgers	3	at GB	9/28/17
9/28/17	at GB	3	Glennon	Wright	22	10	25	Jones	Ryan	2	ATL	9/10/17
10/15/17	at BAL	2	Cohen	Miller	21t	11	25	Smith-Schuster	Roethlisberger	4	PIT	9/24/17
10/9/17	MIN	4	Trubisky	Miller	20t	12	23	Brown	Roethlisberger	2	PIT	9/24/17
9/17/17	at TB	4	Glennon	Thompson	20	13	23	Thomas	Brees	3	at NO	10/29/17
						14	22	Brown	Roethlisberger	2	PIT	9/24/17
						15	22	Thomas	Brees	4	at NO	10/29/17
						16	21	Jackson	Winston	2	at TB	9/17/17
						17	20	Coleman	Ryan	3	ATL	9/10/17
						18	20	Funchess	Newton	2	CAR	10/22/17
						19	20	McCaffery	Newton	3	CAR	10/22/17
						20	20	Samuel	Newton	3	CAR	10/22/17
						21						
						22						
						23						
						24						
						25						
						26						
						27						
						28						
						29						
						30						
						31						
						32						
						33						
						34						
						35						
						36						
						37						
						38						
						39						
						40						
						41						
						42						
						43						
						44						
						45						
						46						
						47						
						48						
						49						
						50						
						51						
						52						
						53						
						54						
						55						
						56						
						57						
						58						
						59						
						60						



STATISTICS

CHICAGO BEARS 2017 BIG RUSHING PLAYS

BEARS RUSHES OF 10 OR MORE YARDS					OPPONENT RUSHES OF 10 OR MORE YARDS					
DATE	OPPONENT	QTR	RUSHER	YARDS	#	YARDS	RUSHER	QTR	OPPONENT	DATE
10/15/17	at BAL	OT	Howard	53	1	58t	McKinnon	3	MIN	10/9/17
10/29/17	at NO	3	Howard	50	2	30	Collins	2	at BAL	10/15/17
10/29/17	at NO	4	Trubisky	46	3	22	Keenum	4	MIN	10/9/17
9/10/17	ATL	2	Cohen	46	4	18	Ingram	2	at NO	10/29/17
9/24/17	PIT	OT	Cohen	36	5	14	Barber	3	at TB	9/17/17
9/24/17	PIT	2	Cohen	26	6	14	Newton	1	CAR	10/22/17
9/24/17	PIT	OT	Howard	19t	7	13	Ryan	1	ATL	9/10/17
10/15/17	at BAL	2	Trubisky	19	8	13	Bell	4	PIT	9/24/17
9/10/17	ATL	3	Cohen	18	9	13	Stewart	2	CAR	10/22/17
9/24/17	PIT	OT	Howard	18	10	12	Allen	2	at BAL	10/15/17
9/24/17	PIT	3	Howard	17	11	12	Newton	3	CAR	10/22/17
9/28/17	at GB	2	Howard	16	12	12	Ingram	4	at NO	10/29/17
9/10/17	ATL	1	Cohen	15	13	11	Allen	4	at BAL	10/15/17
9/24/17	PIT	3	Howard	15	14	11	Montgomery	1	at GB	9/28/17
9/24/17	PIT	1	Howard	13	15	11	Jones	3	at GB	9/28/17
9/24/17	PIT	2	Howard	13	16	11	Thielen	3	MIN	10/9/17
10/9/17	MIN	3	Trubisky	13	17	10	Rodgers	3	at TB	9/17/17
10/9/17	MIN	3	Howard	13	18	10	Stewart	2	CAR	10/22/17
9/28/17	at GB	4	Cunningham	12	19	10	Kamara	2	at NO	10/29/17
10/22/17	CAR	4	Howard	11	20					
10/15/17	at BAL	3	Howard	11	21					
10/9/17	MIN	1	Howard	11	22					
9/10/17	ATL	1	Howard	11	23					
9/24/17	PIT	1	Howard	11	24					
					25					
					26					
					27					
					28					
					29					
					30					
					31					
					32					
					33					
					34					
					35					
					36					
					37					
					38					
					39					
					40					
					41					
					42					
					43					
					44					
					45					
					46					
					47					
					48					
					49					
					50					
					51					
					52					
					53					
					54					
					55					
					56					
					57					
					58					
					59					
					60					



STATISTICS

CHICAGO BEARS 2017 BIG RETURN PLAYS

BEARS INTERCEPTION RETURNS OF 20 OR MORE YARDS						OPPONENT INTERCEPTION RETURNS OF 20 OR MORE YARDS						
DATE	OPPONENT	QTR	PASSER	RETURNER	YARDS	#	YARDS	RETURNER	PASSER	QTR	OPPONENT	DATE
10/15/17	at BAL	4	Flacco	Amos	90t	1	47t	McClain	Glennon	2	at TB	9/17/17
10/22/17	CAR	2	Newton	Jackson	76t	2	25	Lattimore	Trubisky	4	at NO	10/29/17
10/15/17	at BAL	2	Flacco	Callahan	52	3	22	Alexander	Glennon	1	at TB	9/17/17
						4						
						5						
						6						
						7						
						8						
						9						
						10						
BEARS FUMBLE RETURNS OF 20 OR MORE YARDS						OPPONENT FUMBLE RETURNS OF 20 OR MORE YARDS						
DATE	OPPONENT	QTR	FUMBLED BY	RETURNER	YARDS	#	YARDS	RETURNER	FUMBLED BY	QTR	OPPONENT	DATE
10/22/17	CAR	1	Newton	Jackson	75t	1						
9/17/17	at TB	3	Sims III	Floyd	21	2						
						3						
						4						
						5						
BEARS PUNT RETURNS OF 20 OR MORE YARDS						OPPONENT PUNT RETURNS OF 20 OR MORE YARDS						
DATE	OPPONENT	QTR		RETURNER	YARDS	#	YARDS	RETURNER		QTR	OPPONENT	DATE
10/15/17	at BAL	3		Cohen	21	1	77t	Campanaro		4	at BAL	10/15/17
						2	21	Sherels		2	MIN	10/9/17
						3						
						4						
						5						
						6						
						7						
						8						
						9						
						10						
BEARS KICKOFF RETURNS OF 30 OR MORE YARDS						OPPONENT KICKOFF RETURNS OF 30 OR MORE YARDS						
DATE	OPPONENT	QTR		RETURNER	YARDS	#	YARDS	RETURNER		QTR	OPPONENT	DATE
10/29/17	at NO	4		Cohen	46	1	96t	Rainey		3	at BAL	10/15/17
10/15/17	at BAL	4		Cohen	37	2						
						3						
						4						
						5						
						6						
						7						
						8						
						9						
						10						



STATISTICS

2017 REPLAY CHALLENGES

R.A. = (Booth) Replay Assistant

#	Date	Opponent	Quarter	Time on Clock	Line of Scrimmage	Original Play	Challenge by	Challenge Result	Play Result
1	9/10/17	ATL	4	0:56	ATL 42	M.Glennon pass incomplete to D.Thompson	R.A.	Upheld	
2	9/10/17	ATL	4	0:39	ATL 28	M.Glennon pass incomplete to T.Cohen	R.A.	Upheld	
3	9/17/17	at TB	2	4:21	CHI 41	R.McClain 47 yd. INT return TD	R.A.	Upheld	
4	9/17/17	at TB	3	8:26	CHI 18	C.Sims III fumbles, recovered by L.Floyd	R.A.	Upheld	
5	9/24/17	PIT	2	0:06	CHI 18	M.Cooper fumbles OB in EZ, touchback	R.A.	Reversed	Penalty on PIT J.Berry, Illegal Bat enforced at PIT 1
6	9/24/17	PIT	3	9:34	CHI 25	J.Howard fumbles, recovered by R.Shazier	R.A.	Upheld	
7	9/24/17	PIT	OT	9:14	CHI 27	T.Cohen ran OB at PIT 37 for 36 yds.	R.A.	Upheld	
8	9/28/17	at GB	1	1:01	GB 11	J.Vogel punts 47 yds. To CHI 42, downed by J.Janis	GB	Upheld	
9	9/28/17	at GB	3	9:52	CHI 40	A.Rodgers pass to M.Bennett for 8 yds.	CHI	Reversed	A.Rodgers pass to M.Bennett for 7 yds.
10	10/9/17	MIN	3	5:45	MIN 38	M.Trubisky pass to M.Wheaton for 13 yds.	MIN	Reversed	M.Trubisky pass incomplete
11	10/15/17	at BAL	3	6:06	Kickoff	B.Rainey 96 yard return TD	R.A.	Upheld	
12	10/15/17	at BAL	4	5:29	CHI 30	A.Amos 90 yd. INT return TD	R.A.	Upheld	
13	10/22/17	CAR	2	1:18	CAR 2	M.Trubisky 2 yd. TD run	R.A.	Reversed	M.Trubisky 1 yd. run
15	10/29/17	at NO	2	14:20	NO 40	A.Kamara fumbles, recovered by E.Goldman	R.A.	Reversed	A.Kamara 0 yd. run
14	10/29/17	at NO	3	5:55	NO 25	Z.Miller 25 yd. TD pass from M.Trubisky	R.A.	Reversed	M.Trubisky pass incomplete
16	10/29/17	at NO	4	15:00	NO 44	D.Brees pass incomplete	CHI	Upheld	
17									
18									
19									
20									
21									
22									
23									
24									
25									

Bears All-time Challenges

Year	Challenges	Reversed	Pct.
2017	2	1	50.0%
2016	6	2	33.3%
2015	4	1	25.0%
2014	2	1	50.0%
2013	5	3	60.0%
2012	4	1	25.0%
2011	6	4	66.7%
2010	6	1	16.7%
2009	10	2	20.0%
2008	10	4	40.0%
2007	6	3	50.0%
2006	9	3	33.3%
2005	8	1	12.5%
2004	10	4	40.0%
2003	6	2	33.3%
2002	5	3	60.0%
2001	4	1	25.0%
2000	5	2	40.0%
1999	5	2	40.0%
TOTAL	113	41	36.3%

Opponent All-time Challenges

Year	Challenges	Reversed	Pct.
2017	2	1	50.0%
2016	4	1	25.0%
2015	8	5	62.5%
2014	7	2	28.6%
2013	4	2	50.0%
2012	4	3	75.0%
2011	11	6	54.5%
2010	11	2	18.2%
2009	6	2	33.3%
2008	13	8	61.5%
2007	9	4	44.4%
2006	6	3	50.0%
2005	8	2	25.0%
2004	6	3	50.0%
2003	6	0	0.0%
2002	10	8	80.0%
2001	3	1	33.3%
2000	8	1	12.5%
1999	4	0	0.0%
TOTAL	130	54	41.5%

Replay Assistant All-time Challenges

Year	Challenges	Upheld in Bears favor	Reversed in Bears favor
2017	12	2	1
2016	4	0	1
2015	15	3	4
2014	19	4	3
2013	16	7	0
2012	23	7	5
2011	7	2	0
2010	7	4	0
2009	1	0	0
2008	9	2	2
2007	9	2	2
2006	7	3	3
2005	1	1	0
2004	1	0	0
2003	4	2	1
2002	8	3	0
2001	7	4	1
2000	7	2	1
1999	8	2	0
TOTAL	165	50	24



STATISTICS

CHICAGO BEARS 2017 WEEK-BY-WEEK NFL RANKINGS

OFFENSE								
Week	Total Yds per GM	Rush Yds per GM	Pass Yds per GM	1st DNs per GM	Points per GM	PCT had INT	Sacks per PA	3rd DN EFF
1	301.0	125.0	176.0	20.0	17.0	0.0%	0.10	38.5%
2	305.5	72.5	233.0	19.5	12.0	2.4%	0.06	44.4%
3	305.0	121.7	183.3	19.0	15.7	2.8%	0.07	41.0%
4	306.3	117.5	188.8	19.3	15.3	3.6%	0.06	41.2%
5	299.8	117.0	182.8	18.6	15.6	3.6%	0.05	38.1%
6	27	12	28	20	30	28	8	17%
7	284.9	126.3	158.6	16.6	17.4	3.2%	0.09	34.1%
8	287.6	130.1	157.5	16.6	16.8	3.2%	0.09	36.1%
9	287.6	130.1	157.5	16.6	16.8	3.2%	0.09	36.1%
BYE	29	6	32	30t	27	26	23	23
10								
11								
12								
13								
14								
15								
16								
17								

DEFENSE								
Week	Total Yds per GM	Rush Yds per GM	Pass Yds per GM	1st DNs per GM	Points per GM	PCT had INT	Sacks per PA	3rd DN EFF
1	372.0	64.0	308.0	18.0	23.0	0.0%	0.06	45.5%
2	341.5	90.5	251.0	20.0	26.0	0.0%	0.07	50.0%
3	321.7	83.7	238.0	19.7	23.0	0.0%	0.07	45.9%
4	306.3	85.5	220.8	19.0	26.0	0.0%	0.07	47.1%
5	305.0	100.2	204.8	18.6	24.8	0.0%	0.08	45.5%
6	302.7	104.3	198.3	18.2	24.7	1.0%	0.08	38.3%
7	301.3	104.9	196.4	18.4	21.6	1.7%	0.09	39.4%
8	312.0	104.4	207.6	18.5	21.4	1.5%	0.09	38.0%
9	312.0	104.4	207.6	18.5	21.4	1.5%	0.09	38.0%
BYE	8	13	11	11	13	26	7	13
10								
11								
12								
13								
14								
15								
16								
17								

SPECIAL TEAMS				
RETURNS				
Week	Punt Ret. Avg.	KR Avg.	Gross Punt Avg.	Net Punt Avg.
1	15.0	23.3	48.8	40.0
2	4	8	7	19
3	9.2	22.8	48.5	41.6
4	13	12	6	15
5	7.3	20.8	47.2	39.6
6	18	19	11	27
7	7.9	20.8	47.4	38.9
8	7.4	22.1	48.2	39.7
9	7.4	22.1	48.2	39.7
BYE	18	11	5	26
10				
11				
12				
13				
14				
15				
16				
17				

COVERAGE				
Week	Punt Ret. Avg.	KR Avg.	Gross Punt Avg.	Net Punt Avg.
1	12.0	11.0	59.3	44.3
2	26	10t	30	24t
3	13.7	11.0	54.0	44.8
4	27	4	31	31
5	9.3	17.5	47.9	41.1
6	23	7	26	17
7	8.7	17.5	47.8	42.7
8	24	3	28	24
9	10.2	21.5	46.5	41.6
10	25	14t	23	18
11	15.6	30.8	48.6	43.4
12	32	32	30	28
13	13.9	29.1	49.1	43.8
14	30	32	30	29
15	13.0	26.8	48.3	44.1
16	13.0	29.8	31	30
17	13.0	26.8	49.3	44.1
BYE	31	29	31	31
10				
11				
12				
13				
14				
15				
16				
17				



CHICAGO BEARS GAME RELEASE

STATISTICS

CHICAGO BEARS 2017 RECORD WHEN ...

SITUATIONS	2008	2009	2010	2011	2012	2013	2014	2015	2016	2017
REGULAR SEASON	9 - 7	7 - 9	11 - 5	8 - 8	10 - 6	8 - 8	5 - 11	6 - 10	3 - 13	3 - 5
POST-SEASON			1 - 1							
HOME	6 - 2	5 - 3	5 - 3	5 - 3	5 - 3	5 - 3	2 - 6	1 - 7	3 - 5	2 - 2
ROAD	3 - 5	2 - 6	6 - 2	3 - 5	5 - 3	3 - 5	3 - 5	5 - 3	0 - 8	1 - 3
vs. NFC Central/North	4 - 2	3 - 3	5 - 1	3 - 3	3 - 3	2 - 4	1 - 5	1 - 5	2 - 4	0 - 2
HOME	3 - 0	2 - 1	3 - 0	2 - 1	2 - 1	1 - 2	1 - 2	0 - 3	2 - 1	0 - 1
ROAD	1 - 2	1 - 2	2 - 1	1 - 2	1 - 2	1 - 2	0 - 3	1 - 2	0 - 3	0 - 1
vs. NFC	7 - 5	5 - 7	8 - 4	7 - 5	7 - 5	4 - 8	4 - 8	3 - 9	3 - 9	1 - 5
HOME	5 - 1	3 - 3	4 - 2	4 - 2	4 - 2	3 - 3	2 - 4	0 - 7	3 - 3	1 - 2
ROAD	2 - 4	2 - 4	4 - 2	3 - 3	3 - 3	1 - 5	2 - 4	3 - 2	0 - 6	0 - 3
vs. AFC	2 - 2	2 - 2	3 - 1	1 - 3	3 - 1	4 - 0	1 - 3	3 - 1	0 - 4	2 - 0
HOME	1 - 1	2 - 0	1 - 1	1 - 1	1 - 1	2 - 0	0 - 2	1 - 1	0 - 2	1 - 0
ROAD	1 - 1	0 - 2	2 - 0	0 - 2	2 - 0	2 - 0	1 - 1	2 - 0	0 - 2	1 - 0
OUTDOORS	7 - 5	6 - 7	8 - 5	7 - 6	8 - 5	8 - 5	4 - 10	5 - 9	3 - 8	3 - 4
DOMES	2 - 2	1 - 2	3 - 0	1 - 2	2 - 1	0 - 3	1 - 1	1 - 1	0 - 5	0 - 1
NATURAL GRASS	6 - 5	5 - 4	7 - 3	6 - 5	8 - 4	7 - 5	3 - 7	4 - 7	3 - 8	3 - 3
ARTIFICIAL SURFACE	3 - 2	2 - 5	4 - 2	2 - 3	2 - 2	1 - 3	2 - 4	2 - 3	0 - 7	0 - 2
Positive Turnover Margin	4 - 1	6 - 1	7 - 0	4 - 2	9 - 3	5 - 0	4 - 2	2 - 2	1 - 2	2 - 1
Negative Turnover Margin	2 - 2	0 - 6	3 - 2	1 - 4	1 - 3	2 - 4	1 - 9	3 - 5	1 - 10	0 - 3
Equal Turnover Margin	3 - 4	1 - 2	1 - 3	3 - 2	0 - 0	1 - 4	0 - 0	1 - 3	1 - 1	1 - 1
SCORE FIRST	6 - 5	4 - 1	6 - 3	5 - 3	7 - 2	3 - 3	1 - 3	1 - 3	2 - 6	3 - 1
OPP. SCORES FIRST	3 - 2	3 - 8	5 - 2	3 - 5	3 - 4	5 - 5	4 - 8	5 - 7	1 - 7	0 - 4
ALLOW 0-17 POINTS	5 - 0	3 - 1	6 - 3	4 - 2	5 - 2	0 - 0	3 - 1	3 - 1	3 - 1	2 - 0
ALLOW 18+ POINTS	4 - 7	4 - 8	5 - 2	4 - 6	5 - 4	8 - 8	2 - 10	3 - 9	0 - 12	1 - 5
SCORE 0-17 POINTS	0 - 4	2 - 7	1 - 4	1 - 6	1 - 6	0 - 1	0 - 7	1 - 2	1 - 9	1 - 4
SCORE 18+ POINTS	9 - 3	5 - 2	10 - 1	7 - 2	9 - 0	8 - 7	5 - 4	5 - 8	2 - 4	2 - 1
3-POINT GAMES OR LESS	2 - 3	1 - 0	2 - 2	0 - 1	2 - 0	3 - 2	0 - 1	3 - 4	1 - 3	1 - 1
7-POINT GAMES OR LESS	5 - 5	3 - 5	6 - 3	4 - 2	2 - 3	5 - 2	0 - 4	4 - 6	0 - 3	2 - 2
IN OVERTIME	2 - 1	1 - 0	0 - 0	0 - 1	0 - 1	1 - 1	0 - 1	0 - 2	0 - 0	2 - 0
WIN COIN TOSS	4 - 5	5 - 1	6 - 5	4 - 5	5 - 4	4 - 4	3 - 5	2 - 5	2 - 5	3 - 4
LOSE COIN TOSS	5 - 2	2 - 8	5 - 0	4 - 3	5 - 2	4 - 4	2 - 6	4 - 5	1 - 8	0 - 1
LEAD AFTER 1st QTR	6 - 4	3 - 0	6 - 0	6 - 1	8 - 1	2 - 3	1 - 2	1 - 0	2 - 4	2 - 1
TRAIL AFTER 1st QTR	0 - 3	3 - 5	3 - 2	1 - 3	0 - 3	3 - 3	3 - 5	4 - 9	1 - 7	0 - 4
TIED AFTER 1st QTR	3 - 0	1 - 4	2 - 3	1 - 4	2 - 2	3 - 2	1 - 4	1 - 1	0 - 2	1 - 0
LEAD @ HALFTIME	7 - 1	4 - 0	6 - 2	8 - 2	8 - 0	5 - 0	3 - 1	4 - 1	3 - 3	3 - 0
TRAIL @ HALFTIME	2 - 5	1 - 9	4 - 3	0 - 5	1 - 6	2 - 7	2 - 8	2 - 7	0 - 9	0 - 4
TIED @ HALFTIME	0 - 1	2 - 0	1 - 0	0 - 1	1 - 0	1 - 1	0 - 2	0 - 2	0 - 1	0 - 1
LEAD AFTER 3rd QTR	7 - 2	6 - 3	8 - 0	7 - 1	9 - 1	4 - 2	4 - 2	2 - 1	3 - 2	3 - 0
TRAIL AFTER 3rd QTR	2 - 5	1 - 6	3 - 4	1 - 7	1 - 5	3 - 6	1 - 8	4 - 7	0 - 11	0 - 5
TIED AFTER 3rd QTR	0 - 0	0 - 0	0 - 1	0 - 0	0 - 0	1 - 0	0 - 1	0 - 2	0 - 0	0 - 0
TOTAL NET YARDS										
0-200	0 - 0	0 - 1	0 - 2	0 - 1	0 - 3	0 - 0	0 - 0	0 - 1	0 - 1	1 - 0
201-300	4 - 5	3 - 5	5 - 1	2 - 4	5 - 1	1 - 1	3 - 5	1 - 1	0 - 4	0 - 1
301-400	4 - 1	3 - 2	5 - 2	6 - 1	3 - 1	3 - 3	0 - 4	4 - 6	1 - 4	2 - 4
401 +	1 - 1	1 - 1	1 - 0	0 - 2	2 - 1	4 - 4	2 - 2	1 - 2	2 - 4	0 - 0
TOTAL RUSHING YARDS										
0-74	3 - 1	1 - 5	1 - 4	0 - 2	0 - 0	0 - 2	2 - 6	0 - 0	0 - 4	1 - 1
75-99	3 - 3	1 - 2	1 - 0	3 - 1	2 - 2	1 - 2	1 - 2	2 - 6	0 - 5	0 - 0
100-124	0 - 2	2 - 1	6 - 1	2 - 2	3 - 3	3 - 1	1 - 0	2 - 2	1 - 1	0 - 2
125-149	0 - 0	1 - 1	2 - 0	0 - 0	1 - 1	2 - 3	1 - 1	0 - 0	1 - 2	0 - 1
150 +	3 - 1	2 - 0	1 - 0	3 - 3	4 - 0	2 - 0	0 - 2	2 - 2	1 - 1	2 - 1
100-YARD RUSHER	3 - 0	2 - 0	3 - 0	3 - 3	3 - 0	3 - 2	1 - 2	0 - 1	3 - 4	2 - 1
NET PASSING YARDS										
0-149	3 - 2	1 - 2	1 - 3	3 - 3	2 - 4	0 - 0	1 - 0	0 - 1	0 - 2	3 - 0
150-199	3 - 2	2 - 2	5 - 0	0 - 1	3 - 0	1 - 1	2 - 4	2 - 4	1 - 2	0 - 3
200-249	1 - 2	1 - 1	3 - 1	2 - 3	2 - 1	2 - 2	0 - 1	2 - 2	1 - 3	0 - 1
250-299	1 - 1	3 - 2	1 - 1	3 - 1	1 - 0	4 - 1	0 - 4	1 - 2	1 - 1	0 - 1
300 +	1 - 0	0 - 2	1 - 0	0 - 0	2 - 1	1 - 4	2 - 2	1 - 1	0 - 5	0 - 0
300-YARD PASSER	1 - 0	0 - 3	1 - 0	1 - 1	1 - 0	1 - 4	2 - 2	1 - 2	1 - 6	0 - 1
100-YARD RECEIVER	0 - 1	1 - 2	2 - 1	0 - 2	5 - 3	4 - 6	3 - 4	2 - 4	1 - 6	0 - 0



STATISTICS

UPDATED SERIES RECORDS

Includes Postseason

NFC EAST	W	L	T	PCT.	PF	PA	LG W STRK	LONG L STRK	CURRENT STRK
Dallas	11	15	0	0.423	493	561	3	6	L2
N.Y. Giants	33	23	2	0.589	1011	854	5	4	L1
Philadelphia	30	13	1	0.698	926	658	11	5	L2
Washington	23	26	1	0.469	1070	934	6	7	L7
Div. Totals	97	77	4	0.557	3500	3007			

NFC NORTH	W	L	T	PCT.	PF	PA	LG W STRK	LONG L STRK	CURRENT STRK
Chicago	--	--	--	--	--	--	--	--	--
Detroit	97	72	5	0.574	3375	3105	11	6	L1
Green Bay	94	95	6	0.497	3345	3370	8	10	L3
Minnesota	52	59	2	0.468	2206	2379	6	8	L2
Div. Totals	243	226	13	0.518	8926	8854			

NFC WEST	W	L	T	PCT.	PF	PA	LG W STRK	LONG L STRK	CURRENT STRK
Arizona	58	28	6	0.674	1718	1175	9	4	L1
Los Angeles	53	36	3	0.594	2139	1847	8	5	W1
San Francisco	30	33	1	0.476	1293	1466	3	6	W1
Seattle	6	11	0	0.353	352	381	2	4	L3
Div. Totals	147	108	10	0.576	5502	4869			

NFC SOUTH	W	L	T	PCT.	PF	PA	LG W STRK	LONG L STRK	CURRENT STRK
Atlanta	14	13	0	0.519	515	470	5	5	L1
Carolina	6	4	0	0.600	217	194	3	2	W1
New Orleans	15	15	0	0.500	615	579	4	4	L4
Tampa Bay	38	20	0	0.655	1231	952	12	6	L2
Div. Totals	73	52	0	0.584	2578	2195			

NFC TOTALS	560	463	29	0.547	20506	18925			
-------------------	------------	------------	-----------	--------------	--------------	--------------	--	--	--

AFC EAST	W	L	T	PCT.	PF	PA	LG W STRK	LONG L STRK	CURRENT STRK
Buffalo	7	5	0	0.583	240	185	2	2	L1
Miami	4	8	0	0.333	208	304	2	4	L1
New England	4	9	0	0.308	219	298	3	4	L4
N.Y. Jets	8	3	0	0.727	221	168	4	2	W4
Div. Totals	23	25	0	0.479	888	955			

AFC NORTH	W	L	T	PCT.	PF	PA	LG W STRK	LONG L STRK	CURRENT STRK
Baltimore	4	2	0	0.667	97	101	2	1	W2
Cincinnati	4	6	0	0.400	181	188	2	2	W1
Cleveland	6	9	0	0.400	277	379	2	3	W2
Pittsburgh	22	7	1	0.759	610	407	10	3	W3
Div. Totals	36	24	1	0.600	1165	1075			

AFC WEST	W	L	T	PCT.	PF	PA	LG W STRK	LONG L STRK	CURRENT STRK
Denver	7	8	0	0.467	291	0	3	2	L2
Kansas City	7	5	0	0.583	185	224	3	1	W1
Oakland	7	7	0	0.500	256	249	3	3	W1
San Diego	7	5	0	0.353	204	232	3	3	W2
Div. Totals	28	25	0	0.528	936	705			

AFC SOUTH	W	L	T	PCT.	PF	PA	LG W STRK	LONG L STRK	CURRENT STRK
Houston	0	4	0	0.000	49	91	0	5	L5
Indianapolis	19	24	0	0.442	889	927	6	7	L1
Jacksonville	4	3	0	0.571	169	116	1	1	L1
Tennessee	6	6	0	0.500	259	272	3	2	L1
Div. Totals	29	37	0	0.439	1366	1406			

AFC TOTALS	116	111	1	0.511	4355	4141			
-------------------	------------	------------	----------	--------------	-------------	-------------	--	--	--



93 SAM ACHO

Ht: 6-3 **Wt:** 260
Age: 29 **College:** Texas
Bears Season: 3 **NFL Season:** 7
Acquired: Unrestricted free agent in 2015 (ARI)

LINEBACKER

PRO CAREER: Appeared in 90 games with 49 starts over seven seasons with the Chicago Bears (2011-14) and the Chicago Bears (2015-17), producing 230 tackles, 14 sacks, 22 TFLs, 3 interceptions, 10 pass breakups, 9 forced fumbles and 3 fumble recoveries (2 defensive and one of his own teammate's on special teams) ... added 29 tackles on special teams ... in one postseason contest with the Cardinals, registered 7 tackles, including a strip-sack that was recovered by Arizona's defense ... 7 sacks in 2011 were the second most by a Cardinals rookie in franchise history, trailing Simeon Rice's 12.5 in 1996 ... became the first Cardinals rookie to have a sack in three-straight games since Rice in 1996.

2017 SEASON: Appeared in seven games (three starts), recording 18 tackles and 13 STTs.

2017 CHICAGO BEARS

Date	W/L	Opponent	Tkls-S	Sk-YL	INT-Yds	PD	FF	FR	TFL
9/10	L	ATL	3-1	0-0	0-0	0	0	0	0
9/17*	L	at TB	3-2	0-0	0-0	0	0	0	0
9/24*	W	PIT	0-0	0-0	0-0	0	0	0	0
9/28	L	at GB	0-0	0-0	0-0	0	0	0	0
10/9	L	MIN	2-2	0-0	0-0	0	0	0	0
10/15*	W	at BAL	3-3	0-0	0-0	0	0	0	0
10/22	W	CAR	3-2	0-0	0-0	0	0	0	0
10/29*	L	at NO	4-3	0-0	0-0	0	0	0	0
11/12		GB							
11/19		DET							
11/26		at PHI							
12/3		SF							
12/10		at CIN							
12/16		at DET							
12/24		CLE							
12/31		at MIN							
Totals	2-3		18-13	0-0	0-0	0	0	0	0

*Denotes Game Started

SAM ACHO'S NFL STATISTICS

REGULAR SEASON

Year	Team	GP	GS	Tackles					Interceptions					Fumbles			Misc.	
				Tot	S	A	Sk	Yds	No	Yds	Lg	TD	PD	FF	FR	Yds	TFL	STT
2011	Arizona	16	10	36	30	6	7.0	50.0	0	0	-	0	2	4	1	1	5.0	7
2012	Arizona	16	16	45	32	13	4.0	18.0	2	2	2	0	3	2	0	0	6.0	3
2013	Arizona	3	2	3	3	0	1.0	9.0	0	0	-	0	0	1	1	0	1.0	2
2014	Arizona	16	4	28	21	7	1.0	15.0	1	3	3	0	3	0	0	0	4.0	3
2015	Chicago	15	7	60	31	29	0.0	0.0	0	0	-	0	1	1	1	0	3.0	8
2016	Chicago	16	6	40	23	17	1.0	3.0	0	0	-	0	1	1	0	0	3.0	3
2017	Chicago	8	4	18	13	5	0.0	0.0	0	0	-	0	0	0	0	0	0.0	1
Bears totals		39	17	118	67	51	1.0	3.0	0	0	-	0	2	2	1	0	6.0	12
NFL totals		90	49	230	153	77	14.0	95.0	3	5	3	0	10	9	3	1	22.0	27

SEASON / CAREER / PLAYOFF HIGHS

	2017	Career	Playoff
Tackles	4, at NO (10/29)	8, twice	7, at CAR (1/3/15)
Solos	3, twice	5, twice	2, at CAR (1/3/15)
Sacks	None	2, at STL (11/27/11)	1, at CAR (1/3/15)
Tackles for Loss	None	2, twice	None



38 ADRIAN AMOS

Ht: 6-0

Wt: 214

Age: 24

College: Penn State

Bears Season: 3

NFL Season: 3

Acquired: 5th round of the 2015 draft (142nd overall)

DEFENSIVE BACK

PRO CAREER: Appeared in 39 games with 35 starts over three seasons with the Chicago Bears (2015-17), producing 203 tackles, 1.0 sack, 9 TFLs, 11 pass breakups, 2 forced fumbles, 2 fumble recoveries and 1 interception (returned for a touchdown) ... adds 5 tackles on special teams ... named to Mel Kiper and the PFWA's all-Rookie teams following a 2015 season in which he started all 16 games, collecting a team-high 108 tackles, including 1 sack, 3 TFLs and 4 PBU's ... became the first Bears rookie to lead the team in defensive tackles (based on coaches review) since Brian Urlacher (2000).

HONORS AND AWARDS: 2015: All-Rookie (PFWA & Mel Kiper); Brian Piccolo Award.

2017 SEASON: Appeared in eight games (5 starts), recording 35 tackles, 3 pass breakups, 3 TFLs, 1 forced fumble, 1 fumble recovery and 1 interception... Recorded his first career interception and returned it 90 yards for a touchdown at BAL (10/15).

2017 CHICAGO BEARS

Date	W/L	Opponent	Tkls-S	Sk-VL	INT-Yds	PD	FF	FR	TFL
9/10	L	ATL	0-0	0-0	0-0	0	0	0	0
9/17	L	at TB	0-0	0-0	0-0	0	0	0	0
9/24	W	PIT	0-0	0-0	0-0	0	0	0	0
9/28*	L	at GB	8-7	0-0	0-0	0	0	0	0
10/9*	L	MIN	8-8	0-0	0-0	0	0	0	0
10/15*	W	at BAL	8-6	0-0	1-90	2	0	0	1
10/22*	W	CAR	6-6	0-0	0-0	1	0	0	1
10/29*	L	at NO	5-5	0-0	0-0	0	1	1	2
11/12		GB							
11/19		DET							
11/26		at PHI							
12/3		SF							
12/10		at CIN							
12/16		at DET							
12/24		CLE							
12/31		at MIN							
Totals	2-3		35-32	0-0	1-90	3	1	1	4

*Denotes Game Started

ADRIAN AMOS' NFL STATISTICS

REGULAR SEASON

Year	Team	GP	GS	Tackles				Interceptions				Fumbles			Misc.			
				Tot	S	A	Sk	Yds	No	Yds	Lg	TD	PD	FF	FR	Yds	TFL	STT
2015	Chicago	16	16	108	78	30	1.0	7.0	0	0	-	0	4	0	0	0	3.0	1
2016	Chicago	15	14	60	50	10	0.0	0.0	0	0	-	0	4	1	1	21	2.0	3
2017	Chicago	8	5	35	32	3	0.0	0.0	1	90	90t	1	3	1	1	4	4.0	1
NFL totals		39	35	203	160	43	1.0	7.0	1	90	90t	1	11	2	2	25	9.0	5

SEASON / CAREER / PLAYOFF HIGHS

	2017	Career	Playoff
Tackles	8, three times	11, twice	None
Solos	8, vs. MIN (10/9)	9, vs. WAS (12/13/15)	None
Tackles For Loss	2, at NO (10/29)	Same	None
Interceptions	1, at BAL (10/15)	Same	None
Sacks	None	1, vs. DEN (11/22/15)	None

**20****PRINCE
AMUKAMARA****Ht:** 6-0**Wt:** 202**Age:** 28**College:** Nebraska**Bears Season:** 1**NFL Season:** 7**Acquired:** Unrestricted free agent in 2017 (JAX)**DEFENSIVE BACK**

PRO CAREER: Appeared in 75 contests with 61 starts over seven seasons for the New York Giants (2011-15), Jacksonville Jaguars (2016) and Chicago Bears (2017) ... compiled 325 tackles, 7 interceptions, 52 pass breakups, 3 forced fumbles, 2 fumble recoveries and 7 TFLs ... won a Super Bowl as a rookie for the New York Giants in 2011.

2017 SEASON: Appeared in six games (four starts), recording 15 tackles and 3 pass defenses. Inactive for Games 1 and 2.

PREVIOUS SEASONS: 2016: Appeared in 14 games with 12 starts for the Jacksonville Jaguars, recording 49 tackles, 6 pass breakups and 1 TFL. **2015:** Played in 11 games with 10 starts and totaled 63 tackles (55 solo), 9 passes defended, 1 interception, 1 forced fumble and 1 fumble recovery ... missed five games due to a pectoral injury. **2014:** Started each of the season's first eight games ... recorded 46 tackles and a career-high 3 interceptions which tied for 2nd on the team. Suffered a torn right bicep on 11/3 vs. Indianapolis and was put on injured reserve. **2013:** Started every game for the first time in his career ... finished 4th on the team with 83 tackles and was second with 14 passes defended. **2012:** Played in 13 games with 11 starts at RCB ... finished the season with 59 tackles, 1 interception and 6 passes defended. **2011:** Played in the final seven regular season games and all four postseason contests as a rookie for the Super Bowl winning New York Giants, recording 14 tackles, 1 interception, 2 pass breakups and 1 fumble recovery ... season was shortened because of a fractured foot suffered in training camp.

2017 CHICAGO BEARS

Date	W/L	Opponent	Tkls-S	Sk-YL	INT-Yds	PD	FF	FR	TFL
9/10	L	ATL							
9/17	L	at TB							
9/24	W	PIT	3-2	0-0	0-0	2	0	0	0
9/28	L	at GB	0-0	0-0	0-0	0	0	0	0
10/9*	L	MIN	4-4	0-0	0-0	0	0	0	0
10/15*	W	at BAL	2-2	0-0	0-0	0	0	0	0
10/22*	W	CAR	4-4	0-0	0-0	1	0	0	0
10/29*	L	at NO	2-2	0-0	0-0	0	0	0	0
11/12		GB							
11/19		DET							
11/26		at PHI							
12/3		SF							
12/10		at CIN							
12/16		at DET							
12/24		CLE							
12/31		at MIN							
Totals	2-2		15-14	0-0	0-0	3	0	0	0

*Denotes Game Started



PRINCE AMUKAMARA'S NFL STATISTICS

REGULAR SEASON

Year	Team	GP	GS	Tackles					Interceptions					Fumbles			Misc.	
				Tot	S	A	Sk	Yds	No	Yds	Lg	TD	PD	FF	FR	Yds	TFL	STT
2011	N.Y. Giants	7	0	14	12	2	0.0	0.0	1	0	0	0	3	0	1	0	0.0	0
2012	N.Y. Giants	13	11	59	45	14	0.0	0.0	1	0	0	0	6	0	0	0	1.0	0
2013	N.Y. Giants	16	16	83	72	11	0.0	0.0	1	-4	-4	0	14	2	0	0	4.0	0
2014	N.Y. Giants	8	8	46	37	9	0.0	0.0	3	66	38	0	11	0	0	0	0.0	0
2015	N.Y. Giants	11	10	63	55	8	0.0	0.0	1	6	6	0	9	1	1	0	1.0	0
2016	Jacksonville	14	12	49	46	3	0.0	0.0	0	0	-	0	5	0	0	0	1.0	0
2017	Chicago	6	4	15	14	1	0.0	0.0	0	0	-	0	3	0	0	0	0.0	0
NFL totals		75	61	325	285	40	0.0	0.0	7	68	38	0	52	3	2	0	7.0	0

POSTSEASON

Year	Team	GP	GS	Tackles					Interceptions					Fumbles			Misc.	
				Tot	S	A	Sk	Yds	No	Yds	Lg	TD	PD	FF	FR	Yds	TFL	STT
2011	N.Y. Giants	4	0	3	2	1	0.0	0.0	0	0	-	0	0	0	0	0	0.0	0

SEASON / CAREER / PLAYOFF HIGHS

	2017	Career	Playoff
Tackles	4, twice	10, twice	2, vs. ATL (1/8/12)
Solos	4, twice	10, vs. DEN (9/15/13)	1, twice
Tackles For Loss	None	1, seven times	None
Sacks	None	None	None
Interceptions	None	1, 7 times	None



58 JONATHAN ANDERSON

Ht: 6-1**Wt:** 235**Age:** 26**College:** TCU**Bears Season:** 3**NFL Season:** 3**Acquired:** Undrafted free agent in 2015

LINEBACKER

PRO CAREER: In his third season, appeared in 25 contests with 3 starts for the Bears (2015-17) ... compiled 47 tackles, 1 interception, 5 pass breakups and 2 TFLs ... tallied 8 STTs ... in 2015, and teammate Harold Jones-Quartey became the first pair of undrafted rookies to record interceptions in the same season in Bears history.

2017 SEASON: Has played in six games for the Bears this season, making four tackles, three coming against Minnesota...Waived prior to Game 8, before being added to the practice squad.

PREVIOUS SEASONS: 2016: Appeared in 8 games (Games 1-3, 11-14 & 16), recording 3 tackles and 5 special teams tackles ... spent Weeks 4-12 on the practice squad. **2015:** Finished his rookie campaign recording 40 tackles, 1 interception, 5 pass breakups and 2 TFLs ... 40 tackles ranked 2nd among Bears rookies and 5 pass breakups led the Bears LB corps ... he and Harold Jones-Quartey became the first pair of undrafted rookies to record interceptions in the same season in Bears history.

2017 CHICAGO BEARS

Date	W/L	Opponent	Tkls-S	Sk-YL	INT-Yds	PD	FF	FR	TFL
9/10	L	ATL	PRACTICE SQUAD						
9/17	L	at TB	1-1	0-0	0-0	0	0	0	0
9/24	W	PIT	0-0	0-0	0-0	0	0	0	0
9/28	L	at GB	0-0	0-0	0-0	0	0	0	0
10/9	L	MIN	3-2	0-0	0-0	0	0	0	0
10/15	W	at BAL	0-0	0-0	0-0	0	0	0	0
10/22	W	CAR	0-0	0-0	0-0	0	0	0	0
10/29	L	at NO	NOT WITH TEAM						
11/12		GB							
11/19		DET							
11/26		at PHI							
12/3		SF							
12/10		at CIN							
12/16		at DET							
12/24		CLE							
12/31		at MIN							
Totals			4-3	0-0	0-0	0	0	0	0

*Denotes Game Started

JONATHAN ANDERSON'S CAREER STATISTICS

REGULAR SEASON

Year	Team	GP	GS	Tackles				Interceptions				Fumbles			Misc.			
				Tot	S	A	Sk	Yds	No	Yds	Lg	TD	PD	FF	FR	Yds	TFL	STT
2015	Chicago	11	3	40	31	9	0.0	0.0	1	0	-	0	5	0	0	0	2.0	3
2016	Chicago	8	0	3	1	2	0.0	0.0	0	0	-	0	0	0	0	0	0.0	5
2017	Chicago	6	0	4	3	1	0.0	0.0	0	0	-	0	0	0	0	0	0.0	0
NFL totals		25	3	47	35	12	0.0	0.0	1	0	-	0	5	0	0	0	2.0	8

SEASON / CAREER / PLAYOFF HIGHS

	2017	Career	Playoff
Tackles	3, vs. MIN (10/9)	13, at SD (10/19/15)	None
Solos	2, vs. MIN (10/9)	11, at SD (10/9/15)	None
Tackles For Loss	None	1, twice	None
Sacks	None	None	None



4 CONNOR BARTH

Ht: 5-11

Age: 31

Bears Season: 2

Acquired: Waived FA in 2016 (NO)

Wt: 190

College: North Carolina

NFL Season: 10

KICKER

PRO CAREER: Enters his 10th NFL season, appearing in 107 games with the Chiefs (2008), Buccaneers (2009-12, 2015), Broncos (2014) and Bears (2016-17) ... made 164 of 198 career field goals and 218 of 220 extra points ... saw action in one postseason contest with Denver in 2014, converting 2 of 2 field goals.

2017 SEASON: 7-11 on field goals (long of 54) and 13-13 on PATs... Connected on 40-yard game-winning field goal in overtime at BAL (10/15).

PREVIOUS SEASONS: **2016:** Appeared in 16 games for the Bears ... made 18 of 23 field goals (78.3%) ... made 30 of 31 PATs and totaled 85 points ... made a long field goal of 54. **2015:** Appeared in 12 games for the Buccaneers ... made 23 of 28 field goals (82.1%) ... made 25 of 26 PATs ... made a long of 53. **2014:** Appeared in 5 games for the Broncos ... made 15 of 16 field goals (93.8%) ... made 15 of 15 PATs ... made a long of 50. **2012:** Appeared in 15 games for the Buccaneers ... made 28 of 33 field goals (84.8%) ... made 39 of 39 PATs ... made a career long of 57. **2011:** Appeared in 16 games for the Buccaneers ... made 26 of 28 field goals (92.9%) ... Made 23 of 23 PATs ... made a long of 55. **2010:** Appeared in 16 games for the Buccaneers ... made 23 of 28 field goals (82.1%) ... made 36 of 36 PATs ... made a long of 53. **2009:** Appeared in 9 games for the Buccaneers ... made 14 of 19 field goals (73.7%) ... made 12 of 12 PATs ... made a long of 54. **2008:** Appeared in 10 games for the Chiefs ... made 10 of 12 field goals (83.3%) ... Made 24 of 24 PATs ... made a long of 45.

2017 CHICAGO BEARS

Date	W/L	Opp.	PAT	FG	PTS	FGs (Missed)
9/10	L	ATL	2-2	1-1	5	54
9/17	L	at TB	1-1	0-0	1	
9/24	W	PIT	2-2	1-2	5	24, (47)
9/28	L	at GB	2-2	0-1	2	(47)
10/9	L	MIN	1-1	0-0	1	
10/15	W	at BAL	3-3	2-2	9	24, 40
10/22	W	CAR	2-2	1-2	5	19 (52b)
10/29	L	at NO	0-0	2-3	6	27, (48), 44
11/12		GB				
11/19		DET				
11/26		at PHI				
12/3		SF				
12/10		at CIN				
12/16		at DET				
12/24		CLE				
12/31		at MIN				
Totals			13-13	7-11	34	



CONNOR BARTH'S NFL STATISTICS

REGULAR SEASON

Year	Team	GP	FG-FGA	Pct	Lg	Blk	XP-XPA	Pct	Blk	Points
2008	Kansas City	10	10-12	83.3	45	0	24-24	100.0	0	54
2009	Tampa Bay	9	14-19	73.7	54	0	12-12	100.0	0	54
2010	Tampa Bay	16	23-28	82.1	53	0	36-36	100.0	0	105
2011	Tampa Bay	16	26-28	92.9	55	0	23-23	100.0	0	101
2012	Tampa Bay	15	28-33	84.8	57	0	39-39	100.0	0	123
2014	Denver	5	15-16	93.8	50	0	15-15	100.0	0	60
2015	Tampa Bay	12	23-28	82.1	53	0	25-26	96.2	0	94
2016	Chicago	16	18-23	78.3	54	1	31-32	96.9	0	85
2017	Chicago	8	7-11	63.6	54	1	13-13	100.0	0	34
NFL Totals		107	164-198	82.8	57	2	218-220	99.1	0	710

ADDITIONAL STATS: Special Teams Tackles -- 15; 2005 (2), 2006 (2), 2007 (1), 2008 (2), 2009 (3), 2010 (3), 2013 (1), 2015 (1). **Punting -- 3 for 86 yards;** 2005 (1 for 28 yards), 2007 (2 for 58 yards).


Year	Team	1-19	Pct	20-29	Pct	30-39	Pct	40-49	Pct	50+	Pct
2008	Kansas City	0-0	-	6-6	100.0	3-4	75.0	1-1	100.0	0-1	0.0
2009	Tampa Bay	0-0	-	2-2	100.0	4-6	66.7	5-7	71.4	3-4	75.0
2010	Tampa Bay	0-0	-	6-6	100.0	10-10	100.0	6-10	60.0	1-2	50.0
2011	Tampa Bay	0-0	-	5-5	100.0	6-6	100.0	13-14	92.9	2-3	66.7
2012	Tampa Bay	0-0	-	7-7	100.0	3-4	75.0	12-13	92.3	6-9	66.7
2014	Denver	2-2	100.0	4-4	100.0	5-5	100.0	3-4	75.0	1-1	100.0
2015	Tampa Bay	0-0	-	9-9	100.0	8-8	100.0	3-6	50.0	3-5	60.0
2016	Chicago	0-0	-	7-8	87.5	7-8	87.5	3-4	75.0	1-3	33.3
2017	Chicago	1-1	100.0	2-2	-	0-0	-	2-5	40.0	1-2	50.0
NFL Totals		3-3	100.0	48-49	98.0	46-51	90.2	48-64	75.0	18-30	60.0

POSTSEASON

Year	Team	GP	FG-FGA	Pct	Lg	Blk	XP-XPA	Pct	Blk	Points	
2014	Denver	1	2-2	100.0	45	0	1-1	100.0	0	7	
Postseason		1	2-2	100.0	45	0	1-1	100.0	0	7	
Year	Team	1-19	Pct	20-29	Pct	30-39	Pct	40-49	Pct	50+	Pct
2014	Denver	0-0	-	0-0	-	0-0	-	2-2	100.0	0-0	-
Postseason		0-0	-	0-0	-	0-0	-	2-2	100.0	0-0	-

SEASON / CAREER / PLAYOFF HIGHS

	2017	Career	Playoff
FG Attempts	3, at NO (10/29)	5, four times	2, vs. IND (1/11/15)
Made FGs	2, twice	5, two times	2, vs. IND (1/11/15)
Longest FG	54, vs. ATL (9/10)	57, vs. WAS (9/30/12)	45, vs. IND (1/11/15)
PAT Attempts	3, at BAL (10/15)	6, twice	1, vs. IND (1/11/15)
Made PATs	3, at BAL (10/15)	6, twice	1, vs. IND (1/11/15)
Points	9, at BAL (10/15)	17, at KC (11/30/14)	7, vs. IND (1/11/15)



15 JOSHUA BELLAMY

Ht: 6-0

Wt: 211

Age: 28

College: Louisville

Bears Season: 4

NFL Season: 4

Acquired: Waived free agent in 2014 (NO)

WIDE RECEIVER

PRO CAREER: Appeared in 52 games (7 starts) in five seasons with Kansas City (2012), Washington (2013) and Chicago (2014-17), hauling in 48 receptions for 620 yards (12.9 avg) and 3 touchdowns ... coming off a career-high 282 receiving yards in 2016 ... has 6 kickoff returns for 128 yards (21.3 avg), 17 STTs and 1 opponent fumble recovery on a muffed punt.

2017 SEASON: Appeared in eight games (two starts), catching 10 passes for 114 yards (11.4 avg)... Adds 2 STTs.

HONORS AND AWARDS: 2016: Brian Piccolo Award.

2017 CHICAGO BEARS

Date	W/L	Opp.	Rec	Yds	Avg	Long	TD
9/10	L	ATL	3	27	9.0	14	0
9/17*	L	at TB	4	51	12.8	17	0
9/24	W	PIT	0	0	0.0	-	0
9/28*	L	at GB	3	36	12.0	15	0
10/9	L	MIN	0	0	0.0	-	0
10/15	W	at BAL	0	0	0.0	-	0
10/22	W	CAR	0	0	0.0	-	0
10/29	L	at NO	0	0	0.0	-	0
11/12		GB					
11/19		DET					
11/26		at PHI					
12/3		SF					
12/10		at CIN					
12/16		at DET					
12/24		CLE					
12/31		at MIN					
Totals	0-2		10	114	11.4	17	0

*Denotes Game Started

JOSHUA BELLAMY'S NFL STATISTICS

REGULAR SEASON

Year	Team	GP-GS	Rec	Yds	Avg	Lg	TD	Rush	Yds	Avg	Lg	TD	STT
2012	Kansas City	3-0	0	0	-	-	0	0	0	-	-	0	0
2013	Washington	5-0	0	0	-	-	0	0	0	-	-	0	0
2014	Chicago	4-0	0	0	-	-	0	0	0	-	-	0	0
2015	Chicago	16-3	19	224	11.8	48t	2	0	0	-	-	0	10
2016	Chicago	16-2	19	282	14.8	31	1	4	37	9.3	22	0	5
2017	Chicago	8-2	10	114	11.4	14	0	0	0	0.0	-	0	2
Bears totals		44-7	48	620	12.9	48t	3	4	37	9.3	22	0	17
NFL totals		52-7	48	620	12.9	48t	3	4	37	9.3	22	0	17

ADDITIONAL STATS: Kickoff Returns-- 6 for 113; 2012 KC (5 for 101); 2015 CHI (1 for 12).

SEASON / CAREER / PLAYOFF HIGHS

	2017	Career	Playoff
Receptions.....	4, at TB (9/17)	6, at KC (10/11/15)	None
Receiving Yards.....	51, at TB (9/17)	Same	None
Longest Reception.....	17, at TB (9/17)	48t, vs. ARI (9/20/15)	None
Receiving TDs.....	None	1, three times	None



85 DANIEL BROWN

Ht: 6-5**Wt:** 243**Age:** 24**College:** James Madison**Bears Season:** 2**NFL Season:** 3**Acquired:** Waived FA gent in 2016 (BAL)

TIGHT END

PRO CAREER: Owns 23 receptions for 197 yards (8.6 avg) and 1 touchdown in 20 games (4 starts) over two NFL seasons with the Baltimore Ravens (2015) and Chicago Bears (2016) ... coming off of career-highs in receptions (16) and yards (124).

2017 SEASON: Appeared in six games as a reserve, recording 1 reception for 9 yards (9.0 avg)... Inactive for Game 3.

PREVIOUS SEASONS: 2016: Appeared in 8 games with 3 starts after being claimed off waivers by the Ravens ... caught 16 passes for 124 yards (7.8 avg) and 1 touchdown with the Bears ... caught the game's opening touchdown against the Tennessee Titans (11/27). **2015:** Recorded 64 yards on 6 receptions (10.7 avg.) for the league's No. 8 passing attack (266.9 ypg) ... established career highs in receptions (5) and receiving yards (47), including a 31-yard career long, in his first-career start vs. Seattle (12/13) ... secured his first-career reception for 17 yards on a fourth-quarter scoring drive at Miami (12/6) ... caught a 52-yard TD reception on Baltimore's second possession that was nullified by a disputed offensive pass interference call ... made NFL debut at Cleveland (11/30).

2017 CHICAGO BEARS

Date	W/L	Opp.	Rec	Yds	Avg	Long	TD	
9/10	L	ATL	0	0	0.0	-	0	
9/17	L	at TB	0	0	0.0	-	0	
9/24	W	PIT	INACTIVE					
9/28	L	at GB	INACTIVE					
10/9	L	MIN	0	0	0.0	-	0	
10/15	W	at BAL	0	0	0.0	-	0	
10/22	W	CAR	0	0	0.0	-	0	
10/29	L	at NO	1	9	9.0	-	0	
11/12		GB						
11/19		DET						
11/26		at PHI						
12/3		SF						
12/10		at CIN						
12/16		at DET						
12/24		CLE						
12/31		at MIN						

Totals 0-0 1 9 9.0 0 0

*Denotes Game Started

DANIEL BROWN'S NFL STATISTICS

REGULAR SEASON

Year	Team	GP-GS	Rec	Yds	Avg	Lg	TD
2015	Baltimore	6-1	6	64	10.7	31	0
2016	Chicago	8-3	16	124	7.8	12	1
2017	Chicago	6-0	1	9	9.0	0	0
NFL Totals		20-4	23	197	8.6	31	1

SEASON / CAREER / PLAYOFF HIGHS

	2017	Career	Playoff
Receptions	1, at NO (10/29).....	6, at DET (12/11/16).....	None
Receiving Yards	9, at NO (10/29).....	47, at SEA (12/13/15).....	None
Longest Reception	9, at NO (10/29).....	31, at SEA (12/13/15).....	None
Receiving TDs	None.....	1, vs. TEN (11/27/16).....	None



90 JONATHAN BULLARD

Ht: 6-3**Wt:** 290**Age:** 24**College:** Florida**Bears Season:** 2**NFL Season:** 2**Acquired:** 2nd round of the 2014 draft (51st overall)

DEFENSIVE LINE

PRO CAREER: Appeared in 22 games (1 start) for the Bears over two seasons (2015-16) ... totaled 33 tackles, 1 sack, 1 forced fumble, 1 pass defense and 3 TFLs ... made NFL debut against Houston (9/11/16) and made first career sack at Indianapolis (10/9/16).

2017 SEASON: Appeared in eight games as a reserve, recording 9 tackles, 1 forced fumble and 1 pass defense.

2016 SEASON: Totaled 24 tackles, 1 sack, 3 TFLs ... one of three Bears rookies to record a sack.

2017 CHICAGO BEARS

Date	W/L	Opponent	Tkls-S	Sk-YL	INT-Yds	PD	FF	FR	TFL
9/10	L	ATL	0-0	0-0	0-0	0	0	0	0
9/17	L	at TB	1-1	0-0	0-0	0	0	0	0
9/24	W	PIT	2-2	0-0	0-0	0	0	0	0
9/28	L	at GB	0-0	0-0	0-0	1	0	0	0
10/9	L	MIN	1-1	0-0	0-0	0	0	0	0
10/15	W	at BAL	0-0	0-0	0-0	0	0	0	0
10/22	W	CAR	2-1	0-0	0-0	0	0	0	0
10/29	L	at NO	3-3	0-0	0-0	0	1	0	0
11/12		GB							
11/19		DET							
11/26		at PHI							
12/3		SF							
12/10		at CIN							
12/16		at DET							
12/24		CLE							
12/31		at MIN							
Totals	0-0		9-8	0-0	0-0	1	1	0	0

*Denotes Game Started

JONATHAN BULLARD'S CAREER STATISTICS

REGULAR SEASON

Year	Team	GP	GS	Tackles				Interceptions				Fumbles			Misc.				
				Tot	S	A	Sk	Yds	No	Yds	Lg	TD	PD	FF	FR	Yds	TFL	STT	
2016	Chicago	14	1	24	18	6	1.0	3	0	0	-	0	0	0	0	0	0	3.0	0
2017	Chicago	8	0	9	8	1	0.0	0	0	0	-	0	1	1	0	0	0	0.0	0
NFL totals		22	1	33	26	7	1.0	3	0	0	-	0	1	1	0	0	0	3.0	0

SEASON / CAREER / PLAYOFF HIGHS

	2017	Career	Playoff
Tackles	3, at NO (10/29)	3, four times	None
Solos	3, at NO (10/29)	3, four times	None
Tackles For Loss	None	1, three times	None
Sacks	None	1, at IND (10/9/16)	None



46 MICHAEL BURTON

Ht: 6-0**Wt:** 247**Age:** 25**College:** Rutgers**Bears Season:** 1**NFL Season:** 3**Acquired:** Waived free agent in 2017 (DET)

FULLBACK

PRO CAREER: Appeared in 39 games with 8 starts over three seasons with the Detroit Lions (2015-16) and Chicago Bears (2017), recording 5 carries for 9 yards (1.8 avg) and 7 receptions for 47 yards (6.7 avg) and one touchdown ... adds 4 career special teams tackles.

2017 SEASON: Appeared in eight games (one start) carrying the ball one time for 7 yards (7.0 avg) and catching one pass for 8 yards (8.0 avg).

PREVIOUS SEASONS: 2016: Appeared in 15 games (Games 1-15) for the Detroit Lions, recording 1 special team tackle. **2015:** Played in all 16 games as a rookie, including 7 starts ... carried the ball 4 times for 2 yards (0.5 avg) and caught 6 passes for 39 yards (6.5 avg) and 1 TD ... also added 3 special teams tackles.

2017 CHICAGO BEARS

Date	W/L	Opp.	Rush	Yards	Avg.	Lg	TD	Rec.	Yards	Avg.	Lg	TD
9/10	L	ATL	1	7	7.0	7	0	0	0	0.0	-	0
9/17*	L	at TB	0	0	0.0	-	0	0	0	0.0	-	0
9/24	W	PIT	0	0	0.0	-	0	0	0	0.0	-	0
9/28	L	at GB	0	0	0.0	-	0	0	0	0.0	-	0
10/9	L	MIN	0	0	0.0	-	0	0	0	0.0	-	0
10/15	W	at BAL	0	0	0.0	-	0	1	8	8.0	8	0
10/22	W	CAR	0	0	0.0	-	0	0	0	0.0	-	0
10/29	L	at NO	0	0	0.0	-	0	0	0	0.0	-	0
11/12		GB										
11/19		DET										
11/26		at PHI										
12/3		SF										
12/10		at CIN										
12/16		at DET										
12/24		CLE										
12/31		at MIN										
Totals	0-1		1	7	7.0	7	0	1	8	8.0	8	0

*Denotes Game Started


MICHAEL BURTON'S NFL STATISTICS

REGULAR SEASON

Year	Team	GP-GS	Rush	Yds	Avg	Lg	TD	Rec	Yds	Avg	Lg	TD	STT
2015	Detroit	16-7	4	2	0.5	2	0	6	39	6.5	12	1	3
2016	Detroit	15-0	0	0	0.0	-	0	0	0	0.0	-	0	1
2017	Chicago	8-1	1	7	7.0	7	0	1	8	8.0	8	0	0
NFL totals		39-8	5	9	1.8	7	0	7	47	6.7	12	1	4

SEASON / CAREER / PLAYOFF HIGHS

	2017	Career	Playoff
Rushes	1, vs. ATL (9/10)	1, three times	None
Rushing Yards	7, vs. ATL (9/10)	Same	None
Longest Run	7, vs. ATL (9/10)	Same	None
Receptions	1, at BAL (10/15)	2, at NO (12/21/15)	None
Receiving Yards	8, at BAL (10/15)	12, at STL (12/13/15)	None
Longest Reception	8, at BAL (10/15)	12, at STL (12/13/15)	None
Receiving TDs	None	1, at NO (12/21/15)	None



26 DEON BUSH

Ht: 6-0 **Wt:** 200
Age: 24 **College:** Miami (Fla.)
Bears Season: 2 **NFL Season:** 2
Acquired: 4th round of the 2016 draft (124th overall)

DEFENSIVE BACK

PRO CAREER: Begins second NFL season, appearing in 17 games with 6 starts for the Chicago Bears (2016-17) ... owns 22 tackles, 1 pass breakup and 2 STTs.

2017 SEASON: Appeared in six games as a reserve, recording 1 STT. Inactive games 2 and 3.

2016 SEASON: Played in 11 games (Games 3, 6-15), starting 6 (Games 10-15), recording 22 tackles and 1 pass breakup and 1 STT.

2017 CHICAGO BEARS

Date	W/L	Opponent	Tkls-S	Sk-YL	INT-Yds	PD	FF	FR	TFL
9/10	L	ATL	0-0	0-0	0-0	0	0	0	0
9/17	L	at TB			INACTIVE				
9/24	W	PIT			INACTIVE				
9/28	L	at GB	0-0	0-0	0-0	0	0	0	0
10/9	L	MIN	0-0	0-0	0-0	0	0	0	0
10/15	W	at BAL	0-0	0-0	0-0	0	0	0	0
10/22	W	CAR	0-0	0-0	0-0	0	0	0	0
10/29	L	at NO	0-0	0-0	0-0	0	0	0	0
11/12		GB							
11/19		DET							
11/26		at PHI							
12/3		SF							
12/10		at CIN							
12/16		at DET							
12/24		CLE							
12/31		at MIN							
Totals	0-0		0-0	0-0	0-0	0	0	0	0

DEON BUSH'S CAREER STATISTICS

REGULAR SEASON

Year	Team	GP	GS	Tackles				Yds	Interceptions				Fumbles			Misc.		
				Tot	S	A	Sk		No	Yds	Lg	TD	PD	FF	FR	Yds	TFL	STT
2016	Chicago	11	6	22	17	5	0.0	0.0	0	0	-	0	1	0	0	0	0.0	1
2017	Chicago	6	0	0	0	0	0.0	0.0	0	0	-	0	0	0	0	0	0.0	1
NFL totals		17	6	22	17	5	0.0	0.0	0	0	-	0	1	0	0	0	0.0	2

SEASON / CAREER / PLAYOFF HIGHS

	2017	Career	Playoff
Tackles	None	8, at NYG (11/20/16)	None
Solos	None	6, at NYG (11/20/16)	None
Tackles For Loss	None	None	None
Interceptions	None	None	None



37 BRYCE CALLAHAN

Ht: 5-9 Wt: 191
Age: 26 College: Rice
Bears Season: 3 NFL Season: 3
Acquired: Undrafted free agent in 2015

DEFENSIVE BACK

PRO CAREER: Begins third professional campaign, appearing in 28 contests with 17 starts, producing 76 tackles, 4 TFLs, 2 sacks, 1 forced fumble, 1 interception and 20 pass breakups for the Chicago Bears (2015-17) ... 7 pass breakups ranked 3rd on the Bears and 4 TFLs led the Bears secondary in 2015.

2017 SEASON: Appeared in eight games (three starts), recording 17 tackles, one sack, one forced fumble, one interception and four pass defenses.

PREVIOUS SEASONS: 2016: Played in 11 games (Games 1-2, 4-7, 10-13 & 15) starting 10, producing 36 tackles and 9 pass breakups. **2015:** Started 3-of-9 games, collecting 23 tackles, 4 TFLs, 1 sack and 7 pass breakups ... 7 pass breakups ranked 3rd on the Bears and 4 TFLs led the Bears secondary ... inactive Games 13-15 due to a quad injury.

2017 CHICAGO BEARS

Date	W/L	Opponent	Tkls-S	Sk-YL	INT-Yds	PD	FF	FR	TFL
9/10*	L	ATL	2-1	0-0	0-0	0	0	0	0
9/17	L	at TB	0-0	0-0	0-0	1	0	0	0
9/24	W	PIT	4-3	1-12	0-0	0	1	0	0
9/28*	L	at GB	1-0	0-0	0-0	0	0	0	0
10/9*	L	MIN	3-3	0-0	0-0	1	0	0	0
10/15	W	at BAL	4-3	0-0	1-52	1	0	0	0
10/22*	W	CAR	2-2	0-0	0-0	0	0	0	0
10/29	L	at NO	1-0	0-0	0-0	1	0	0	0
11/12		GB							
11/19		DET							
11/26		at PHI							
12/3		SF							
12/10		at CIN							
12/16		at DET							
12/24		CLE							
12/31		at MIN							
Totals	1-2		17-12	1-12	1-52	4	1	0	0

*Denotes Game Started


BRYCE CALLAHAN'S CAREER STATISTICS

REGULAR SEASON

Year	Team	GP	GS	Tackles				Interceptions				Fumbles			Misc.			
				Tot	S	A	Sk	Yds	No	Yds	Lg	TD	PD	FF	FR	Yds	TFL	STT
2015	Chicago	9	3	23	18	5	1.0	0.0	0	0	-	0	7	0	0	0	4.0	0
2016	Chicago	11	10	36	29	7	0.0	0.0	0	0	-	0	9	0	0	0	0.0	1
2017	Chicago	8	4	17	12	5	1.0	12.0	1	52	52	0	4	1	0	0	0.0	0
NFL totals		28	17	76	59	17	2.0	12.0	1	52	52	0	20	1	0	0	4.0	1

SEASON / CAREER / PLAYOFF HIGHS

	2017	Career	Playoff
Tackles	4, twice	7, vs. JAX (10/16/16)	None
Solos	3, three times	6, vs. JAX (10/16/16)	None
Tackles For Loss	None	1, four times	None
Interceptions	1, at BAL (10/15)	Same	None



29 TARIK COHEN

Ht: 5-6
Age: 22

Wt: 179
College: North Carolina A&T

Acquired: 4th round of the 2017 draft (119th overall)

RUNNING BACK

COLLEGE CAREER: Appeared in 46 games with 41 starts in four seasons (2013-16) for North Carolina A&T, rushing for 5,619 yards on 868 carries and 56 touchdowns (all school records)... Added 98 receptions for 945 yards and 3 touchdowns... Career performances made him the conference's first three-time Offensive Player of the Year ... 2016 NCAA FCS and Walter Camp First Team All-America ... enjoyed a record-breaking campaign, setting single-season school records in rushing (1,588) and touchdowns (19) and earned All-America status from four different outlets ... also rushed for more than 200 yards in four different games ... leaves as the Mid-Eastern Athletic Conference's all-time leading rusher with 5,619 yards and its first three-time Offensive Player of the Year (2014, 2015, 2016) ... finished his career with five three-TD performances.

2017 SEASON: Appeared in eight games (one start) rushing for 228 yards on 54 carries (4.2 avg) and 1 touchdown... Adds 28 receptions for 234 yards (8.4 avg) and 1 touchdown... Threw a 21-yard passing touchdown at BAL (10/15)... Caught a season long 70-yard pass vs. CAR (10/22)... Adds 16 punt returns for 136 yards (8.5 avg) and 4 kickoff returns for 81 yards (20.3 avg)... Set a franchise record for all-purpose yards in a rookie debut (158) vs. ATL (9/17)... Became shortest player since 1934 to throw an NFL touchdown pass.

2017 CHICAGO BEARS

Date	W/L	Opp.	Rush	Yards	Avg.	Lg	TD	Rec.	Yards	Avg.	Lg	TD
9/10	L	ATL	5	66	13.2	46	0	8	46	5.9	19t	1
9/17*	L	at TB	7	13	1.9	9	0	8	55	6.9	14	0
9/24	W	PIT	12	78	6.5	36	0	4	24	6.0	9	0
9/28	L	at GB	6	24	4.0	7	0	4	24	6.0	8	0
10/9	L	MIN	6	13	2.2	7	0	1	-1	-1.0	-1	0
10/15	W	at BAL	14	32	2.3	9	0	1	14	14.0	14	0
10/22	W	CAR	0	0	0.0	-	0	1	70	70.0	70	0
10/29	L	at NO	4	2	0.5	5	1	1	6	6.0	6	0
11/12		GB										
11/19		DET										
11/26		at PHI										
12/3		SF										
12/10		at CIN										
12/16		at DET										
12/24		CLE										
12/31		at MIN										
Totals	0-1		54	228	4.2	46	1	28	234	8.4	70	1

*Denotes Game Started



TARIK COHEN'S NFL STATISTICS

REGULAR SEASON

Year	Team	GP-GS	Rush	Yds	Avg	Lg	TD	Rec	Yds	Avg	Lg	TD	STT
2017	Chicago	8-1	54	228	4.2	46	1	28	234	8.4	70	1	0

Year	Team	KR	Yds	Avg	LG	TD	PR	FC	Yds	Avg	Lg	TD
2017	Chicago	5	127	25.4	46	0	17	7	135	7.9	21	0

ADDITIONAL STATS: Passing-- 1 for 1, 21 yards, 1 touchdown.

SEASON / CAREER / PLAYOFF HIGHS

	2017	Career	Playoff
Rushes.....	14, at BAL (10/15)	Same	None
Rushing Yards.....	78, vs. PIT (9/24)	Same	None
Longest Run.....	46, vs. ATL (9/10)	Same	None
Rushing TDs.....	1, at NO (10/29)	None	None
Receptions.....	8, twice	Same	None
Receiving Yards.....	55, at TB (9/17)	Same	None
Longest Reception.....	70, vs. CAR (10/22)	Same	None
Receiving TDs.....	1, vs. ATL (9/10)	Same	None

TARIK COHEN'S COLLEGE STATISTICS

Year	Team	GP-GS	Rush	Yds	Avg	Lg	TD	Rec	Yds	Avg	Lg	TD
2013	NC A&T	11-6	195	1,148	5.9	49	8	11	152	13.8	81	1
2014	NC A&T	11-11	197	1,340	6.8	81	15	25	237	9.5	68	1
2015	NC A&T	12-12	264	1,543	5.8	83	15	25	217	8.7	52	0
2016	NC A&T	12-12	212	1,588	7.5	94	18	37	339	9.2	45	1
Totals		46-41	868	5,619	6.5	94	56	98	945	9.6	81	3

ADDITIONAL STATS: Punt Returns - 1 returns for 4 yards (4.0 avg). Kick Returns - 1 return for 26 yards (26.0 avg).



76 TOM COMPTON

Ht: 6-5

Wt: 308

Age: 28

College: South Dakota

Bears Season: 1

NFL Season: 5

Acquired: Unrestricted free agent in 2017 (ATL)

OFFENSIVE LINE

PRO CAREER: Appeared in 67 games (12 starts) in 4 seasons with the Washington Redskins (2013-15), Atlanta Falcons (2016) and Chicago Bears (2017) ... helped the Falcons to finish top 5 in the league in total yards (2nd), first downs (2nd), passing yards (3rd) and rushing yards (5th) on the way to Super Bowl LI.

2017 SEASON: Appeared in 7 games (two starts) two games at LG, did not play Game 3.

PREVIOUS SEASONS: 2016: Appeared in all 16 regular season games as well wsa 3 postseason games for the Atlanta Falcons ... helped the Falcons to finish top 5 in the league in total yards (2nd), first downs (2nd), passing yards (3rd) and rushing yards (5th) on the way to Super Bowl LI. **2015:** Appeared in 13 games with 1 start as an extra tackle for the Washington Redskins ... appeared in first career post season game. **2014:** Appeared in all 16 games with 9 starts at RT for the Washington Redskins. **2013:** Appeared in 15 games for the Washington Redskins. **2012:** Spent season on Washington Redskins practice squad.

TOM COMPTON'S NFL STATISTICS

REGULAR SEASON

GAMES PLAYED-STARTED - 67-12: 2013 WAS (15-0); 2014 WAS (16-9); 2015 WAS (13-1); 2016 ATL (16-0); 2017 CHI (7-2).

POSTSEASON

GAMES PLAYED-STARTED - 4-0: 2015 WAS (1-0); 2016 ATL (3-0).



31 MARCUS COOPER, SR.

Ht: 6-2**Wt:** 192**Age:** 27**College:** Rutgers**Bears Season:** 1**NFL Season:** 5**Acquired:** Unrestricted free agent in 2017 (ARI)

DEFENSIVE BACK

PRO CAREER: Owns 142 tackles, 7 interceptions, 35 pass breakups, 1 forced fumble and 1 fumble recovery in 61 career games with 28 starts with the Chiefs (2013-15), Cardinals (2016) and Bears (2017) ... owns 17 tackles and 1 TFL in the postseason.

2017 SEASON: Appeared in six games (3 starts) , recording 11 tackles and 3 pass defenses. Inactive for Game 5.

PREVIOUS SEASONS: 2016: Appeared in 15 games with 13 starts, recording 69 tackles, 4 interceptions (1 returned for a touchdown), 11 pass breakups for the Arizona Cardinals ... 11 pass breakups led the team ... intercepted and returned a Jameis Winston pass for 60 yards for his first career touchdown (vs. TB 9/18/16). **2015:** Appeared in 14 games with 13 starts for the Houston Texans, recording 61 tackles, 0.5 sacks, 1 interception, 6 pass breakups, 1 forced fumble and 1 TFL. **2014:** Appeared in 16 games with 9 starts for the New York Giants, recording 54 tackles, 4 interceptions, 7 pass breakups, 1 forced fumble and 1 TFL ... added 3 STT. **2013:** Played in all 16 games with 6 starts for the Kansas City Chiefs, recording 32 tackles, 4 interceptions and 9 pass breakups.

2017 CHICAGO BEARS

Date	W/L	Opponent	Tkls-S	Sk-YL	INT-Yds	PD	FF	FR	TFL
9/10*	L	ATL	4-4	0-0	0-0	1	0	0	0
9/17*	L	at TB	6-6	0-0	0-0	0	0	0	0
9/24*	W	PIT	1-1	0-0	0-0	2	0	0	0
9/28*	L	at GB	1-1	0-0	0-0	0	0	0	0
10/9	L	MIN			INACTIVE				
10/15	W	at BAL	0-0	0-0	0-0	0	0	0	0
10/22	W	CAR	0-0	0-0	0-0	0	0	0	0
10/29	L	at NO	0-0	0-0	0-0	0	0	0	0
11/12		GB							
11/19		DET							
11/26		at PHI							
12/3		SF							
12/10		at CIN							
12/16		at DET							
12/24		CLE							
12/31		at MIN							
Totals	1-3		12-12	0-0	0-0	3	0	0	0

*Denotes Game Started



MARCUS COOPER'S NFL STATISTICS

REGULAR SEASON

Year	Team	GP	GS	Tackles				Yds	Interceptions				Fumbles			Misc.		
				Tot	S	A	Sk		No	Yds	Lg	TD	PD	FF	FR	Yds	TFL	STT
2013	Kansas City	16	6	41	38	3	0.0	0.0	3	32	20	0	18	1	1	0	0.0	3
2014	Kansas City	13	4	18	18	0	0.0	0.0	0	0	0	0	3	0	0	0	0.0	3
2015	Kansas City	10	1	2	2	0	0.0	0.0	0	0	0	0	0	0	0	33	0.0	0
2016	Arizona	15	13	69	62	7	0.0	0.0	4	95	60t	1	11	0	0	0	0.0	0
2017	Chicago	7	4	12	12	0	0.0	0.0	0	0	-	0	3	0	0	0	0.0	0
NFL totals		61	28	142	132	10	0.0	0.0	7	127	60t	1	35	1	1	33	0.0	6

POSTSEASON

Year	Team	GP	GS	Tackles				Yds	Interceptions				Fumbles			Misc.		
				Tot	S	A	Sk		No	Yds	Lg	TD	PD	FF	FR	Yds	TFL	STT
2013	Kansas City	1	0	2	1	1	0.0	0.0	0	0	-	0	1	0	0	0	0	0
Postseason		1	0	2	1	1	0.0	0.0	0	0	-	0	1	0	0	0	0	0

SEASON / CAREER / PLAYOFF HIGHS

	2017	Career	Playoff
Tackles	6, at TB (9/17)	9, at ATL (11/27/16)	2, at IND (1/4/14)
Solos	6, at TB (9/17)	9, at ATL (11/27/16)	1, at IND (1/4/14)
Pass Defenses	1, vs. ATL (9/10)	4, vs. OAK (10/13/13)	1, at IND (1/4/14)
Interceptions	None	2, vs. TB (9/18/16)	None



30 BENNY CUNNINGHAM

Ht: 5-10

Wt: 217

Age: 27

College: Middle Tennessee State

Bears Season: 1

NFL Season: 5

Acquired: Unrestricted free agent in 2017 (LAR)

RUNNING BACK

PRO CAREER: Appeared in 63 games with 3 starts over 5 seasons with the Rams (2013-2016) and Bears (2017), carrying the ball 178 times for 778 yards (4.4 avg) and 4 touchdowns and grabbing 99 receptions for 818 yards (8.3 avg) and 2 touchdowns ... adds 96 kick returns for 2,598 yards (27.1 avg) ... also adds 14 special teams tackles ... led the Rams in all kick returning categories and finished 8th in the NFL in returns, 7th in kick return yards and 3rd in kick return average ... rushed for a career-high 109 yards against the Bears in 2013.

2017 SEASON: Appeared in six games (Inactive Games 2 & 7) as a reserve, rushing for 30 yards on 7 carries (4.3 avg), catching 6 passes for 66 yards (11.0 avg) and one touchdown... Caught a 38-yard touchdown from Pat O'Donnell on fake punt... Returned four kickoffs for 86 yards (21.5 avg)...Also logged 5 STTs.

PREVIOUS SEASONS: 2016: Appeared in 11 games (Games 1-4, 6-7 & 8-12), rushing for 101 yards on 21 attempts (4.8 avg) and caught 16 passes for 91 yards (5.7 avg) ... added 22 kick returns for 599 yards (27.2 avg) ... finished 3rd in the league in kick return average ... also added 3 special teams tackles. **2015:** Appeared in all 16 contests with 1 start (Game 1), rushing for 140 yards on 37 attempts (3.8 avg) and caught 26 passes for 250 yards (9.6 avg) ... added a 25 kick returns for 714 yards (28.6 avg) with a career-long return of 102 yards (at TB 12/15) ... also added 3 special teams tackles. **2014:** Appeared in all 16 contests with 2 starts (Game 1), rushing for 246 yards on 66 attempts (3.7 avg) and 3 touchdowns and caught 45 passes for 352 yards (7.8 avg) and 1 touchdown ... added a 35 kick returns for 963 yards (27.5 avg) ... also added 2 special teams tackles. **2013:** Appeared in 14 games as a rookie, tallying 261 rushing yards on 47 attempts (5.6 avg) and 1 touchdown while also catching 6 passes for 59 yards ... also returned 13 kickoffs for 299 yards (23.0 avg) ... added 2 special teams tackles.



2017 CHICAGO BEARS

Date	W/L	Opp.	Rush	Yards	Avg.	Lg	TD	Rec.	Yards	Avg.	Lg	TD
9/10	L	ATL	0	0	0.0	-	0	0	0	0.0	-	0
9/17	L	at TB				INACTIVE						
9/24	W	PIT	0	0	0.0	-	0	3	23	7.7	11	0
9/28	L	at GB	5	26	5.2	12	0	0	0	0.0	-	0
10/9	L	MIN	1	4	4.0	4	0	2	43	21.5	38t	1
10/15	W	at BAL	0	0	0.0	-	0	0	0	0.0	-	0
10/22	W	CAR				INACTIVE						
10/29	L	at NO	1	0	0.0	0	0	1	0	0.0	0	0
11/12		GB										
11/19		DET										
11/26		at PHI										
12/3		SF										
12/10		at CIN										
12/16		at DET										
12/24		CLE										
12/31		at MIN										
Totals	0-0		7	30	4.3	12	0	6	66	11.0	38t	1

*Denotes Game Started

BENNY CUNNINGHAM'S NFL STATISTICS

REGULAR SEASON

Year	Team	GP-GS	Rush	Yds	Avg	Lg	TD	Rec	Yds	Avg	Lg	TD	STT
2013	St. Louis	14-0	47	261	5.6	56	1	6	59	9.8	18	0	2
2014	St. Louis	16-2	66	246	3.7	20	3	45	352	7.8	19	1	2
2015	St. Louis	16-1	37	140	3.8	40	0	26	250	9.6	42	0	3
2016	LA Rams	11-0	21	101	4.8	24	0	16	91	5.7	12	0	3
2017	Chicago	6-0	7	30	5.0	12	0	6	66	11.0	38t	1	3
NFL totals		63-3	178	778	4.4	56	4	99	818	8.3	42	2	13

Year	Team	KR	Yds	Avg	LG	TD	PR	FC	Yds	Avg	Lg	TD
2013	St. Louis	13	299	23.0	32	0	0	0	0	-	-	0
2014	St. Louis	35	963	27.5	75	0	0	0	0	-	-	0
2015	St. Louis	25	714	28.6	102	0	0	0	0	-	-	0
2016	LA Rams	22	599	27.2	61	0	0	0	0	-	-	0
2017	Chicago	4	86	21.5	25	0	0	0	0	-	-	0
NFL totals		99	2,661	26.9	102	0	0	0	0	-	-	0

SEASON / CAREER / PLAYOFF HIGHS

	2017	Career	Playoff
Rushes.....	5, at GB (9/28)	16, vs. SEA (9/13/15)	None
Rushing Yards.....	26, at GB (9/28)	109, vs. CHI (11/24/13)	None
Longest Run.....	12, at GB (9/28)	56, at IND (11/10/13)	None
Rushing TDs.....	None	1, 4 times	None
Receptions.....	3, vs. PIT (9/24)	7, at SEA (12/28/14)	None
Receiving Yards.....	43, vs. MIN (10/9)	77, vs. SEA (9/13/15)	None
Longest Reception.....	38t, vs. MIN (10/9)	42, vs. SEA (9/13/15)	None
Receiving TDs.....	1, vs. MIN (10/9)	1, twice	None





21

QUINTIN
DEMPS



Ht: 5-11 **Wt:** 210

Age: 32 **College:** UTEP

Bears Season: 1 **NFL Season:** 10

Acquired: Unrestricted free agent in 2017 (HOU)

DEFENSIVE BACK

PRO CAREER: Owns 275 tackles, 18 interceptions, 44 pass breakups, 1.5 sacks, 6 TFLs, 4 forced fumbles and 3 fumble recoveries in 110 career contests with 44 starts with the Philadelphia Eagles (2008-09), Houston Texans (2010-12, and '15-16), Kansas City Chiefs (2013), New York Giants (2014) and Chicago Bears (2017) ... appeared in 10 postseason contests (4 starts) ... owns 17 tackles and 1 TFL in the postseason ... 15 INTs since 2013 are 3rd most in NFL among safeties.

2017 SEASON: Started three games, recording 12 tackle before being placed on injured reserve.

PREVIOUS SEASONS: 2016: Started 13 games, recording 55 tackles, 6 interceptions, 9 pass breakups, 1 forced fumble and 1 TFL for the Houston Texans ... 6 INTs led all safeties last season, second most overall and the second most in Houston's single-season history ... set Texans record with INT in four consecutive games (Weeks 14-17) ... set career-highs in interceptions and pass breakups. **2015:** Appeared in 14 games with 13 starts for the Texans, recording 61 tackles, 0.5 sacks, 1 interception, 6 pass breakups, 1 forced fumble and 1 TFL. **2014:** Appeared in 16 games with 9 starts for the New York Giants, recording 54 tackles, 4 interceptions, 7 pass breakups, 1 forced fumble and 1 TFL ... added 3 STT. **2013:** Played in all 16 games with 6 starts for the Kansas City Chiefs, recording 32 tackles, 4 interceptions and 9 pass breakups ... added 3 STT. **2012:** Played in 12 games for the Texans, recording 27 tackles, 5 pass breakups, 2 TFLs and 1 fumble recovery ... added 9 STT. **2011:** Played in 9 games for the Houston Texans, tallying 22 tackles, 2 interceptions, and 4 pass breakups. **2010:** Appeared in 2 games for the Texans. **2009:** Played in 9 games for the Philadelphia Eagles, recording 7 tackles, 1 interception and 3 pass breakups... Added 7 STTs. **2008:** Played in all 16 games for the Philadelphia Eagles as a rookie, tallying 5 tackles, 1 sack, 1 pass breakup, 1 forced fumble and 1 fumble recovery ... added 13 STTs.

2017 CHICAGO BEARS

Date	W/L	Opponent	Tkls-S	Sk-YL	INT-Yds	PD	FF	FR	TFL
9/10*	L	ATL	3-3	0-0	0-0	0	0	0	0
9/17*	L	at TB	7-6	0-0	0-0	0	0	0	0
9/24*	W	PIT	2-2	0-0	0-0	0	0	0	0
9/28	L	at GB							
10/9	L	MIN							
10/15	W	at BAL							
10/22	W	CAR							
10/29	L	at NO							
11/12		GB							
11/19		DET							
11/26		at PHI							
12/3		SF							
12/10		at CIN							
12/16		at DET							
12/24		CLE							
12/31		at MIN							
Totals	1-2		12-11	0-0	0-0	0	0	0	0

*Denotes Game Started



QUINTIN DEMPS' NFL STATISTICS

REGULAR SEASON

Year	Team	GP	GS	Tackles					Interceptions					Fumbles			Misc.	
				Tot	S	A	Sk	Yds	No	Yds	Lg	TD	PD	FF	FR	Yds	TFL	STT
2008	Philadelphia	16	0	5	5	0	1.0	9.0	0	0	-	0	1	1	0	0	1.0	13
2009	Philadelphia	9	0	7	7	0	0.0	0.0	1	12	12	0	3	0	0	0	0.0	7
2010	Houston	2	0	0	0	0	0.0	0.0	0	0	-	0	0	0	0	0	0.0	1
2011	Houston	9	0	22	18	4	0.0	0.0	2	47	42	0	4	0	0	0	0.0	1
2012	Houston	12	0	27	21	6	0.0	0.0	0	0	-	0	5	0	1	0	2.0	9
2013	Kansas City	16	6	32	22	10	0.0	0.0	4	61	35	0	9	0	0	0	0.0	3
2014	NY Giants	16	9	54	38	16	0.0	0.0	4	19	10	0	7	1	0	0	1.0	3
2015	Houston	14	13	61	35	26	0.5	6.5	1	0	-	0	6	1	2	33	1.0	0
2016	Houston	13	13	56	38	17	0.0	0.0	6	54	19	0	9	1	0	0	1.0	0
2017	Chicago	3	3	12	11	1	0.0	0.0	0	0	-	0	0	0	0	0	0.0	0
NFL totals		110	44	275	195	80	1.5	15.5	18	193	42	0	44	4	3	33	6.0	37

ADDITIONAL STATS: Kick returns- 110 for 2,931 yards

POSTSEASON

Year	Team	GP	GS	Tackles					Interceptions					Fumbles			Misc.		
				Tot	S	A	Sk	Yds	No	Yds	Lg	TD	PD	FF	FR	Yds	TFL	STT	
2008	Philadelphia	3	1	7	4	3	0.0	0.0	0	0	-	0	0	0	0	0	0	0	2
2011	Houston	2	1	3	3	0	0.0	0.0	0	0	-	0	0	0	0	0	0	1	0
2012	Houston	2	0	0	0	0	0.0	0.0	0	0	-	0	0	0	0	0	0	2	
2013	Kansas City	1	0	0	0	0	0.0	0.0	0	0	-	0	0	0	0	0	0	1	
2015	Houston	1	1	5	3	2	0.0	0.0	0	0	-	0	0	0	0	-	0	0	
2016	Houston	1	1	2	2	0	0.0	0.0	0	0	-	0	0	0	0	-	0	0	
Postseason		10	4	17	12	5	0.0	0.0	0	0	-	0	0	0	0	0	0	1	5

SEASON / CAREER / PLAYOFF HIGHS

	2017	Career	Playoff
Tackles	7, at TB (9/17)	10, at PHI (10/12/14)	5, twice
Solos	6, at TB (9/17)	9, at PHI (10/12/14)	3, twice
Pass Defenses	None	2, six times	None
Interceptions	None	1, 18 times	None



49

ANDREW DEPAOLA

Ht: 6-2**Wt:** 230**Age:** 30**College:** Rutgers**Bears Season:** 1**NFL Season:** 4**Acquired:** Waiver claim in 2017 (TB)

LONG SNAPPER

PRO CAREER: Enters his 4th NFL season... Appeared in 56 games with the Tampa Bay Buccaneers (2014-16) and the Chicago Bears (2017).

2017 SEASON: Appeared in eight games on special teams.

PREVIOUS SEASONS: 2012-13 - Spent the 2012 and 2013 training camps with the Buccaneers.

2014 - Made NFL debut in season opener vs. Carolina (9/7). Played in all 16 games on the season and registered four special teams tackles: one vs. Carolina (9/7), one at New Orleans (10/5), one vs. Minnesota (10/26), and one at Carolina (12/14).

ANDREW DEPAOLA'S NFL STATISTICS

REGULAR SEASON

GAMES PLAYED-STARTED - **56-0**: 2014 TB (16-0); 2015 TB (16-0); 2016 TB (16-0); 2017 CHI (8-0).



94 LEONARD FLOYD

Ht: 6-4 **Wt:** 240
Age: 25 **College:** Georgia
Bears Season: 2 **NFL Season:** 2
Acquired: 1st round of the 2016 draft (9th overall)

LINEBACKER

PRO CAREER: In his second season with the Bears (2016-17) ... Totals 76 tackles, 12 sacks, 6 pass breakups, 1 forced fumble, 2 fumble recoveries and 11 TFLs ... Ranked third in NFL in sacks among rookies in 2016 ... 7 sacks in 2016 ranked third in all-time among Bears rookies (Mark Anderson, Brian Urlacher).

2017 SEASON: Started eight games, recording 25 tackles, 5 sacks, 8 TFLs, 2 pass defenses and 1 fumble recovery.

HONORS AND AWARDS: 2016 All-Rookie Team (PFWA, Gil Brandt, Fox Sports).

2016 SEASON: Started in 12 games (Games 1-4, 7-10 & 12-16) producing 51 tackles, 7 sacks, 4 pass breakups, 1 forced fumble, 1 recovered fumble and 3 TFLs as a rookie ... recorded a sack-fumble on Aaron Rodgers and then recovered the ball in the endzone for a touchdown at Green Bay ... scored one of only two defensive touchdowns for the Bears in the season ... recorded a season-high 8 tackles in his NFL debut at Houston (9/11) ... recorded the team's only safety of the year on a sack of Blaine Gabbert vs. SF (12/4) ... ranked 3rd in NFL in sacks among rookies ... posted 3 multi-sack games as a rookie which is most by a Beas rookie since 2006.

2017 CHICAGO BEARS

Date	W/L	Opponent	Tkls-S	Sk-YL	INT-Yds	PD	FF	FR	TFL
9/10*	L	ATL	4-3	0-0	0-0	1	0	0	1
9/17*	L	at TB	2-0	0-0	0-0	0	0	1	0
9/24*	W	PIT	1-0	0-0	0-0	0	0	0	0
9/28*	L	at GB	3-3	1-1	0-0	0	0	0	1
10/9*	L	MIN	6-6	2-20	0-0	0	0	0	4
10/15*	W	at BAL	2-0	0-0	0-0	0	0	0	0
10/22*	W	CAR	4-3	1-6	0-0	0	0	0	1
10/29*	L	at NO	3-2	1-5	0-0	1	0	0	1
11/12		GB							
11/19		DET							
11/26		at PHI							
12/3		SF							
12/10		at CIN							
12/16		at DET							
12/24		CLE							
12/31		at MIN							
Totals	3-5		25-18	5-32	0-0	2	0	1	8

*Denotes Game Started

LEONARD FLOYD'S NFL STATISTICS

REGULAR SEASON


Year	Team	GP	GS	Tackles					Interceptions					Fumbles			Misc.	
				Tot	S	A	Sk	Yds	No	Yds	Lg	TD	PD	FF	FR	Yds	TFL	STT
2016	Chicago	12	12	51	33	18	7.0	49.5	0	0	-	0	4	1	1	0	3.0	0
2017	Chicago	8	8	25	18	1	5.0	32.0	0	0	-	0	2	0	1	0	8.0	0
NFL totals		20	20	76	51	25	12.0	81.5	0	0	-	0	6	1	2	0	11.0	0

SEASON / CAREER / PLAYOFF HIGHS

	2017	Career	Playoff
Tackles	6, vs. MIN (10/9)	8, at HOU (9/11)	None
Solos	6, vs. MIN (10/9)	Same	None
Tackles For Loss	4, vs. MIN (10/9)	Same	None
Sacks	2, vs. MIN (10/9)	2, three times	None



50

**JERRELL
FREEMAN**
**Ht:** 6-0**Wt:** 236**Age:** 31**College:** Mary Hardin-Baylor**Bears Season:** 2**NFL Season:** 6**Acquired:** Unrestricted free agent in 2016 (IND)

LINEBACKER

PRO CAREER: Enters his sixth professional season, starting all 70 career games he's appeared in with the Indianapolis Colts (2012-15) and Chicago Bears (2016-17) ... owns 615 career tackles, 12 sacks, 29 TFLs, 4 interceptions (2 returned for touchdowns), 22 pass breakups, 8 forced fumbles and 3 fumble recoveries ... notched 100 tackles in 4-of-5 professional seasons (2012-13 & '15-16) ... became the first undrafted NFL player to return an interception for a touchdown in his NFL debut since 1987 ... had 6 forced fumbles in 2013, tied for third most in the NFL and set a Colts franchise record ... 145 tackles in 2012 ranked fourth in the NFL and second among rookies ... started 5-of-6 career postseason games, recording 54 tackles, 1.5 sacks and 1 pass breakup, TFL, forced fumble and fumble recovery ... started his professional career in the CFL, recording 144 tackles, 13 sacks, 3 interceptions, 4 fumble recoveries and 1 defensive touchdown over three seasons with the Saskatchewan Roughriders (2009-11) ... three-time CFL Defensive Player of the Week and 2011 CFL All-Star ... participated in two CFL Grey Cup games with the Roughriders.

2017 SEASON: Placed on IR after sustaining a pectoral injury in Week One vs. Atlanta ... started Game 1, recording 10 tackles and 1 TFL.

HONORS AND AWARDS: **2013:** AFC Defensive Player of the Week at KC (12/22); USA Today All-Joe Team.

PREVIOUS SEASONS: **2016:** Started all 12 games he appeared in tallying 127 tackles, 5 pass breakups and 7 TFLs ... led the team in tackles and recorded the game-high in tackles on 10 different occasions ... ranked 4th on the team in pass breakups (1st among linebackers) ... set a career-high with 17 tackles in the season opener at HOU (9/11) ... recorded his 4th 100+ tackle season of his NFL career. **2015:** Put together his third 100+ tackle season since 2012, collecting 112 tackles over 13 games (13 starts) in his final season as a Colt ... also recorded 3 sacks, 1 interception (returned for a touchdown), 2 pass breakups, 4 TFLs and 1 fumble recovery ... 112 tackles ranked 2nd on the team while his 3 sacks ranked tied for 3rd. **2014:** Collected 95 tackles, 1.5 sacks, 6 pass breakups, 4 TFLs and 1 forced fumble while starting 12-of-12 games for Indianapolis ... 95 tackles ranked 2nd on the team ... also started all 3 of the Colts postseason contests, recording a team-high 32 tackles, 1.5 sacks and 1 forced fumble and fumble recovery. **2013:** In his second professional season with the Colts, tallied a team-high 126 tackles while starting all 16 games ... notched career-highs in sacks (5.5), interceptions (2), forced fumbles (6) and fumble recoveries (2) ... also recorded 6 pass breakups and TFLs ... started 1-of-2 postseason contests, posting 18 tackles, 1 pass breakup and 1 TFL. **2012:** Started 16-of-16 contests, notching a team and career-high 145 tackles as an undrafted rookie with the Colts ... also collected a career-high 7 TFLs, 2 sacks, 1 interception, 3 pass breakups and 1 forced fumble ... started the Colts lone playoff game, producing 4 tackles. **2011 (CFL):** In his final season with Saskatchewan, totaled 105 tackles, 6 sacks, 1 interception and 1 fumble recovery in 17 games ... added 3 STTs. **2010 (CFL):** In 17 games, recorded 24 tackles, 7 sacks, 3 interceptions and 1 fumble recovery in his second season with the Roughriders ... added 13 STTs. **2009 (CFL):** In his first season in Saskatchewan, appeared in all 17 games, collecting 15 tackles, 2 fumble recoveries and 25 STTs.



CHICAGO BEARS BIOGRAPHIES

2017 CHICAGO BEARS

Date	W/L	Opponent	Tkls-S	Sk-YL	INT-Yds	PD	FF	FR	TFL
9/10*	L	ATL	10-7	0-0	0-0	0	0	0	1
9/17	L	at TB			INJURED RESERVE				
9/24	W	PIT			INJURED RESERVE				
9/28	L	at GB			INJURED RESERVE				
10/9	L	MIN			INJURED RESERVE				
10/15	W	at BAL			INJURED RESERVE				
10/22	W	CAR			INJURED RESERVE				
10/29	L	at NO			INJURED RESERVE				
11/12		GB							
11/19		DET							
11/26		at PHI							
12/3		SF							
12/10		at CIN							
12/16		at DET							
12/24		CLE							
12/31		at MIN							
Totals	0-1		10-7	0-0	0-0	0	0	0	1

*Denotes Game Started

JERRELL FREEMAN'S NFL STATISTICS

REGULAR SEASON

Year	Team	GP	GS	Tackles					Interceptions					Fumbles			Misc.	
				Tot	S	A	Sk	Yds	No	Yds	Lg	TD	PD	FF	FR	Yds	TFL	STT
2012	Indianapolis	16	16	145	90	55	2.0	17.0	1	4	4t	1	3	1	0	0	7.0	0
2013	Indianapolis	16	16	126	83	43	5.5	22.5	2	13	13	0	6	6	2	24	6.0	0
2014	Indianapolis	12	12	95	58	37	1.5	8.5	0	0	-	0	6	1	0	0	4.0	0
2015	Indianapolis	13	13	112	66	46	3.0	33.0	1	23	23t	1	2	0	1	0	4.0	0
2016	Chicago	12	12	127	96	31	0.0	0.0	0	0	0	0	5	0	0	0	7.0	0
2017	Chicago	1	1	10	7	3	0.0	0.0	0	0	-	0	0	0	0	0	1.0	0
Bears totals	13	13	137	103	34	0.0	0.0	0	0	-	0	5	0	0	0	8.0	0	
NFL totals	70	70	615	400	215	12.0	81.0	4	40	23t	2	22	8	3	24	29.0	0	

POSTSEASON

Year	Team	GP	GS	Tackles					Interceptions					Fumbles			Misc.		
				Tot	S	A	Sk	Yds	No	Yds	Lg	TD	PD	FF	FR	Yds	TFL	STT	
2012	Indianapolis	1	1	4	3	1	0.0	0.0	0	0	-	0	0	0	0	0	0	0	0
2013	Indianapolis	2	1	18	10	8	0.0	0.0	0	0	-	0	1	0	0	0	1	0	
2014	Indianapolis	3	3	32	16	16	1.5	5.5	0	0	-	0	0	1	1	0	0	0	
NFL totals	6	5	54	29	25	1.5	5.5	0	0	-	0	1	1	1	0	1	0		

SEASON / CAREER / PLAYOFF HIGHS

	2016	Career	Playoff
Tackles	10, vs. ATL (9/10)	17, at HOU (9/11/16)	15, vs. CIN (1/4/15)
Solos	7, vs. ATL (9/10)	11, twice	7, vs. CIN (1/4/15)
Tackles For Loss	1, vs. ATL (9/10)	3, twice	1, vs. KC (1/4/14)
Sacks	None	2, twice	1.5 vs. CIN (1/4/15)



23 KYLE FULLER

Ht: 5-11

Wt: 190

Age: 25

College: Virginia Tech

Bears Season: 4

NFL Season: 4

Acquired: 1st round of the 2014 draft (14th overall)

DEFENSIVE BACK

PRO CAREER: Started 38-of-40 games for the Bears (2014-17), producing 168 tackles, 3 TFLs, 6 interceptions, 32 pass breakups and 3 forced fumbles ... led the Bears in interceptions in 2015 (2) after tying for the team lead in 2014 (4) ... in his first two NFL seasons, has 6 interceptions and 3 forced fumbles, one-of-four players in the NFL to do so since start of the 2014 season along with Mike Adams (Colts), Josh Norman (Carolina) and Earl Thomas (Seattle) ... in 2014 ranked 1st in interceptions and tied for 1st in forced fumbles among rookies ... was the 6th Bears player all-time to lead NFL rookies in interceptions and first since Charles Tillman tied for 1st in 2003 ... became first Bears rookie since Chris Harris in 2005 to record 2 interceptions in a game, with both coming in the 4th quarter at San Francisco, leading to two Chicago touchdowns, including the game winning score.

2017 SEASON: Started eight games, recording 39 tackles and 8 pass defenses.

HONORS & AWARDS: 2014: NFL All-Rookie Team (PFWA, Gil Brandt), NFL Defensive Rookie of the Month (Sept), NFC Defensive Player of the Week (Week 2 at SF), NFL Rookie of the Week (Week 3 at NYJ), Brian Piccolo Award.

2017 CHICAGO BEARS

Date	W/L	Opponent	Tkls-S	Sk-YL	INT-Yds	PD	FF	FR	TFL
9/10*	L	ATL	6-5	0-0	0-0	1	0	0	0
9/17*	L	at TB	4-4	0-0	0-0	0	0	0	0
9/24*	W	PIT	4-4	0-0	0-0	2	0	0	0
9/28*	L	at GB	5-4	0-0	0-0	0	0	0	0
10/9*	L	MIN	4-4	0-0	0-0	1	0	0	0
10/15*	W	at BAL	6-5	0-0	0-0	3	0	0	0
10/22*	W	CAR	5-4	0-0	0-0	1	0	0	0
10/29*	L	at NO	5-4	0-0	0-0	0	0	0	0
11/12		GB							
11/19		DET							
11/26		at PHI							
12/3		SF							
12/10		at CIN							
12/16		at DET							
12/24		CLE							
12/31		at MIN							
Totals	3-5		39-34	0-0	0-0	8	0	0	0

*Denotes Game Started

KYLE FULLER'S NFL STATISTICS

REGULAR SEASON

Year	Team	GP	GS	Tackles					Interceptions					Fumbles			Misc.	
				Tot	S	A	Sk	Yds	No	Yds	Lg	TD	PD	FF	FR	Yds	TFL	STT
2014	Chicago	16	14	73	54	19	0.0	0.0	4	81	31	0	9	3	0	0	3.0	2
2015	Chicago	16	16	56	45	11	0.0	0.0	2	24	15	0	15	0	0	0	0.0	1
2016	Chicago	0	0	0	0	0	0	0	0	0	0	0	0	0	0	0	0	0
2017	Chicago	8	8	39	34	4	0.0	0.0	0	0	-	0	8	0	0	0	0	0
NFL totals		40	38	168	134	34	0.0	0.0	6	105	31	0	32	3	0	0	3.0	3

SEASON / CAREER / PLAYOFF HIGHS

	2017	Career	Playoff
Tackles	6, twice	8, at DET (11/27/14)	None
Solos	5, twice	7, three times	None
Tackles For Loss	None	1, three times	None
Interceptions	None	2, at SF (9/14/14)	None



19 TANNER GENTRY

Ht: 6-2
Age: 23

Wt: 210
College: Wyoming

Acquired: Undrafted free agent in 2017

WIDE RECEIVER

COLLEGE: Caught 180 passes for 2,815 yards (15.6 avg) and 20 touchdowns in 42 games at Wyoming... Added 13 carries for 81 yards (6.2 avg)... Leaves Wyoming ranked tied for 4th in receiving touchdowns, 5th in receiving yards and 8th in receptions. **SENIOR:** Recorded 72 receptions for 1,326 yards (18.4 avg) and 14 touchdowns... Added 6 carries for 30 yards... 72 receptions ranked 1st on the team and 6th in school for history a single season... Posted the 6th most receiving yards in a single season and his 14 TDs ranks tied for 2nd. **JUNIOR:** Caught 37 passes for 678 yards (18.3 avg) and 4 TDs in 7 games before suffering a season-ending injury... He was leading the Mountain West in receiving yards at the time of the injury and was named to the 2015 Biletnikoff Award Watch... Added five carries for 48 yards... In his seven games, he recorded 100 or more receiving yards three times.

2017 SEASON: Promoted to active roster from practice squad after Week 1... Appeared in four games (three starts), catching 3 passes for 35 yards (11.7 avg)... Added back to practice squad after being waived.

2017 CHICAGO BEARS

Date	W/L	Opp.	Rec	Yds	Avg	Long	TD
9/10	L	ATL					PRACTICE SQUAD
9/17	L	vs. TB	2	27	13.5	15	0
9/24	W	PIT					PRACTICE SQUAD
9/28	L	at GB					PRACTICE SQUAD
10/9	L	MIN					PRACTICE SQUAD
10/15*	W	at BAL	0	0	0.0	-	0
10/22*	W	CAR	1	8	8.0	0	0
10/29*	L	at NO	0	0	0.0	-	0
11/12		GB					
11/19		DET					
11/26		at PHI					
12/3		SF					
12/10		at CIN					
12/16		at DET					
12/24		CLE					
12/31		at MIN					
Totals	2-1		3	35	11.7	15	0

*Denotes Game Started

TANNER GENTRY'S NFL STATISTICS

REGULAR SEASON


Year	Team	GP-GS	Rec	Yds	Avg	Lg	TD	Rush	Yds	Avg	Lg	TD	STT
2017	Chicago	4-3	3	35	11.7	15	0	0	0	0.0	-	0	0

SEASON / CAREER / PLAYOFF HIGHS

	2017	Career	Playoff
Receptions.....	2, at TB (9/17)	None	None
Receiving Yards.....	27, at TB (9/17)	None	None
Longest Reception.....	15, at TB (9/17)	None	None
Receiving TDs.....	None	None	None



8 MIKE GLENNON

**Ht:** 6-6**Wt:** 225**Age:** 27**College:** North Carolina State**Bears Season:** 1**NFL Season:** 5**Acquired:** Unrestricted FA in 2017 (TB)

QUARTERBACK

PRO CAREER: Completed 467-of-770 passes (60.6 percent) for 4,933 yards in 25 games with 22 starts in 5 seasons with the Tampa Bay Buccaneers (2013-16) and Chicago Bears (2017) ... owns 34 passing touchdowns, 20 interceptions and 90 rushing yards on 41 attempts (2.2 avg) ... set a career-high in passing touchdowns in 2013 with 19 ... started his first regular season game vs. ARI (9/29/13) ... has 4 games with a 100-plus passer rating, with 3 of those coming in 2013 (138.4 at DET 11/24; 137.5 vs. ATL 11/17; 123.1 at SEA 11/3).

2017 SEASON: Started four games, completing 93-of-140 passes (66.4 percent) for 833 yards, 4 touchdowns and 5 interceptions for a QB rating of 76.9... Adds 4 carries for 4 yards. Did not play Games 5-8.

HONORS & AWARDS: 2013: PFWA All-Rookie Team ... his selection marked the first time since 2007 that the PFWA's All-Rookie quarterback was not a player taken in the first round.

PREVIOUS SEASONS: 2016: Completed 10-of-11 attempts for 75 yards and 1 touchdown in two games for Tampa Bay. 2015: Did not appear in a game. 2014: Completed 117-of-203 pass attempts for 1,417 yards with 10 touchdowns, 6 interceptions and a 83.3 passer rating in 6 games (5 starts) with Tampa Bay ... added 49 yards rushing on 10 attempts. 2013: Threw for 2,608 yards and 19 touchdowns while completing 247-of-416 pass attempts (59.4 percent) as a rookie in Tampa Bay ... added 9 interceptions and 27 rush attempts for 37 yards ... set franchise rookie record for passing yards and touchdowns ... set career-highs in passing yards, pass attempts, completions, touchdown passes and rush attempts ... posted three QBR's of 123.0 or higher ... posted a career-high 138.4 QBR in a 24-21 win at Detroit, throwing for 247 yards on 14 of 21 attempts with two touchdowns and zero interceptions ... the week prior, he posted a QBR of 137.5 on 20 of 23 passing for 231 yards and two touchdowns in a 41-28 win over Atlanta ... also posted a QBR of 123.1 in an overtime loss at Seattle.

COLLEGE: In four seasons at N.C. State (2008-12), Glennon played in 36 games with 26 starts ... finished his career with 7,411 passing yards and 63 touchdowns while completing 646-of-1,069 passes ... finished his senior season with the second-most passes attempted (564) in ACC history, third-most completions (330), fourth-most passing yards (4,031) and tied for the fifth-most passing touchdowns (31) ... joins former Wolfpack quarterback Philip Rivers as the only passers in school history to throw for 4,000+ yards in a single season ... one of only three quarterbacks in N.C. State history to complete 300+ passes in a single season (Rivers, Russell Wilson).

2017 CHICAGO BEARS

Date	W/L	Opp.	Att	Cmp	Yds	Pct.	TD	INT	Lg	Sk/Lst	Rtg
9/10*	L	Atl	40	26	213	65.0	1	0	22	4/37	86.8
9/17*	L	at TB	45	31	301	68.9	1	2	20	1/11	76.2
9/24*	W	Pit	22	15	101	68.1	1	1	17	2/17	74.2
9/28*	L	at GB	33	21	218	63.6	1	2	29	1/13	67.5
10/9	L	Min									DID NOT PLAY
10/15	W	at Bal									DID NOT PLAY
10/22	W	Car									DID NOT PLAY
10/29	L	at NO									DID NOT PLAY
11/12		GB									
11/19		Det									
11/26		at Phi									
12/3		SF									
12/10		at Cin									
12/16		at Det									
12/24		Cle									
12/31		at Min									
Totals	1-3		140	93	833	66.4	4	5	29	8/78	76.9



MIKE GLENNON'S NFL STATISTICS

REGULAR SEASON

Year	Team	GP-GS	Att	Cmp	Pct	Yds	Yds/Att	TD	Int	Lg	Sk-Yds	Rating
2013	Tampa Bay	13-13	416	247	59.4	2,608	6.3	19	9	85t	40-314	83.9
2014	Tampa Bay	6-5	203	117	57.6	1,417	7.0	10	6	41	16-91	83.3
2015	Tampa Bay	0-0	0	0	--	0	--	0	0	--	0-0	--
2016	Tampa Bay	2-0	11	10	90.9	75	6.8	1	0	13	0-0	125.4
2017	Chicago	4-4	140	93	66.4	833	6.0	4	5	29	8-78	76.9
NFL totals		25-22	770	467	60.6	4,933	6.4	34	20	85t	64-483	83.2

Record as Starter: 6-16 (.286) - 2013 (4-9), 2014 (1-4), 2017 (1-3).

ADDITIONAL STATS: Fumbles-Lost -- (13-8): 2013 (7-4), 2014 (2-0), 2017 (3-3)

Year	Team	Rush	Yds	Avg	Lg	TD
2013	Tampa Bay	27	37	1.4	16	0
2014	Tampa Bay	10	49	4.9	19	0
2016	Tampa Bay	0	0	-	-	0
2017	Chicago	4	4	1.0	2	0
NFL totals		41	90	2.2	19	0

SEASON / CAREER / PLAYOFF HIGHS

	2017	Career	Playoff
Attempts	45, at TB (9/17)	51, vs. CAR (10/24/13)	None
Completions	31, at TB (9/17)	Same	None
Passing Yards	301, at TB (9/17)	314, vs. BAL (10/12/14)	None
TD Passes	1, four times	2, 12 times	None
Interceptions	2, twice	2, four times	None
Longest Completion	29, at GB (9/28)	85t, at DET (11/24/13)	None

MIKE GLENNON'S GAME-BY-GAME STATISTICS

2013 TAMPA BAY BUCCANEERS

Date	W/L	Opp.	Att	Cmp	Yds	Pct.	TD	INT	Lg	Sk/Lst	Rtg
DID NOT PLAY WEEKS 1-3											
9/29	L	Ari	43	24	193	55.8	1	2	20	2/20	55.7
10/13	L	Phi	43	26	273	60.5	2	1	36	2/16	84.7
10/20	L	at Atl	44	26	256	59.1	2	0	59	3/30	90.7
10/24	L	Car	51	30	275	58.8	1	0	29	3/26	80.1
11/3	L	at Sea	23	17	168	73.9	2	0	27	3/25	123.1
11/11	W	Mia	21	11	139	52.4	1	1	30	2/15	69.3
11/17	W	Atl	23	20	231	87.0	2	0	53	2/7	137.5
11/24	W	at Det	21	14	247	66.7	2	0	85	4/40	138.4
12/1	L	at Car	21	14	180	66.7	0	1	60	5/40	73.5
12/8	W	Buf	25	9	90	36.0	2	2	38	1/9	40.4
12/15	L	SF	34	18	179	52.9	2	1	26	4/35	75.5
12/22	L	at StL	26	16	158	61.5	0	0	30	7/47	78.7
12/29	L	at NO	41	22	219	53.7	2	1	48	2/4	75.2
Totals	4-9		416	247	2,608	59.4	19	9	85	40/314	83.9

2014 TAMPA BAY BUCCANEERS

Date	W/L	Opp.	Att	Cmp	Yds	Pct.	TD	INT	Lg	Sk/Lst	Rtg
9/18	L	at Atl	24	17	121	70.8	1	0	14	2/18	96.0
9/28	W	at Pit	42	21	302	50.0	2	1	41	1/15	79.7
10/5	L	at NO	32	19	249	59.4	2	1	34	1/1	91.8
10/12	L	Bal	44	24	314	54.5	2	1	33	5/37	83.0
10/26	L	Min	28	19	171	67.9	1	1	40	5/12	81.1
11/2	L	at Cle	33	17	260	51.5	2	2	34	2/8	72.8
Totals	1-5		203	117	1,417	57.6	10	6	41	16/91	83.3

2016 TAMPA BAY BUCCANEERS

Date	W/L	Opp.	Att	Cmp	Yds	Pct.	TD	INT	Lg	Sk/Lst	Rtg
11/3	L	Atl	11	10	75	90.9	1	0	13	0/0	125.4
11/13	W	CHI	-	-	-	-	-	-	-	-	-
Totals	1-1		11	10	75	90.9	1	0	13	0/0	125.4



91 EDDIE GOLDMAN

Ht: 6-4

Wt: 320

Age: 23

College: Florida State

Bears Season: 3

NFL Season: 3

Acquired: 2nd round of the 2015 draft (39th overall)

DEFENSIVE LINE

PRO CAREER: Starts third professional season, appearing in 29 contests with 25 starts for the Chicago Bears (2015-17) ...tallied 89 tackles, 8.5 sacks, 11 TFLs and 1 pass breakup ... named to Mel Kiper and the PFWA's All-Rookie teams after tallying 39 tackles, 4.5 sacks and 6 TFLs ... ranked 4th amongst NFL rookies in sacks with 4.5.

2017 SEASON: Started eight games, recording 26 tackles, 1.5 sacks and 2 TFLs.

HONORS AND AWARDS: 2015: All-Rookie (PFWA & Mel Kiper).

PREVIOUS SEASONS: 2016: Limited because of injury to 6 games with 5 starts, recording 24 tackles, 2.5 sacks, 3 TFLs and 1 pass breakup ... posted a career high 6 tackles in the season-opener at HOU (9/11) ... 3 TFLs tied for 3rd on the team. **2015:** Notched 39 tackles, 4.5 sacks and 6 TFLs en route to being named to Mel Kiper's and the PFWA's All-Rookie Teams ... started 12-of-15 games for the Bears ... his 4.5 sacks ranked 4th amongst NFL rookies ... 6 TFLs ranked 4th on the Bears ... was placed on IR on 12/30 with an ankle injury.

2017 CHICAGO BEARS

Date	W/L	Opponent	Tkls-S	Sk-YL	INT-Yds	PD	FF	FR	TFL
9/10*	L	ATL	1-1	0-0	0-0	0	0	0	0
9/17*	L	at TB	3-2	1-5	0-0	0	0	0	1
9/24*	W	PIT	2-2	0-0	0-0	0	0	0	0
9/28*	L	at GB	2-0	0-0	0-0	0	0	0	0
10/9*	L	MIN	2-2	0-0	0-0	0	0	0	0
10/15*	W	at BAL	6-6	0-0	0-0	0	0	0	1
10/22*	W	CAR	6-5	0.5-0.5	0-0	0	0	0	0
10/29*	L	at NO	4-0	0-0	0-0	0	0	0	0
11/12		GB							
11/19		DET							
11/26		at PHI							
12/3		SF							
12/10		at CIN							
12/16		at DET							
12/24		CLE							
12/31		at MIN							
Totals	3-5		26-18	1.5-5.5	0-0	0	0	0	2

*Denotes Game Started

EDDIE GOLDMAN'S NFL STATISTICS

REGULAR SEASON

Year	Team	GP	GS	Tackles					Interceptions					Fumbles			Misc.		
				Tot	S	A	Sk	Yds	No	Yds	Lg	TD	PD	FF	FR	Yds	TFL	STT	
2015	Chicago	15	12	39	23	16	4.5	40.5	0	0	-	0	0	0	0	0	0	6.0	0
2016	Chicago	6	5	24	18	6	2.5	16.0	0	0	-	0	1	0	0	0	0	3.0	0
2017	Chicago	8	8	26	18	8	1.5	5.5	0	0	-	0	0	0	0	0	0	2.0	0
NFL totals		29	25	89	59	30	8.5	62.0	0	0	-	0	1	0	0	0	0	11.0	0

SEASON / CAREER / PLAYOFF HIGHS

	2017	Career	Playoff
Tackles	6, twice	6, twice	None
Solos	6, at BAL (10/15)	6, twice	None
Tackles For Loss	1, twice	2, vs. SF (12/6/15)	None
Sacks	1, at TB (9/17)	2, vs. SF (12/6/15)	None

**55 HRONISS GRASU****Ht:** 6-3**Wt:** 303**Age:** 26**College:** Oregon**Bears Season:** 3**NFL Season:** 3**Acquired:** 3rd round of the 2015 NFL draft (71st overall)**OFFENSIVE LINE**

PRO CAREER: Starts third campaign with the team, appearing in 10 contests (9 starts) for the Bears (2015-17) ... made NFL Debut in Game 5 at Kansas City ... part of an offense that ranked 3rd in franchise single-season history in completion percentage (63.9) and interception percentage (2.3), 4th in gross passing yards (3,843) and third-down percentage (42.5), 5th in net passing yards (3,660) and 6th in passer rating (89.7) and total net yards (5,514) ... selected by the Bears in the 3rd round (71st overall) of the 2015 NFL Draft.

2017 SEASON: Appeared in two games (one start), did not play Game 1, inactive for games 4-8.


PREVIOUS SEASONS: 2016: Spent 2016 season on Injured Reserve. **2015:** Started 8 contests (Game 5-6 & 10-15) at center ... made NFL debut by starting at center in Game 5 at Kansas City ... inactive for Games 1-4 (coach's decision), 7-9 (due to a neck injury) and 16 (due to a knee injury) ... part of a bears offense that ranked 3rd in franchise single-season history in completion percentage (63.9) and interception percentage (2.3), 4th in gross passing yards (3,843) and third down percentage (42.5), 5th in net passing yards (3,660) and 6th in passer rating (89.7) and total net yards (5,514).

HRONISS GRASU'S NFL STATISTICS**REGULAR SEASON**

GAMES PLAYED-STARTED - 10-9: 2015 CHI (8-8); 2016 CHI (0-0); 2017 CHI (2-1).



96

AKIEM
HICKS**Ht:** 6-5**Wt:** 336**Age:** 28**College:** Regina**Bears Season:** 2**NFL Season:** 6**Acquired:** Unrestricted free agent in 2016 (NE)

DEFENSIVE LINE

PRO CAREER: Entering his second season with the Bears, starting 57-of-85 contests with 237 tackles, 23.5 sacks, 36 TFLs, 4 pass breakups, 3 forced fumbles and 3 fumble recoveries in five seasons with the Saints (2012-15), Patriots (2015) and Bears (2016) ... his 119 tackles with New Orleans ranked 2nd among the defensive linemen on the Saints from 2012-15 ... led the Saints defensive line in tackles in 2013 (56) and was 2nd in 2014 (41) ... ranked 4th on the Saints in sacks from 2012-15 (6.5) ... was traded to the Patriots after the Saints first three games in 2015 ... 3 sacks with New England in 2015 ranked tied for 3rd along the Patriots defensive front ... 7 sacks with the Bears in 2016 ranked second on the team.

2017 SEASON: Started seven games, recording 26 tackles, 9 TFLs, 1 fumble recovery and 7 sacks for a loss of 47 yards.

HONORS AND AWARDS: 2016: Defensive Player of the Week (12/4)

PREVIOUS SEASONS: 2016: Started all 16 games at DE ... set a career-high in tackles (71), sacks (7), pass breakups (3) and forced fumbles (2) ... also recorded 5 TFLs and recovered 1 fumble ... one of three Bears players to record at least seven sacks ... only defensive player to start every game ... recorded 2 multi-sack games (10/31 vs. MIN & 12/4 vs. SF). **2015:** Appeared in 16 games with 3 starts with the Patriots and Saints ... posted 23 tackles, 3 sacks, 5 TFLs and 1 FR ... all 3 starts came with New Orleans where he collected 2 assisted tackles ... in 13 games with New England, notched 21 tackles, 3 sacks, 5 TFLs and 1 FR ... 3 sacks ranked tied for 3rd among the Patriots defensive linemen ... saw action in 2 playoff games, posting 3 tackles and 1 TFL. **2014:** Started 14-of-15 games for the Saints, posting 41 tackles, 2 sacks and 7 TFLs ... 41 tackles ranked 2nd on the Saints defensive linemen ... was placed on IR prior the season finale. **2013:** Started 16-of-16 games for the first time in his career with New Orleans ... posted career-highs in tackles (56), sacks (4.5) and TFLs (8) ... 56 tackles were the most among the Saints defensive front ... started both of the Saints postseason contests, notching 7 tackles and 0.5 sacks. **2012:** Appeared in 14 games with the Saints as a rookie ... collected 20 tackles, 1 pass breakup, 2 TFLs and 1 forced fumble.



2017 CHICAGO BEARS

Date	W/L	Opponent	Tkls-S	Sk-YL	INT-Yds	PD	FF	FR	TFL
9/10*	L	ATL	3-3	2-13	0-0	0	0	0	2
9/17*	L	at TB	3-2	0-0	0-0	0	0	0	0
9/24*	W	PIT	4-2	0-0	0-0	0	0	1	0
9/28*	L	at GB	2-0	0-0	0-0	0	0	0	0
10/9*	L	MIN	4-4	2-15	0-0	0	0	0	3
10/15*	W	at BAL	3-3	1-5	0-0	0	0	0	1
10/22*	W	CAR	5-4	1-6	0-0	0	0	0	2
10/29*	L	at NO	2-2	1-8	0-0	0	0	0	1
11/12		GB							
11/19		DET							
11/26		at PHI							
12/3		SF							
12/10		at CIN							
12/16		at DET							
12/24		CLE							
12/31		at MIN							
Totals	3-5		26-20	7-47	0-0	0	0	1	9

*Denotes Game Started

AKIEM HICKS' NFL STATISTICS

REGULAR SEASON

Year	Team	GP	GS	Tackles					Interceptions					Fumbles			Misc.	
				Tot	S	A	Sk	Yds	No	Yds	Lg	TD	PD	FF	FR	Yds	TFL	STT
2012	New Orleans	14	0	20	10	10	0.0	0.0	0	0	-	0	1	1	0	0	2	0
2013	New Orleans	16	16	56	29	27	4.5	27.5	0	0	-	0	0	0	0	0	8	0
2014	New Orleans	15	14	41	27	14	2.0	16.0	0	0	-	0	0	0	0	0	7	0
2015	TOTAL	16	3	23	9	14	3.0	12.0	0	0	-	0	0	0	1	0	5	0
2016	Chicago	16	16	71	50	21	7.0	49.0	0	0	-	0	3	2	1	0	5	0
2017	Chicago	8	8	26	20	6	7.0	47.0	0	0	-	0	0	0	1	0	9	0
Totals		85	57	237	145	92	23.5	151.5	0	0	-	0	4	3	3	0	36	0

POSTSEASON

Year	Team	GP	GS	Tackles					Interceptions					Fumbles			Misc.	
				Tot	S	A	Sk	Yds	No	Yds	Lg	TD	PD	FF	FR	Yds	TFL	STT
2013	New Orleans	2	2	7	3	4	0.5	4.0	0	0	-	0	0	0	0	0	0	0
2015	New England	2	0	3	1	2	0.0	0.0	0	0	-	0	0	0	0	0	1	0
Totals		4	2	10	4	6	0.5	4.0	0	0	-	0	0	0	0	0	1	0

SEASON / CAREER / PLAYOFF HIGHS

	2017	Career	Playoff
Tackles	5, vs. CAR (10/22)	13, vs. SF (12/4/16)	4, at SEA (1/11/14)
Solos	4, twice	8, vs. SF (12/4/16)	2, at PHI (1/4/14)
Sacks	2, twice	2, five times	0.5, at PHI (1/4/14)



36 DEANDRE HOUSTON-CARSON

Ht: 6-1**Wt:** 205**Age:** 24**College:** William & Mary**Bears Season:** 2**NFL Season:** 2**Acquired:** 6th round of the 2016 draft (185th overall)

DEFENSIVE BACK

PRO CAREER: Begins second NFL season, appearing in 14 games for the Chicago Bears (2016) ... made 9 STTs.

2017 SEASON: Appeared in 6 games after being promoted from the practice squad on September 19... Owns 7 STTs.

PREVIOUS SEASONS: 2016: Appeared in 8 games (Games 1-5, 8, 12 & 16) on special teams as a rookie. Tallied 2 STTs.

2017 CHICAGO BEARS

Date	W/L	Opponent	TKls-S	Sk-VL	INT-Yds	PD	FF	FR	TFL
9/10	L	ATL			PRACTICE SQUAD				
9/17	L	at TB			PRACTICE SQUAD				
9/24	W	PIT	0-0	0-0	0-0	0	0	0	0
9/28	L	at GB	0-0	0-0	0-0	0	0	0	0
10/9	L	MIN	0-0	0-0	0-0	0	0	0	0
10/15	W	at BAL	0-0	0-0	0-0	0	0	0	0
10/22	W	CAR	0-0	0-0	0-0	0	0	0	0
10/29	L	at NO	0-0	0-0	0-0	0	0	0	0
11/12		GB							
11/19		DET							
11/26		at PHI							
12/3		SF							
12/10		at CIN							
12/16		at DET							
12/24		CLE							
12/31		at MIN							
Totals	0-0		0-0	0-0	0-0	0	0	0	0

*Denotes Game Started

DEANDRE HOUSTON CARSON'S NFL STATISTICS

REGULAR SEASON

Year	Team	GP	GS	Tackles				Interceptions				Fumbles			Misc.			
				Tot	S	A	Sk	Yds	No	Yds	Lg	TD	PD	FF	FR	Yds	TFL	STT
2016	Chicago	8	0	0	0	0	0.0	0	0	-	0	0	0	0	0	0	0.0	2
2017	Chicago	6	0	0	0	6	0.0	0.0	0	0	-	0	0	0	0	0	0.0	7
Totals		14	0	0	0	0	0.0	0.0	0	0	-	0	0	0	0	0	0.0	9

SEASON / CAREER / PLAYOFF HIGHS

	2017	Career	Playoff
Tackles	None	None	None
Solos	None	None	None
Sacks	None	None	None



24 JORDAN HOWARD

Ht: 6-0**Wt:** 222**Age:** 23**College:** Indiana**Bears Season:** 2**NFL Season:** 2**Acquired:** 5th round of the 2016 draft (150th overall)

RUNNING BACK

PRO CAREER: Enters second NFL campaign ... Started 21-of-23 games for the Bears, carrying the ball 414 times for 1,975 yards (4.8 avg) and 10 touchdowns ... Adds 43 receptions for 376 yards (8.7 avg)... Set a Bears rookie rushing record with his 1,313 yards and became the second-youngest Bears RB to eclipse 1,000 yards in a season ... his 1,313 yards ranked second in the NFL behind Dallas' Ezekiel Elliott, marking the first time since the 1970 merger that two rookies finished 1-2 in the NFL in rushing ... later became the first Bears rookie running back to be voted to the Pro Bowl since Hall of Famer Gale Sayers in 1965... Became fastest player in Bears history to record 10 games of 100+ yards rushing (23 games).

2017 SEASON: Started eight games, rushing for 662 yards on 162 carries (4.1 avg) and 4 touchdowns... Adds 14 receptions for 78 yards (5.6 avg)... Set a career-high in receptions (5) vs. PIT (9/24)... Led the Bears in scoring (12), rushing yards (138), receptions (5) and receiving yards (26) against the Steelers on 9/24. The last Bear to accomplish this feat was Matt Forte when he tallied 47 yards on the ground, 6 catches for 57 yards and 1 score at Minnesota (12/20/15)... Set a career-high in rushing yards (167) and carries (36) at BAL (10/15)... Rushed for 100 yards or more in 3 games this season.

HONORS & AWARDS: 2016: NFC Offensive Player of the Week, FedEx Ground Player of the Week, Offensive Rookie of the Month (December/January), All-Rookie Team (PFWA, Gil Brandt, USA Today, Fox Sports) ... Brian Piccolo Award.

2016 SEASON: Appeared in 15 games (Games 2-16) with 13 starts (Games 4-16) carrying the ball 252 times for 1,313 yards (5.2 avg) and 6 touchdowns ... caught 29 passes for 298 yards (10.3 avg) ... 5.2 rushing average led the NFC ranked 4th in the league overall ... 1,313 yards ranked second in the NFL ... became the first Bears rookie to rush for 100+ yards in each of his first two starts ... second-youngest Bear to rush for 1,000 yards in a season (Salaam, 1995) ... first Bears rookie to rush for over 100 yards in 7 games ... scored 3 touchdowns vs. SF (12/4) which ranks tied for second most by a Bears rookie ... rushed for a career-high 153 yards vs. MIN (10/31), which earned him NFC Offensive Player of the Week and FedEx Ground Player of the Week ... earned Offensive Rookie of the Month for of December/January.



2017 CHICAGO BEARS

Date	W/L	Opp.	Rush	Yards	Avg.	Lg	TD	Rec.	Yards	Avg.	Lg	TD
9/10*	L	ATL	13	52	4.0	11	1	3	14	4.7	9	0
9/17*	L	at TB	9	7	0.8	4	0	0	0	0.0	-	0
9/24*	W	PIT	23	140	6.1	19t	2	5	26	5.2	10	0
9/28*	L	at GB	18	53	2.9	16	1	2	10	5.0	7	0
10/9*	L	MIN	19	76	4.0	13	0	0	0	0.0	-	0
10/15*	W	at BAL	36	167	4.6	53	0	1	9	9.0	9	0
10/22*	W	CAR	21	65	3.1	11	0	0	0	0.0	-	0
10/29*	L	at NO	23	102	4.4	50	0	3	19	6.3	12	0
11/12		GB										
11/19		DET										
11/26		at PHI										
12/3		SF										
12/10		at CIN										
12/16		at DET										
12/24		CLE										
12/31		at MIN										
Totals	3-5		162	662	4.1	53	4	14	78	5.6	12	0

*Denotes Game Started

JORDAN HOWARD'S NFL STATISTICS

REGULAR SEASON													
Year	Team	GP-GS	Rush	Yds	Avg	Lg	TD	Rec	Yds	Avg	Lg	TD	STT
2016	Chicago	15-13	252	1,313	5.2	69	6	29	298	10.3	34	1	0
2017	Chicago	8-8	162	662	4.1	53	4	14	78	5.6	12	0	0
Totals		23-21	414	1,975	4.8	69	10	43	376	8.7	34	1	0

SEASON / CAREER / PLAYOFF HIGHS		
	2017	Playoff
Rushes.....	36, at BAL (10/15)	None
Rushing Yards.....	167, at BAL (10/15)	None
Longest Run.....	53, at BAL (10/15)	69, vs. MIN (10/31/16)
Rushing TDs.....	2, vs. PIT (9/24)	3, vs. SF (12/4)
Receptions.....	5, vs. PIT (9/24)	None
Receiving Yards.....	26, vs. PIT (9/24)	49, vs. MIN (10/31)
Longest Reception.....	12, at. NO (10/29)	34, vs. MIN (10/31)
Receiving TDs.....	None	1, at IND (10/2)



17

**DONTRELLE
INMAN****Ht:** 6-3**Age:** 28**Bears Season:** 1**Acquired:** Undrafted free agent in 2014 (SD)**Wt:** 205**College:** Virginia**NFL Season:** 4**WIDE RECEIVER**

PRO CAREER: In his fourth NFL season, has appeared in 41 games (23 starts) hauling in 107 receptions for 1,463 yards (13.7 avg) and 7 touchdowns with the Chargers organization.... Made his NFL debut September 14, 2014 vs. Seattle... Tallied 2 career 100+ yard receiving games in his NFL career... Set career-high in yards (810) and receptions (58) in 2016.

2017 SEASON: Played in four games, catching 2 passes for 9 yards (4.5 avg) with the L.A. Chargers before being traded to the Bears on October 25... Inactive for Game 8.

PREVIOUS SEASONS: 2016: Oct. 2 vs. New Orleans and logged first NFL 100-yard game with 120 yards and touchdown on seven catches...57-yard touchdown catch vs. Saints was longest scoring catch of career and tied game, 14-14 in second quarter...also caught 17-yarder on 3rd-and-9 on play right before TD catch...later in game, went over 100 yards on 22-yard catch on 3rd-and-4 that helped sustain TD drive for 31-21 lead...Oct. 30 at Denver, 15-yard catch on 3rd-and-12 followed by 37-yarder on 98-yard TD drive to bring Bolts within 17-13...drew three key penalties during scoring drives Nov. 13 vs. Miami...late in first quarter on field goal drive, drew pass interference and additional facemask penalty on 3rd-and-13...during third-quarter TD drive, drew pass interference in end zone for first down at one on drive that ended with Philip Rivers' 300th-career TD pass for 17-14 lead...late in fourth quarter, drew hold on 3rd-and-8 during TD drive for 24-21 edge...52-yard TD catch among 119-yard day, second-highest of season and career, in 21-13 win at Houston Nov. 27...TD tied game 7-7 in second quarter...later in game on TD drive for 21-10 lead, caught 11-yarder on 3rd-and-10 to help Bolts overcome 1st-and-20 and then followed that catch with 25 yarder to Texans' 25, while also drawing personal foul penalty...35-yard TD catch on game's opening drive Dec. 4 vs. Tampa Bay...19-yard touchdown catch Dec. 11 at Carolina to mark third straight game with TD. **2015:** Took over at wide receiver for an injured Malcom Floyd Oct. 4 vs. Cleveland and racked up season-high 88 yards on three catches...included season-long 68-yard catch-and-run to Browns' one on 3rd-and-5 play that set up touchdown for 27-19 lead in eventual 30-27 victory...first NFL touchdown catch, floating one-yarder on 4th-and-goal on final play of first half Oct. 18 at Green Bay's Lambeau Field...two-yard touchdown catch on 3rd-and-goal for Bolts' first points of game in 31-25 win at Jacksonville Nov. 29...during second-quarter touchdown drive that gave Bolts 14-9 lead, had 17-yard catch on 3rd-and-4 followed by 23-yard catch that put Philip Rivers over 40,000 yards for his career...suffered neck injury at end of 15-yard catch on 3rd-and-14 play early Dec. 6 vs. Denver and did not return...inactive Dec. 13 at Kansas City...three catches for 78 yards (26.0 avg.), all on scoring drives, Dec. 20 vs. Miami...seven-yard touchdown reception among season-high eight catches for 82 yards Dec. 24 at Oakland...in overtime, pressed into duty as free safety after injuries left Chargers without enough defensive backs. **2014:** NFL debut Sept. 14 vs. Seattle...helped Chargers to 38-35 overtime win vs. San Francisco in Dec. 20 nationally-televvised night game at Levi's Stadium...inserted into lineup in third quarter and responded with seven catches and 79 yards on nine targets...17-yard 4th-and-10 catch with 54 seconds left during late fourth-quarter game-tying touchdown drive...paced team with five catches, good for 79 yards, Dec. 28 at Kansas City.

**2017 SEASON**

Date	W/L	Opp.	Rec	Yds	Avg	Long	TD
9/11^	L	at DEN			INACTIVE		
9/17^	L	MIA	0	0	0.0	-	0
9/24^	L	KC	1	2	2.0	2	0
9/28^	L	PHI	1	7	7.0	7	0
10/9^	W	at NYG	0	0	0.0	-	0
10/15^	W	at OAK			INACTIVE		
10/22^	W	DEN			INACTIVE		
10/29	L	at NO			INACTIVE		
11/12		GB					
11/19		DET					
11/26		at PHI					
12/3		SF					
12/10		at CIN					
12/16		at DET					
12/24		CLE					
12/31		at MIN					
Totals	0-0		2	9	4.5	7	0

^ with L.A. Chargers

DONTRELLE INMAN'S NFL STATISTICS**REGULAR SEASON**

Year	Team	GP-GS	Rec	Yds	Avg	Lg	TD	Rush	Yds	Avg	Lg	TD
2014	San Diego	7-0	12	158	13.2	28	0	0	0	0.0	-	0
2015	San Diego	14-7	35	486	13.9	68	3	0	0	0.0	-	0
2016	San Diego	16-16	58	810	14.0	57t	4	0	0	0.0	-	0
2017	L.A./Chicago	4-0	2	9	4.5	7	0	0	0	0.0	-	0
NFL totals		41-23	107	1,463	13.7	68	7	0	0	0.0	-	0

SEASON / CAREER / PLAYOFF HIGHS

	2017	Career	Playoff
Receptions.....	1, twice	8, at OAK (12/24/15)	None
Receiving Yards.....	7, vs. PHI (10/1)	120, vs. NO (10/2/16)	None
Longest Reception.....	7, vs. PHI (10/1)	68, vs. CLE (10/4/15)	None
Receiving TDs.....	None	1, seven times	None

^ with L.A. Chargers



47 ISAAH IRVING

Ht: 6-3**Wt:** 254**Age:** 23**College:** San Jose State**Acquired:** Undrafted free agent in 2017.

LINEBACKER

COLLEGE CAREER: Appeared in 47 games (37 starts) at San Jose State, recording 140 tackles, 23 TFLs, 11 sacks and 1 forced fumble... Played defensive end and outside linebacker... **SENIOR:** Appeared in 12 games (11 starts), recording 45 tackles, 11 TFLs, 7 sacks and 1 forced fumble... Named Honorable Mention All-Mountain West... Played in 12 and started 11 games... Had his most productive season at the major college level... Led the team in sacks and ranked 2nd in TFLs... Invited to play in the 2017 NFLPA Collegiate Bowl All-Star game and scored a defensive touchdown on a 15-yard fumble recovery return. **JUNIOR:** Started all 13 games at a defensive end recording... Led all defensive linemen in total tackles with 38 and shared the unit's lead in TFLs at 5.0. **SOPHOMORE:** Appeared in 11 games (4 starts)... Recorded 17 tackles, 2 TFLs and 1 sack. **FRESHMAN:** Played in 11 games (9 starts)... Recorded 40 tackles, 5 TFLs and 2 sacks... Finished 8th on the team in total tackles and 3rd in TFLs. **PERSONAL:** Played football at Cypress Creek High in Houston, Texas... Qualified for the Texas Region III high school wrestling tournament as a junior and advanced to the state championship tournament as a senior.

2017 SEASON: Appeared in 4 games as a reserve after being promoted from the practice squad on October 9.

2017 CHICAGO BEARS

Date	W/L	Opponent	Tkls-S	Sk-YL	INT-Yds	PD	FF	FR	TFL
9/10	L				PRACTICE SQUAD				
9/17	L				PRACTICE SQUAD				
9/24	W				PRACTICE SQUAD				
9/28	L				PRACTICE SQUAD				
10/9	L	MIN	0-0	0-0	0-0	0	0	0	0
10/15	W	at BAL	0-0	0-0	0-0	0	0	0	0
10/22	W	CAR	0-0	0-0	0-0	0	0	0	0
10/29	L	at NO	0-0	0-0	0-0	0	0	0	0
11/12		GB							
11/19		DET							
11/26		at PHI							
12/3		SF							
12/10		at CIN							
12/16		at DET							
12/24		CLE							
12/31		at MIN							
Totals	0-0		0-0	0-0	0-0	0	0	0	0

*Denotes Game Started

ISAAH IRVING'S NFL STATISTICS

REGULAR SEASON

Year	Team	GP	GS	Tot	Tackles				Interceptions				Fumbles			Misc.		
					S	A	Sk	Yds	No	Yds	Lg	TD	PD	FF	FR	Yds	TFL	STT
2017	Chicago	4	0	0	0	0	0	0	0	0	0	-	0	0	0	0	0	0

SEASON / CAREER / PLAYOFF HIGHS

	2017	Career	Playoff
Tackles	None	None	None
Solos	None	None	None
Tackles For Loss	None	None	None
Sacks	None	None	None



39 EDDIE JACKSON

Ht: 6-0
Age: 24

Wt: 194
College: Alabama

Acquired: 4th round of the 2017 NFL draft (112th overall)

DEFENSIVE BACK

COLLEGE CAREER: Started 38-of-41 career contests at Alabama, posting 130 tackles, 8.5 TFLs, 14 pass breakups, and 9 interceptions (3 returned for touchdowns) ... Earned second team All-SEC as a senior and first team All-SEC and second-team All-America as a junior... Owns school record for most career interception yards... Led SEC in INTs (6) as a junior.

2017 SEASON: Started eight games, recording 28 tackles, 4 pass defenses, 1 fumble recovery (returned for TD), 1 interception (returned for TD) and 1 TFL. Jackson's 75-yard INT and 76-yard fumble recovery for touchdowns vs. CAR (10/22) made him the first player in NFL history to return both a fumble recovery and interceptions 75+ yard touchdowns in the same game... Also made him the first rookie in NFL history with multiple 75+ yard defensive touchdowns in the same game... 75-yard fumble recovery is 3rd-longest in Bears history... Week 7 performance earned him NFC Defensive Player of the Week Honors.

HONORS & AWARDS: 2017: NFC Defensive Player of the Week (Week 7 vs. CAR).

SENIOR: Selected as one of the Crimson Tide's permanent team captains for the 2016 season ... Earned second team All-SEC honors from the conference coaches, despite playing in only eight games ... Midseason All-American by CBS, ESPN and USA Today ... Suffered a season-ending leg injury against Texas A&M ... owns the Alabama record for career interception return yards with 303 on 9 interceptions ... Registered 24 total tackles and two pass breakups to go with his interception ... Earned UA coaches' defensive player of the week honors for the Western Kentucky matchup and special teams player of the week recognition for his performances at Ole Miss and Tennessee. **JUNIOR:** Made the transition to safety in the spring of 2015 and excelled in his new role ... selected to the All-SEC First Team by the conference coaches and Associated Press ... earned second team All-America honors from Walter Camp and the FWAA ... named a third team All-American by the Associated Press ... led the team in interceptions with six -- two picks returned for touchdowns, a forced fumble and fumble recovery to go with his 46 tackles from the starting safety spot ... accumulated 230 return yards on his interceptions, shattering the previous all-time record of 163 by Hootie Ingram in 1952 across Ingram's 10 interceptions ... finished tied for seventh nationally and as the SEC leader for interceptions ... earned FWAA National Defensive Player of the Week honors for his performance at Texas A&M ... one of 16 semifinalists for the Jim Thorpe Award, presented annually to the nation's top defensive back. **SOPHOMORE:** Penciled in to be a starter at cornerback before tearing his ACL in spring practice ... returned to game action on Sept. 6 against FAU and started 10 of 11 games at cornerback, including nine straight ... registered 41 total tackles, including two for loss (-12 yards), one sack (-11 yards), an interception (18 yards), six pass breakups, one recovered fumble (16 yards) and two forced fumbles ... earned Alabama Defensive Player of the Week honors after the FAU and Mississippi State games. **FRESHMAN:** Started four games at cornerback as a true freshman for Alabama and played in seven contests ... finished with 19 tackles, including 16 solo stops and one tackle for loss (3 yards) ... added an interception, a quarterback hurry and three pass breakups ... returned a fumble 35 yards against Chattanooga ... named a Special Teams Player of the Week by the Alabama coaching staff after the Arkansas game.

EDDIE JACKSON'S COLLEGE STATISTICS

Year	Team	Tackles						Interceptions					Fumbles		Misc.	
		GP	GS	Tot	S	A	Sk	Yds	No	Yds	Lg	TD	PD	FF		FR
2013	Alabama	7	4	19	16	3	0.0	0.0	1	0	0	0	3	0	2	1.0
2014	Alabama	11	11	41	32	9	1.0	11.0	1	18	18	0	7	2	1	2.0
2015	Alabama	15	15	46	34	12	0.0	0.0	6	230	2	2	2	1	1	3.0
2016	Alabama	8	8	24	15	9	0.0	0.0	1	55	55	1	2	0	0	2.5
Totals		41	38	130	97	33	1.0	11.0	9	303	55	3	14	3	4	8.5

ADDITIONAL STATS: Punt Returns - 11 returns for 253 yards (23.0 avg), 2 touchdowns



2017 CHICAGO BEARS

Date	W/L	Opponent	Tkls-S	Sk-YL	INT-Yds	PD	FF	FR	TFL
9/10*	L	ATL	3-3	0-0	0-0	0	0	0	0
9/17*	L	at TB	8-7	0-0	0-0	0	0	0	1
9/24*	W	PIT	1-1	0-0	0-0	0	0	0	0
9/28*	L	at GB	1-1	0-0	0-0	1	0	0	0
10/9*	L	MIN	4-2	0-0	0-0	1	0	0	0
10/15*	W	at BAL	6-5	0-0	0-0	1	0	0	0
10/22*	W	CAR	4-4	0-0	1-76	1	0	1	0
10/29*	L	at NO	1-1	0-0	0-0	0	0	0	0
11/12		GB							
11/19		DET							
11/26		at PHI							
12/3		SF							
12/10		at CIN							
12/16		at DET							
12/24		CLE							
12/31		at MIN							
Totals	3-5		28-24	0-0	1-76	4	0	1	1

*Denotes Game Started

EDDIE JACKSON'S NFL STATISTICS


REGULAR SEASON

Year	Team	GP	GS	Tot	Tackles				Interceptions				Fumbles			Misc.			
					S	A	Sk	Yds	No	Yds	Lg	TD	PD	FF	FR	Yds	TFL	STT	
2017	Chicago	8	8	28	24	4	0	0	1	76	76	1	4	0	0	1	0	1	0

ADDITIONAL STATS: 2017: Defensive touchdowns- 2; 2017: 1 fumble recovery, 1 interception.

SEASON / CAREER / PLAYOFF HIGHS

	2017	Career	Playoff
Tackles	8, at TB (9/17)	Same	None
Solos	7, at TB (9/17)	Same	None
Tackles For Loss	1, at TB (9/17)	Same	None
Sacks	None	None	None
Interceptions	1, vs. CAR (10/22)	Same	None



52 CHRISTIAN JONES

Ht: 6-3

Wt: 251

Age: 26

College: Florida State

Bears Season: 4

NFL Season: 4

Acquired: Undrafted free agent in 2014

LINEBACKER

PRO CAREER: Over four seasons Jones has appeared in 55 contests with 25 starts with the Bears (2014-17) ... owns 251 tackles, 2 sacks, 5 TFLs, 3 fumble recoveries, 1 forced fumble and 5 pass breakups ... also has 27 STTs ... finished third on the Bears in both defensive tackles (98) and special teams tackles (11) in 2014 and placed second in defensive tackles (98) in 2015 ... 196 tackles leads the Bears over the previous two seasons (2014-15).

2017 SEASON: Appeared in eight games (five starts), recording 47 tackles, 1 pass defense, 1 TFL, 1 forced fumble, 1 fumble recovery and 1 STT.

PREVIOUS SEASONS: 2016: Appeared in all 16 games with 2 starts (Games 5&6), recording 8 tackles and 1 pass breakup ... added 11 STTs which ranked 2nd on the team. **2015:** Appeared in 15 contests (Games 1-13 & 15-16), starting at ILB in 13 contests (Games 1-2, 4-10, 12-13 & 15-16), gathering 98 tackles (2nd on the team), 2 TFLs, 1 fumble recovery, 4 pass breakups and 4 STTs ... inactive Game 14. **2014:** Saw action in all 16 contests in his rookie season for Chicago, making 5 starts (Games 6, 8 & 14-16) and finishing third on the team with 98 tackles, including 2 sacks and 2 additional TFLs.

2017 CHICAGO BEARS

Date	W/L	Opponent	Tkls-S	Sk-YL	INT-Yds	PD	FF	FR	TFL
9/10	L	ATL	0-0	0-0	0-0	0	0	0	0
9/17	L	at TB	6-2	0-0	0-0	0	0	0	0
9/24	W	PIT	1-0	0-0	0-0	0	0	0	0
9/28*	L	at GB	5-3	0-0	0-0	0	0	0	0
10/9*	L	MIN	9-5	0-0	0-0	1	0	0	0
10/15*	W	at BAL	8-4	0-0	0-0	0	1	0	0
10/22*	W	CAR	11-9	0-0	0-0	0	0	0	1
10/29*	L	at NO	7-5	0-0	0-0	0	0	1	0
11/12		GB							
11/19		DET							
11/26		at PHI							
12/3		SF							
12/10		at CIN							
12/16		at DET							
12/24		CLE							
12/31		at MIN							
Totals	2-3		47-28	0-0	0-0	1	1	1	1

*Denotes Game Started

CHRISTIAN JONES' NFL STATISTICS

REGULAR SEASON

Year	Team	GP	GS	Tot	Tackles				Interceptions				Fumbles			Misc.		
					S	A	Sk	Yds	No	Yds	Lg	TD	PD	FF	FR	Yds	TFL	STT
2014	Chicago	16	5	98	54	44	2.0	4.0	0	0	-	0	0	0	1	2	2.0	11
2015	Chicago	15	13	98	70	28	0.0	0.0	0	0	-	0	4	0	1	0	2.0	4
2016	Chicago	16	2	8	5	3	0.0	0.0	0	0	-	0	1	0	0	0.0	11	
2017	Chicago	8	5	47	28	19	0.0	0.0	0	0	-	0	1	1	1	0	1.0	1
NFL Totals		55	25	251	157	94	2.0	4.0	0	0	0	0	6	1	3	2	5.0	27

SEASON / CAREER / PLAYOFF HIGHS

	2017	Career	Playoff
Tackles	11, vs. CAR (10/22)	18, vs. DET (12/21/14)	None
Solos	9, vs. CAR (10/22)	13, vs. DET (12/21/14)	None
Tackles For Loss	1, vs. CAR (10/22)	1, four times	None
Sacks	None	1, twice	None



44 NICK KWIATKOSKI

Ht: 6-2**Wt:** 242**Age:** 24**College:** West Virginia**Bears Season:** 2**NFL Season:** 2**Acquired:** 4th round of 2016 draft (113th overall)

LINEBACKER

PRO CAREER: Enters second NFL season, appearing in 17 games (8 starts) with the Bears, recording 57 tackles, 5 TFLs, 1 forced fumble, 1 sack, 1 pass break up and 3 STTs.

2017 SEASON: Appeared in three games (one start), recording 5 tackles. Inactive Games 3-6. Did not play Game 7.

2016 SEASON: Recorded 52 tackles, 5 TFLs, 1 forced fumble, 1 sack and 1 pass breakup in 14 games (7 starts) as a rookie ... made 10 tackles vs. SF (12/4) ... posted a team-high in tackles twice (6 vs. TEN 11/27 & 9 at DET 12/11).

2017 CHICAGO BEARS

Date	W/L	Opponent	Tkls-S	Sk-YL	INT-Yds	PD	FF	FR	TFL
9/10	L	ATL	1-0	0-0	0-0	0	0	0	0
9/17*	L	at TB	4-4	0-0	0-0	0	0	0	0
9/24	W	PIT			INACTIVE				
9/28	L	at GB			INACTIVE				
10/9	L	MIN			INACTIVE				
10/15	W	at BAL			INACTIVE				
10/22	W	CAR			DID NOT PLAY				
10/29	L	at NO	0-0	0-0	0-0	0	0	0	0
11/12		GB							
11/19		DET							
11/26		at PHI							
12/3		SF							
12/10		at CIN							
12/16		at DET							
12/24		CLE							
12/31		at MIN							
Totals	0-1		5-4	0-0	0-0	0	0	0	0

*Denotes Game Started


NICK KWIATKOSKI'S CAREER STATISTICS

REGULAR SEASON

Year	Team	GP	GS	Tackles				Interceptions				Fumbles			Misc.			
				Tot	S	A	Sk	Yds	No	Yds	Lg	TD	PD	FF	FR	Yds	TFL	STT
2016	Chicago	14	7	52	39	13	1.0	0.0	0	0	-	0	1	1	0	0	5.0	2
2017	Chicago	3	1	5	4	1	0.0	0.0	0	0	-	0	0	0	0	0	0.0	1
Totals		17	8	57	43	14	1.0	0.0	0	0	-	0	1	1	0	0	5.0	3

SEASON / CAREER / PLAYOFF HIGHS

	2017	Career	Playoff
Tackles	4, at TB (9/17)	10, vs. SF (12/4/16)	None
Solos	4, at TB (9/17)	9, vs. SF (12/4/16)	None
Tackles For Loss	None	2, vs. SF (12/4/16)	None
Sacks	None	1, at DET (12/11/16)	None



22 CRE'VON LEBLANC

Ht: 5-11**Wt:** 190**Age:** 23**College:** Florida Atlantic**Bears Season:** 2**NFL Season:** 2**Acquired:** Acquired from waivers in 2016 (NE)

DEFENSIVE BACK

PRO CAREER: Enters second NFL season, appearing in 21 games with 9 starts, recording 48 tackles, 13 pass breakups, 2 interceptions and 2 STTs ... Returned an interception for a touchdown at DET (12/11/16), making the Bears the only team in the NFL to have two rookies record a defensive touchdown in 2016 (Leonard Floyd) and the first pair of Bears rookies to record a defensive touchdown since at least 1960.

2017 SEASON: Appeared in eight games as a reserve, recording 2 tackles and 2 STTs.

2016 SEASON: Appeared in 13 games (Games 2-14 & 16) with 9 starts (Games 7-14 & 16), recording 46 tackles, 13 pass breakups and 2 interceptions (1 returned for a touchdown) ... 2 interceptions tied for the team lead ... one of two players on Bears team to record a defensive touchdown. GAMES PLAYED-STARTED: 13-9

2017 CHICAGO BEARS

Date	W/L	Opponent	Tkls-S	Sk-YL	INT-Yds	PD	FF	FR	TFL
9/10	L	ATL	0-0	0-0	0-0	0	0	0	0
9/17	L	at TB	1-1	0-0	0-0	0	0	0	0
9/24	W	PIT	0-0	0-0	0-0	0	0	0	0
9/28	L	at GB	0-0	0-0	0-0	0	0	0	0
10/9	L	MIN	0-0	0-0	0-0	0	0	0	0
10/15	W	at BAL	0-0	0-0	0-0	0	0	0	0
10/22	W	CAR	0-0	0-0	0-0	0	0	0	0
10/29	L	at NO	1-1	0-0	0-0	0	0	0	0
11/12		GB							
11/19		DET							
11/26		at PHI							
12/3		SF							
12/10		at CIN							
12/16		at DET							
12/24		CLE							
12/31		at MIN							
Totals	0-0		2-2	0-0	0-0	0	0	0	0

*Denotes Game Started

CRE'VON LEBLANC'S NFL STATISTICS

REGULAR SEASON

Year	Team	GP	GS	Tackles				Interceptions					Fumbles			Misc.		
				Tot	S	A	Sk	Yds	No	Yds	Lg	TD	PD	FF	FR	Yds	TFL	STT
2016	Chicago	13	9	46	36	10	0.0	0.0	2	24	24t	1	13	0	0	0	0.0	0
2017	Chicago	8	0	2	2	0	0.0	0.0	0	0	-	0	0	0	0	0	0.0	2
Totals		21	9	48	38	10	0.0	0.0	2	24	24t	1	13	0	0	0	0.0	2

ADDITIONAL STATS: 2016: 5 punt returns for 43 yards (8.6 avg.)

SEASON / CAREER / PLAYOFF HIGHS

	2017	Career	Playoff
Tackles	1, twice	6, at GB (10/20/16)	None
Solos	1, twice	6, vs. GB (12/18/16)	None
Pass Defenses	None	3, twice	None
Interceptions	None	1, twice	None



72

**CHARLES
LENO, JR.****Ht:** 6-3**Age:** 26**Bears Season:** 4**Acquired:** 7th round of the 2014 draft (246th overall)**Wt:** 305**College:** Boise State**NFL Season:** 4**OFFENSIVE LINE**


PRO CAREER: Appeared in 46 contests with 38 starts in four seasons with Chicago (2014-17) ... owns 37 starts at LT and 1 start as a sixth eligible lineman ... in 2015, helped the Bears offense to franchise's fourth-highest single-season gross passing total in 2015 (3,843 yards), fifth-highest single-season net passing total (3,660 yards) and sixth highest total for net yards (5,514) ... made NFL debut on November 9, 2014 at Green Bay ... made first NFL start on November 16, 2014 versus Minnesota as a sixth eligible lineman ... signed a four-year contract extension through 2021 on August 23.

2017 SEASON: Started eight games at LT.

PREVIOUS SEASONS: 2016: Started all 16 games at LT ... one of only two offensive players to start every game ... helped pave the way for rookie Jordan Howard to 1,313 rushing yards (2nd in NFL) ... helped the Bears to the 3rd most passing yards (gross and net) in franchise history. **2015:** Appeared in all 16 contests, with 13 starts (Games 4-16) at LT... helped the Bears offense to franchise's fourth-highest single-season gross passing total in 2015 (3,843 yards), fifth-highest single-season net passing total (3,660 yards) and sixth highest total for net yards (5,514). **2014:** Appeared in 6 contests with 1 start in his rookie season with the Bears, spending most of his time as a sixth eligible lineman ... made NFL debut at Green Bay (11/9) and first career start a week later vs. MIN (11/6) as a sixth eligible lineman ... saw action in Games 9-14 ... inactive Games 1-5, 7 and 8 and 16, while active but did not play in Games 6 and 15.

CHARLES LENO'S NFL STATISTICS**REGULAR SEASON**

GAMES PLAYED-STARTED - 46-38: 2014 CHI (6-1); 2015 CHI (16-13); 2016 CHI (16-16); 2017 CHI (8-8).



75 KYLE LONG

Ht: 6-6

Age: 29

Bears Season: 5

Acquired: 1st round of the 2013 draft (20th overall)

Wt: 320

College: Oregon

NFL Season: 5

OFFENSIVE LINE

PRO CAREER: Three-time Pro Bowler, becoming first Bears player since Brian Urlacher (2000-02) to be named to the Pro Bowl in each of his first three professional football seasons and seventh Bears player to accomplish the feat overall (Long, Urlacher, Gale Sayers, Dick Butkus, Mike Ditka, Rick Casares and Harlon Hill) ... first Bears offensive lineman ever to be named to Pro Bowl in each of his first three professional football seasons ... has started 61 games (44 at RG, 16 at RT and 1 at LG) in five NFL seasons (2013-17) with Chicago ... helped pave the way for 1,000-yard rusher three times (M. Forte: 1,339 in 2013 and 1,038 in 2014 and Jordan Howard: 1,313 in 2016) ... named to the PFWA's All-Rookie team in 2013 ... was the first Bears offensive lineman to reach the Pro Bowl since 2006 (R. Brown/O. Kreutz), the first Bears rookie to make the Pro Bowl squad since 2009 (J. Knox) and the first Bears rookie to make the Pro Bowl as a non-specialist since 2000 (B. Urlacher).

2017 SEASON: Started 6 games, Inactive for games 1 and 2.

HONORS AND AWARDS: **2015:** Pro Bowl. **2014:** Pro Bowl; second team All-Pro (AP). **2013:** Pro Bowl; All-Rookie (PFWA, Gil Brandt & Mel Kiper).

PREVIOUS SEASONS: **2016:** Started 8 games at RG before being put on Injured Reserve. **2015:** Started all 16 games at RT, en route to being named to his third consecutive Pro Bowl ... made his first career start at RT in Week 1 after spending his first two NFL seasons at RG ... helped the Bears offense to franchise's fourth-highest single-season gross passing total in 2015 (3,843 yards). **2014:** Named to second consecutive Pro Bowl after starting 15 contests at RG for the Bears ... inactive Game 15 due to hip injury ... helped pave way for 1,000-yard rusher for second-consecutive season as Matt Forte gained 1,038 yards. **2013:** Earned his first trip to the Pro Bowl and multiple All-Rookie teams after starting all 16 games at RG ... helped the Bears offense set numerous franchise marks including total net yards, gross passing yards, net passing yards, passing touchdowns and first downs gained ... helped the offensive line achieve its lowest sack total (30) since 2008 and its lowest sack percentage (4.9) since 1982.

KYLE LONG'S NFL STATISTICS

GAMES PLAYED-STARTED - 61-61: 2013 CHI (16-16); 2014 CHI (15-15); 2015 CHI (16-16); 2016 CHI (8-8); 2017 CHI (6-6).



70 BOBBY MASSIE

Ht: 6-6**Wt:** 320**Age:** 28**College:** Mississippi**Bears Season:** 2**NFL Season:** 6**Acquired:** Unrestricted free agent in 2016 (ARI)

OFFENSIVE LINE

PRO CAREER: Entering his second season with the Bears, appearing in 77 games with 69 starts in four seasons with the Arizona Cardinals (2012-15) and two with the Bears (2016-17) ... part of an offensive line that allowed just 27 sacks in in 2015 (tied for 4th fewest in the NFL) and 28 sacks in 2014 (tied for the 6th fewest in the NFL) ... helped the Cardinals gain 6,692 yards from scrimmage in 2015, which ranked 2nd in the NFL and 2nd in franchise history ... one of six offensive linemen in the NFL that started all 16 contests as rookies in 2012 ... started 3 of 3 postseason contests.

2017 SEASON: Started eight games at RT.

PREVIOUS SEASONS: 2016: Started 15 games at right tackle ... inactive Game 10 ... paved the way for rookie Jordan Howard to 1,313 rushing yards (2nd in NFL) ... helped the Bears to the 3rd most passing yards (gross and net) in franchise history. **2015:** Started the Cardinals final 14 games of the regular season and both playoff games at RT... helped Arizona gain 6,692 yards from scrimmage, which ranked 2nd in the NFL and 2nd in franchise annals ... part of an offensive line that allowed just 27 sacks (tied for 4th fewest in the NFL) ... on the reserve/suspended list for the first two games of the season. **2014:** Started every game at RT, the second time in three years ... part of line that allowed just 28 sacks on the season, tied for the 6th fewest in the NFL in 2014. **2013:** Played in 8 games, seeing time at RT and as an eligible extra blocker ... inactive for the first 6 games of the season ... active but DNP vs. Sea (10/17) ... made season debut vs. Atlanta (10/27). **2012:** Started all 16 games at RT in his rookie season ... was the only Cardinals rookie to start every game and was one of six rookie offensive linemen in the NFL to start all 16 games as a rookie.

BOBBY MASSIE'S NFL STATISTICS

REGULAR SEASON

GAMES PLAYED-STARTED - 77-69: 2012 ARI (16-16); 2013 ARI (8-0); 2014 ARI (16-16); 2015 ARI (14-14); 2016 CHI (15-15); 2017 CHI (8-8).



18 TRE McBRIDE

Ht: 6-0

Wt: 210

Age: 24

College: William & Mary

Bears Season: 1

NFL Season: 3

Acquired: Waiver claim in 2017 (TEN)

WIDE RECEIVER

PRO CAREER: Enters his 3rd NFL season... Appeared in 14 games (two starts) with the Tennessee Titans (2014-15) and Chicago Bears (2017).

2017 SEASON: Appeared in five games (two starts), catching 4 passes for 110 yards (27.5 avg)... Inactive for Game 1, waived prior to Game 3.

PREVIOUS SEASONS: 2016 - Appeared in two games as a reserve primarily on special teams. Spent the first eight weeks of the season on the Titans' practice squad. **2015** - Played in seven games as a rookie. Returned 10 kickoffs for 190 yards and posted two receptions for eight yards with a touchdown. Registered five special teams tackles and a forced fumble on coverage units. Spent the first 10 weeks of the season on the team's practice squad. Collected his first career NFL reception and his first career NFL touchdown against Houston (12/27/15). Made his NFL debut at Jacksonville (11/19/15).

2017 CHICAGO BEARS

Date	W/L	Opp.	Rec	Yds	Avg	Long	TD
9/10	L	ATL					INACTIVE
9/17	L	vs. TB	0	0	0.0	-	0
9/24	W	PIT					NOT WITH TEAM
9/28	L	at GB					PRACTICE SQUAD
10/9	L	MIN	1	18	18.0	18	0
10/15*	W	at BAL	0	0	0.0	-	0
10/22*	W	CAR	0	0	0.0	-	0
10/29	L	at NO	3	92	30.7	45	0
11/12		GB					
11/19		DET					
11/26		at PHI					
12/3		SF					
12/10		at CIN					
12/16		at DET					
12/24		CLE					
12/31		at MIN					
Totals	2-0		4	110	27.5	45	0

*Denotes Game Started


TRE McBRIDE'S NFL STATISTICS

REGULAR SEASON

Year	Team	GP-GS	Rec	Yds	Avg	Lg	TD	Rush	Yds	Avg	Lg	TD	STT
2015	Tennessee	7-0	2	8	4.0	7	1	1	8	8.0	8	0	3
2016	Tennessee	2-0	0	0	0.0	-	0	0	0	0.0	-	0	2
2017	Chicago	5-2	4	110	27.5	45	0	0	0	0.0	-	0	0
NFL totals		14-2	6	118	19.7	45	1	1	8	8.0	8	0	5

SEASON / CAREER / PLAYOFF HIGHS

	2017	Career	Playoff
Receptions.....	3, at NO (10/29)	Same	None
Receiving Yards.....	92, at NO (10/29)	Same	None
Longest Reception.....	45, at NO (10/29)	Same	None
Receiving TDs.....	None	1, vs. HOU (12/27/15)	None

**27** SHERRICK
McMANIS**Ht:** 6-1**Wt:** 192**Age:** 30**College:** Northwestern**Bears Season:** 6**NFL Season:** 8**Acquired:** Trade with HOU in 2012**DEFENSIVE BACK**

PRO CAREER: Appeared in 100 contests (5 starts) over eight seasons with Houston (2010-11) and Chicago (2012-17), recording 29 tackles, 1 interception and 5 pass breakups ... has added 85 STTs, 1 blocked punt (which was returned by the Bears for a touchdown) 1 forced fumble and 2 fumble recoveries on special teams ... also owns 11 kickoff returns for 230 yards (20.9 avg) ... his 68 special teams tackles leads the Bears since joining the team 2012 ... has ranked in the top 3 on the Bears in special teams tackles all five previous seasons with the team (1st in 2016, 1st in 2015, 2nd in 2012 and 2014, 3rd in 2012).

2017 SEASON: Appeared in six games as a reserve, recording a blocked field goal and a fumble recovery on special teams. Inactive for Game 7-8.

HONOR AND AWARDS: **2012:** NFC Special Teams Player of the Week (11/4/12).

PREVIOUS SEASONS: **2016:** Appeared in all 16 games as a reserve defensive back and special teams contributor ... recorded 3 tackles ... led team with 13 STTs. **2015:** Saw action in all 16 contests, starting 4 (Games 1, 3 & 5-6) in a 3 CB-set, collecting 19 tackles and 3 pass breakups ... led the Bears with a career-high 17 special teams tackles. **2014:** Appeared in 12 games, mostly on special teams ... missed Weeks 3-6 due to a quad injury suffered in Week 2, along with a knee injury suffered in practice in Week 6 ... racked up 13 special teams tackles which ranked second on the Bears ... added 1 fumble recovery off a muffed punt and 4 defensive tackles. **2013:** Played in 15 games with 1 start, the first of his career ... finished second on the Bears with 15 STTs ... picked-up 1 tackle and 1 PBU on defense. **2012:** Finished tied for third on the team with 10 STTs in 12 games played ... helped the Bears set a franchise record in punt coverage allowing 3.4 ypr ... recovered 1 fumble ... named NFC Special Teams Player of the Week after blocking a punt week 9 at TEN (11/4/12), which was returned for a Bears touchdown ... placed on IR with a knee injury 12/11. **2011:** Recorded 5 STTs in 9 games played in Houston ... returned 10 kickoffs for 205 yards (20.5 avg). **2010:** Saw action in 14 games with the Texans ... made 11 STTs, 2 defensive tackles (1 solo) and intercepted 1 pass.



2017 CHICAGO BEARS

Date	W/L	Opponent	Tkls-S	Sk-YL	INT-Yds	PD	FF	FR	TFL
9/10	L	ATL	0-0	0-0	0-0	0	0	0	0
9/17	L	at TB	0-0	0-0	0-0	0	0	0	0
9/24	W	PIT	0-0	0-0	0-0	0	0	0	0
9/28	L	at GB	0-0	0-0	0-0	0	0	0	0
10/9	L	MIN	0-0	0-0	0-0	0	0	0	0
10/15	W	at BAL	0-0	0-0	0-0	0	0	0	0
10/22	W	CAR			INACTIVE				
10/29	L	at NO			INACTIVE				
11/12		GB							
11/19		DET							
11/26		at PHI							
12/3		SF							
12/10		at CIN							
12/16		at DET							
12/24		CLE							
12/31		at MIN							
Totals	0-0		0-0	0-0	0-0	0	0	0	0

*Denotes Game Started

SHERRICK McMANIS' NFL STATISTICS


REGULAR SEASON

Year	Team	GP	GS	Tackles				Interceptions					Fumbles			Misc.			
				Tot	S	A	Sk	Yds	No	Yds	Lg	TD	PD	FF	FR	Yds	TFL	STT	
2010	Houston	14	0	2	1	1	0.0	0.0	1	1	1	0	1	0	0	0	0	0.0	11
2011	Houston	9	0	0	0	0	0.0	0.0	0	0	-	0	0	1	0	0	0	0.0	5
2012	Chicago	12	0	0	0	0	0.0	0.0	0	0	-	0	0	0	1	0	0	0.0	10
2013	Chicago	15	1	1	1	0	0.0	0.0	0	0	-	0	1	0	0	0	0	0.0	15
2014	Chicago	12	0	4	3	1	0.0	0.0	0	0	-	0	0	0	1	0	0	0.0	13
2015	Chicago	16	4	19	12	7	0.0	0.0	0	0	-	0	3	0	0	0	0	0.0	17
2016	Chicago	16	0	3	3	0	0.0	0.0	0	0	-	0	0	0	0	0	0	0.0	13
2017	Chicago	6	0	0	0	0	0.0	0.0	0	0	-	0	0	0	0	0	0	0.0	1
Bears totals		77	5	27	19	8	0.0	0.0	0	0	-	0	4	0	2	0	0	0.0	69
NFL totals		100	5	29	20	9	0.0	0.0	1	1	1	0	5	1	2	0	0	0.0	85

ADDITIONAL STATS: Blocked Punts - 1: 1 at TEN (11/4/12). Blocked Field Goals - 1 VS. PIT (9/24/17). Kickoff Returns - 11 for 230 yards.

SEASON / CAREER / PLAYOFF HIGHS

	2017	Career	Playoff
Tackles	None	6, at DET (10/18/15)	None
Solos	None	5, at DET (10/18/15)	None
Pass Defenses	None	1, five times	None
Interceptions	None	1, vs. NYG (10/10/10)	None



92 PERNELLE McPHEE

Ht: 6-3**Wt:** 273**Age:** 29**College:** Mississippi State**Bears Season:** 3**NFL Season:** 7**Acquired:** Unrestricted free agent in 2015 (BAL)

LINEBACKER

PRO CAREER: Appeared in 91 games over seven seasons with the Ravens (2011-14) and Bears (2015-17), starting 20 contests, posting 198 tackles, 31 sacks, 1 interception, 11 pass breakups, 39 TFLs, 6 forced fumbles and 1 fumble recovery ... owns 1 blocked field goal on special teams ... set career highs in tackles (64) and interceptions (1) in his first season as a Bear in 2015 ... helped Ravens to Super Bowl Championship after 2012 season, posting 4 tackles, 1 sack, 2 pass breakups, 1 forced fumble and 1 fumble recovery during the playoff run.

2017 SEASON: Appeared in eight games (two starts), recording 12 tackles, 4 TFLs, 1 pass breakup and 4 sacks for a loss of 20 yards.

HONORS AND AWARDS: 2016: Ed Block Courage Award.

PREVIOUS SEASONS: 2016: Appeared in 9 games (Games 7-15) after being activated from PUP ... tallied 28 tackles, 4 sacks, 1 TFL and 1 forced fumble ... 4 sacks ranked 3rd on the team despite only seeing action in 9 games.

2015: Saw action in 14 contests (Games 1-8, 10-12 & 14-16) with 12 starts (Games 1-8, 10-12 & 14) at OLB ... gathered 64 tackles (4th on the team), 6 sacks (3rd on the team), 10 TFLs (tied for 2nd on the team), 1 interception, 1 forced fumble and 3 pass breakups ... added blocked field goal in Bears 18-17 victory in Game 5 at Kansas City, the first blocked kick of his career ... named a team captain by his teammates ... missed Games 9 and 13 due to a knee injury ... picked up first career interception in Game 4 vs. Oakland. **2014:** Saw action in all 16 games for the second consecutive season in Baltimore and produced 27 tackles and a career-high 7.5 sacks with 4 pass breakups and 1 FF for a defense that finished second in the league with 49 sacks and allowed the sixth-fewest points per game (18.9) in 2014 ... according to STATS, his 38 combined quarterback knockdowns and hurries in 2014 were 14th most in the NFL. **2013:** Produced 21 tackles, including 13 solo ... added 2 sacks (13 yards), 1 PD and 1 FF in 16 games. **2012:** Appeared in 12 games with 6 starts, missing 4 games with a thigh injury for the Ravens ... produced 21 tackles (18 solo) and 1.5 sacks (12 yards) ... started his first-career NFL game vs. CIN (9/10) ... played in 4 postseason contests, recording 4 tackles, 1 sack, 2 pass breakups, 1 forced fumble and 1 fumble recovery en route to a Super Bowl victory. **2011:** Finished second on the Ravens with 6 sacks for the NFL's third-ranked defense (288.9 ypg) ... led all Ravens rookies with a career-high 23 tackles, while also netting 2 PD, 1 FF and 1 FR ... played in 2 postseason games, tallying 1 pass breakup.



2017 CHICAGO BEARS

Date	W/L	Opponent	Tkls-S	Sk-YL	INT-Yds	PD	FF	FR	TFL
9/10	L	ATL	0-0	0-0	0-0	0	0	0	0
9/17	L	at TB	2-2	0-0	0-0	0	1	0	0
9/24	W	PIT	3-3	1-3	0-0	0	0	0	1
9/28	L	at GB	3-3	1-9	0-0	0	0	0	1
10/9*	L	MIN	1-1	0-0	0-0	0	0	0	0
10/15	W	at BAL	2-2	1-2	0-0	0	0	0	1
10/22*	W	CAR	1-1	1-6	0-0	0	0	0	1
10/29	L	at NO	2-2	0-0	0-0	1	0	0	0
11/12		GB							
11/19		DET							
11/26		at PHI							
12/3		SF							
12/10		at CIN							
12/16		at DET							
12/24		CLE							
12/31		at MIN							
Totals	1-1		14-14	4-20	0-0	1	1	0	4

*Denotes Game Started

PERNELL McPHEE'S NFL STATISTICS

REGULAR SEASON


Year	Team	GP	GS	Tackles				Interceptions					Fumbles			Misc.		
				Tot	S	A	Sk	Yds	No	Yds	Lg	TD	PD	FF	FR	Yds	TFL	STT
2011	Baltimore	16	0	23	16	7	6.0	31.0	0	0	0	0	2	1	1	0	4.0	0
2012	Baltimore	12	6	21	18	3	1.5	12.0	0	0	0	0	0	0	0	0	4.0	0
2013	Baltimore	16	0	21	13	8	2.0	13.0	0	0	0	0	1	1	0	0	5.0	0
2014	Baltimore	16	0	27	17	10	7.5	50.0	0	0	0	0	4	1	0	0	11.0	0
2015	Chicago	14	12	64	43	21	6.0	41.0	1	13	13	0	3	0	0	0	10.0	0
2016	Chicago	9	0	28	17	11	4.0	34.0	0	0	-	0	0	1	0	0	1.0	0
2017	Chicago	8	2	14	14	0	4.0	20.0	0	0	-	0	1	1	1	0	4.0	0
Bears totals		31	14	106	74	32	14.0	95.0	1	13	13	0	4	2	0	0	15.0	0
NFL totals		91	20	198	138	60	31.0	201.0	1	13	13	0	11	5	1	0	39.0	0

POSTSEASON

Year	Team	GP	GS	Tot	Tackles				Interceptions					Fumbles			Misc.		
					S	A	Sk	Yds	No	Yds	Lg	TD	PD	FF	FR	Yds	TFL	STT	
2011	Baltimore	2	0	0	0	0	0.0	0.0	0	0	0	0	1	0	0	0	0	0	0
2012	Baltimore	4	0	4	2	2	1.0	9.0	0	0	0	0	2	1	1	0	0	0	0
2014	Baltimore	2	0	4	0	4	0.5	2.0	0	0	0	0	0	0	0	0	0	0	0
NFL totals		6	0	8	2	6	1.5	11.0	0	0	0	0	4	1	1	0	0	0	0

SEASON / CAREER / PLAYOFF HIGHS

	2017	Career	Playoff
Tackles	3, twice	9, twice	3, at DEN (1/12/13)
Solos	3, twice	8, at SEA (9/27/15)	2, at DEN (1/12/13)
Sacks	1, four times	2, four times	1, at DEN (1/12/13)



86 ZACH MILLER

Ht: 6-5**Wt:** 243**Age:** 33**College:** Nebraska-Omaha**Bears Season:** 3**NFL Season:** 6**Acquired:** Waived free agent in 2013 (TB)

TIGHT END

PRO CAREER: Owns 146 receptions for 1,631 yards (11.2 avg) and 15 touchdowns in 66 games (33 starts) over six NFL seasons with the Jaguars (2009-11) and Bears (2015-17) ... coming off of career highs in receptions (47) and yards (486) ... 2015 recipient of the Chicago Bears Brian Piccolo Award.

2017 SEASON: Appeared in eight games (six starts), catching 20 passes for 236 yards (11.8 avg) and two touchdowns ... has five games this year with multiple catches ... caught a season-long 29-yard pass at Green Bay to set up a TD right before halftime ... caught Mitchell Trubisky's first career TD pass, a 20-yarder in the fourth quarter against Minnesota at home.

2017 CHICAGO BEARS

Date	W/L	Opp.	Rec	Yds	Avg	Long	TD
9/10*	L	ATL	4	39	9.8	12	0
9/17	L	vs. TB	6	42	7.0	12	0
9/24*	W	PIT	1	17	17.0	17	0
9/28*	L	at GB	2	45	22.5	29	0
10/9*	L	MIN	3	39	13.0	20t	1
10/15	W	at BAL	2	25	12.5	21t	1
10/22*	W	CAR	2	29	14.5	24	0
10/29*	L	at NO	0	0	0.0	-	0
11/12		GB					
11/19		DET					
11/26		at PHI					
12/3		SF					
12/10		at CIN					
12/16		at DET					
12/24		CLE					
12/31		at MIN					
Totals	2-4		20	236	11.8	29	2

*Denotes Game Started

ZACH MILLER'S NFL STATISTICS

REGULAR SEASON

Year	Team	GP-GS	Rec	Yds	Avg	Lg	TD
2009	Jacksonville	14-0	21	212	10.1	62	2
2010	Jacksonville	15-5	20	216	10.8	52t	1
2011	Jacksonville	4-0	4	42	10.5	14t	1
2015	Chicago	15-14	34	439	12.9	87t	5
2016	Chicago	10-8	47	486	10.3	34	4
2017	Chicago	8-6	20	236	11.8	29	2
Bears totals		33-28	101	1,161	11.5	87t	11
NFL totals		66-33	146	1,631	11.2	87t	15

ADDITIONAL STATS: Kickoff Returns - 3 for 41 yards: 2009 (2 for 19 yards); 2010 (1 for 22 yards). Rushing - 3 for 12 yards: 2009 (1 for 3 yards); 2010 (2 for 9 yards). Special Teams Tackles - 23: 2009 (9); 2010 (12); 2011 (2).

SEASON / CAREER / PLAYOFF HIGHS

	2017	Career	Playoff
Receptions.....	6, at TB (9/17)	8, twice.....	None
Receiving Yards.....	45, at GB (9/28)	107, at STL (11/15/15)	None
Longest Reception.....	29, at GB (9/28)	87t, at STL (11/15/15)	None
Receivng TDs.....	1, twice.....	2, three times.....	None



33 TAQUAN MIZZELL

Ht: 5-10

Wt: 185

Age: 23

College: Virginia

Bears Season: 1

NFL Season: 1

Acquired: Waiver claim in 2017 (BAL)

RUNNING BACK

PRO CAREER: Undrafted college free agent joins the Bears for his rookie season after a stint with the Ravens.

2017 SEASON: Inactive Games 1, 3-6... Active, but did not play in Game 2. Appeared in Game 7-8 as a reserve.

COLLEGE: Saw action in 46 career games (22 starts) to finish his career as the only player in ACC history with 1,500-plus rushing and 1,500-plus career receiving yards... Recorded 2,075 career rushing yards, 1,560 receiving yards and 683 KOR yards... Ranks No. 2 all time at UVA with 195 receptions, which are the most ever by an ACC running back... Had at least 1 catch in 45-straight games to end his career... Named All-ACC honorable mention in 2016 after playing in all 12 games (11 starts) as a senior... Had a career-high 944 rushing yards and 5 rushing TDs, adding 52 receptions for 404 yards and 2 TDs... Earned third-team All-ACC honors in 2015 after recording 671 rushing yards and 4 TDs, adding 75 receptions for 721 receiving yards (new record by an ACC running back) and 4 TDs... Played in 12 games in 2014, rushing 64 times for 280 yards and 2 TDs, adding 39 receptions for 271 yards... Played in 10 games as a freshman and recorded 45 carries for 184 yards and 1 TD, adding 29 receptions for 164 yards and 1 TD... Graduated with an anthropology degree.

2017 CHICAGO BEARS

Date	W/L	Opp.	Rush	Yards	Avg.	Lg	TD	Rec.	Yards	Avg.	Lg	TD
9/10	L	ATL				INACTIVE						
9/17	L	at TB				DID NOT PLAY						
9/24	W	PIT				INACTIVE						
9/28	L	at GB				INACTIVE						
10/9	L	MIN				INACTIVE						
10/15	W	at BAL				INACTIVE						
10/22	W	CAR	0	0	0.0	-	0	0	0	0.0	-	0
10/29	L	at NO	0	0	0.0	-	0	0	0	0.0	-	0
11/12		GB										
11/19		DET										
11/26		at PHI										
12/3		SF										
12/10		at CIN										
12/16		at DET										
12/24		CLE										
12/31		at MIN										
Totals	0-0		0	0	0.0	-	0	0	0	0.0	-	0

*Denotes Game Started

TAQUAN MIZZELL'S NFL STATISTICS

REGULAR SEASON

Year	Team	GP-GS	Rush	Yds	Avg	Lg	TD	Rec	Yds	Avg	Lg	TD	STT
2017	Chicago	2-0	0	0	0.0	-	0	0	0	0.0	-	0	0

SEASON / CAREER / PLAYOFF HIGHS

	2017	Career	Playoff
Rushes.....	None	None	None
Rushing Yards.....	None	None	None
Longest Run.....	None	None	None
Rushing TDs.....	None	None	None
Receptions.....	None	None	None
Receiving Yards.....	None	None	None
Longest Reception.....	None	None	None
Receiving TDs.....	None	None	None



16 PAT O'DONNELL

Ht: 6-4
Age: 26
Bears Season: 3
Acquired: 6th round of the 2014 draft (191st overall)

Wt: 217
College: Miami (FL)
NFL Season: 4

PUNTER

PRO CAREER: Enters fourth campaign with Chicago (2014-17), hitting 253 punts for 11,317 yards (44.7 gross avg) and landing 88 punts inside the 20 with 17 touchbacks ... 2 blocked punts and 1,087 return yards for a net average of 38.8 in 55 games ... ranks second in net punting average (since 1976) (39.7 in 2015), fourth in gross punting average (44.2 in 2015) and tied for sixth in punts inside the 20 (since 1976) (28 in 2015) in Bears single-season history ... named to the PFWA's and Mel Kiper's ESPN All-Rookie teams following the 2014 season... Adds one 38-yard passing touchdown on a fake punt vs. MIN (10/9/17).

2017 SEASON: In eight games, punted 44 times for 2,119 yards (48.2 gross avg) and landed 16 punts inside the 20 with 5 touchbacks.. Threw a 38-yard passing touchdown on fake punt vs. MIN (10/9).

HONORS AND AWARDS: 2014: All-Rookie (PFWA & Mel Kiper).

2017 CHICAGO BEARS

DATE	W/L	Opp.	No.	Yds	Avg	Net	Long	In-20
9/10	L	ATL	5	244	48.8	40.0	69	3
9/17	L	at TB	3	168	56.0	43.7	63	1
9/24	W	PIT	6	267	44.5	42.0	62	2
9/28	L	at GB	3	147	49.0	47.3	59	2
10/9	L	MIN	7	307	43.9	32.3	59	2
10/15	W	at BAL	9	420	46.7	32.0	67	3
10/22	W	CAR	6	296	49.3	46.5	66	1
10/29	L	at NO	5	270	54.0	45.6	61	2
11/12		GB						
11/19		DET						
11/26		at PHI						
12/3		SF						
12/10		at CIN						
12/16		at DET						
12/24		CLE						
12/31		at MIN						
Totals			44	2,119	48.2	39.7	69	16

PAT O'DONNELL'S NFL STATISTICS


REGULAR SEASON

Year	Team	GP	Punts	Yds	Avg	Opp Ret	Yds	Net	TB	In-20	Lg	Blk
2014	Chicago	16	71	3,107	43.8	33	335	37.7	3	20	61	1
2015	Chicago	15	70	3,097	44.2	27	197	39.7	4	28	72	1
2016	Chicago	16	68	2,994	44.0	22	282	38.4	5	24	67	0
2017	Chicago	8	44	2,119	48.2	21	273	39.7	5	16	69	0
NFL totals		55	253	11,317	44.7	103	1,087	38.8	17	88	72	2

ADDITIONAL STATS: Special Teams Tackles - 4: 2014 (2); 2015 (2). **Passing - 1** for 1, 38 yards, 1 touchdown.

SEASON / CAREER / PLAYOFF HIGHS

	2017	Career	Playoff
Punts	9, at BAL (10/1/15)	10, at SEA (9/27/15)	None
Punting Yards	420, at BAL (10/15)	477, at SEA (9/27/15)	None
Gross Avg. (Min 4)	49.3, vs. CAR (10/22)	51.3, at ATL (10/12/14)	None
Punts In-the-20	3, twice	4, twice	None
Longest Punt	69, vs. ATL (9/10)	72, at SEA (9/27/15)	None



95 ROY ROBERTSON-HARRIS

Ht: 6-7 Wt: 268
 Age: 24 College: UTEP

Acquired: Undrafted free agent in 2016

DEFENSIVE LINE

PRO CAREER: Robertson-Harris joined the team as an undrafted free agent in 2016, appearing in the first three preseason games before he was placed on the illness/non-football injury list... Has appeared in 6 career games, recording 3 tackles with 1 pass defense.

2017 SEASON: Appeared in seven games as a reserve, recording 3 tackles, 1 pass defense and 1 STT... Inactive for Game 8.

COLLEGE: 2014 all-CUSA honorable mention player who tallied 138 career tackles , 25 TFLs, 10.5 sacks and 9 pass breakups in four seasons at UTEP (2012-15)... Team captain, started all 12 games as a senior... Placed 3rd on the team in tackles with 51, adding 7.5 TFLs, 2.5 sacks and 4 pass breakups... Started 13-of-13 games, posting 36 tackles, 9.5 TFLs, 3.5 sacks, 4 forced fumbles, 3 pass breakups and 1 fumble recovery... Ranked 1st on the team in TFLs, sacks and forced fumbles... 4 forced fumbles ranked tied for 2nd most in the conference... Helped UTEP reach its first Bowl game (New Mexico Bowl) since 2010... Appeared in 12 games with 8 starts as a sophomore... Notched 34 tackles, 3.5 sacks and ranked 2 on the team with 6 TFLs... Added 2 pass breakups and 1 fumble recovery... As a redshirt freshman, played in 10 contests, registering 17 tackles, 2 TFLs and 1 sack... First team all-Area and all-District 5-5A defense selection as a senior at South Grand Prairie H.S. (Grand Prairie, TX)... Collected 75 tackles, 26 TFLs, 9 sacks, 8 pass breakups and 1 fumble recovery... Played defensive end and outside linebacker... Two-time letter winner.

2017 CHICAGO BEARS

Date	W/L	Opponent	Tkls-S	Sk-YL	INT-Yds	PD	FF	FR	TFL
9/10	L	ATL	0-0	0-0	0-0	1	0	0	0
9/17	L	at TB	2-1	0-0	0-0	0	0	0	0
9/24	W	PIT	0-0	0-0	0-0	0	0	0	0
9/28	L	at GB	1-0	0-0	0-0	0	0	0	0
10/9	L	MIN	0-0	0-0	0-0	0	0	0	0
10/15	W	at BAL	0-0	0-0	0-0	0	0	0	0
10/22	W	CAR	0-0	0-0	0-0	0	0	0	0
10/29	L	at NO				INACTIVE			
11/12		GB							
11/19		DET							
11/26		at PHI							
12/3		SF							
12/10		at CIN							
12/16		at DET							
12/24		CLE							
12/31		at MIN							
Totals	0-0		3-1	0-0	0-0	1	0	0	0

*Denotes Game Started


ROY ROBERTSON-HARRIS' NFL STATISTICS

REGULAR SEASON

Year	Team	GP	GS	Tackles				Interceptions				Fumbles			Misc.				
				Tot	S	A	Sk	Yds	No	Yds	Lg	TD	PD	FF	FR	Yds	TFL	STT	
2017	Chicago	7	0	3	1	2	0	0	0	0	0	-	0	1	0	0	0	0	1

SEASON / CAREER / PLAYOFF HIGHS

	2017	Career	Playoff
Tackles	2, at TB (9/17)	None	None
Solos	1, at TB (9/17)	None	None
Sacks	None	None	None

**6****MARK
SANCHEZ****Ht:** 6-2**Wt:** 225**Age:** 31**College:** USC**Bears Season:** 1**NFL Season:** 9**Acquired:** Unrestricted free agent in 2017 (DAL)**QUARTERBACK**

PRO CAREER: Has started 72 of 77 games over eight seasons with the New York Jets, (2009-12), Philadelphia Eagles (2014-15), and Dallas Cowboys (2016), completing 1,295-of-2,285 pass attempts (56.7 percent) for 15,219 yards, 86 touchdowns and 86 interceptions for a QB rating of 73.9.... Has added 449 yards on 169 attempts (2.7 avg) and 13 touchdowns... Owns a 37-35 as a starter... Led the Jets to the AFC championship game as a rookie following the 2009 season and again the following post-season following the 2010 campaign... 2010 AFC Championship appearance made him one of only six rookie quarterbacks in NFL history to lead their team to that fame... Set a career-high in passing yards (3,474) and passing (26) and rushing (6) touchdowns in the 2011 season... Missed the 2013 season due to injury

2017 SEASON: Inactive for games 1 -8.

HORNS AND AWARDS: 2009 - PFWA ALL-Rookie Team

PREVIOUS SEASONS: **2016:** Appeared in 2 games as a sub for the Dallas Cowboys, completing 10-of-18 passes (55.6 percent) and 2 interceptions. **2015:** Appeared in 4 games with 2 starts for the Philadelphia Eagles... Completed 59-of-91 passes (64.8 percent) for 616 yards, 4 touchdowns and 4 interceptions for a QB rating of 80.7... Added 22 rushing yards on 6 attempts (3.7 avg). **2014 -** Appeared in 9 games with 8 starts for the Philadelphia Eagles... Completed 198-of-309 passes (64.1 percent) for 2,418 yards, 14 touchdowns and 11 interceptions for a career-high QB rating of 88.4... Added 87 rushing yards on 34 attempts (2.6 avg) and 1 touchdown. **2013 -** Spent the season on Injured Reserve after suffering a shoulder injury during the pre-season. **2012 -** Started 15 games for the New York Jets... Completed 246-of-453 attempts (54.3 percent) for 2,883 yards, 13 touchdowns and 18 interceptions for a QB rating of 66.9... Added 28 rushing yards. **2011 -** Started all 16 games for the New York Jets... Completed 308-of-543 passes for a 3,474 yards (56.7 percent), 26 touchdowns (both career-highs) and 18 interceptions for a QB rating of 78.2... Added 103 rushing yards on 37 attempts (2.8 avg) and 6 touchdowns (career-high). **2010 -** Started all 16 games for the New York Jets... Completed 278-of-507 passes (54.8 percent) for 3,291 yards, 17 touchdowns and 13 interceptions for a QB rating of 75.3... Added 105 yards on the ground on 30 attempts (3.5 avg) and 3 touchdowns... Led the team to the AFC championship game for the second season in a row. **2009 -** Started 15 games as a rookie for the New York Jets... Completed 196-of-364 passes (53.8 percent) for 2,444 yards, 12 touchdowns and 20 interceptions... Added 106 rushing yards on 36 attempts (2.9 avg) and 3 touchdowns... One of only six rookie quarterbacks in league history to lead team to conference championship game.

2017 CHICAGO BEARS

Date	W/L	Opp.	Att	Cmp	Yds	Pct.	TD	INT	Lg	Sk/Lst	Rtg
9/10	L	Atl				INACTIVE					
9/17	L	at TB				INACTIVE					
9/24	W	Pit				INACTIVE					
9/28	L	at GB				INACTIVE					
10/9	L	Min				INACTIVE					
10/15	W	at Bal				INACTIVE					
10/22	W	Car				INACTIVE					
10/29	L	at NO				INACTIVE					
11/12		GB									
11/19		Det									
11/26		at Phi									
12/3		SF									
12/10		at Cin									
12/16		at Det									
12/24		Cle									
12/31		at Min									
Totals	0-0		0	0	0	-	0	0	-	0/0	-



MARK SANCHEZ'S NFL STATISTICS

REGULAR SEASON

Year	Team	GP-GS	Att	Cmp	Pct	Yds	Yds/Att	TD	Int	Lg	Sk-Yds	Rating
2009	N.Y. Jets	15-15	364	196	53.8	2,444	6.7	12	20	65t	26-195	63.0
2010	N.Y. Jets	16-16	507	278	54.8	3,291	6.5	17	13	74t	27-171	75.3
2011	N.Y. Jets	16-16	543	308	56.7	3,474	6.4	26	18	74	39-243	78.2
2012	N.Y. Jets	15-15	453	246	54.3	2,883	6.4	13	18	66	34-209	66.9
2014	Philadelphia	9-8	309	198	64.1	2,418	7.8	14	11	72	23-151	88.4
2015	Philadelphia	4-2	91	59	64.8	616	6.8	4	4	43	9-54	80.7
2016	Dallas	2-0	18	10	55.6	93	5.2	0	2	33	3-25	30.3
2017	Chicago	0-0	0	0	0.0	0	0.0	0	0	-	0-0	-
NFL totals		77-72	2,285	1,295	56.7	15,219	6.7	86	86	74t	161-1,048	73.9

Record as Starter: 37-35 (.514) - 2009 (8-7), 2010 (11-5), 2011 (8-8), 2012 (6-9), 2014 (4-4), 2015 (0-2).

ADDITIONAL STATS: Fumbles-Lost -- (51-24): 2009 (10-3), 2010 (9-1), 2011 (10-8), 2011 (10-8), 2012 (14-8), 2014 (7-3), 2015 (1-1).

Year	Team	Rush	Yds	Avg	Lg	TD
2009	N.Y. Jets	36	106	2.9	14t	3
2010	N.Y. Jets	30	105	3.5	20	3
2011	N.Y. Jets	37	103	2.8	25	6
2012	N.Y. Jets	22	28	1.3	8	0
2014	Philadelphia	34	87	2.6	15	1
2015	Philadelphia	6	22	3.7	11	0
2016	Dallas	4	-2	-0.5	1	0
NFL totals		169	449	2.7	25	13

POSTSEASON

Year	Team	GP-GS	Att	Cmp	Pct	Yds	Yds/Att	TD	Int	Lg	Sk-Yds	Rating
2009	N.Y. Jets	3-3	68	41	60.3	539	7.9	4	2	80t	1-7	92.7
2010	N.Y. Jets	3-3	89	54	60.7	616	6.9	5	1	58t	3-19	95.5
NFL totals		6-6	157	95	60.5	1,155	7.4	9	3	80t	4-26	94.3

SEASON / CAREER / PLAYOFF HIGHS

	2017	Career	Playoff
Attempts	None	59, vs. NYG (12/24/11)	33, at PIT (1/23/11)
Completions	None	37, at WAS (12/20/14)	20, at PIT (1/23/11)
Passing Yards	None	374, at WAS (12/20/14)	257, at IND (1/24/10)
TD Passes	None	4, vs. BUF (11/27/11)	3, at NE (1/16/11)
Interceptions	None	5, vs. BUF (10/18/09)	1, three times
Longest Completion	None	74t, at DET (11/7/10)	80t, at IND (1/24/10)



87 ADAM SHAHEEN

Ht: 6-6**Wt:** 278**Age:** 24**College:** Ashland**Acquired:** 2nd round of the 2017 draft (45th overall)

TIGHT END

COLLEGE CAREER: Caught 124 passes for 1,755 yards (14.1 avg) and 26 touchdowns in 31 career games at Ashland ... ranks fifth all time in school history in career receptions, 10th in career receiving yards and 2nd in catches in a season ... caught a school record 4 touchdowns vs. Northwood (10/9/16) ... as a junior he led all Division II tight ends in receptions (52) and yards (867) and led all college football tight ends with 16 touchdown receptions, setting an Ashland single-season record in the process ... set a program record his sophomore year with 70 catches, also good for the highest total for any tight end at any NCAA level in 2015 ... earned American Football Coaches Association (AFCA) Division II Coaches' All-America.

2017 SEASON: Appeared in eight games (four starts), catching one pass for 2 yards (2.0 avg) and 1 touchdown... Scored touchdown in his first career start, on his first career reception.

2017 CHICAGO BEARS

Date	W/L	Opp.	Rec	Yds	Avg	Long	TD
9/10	L	ATL	0	0	0.0	-	0
9/17	L	at TB	0	0	0.0	-	0
9/24*	W	PIT	1	2	2.0	2t	1
9/28	L	at GB	0	0	0.0	-	0
10/9*	L	MIN	0	0	0.0	-	0
10/15*	W	at BAL	0	0	0.0	-	0
10/22	W	CAR	0	0	0.0	-	0
10/29*	L	at NO	0	0	0.0	-	0
11/12		GB					
11/19		DET					
11/26		at PHI					
12/3		SF					
12/10		at CIN					
12/16		at DET					
12/24		CLE					
12/31		at MIN					

Totals 2-2 1 2 2.0 2t 1

*Denotes Games Started

ADAM SHAHEEN'S NFL STATISTICS

REGULAR SEASON

Year	Team	GP-GS	Rec	Yds	Avg	Lg	TD
2017	Chicago	8-4	1	2	2.0	2t	1

SEASON / CAREER / PLAYOFF HIGHS

	2017	Career	Playoff
Receptions	1, vs. PIT (9/24)	None	None
Receiving Yards	2, vs. PIT (9/24)	None	None
Longest Reception	2t, vs. PIT (9/24)	None	None
Receiving TDs	1, vs. PIT (9/24)	None	None



88 DION SIMS

Ht: 6-4**Wt:** 271**Age:** 26**College:** Michigan State**Bears Season:** 1**NFL Season:** 5**Acquired:** Unrestricted free agent 2017 (MIA)

TIGHT END

PRO CAREER: Appeared in 64 games (30 starts) in five seasons with Miami Dolphins (2013-16) and Chicago Bears (2017), catching 83 passes for 812 yards (9.8 avg) and 9 touchdowns... 8 touchdowns in Miami ranked second most by a Dolphins tight end since 2013.

2017 SEASON: Started eight games, catching 9 passes for 113 yards (12.6 avg) and 1 touchdown.

PREVIOUS SEASONS: 2016: Appeared in 14 games (11 starts) for the Miami Dolphins ... caught 26 passes for 256 yards (9.8 avg) and 4 touchdowns ... ranked 2nd on team in TDs ... 26 receptions and 4 TDs are both career-highs. **2015:** Appeared in 13 games (4 starts) for the Dolphins ... caught 18 passes for 127 yards and 1 touchdown ... **2014:** Saw action in 14 games (2 starts) for the Dolphins ... recorded 24 receptions for 284 yards and 2 touchdowns ... **2013:** Played in 15 games (5 starts) as a rookie for the Dolphins ... caught 6 passes for 32 yards and 1 touchdown.

2017 CHICAGO BEARS

Date	W/L	Opp.	Rec	Yds	Avg	Long	TD
9/10*	L	ATL	2	31	15.5	22	0
9/17*	L	at TB	0	0	0.0	-	0
9/24*	W	PIT	0	0	0.0	-	0
9/28*	L	at GB	1	8	8.0	8	0
10/9*	L	MIN	1	17	17.0	17	0
10/15*	W	at BAL	2	42	21.0	27t	1
10/22	W	CAR	0	0	0.0	-	0
10/29*	L	at NO	3	15	5.0	7	0
11/12		GB					
11/19		DET					
11/26		at PHI					
12/3		SF					
12/10		at CIN					
12/16		at DET					
12/24		CLE					
12/31		at MIN					

Totals 3-5 9 113 12.6 27t 1

*Denotes Games Started

DION SIMS' NFL STATISTICS

REGULAR SEASON

Year	Team	GP-GS	Rec	Yds	Avg	Lg	TD
2013	Miami	15-5	6	32	5.3	8	1
2014	Miami	14-2	24	284	11.8	38	2
2015	Miami	13-4	18	127	7.1	22	1
2016	Miami	14-11	26	256	9.8	28	4
2017	Chicago	8-8	9	113	12.6	27t	1
NFL totals		64-30	83	812	9.8	38	9


ADDITIONAL STATS: Kickoff Returns - 3 for 17 yards: 2011 (2 for 7 yards); 2014 (1 for 10 yards).

SEASON / CAREER / PLAYOFF HIGHS

	2017	Career	Playoff
Receptions	3, at NO (10/29).....	4, six times	5, at PIT (1/8/17)
Receiving Yards	42, at BAL (10/15).....	58, at NYJ (12/1/14).....	34, at PIT (1/8/17)
Longest Reception	27t, at BAL (10/15).....	38, at JAX (10/26/14).....	17, at PIT (1/8/17)
Receiving TDs	1, at BAL (10/15).....	2, at NYJ (12/17).....	None



71 JOSH SITTON



Ht: 6-3 **Wt:** 318
Age: 31 **College:** UCF
Bears Season: 2 **NFL Season:** 10
Acquired: Waived FA in 2016 (GB)

OFFENSIVE LINE

PRO CAREER: Appeared in 141 games (131 starts) in 10 seasons with the Green Bay Packers (2008-15) and Chicago Bears (2016-17).

2017 SEASON: Started five games at LG, two at RG. Inactive for Game 3.

HONORS AND AWARDS: Pro -Bowl Selection: 2012, 2014, 2015, 2016; 2014 PFWA All-NFL team.

JOSH SITTON'S NFL STATISTICS

REGULAR SEASON

GAMES PLAYED-STARTED - 141-131: 2008 GB (11-2); 2009 GB (16-16); 2010 GB (16-16); 2011 GB (14-14); 2012 GB (16-16); 2013 GB (16-16); 2014 GB (16-16); 2015 GB (16-16); 2016 CHI (13-12); 2017 CHI (7-7).



79 BRADLEY SOWELL

Ht: 6-7 **Wt:** 309
Age: 28 **College:** Mississippi
Bears Season: 1 **NFL Season:** 6
Acquired: Unrestricted free agent signing 2017 (SEA)

OFFENSIVE LINE

PRO CAREER: Appeared in 76 games (21 starts) over 6 seasons with the Indianapolis Colts (2012), Arizona Cardinals (2013-15), Seattle Seahawks (2016) and Chicago Bears (2017)

2017 SEASON: Appeared in eight games as a reserve.

BRADLEY SOWELL'S NFL STATISTICS

REGULAR SEASON

GAMES PLAYED-STARTED - 76-21: 2012 IND (10-0); 2013 ARI (16-12); 2014 ARI (16-0); 2015 ARI (16-0); 2016 SEA (10-9); 2017 CHI (8-0).

POSTSEASON

GAMES PLAYED-STARTED - 5-0: 2012 IND (1-0); 2014 ARI (1-0); 2015 ARI (2-0); 2016 SEA (1-0).



53 JOHN TIMU

Ht: 6-0 **Wt:** 246
Age: 25 **College:** Washington
Bears Season: 3 **NFL Season:** 3
Acquired: Undrafted free agent in 2015

LINEBACKER

PRO CAREER: In three seasons with the Bears (2015-17), appeared in 21 contests, with 9 starts, collecting 55 tackles, 5 TFLs, 2 fumble recoveries, 2 STTs and 2 pass breakups... Recorded 2 fumble recoveries at Tampa Bay (12/27/15), becoming first Bears rookie with 2 opponent fumble recoveries in a game since LB Bryan Knight (9/22/02).

2017 SEASON: Appeared in 3 games (2 starts), recording 9 tackles, 1 TFL and 1 pass breakup. Inactive for Games 6-8.

PREVIOUS SEASONS: 2016: Appeared in 11 games with 4 starts (Games 3 & 11-13), recording 21 tackles, 3 TFLs and 1 pass breakup... Added 2 STTs with ranked tied for 3rd on the team... Spent the first three weeks of the season on the practice squad. **2015-** Appeared in 7 contests, (Games 1-4, & 14-16), with 3 starts at ILB (Games 14-16)... Recorded 25 tackles, 1 TFL and 2 fumble recoveries... Both fumble recoveries came in Game 15 at TB, becoming first Bears rookie with 2 opponent fumble recoveries in a game since LB Bryan Knight (9/22/02)... In first career start (Game 14 at MIN), led team with 9 tackles, including 1 TFL.

2017 CHICAGO BEARS

Date	W/L	Opponent	Tkls-S	Sk-YL	INT-Yds	PD	FF	FR	TFL
9/10	L	ATL			PRACTICE SQUAD				
9/17	L	at TB			PRACTICE SQUAD				
9/24*	W	PIT	2-1	0-0	0-0	1	0	0	0
9/28	L	at GB	3-2	0-0	0-0	0	0	0	0
10/9*	L	MIN	4-3	0-0	0-0	0	0	0	1
10/15	W	at BAL			INACTIVE				
10/22	W	CAR			INACTIVE				
10/29	L	at NO			INACTIVE				
11/12		GB							
11/19		DET							
11/26		at PHI							
12/3		SF							
12/10		at CIN							
12/16		at DET							
12/24		CLE							
12/31		at MIN							
Totals	1-1		9-6	0-0	0-0	1	0	0	1

*Denotes Game Started

JOHN TIMU'S CAREER STATISTICS

REGULAR SEASON		Tackles						Interceptions					Fumbles			Misc.		
Year	Team	GP	GS	Tot	S	A	Sk	Yds	No	Yds	Lg	TD	PD	FF	FR	Yds	TFL	STT
2015	Chicago	7	3	25	22	3	0.0	0.0	0	0	-	0	0	0	2	0	1.0	0
2016	Chicago	11	4	21	15	6	0.0	0.0	0	0	-	0	1	0	0	0	3.0	2
2017	Chicago	3	2	9	6	3	0.0	0.0	0	0	-	0	1	0	0	0	1.0	0
NFL totals		21	9	55	43	12	0.0	0.0	0	0	-	0	2	0	2	0	5.0	2

SEASON / CAREER / PLAYOFF HIGHS		
	2017	Career
Tackles4, vs. MIN (10/9)9, twice
Solos3, vs. MIN (10/9)8, twice
Tackles For Loss1, vs. MIN (10/9)Same
InterceptionsNoneNone
SacksNoneNone

	Playoff
TacklesNone
SolosNone
Tackles For LossNone
InterceptionsNone
SacksNone



59 DANNY TREVATHAN

Ht: 6-1 **Wt:** 239
Age: 27 **College:** Kentucky
Bears Season: 2 **NFL Season:** 6
Acquired: Unrestricted free agent in 2016 (DEN)

LINEBACKER

PRO CAREER: Started 47-of-66 career games in six seasons with the Denver Broncos (2012-15) and the Chicago Bears (2016-17), producing 400 tackles, 6 sacks, 6 interceptions – including 1 returned for a touchdown – 24 pass breakups, 15 TFLs, 3 forced fumbles and 2 fumble recoveries ... led the Broncos in total tackles (275) over his four seasons with the team (2012-15) ... his 125 tackles in 2013 were the most by a Broncos defender since 2007 ... led the Broncos in tackles twice (125 in 2013 & 109 in 2015) ... appeared in seven postseason contests with six starts... collected 46 tackles, 1 pass breakup, 2 TFLs and 1 fumble recovery during the playoffs ... won Super Bowl 50 with the Broncos.

2017 SEASON: Started seven games, recording 52 tackles, 3 sacks, 1 interception, 2 TFLs, 1 fumble recovery and 3 pass breakups... Suspended for game 5.

PREVIOUS SEASONS: 2016: Appeared in 9 games (Games 1-2 & 5-11) with 8 starts (Games 1-2, 5-6 and 8-11) with the Bears, recording 73 tackles, 3 pass breakups, 1 sack and 1 TFL before going on injured reserve. **2015:** Started all 15 games he appeared in for the Super Bowl Champion Denver Broncos ... recorded a team-high 109 tackles, 2 interceptions, 1 interception return for touchdown, 6 pass breakups and 3 TFLs ... started all three of Denver's playoff games, posting a team-high 22 tackles with 1 pass breakup, 1 TFL and 2 fumble recoveries. **2014:** Finished the season with 11 tackles in 3 games (1 start) ... placed on injured reserve December 16 with a knee injury. **2013:** Started 16-of-16 contests for Denver, posting career highs in tackles (125), sacks (2), interceptions (3), pass breakups (10), TFLs (7), forced fumbles (3) and fumble recoveries (1) ... added 4 STTs ... 125 tackles led the Broncos ... appeared in 3 postseason contests, producing 24 tackles and 1 TFL ... made a game-high 12 tackles in Super Bowl XLVIII vs. Seattle (2/2). **2012:** Played in all 16 games for the Broncos as a rookie ... collected 30 tackles, 1 sack, 2 pass breakups and 1 TFL ... added 3 special teams tackles ... finished second among the team's rookies with 30 defensive stops ... saw action in one postseason contest.

2017 CHICAGO BEARS

Date	W/L	Opponent	Tkls-S	Sk-YL	INT-Yds	PD	FF	FR	TFL
9/10*	L	ATL	2-2	0-0	0-0	0	0	0	0
9/17*	L	at TB	4-3	0-0	0-0	1	0	0	0
9/24*	W	PIT	10-8	0-0	0-0	0	0	0	0
9/28*	L	at GB	13-6	0-0	0-0	0	0	0	0
10/9	L	MIN	SUSPENDED						
10/15*	W	at BAL	6-5	1-7	0-0	0	0	1	1
10/22*	W	CAR	4-3	1-7	1-8	2	0	0	1
10/29*	L	at NO	13-9	0-0	0-0	0	0	0	1
11/12		GB							
11/19		DET							
11/26		at PHI							
12/3		SF							
12/10		at CIN							
12/16		at DET							
12/24		CLE							
12/31		at MIN							
Totals	3-4		52-36	2-14	1-8	3	0	1	3

*Denotes Game Started



DANNY TREVATHAN'S CAREER STATISTICS

REGULAR SEASON


Year	Team	GP	GS	Tackles					Interceptions					Fumbles			Misc.		
				Tot	S	A	Sk	Yds	No	Yds	Lg	TD	PD	FF	FR	Yds	TFL	STT	
2012	Denver	16	0	30	21	9	1.0	0.0	0	0	-	0	2	0	0	0	0	1	3
2013	Denver	16	16	125	85	40	2.0	18.0	3	29	29	0	10	3	1	0	7	4	
2014	Denver	3	1	11	9	2	0.0	0.0	0	0	-	0	0	0	0	0	0	0	
2015	Denver	15	15	109	73	36	0.0	0.0	2	39	25t	1	6	0	0	0	3	0	
2016	Chicago	9	8	73	49	24	1.0	7.0	0	0	-	0	3	0	0	0	1	0	
2017	Chicago	7	7	52	36	16	2.0	14.0	1	8	8	0	3	0	1	0	3	0	
Bears totals		16	15	125	85	40	3.0	21.0	1	8	8	0	6	0	1	0	4	0	
NFL totals		66	47	400	273	127	6.0	39.0	6	74	29	1	24	3	2	0	15	7	

POSTSEASON

Year	Team	GP	GS	Tackles					Interceptions					Fumbles			Misc.		
				Tot	S	A	Sk	Yds	No	Yds	Lg	TD	PD	FF	FR	Yds	TFL	STT	
2012	Denver	1	0	0	0	0	0.0	0.0	0	0	-	0	0	0	0	0	0	0	0
2013	Denver	3	3	24	18	6	0.0	0.0	0	0	-	0	0	0	0	0	1	1	
2015	Denver	3	3	22	16	6	0.0	0.0	0	0	-	0	1	0	2	0	1	0	
NFL totals		7	6	46	34	12	0.0	0.0	0	0	-	0	1	0	2	0	2	1	

SEASON / CAREER / PLAYOFF HIGHS

	2017	Career	Playoff
Tackles	13, twice	19, at IND (11/8/15)	12, vs. SEA (2/2/14)
Solos	9, at NO (10/29)	9, five times	8, twice
Tackles For Loss	1, three times	2, at HOU (12/22/13)	1, twice
Interceptions	1, vs. CAR (10/22)	1, six times	None
Sacks	1, twice	1, six times	None

**10****MITCHELL TRUBISKY****Ht:** 6-3**Wt:** 222**Age:** 23**College:** North Carolina**Acquired:** 1st round of the 2017 draft (2nd overall)**QUARTERBACK**

COLLEGE CAREER: Started 13-of-34 career games for North Carolina, completing 386-of-572 passes (67.5 pct.) for 4,762 yards, 41 touchdowns and 10 interceptions in three seasons of action ... added 439 rushing yards on 120 attempts (3.7 avg) and 8 touchdowns ... as a junior, was a semifinalist for the Davey O'Brien and Maxwell Awards ... finished his career at North Carolina ranked 5th in passing touchdowns (41), 6th in passing yards (4,762) and 7th in total offense (5,201).

2017 SEASON: Active, but did not play in first four games ... made first career start on Monday Night Football (10/9) vs. MIN, becoming the first Bears rookie to start at QB since Kyle Orton in 2005 ... completed 24-of-48 passes for 348 yards, 2 touchdowns and 1 interception ... carried the ball 12 times for 57 yards (5.8 avg)...Became the first Bears rookie QB to win their first road start since Craig Krenzel in 2004 (vs. BAL 10/15). Also was the second rookie quarterback to win a game in Baltimore since the franchise moved from Cleveland to Baltimore in 1996.

JUNIOR: Started all 13 games in his first season as a starter for the Tar Heels ... set UNC single-season records for passing yards (3,748), passing touchdowns (30) and total offense (4,056) while completing 304-of-477 (68.0) passes on the year ... set the multi-game school record with 30 consecutive completions over two games (last 18 vs. JMU; first 12 vs. Pitt) ... also set the school record for most passing yards in consecutive games with 885 (432 vs. JMU; 453 vs. Pitt) ... added 308 rushing yards on 93 attempts (3.3 avg) and 5 touchdowns ... set career highs with 453 yards and 5 touchdowns with zero interceptions on 35-of-46 passing vs. Pitt ... was named the Walter Camp offensive player of the week for his performance ...threw for 280 yards and 2 touchdowns on 23-of-39 passing vs. Stanford in the Sun Bowl ... named a semifinalist for Davey O'Brien and Maxwell Awards ... finalist for Johnny Unitas Golden Arm Award.

SOPHOMORE: Appeared in 9 games, completing 40-of-47 passes for 555 yards and 6 touchdowns ... added 16 rushes for 101 yards and 3 touchdowns. **FRESHMAN:** Appeared in 12 games, completing 42-of-78 passes for 459 yards, 4 touchdowns and 4 interceptions ... added 11 rushes for 30 yards.

PERSONAL: Named Mr. Football in the state of Ohio by the Associated Press, an annual award given to the top high school player regardless of division ... ranked the No. 19 quarterback in the country by Scout.com ... prepstar All-Midwest Region ... honorable-mention Parade All-America ... member of the ESPN 300 team ... is the most prolific passer in the Greater Cleveland area, becoming the first to pass for more than 9,000 career yards and more than 4,000 yards as a senior ... rated the No. 1 dual-threat quarterback by 247sports.com and the No. 3 player in Ohio ... passed for 4,063 yards as a senior, including 1,593 in four playoff games ... team finished 12-2 and advanced to the state semifinals ... mentor was 30-8 during his three-years the quarterback ... among the top 10 passers in Ohio history with 9,126 yards and 92 touchdowns.



2017 CHICAGO BEARS

Date	W/L	Opp.	Att	Cmp	Yds	Pct.	TD	INT	Lg	Sk/Lst	Rtg
9/10	L	Atl									
9/27	L	at TB									
9/24	L	Pit									
9/28	L	at GB									
10/9*	L	Min	25	12	128	48.0	1	1	20t	1/7	60.1
10/15*	W	at Bal	16	8	113	50.0	1	0	27t	4/23	94.0
10/22*	W	Car	7	4	107	57.1	0	0	70	4/22	101.8
10/29*	L	at NO	32	14	164	43.8	0	1	45	2/14	46.9
11/12		GB									
11/19		Det									
11/26		at Phi									
12/3		SF									
12/10		at Cin									
12/16		at Det									
12/24		Cle									
12/31		at Min									
Totals	2-2		80	38	512	47.5	2	2	70	11/66	66.3

MITCHELL TRUBISKY'S NFL STATISTICS

REGULAR SEASON

Year	Team	GP-GS	Att	Cmp	Pct	Yds	Yds/Att	TD	Int	Lg	Sk-Yds	Rating
2017	Chicago	4-4	80	38	47.5	512	6.4	2	2	70	11-66	66.3

Record as Starter: 2-2 (.500) - 2017 (2-2).

ADDITIONAL STATS: Fumbles-Lost -- (3-1): 2017 (3-1). Two point conversions-- 1 (rushing).

Year	Team	Rush	Yds	Avg	Lg	TD
2017	Chicago	15	110	7.3	46	0

SEASON / CAREER / PLAYOFF HIGHS

	2017	Career	Playoff
Attempts	32, at NO (10/29)	Same	None
Completions	14, at NO (10/29)	Same	None
Passing Yards	164, at NO (10/29)	Same	None
TD Passes	1, twice	Same	None
Interceptions	1, twice	Same	None
Longest Completion	70, VS. CAR (10/22)	Same	None
Rushing Attempts	4, at BAL (10/15)	Same	None
Rushing Yards	53, at NO (10/29)	Same	None
Rushing TDs	None	None	None

MITCHELL TRUBISKY'S COLLEGE STATISTICS

Year	Team	GP-GS	Att	Cmp	Pct	Yds	Yds/Att	TD	Int	Lg
2014	North Carolina	12-0	78	42	53.8	459	5.9	5	4	39
2015	North Carolina	9-0	47	40	85.1	555	11.8	6	0	64
2016	North Carolina	13-13	447	304	68.0	3,748	8.4	30	6	75
Totals		34-13	572	386	67.5	4,762	8.3	41	10	75

Year	Team	Rush	Yds	Avg	Lg	TD
2014	North Carolina	11	30	2.7	16	0
2015	North Carolina	16	101	6.3	35	3
2016	North Carolina	93	308	3.3	39	5
Totals		120	439	3.7	39	8



98 MITCH UNREIN

Ht: 6-4 **Wt:** 299
Age: 30 **College:** Wyoming
Bears Season: 2 **NFL Season:** 7
Acquired: Waived free agent in 2015 (SD)

DEFENSIVE LINE

PRO CAREER: Appeared in 91 games with 21 starts over seven seasons with the Denver Broncos (2011-14), San Diego Chargers (2015) and Chicago Bears (2015-17), recording 135 tackles, 5 TFLs, 2.5 sacks and 1 fumble recovery ... saw action in six postseason contests with Denver, recording 6 tackles and 1 TFL.

2017 SEASON: Appeared in 8 games (five starts), recording 21 tackles. 0.5 sacks and 1 TFL.

2017 CHICAGO BEARS

Date	W/L	Opponent	Tkts-S	Sk-YL	INT-Yds	PD	FF	FR	TFL
9/10	L	ATL	3-1	0-0	0-0	0	0	0	0
9/17*	L	at TB	4-3	0-0	0-0	0	0	0	1
9/24*	W	PIT	1-1	0-0	0-0	0	0	0	0
9/28	L	at GB	2-0	0-0	0-0	0	0	0	0
10/9	L	MIN	3-3	0-0	0-0	0	0	0	0
10/15*	W	at BAL	2-2	0-0	0-0	0	0	0	0
10/22*	W	CAR	3-2	0.5-0.5	0-0	0	0	0	0
10/29*	L	at NO	3-3	0-0	0-0	0	0	0	0
11/12		GB							
11/19		DET							
11/26		at PHI							
12/3		SF							
12/10		at CIN							
12/16		at DET							
12/24		CLE							
12/31		at MIN							
Totals	3-2		21-15	0.5-0.5	0-0	0	0	0	1

*Denotes Game Started

MITCH UNREIN'S NFL STATISTICS

REGULAR SEASON

Year	Team	GP	GS	Tackles					Interceptions					Fumbles			Misc.			
				Tot	S	A	Sk	Yds	No	Yds	Lg	TD	PD	FF	FR	Yds	TFL	STT		
2011	Denver	14	0	7	5	2	0.0	0.0	0	0	-	0	0	0	0	0	0	0	0	1
2012	Denver	16	2	20	12	8	0.0	0.0	0	0	-	0	0	0	1	n/a	0	0	0	0
2013	Denver	16	1	20	15	5	0.0	0.0	0	0	-	0	0	0	0	0	0	0	0	1.0
2014	Denver	8	0	1	1	0	0.0	0.0	0	0	-	0	0	0	0	0	0	0	0	0.0
2015	TOTAL	16	4	33	20	13	1.0	6.0	0	0	-	0	0	0	0	0	0	0	0	2.0
2016	Chicago	13	9	33	17	16	1.0	3.0	0	0	-	0	0	0	0	0	0	0	0	1.0
2017	Chicago	8	5	21	15	6	0.5	0.5	0	0	-	0	0	0	0	0	0	0	0	0.0
Bears totals		21	14	54	32	22	1.5	3.5	0	0	-	0	0	0	0	0	0	0	1.0	0
NFL totals		91	21	135	85	50	2.5	9.5	0	0	-	0	0	0	0	1	0	0	4.0	1

POSTSEASON

Year	Team	GP	GS	Tackles					Interceptions					Fumbles			Misc.				
				Tot	S	A	Sk	Yds	No	Yds	Lg	TD	PD	FF	FR	Yds	TFL	STT			
2011	Denver	2	0	1	0	1	0	0	0	0	-	0	0	0	0	0	0	0	0	0	0
2012	Denver	1	0	3	1	2	0	0	0	0	-	0	0	0	0	0	0	0	0	0	0
2013	Denver	3	0	2	1	1	0	0	0	0	-	0	0	0	0	0	0	0	0	1	0
NFL Totals		6	0	6	2	4	0	0	0	0	-	0	0	0	0	0	0	0	1	0	

SEASON / CAREER / PLAYOFF HIGHS

	2017	Career	Playoff
Tackles	4, at TB (9/17)	5, twice	3, vs. BAL (1/12/13)
Solos	3, three times	4, at MIN (12/20)	1, twice
Sacks	0.5, vs. CAR (10/22)	1, twice	None
Sack Yards	0.5, vs. CAR (10/22)	6, vs. WAS (12/13/15)	None



12 MARKUS WHEATON

Ht: 5-11

Wt: 189

Age: 26

College: Oregon State

Bears Season: 1

NFL Season: 5

Acquired: Unrestricted free agent in 2017 (PIT)

WIDE RECEIVER

PRO CAREER: Owns 108 receptions for 1,517 yards (14.0 avg) and 8 touchdowns in 50 games (22 starts) over four NFL seasons with the Pittsburgh Steelers (2013-16) ... set career-highs in receptions (53) in 2014 and receiving yards (749) and touchdowns (5) in 2015.

2017 SEASON: Appeared in three games as a reserve catching 1 pass for 9 yards (9.0 avg)...Inactive for Games 1-2 & 6 and 6-8.

PREVIOUS SEASONS: 2016: Was limited to four receptions for 51 yards (12.8 avg) and one touchdown in three games (two starts) due to injury with the Pittsburgh Steelers. **2015:** Appeared in 16 games (8 starts) for the Steelers, recording 44 receptions for a career-high 749 yards (17.0 avg) ... also caught a career-high five touchdowns, good for third best on the team. **2014:** Played in 16 games (11 starts) for the Steelers recording a career-high 53 receptions for 644 yards (12.2 avg) and two TDs ... finished fourth on the team in yards and receptions. **2013:** Caught six passes for 64 yards (5.3 avg) as a rookie for the Steelers.

2017 CHICAGO BEARS

Date	W/L	Opp.	Rec	Yds	Avg	Long	TD
9/10	L	ATL			INACTIVE		
9/17	L	at TB			INACTIVE		
9/24	W	PIT	0	0	0.0	-	0
9/28	L	at GB	0	0	0.0	-	0
10/9	L	MIN	1	9	9.0	9	0
10/15	W	at BAL			INACTIVE		
10/22	W	CAR			INACTIVE		
10/29	L	at NO			INACTIVE		
11/12		GB					
11/19		DET					
11/26		at PHI					
12/3		SF					
12/10		at CIN					
12/16		at DET					
12/24		CLE					
12/31		at MIN					
Totals	0-0		1	9	9.0	9	0

MARKUS WHEATON'S NFL STATISTICS

REGULAR SEASON

Year	Team	GP-GS	Rec	Yds	Avg	Lg	TD	Rush	Yds	Avg	Lg	TD	STT
2013	Pittsburgh	12-1	6	64	10.7	21	0	0	0	0.0	-	0	0
2014	Pittsburgh	16-11	53	644	12.2	47t	2	4	19	4.8	12	0	0
2015	Pittsburgh	16-8	44	749	17.0	72t	5	0	0	0.0	-	0	0
2016	Pittsburgh	3-2	4	51	12.8	30t	1	0	0	0.0	-	0	0
2017	Chicago	3-0	1	9	9.0	-	0	0	0	0.0	-	0	0
NFL totals		50-22	108	1,517	14.0	72t	8	4	19	4.8	12	0	0

SEASON / CAREER / PLAYOFF HIGHS

	2017	Career	Playoff
Receptions.....	1, vs. MIN (10/9).....	9, at SEA (11/29/15).....	None
Receiving Yards.....	9, vs. MIN (10/9).....	201, at SEA (11/29/15).....	None
Longest Reception.....	9, vs. MIN (10/9).....	72t, at SD (10/12/15).....	None
Receiving TDs.....	None	1, eight times.....	None



11 KEVIN WHITE

Ht: 6-3**Wt:** 216**Age:** 25**College:** West Virginia**Bears Season:** 3**NFL Season:** 3**Acquired:** 1st round of the 2015 draft (7th overall)

WIDE RECEIVER

PRO CAREER: Started five games in three NFL seasons, catching 21 passes for 193 yards (9.2 avg) ... rushed one time for 9 yards ... spent rookie season on the PUP list.

2017 SEASON: Placed on IR after sustaining an injury in Week one vs. Atlanta ... started in Game 1, catching two passes for six yards.

PREVIOUS SEASONS: 2016: Started the first four games of the season before being placed on Injured Reserve, tallying 19 receptions for 187 yards (9.8 avg) ... rushed once for 9 yards (9.0 avg). **2015:** Spent entire rookie season on the PUP list.

2017 CHICAGO BEARS

Date	W/L	Opp.	Rec	Yds	Avg	Long	TD	
9/10*	L	ATL	2	6	3.0	6	0	
9/17	L	at TB	INJURED RESERVE					
9/24	W	PIT	INJURED RESERVE					
9/28	L	at GB	INJURED RESERVE					
10/9	L	MIN	INJURED RESERVE					
10/15	W	at BAL	INJURED RESERVE					
10/22	W	CAR	INJURED RESERVE					
10/29	L	at NO	INJURED RESERVE					
11/12		GB						
11/19		DET						
11/26		at PHI						
12/3		SF						
12/10		at CIN						
12/16		at DET						
12/24		CLE						
12/31		at MIN						
Totals	0-1		2	6	3.0	-	0	

KEVIN WHITE'S NFL STATISTICS

REGULAR SEASON

Year	Team	GP-GS	Rec	Yds	Avg	Lg	TD	Rush	Yds	Avg	Lg	TD	STT
2016	Chicago	4-4	19	187	9.8	32	0	1	9	9.0	9	0	0
2017	Chicago	1-1	2	6	3.0	6	0	0	0	0.0	-	0	0
Totals		5-5	21	193	9.2	32	0	1	9	9.0	0	0	0

SEASON / CAREER / PLAYOFF HIGHS

	2017	Career	Playoff
Receptions.....	2, vs. ATL (9/10)	6, twice	None
Receiving Yards.....	6, vs. ATL (9/10)	62, at DAL (9/25)	None
Longest Reception.....	6, vs. ATL (9/10)	32, at DAL (9/25)	None
Receiving TDs.....	None	None	None



65 CODY WHITEHAIR

Ht: 6-4

Wt: 310

Age: 25

College: Kansas State

Bears Season: 2

NFL Season: 2

Acquired: 2nd round of the 2016 NFL draft (56th overall)

OFFENSIVE LINE

PRO CAREER: Enters second NFL season and has started all 24 games at center for the Chicago Bears ... paved the way for rookie Jordan Howard to 1,313 rushing yards (2nd in NFL) ... helped the Bears to the third most passing yards (gross and net) in franchise history.

2017 SEASON: Started seven games; 7 at C, 1 at LG.

HONORS AND AWARDS: 2016: PFWA All-Rookie Team

2016 SEASON: Started all 16 games as a rookie for the Chicago Bears ... paved the way for rookie Jordan Howard to 1,313 rushing yards (2nd in NFL) ... helped the Bears to the third most passing yards (gross and net) in franchise history.

CODY WHITEHAIR'S NFL STATISTICS

REGULAR SEASON

GAMES PLAYED-STARTED - 24-24: 2016 CHI (16-16); 2017 CHI (8-8).



13 KENDALL WRIGHT

Ht: 5-10**Age:** 28**Bears Season:** 1**Acquired:** Unrestricted free agent in 2017 (TEN)**Wt:** 191**College:** Baylor**NFL Season:** 6

WIDE RECEIVER

PRO CAREER: In his sixth NFL season, has appeared in 74 games (42 starts) hauling in 302 receptions for 3,503 yards (11.6 avg) and 19 touchdowns with the Tennessee Titans (2012-16) and Chicago Bears (2017)... Carried the ball 11 times for 90 yards (8.2 avg)... Made his NFL debut September 9, 2012 vs. New England... Recorded his first 1,000 yard receiving season in 2013 under Bears offensive coordinator Dowell Loggains... Tallied 5 career 100+ yard receiving games in his NFL career... Set career-high in yards (1,079) and receptions (94) in 2013.

2017 SEASON: Played in eight games (one start), catching 22 passes for 259 yards (11.8 avg) and 1 touchdown.

PREVIOUS SEASONS: 2016: Played 11 games with 4 starts, recording 29 receptions for 416 yards (14.3 avg) and 3 touchdowns ... 48-yard touchdown reception vs. Cleveland (10/16) was the second longest of his career. **2015:** Appeared in 10 contests with 9 starts, hauling in 36 passes for 408 yards (11.3 avg) and 3 touchdowns ... his 52-yard touchdown reception at Tampa Bay (9/13) was the longest of his career. **2014:** Appeared in 14 contests with 11 starts hauling in 57 passes for 715 yards (12.5 avg) and 6 touchdowns. **2013:** Played in all 16 games with 12 starts ... tallied 94 receptions for 1,079 yards (11.5 avg), both career-highs. **2012:** Played in 15 games with five starts as a rookie, hauling in 64 passes for 626 yards (9.8 avg) and 4 touchdowns.

2017 CHICAGO BEARS

Date	W/L	Opp.	Rec	Yds	Avg	Long	TD
9/10	L	ATL	3	34	11.3	16	0
9/17	L	at TB	7	69	9.9	18	0
9/24	W	PIT	0	0	0.0	-	0
9/28*	L	at GB	4	51	12.8	22	1
10/9	L	MIN	4	46	11.5	13	0
10/15	W	at BAL	2	36	18.0	18	0
10/22	W	CAR	0	0	0.0	-	0
10/29	L	at NO	2	23	11.5	13	0
11/12		GB					
11/19		DET					
11/26		at PHI					
12/3		SF					
12/10		at CIN					
12/16		at DET					
12/24		CLE					
12/31		at MIN					
Totals	0-1		22	259	11.8	22	1

KENDALL WRIGHT'S NFL STATISTICS

REGULAR SEASON

Year	Team	GP-GS	Rec	Yds	Avg	Lg	TD	Rush	Yds	Avg	Lg	TD
2012	Tennessee	15-5	64	626	9.8	38	4	1	4	4.0	4	0
2013	Tennessee	16-12	94	1,079	11.5	45	2	0	0	-	-	0
2014	Tennessee	14-11	57	715	12.5	48	6	4	54	13.5	38	0
2015	Tennessee	10-9	36	408	11.3	52t	3	5	17	3.4	13	0
2016	Tennessee	11-4	29	416	14.3	48t	3	1	15	15.0	15	0
2017	Chicago	8-1	22	259	11.8	22	1	0	0	0.0	-	0
NFL totals		74-42	302	3,503	11.6	52t	19	11	90	8.2	38	0

SEASON / CAREER / PLAYOFF HIGHS

	2017	Career	Playoff
Receptions.....	7, at TB (9/17)	12, vs. ARI (12/15/13)	None
Receiving Yards.....	69, at TB (9/17)	150, vs. ARI (12/15/13)	None
Longest Reception.....	22, at GB (9/28)	52t, at TB (9/13/15)	None
Receiving TDs.....	1, at GB (9/28)	2, vs. CLE (10/5/14)	None



97 WILLIE YOUNG

Ht: 6-4

Wt: 258

Age: 32

College: North Carolina State

Bears Season: 4

NFL Season: 8

Acquired: Unrestricted free agent in 2014 (DET)

LINEBACKER

PRO CAREER: Enters eighth NFL season, recording 240 tackles, 32 sacks, 1 interception, 15 pass breakups, 31 TFLs, 2 forced fumble and 2 fumble recoveries in 96 career games, including 45 starts, with the Detroit Lions (2010-13) and Chicago Bears (2014-17)... Has recorded 24 sacks in his three seasons as a Bear after recording only 6 during his four seasons in Detroit (2010-13)... 24 sacks over the past three seasons leads the Bears... 10 sacks in 2014 were second most by a Bears player in their first season with the team since sacks became an official stat in 1982 behind Mark Anderson's 12 in 2006... Set a career-high for sacks in a game with 3 at IND (10/9/17).

2017 SEASON: Appeared in four games (two starts), recording 7 tackles, 2 sacks and 2 TFLs. Inactive for game 5... Placed on Injured Reserve on October 10 with a triceps injury.

PREVIOUS SEASONS: 2016: Appeared in 16 games with 12 starts (Games 1-2 & 7-16) recording 59 tackles, 7.5 sacks, 3 TFLs, 2 pass breakups and 1 forced fumble... 7.5 sacks led the team... Recorded a career-high 3 sacks at IND (10/9). **2015:** Appeared in 15 contests (Games 1-2 & 4-16) including 8 starts (Games 5-6, 8-9, 11, 13 & 15-16), collecting 47 tackles, 6.5 sacks (second on the team), 1 interception, 12 TFLs (team-high) and 3 pass breakups... Made first career interception in Game 9 at St. Louis... Became 1-of-3 Bears players with a sack in 5- straight games (Games 9-14) along with Brian Urlacher (2000) and Steve McMichael (1983 & 1991) since sacks became an official NFL statistic in 1982... Inactive Game 3. **2014:** Saw action in 15 games with 8 starts ... made 55 tackles - including 10 sacks and 3 TFLs - his first career forced fumble, 3 pass breakups and 13 QB pressures... His 10 sacks were tied for 15th in the NFL and led the Bears... Had 6 sacks total in the previous 4 NFL seasons (2010-13) with Detroit entering 2014... Finished 2nd in tackles (55), tied for 2nd in PBU (3), and 3rd in TFLs (3) amongst Bears defensive linemen... Also blocked a field goal on special teams (Week 4 vs. Green Bay)... Placed on injured reserve on December 23 due to an Achilles injury, causing him to miss the season finale. **2013:** Started 15-of-16 games collecting, 47 tackles, 3 sacks, 5 PBUs, 7 TFLs and 2 FRs. Set career-highs in tackles, PBUs, TFLs, and FRs, and tied his career-high in sacks... His 5 PBUs ranked tied for 8th in the NFL amongst defensive linemen. **2012:** Appeared in 16 contests collecting 11 tackles, 1 PBU and 1 TFL. **2011:** In 14 games, notched 14 tackles, 3 sacks, 1 PBU and 3 TFLs.

2017 CHICAGO BEARS

Date	W/L	Opponent	Tkls-S	Sk-VL	INT-Yds	PD	FF	FR	TFL
9/10*	L	ATL	1-1	0-0	0-0	0	0	0	0
9/17	L	at TB	2-2	1-5	0-0	0	0	0	1
9/24	W	PIT	2-1	1-8	0-0	0	0	0	1
9/28*	L	at GB	2-0	0-0	0-0	0	0	0	0
10/9	L	MIN			INACTIVE				
10/15	W	at BAL			INJURED RESERVE				
10/22	W	CAR			INJURED RESERVE				
10/29	L	at NO			INJURED RESERVE				
11/12		GB							
11/19		DET							
11/26		at PHI							
12/3		SF							
12/10		at CIN							
12/16		at DET							
12/24		CLE							
12/31		at MIN							
Totals	0-2		7-4	2-13	0-0	0	0	0	2

*Denotes Game Started



WILLIE YOUNG'S NFL STATISTICS

REGULAR SEASON

Year	Team	GP	GS	Tackles				Interceptions					Fumbles			Misc.				
				Tot	S	A	Sk	Yds	No	Yds	Lg	TD	PD	FF	FR	Yds	TFL	STT		
2010	Detroit	2	0	0	0	0	0.0	0.0	0	0	-	0	0	0	0	0	0	0	0.0	0
2011	Detroit	14	0	14	9	5	3.0	19.0	0	0	-	0	1	0	0	0	0	0	3.0	0
2012	Detroit	16	0	11	7	4	0.0	0.0	0	0	-	0	1	0	0	0	0	0	1.0	0
2013	Detroit	16	15	47	29	18	3.0	20.0	0	0	-	0	5	0	2	0	0	7.0	0	0
2014	Chicago	15	8	55	36	19	10.0	65.0	0	0	-	0	3	1	0	0	0	3.0	0	0
2015	Chicago	15	8	47	31	16	6.5	50.0	1	39	39	0	3	0	0	0	0	12.0	0	0
2016	Chicago	16	12	59	36	23	7.5	43.0	0	0	-	0	2	1	0	0	0	3.0	0	0
2017	Chicago	4	3	7	4	3	2.0	13.0	0	0	-	0	0	0	0	0	0	2.0	0	0
Bears totals		50	31	168	107	61	26	171.0	1	39	39	0	8	2	0	0	0	20.0	0	0
NFL totals		98	46	240	152	88	32	210.0	1	39	39	0	15	2	2	0	0	31.0	0	0

POSTSEASON

Year	Team	GP	GS	Tackles				Interceptions					Fumbles			Misc.				
				Tot	S	A	Sk	Yds	No	Yds	Lg	TD	PD	FF	FR	Yds	TFL	STT		
2011	Detroit	1	0	2	1	1	1.0	1.0	0	0	-	0	0	1	0	0	0	0	0	0

SEASON / CAREER / PLAYOFF HIGHS

	2017	Career	Playoff
Tackles	2, three times	8, three times.....	2, at NO (1/7/12)
Solos	1, twice	7, vs. PHI (9/19)	1, at NO (1/7/12)
Sacks	1, twice	3, at IND (10/9).....	1, at NO (1/7/12)