




CHIEFS KINGDOM

2017 GAME NOTES



CHIEFS vs. JETS
Regular Season Game 12 • December 3, 2017



CHIEFS

REGULAR SEASON GAME 12

CHIEFS COMMUNICATIONS STAFF CONTACT INFORMATION


Ted Crews
Brad Gee
Luke Shanno
Cydney Ricker

Vice President of Communications
Director of Football Communications
Corporate Communications Manager
Communications Coordinator

(816) 920-4359
(816) 920-4349
(816) 920-4351
(816) 920-4352

tcrews@chiefs.nfl.com
bgee@chiefs.nfl.com
lshanno@chiefs.nfl.com
cricker@chiefs.nfl.com

CHIEFS VISIT NEW YORK JETS IN MATCHUP AT METLIFE STADIUM



Kansas City Chiefs (6-5) at New York Jets (4-7)
Sunday, Dec. 3, 2017 • 12 p.m. CT • CBS
MetLife Stadium • East Rutherford, New Jersey

THIS WEEK'S MEDIA AVAILABILITY

Date	Practice	Coach	Media	Players
Tuesday, Nov. 28	No Media Availability			
Wednesday, Nov. 29	1:20 p.m.	Reid	11:45 a.m.	11:45 a.m.
Thursday, Nov. 30	1:20 p.m.	Coords.	11:45 a.m.	11:45 a.m.
Friday, Dec. 1	11:45 a.m.	Reid	1:00 p.m.	1:00 p.m.
Saturday, Dec. 2	No Media Availability			
Sunday, Dec. 3	Chiefs at Jets - MetLife Stadium - 12 p.m. CT			

* All times are approximate and subject to change with little or no notice. OC Nagy, DC Sutton and ST Toub will speak to the media Thursday.

* Jets Head Coach Todd Bowles will be available via conference call on Wednesday at 2:45 p.m. CT.

The Kansas City Chiefs travel to MetLife Stadium for the second time in three weeks, this time to face the New York Jets on Sunday, Dec. 3. Kickoff is slated for 12 p.m. CT. The Chiefs are 2-0 against the Jets since 2013. KC has won 28 of its last 37 regular season contests, which included 12 consecutive AFC West Division victories. Kansas City has won 13 of its last 14 division contests. Chiefs Head Coach Andy Reid is 5-0 all-time against the Jets and QB Alex Smith is 3-0 in his career against New York.

The Chiefs enter Week 13 with a 6-5 record. Through the first 11 games of the 2017 season, Chiefs QB Alex Smith has completed 254 of his 369 pass attempts (68.8%) for 2,873 yards with 19 TDs and four interceptions (104.5 rating). Smith's streak without an INT ended in Dallas on Nov. 5 at 297 pass attempts. His 18/0 TD-to-INT ratio to start a season ranks third in NFL history (Peyton Manning 20/0, Nick Foles 19/0). Rookie RB Kareem Hunt has rushed 184 times for 890 yards (4.8 avg.) with four rushing TDs and two receiving touchdowns. He is the only NFL player in history to start his career with over 100 scrimmage yards in each of his first seven NFL games. TE Travis Kelce leads all KC pass catchers with 62 receptions for 777 yards (12.5 avg.) with five TDs. WR Tyreek Hill has caught 54 passes for 726 yards (13.4 avg.) with four touchdowns. The Chiefs rank third in the NFL with 98 fourth-quarter points scored this season.

Defensively, the Chiefs have 21.0 team sacks. LB Justin Houston leads the club with 8.5 sacks this season and DE Chris Jones has 3.5. Marcus Peters leads the team with three INTs. The Chiefs own a +6 turnover differential this season with 14 takeaways and eight giveaways.

On special teams, P Dustin Colquitt owns 415 career punts inside the 20-yard line ranking fourth all-time in NFL history. Chiefs K Harrison Butker, in his first-ever NFL game, kicked a 43-yard game-winner against Washington on MNF and has now hit a franchise record 23 straight field goals.

Chiefs Head Coach Andy Reid is currently in his fifth season with the club and owns 49 wins in his first five seasons, marking the highest combined win total of any head coach in franchise history in that timeframe. This season, Reid is joined by new General Manager Brett Veach, who was named the leader of the team's personnel department on July 10. Reid is in the top-10 on the all-time wins chart with 190 victories (regular and post-season combined). He trails only Bill Belichick (272) among active coaches for most combined wins. Kansas City returned six players that were named to the 2017 Pro Bowl including Berry, Colquitt, Hill, Kelce, Peters and Smith. Berry was placed on injured reserve on Sept. 8 after an Achilles injury. The team's 2017 schedule features seven games against six playoff teams from the 2016 season. The club's 2017 opponents boasted a combined winning percentage of .576 last season, second toughest in the NFL heading into 2017 (Oakland - .578).

BROADCAST INFORMATION

TV Coverage
CBS (KCTV5 Local)

Play-by-Play: Ian Eagle
Analyst: Dan Fouts
Sideline: Evan Washburn

Tico Sports (Kansas City)
KCTO 1160 AM / 100.5 FM
Spanish Radio Broadcast

Play-by-Play: Enrique Morales
Color: Oscar Monterroso
Sideline: Leo Prieto

Chiefs FOX Football Radio Network
KCFX (101.1 FM)

Play-by-Play: Mitch Holthus
Color: Kendall Gammon
Sideline: Dani Welniak

Chiefs Pregame & Postgame Show
KCFX (101.1 FM)

Hosts: Art Hains, Dan Israel and Len Dawson

Chiefs Twitter Accounts: @Chiefs
@ChiefsReporter @ChiefsPR



CHIEFS MEDIA WEBSITE INFORMATION

The Kansas City Chiefs 2017 Media Guide is available on the Chiefs media information website, NFLOMG.com. In 2015, the club introduced an improved interactive online media guide that features an in-game statistics monitoring platform, in addition to the weekly press materials such as transcripts, weekly releases, bios, additional stats and more. The club's guide is updated weekly throughout the season to reflect the most up-to-date information. Media members can also access the Chiefs credential application through the site. To login, the username is **chiefsmedia** and the password is **chiefs**.



DID YOU KNOW?

The Kansas City Chiefs and the New York Jets are both original members of the AFL, but the Chiefs were founded as the Dallas Texans and the Jets as the New York Titans. As the Texans and Titans, the clubs squared off six times. The two teams would change their names following the 1962 season and both went on to win an AFL title and then play in the Super Bowl. The Jets and Chiefs would win back-to-back Super Bowls in 1969 and 1970.

CHIEFS VS. JETS TEAM COMPARISON

	 Chiefs	 Jets
Record	6-5	4-7
Division Standing	1st (AFCW)	3rd (AFCE)
Turnover Margin (NFL Rank)	+6 (T-6th)	0 (T-16th)
Offense (NFL Rank)		
Net Yards Per Game	358.6 (9th)	314.5 (23rd)
Yards Per Play	5.92 (5th)	5.22 (18th)
Points Per Game	24.7 (7th)	20.7 (20th)
Possession Average	30:35 (11th)	30:02 (16th)
Net Rushing Yards Per Game	112.6 (15th)	102.3 (21st)
Net Passing Yards Per Game	246.0 (13th)	212.3 (18th)
Had Intercepted/Yards	6/92	8/50
Sacks Allowed/Yards	271-167 (T-19th)	351-245 (T-26th)
Fumbles/Lost	11/2	21/9
Third Down Pct.	38.0% (18th)	37.0% (21st)
Red Zone TD Pct.	46.7% (T-26th)	54.5% (15th)
Giveaways	8 (2nd)	17 (T-23rd)
Defense (NFL Rank)		
Net Yards Per Game	372.5 (27th)	342.5 (19th)
Yards Per Play	5.65 (26th)	5.20 (15th)
Points Per Game	21.5 (14th)	23.4 (16th)
Net Rushing Yds Per Game	126.9 (29th)	120.4 (26th)
Net Passing Yards Per Game	245.6 (28th)	222.2 (15th)
Intercepted By/Yards	9/72	10/145
Sacks For/Yards	211-120 (25th)	221-128 (T-23rd)
Opponent Fumbles/Lost	13/5	16/7
Third Down Pct.	39.2% (17th)	38.5% (14th)
Red Zone TD Pct.	53.8% (17th)	57.1% (24th)
Takeaways	14 (T-18th)	17 (T-10th)
Special Teams (NFL Rank)		
Punts-Average Yards (Gross)	45.1 (16th)	47.2 (9th)
Punts-Average Yards (Net)	40.6 (20th)	41.0 (15th)
Punt Returns-Average Per	6.9 (20th)	5.1 (30th)
Punt Returns-Average Per Allowed	6.9 (15th)	10.2 (25th)
Kickoff Returns-Average Per	23.1 (10th)	20.4 (24th)
Kickoff Returns-Avg. Per Allowed	19.1 (4th)	22.6 (21st)
Field Goals Made/Attempted	26/27 (1st)	18/22 (21st)
Penalties (NFL Rank)		
Penalties Against/Yards	87/794 (29th)	88/807 (30th)
Opp. Penalties Against/Yds	71/619 (T-19th)	83/709 (T-6th)

CHIEFS VS. JETS IND. COMPARISON

	 Chiefs	 Jets	
PASSING YARDS			
Smith	2,873	McCown	2,549
RUSHING YARDS			
K. Hunt.....	890	Powell.....	454
Smith	235	McGuire.....	280
Hill.....	60	Forte.....	267
RECEIVING YARDS			
Kelce.....	777	Anderson.....	714
Hill.....	726	Kears.....	520
K. Hunt.....	344	Seferian-Jenkins	315
POINTS SCORED			
Butker	83	Catanzaro.....	78
K. Hunt.....	36	Anderson.....	42
Two Tied	30	Kearse.....	30
INTERCEPTIONS			
Peters	3	Maye	2
Mitchell	2	Brooks.....	2
Four Tied	1	Six tied	1
SACKS			
Houston	8.5	Davis	4.5
Jones.....	3.5	Lee.....	3.0
Two Tied	2.0	Four Tied	2.0
DEFENSIVE TACKLES			
Sorensen	66	Davis	92
Parker	53	Lee	73
Johnson.....	51	Maye	56
KICKOFF RETURNS (AVG.)			
A. Hunt.....	17 (24.8)	Stewart.....	9 (19.2)
Thomas.....	9 (24.7)	Natson Jr.	5 (21.2)
PUNT RETURNS (AVG.)			
Hill.....	19 (8.5)	Kerley.....	16 (5.3)
Thomas.....	7 (2.7)	Raymond.....	5 (7.6)
FIELD GOALS			
Butker	23/24 (95.8%)	Catanzaro.....	18/22 (81.8%)
PUNTS (GROSS/NET AVG.)			
Colquitt	51 (45.1/40.6)	Edwards.....	61 (47.2/41.0)

CHIEFS VS. JETS SERIES HISTORY

- Sunday's contest between the Kansas City Chiefs and New York Jets marks the 39th meeting between the two teams (regular and postseason).
- The Chiefs hold the edge 19-18-1 in the all-time series.
- In their last two meetings, the Chiefs have outscored the Jets 48-13 and forced 8 turnovers.
- Kansas City's last win at the Jets came in 2002 when QB Trent Green hit RB Priest Holmes for a touchdown with 27 seconds left to give the Chiefs the lead, 29-25.
- In their last meeting, the Chiefs earned a 24-3 win at Arrowhead Stadium in Week 3, intercepting six passes and forcing eight turnovers total.

CHIEFS VS. JETS SERIES HISTORY - LAST 10 GAMES

Date	Result	Of Note
11/29/1992*	W 23-7	Nick Lowery (3-for-3) 38 yd FG.
11/01/1998	L 17-20	Tony Richardson 2 yd TD run.
11/11/2001*	L 7-27	Tony Gonzalez 6 yd TD pass from T. Green.
10/06/2002*	W 29-25	Priest Holmes 19 yd TD pass from T. Green.
09/11/2005	W 27-7	Larry Johnson (2 TDs) 35 yd TD run.
12/30/2007*	L 10-13	Jeff Webb 26 yd TD pass from B. Croyle.
10/26/2008*	L 24-28	Brandon Flowers 91 yd interception return.
12/11/2011*	L 10-37	Ryan Succop 53 yd FG.
11/02/2014	W 24-10	Travis Kelce 12 yd TD pass from Alex Smith.
09/25/2016	W 24-3	Defense: 6 interceptions

* - At New York

CHIEFS HEAD COACH ANDY REID



Reid is in his 26th NFL season, 19th as a head coach and fifth with the Chiefs. In his first five seasons with the club he's tallied 49 wins, more victories than any other head coach in franchise history in that timeframe.

Under Reid, the Chiefs have made the playoffs three of his four seasons. In 2016, Kansas City went 12-4 and won the AFC West, earning a first-round bye in the playoffs. In 2015, the Chiefs won their first playoff game since 1994, defeating the Texans 30-0. The team finished 11-5 after a 1-5 start in 2015. It was the greatest turnaround in a single-season in NFL history. In 2013, Reid led the Chiefs to an 11-5 record marking the greatest single-season turnaround in franchise history after the team finished 2-14 in 2012.

Reid boasts a career record of 179-119-1 (.600) in the regular season. He also owns an 11-12 postseason record. Prior to joining the Chiefs, Reid led the Eagles to a 130-93-1 (.583) regular season record during his 14 seasons as head coach. He led the Eagles franchise to one Super Bowl appearance. When you include his time as an NFL assistant coach, his teams have made the playoffs 18 times (20-17 record), and he has coached in three Super Bowls and eight NFC Championships.

Reid spent seven seasons as an assistant coach with the Green Bay Packers under Head Coach Mike Holmgren. Prior to joining the NFL ranks, Reid's final collegiate stop was the University of Missouri (1989-91). Prior to his stint with the Tigers, Reid spent two years working with the offensive line at the University of Texas – El Paso, and before that, he held the same position with Northern Arizona.

In 1983, Reid took the position of offensive coordinator and offensive line coach at San Francisco State (1983-85). A tackle/guard at Brigham Young University from 1979-81, Reid entered the coaching ranks as a graduate assistant at BYU in 1982.

NFL Head Coach:	19th Year	Record w/ KC:	49-26 (.653)
NFL Coach Overall:	26th Year	Record w/ PHI:	130-93-1 (.583)
NFL Overall:	190-131-1 (.592)	Record vs. NYJ:	5-0 (1.000)
Reg. Season:	179-119-1 (.600)	College:	BYU ('81)
Postseason:	11-12 (.478)	Hometown:	Los Angeles

ANDY REID'S CAREER PATH

1979-82	BYU	Tackle/Guard ('79-81) Graduate Assistant ('82)
1983-85	San Francisco State	Offensive Coordinator/ Offensive Line
1986	Northern Arizona	Offensive Line
1987-88	Texas-El Paso	Offensive Line
1989-91	Missouri	Offensive Line
1992-98	Green Bay Packers	Tight Ends / Offensive Line ('92-96) Quarterbacks ('97-98)
1999-12	Philadelphia Eagles	Head Coach ('99-00) HC/Exec. V.P. Football Ops ('01-12)
2013-17	Kansas City Chiefs	Head Coach



ANDY REID'S HARDWARE



Super Bowls

96 **97** **04**
Conference Titles

95 **96** **97** **01** **02**

03 **04** **06** **10** **16**

Division Titles

JETS HEAD COACH TODD BOWLES



Todd Bowles was named the 19th head coach in New York Jets history on January 14, 2015. Bowles enters his third season as the head coach of the Jets, the franchise where he began his NFL coaching career in 2000.

Prior to rejoining the Jets in 2015, Bowles served as the defensive coordinator for the Cardinals (2013-14), earning Assistant Coach of the Year recognition in 2014 from both the Pro Football Writers of America and The Associated Press, the first ever recipient of the AP award.

During his time in Arizona, the Cardinals defense ranked in the top five in the league in several areas, including third in fewest rushing touchdowns allowed (14), fifth in points per game allowed (19.5) and fifth in rushing yards per game (96.6).

Prior to his time in Arizona, Bowles coached in Philadelphia (2012), Miami (2008-11), Dallas (2005-07) and Cleveland (2001-04) after his start with the Jets (2000).

Before beginning his NFL coaching career, Bowles served as the defensive coordinator/secondary coach at Morehouse College in 1997 and the defensive coordinator/defensive backs coach at Grambling State from 1998-99.

Despite going undrafted in the 1986 NFL Draft, Bowles, the four-year letterman and captain out of Temple (1982-95), played in 117 regular-season games at cornerback and safety and registered 15 interceptions and seven fumble recoveries in his eight-year career playing for the Washington Redskins (1986-90, 1992-93) and the San Francisco 49ers (1991). Bowles was a starter on the 1987 Redskins championship team that defeated the Denver Broncos, 42-10, in Super Bowl XXII.

NFL Head Coach:	3rd Year	Record w/ NYJ:	19-24 (.442)
NFL Coach Overall:	18th Year	Record vs. KC:	0-1 (.000)
NFL Overall:	19-24 (.442)	College:	Temple ('86)
Regular Season:	19-24 (.442)	Hometown:	Elizabeth, N.J.
Postseason:	0-0 (.000)		

TODD BOWLES' CAREER PATH

1982-85	Temple	Safety
1986-90	Washington Redskins	Safety
1991	San Francisco 49ers	Safety
1992-93	Washington Redskins	Safety
1995-96	Green Bay Packers	College Scouting Asst.
1997	Morehouse College	Def. Coord./Secondary
1998-99	Grambling State	Def. Coordinator/Def. Backs
2000	New York Jets	Defensive Backs
2001-04	Cleveland Browns	Def. Nickel Package ('01-03) Secondary ('04)
2005-07	Dallas Cowboys	Defensive Backs
2008-11	Miami Dolphins	Asst. Head Coach/Secondary ('08-11) Interim Head Coach ('11)
2012	Philadelphia Eagles	Secondary/Interim Def. Coord.
2013-14	Arizona Cardinals	Defensive Coordinator
2015-17	New York Jets	Head Coach



TODD BOWLES' HARDWARE



Super Bowls



87 **96**
Conference Titles

87 **95**



96 **07** **08**

Division Titles

2017 CHIEFS TEAM STATS & RANKINGS

CATEGORY	TOTAL		
Total Offense	358.6	3rd	9th
Rush Offense	112.6	7th	15th
Pass Offense	246.0	4th	13th
Total Defense	372.5	14th	27th
Rush Defense	126.9	15th	29th
Pass Defense	245.6	13th	27th
Points/Game	24.7	3rd	7th
Opp. Pts./Game	21.5	7th	14th

2017 CHIEFS INDIVIDUAL STATS & RANKINGS

CATEGORY	PLAYER	TOTAL		
Scoring (NK)	K. Hunt	36	T-9th	T-20th
Rushing Yards	K. Hunt	890	2nd	2nd
QB Rating	Smith	104.5	2nd	2nd
Receptions	Kelce	62	T-4th	T-9th
Rec. Yards	Kelce	777	6th	10th
Interceptions	Peters	3	T-7th	T-10th
Punting Avg.	Colquitt	45.1	11th	18th
Punt Ret. Avg.	Hill	8.5	7th	15th
KO Ret. Avg.	A. Hunt	24.8	3rd	6th
Sacks	Houston	8.5	T-5th	T-10th



CHIEFS ALL-TIME VS. AFC WEST OPPONENTS

OVERALL (REG. SEASON)

Team	Record	Pct.	Longest Win Streak
Denver	60-54-0	.526	11 (1964-1969)
Oakland	60-52-2	.535	9 (2003-2007)
LA Chargers	59-54-1	.522	7 (2014-Current)

AT HOME (REG. SEASON)

Team	Record	Pct.	Longest Win Streak
Denver	38-19-0	.667	14 (1960-1973)
Oakland	32-24-1	.570	10 (1989-1998)
LA Chargers	34-23-0	.596	7 (1997-2003)

ON THE ROAD (REG. SEASON)

Team	Record	Pct.	Longest Win Streak
Denver	22-35-0	.386	5 (1965-1969)
Oakland	28-28-1	.500	7 (2003-2009)
LA Chargers	25-31-1	.447	6 (1972-1977)

2017 FINAL AFC WEST STANDINGS

Team	W	L	Pct.	PF	PA	Streak
Kansas City Chiefs	6	5	.545	272	236	Lost 3
L.A. Chargers	5	6	.455	249	202	Won 2
Oakland Raiders	5	6	.455	225	261	Won 1
Denver Broncos	3	8	.273	197	280	Lost 7

CHIEFS 2017 SCHEDULE

PRESEASON

Date	Opponent	Time	Result
Aug. 11	San Francisco	8:00 p.m.	L, 17-27
Aug. 19	at Cincinnati	6:00 p.m.	W, 30-12
Aug. 25	at Seattle	7:00 p.m.	L, 13-26
Aug. 31	Tennessee	7:30 p.m.	W, 30-6

REGULAR SEASON

Date	Opponent	Time	Network
Sept. 7	at New England	7:30 p.m.	W, 42-27
Sept. 17	Philadelphia	Noon	W, 27-20
Sept. 24	at L.A. Chargers	3:25 p.m.	W, 24-10
Oct. 2	Washington	7:30 p.m.	W, 29-20
Oct. 8	at Houston*	7:30 p.m.	W, 42-34
Oct. 15	Pittsburgh*	3:25 p.m.	L, 13-19
Oct. 19	at Oakland	7:25 p.m.	L, 30-31
Oct. 30	Denver	7:30 p.m.	W, 29-19
Nov. 5	at Dallas*	3:25 p.m.	L, 17-28
Nov. 12	BYE WEEK	---	---
Nov. 19	at NY Giants*	Noon	L, 9-12
Nov. 26	Buffalo*	Noon	L, 10-16
Dec. 3	at NY Jets*	Noon	CBS
Dec. 10	Oakland*	Noon	CBS
Dec. 16	LA Chargers	7:25 p.m.	NFLN
Dec. 24	Miami	Noon	CBS
Dec. 31	at Denver*	3:25 p.m.	CBS

Home games in bold; all kickoffs are Central Time.

* Subject to Flexible Scheduling

Flexible scheduling will be used in Weeks 10-15 and 17. Additionally, in Weeks 5-9, flexible scheduling may be used in no more than two weeks.

NFL REGULAR SEASON SCHEDULE WEEK 12

Thursday, Nov. 30

Washington at Dallas..... 7:25 p.m.

Sunday, Dec. 3

Minnesota at Atlanta	12 p.m.
New England at Buffalo	12 p.m.
San Francisco at Chicago	12 p.m.
Tampa Bay at Green Bay	12 p.m.
Houston at Tennessee	12 p.m.
Denver at Miami	12 p.m.
Kansas City at New York Jets	12 p.m.
Indianapolis at Jacksonville	12 p.m.
Detroit at Baltimore	12 p.m.
Cleveland at Los Angeles Chargers	3:05 p.m.
New York Giants at Oakland	3:25 p.m.
Carolina at New Orleans	3:25 p.m.
Los Angeles Rams at Arizona	3:25 p.m.
Philadelphia at Seattle	7:30 p.m.

Monday, Dec. 4

Pittsburgh at Cincinnati..... 7:30 p.m.



AMONG THE BEST IN CHIEFS HISTORY

In his first five seasons as head coach of the Chiefs, Andy Reid coached his team to a 49-26 record in the first 75 games. His 65.3 winning percentage is the top mark in franchise history for any coach in his first five seasons leading the club. Marty Schottenheimer is second on that list, leading his Chiefs teams to a 46-26-1 (63.7%) record in his first five seasons.

Most Regular Season Wins, First 5 Years with Team

Rk.	Name	Yr. 1	Yr. 2	Yr. 3	Yr. 4	Yr. 5	Tot. Rec.	Win %
1.	Reid	11-5	9-7	11-5	12-4	6-5	49-26	65.3%
2.	Schottenheimer	8-7-1	11-5	10-6	10-6	7-2	46-26-1	63.7%
3.	Stram	8-6	6-8	11-3	5-7-2	4-5	34-28-2	54.7%
4.	Vermeil	6-10	8-8	13-3	7-9	5-4	39-34	53.4%
5.	Levy	4-12	7-9	8-8	9-7	3-6	31-42	42.5%

In Reid's 75 total games with the Chiefs, he has registered a 26-11 (70.1%) record at home and a 23-15 (60.5%) record on the road.



HE WINS AT HOME AND ON THE ROAD

No matter where his team is playing, home or away, Chiefs Head Coach Andy Reid is consistent. Through 19 seasons and 299 games, Coach Reid has a nearly identical record on the road as he does at home.

Home Record	Road Record	Total
91-58 (.611)	88-61-1 (.590)	179-119-1 (.600)

2017 CHIEFS PRO BOWL PLAYERS

Seven members of the Kansas City Chiefs were selected to participate in the 2017 NFL Pro Bowl, six of them return to the Chiefs roster in 2017. Safety Eric Berry, tight end Travis Kelce, cornerback Marcus Peters and rookie return man Tyreek Hill qualified to represent KC in the NFL's All-Star game. P Dustin Colquitt and QB Alex Smith represented the club as Pro Bowl alternates. Kelce earned the game's offensive MVP award.

It marked Berry's fifth Pro Bowl nomination, Kelce, Colquitt, Smith and Peters' second and Hill's first.



CHIEFS ASSISTANT COACHES

OFFENSIVE STAFF

Brad Childress
Assistant Head Coach

Matt Nagy
Offensive Coordinator

Eric Bieniemy
Running Backs

Andy Heck
Offensive Line

Greg Lewis
Wide Receivers

Tom Melvin
Tight Ends

Corey Matthaei
Assistant Quarterbacks

Joe Bleymaier
Offensive Quality Control

Mike Kafka
Offensive Quality Control

DEFENSIVE STAFF

Bob Sutton
Defensive Coordinator

Britt Reid
Defensive Line

Gary Gibbs
Linebackers

Emmitt Thomas
Defensive Backs

Al Harris
Secondary/Cornerbacks

Mark DeLeone
Assistant Linebackers

Mike Smith
Assistant Defensive Line

Terry Bradden
Defensive Assistant

SPECIAL TEAMS STAFF

Dave Toub
Special Teams Coordinator

Rod Wilson
Assistant Special Teams

MISCELLANEOUS
Barry Rubin
Head Strength and Conditioning

Travis Crittenden
Assistant Strength and Conditioning

Ryan Reynolds
Assistant Strength and Conditioning

Devin Woodhouse
Assistant Strength and Conditioning

Tommy Brasher
Special Projects

Mike Frazier
Statistical Analysis Coordinator

Porter Ellett
Senior Assistant to Head Coach

MISC. NOTES

2017 CHIEFS DEFENSIVE RANKINGS

Category	NFL Rank	Value
Average Margin of Defeat	3rd	5.40 points
Opp. Avg. Starting Position after KO	8th	23.9 yard line
Opp. Fumble Returns of 20+ Yards	T-9th	1 return
Miscellaneous Touchdowns Allowed	T-1st	0 touchdowns
Opp. Field Goal Percentage	10th	80.0%
Opp. Avg. Starting Field Position	4th	26.4 yard line
Opp. Avg. Starting Field Position-Away	4th	26.1 yard line
Opp. Red Zone 3rd Down Conversions	5th	26.7%
Opp. 3rd and 4th-and-1 Conversions	7th	55.6%
Opp. 3rd and 1 Conversions	T-5th	53.8%
Opp. 3rd and Medium (4-6 yards)	5th	34.4%
Opp. 3rd and Short (<4 yards)	7th	51.3%
Opp. Yards After Catch	5th	960 yards
Opp. Passing for 4+ Yards on 1st Down	6th	47.3%
Opp. Rushing Plays of 20+ Yards	T-4th	4 rushes
Opp. Rushing Plays of 50+ Yards	T-1st	0 rushes
Opp. Points Outside the Red Zone	3rd	50 points
Opp. Kickoff Return Average	4th	19.1 yards
Opp. Kickoff Touchback Percentage	1st	37.5%
Opp. Gross Punting Average	1st	43.3 yards
Opp. Points/Drives Less than 4 Plays	9th	20 points
Opp. Points on Poss. After Turnovers	2nd	12 points
Rushing Defense on 2nd Down	9th	3.64 yards
Opp. Drives Starting Inside KC 20	T-3rd	1 drive
Opp. Drives Starting Inside KC 50	T-2nd	8 drives
Plays with YAC of 1 or Fewer Yards	T-3rd	47 plays

2017 CHIEFS OFFENSIVE RANKINGS

Category	NFL Rank	Value
1st Down Efficiency	8th	48.9%
1st Down Average Yardage	4th	6.55 yards
3rd and 4th and 1 Conversions	1st	92.3%
3rd and 1 Conversions	1st	92.3%
3rd and 10+ Conversions	5th	25.8%
3rd and Short Conversions (<4 Yards)	1st	76.7%
Ball Control in 5 Minute Drives	T-7th	17 drives
Passer Rating in Blitz Situations	6th	106.66
Points on 1st Off. Poss. of 2nd Half	T-7th	28 points
Percentage of Dropped Passes	3rd	3.3%
Field Goal Percentage	1st	96.3%
Avg. Starting Field Position - Home	7th	30.5%
Fumbles Lost	1st	2 fumbles lost
Giveaway Points Allowed	1st	12 points
Total Giveaways	2nd	8 giveaways
Goal-to-Go Touchdown Efficiency	T-6th	81.8%
Kickoff Touchback Percentage	7th	71.9%
Miscellaneous Touchdowns	T-9th	3 touchdowns
Offensive Points Scored	7th	252 points
Offensive Scoring Efficiency	7th	41.8%
Opp. Fumble Returns of 20+ Yards	T-1st	0 returns
Opp. INT Returns of 20+ Yards	T-4th	1 return
Opponent Takeaways	2nd	8 takeaways
Overall Passer Rating	4th	101.7
Average Yards per Game	9th	358.6 yards
Yards After Catch	3rd	1,390 yards
Pct. of 4+ Yard Passes on 1st Down	5th	57.9%
Passer Rating on Atts. of 21+ Air Yards	4th	121.5 rating
Plays of 10+ Yards	T-9th	154 plays
Points on 1st Poss. of 2nd Half	T-7th	28 points
Punt Returns of 20+ Yards	T-8th	2 returns
Points on Drives of Less than 4 Plays	T-8th	35 points
Turnovers on Less Than 4 Play Drives	1st	1.6%
Red Zone Giveaways	T-9th	1 giveaway
Non-Kneel Rushes for Negative Yards	6th	23 rushes
Rushing Plays of 10+ Yards	T-10th	36 rushes
Rushing Plays of 20+ Yards	T-5th	10 rushes
Rushing Plays of 50+ Yards	T-2nd	3 rushes
Total Points	7th	272 points
Points Scored Outside the Red Zone	3rd	113 points
Points Scored at the End of the Half	T-2nd	59 points
Points per Game	7th	24.7 points
Turnover Differential	T-6th	+6
Two-Minute Offense	T-1st	23 points
Average Yards per Game	9th	358.6 yards
Average Yards per Play	5th	5.92 yards
Average Yards per Play in Red Zone	6th	3.29 yards



CHIEFS VS. JETS CONNECTIONS

Professional

- Jets Head Coach Todd Bowles spent the 2012 season with the Eagles and worked with or coached multiple members of the current Chiefs and Jets staffs. Bowles worked alongside Chiefs Head Coach Andy Reid (1999-2012), General Manager Brett Veach (2007-12), Offensive Coordinator Matt Nagy (2010-12), Statistical Analysis Coordinator Mike Frazier (2003-12), Head Athletic Trainer Rick Burkholder (1999-2012), Tight Ends Coach Tom Melvin (2002-12), Asst. Quarterbacks Coach Corey Matthaei (2008-12), Asst. Strength & Conditioning Coach Travis Crittenden (2012), and Jets Asst. Head Coach/Inside Linebackers Coach Mike Caldwell (2007-12). Bowles also coached Chiefs Offensive Quality Control Coach Mike Kafka (2010-12).

- Chiefs Special Teams Coordinator Dave Toub (2004-12) and Jets Quarterbacks Coach Jeremy Bates (2012) spent time coaching Jets RB Matt Forté (2008-15) and QB Josh McCown (2010-13) while with the Bears. Chiefs Asst. Special Teams Coach Rod Wilson (2005-08 & 2010) was also on the Bears roster as a linebacker with Forté and McCown.

- New York Offensive Asst. Jason Vrable (2016) was the assistant quarterbacks coach and interim running backs coach for the Bills while Kansas City LB Reggie Ragland (2016) was on the roster.

- Kansas City Linebackers Coach Gary Gibbs (2002-05) served in the same role in Dallas and worked with New York Head Coach Todd Bowles (2005-07) and Defensive Coordinator Kacy Rodgers (2003-04). Bowles was the defensive backs coach while Rodgers was the defensive tackles coach. Gibbs, Bowles and Rodgers all coached New York Asst. Defensive Line Coach La'Roi Glover (2002-05) while he was a defensive tackle for the Cowboys.

- Chiefs Defensive Backs Coach Emmitt Thomas (1986-94) spent time with the Redskins as the wide receivers coach (1986) and secondary coach (1987-94) while Jets Head Coach Todd Bowles (1986-90) was a safety on the roster and Tight Ends Coach Jimmie Johnson (1989-91) was a tight end. Thomas also worked with Jets General Manager Mike Maccagnan while he was an intern in the scouting department (1990) and a college scout (1994).

- New York Outside Linebackers Coach Kevin Greene (1993-95) was an outside linebacker with Pittsburgh while Kansas City Head Athletic Trainer Rick Burkholder (1994-98) was an assistant athletic trainer.

- Jets G James Carpenter (2011-14) and WR Jermaine Kearse (2012-16) played with Chiefs DB Ron Parker (2011-12) and LB Kevin Pierre-Louis (2014-17) in Seattle.

- Kansas City QB Alex Smith (2005-12) was with San Francisco while New York Offensive Coordinator John Morton (2011-14) was the quarterbacks coach.

- Jets Defensive Line Coach Robert Nunn (2009) served in the same role for the Buccaneers while Chiefs Asst. Special Teams Coach Rod Wilson (2009) was on the roster as a linebacker.

- Chiefs Secondary/Cornerbacks Coach Al Harris (2010) was a cornerback for the Dolphins while Jets Head Coach Todd Bowles (2008-11), Defensive Coordinator Kacy Rodgers (2008-14) and Wide Receivers Coach Karl Dorrell (2008-11) were on the coaching staff.

- Jets Head Coach Todd Bowles (1995-96) was a college scouting assistant for the Packers while Chiefs Head Coach Andy Reid (1992-96) was the tight ends and offensive line coach and Strength & Conditioning Coach Barry Rubin (1995-98) was the assistant strength and conditioning coach.

- Jets CB Buster Skrine (2011-14) and Chiefs T Mitchell Schwartz (2012-15) were on the Browns roster while Chiefs Asst. Head Coach Brad Childress (2012) was the offensive coordinator and Area Scout David Hinson (2009-12) was in the same role.

- Chiefs Director of Pro Personnel Tim Terry (2000-02) was a linebacker

with the Seahawks while Jets Running Backs Coach Stump Mitchell (1999-2007) served in the same role.

- Jets Tight Ends Coach Jimmie Johnson (2006-13) worked with Chiefs Asst. Head Coach Brad Childress (2006-10) and Running Backs Coach Eric Bieniemy (2006-10) with the Vikings. Johnson and Bieniemy served in the same roles while Childress was the head coach. Johnson, Childress and Bieniemy all coached Chiefs Wide Receivers Coach Greg Lewis while he was a wide receiver on the Vikings roster.

- Jets S Terrence Brooks (2016) and Chiefs DT Bennie Logan (2013-17) spent a season together in Philadelphia on the Eagles roster.

Former Chiefs

- Jets Tight Ends Coach Jimmie Johnson and Running Backs Coach Stump Mitchell both spent one season on the Chiefs roster. Johnson (1994) was a tight end and Mitchell (1990) was a running back and return specialist.

- Jets LB Josh Martin (2013-14) spent two seasons in Kansas City with the Chiefs.

Former Jets

- Chiefs Defensive Coordinator Bob Sutton spent 13 seasons on the Jets coaching staff in multiple roles. Sutton served as the linebackers coach (2000-05), defensive coordinator (2006-08), senior defensive assistant and linebackers coach (2009-11) and assistant head coach and linebackers coach (2012).

- Kansas City Area Scout David Hinson (2013-14), Asst. Linebackers Coach Mark DeLeone (2012) and Personnel Executive Michael Davis (1997-2012) all spent time on the New York Jets staff.

- Chiefs DL Jarvis Jenkins spent the first half of the 2016 season on the Jets roster.

- Newly acquired Chiefs CB Darrelle Revis (2007-12, 2015-16) spent the majority of his career playing with the Jets.

College

- Kansas City Running Backs Coach Eric Bieniemy and New York Offensive Line Coach Steve Marshall worked together twice while at Colorado. Bieniemy was the running backs coach for the Buffaloes from 2001-02 and the offensive coordinator and running backs coach from 2011-12, while Marshall was the offensive line coach from 2000-01 and again from 2011-12.

- Chiefs LB Reggie Ragland (2012-15) played three seasons with Jets WR ArDarius Stewart (2013-16) at Alabama.

- Kansas City DL Jarvis Jenkins (2007-2010) and New York K Chandler Catanzaro (2009-13) were teammates for two seasons at Clemson.

- Chiefs WR Demarcus Robinson (2013-15) played at least one season with both Jets S Marcus Maye (2012-16) and OL Jonotthan Harrison (2010-13) at Florida.

- Jets DE Kony Ealy (2010-13) played with Chiefs C Mitch Morse (2010-14) for four seasons at Missouri.

- Kansas City CB Steven Nelson (2013-14) and New York LB Obum Gwacham (2010-14) were teammates for two seasons at Oregon State.

Hometown

- Chiefs DT Bennie Logan and Jets CB Morris Claiborne both grew up in Shreveport, La., before they attended LSU.

- New York LB David Bass, DE Kony Ealy and Kansas City WR Jehu Chesson all hail from St. Louis. Bass played at Missouri Western State from 2008-12.

2017 MISC. NOTES

KAREEM HUNT ON THE RISE

After 12 weeks of regular season play, rookie RB Kareem Hunt ranks second in the NFL in rushing yards. He ranks tied-second among all backs in 10+ yard carries. Hunt ranks third in the league in yards from scrimmage (1,234).

Hunt has scored six touchdowns in his first 11 career games and had a 50+ yard run in his first three games, two of which went for TDs. He is averaging 112.2 yards per game in scrimmage yards. He is the first player in NFL history to score a 50+-yard TD in his first three NFL games.

Hunt had a 53-yard rushing touchdown in the win over Philadelphia and a 69-yard rushing TD vs. Los Angeles. Combined with his 78-yard touchdown reception in Week 1, Hunt is the first player in NFL history to record a 50+ yard scrimmage touchdown in each of his first three career games.

NFL Leaders - Rushing Yards

Rk.	Player	Team	Att.	Yards	Avg.	TDs
1.	Le'Veon Bell	PIT	252	981	3.89	5
2.	Kareem Hunt	KC	184	890	4.84	4
3.	Todd Gurley	LAR	204	865	4.24	8
4.	Jordan Howard	CHI	199	847	4.26	5
5.	Mark Ingram	NO	166	837	5.04	8

NFL Leaders - 10+ Yard Carries (Running Backs)

Rk.	Player	Team	10+ Yard Carries
1.	Todd Gurley	LAR	26
2t.	Kareem Hunt	KC	24
	Le'Veon Bell	PIT	24
4.	Melvin Gordon	LAC	23
5.	Jordan Howard	CHI	22

NFL Leaders - Yards Per Carry (100+ Attempts)

Rk.	Player	Team	Att.	Yards/Carry
1.	Mark Ingram	NO	166	5.04
2.	Alex Collins	BAL	129	4.88
3.	Kareem Hunt	KC	184	4.84
4.	L. Blount	PHI	137	4.80
5.	Orleans Darkwa	NYG	112	4.63

NFL Leaders - Scrimmage Yards

Rk.	Player	Team	Att.	Yards	Per Gm.	TDs
1.	Le'Veon Bell	PIT	313	1,377	125.2	5
2.	Todd Gurley	LAR	246	1,344	122.2	11
3.	Kareem Hunt	KC	220	1,234	112.2	6
4.	Antonio Brown	PIT	80	1,195	108.6	8
5.	Alvin Kamara	NO	131	1,094	99.5	9



KELCE JOINS THE 3,000 CLUB - REC. STREAK

With 103 receiving yards in KC's game against Philadelphia (9/17), TE Travis Kelce became just the third tight end in franchise history to cross the 3,000-yard plateau for their career, now owning 3,639 career receiving yards. In the MNF game against Washington (10/2) Kelce's 111 yards moved him past TE Fred Arbanas (3,101) for second-most receiving yards in franchise history by a tight end.

Chiefs Record Book - Most Rec. Yards by a TE, Career

Rk.	Yards	Player	Seasons
1.	10,940	Tony Gonzalez	1997-08
2.	3,639	Travis Kelce	2013-17
3.	3,101	Fred Arbanas	1962-70
4.	2,396	Walter White	1975-79
5.	1,541	Jonathan Hayes	1985-93

TE Travis Kelce has recorded at least one pass reception in 59 consecutive games dating back to Week 1 of the 2014 season (Sept. 7, 2014), which is good enough for the third longest streak in franchise history. His seven receptions in the MNF game against Denver (10/30) moved him past former Chiefs WR Eddie Kennison (55) for third place.

Chiefs Record Book - Consecutive Games with Reception

Rk.	Games	Player	Years
1.	131	Tony Gonzalez	Dec. 4, 2000 – Dec. 28, 2008
2.	83	Stephone Paige	Nov. 17, 1985 – Sept. 29, 1991
3.	59	Travis Kelce	Sept. 7, 2014 – Present
4.	55	Eddie Kennison	Dec. 9, 2001 – Oct. 2, 2005



ALEX SMITH PASSING YARDS

After 12 weeks of regular season play, Chiefs QB Alex Smith ranks second in the NFL in passer rating. He is tied-third in the NFL in TD/INT ratio with 19 touchdowns and four interceptions.

NFL Leaders - Passer Rating

Rk.	Player	Team	Att.	Cmp.	Yds.	Rtg.
1.	Tom Brady	NE	408	279	3,374	111.7
2.	Alex Smith	KC	369	254	2,873	104.5
3.	Drew Brees	NO	373	266	3,029	104.1
4.	Carson Wentz	PHI	354	213	2,657	104.0
5.	Aaron Rodgers	GB	193	128	1,385	103.2

NFL Leaders - TD to INT Ratio

Rk.	Player	Team	TD	INT	Diff.
1t.	Carson Wentz	PHI	28	5	+23
	Tom Brady	NE	26	3	+23
3t.	Alex Smith	KC	19	4	+15
	Matthew Stafford	DET	21	6	+15
	Russell Wilson	SEA	23	8	+15

2017 MISC. NOTES

PUT IT ON THE BOARD

Through 12 weeks of the regular season play the Chiefs rank seventh in the NFL in points scored per game (26.2) and third in the AFC. The club also ranks third in the NFL in fourth quarter points scored (98).

NFL Leaders - Points Per Game (2017)

Rk.	Team	Points Per Game
1.	PHI	31.9
2.	LAR	29.9
3.	NE	29.5
4.	NO	29.3
5.	DET	26.7
6.	HOU	25.7
7.	KC	24.7

NFL Leaders - 4th Quarter Points Scored (2017)

Rk.	Team	4th Quarter Pts
1.	SEA	104
2.	DET	101
3t.	KC	98
	NO	98
5.	PHI	95

NET YARDS PER GAME LEADERS

Through 12 weeks of regular season play the Chiefs rank third in the AFC in scrimmage yards per game.

NFL Leaders - Net Yards (2017)

Rk.	Team	Net Yards Per Game
1.	NE	411.2
2.	PIT	367.0
3.	KC	358.6



SMITH AN ACCURATE PASSER

Through 12 weeks of regular season play, Chiefs QB Alex Smith ranks second in the NFL in completion percentage. He's completed 254 of his 369 pass attempts (69.4). He threw 297 passes without an INT dating back to the final game of the 2016 season. That streak ended on Nov. 5 against Dallas.

NFL Leaders - Completion Percentage (2017)

Rk.	Player	Team	Att.	Comp.	Pct.
1.	Drew Brees	NO	373	266	71.3
2.	Alex Smith	KC	369	254	68.8
3.	Tom Brady	NE	408	279	68.4
4.	Matt Ryan	ATL	361	244	67.6
5.	Josh McCown	NYJ	349	235	67.3

HILL MAKING HISTORY

Chiefs wide receiver and return specialist Tyreek Hill has a knack for finding the end zone when teams kick to him. In 27 games thus far he has returned four kicks for scores. Below is where he ranks in team history.

Chiefs Record Book - Career Kick Returns for TDs

Rk.	Player	PR	KR	Total
1.	Dante Hall	5	6	11
2.	Tamarick Vanover	4	4	8
3t.	Tyreek Hill	3	1	4
	J.T. Smith	4	0	4
5.	Dexter McCluster	3	0	3

ALEX SMITH IMPRESSIVE RATIO

QB Alex Smith was just the third quarterback to ever throw 18+ touchdowns without an interception to begin a season. Smith is also tied for best TD/INT ratio through Week 8 of any NFL season, with the most touchdowns of the qualifying players.

NFL Leaders (All-Time)

Most passing TDs w/o INT to start season

Rk.	Name	Year	Touchdowns
1.	Peyton Manning	2013	20
2.	Nick Foles	2013	19
3.	Alex Smith	2017	18
4.	Milt Plum	1960	16

NFL Leaders (All-Time)

Most TDs with best all-time TD/INT Ratio through Week 8

Rk.	Name	Year	Touchdowns
1.	Alex Smith	2017	16
2.	Tony Eason	1986	9
3t.	Jeff Garcia	2007	7
	Jason Campbell	2008	7

CHIEFS EMBRACING NEW HELMET TECHNOLOGY

The Kansas City Chiefs were among the league-leaders when it came to the number of orders placed for the new Vicis ZERO1 helmet, according to Chiefs' Director of Equipment, Allen Wright.

The helmet consists of technology that's new to the industry.

The "ZERO1" features a soft outer shell and an underlying layer of columns designed to mitigate collisions from multiple directions.

It's the first helmet that's made of a flexible polymer on the outside that deforms upon impact, much like that of a bumper on a car. It reduces the overall impact to the head, and it's being used by many players around the league and the Chiefs, including Alex Smith, Bennie Logan and Mitch Morse, among others.

In collaboration with the NFL and the NFLPA, the 2017 helmet laboratory testing performance results chart, which is posted in locker rooms across the NFL, has the ZERO1 ranked as the best helmet on the market to reduce head impact severity.



HEAD COACH ANDY REID NOTES



REID CAREER HIGHLIGHTS

- Career record of 179-119-1 in the regular season, as well as an 11-12 postseason record. Reid's 190 combined wins rank 10th in NFL history. Reid ranks second among active coaches in regular season and postseason wins. He has defeated all 32 NFL teams as a head coach.
- His 49 regular season wins in his first five seasons with Kansas City are more than any other head coach in franchise history in their initial five seasons. The Chiefs finished 12-4 in 2016, earning the number two seed and a first-round bye in the playoffs.
- Reid guided Kansas City to its first playoff win in 22 years in 2015. The club finished 11-5 after a 1-5 start, the greatest turnaround in a single season.
- The 2013 Chiefs, led by Head Coach Andy Reid, orchestrated the greatest single-season turnaround in franchise history after an 11-5 finish. In 2012, the team finished 2-14, a +9 turnaround in his first season with the club.
- During Reid's 14 seasons in Philadelphia, his teams made the postseason nine times, which ranked third in the NFL behind Indianapolis' 12 and New England's 10.
- Including his time as an assistant coach, Reid's teams have now made 18 playoff appearances, as well as three Super Bowl appearances after playing in a combined eight NFC Championships. Reid's .600 regular season winning percentage ranks 14th all-time among coaches with at least 200 games.
- Has three career Super Bowl appearances and won Super Bowl XXXI as an assistant in Green Bay. Reid owns three NFC titles and 10 division titles in his career dating back to his days as an assistant.
- Mentored Hall of Fame quarterback Brett Favre while with the Packers along with QB Donovan McNabb with the Eagles.

REID VIA THE NFL DRAFT - HIS 1ST ROUND PICKS

Chiefs Head Coach Andy Reid has had 16 first-round selections as a head coach in the NFL. Prior to 2013, Reid's team selected as high as second overall (1999) and as late as 31st overall (2005).

Yr.	No. (Overall)	Selection (School)
1999	2	QB Donovan McNabb (Syracuse)
2000	6	DT Corey Simon (Florida State)
2001	25	WR Freddie Mitchell (UCLA)
2002	26	CB Lito Sheppard (Florida)
2003	15	DE Jerome McDougle (Miami)
2004	16	T Shawn Andrews (Arkansas)
2005	31	DT Mike Patterson (Southern California)
2006	14	DT Brodrick Bunkley (Florida State)
2007	--	No First-Round Selection
2008	--	No First-Round Selection
2009	19	WR Jeremy Maclin (Missouri)
2010	13	DE Brandon Graham (Michigan)
2011	21	G Danny Watkins (Baylor)
2012	12	DT Fletcher Cox (Mississippi State)
2013 (KC)	1	T Eric Fisher (Central Michigan)
2014	23	LB Dee Ford (Auburn)
2015	18	CB Marcus Peters (Washington)
2016	--	No First-Round Selection
2017	10	QB Patrick Mahomes (Texas Tech)

REID'S COACHING TREE

Throughout his time in the NFL, Andy Reid has constructed quality coaching staffs to assist him. A number of those assistants have since gone on to coordinator or head coaching responsibilities for other NFL franchises. Below is a list of notable coaches who have come from Andy Reid's Philadelphia or Kansas City staffs.

Coach	Team	Years	Position
John Harbaugh	BAL	2008-present	Head Coach
Ron Rivera	CAR	2011-present	Head Coach
Leslie Frazier	BAL	2016-present	DB Coach/Form. MIN HC
Steve Spagnuolo	NYG	2015-present	DC/Form. STL HC
Pat Shurmur	MIN	2016-present	TE Coach/Form. CLE HC
Brad Childress	KC	2013-present	Asst. HC/Form. MIN HC
Todd Bowles	NYJ	2015-present	Head Coach
Doug Pederson	PHI	2016-present	Head Coach
Sean McDermott	BUF	Hired in 2017	Head Coach



ANDY REID'S COACHING RECORD

Year	Reg. Season	Pct.	Postseason	Overall	Result
1999	5-11	.313	0-0	5-11	5th in NFC East
2000	11-5	.688	1-1	12-6	2nd in NFC East; reached divisional playoffs
2001	11-5	.688	2-1	13-6	1st in NFC East; reached NFC Championship Game
2002	12-4	.750	1-1	13-5	1st in NFC East; reached NFC Championship Game
2003	12-4	.750	1-1	13-5	1st in NFC East; reached NFC Championship Game
2004	13-3	.813	2-1	15-4	1st in NFC East; reached Super Bowl XXXIX
2005	6-10	.375	0-0	6-10	4th in NFC East
2006	10-6	.625	1-1	11-7	1st in NFC East; reached divisional playoffs
2007	8-8	.500	0-0	8-8	4th in NFC East
2008	9-6-1	.594	2-1	11-7-1	2nd in NFC East; reached NFC Championship Game
2009	11-5	.688	0-1	11-6	2nd in NFC East; reached wild card round
2010	10-6	.625	0-1	10-7	1st in NFC East; reached wild card round
2011	8-8	.500	0-0	8-8	2nd in NFC East
2012	4-12	.250	0-0	4-12	4th in NFC East
2013	11-5	.688	0-1	11-6	2nd in AFC West; reached wild card round
2014	9-7	.563	0-0	9-7	2nd in AFC West
2015	11-5	.688	1-1	12-6	2nd in AFC West, reached divisional playoffs
2016	12-4	.750	0-1	12-5	1st in AFC West, reached divisional playoffs
2017	6-5	.545	0-0	6-5	TBD
TOTALS	179-119-1	.600	11-12	190-131-1	12 Playoff Berths, 7 Div. Titles, 1 NFC Title

REID AS A HEAD COACH VS. THE NFL

Below is Chiefs Head Coach Andy Reid's record against the NFL as a head coach. He is 179-118-1 in the regular season, as well as 11-12 in the post-season. Reid has 190 total career wins as a head coach.

Opponent	Reg. Season	Postseason	Total
vs. Denver Broncos	4-6	0-0	4-6
vs. Kansas City Chiefs	3-0	0-0	3-0
vs. Oakland Raiders	8-4	0-0	8-4
vs. Los Angeles Chargers	9-3	0-0	9-3
vs. AFC West	24-13	0-0	24-13
vs. Baltimore Ravens	3-1	0-0	3-1
vs. Cincinnati Bengals	1-3-1	0-0	1-3-1
vs. Cleveland Browns	6-0	0-0	6-0
vs. Pittsburgh Steelers	3-5	0-1	3-6
vs. AFC North	13-9-1	0-1	13-10-1
vs. Houston Texans	6-1	1-0	7-1
vs. Indianapolis Colts	2-4	0-1	2-5
vs. Jacksonville Jaguars	3-2	0-0	3-2
vs. Tennessee Titans	1-6	0-0	1-6
vs. AFC South	12-13	1-1	13-14
vs. Buffalo Bills	5-3	0-0	5-3
vs. Miami Dolphins	4-1	0-0	4-1
vs. New England Patriots	3-3	0-2	3-5
vs. New York Jets	5-0	0-0	5-0
vs. AFC East	17-7	0-2	17-9
vs. Dallas Cowboys	18-12	0-1	18-13
vs. New York Giants	16-14	2-1	18-15
vs. Washington Redskins	19-11	0-0	19-11
vs. Philadelphia Eagles	2-0	0-0	2-0
vs. NFC East	55-37	2-2	57-39
vs. Arizona Cardinals	5-7	0-1	5-8
vs. San Francisco 49ers	6-4	0-0	6-4
vs. Seattle Seahawks	4-3	0-0	4-3
vs. Los Angeles Rams	6-2	0-1	6-3
vs. NFC West	21-16	0-2	21-18
vs. Atlanta Falcons	7-3	2-0	9-3
vs. Carolina Panthers	5-2	0-1	5-3
vs. Tampa Bay Buccaneers	4-4	2-1	6-5
vs. New Orleans Saints	4-3	0-1	4-4
vs. NFC South	20-12	4-3	24-15
vs. Chicago Bears	5-5	1-0	6-5
vs. Detroit Lions	4-1	0-0	4-1
vs. Green Bay Packers	4-4	1-1	5-5
vs. Minnesota Vikings	3-2	2-0	5-2
vs. NFC North	16-12	4-1	20-13

MOST OVERALL WINS; ACTIVE NFL HEAD COACHES

Andy Reid is one of seven active NFL head coaches with over 100 victories. He has 190 overall wins and is one of three active coaches with 10 or more postseason victories.

Rk.	Coach	Reg.	Post	Total
1.	Bill Belichick, NE/CLE	245	26	272
2.	Andy Reid, KC/PHI	179	11	190
3.	John Fox, CHI/DEN/CAR	131	8	139
4.	Mike McCarthy, GB	119	10	129
5.	Marvin Lewis, CIN	123	0	123
6.	Pete Carroll, SEA	110	10	120
7.	Mike Tomlin, PIT	112	8	120

Reid defeated the Tennessee Titans in 2013, giving him wins against all 32 NFL teams. He became only the sixth head coach in NFL history to accomplish that feat. Below is a look at all the coaches who have done it.

Bill Belichick (NE)	Bill Parcells (Retired)
Tony Dungy (Retired)	Andy Reid (KC)
Mike Shanahan (No Current Team)	John Fox (CHI)

MOST NFL WINS AS HEAD COACH

Rk.	Head Coach	Win Total
1.	Don Shula	347
2.	George Halas	324
3.	Bill Belichick	272
4.	Tom Landry	270
5.	Curly Lambeau	229
6.	Chuck Noll	209
7.	Marty Schottenheimer	205
8.	Dan Reeves	201
9.	Chuck Knox	193
10.	Andy Reid	190
11.	Bill Parcells	183
12.	Tom Coughlin	182
13t.	Jeff Fisher	178
	Mike Shanahan	178
15.	Mike Holmgren	174
16.	Joe Gibbs	171
17.	Paul Brown	170
18.	Bud Grant	168
19.	Bill Cowher	161
20.	Steve Owen	153
21.	Marv Levy	154
22.	Tony Dungy	148
23.	John Fox	139
24.	Hank Stram	136
25.	Weeb Ewbank	134

- Playoffs Included

* Bold Denotes Active NFL Coaches



REID'S HEAD COACHING CAREER WHEN...

- Scoring on opening drive: 79-24
- Scoring first: 113-36
- Leading at half: 143-29
- Leading after three quarters: 141-28
- Winning time of possession: 112-34-1
- Winning turnover battle: 109-24
- Out-rushing opponent: 109-46-1
- Out-passing opponent: 105-48-1
- Out-gaining opponent: 120-42-1
- 40%+ 3rd down conversions: 90-35
- 50%+ 3rd down conversions: 52-12
- Not throwing an INT: 97-40
- Having a 300-yard passer: 34-17-1
- Having a 100+ yard rusher: 53-18
- Having a 100+ yard receiver: 61-25
- Having two 100+ yard receivers: 8-1
- Having no turnovers: 52-19
- Scoring 20+ points: 147-42
- Scoring 30+ points: 75-6
- Rushing for 150+ yards: 56-15
- Having 20+ first downs: 100-43
- Not allowing a sack: 18-9
- Allowing two or fewer sacks: 109-54-1
- Recording 2+ INTs: 69-16
- Recording 3+ turnovers: 70-12
- Opp. less than 40% on 3rd down: 134-50-1
- Opp. less than 30% on 3rd down: 87-17-1
- Scoring a defensive TD: 44-9
- Recording 3+ sacks: 102-29-1
- Recording 5+ sacks: 41-5-1
- Allowing 17 or fewer points: 123-24-1
- Not allowing a 100-yard rusher: 144-84-1
- Not allowing a 100-yard receiver: 122-81
- Not allowing a 300-yard passer: 159-91-1
- Not allowing a rushing TD: 122-43-1
- Not allowing a passing TD: 55-18
- Not allowing an offensive TD: 32-3
- Having a KR or PR TD: 16-5

CHIEFS GENERAL MANAGER BRETT VEACH



QUICK FACTS ON CHIEFS GM BRETT VEACH

- Brett Veach was named the seventh general manager in Kansas City Chiefs history on July 10, 2017. Veach is in his first season as an NFL general manager and his 11th year in the National Football League.
- Prior to being elevated, he previously served as the Chiefs Co-Director of Player Personnel.
- Veach reports directly to Chiefs Chairman & CEO Clark Hunt, who had this to say upon hiring him; "Brett has a sharp football mind, a tremendous work ethic and a keen eye for finding talent. Over the last four seasons he's played a critical role in building our football team."
- He is in his fifth season with the Chiefs after originally joining the club in 2013. He was promoted to Co-Director of Player Personnel prior to the 2015 season after serving two seasons as the club's Pro and College Personnel Analyst (2013-14).
- The Mount Carmel, Pennsylvania, native, served as a Southeast Regional Scout for the Philadelphia Eagles (2011-12) after originally joining Philadelphia's Player Personnel Department as a Pro and College Scout in 2010.
- Prior to entering the scouting department, Veach was the Assistant to Head Coach Andy Reid for three seasons in Philadelphia (2007-09).
- Before joining the Eagles, Veach was the Supervisor of Intercollegiate Athletic Events at his alma mater, the University of Delaware (2005-06). He was a four-year letterman as a wide receiver for the Blue Hens, catching 99 passes for 1,470 yards (14.8 avg.). He left Delaware as the school's all-time leader in kickoff return yards with 1,558 yards.
- He was a standout running back for Mount Carmel High School.
- Wife - Alison; Children - twin sons, Elijah and Wylan, and a daughter, Ella.

VEACH IN THE NFL DRAFT AS PERSONNEL MAN

Since entering the NFL, Chiefs GM Brett Veach has been a part of personnel staffs that have drafted the below first-round picks.

Yr.	No. (Overall)	Selection (School)
2007 (PHI)	--	No First-Round Selection
2008	--	No First-Round Selection
2009	19	WR Jeremy Maclin (Missouri)
2010	13	DE Brandon Graham (Michigan)
2011	21	G Danny Watkins (Baylor)
2012	12	DT Fletcher Cox (Mississippi State)
2013 (KC)	1	T Eric Fisher (Central Michigan)
2014	23	LB Dee Ford (Auburn)
2015	18	CB Marcus Peters (Washington)
2016	--	No First-Round Selection
2017	10	QB Patrick Mahomes (Texas Tech)

VEACH & NAGY GO WAY BACK

Chiefs GM Brett Veach and Offensive Coordinator Matt Nagy have a special relationship that dates back to high school. Veach attended high school in Mount Carmel, Pennsylvania, and Nagy attended Manheim Central High School just 62 miles away. They knew of each other then, but their relationship grew as both attended the University of Delaware to play football. Nagy was Veach's college quarterback. Following their college careers, different paths eventually led them back together, as both worked underneath Coach Reid for the Philadelphia Eagles. In 2013, both Nagy and Veach joined the Kansas City Chiefs alongside Reid and have climbed the ranks with the club.



VEACH'S NFL RECORD

Year	Reg. Season	Pct.	Playoffs	Overall	Result
2007	8-8	.500	0-0	8-8	4th in NFC East
2008	9-6-1	.594	2-1	11-7-1	2nd in NFC East; reached NFC Championship Game
2009	11-5	.688	0-1	11-6	2nd in NFC East; reached Wild Card Playoffs
2010	10-6	.625	0-1	10-7	1st in NFC East; reached Wild Card Playoffs
2011	8-8	.500	0-0	8-8	2nd in NFC East
2012	4-12	.250	0-0	4-12	4th in NFC East
2013	11-5	.688	0-1	11-6	2nd in AFC West; Reached Wild Card Playoffs
2014	9-7	.563	0-0	9-7	2nd in AFC West
2015	11-5	.688	1-1	12-6	2nd in AFC West; Reached Divisional Playoffs
2016	12-4	.750	0-1	12-5	1st in AFC West; Reached Divisional Playoffs
2017	6-5	.545	0-0	6-5	TBD
TOTALS	99-71-1	.582	3-6	102-77-1	6 Playoff Appearances, 2 Div. Titles

2017 OFFENSIVE NOTES

HILL FINDING THE ENDZONE

Chiefs WR Tyreek Hill ranks second among all NFL receivers in overall touchdowns after Week 10 of the 2016 season. The WR accounted for three rushing, two receiving and three return scores in the second half of his rookie campaign.

NFL Leaders (2016-17)

Overall Touchdowns by a WR since Week 10 of 2016

Rk.	Name	Touchdowns
1.	Antonio Brown	14
2t.	Tyreek Hill	13
	Jordy Nelson	13
	Davante Adams	13
5.	Kenny Stills	11



HILL'S 2016 SEASON

Rookie WR Tyreek Hill had six receiving touchdowns in 16 games ranking him tied for first in franchise history for most receiving touchdowns by a rookie. Below is a look at the Chiefs rookie record book for receiving TDs.

Rk.	Player	TD	Season
1t.	Tyreek Hill	6	2016
	Fred Arbanas	6	1962
	Stephone Paige	6	1983
4t.	Chris Burford	5	1960
	Otis Taylor	5	1965
	Bill Jones	5	1990
	Tim Barnett	5	1991
	Dwayne Bowe	5	2007

Hill found a knack for returning punts early in his career. Through 16 games, the newcomer led the NFL in punt return yards with 592 total yards.

Rk.	Player	Team	Ret.	Yards	Avg.
1.	Tyreek Hill	KC	39	592	15.2
2.	Tavon Austin	LA	44	364	8.3
3.	Jamison Crowder	WAS	27	328	12.1
4.	Jalen Richard	OAK	34	306	9.0
5.	Brandon Tate	BUF	26	301	11.6

• According to ESPN Stats & Info, Hill became the first player with a rushing TD, receiving TD and kick return TD in a single game since Gale Sayers (1965 Bears against Vikings) with his performance against the Denver Broncos on Nov. 27, 2016.

• According to the National Football League, during Hill's kickoff return touchdown vs. Denver on Nov. 27, Hill reached a maximum speed of 22.77 miles per hour on his TD run, the fastest by a ball carrier in the NFL last season. Hill was clocked at 23.24 MPH in a kickoff return against Houston on Sept. 18, 2016, but the play was nullified by penalty.

MITCHELL SCHWARTZ ON A STREAK

Chiefs T Mitchell Schwartz ranks second among offensive tackles with 91 consecutive games started in his career. He has not missed a snap since entering the league.

NFL Leaders, Consecutive Games Started, Offensive Tackles

Rk.	Games	Player	Team
1.	167	Donald Penn	TB/OAK
2.	91	Mitchell Schwartz	CLE/KC

PROTECTING THE FOOTBALL UNDER REID

Dating back to Chiefs Head Coach Andy Reid's arrival in 2013, the Kansas City offense has remained among the NFL's top-five teams when it comes to protecting the football. The Chiefs have just 75 turnovers in that span, trailing only New England (65).

Rk.	Team	G	TOs
1.	NE	75	65
2	KC	75	75
3	SEA	75	79
4.	GB	75	86
5.	BUF	75	94

RACKING UP THE POINTS

Since Andy Reid was named Head Coach in 2013, the Chiefs have had at least four games each season where they've scored 30 or more points. Last year, KC had five games of 30 or more points. Through seven games in 2017, KC has already scored over 30 three times.

Most 30-Point Games, Season

Rk.	Games	Seasons
1.	8	1966, 2002, 2004
2.	7	1999, 2003
3.	6	1960, 1967, 2010
4.	5	1962, 1965, 1968, 1983, 1994, 2005, 2006, 2015, 2016
5.	4	1961, 1963, 1969, 1980, 1984, 1985, 1990, 1997, 1998, 2013, 2014

KELCE DOWN THE STRETCH

Chiefs TE Travis Kelce ranks first among all tight ends in receiving yards since Week One of the 2016 season and tenth among all players. Kelce's stretch is highlighted by 1,125 yards on 85 receptions in 2016.

NFL Leaders (2016)

Receiving Yards Since Week One

Rk.	Pos.	Name	Rec.	Yards	Avg.
1.	TE	Travis Kelce	147	1,902	12.9
2.	TE	Zach Ertz	133	1,455	10.9
3.	TE	Delanie Walker	118	1,413	12.0
4.	TE	Jimmy Graham	114	1,370	12.0
5.	TE	Kyle Rudolph	129	1,269	9.8

ANTHONY SHERMAN ON A STREAK

Chiefs FB Anthony Sherman has been one of the most consistent players in the NFL. Sherman ranks first among fullbacks in the NFL for consecutive games played.

NFL Leaders, Consecutive Games Played, Fullbacks

Rk.	Games	Player	Team
1.	75	Anthony Sherman	Chiefs
2.	73	Patrick DiMarco	Bills

OFFENSIVE NOTES & RECORD WATCH

GLOBAL TIES

The 2017 Chiefs roster has several global ties, including six internationally born players.

- **LB Tamba Hali** hails from Monrovia, Liberia. He moved to Teaneck, N.J., at the age of 10. Similarly, rookie **WR Jehu Chesson** also was born in Monrovia, Liberia, and moved to St. Louis at the age of five.

- **OL Laurent Duvernay-Tardif** is from Hillaire, Quebec, where he attended McGill University and became just the second player out of McGill to be drafted into the NFL.

- **DL Rakeem Nunez-Roches** was drafted by the Chiefs in the sixth round (217th overall) of the 2015 NFL Draft. Nunez-Roches was born in Dangriga, Belize, and moved to the U.S. at the age of eight.

- **WR Chris Conley**, was born in Adana, Turkey, while his father was stationed there with the Air Force.

- **LB Dadi Nicolas** was born in Port-au-Prince, Haiti, and moved to Delray Beach, Florida, when he was five years old.

- Despite not being born internationally, **DL Tanoh Kpassagnon** spent his summers visiting his father, an economist from the Ivory Coast.

- After **S Daniel Sorensen's** freshman season at BYU in 2008, he missed the next two football seasons while he was serving in the Costa Rica San Jose Mission in 2010-11.



ROAD WIN STREAK

The Chiefs won their ninth-consecutive road victory in Houston, a streak that dated back to Week 6 of the 2016 season (at Oakland, Oct. 16, 2016). The club's nine-game road winning streak tied for the longest such streak in franchise history, matching a nine-game streak that was set in the 1966-67 seasons.

Chiefs Record Book - Most Consecutive Road Wins

Rk.	Streak	Seasons
1t.	9	1966-67
	9	2016-17
3.	6	1967-68
4t.	5	1968-69
		1971-72

CHIEFS RECORD BOOK

CHIEFS RECORD BOOK LOWEST PERCENTAGE, PASSES HAD INTERCEPTED, SEASON

1.	0.41	Damon Huard (244-1)	2006
2.	0.90	Steve DeBerg (444-4)	1990
3.	1.08	Alex Smith (369-4)	2017
4.	1.29	Alex Smith (464-6)	2014
5.	1.37	Alex Smith (508-7)	2013
6.	1.49	Alex Smith (470-7)	2015

CHIEFS RECORD BOOK MOST PUNTS INSIDE THE 20, CAREER

1.	415	Dustin Colquitt	2005-17
2.	117	Louie Aguiar	1994-98
3.	62	Bryan Barker	1990-93
4.	58	Jim Arnold	1983-85
5.	54	Kelly Goodburn	1987-90

CHIEFS RECORD BOOK MOST SACKS, CAREER

1.	126.5	Derrick Thomas	1989-99
2.	89.5	Tamba Hali	2006-17
3.	85.5	Neil Smith	1988-96
4.	73.0	Art Still	1978-87
5.	68.5	Justin Houston	2011-17

CHIEFS RECORD BOOK MOST SACKS, DEFENSIVE BACK, CAREER

1.	7.0	Ron Parker	2013-17
2.	6.5	Reggie Tongue	1996-99
3t.	6.0	James Hasty	1995-00
		Greg Wesley	2000-07
5.	5.5	Eric Berry	2010-17

CHIEFS RECORD BOOK MOST INTERCEPTION RETURN TOUCHDOWNS, CAREER

1.	6	Bobby Bell	1963-74
2t.	5	Jim Kearney	1967-75
		Emmitt Thomas	1966-78
		Eric Berry	2010-17
5t.	4	Derrick Johnson	2005-17
4		Lloyd Burruss	1981-91
7t.		Eight Tied	

CHIEFS RECORD BOOK HIGHEST PASSER RATING, CAREER (MIN 1,000 ATTEMPTS)

1.	94.2	Alex Smith	2013-17
2.	87.3	Trent Green	2001-06
3.	83.2	Len Dawson	1962-75
4.	81.8	Steve DeBerg	1988-91
5.	80.6	Elvis Grbac	1997-2000

CHIEFS RECORD BOOK MOST 100-YARD RUSHING GAMES, ROOKIE, SEASON

1.	5	Joe Delaney	1981
2.	4	Kareem Hunt	2017
3.	3	Curtis McClinton	1962
4t.	2	Mike Garrett	1966
		Robert Holmes	1968
		Abner Haynes	1960

CHIEFS QUARTERBACK ALEX SMITH



SMITH HAS HISTORY OF PROTECTING FOOTBALL

Since 2010, Chiefs QB Alex Smith has thrown the second fewest interceptions in the NFL among active starting quarterbacks with at least 2,000 regular-season pass attempts, trailing Derek Carr (39).

Player	INTs Since 2010
1. Derek Carr.....	39
2. Alex Smith.....	52
3. Russell Wilson.....	53
4. Aaron Rodgers.....	54
5. Tom Brady.....	56

SMITH WITH 100+ RATING

Chiefs quarterback Alex Smith has had 38 career games as a starter where he has recorded over a 100.0 rating. Smith is 35-3 in those contests. In Week 15, 2013 vs. the Raiders, Smith posted a perfect passer rating with five TD passes and no interceptions on 20 attempts and 17 completions.

Date	Opp.	Att.	Comp.	Rtg.
12/15/13	@OAK	20	17	158.3
10/7/12	BUF	24	18	156.3
9/7/17	@NE	35	28	148.6
9/29/14	NE	26	20	144.4
12/4/11	STL	23	17	142.3
9/21/14	MIA	25	19	136.0
12/12/10	SEA	27	17	130.9
10/8/17	@HOU	37	29	130.2
9/24/17	LAC	21	16	128.1
10/19/17	@OAK	36	25	127.3
10/23/16	NO	24	17	126.0
9/9/12	@GB	26	20	125.6
12/4/16	@ATL	25	21	125.0
12/6/15	@OAK	22	16	123.7
12/8/13	@WAS	20	14	122.3
9/13/15	@HOU	33	22	118.6
12/14/14	OAK	30	18	115.6
9/17/17	PHI	28	21	113.8
1/1/17	SD	28	21	112.8
11/5/17	@DAL	34	25	102.9
11/29/15	BUF	30	19	112.5
10/2/11	@PHI	33	21	112.1
11/6/11	@WAS	24	17	109.7
10/16/16	@OAK	22	19	109.1
11/22/15	@SD	25	20	108.8
11/01/15	DET	26	18	108.7
12/20/15	@BAL	25	21	108.5
1/2/11	ARI	29	15	107.8
9/16/12	DET	31	20	107.7
11/1/14	NYJ	31	21	106.8
11/24/13	SD	38	26	106.7
11/19/06	SEA	25	19	105.9
9/25/16	NYJ	33	25	105.2
10/3/17	WAS	37	27	104.9
10/19/14	@SD	28	19	103.4
9/17/06	STL	22	11	103.0
12/14/06	@SEA	25	14	102.4
10/27/13	CLE	36	24	102.2

SMITH VS. THE NFL

Opponent	Reg. Season	Postseason	Total
vs. Denver Broncos	5-5	0-0	5-5
vs. Kansas City Chiefs	0-2	0-0	0-2
vs. Oakland Raiders	9-2	0-0	9-2
vs. Los Angeles Chargers	6-3	0-0	6-3
vs. AFC West	20-12	0-0	20-12
vs. Baltimore Ravens	1-1	0-0	1-1
vs. Cincinnati Bengals	1-1	0-0	1-1
vs. Cleveland Browns	3-0	0-0	3-0
vs. Pittsburgh Steelers	2-4	0-1	2-5
vs. AFC North	7-6	0-0	7-7
vs. Houston Texans	4-2	1-0	5-2
vs. Indianapolis Colts	1-3	0-1	1-4
vs. Jacksonville Jaguars	2-1	0-0	2-1
vs. Tennessee Titans	1-3	0-0	1-3
vs. AFC South	8-9	1-1	9-10
vs. Buffalo Bills	4-1	0-0	4-1
vs. Miami Dolphins	1-0	0-0	1-0
vs. New England Patriots	2-0	0-1	1-1
vs. New York Jets	3-0	0-0	3-0
vs. AFC East	10-1	0-1	10-2
vs. AFC	45-28	1-4	45-31
vs. Dallas Cowboys	1-2	0-0	1-2
vs. New York Giants	2-2	0-1	2-3
vs. Philadelphia Eagles	3-4	0-0	3-4
vs. Washington Redskins	3-1	0-0	3-1
vs. NFC East	9-9	0-1	9-10
vs. Arizona Cardinals	6-6	0-0	6-6
vs. Seattle Seahawks	7-5	0-0	7-5
vs. San Francisco 49ers	0-1	0-0	0-1
vs. Los Angeles Rams	7-2-1	0-0	7-2-1
vs. NFC West	20-14-1	0-0	20-14-1
vs. Atlanta Falcons	1-2	0-0	1-2
vs. Carolina Panthers	1-1	0-0	1-1
vs. Tampa Bay Buccaneers	1-1	0-0	1-1
vs. New Orleans Saints	1-3	1-0	2-3
vs. NFC South	4-7	1-0	5-7
vs. Chicago Bears	1-2	0-0	1-2
vs. Detroit Lions	5-0	0-0	5-0
vs. Green Bay Packers	1-3	0-0	1-3
vs. Minnesota Vikings	1-2	0-0	1-2
vs. NFC North	8-7	0-0	7-7
vs. NFC	41-37-1	1-1	42-38-1

CHIEFS QB ALEX SMITH'S CAREER WHEN...

Throwing one or more TD passes: 64-39-1	Throwing for 300 or more yards: 4-5	Throwing one or more INTs: 21-44
Throwing two or more TD passes: 38-16	Rushing for a TD: 12-2	Throwing two or more INTs: 3-19
Throwing three or more TD passes: 12-5	Attempting 20 or more passes: 78-59	Throwing three or more INTs: 0-8
Throwing four or more TD passes: 2-0	Attempting 30 or more passes: 37-40	Sacked one or more times: 72-58-1
Not throwing an INT: 65-22-1	Attempting 40 or more passes: 4-15	Sacked two or more times: 54-49-1
With a passer rating of 95.0 or more: 49-9-1	Rushing for 30 or more yards: 16-10	Sacked three or more times: 33-35
With a passer rating of 105.0 or more: 34-3-1	Completing 15 or more passes: 68-50	Sacked four or more times: 17-25
Throwing for 150 or more yards: 67-50	Completing 20 or more passes: 33-30	Losing one or more fumbles: 11-15
Throwing for 200 or more yards: 47-32	Completing 25 or more passes: 9-15	Losing two or more fumbles: 0-3
Throwing for 250 or more yards: 21-18	Completing 30 or more passes: 1-3	With a passer rating of 90.0 or lower: 32-51

SMITH'S YEARS WITH CHIEFS

Smith ranks second in franchise history for most games started in the first five years of being with the team with 72 starts, only trailing Trent Green (80).

CHIEFS RECORD BOOK

MOST REGULAR SEASON STARTS, QB, FIRST FIVE YEARS

1.	80	Trent Green	2001-05
2.	72	Alex Smith	2013-17
3.	67	Len Dawson	1962-66
4.	53	Bill Kenney	1981-85

Smith has won 47-of-72 games (65.3%) in his first five seasons with the club, marking the best winning percentage by any Chiefs quarterback with a minimum of 20 starts in his first five years with the club.

CHIEFS RECORD BOOK

HIGHEST REGULAR SEASON WINNING PCT. QB, FIRST FIVE YEARS WITH TEAM (MIN. 20 STARTS)

1.	65.3	Alex Smith	2013-17
2.	61.8	Len Dawson	1962-66
3.	55.0	Trent Green	2001-05
4.	45.9	Bill Kenney	1981-85



CHIEFS PASSER RATINGS

Of Chiefs quarterbacks to start at least 16 games in their Kansas City careers, Alex Smith possesses the highest quarterback rating with a 94.2 mark. Smith has started 72 regular-season games in his Chiefs career and has thrown 95 touchdowns and only 32 interceptions.

Player	Year	Rating
Alex Smith	2013-17	94.2
Trent Green	2001-06	87.3
Joe Montana	1993-94	85.0
Damon Huard	2006-08	83.3
Len Dawson	1962-75	83.2
Steve DeBerg	1988-91	81.8
Rich Gannon	1995-98	81.7
Elvis Grbac	1997-00	80.6
Dave Krieg	1992-93	80.4
Matt Cassel	2009-12	77.5
Bill Kenney	1980-88	77.0
Steve Bono	1994-96	74.3
Steve Fuller	1979-82	69.4
Mike Livingston	1968-79	63.3
Todd Blackledge	1983-87	62.0
Cotton Davidson	1960-61	61.9

ALEX SMITH OVER FIVE YEARS

Alex Smith's 47 wins marks him first all-time on the Chiefs franchise list for most wins in a starting quarterback's first five seasons.

Rk.	Player	Years	Wins
1.	Alex Smith	2013-17	47
2.	Trent Green	2001-05	44
3.	Len Dawson	1962-66	40
4.	Bill Kenney	1981-85	28

ALEX SMITH COMPLETION PERCENTAGE

Through 72 regular-season games with the Chiefs, Alex Smith is the most accurate passer in Chiefs history. His 65.2 completion percentage is top among all passers with at least 700 attempts.

Rk.	Player	G	Comp.	Att.	Pct.
1.	Alex Smith	72	1,500	2,300	65.2
2.	Trent Green	88	1,720	2,777	61.9
3.	Joe Montana	25	480	791	60.7
4.	Elvis Grbac	49	897	1,548	57.9
5.	Steve DeBerg	57	934	1,616	57.8

SMART DECISION MAKER

Smith's four interceptions on 369 pass attempts gives him a 1.08 interception percentage this season, ranking as the third-best single-season mark in franchise history thus far.

CHIEFS RECORD BOOK, LOWEST INT. PERCENTAGE, SEASON

1.	0.41	Damon Huard (244-1)	2006
2.	0.90	Steve DeBerg (444-4)	1990
3.	1.08	Alex Smith (369-4)	2017
4.	1.29	Alex Smith (464-6)	2014
5.	1.37	Alex Smith (508-7)	2013
6.	1.49	Alex Smith (470-7)	2015

Smith's 1.39 Int. % from 2013-17 ranks third in the NFL for passers with over 1,000 regular-season attempts in that span.

NFL LEADERS, INT PERCENTAGE 2013-17

Rk.	Player	Team	Att.	INT	INT Pct
1.	Tom Brady	Patriots	2,674	32	1.20
2.	Aaron Rodgers	Packers	2,185	29	1.33
3.	Alex Smith	Chiefs	2,300	32	1.39
4.	Tyrod Taylor	Bills	1,129	16	1.42

THROUGH THE AIR

Smith's 328 completions in 2016 marked a single-season career-high, passing his old mark of 308 set in the 2013 season. The team record for most completions in a single season is 369, set by Trent Green in 2004.

ALEX SMITH, MOST COMPLETIONS, SINGLE SEASON

1.	328	2016
2.	308	2013
3.	307	2015
4.	303	2014
5.	273	2011

SMITH'S BIG GAMES

In the Chiefs 26-10 victory over the Oakland Raiders in Week 6 of 2016, Alex Smith went 19-of-22 for 224 yards. His 86.4 completion percentage was the highest for a single game in team history (minimum 20 attempts), and it breaks his previous mark set in 2014 versus the St. Louis Rams.

Rk.	Player	Date	Opponent	Comp.	Att.	Pct.
1.	Alex Smith	10/16/16	Raiders	19	22	86.4
2.	Alex Smith	10/26/14	Rams	26	29	86.2
3.	Alex Smith	12/15/13	Raiders	17	20	85.0
4t.	Alex Smith	12/04/16	Falcons	21	25	84.0
	Alex Smith	12/20/15	Ravens	21	25	84.0

BY THE NUMBERS - ALEX SMITH VS. THE NFL

Chiefs quarterback Alex Smith is in his 13th NFL season. Statistically, his best games have come against AFC East and NFC West opponents. History shows he has played particularly well against the Oakland Raiders, recording a 108.5 rating in 11 games against the club with 22 touchdowns and only four interceptions. Below is a breakdown of how Smith has fared against his opponents.

AFC West								
Team	G	Att.	Comp.	Yds.	TD	Int.	Pct.	Rtg.
Broncos	10	351	203	2186	11	6	57.8	79.6
Chargers	9	271	190	2120	13	6	70.1	99.9
Chiefs	2	67	36	324	1	3	53.7	53.3
Raiders	11	299	191	2455	22	4	63.9	108.5
Total	32	988	620	7085	47	19	62.8	92.1

AFC East								
Team	G	Att.	Comp.	Yds.	TD	Int.	Pct.	Rtg.
Bills	5	148	96	1058	6	1	64.9	96.6
Dolphins	1	25	19	186	3	0	76.0	136.0
Jets	3	85	58	579	3	0	68.2	99.1
Patriots	2	61	48	616	7	0	78.7	147.0
Total	11	329	221	2438	19	1	67.2	107.1

AFC North								
Team	G	Att.	Comp.	Yds.	TD	Int.	Pct.	Rtg.
Bengals	2	75	51	587	0	0	68.0	91.4
Browns	3	82	54	527	5	1	65.9	99.0
Ravens	2	49	36	311	1	1	73.5	88.1
Steelers	6	227	136	1,491	6	2	59.9	84.3
Total	13	433	277	2916	12	4	64.0	89.1

AFC South								
Team	G	Att.	Comp.	Yds.	TD	Int.	Pct.	Rtg.
Colts	4	102	53	552	2	6	51.9	50.1
Jaguars	3	99	56	528	4	1	56.6	80.7
Texans	6	192	125	1358	10	3	65.1	96.7
Titans	4	147	83	896	3	8	56.5	58.8
Total	17	540	317	3334	19	18	58.7	74.6

AFC Total								
	G	Att.	Comp.	Yds.	TD	Int.	Pct.	Rtg.
Total	73	2,280	1,435	15,774	97	42	62.9	89.9

NFC East								
Team	G	Att.	Comp.	Yds.	TD	Int.	Pct.	Rtg.
Cowboys	3	94	62	665	6	2	66.0	98.9
Eagles	7	219	136	1594	8	5	62.1	86.8
Giants	4	141	89	960	4	8	63.1	68.9
Redskins	4	97	66	722	4	1	68.0	99.2
Total	18	550	353	3941	22	16	64.2	86.6

NFC North								
Team	G	Att.	Comp.	Yds.	TD	Int.	Pct.	Rtg.
Bears	3	78	46	434	2	3	59.0	66.9
Lions	5	140	89	862	6	1	63.6	92.0
Packers	4	128	72	929	7	4	56.3	84.4
Vikings	3	93	59	591	2	2	63.5	79.6
Total	15	439	266	2816	17	10	60.5	82.7

NFC South								
Team	G	Att.	Comp.	Yds.	TD	Int.	Pct.	Rtg.
Buccaneers	2	50	35	431	4	1	70.0	114.7
Falcons	3	95	59	607	2	5	62.1	65.4
Panthers	2	57	34	307	1	1	59.6	72.7
Saints	4	127	76	850	5	5	59.8	76.6
Total	11	329	204	2195	12	12	62.0	78.6

NFC West								
Team	G	Att.	Comp.	Yds.	TD	Int.	Pct.	Rtg.
49ers	1	31	17	175	2	1	54.8	79.4
Cardinals	12	332	195	2216	11	8	58.7	79.8
Rams	10	212	142	1765	7	2	66.9	99.6
Seahawks	12	303	178	1857	9	4	58.7	80.9
Total	35	878	532	5993	28	15	60.6	84.5

NFC Total								
	G	Att.	Comp.	Yds.	TD	Int.	Pct.	Rtg.
Total	79	2,197	1,355	14,945	79	53	61.7	83.8

PETERS TAKES IT AWAY

Chiefs CB Marcus Peters ranks first in the NFL in interceptions through the 2015-17 seasons, owning 17 total interceptions in 42 regular-season games.

NFL, 2015-17 NFL Interception Leaders

Rk.	Player	G	INT.	Yards	Avg.	Long	TD
1.	Marcus Peters	42	17	406	23.9	90t	2
2.	Reggie Nelson	43	13	189	14.5	40	0
3t.	Kurt Coleman	38	11	146	13.3	37	2
	Casey Hayward	43	11	109	9.9	31	1
	Micah Hyde	42	11	111	10.1	37	0

PETERS CONTINUES TO SHINE

Coming off of a rookie campaign which garnered Defensive Rookie of the Year honors in 2015, Chiefs CB Marcus Peters picked up right where he left off in 2016. The second-year corner ranked tied-second in the league with six interceptions last season.

Rk.	Player	Team	G	Int.	Int. Yards	Avg.
1.	Casey Hayward	SD	16	7	102	14.6
2t.	Marcus Peters	KC	15	6	63	10.5
	Quintin Demps	HOU	13	6	54	9.0
	D. Rodgers-Cromartie	NYG	15	6	28	4.7



PETERS PASSES DEFENSED

CB Marcus Peters, now in his third year with the Chiefs, ranks among the NFL's best in defending the pass in 2017. Peters ranks first in the league in passes defended with 51 through the 2015-17 seasons.

NFL Statistics, 2015-17 NFL Passes Defended Leaders

Rk.	Player	G	PD	Int	TD
1.	Marcus Peters	42	51	17	2
2.	Robert Alford	42	48	4	2
3.	David Amerson	37	46	6	1
4.	Brent Grimes	39	45	10	1
5t.	Malcolm Butler	43	43	8	0
	Casey Hayward	43	43	11	1
	Josh Norman	40	42	7	2

GET YOUR HANDS DIRTY

Getting after the opposing quarterback has been a point of pride for the Kansas City Chiefs. The Chiefs totaled 47.0 team sacks in 2015. The Chiefs had 28.0 sacks in 2016 by 11 different players. The Chiefs have 21.0 this season by eight different players.

Justin Houston (8.5)	Bennie Logan (1.5)
Chris Jones (3.5)	Daniel Sorensen (1.5)
Allen Bailey (2.0)	Rakeem Nunez-Roches (0.5)
Dee Ford (2.0)	Frank Zombo (1.5)



2016 RED ZONE TAKEAWAYS

The Chiefs defense led the NFL in red zone takeaway percentage. In 53 red zone opportunities, Kansas City forced eight turnovers in 2016.

Rk.	Team	Drives	Takeaways	%RZ Takeaways
1.	KC	53	8	15.1
2.	BAL	47	5	10.6
3.	SD	66	6	9.1
4t.	BUF	57	5	8.8
	PIT	57	5	8.8

2016 POINTS OFF TURNOVERS

In 2016, the Chiefs scored 105 of their 389 total points (27.0%) off turnovers, which ranked third in the league.

2016 NFL Team Leaders, Takeaway Points

Rk.	Team	Takeaways	Takeaway Points	Total Points	% of Points off Takeway
1.	DEN	27	117	333	35.1
2.	ARI	28	108	418	25.8
3.	KC	33	105	389	27.0
4.	CAR	27	95	369	25.7
5.	NE	23	93	441	21.1

CHIEFS TAKEAWAYS UNDER REID

Dating back to 2013 when Chiefs Head Coach Andy Reid arrived in Kansas City, the Chiefs defense ranks first in the AFC and fifth in the NFL when it comes to forcing opponent turnovers, tallying 126 total takeaways.

Rk.	Team	G	Takeaways
1.	PHI	75	133
2.	CAR	75	132
3.	ARI	75	130
4.	TB	75	128
5.	KC	75	126



FEWEST YARDS PER PASS ATTEMPT ALLOWED

In the past five seasons, the Chiefs have allowed just under seven yards per pass attempt. They rank tied for fifth in the NFL over that span.

Rk.	YPA	Team
1.	6.38	Denver Broncos
2.	6.45	Cincinnati Bengals
3.	6.50	Seattle Seahawks
4.	6.82	Buffalo Bills
5t.	6.85	Kansas City Chiefs
	6.85	Houston Texans

PASSES DEFENSED

Since 2013, the club ranks first in the NFL for most passes defended with 422 passes defended.

Rk.	Team	PD
1.	Kansas City Chiefs	422
2.	Philadelphia Eagles	408
3.	Cincinnati Bengals	406

2016-17 DEFENSIVE NOTES

INTS SINCE 2013

The Chiefs rank third in the AFC and sixth in the NFL with 76 interceptions since 2013.

Rk.	INTs	Team
1.	85	Cincinnati Bengals
2.	83	Buffalo Bills
3.	76	Kansas City Chiefs
4.	69	Ravens
5t.	68	Denver Broncos
	68	New England Patriots

POINTS PER GAME ALLOWED

Dating back to 2013, Kansas City's defense ranks second in the NFL in allowing opposing teams to score just 18.9 points per game.

Rk.	Team	PPG
1.	Seattle Seahawks	16.9
2.	Kansas City Chiefs	18.9
3.	New England Patriots	19.1
4.	Cincinnati Bengals	19.4
5.	Carolina Panthers	20.4



OPPONENT COMPLETION PERCENTAGE

Dating back to 2013, Kansas City's pass defense is allowing opposing quarterbacks to complete just 57.4 percent of passes, ranking first in the NFL.

Rk.	Comp. %	Team
1.	57.4	Kansas City Chiefs
2.	59.2	Buffalo Bills
3.	59.5	Denver Broncos
4.	60.1	Houston Texans
5.	60.4	Seattle Seahawks

OPPONENT PASSER RATING

Since 2013, the Chiefs are holding opposing teams to an 80.5 passer rating, placing them third in the AFC and fourth in the NFL.

Rk.	Passer Rtg	Team
1.	77.1	Seattle Seahawks
2.	78.3	Cincinnati Bengals
3.	79.7	Buffalo Bills
4.	80.5	Kansas City Chiefs
5.	81.8	Denver Broncos



JOHNSON MOVES UP CAREER TACKLE CHART

In the Chiefs Monday Night Football game at Green Bay on Sept. 28, 2015, LB Derrick Johnson recorded eight solo tackles and became the first player in franchise history to record 1,000 career tackles. Johnson now owns 1,242 career stops, which places him atop the franchise's history book in the tackle category, passing Chiefs Hall of Fame LB Gary Spani's former record of 999 tackles. In 2011, Johnson set a Chiefs single-season record with 179 tackles (131 solo). In 2010, 2011, 2012, 2013, 2015 and 2016, Johnson led the team in total tackles.

CHIEFS RECORD BOOK, TACKLES, CAREER

Rk.	Player	Tackles
1.	Derrick Johnson	1,242
2.	Gary Spani.....	999
3.	Art Still.....	992
4.	Deron Cherry.....	927
5.	Donnie Edwards.....	883

JOHNSON'S 100 TACKLE SEASONS

Year	Tackles	Solo	Assists	Team Rank
2005	110	87	23	Third
2007	107	91	16	Third
2010	147	107	40	First
2011	179	131	48	First
2012	125	110	15	First
2013	107	95	12	First
2015	116	95	21	First
2016	90	70	20	First
2017	51	32	19	Third

RUSHING TOUCHDOWNS ALLOWED

In the past five seasons, the Chiefs have allowed only 40 rushing touchdowns.

Rk.	Team	Rushing TDs Allowed
1.	New England Patriots	36
2.	Kansas City Chiefs	40
3t.	Baltimore Ravens	42
	New York Jets	42
5.	Houston Texans	44

SACK CITY

Chiefs linebackers Tamba Hali and Justin Houston take pride in their abilities in getting after the opposing team's quarterback. The two have combined for 158.0 total sacks. Hali passed Neil Smith for second in team history in that category. Below is a breakdown of how each player has fared against each opponent and opposing QBs.



Hali Sacks by QB

Quarterback	Sacks
Philip Rivers	13.5
Kyle Orton	6.0
Alex Smith	4.5
Ryan Fitzpatrick	4.5
Aaron Rodgers	4.0
Jason Campbell	3.5
Joe Flacco	3.0
Eli Manning	3.0
Peyton Manning	3.0
Terrelle Pryor	2.5
Case Keenum	2.5
Robert Griffin III	2.0
Kelly Holcomb	2.0
Donovan McNabb	2.0
Brandon Weeden	2.0
Tom Brady	2.0
Landry Jones	2.0
Brett Favre	1.5
Jake Plummer	1.5
Andrew Luck	1.5
Kyle Boller	1.0
Todd Bouman	1.0
Derek Carr	1.0
Kellen Clemens	1.0
Kerry Collins	1.0
Daunte Culpepper	1.0
Andy Dalton	1.0
Josh Freeman	1.0
David Garrard	1.0
Caleb Hanie	1.0
Matt Leinart	1.0
Brandon Marshall	1.0
Mark Sanchez	1.0
Trevor Siemian	1.0
Michael Vick	1.0
Andrew Walter	1.0
Ryan Tannehill	1.0
Russell Wilson	1.0
Tyrod Taylor	1.0
Brock Osweiler	1.0
Trevor Siemian	1.0
Matt Ryan	1.0
Carson Palmer	0.5
JaMarcus Russell	0.5
Vince Young	0.5
Matthew Stafford	0.5

Hali Sacks By Team

Team	Sacks
San Diego	13.5
Denver	10.5
Oakland	9.5
Buffalo	4.5
Green Bay	4.5
San Francisco	4.5
Minnesota	4.0
Baltimore	3.0
Indianapolis	3.5
N.Y. Giants	3.0
N.Y. Jets	3.0
Washington	3.0
Houston	3.5
Tennessee	2.5
Cleveland	2.0
Jacksonville	2.0
New England	2.0
Pittsburgh	2.0
Cincinnati	1.5
Atlanta	1.0
Arizona	1.0
Chicago	1.0
Philadelphia	1.0
Tampa Bay	1.0
Miami	1.0
Seattle	1.0
Detroit	0.5



Houston Sacks by QB

Quarterback	Sacks
Michael Vick	6.5
Philip Rivers	6.0
Peyton Manning	5.0
Trevor Siemian	5.0
Tom Brady	3.0
Drew Brees	3.0
Caleb Hanie	3.0
Blaine Gabbert	3.0
Austin Davis	3.0
Derek Carr	2.0
Joe Flacco	2.0
Jake Locker	2.0
Drew Stanton	2.0
Ben Roethlisberger	2.0
Matt Ryan	2.0
Tim Tebow	1.5
Matthew Stafford	1.5
Deshaun Watson	1.5
Carson Wentz	1.0
Mark Sanchez	1.0
Cam Newton	1.0
Ryan Fitzpatrick	1.0
Terrelle Pryor	1.0
Jason Campbell	1.0
Ryan Tannehill	1.0
Jimmy Garoppolo	1.0
Colin Kaepernick	1.0
Brian Hoyer	1.0
Teddy Bridgewater	1.0
Tyrod Taylor	1.0
Brock Osweiler	2.0
Case Keenum	0.5

Houston Sacks by Team

Team	Sacks
Denver	13.5
San Diego	6.0
Philadelphia	5.5
New England	4.0
Oakland	3.0
Tennessee	3.0
Chicago	3.0
New Orleans	3.0
Jacksonville	3.0
St. Louis	3.0
N.Y. Jets	3.0
Baltimore	2.0
Arizona	2.0
Pittsburgh	2.0
Atlanta	2.0
Houston	3.0
Detroit	1.5
Buffalo	1.0
Carolina	1.0
Cleveland	1.0
Miami	1.0
San Francisco	1.0
Minnesota	1.0

HOUSTON WE HAVE A PROBLEM

LB Justin Houston owns seven 3.0-plus sack games in his career. Houston has recorded 68.5 sacks in 86 career games played, averaging over a half sack per game (0.80).

Date	Opponent	Opposing QB	Result	Total
12/4/11	@ Chicago	Caleb Hanie	W, 10-3	3.0 (-15.0 yds)
9/23/12	@ New Orleans	Drew Brees	W, 27-24 OT	3.0 (-25.0 yds)
9/8/13	@ Jacksonville	Blaine Gabbert	W, 28-2	3.0 (-27.0 yds.)
9/19/13	@ Philadelphia	Michael Vick	W, 26-16	4.5 (-28.0 yds.)
10/26/14	vs. St. Louis	Austin Davis	W 34-7	3.0 (-17.0 yds.)
12/28/14	vs. San Diego	Philip Rivers	W 19-7	4.0 (-21.0 yds.)
11/28/16	@ Denver	Trevor Siemian	W, 30-27 OT	3.0 (-17.0 yds)

2016-17 DEFENSIVE NOTES

JUSTIN HOUSTON BY THE NUMBERS

LB Justin Houston has 20 career multi-sack games, including a career-high six such performances in 2014.

CHIEFS RECORD BOOK MOST MULTI-SACK GAMES, CAREER

1.	27	Derrick Thomas	1989-99
2t.	20	Tamba Hali	2006-17
	20	Justin Houston	2011-17
4.	19	Neil Smith	1988-96
5.	13	Jared Allen	2004-07

Since 2011 (Houston's first NFL season), he trails only Houston's J.J. Watt, Denver's Von Miller and Miami's Cameron Wake for most QB takedowns.

NFL LEADERS SACKS, SINCE 2011 (HOUSTON'S FIRST NFL SEASON)

1.	82.0	Von Miller	Denver
2.	76.0	J.J. Watt	Houston
3.	70.0	Cameron Wake	Miami
4.	68.5	Justin Houston	Kansas City
5.	67.5	Ryan Kerrigan	Washington

HOUSTON IN NFL RECORD BOOK

Justin Houston's franchise record 22.0 sacks in 2014 was just 0.5 sack shy of Michael Strahan's NFL record 22.5 set in 2001. Houston's 22.0 sacks tie him with four other players, including Pro Football Hall of Famers Reggie White and Chris Doleman.

Rk.	Player	Year	Sacks
1.	Michael Strahan*	2001	22.5
2t.	Justin Houston	2014	22.0
	Jared Allen	2011	22.0
	Chris Doleman*	1989	22.0
	Reggie White*	1987	22.0
	Mark Gastineau	1984	22.0

*Pro Football Hall of Famer

WHERE HE RANKS IN CHIEFS HISTORY

In 2014, Justin Houston broke the Chiefs franchise record for sacks in a single season with 22.0. Houston's 22.0 sacks were two more than Pro Football Hall of Famer Derrick Thomas' 20.0 more than two decades prior in 1990.

Rk.	Player	Year	Sacks
1.	Justin Houston	2014	22.0
2.	Derrick Thomas*	1990	20.0
3.	Jared Allen	2007	15.5
4.	Neil Smith	1993	15.0
5t.	Tamba Hali	2010	14.5
	Neil Smith	1992	14.5
	Art Still	1984	14.5
	Derrick Thomas*	1992	14.5

*Pro Football Hall of Famer



CHIEFS DEFENSE NO STRANGER TO END ZONE

KC's defense has two TDs this season. In 2016, KC found the end zone four times. The Chiefs found the end zone six times on defense in 2015. In 2014, the Chiefs had one returned TD on defense. In 2013, the Chiefs defense found the end zone six times. Below is a look at Kansas City's most recent defensive touchdowns. Kansas City is 115-29-2 (.795) when producing a defensive score. KC is 106-26-1 (.801) when scoring a defensive TD and 14-3-1 (.806) when recording a safety.

Most Recent Defensive Scores

Date	Opponent	Defensive Score	Result
10/30/17	DEN	CB Marcus Peters 45-yd fum. return	W, 29-19
10/2/17	WAS	LB Justin Houston 13-yd fum. return	W, 29-20
12/4/16	@ ATL	S Eric Berry 37-yd INT return	W, 29-28
11/27/16	@ DEN	LB Justin Houston safety (R. Okung)	W, 30-27
11/13/16	@ CAR	S Eric Berry 42-yd INT return	W, 20-17
10/23/16	NO	S Daniel Sorensen 48-yd INT return	W, 27-21
9/25/16	NYJ	LB Derrick Johnson 55-yd INT return	W, 24-3
12/20/15	@ Bal	CB Marcus Peters 90-yd INT return	W, 34-14
12/20/15	@ Bal	S Tyvon Branch 73-yd fumble return	W, 34-14
12/6/15	@ Oak	S Tyvon Branch 38-yd INT return	W, 34-20
11/22/15	SD	LB Justin Houston 17-yd INT return	W, 33-3
10/11/15	CHI	LB Ramik Wilson FR in endzone	L, 18-17
9/17/15	DEN	CB Marcus Peters 55-yd INT return	L, 31-24
9/29/14	NE	S Husain Abdullah 39-yd INT return	W, 41-14
12/15/13	@ Oak	S Eric Berry 47-yard INT return	W, 56-31
11/3/13	@ Buf	LB Tamba Hali 11-yard fumble return	W, 23-13
11/3/13	@ Buf	CB Sean Smith 100-yd INT return	W, 23-13
10/13/13	OAK	S Husain Abdullah 44-yd INT return	W, 24-7
9/19/13	@ Phi	S Eric Berry 38-yd INT return	W, 26-16
9/8/13	@ Jax	LB Tamba Hali 10-yd INT return	W, 28-2
9/23/12	@ NO	LB Justin Houston safety (Drew Brees)	W, 27-24OT
10/23/11	@ Oak	CB Brandon Flowers 58-yd INT return	W, 28-0
10/23/11	@ Oak	S Kendrick Lewis 59-yd INT return	W, 28-0
12/26/10	TEN	S Eric Berry 54-yd INT return	W, 34-14
10/24/10	JAX	LB Derrick Johnson 15-yd INT return	W, 42-20
9/19/10	@ Cle	CB Brandon Flowers 33-yd INT return	W, 16-14
1/3/10	@ Den	LB Derrick Johnson 60-yd INT return	W, 44-24
1/3/10	@ Den	LB Derrick Johnson 45-yd INT return	W, 44-24
10/18/09	@ Was	LB Tamba Hali safety (Todd Collins)	W, 14-6

HALI'S SACK STATS

LB Tamba Hali has 89.5 sacks (-591.5 yards) for his career to rank second in franchise history. He owns 20 career multi-sack games.

CHIEFS RECORD BOOK: MOST SACKS, CAREER

Rk.	Sacks	Player	Years
1.	126.5	Derrick Thomas	1989-99
2.	89.5	Tamba Hali	2006-17
3.	85.5	Neil Smith	1988-96
4.	73.0	Art Still	1978-87
5.	68.5	Justin Houston	2011-17



CHIEFS DEFENSIVE / SPECIAL TEAMS NOTES

CHIEFS EXCEL WHEN SACKING THE QB

The Chiefs and Defensive Coordinator Bob Sutton have placed an emphasis on putting pressure on opposing quarterbacks. The Chiefs have recorded 6.0 or more team sacks 59 times in team history. In those 59 games, Kansas City has a 53-5-1 (.907) record and has outscored its opponents 1,729-719.

Record When Recording 6.0 or More Team Sacks

Date	Opponent	Sacks	Yds	Result
12/4/1960	Houston	7.0	54	W, 24-0
12/18/1960	Buffalo	6.0	37	W, 24-7
9/23/1962	@ Oakland	6.0	67	W, 26-16
12/8/1963	Denver	6.0	47	W, 52-21
12/14/1963	Boston	6.0	54	W, 35-3
11/8/1964	Oakland	7.0	65	W, 42-7
10/31/1965	Oakland	6.0	62	W, 14-7
10/8/1967	Miami	7.0	77	W, 41-0
9/28/1968	@ Miami	6.0	55	W, 48-3
11/10/1968	@ Cincinnati	6.0	35	W, 16-9
12/8/1968	@ San Diego	6.0	61	W, 40-3
12/14/1968	@ Denver	7.0	78	W, 30-7
10/26/1969	Cincinnati	6.0	23	W, 42-22
11/2/1969	@ Buffalo	9.0	93	W, 29-7
9/28/1970	@ Baltimore	7.0	73	W, 44-24
12/6/1970	Denver	6.0	45	W, 16-0
10/1/1972	@ Denver	8.0	63	W, 45-24
11/12/1973	Chicago	6.0	64	W, 19-7
12/2/1973	Cleveland	7.0	50	T, 20-20
9/23/1979	Oakland	7.0	55	W, 35-7
10/5/1980	@ Oakland	6.0	54	W, 31-17
11/13/1983	Cincinnati	7.0	49	W, 20-15
11/27/1983	@ Seattle	6.0	40	L, 48-51 (OT)
9/30/1984	Cleveland	11.0	78	W, 10-6
12/8/1985	Atlanta	7.0	53	W, 38-10
9/21/1986	Houston	7.0	42	W, 27-13
9/23/1990	@ Green Bay	6.0	35	W, 17-3
10/7/1990	@ Indianapolis	7.0	62	L, 19-23
11/11/1990	Seattle	9.0	70	L, 16-17
12/2/1990	@ New England	6.0	44	W, 37-7
10/7/1991	Buffalo	6.0	43	W, 33-6
11/17/1991	Denver	6.0	47	L, 20-24
10/11/1992	Philadelphia	6.0	39	W, 24-17
11/8/1992	San Diego	6.0	56	W, 16-14
12/27/1992	Denver	6.0	56	W, 42-20
10/3/1993	LA Raiders	6.0	46	W, 24-9
10/17/1994	@ Denver	6.0	30	W, 31-28
10/1/1995	@ Arizona	7.0	68	W, 24-3
9/15/1996	@ Seattle	7.0	18	W, 35-17
11/16/1997	Denver	6.0	38	W, 24-22
12/7/1997	Oakland	6.0	45	W, 30-0
12/14/1997	@ San Diego	7.0	34	W 29-7
9/6/1998	Oakland	10.0	58	W, 28-8
12/26/1998	@ Oakland	6.0	44	W, 31-24
9/17/2000	San Diego	6.0	31	W, 42-10
11/26/2000	@ San Diego	6.0	28	L, 16-17
12/10/2000	Carolina	6.0	18	W, 15-14
12/8/2002	St. Louis	7.0	49	W, 49-10
12/4/2011	Chicago	7.0	45	W, 10-3
9/8/2013	@ Jacksonville	6.0	50	W, 28-2
9/19/2013	@ Philadelphia	6.0	34	W, 26-16
10/13/2013	Oakland	9.0	63	W, 24-7
12/8/2013	@ Washington	6.0	31	W, 45-10
10/26/2014	St. Louis	7.0	44	W, 34-7
12/28/2014	San Diego	7.0	42	W, 19-7
11/1/2015	Detroit	6.0	32	W, 45-10
1/3/2016	Oakland	6.0	37	W, 23-17
10/30/2016	@ Indianapolis	6.0	38	W, 30-14
9/17/2017	Philadelphia	6.0	34	W, 27-20

KICK RETURN RECORD

The NFL record for highest kickoff return average in a single season was previously 29.4, set by the 1972 Chicago Bears. Under Special Teams Coordinator Dave Toub, the Chiefs took over the the top mark in NFL history in 2013 averaging 29.9 yards per return.

NFL RECORD BOOK - KICKOFF RETURN AVERAGE, SEASON

Rk.	Team	Avg.	Year
1.	Kansas City	29.9	2013
2.	Chicago	29.4	1972
3.	Pittsburgh	28.9	1952
4.	Baltimore	28.3	2014



COLQUITT PINS OPPONENTS

Chiefs P Dustin Colquitt finished tied for first in the NFL for most punts inside the 20-yard line with 35 in 2013. Colquitt set a personal single-season career high, a team record and was one punt shy of tying an NFL record for most punts inside the 20 with 45 in 2012. In 2014, 30 of his 66 punts landed inside the 20. He had 37 in 2015. In 2016, he landed 37 inside the 20. Colquitt has 24 inside the 20 this season.

He is the Chiefs all-time leader in punts inside the 20 with 415, which is over three times as many as the next closest player in team history.

NFL RECORD BOOK: PUNTS INSIDE 20, SINGLE SEASON

Rank	Inside 20	Player	Year
1.	51	Johnny Hekker	2016
2.	46	Dave Zastudil (ARI)	2012
3.	45	Dustin Colquitt (KC)	2012
4t.	42	Ben Graham (ARI)	2009

CHIEFS RECORD BOOK: PUNTS INSIDE 20, CAREER

Rank	Inside 20	Player	Years
1.	415	Dustin Colquitt	2005-17
2.	117	Louie Aguiar	1994-98
3.	62	Bryan Barker	1990-93
4.	58	Jim Arnold	1983-85



SPECIAL TEAMS/MISC. NOTES

QUALITY SPECIAL TEAMS PLAY

Over the past five seasons (2013-17) under Special Teams Coordinator Dave Toub, the Chiefs special teams units have performed consistently. In fact, over the five-year span, the club ranks third in the league in punt return average and second in kick return average. Additionally, the Chiefs have a combined 10 return touchdowns, which ranks first in the league.

Rk.	Team	KR	Yds.	Avg.	TDs
1.	Baltimore	163	4,266	26.2	3
2.	Kansas City	201	5,196	25.9	4
3.	Minnesota	214	5,389	25.2	5
4.	Indianapolis	176	4,392	25.0	1
5.	Cincinnati	178	4,380	24.6	0

Rk.	Team	PR	Yds.	Avg.	TDs
1.	Philadelphia	144	1,610	11.2	4
2.	Baltimore Ravens	167	1,849	11.1	3
3.	Kansas City	220	2,427	11.0	6
4.	Minnesota	137	1,502	11.0	4
5.	Detroit Lions	145	1,541	10.6	5

Rk.	Team	PR TDs	KR TDs	Tot TDs
1.	Kansas City	6	4	10
2.	Minnesota	4	5	9
3.	Philadelphia	4	4	8
4.	Baltimore	3	3	6
	Detroit	5	1	6
6.	Los Angeles Rams	4	1	5

COLQUITT INSIDE THE 20

Dating back to 2005, Chiefs P Dustin Colquitt leads all NFL punters in pinging opponents inside the 20. His current mark of 415 stands as a Chiefs franchise record.

Rk.	Player	TM	Punts	Avg	In. 20	Net Avg.
1.	Dustin Colquitt	KC	1,017	44.8	415	39.6
2.	Donnie Jones	Phi	1,059	45.7	349	39.7
3.	Shane Lechler	Hou	1,053	48.1	346	40.1
4.	Sam Koch	Bal	923	45.3	346	39.6
5.	Andy Lee	Ari	1,010	46.8	340	39.9

2017 DRAFT CLASS ON ROSTER

QB Patrick Mahomes was selected 10th overall by the Chiefs after they traded with the Bills to move up 17 spots. Mahomes was the second quarterback drafted. At Texas Tech, Mahomes threw for 11,252 yards and 93 touchdowns. He ran for another 845 yards with 22 touchdowns. Mahomes was the first quarterback the Chiefs have taken in the first round since Todd Blackledge in 1983.

DE Tanoh Kpassagnon was selected in the second round, 59th overall. He finished his career at Villanova with 22.0 sacks and 105 tackles (65 solo). Kpassagnon set his career-high in sacks (11.0) and tackles (45) in 2016. He was the first player the Chiefs drafted out of Villanova.

RB Kareem Hunt was drafted 86th overall in the third round. He is Toledo's all-time leading rusher with 4,945 yards. Hunt scored 44 touchdowns, which ranked second in school history. He averaged 6.3 yards per carry for his career, with a career-high 8.0 yards per carry his sophomore year. Hunt was the first player out of Toledo the Chiefs have ever drafted.

WR Jehu Chesson was drafted 139th overall in the fourth round. At Michigan, Chesson caught 114 passes for 1,639 yards and 12 touchdowns. He had a breakout season in 2015 with 12 total touchdowns (9 receiving, two rushing, one returning). Chesson was one of 11 Michigan players selected in the 2017 draft, which was the most for any school.

LB Ukeme Eligwe was drafted in the fifth round, 183rd overall. In his one season at Georgia Southern, he had 104 tackles (64 solo), 9.5 tackles for loss, and forced four turnovers. In the season finale versus Troy, Eligwe had 18 tackles (13 solo) and a sack. Eligwe was the lone player selected out of Georgia Southern in the 2017 draft. Prior to attending Georgia Southern, he played football at Florida State.

THE DOCTOR IS IN THE HOUSE

To some, playing in the National Football League is the second-most impressive accomplishment on Laurent Duvernay-Tardif's resume.

Duvernay-Tardif, a practicing medical student, was finishing his third year of med school at McGill University in Montreal at the time of the 2014 NFL Draft. With hopes of being selected on the second night, Duvernay-Tardif was unable to follow along live. Not that he didn't want to, he was just preoccupied in the ER assisting an emergency C-section for a premature newborn.

Though he wasn't selected on that second night, the Chiefs eventually used the 200th overall pick to acquire Duvernay-Tardif in the sixth round.

While spending much of his rookie season learning from the sidelines, Duvernay-Tardif appeared in 16 games while starting 13 in 2015 and 14 in 2016. His offseasons are spent back in Montreal at various hospitals on rotations, where patients have begun to recognize the Canadian standout.

While football remains his number one priority right now, Duvernay-Tardif plans to finish medical school next offseason and someday pursue his medical goals of specializing as an Emergency Room doctor.



COACH REID HITS MILESTONE 300 GAMES

Chiefs Head Coach Andy Reid coached his 300th career game, regular season and postseason combined, on Sunday, Oct. 23, 2016 against the Saints at Arrowhead Stadium. The Chiefs won 27-21. There have been more than 400 head coaches in NFL history and only 14 of them have had the longevity to reach the 300+ mark. Below is the all-time list of NFL head coaches to reach that milestone. Reid has won 190 of his 322 games (tied once) thus far (.592).

Head Coaches in NFL to Reach 300+ Games

Bill Belichick
 Tom Coughlin
 Jeff Fisher
 George Halas
 Chuck Knox
 Curly Lambeau
 Tom Landry
 Chuck Noll
 Bill Parcells
 Dan Reeves
 Marty Schottenheimer
 Mike Shanahan
 Don Shula
Andy Reid

Reid is the second active head coach to join this list behind Belichick. Of the 14 head coaches above, six are in the Pro Football Hall of Fame (Halas, Lambeau, Landry, Noll, Parcells and Shula).

2017 OFFSEASON NOTES

BERRY AND HILL HONORED BY CHIEFS

After the season, the club announced safety Eric Berry was named the winner of the club's Derrick Thomas Award and wide receiver/return specialist Tyreek Hill earned the team's Mack Lee Hill Award for the 2016 season.

This marks Berry's third postseason recognition after being awarded the Derrick Thomas Award last season alongside quarterback Alex Smith as well as earning the Mack Lee Hill Award after his rookie season in 2010. Both honors were voted on by all Chiefs players and were officially presented at the 47th annual 101 Awards.

The Derrick Thomas Award serves as the team's vote for most valuable player and the Mack Lee Hill Award is given to the club's top rookie performer.

CHIEFS S ERIC BERRY SIGNS EXTENSION

The Kansas City Chiefs announced on Feb. 28 that safety Eric Berry signed a long-term contract.

"I'm very happy for Eric and his family. He has put in the hard work and preparation, and is without question one of the backbones of our defense and a team leader. He's a special player and an exceptional human being." - Head Coach Andy Reid.

Berry (6-0, 212) has compiled 429 tackles (361 solo), 28 tackles for loss, 5.5 sacks, 14 quarterback pressures, three forced fumbles, 14 interceptions and five defensive touchdowns in his six seasons with the Chiefs. In five career postseason contests (five starts), Berry has recorded 36 total tackles (28 solo), six passes defended, one forced fumble and two interceptions. The Fairburn, Ga., native originally entered the NFL as the Chiefs first-round pick (fifth overall) in the 2010 NFL Draft.

CHIEFS SIGN DT BENNIE LOGAN

The Kansas City Chiefs announced on March, 14, that the club signed defensive tackle Bennie Logan.

Logan (6-2, 315) has played in 59 games (51 starts) in four NFL seasons with the Philadelphia Eagles (2013-16). His career numbers include 121 tackles (78 solo), 27 tackles for loss and 14 quarterback pressures. He has 5.5 sacks along with three forced fumbles and two fumble recoveries. Logan was originally drafted in the third round (67th overall) of the 2013 NFL Draft by the Eagles.

CHIEFS EXTEND THREE KEY PLAYERS

The club extended the contracts of three key contributors from 2016: Guard Laurent Duvernay-Tardif, safety Daniel Sorensen, and long snapper James Winchester.

Duvernay-Tardif (6-5, 321) has played in 30 games (27 starts) in three NFL seasons with the Kansas City Chiefs (2015-16). He originally entered the NFL as a sixth-round draft pick (200th overall) of the Chiefs in the 2014 NFL Draft. The Canadian-born Duvernay-Tardif became just the second player out of McGill to be selected in the NFL Draft.

Sorensen (6-2, 208) has played in 41 games (one start) in three NFL seasons with the Chiefs (2014-16). His career numbers include 70 tackles (61 solo), five tackles for loss, 2.0 sacks (-15.0 yards), two forced fumbles and three fumble recoveries. He owns three career interceptions, all occurring during the 2016 season, including a pick-six against the Saints on Oct. 23. On special teams, Sorensen has recorded 23 tackles (20 solo), finishing among the team's top-five special teams tacklers in all three seasons.

The Riverside, California, native, originally entered the NFL as an undrafted rookie with the Chiefs in May of 2014. He played collegiately at BYU.

Winchester (6-3, 240) is a third-year long snapper with Kansas City in 2017. He originally entered the NFL as a free agent with the Philadelphia Eagles in 2013 and has started the last two years for the Chiefs. He logged his first career fumble recovery at Denver in Week 12 of the 2016 season coming off a Denver muffed punt return.

COACHING STAFF CHANGES

The club continued to add to the coaching staff by hiring Greg Lewis to serve as the team's wide receivers coach, Mike Kafka as the Offensive Quality Control Coach and Rod Wilson as the Assistant Special Teams coach.

Lewis joins the Chiefs after spending last season as the Philadelphia Eagles Wide Receivers Coach (2016).

Kafka joins the Chiefs coaching staff after six seasons as an NFL quarterback with the Philadelphia Eagles (2010-12), New England Patriots (2013), Jacksonville Jaguars (2013), Tampa Bay Buccaneers (2014), Minnesota Vikings (2015), Tennessee Titans (2015) and Cincinnati Bengals (2015).

Wilson joins the Chiefs coaching staff after his stint as the linebackers coach at Furman University. Prior to coaching at Furman, he spent four years at Charleston Southern as the inside linebackers coach. Wilson transitioned into coaching after a six-year NFL playing career with the Chicago Bears (2005-08 and 2011), Tampa Bay Buccaneers (2008-10) and Jacksonville Jaguars (2010).

Additionally, this offseason, the club promoted Brad Childress to Assistant Head Coach after serving as co-offensive coordinator for the last four seasons. After serving as Co-Offensive Coordinator in 2016, Matt Nagy was named the lone Offensive Coordinator for 2017.

CHIEFS NAME VEACH GM

Chairman and CEO Clark Hunt and the Kansas City Chiefs announced on July 10 that the club had named Brett Veach the seventh General Manager in franchise history.

"After a comprehensive search process, I am pleased to announce that we have hired Brett Veach to serve as the next General Manager of the Kansas City Chiefs," Chairman and CEO Clark Hunt said. "Brett has a sharp football mind, a tremendous work ethic and a keen eye for finding talent. Over the last four seasons he's played a critical role in building our football team. I look forward to working with him to continue to build on the strong foundation we have in place."

Veach enters his first season as an NFL General Manager and his 11th year in the National Football League. He will report directly to Hunt on all player personnel matters. Prior to being elevated, he previously served as the Chiefs Co-Director of Player Personnel.

Veach is entering his fifth season with the Chiefs after originally joining the club in 2013. He was promoted to Co-Director of Player Personnel prior to the 2015 season after serving two seasons as the club's Pro and College Personnel Analyst (2013-14). He joined the Chiefs after spending six years with the Philadelphia Eagles (2007-12).



CHIEFS MISCELLANEOUS NOTES

OWNERSHIP OF 50+ YEARS

The Chiefs are one of only six current NFL franchises that have been owned by the same individual family for over 50 years.

<u>Ownership</u>	<u>Franchise</u>	<u>Years</u>
Halas Family	Chicago Bears	96
Bidwill Family	Arizona Cardinals	85
Rooney Family	Pittsburgh Steelers	84
Hunt Family	Kansas City Chiefs	58
Adams Family	Tennessee Titans	58
Ford Family	Detroit Lions	54



THE FIRST LADY OF FOOTBALL

Norma Hunt continues to play an integral part of the Chiefs in Kansas City. She owns the distinction of being the only woman known to have attended all 51 Super Bowls and was selected to preside over the coin toss at Super Bowl XLI along with Pro Football Hall of Fame quarterback Dan Marino. She is involved in numerous philanthropic and civic efforts in Kansas City and Texas. Her late husband, Lamar Hunt, was the guiding force behind the formation of the Kansas City Chiefs and the American Football League and was inducted into the Pro Football Hall of Fame in 1972. He, with the help of his family, coined the term "Super Bowl."

Hunt, along with her daughter-in-law Tavia Hunt (wife of Chiefs Chairman & CEO Clark Hunt), participate in the NFL Women's Apparel advertising campaigns. The Hunts have been featured alongside other female NFL leaders such as Charlotte Jones Anderson (Dallas Cowboys Executive Vice President/Chief Brand Officer and NFL Foundation chair), Suzanne Johnson (wife of New York Jets owner Woody Johnson) and Tanya Snyder (wife of Washington Redskins owner Dan Snyder).



BY THE NUMBERS

2

Super Bowl appearances

4

AFL Championship appearances

9

Division championships

462

Franchise wins including Postseason

11

Pro Football Hall of Famers

47

Chiefs Hall of Famers

213

Number of Chiefs wins vs. AFC West opponents, the most of any other AFC West team in inter-division affairs

10

Retired Chiefs numbers

58

The club is in its 58th season of existence

82,893

Largest crowd (regular season)

142.2

Highest decibel level at Arrowhead Stadium

190

Games won by Head Coach Andy Reid

1,242

Number of tackles by Chiefs LB Derrick Johnson, a franchise high for career tackles

30,719

Career Passing Yards by Chiefs QB Alex Smith

46

Seasons at Arrowhead Stadium

CHIEFS ALL-TIME YEAR-BY-YEAR RESULTS

YEAR	PRESEASON	REG. SEASON	PLAYOFFS
1960	6-0	8-6	0-0
1961	4-1	6-8	0-0
1962	2-3	11-3	1-0
1963	3-2	5-7-2	0-0
1964	4-1	7-7	0-0
1965	3-2	7-5-2	0-0
1966	4-0	11-2-1	1-1 (S.B. loss)
1967	4-1	9-5	0-0
1968	4-1	12-2	0-1
1969	6-0	11-3	3-0 (S.B. win)
1970	4-3	7-5-2	0-0
1971	4-1-1	10-3-1	0-1
1972	5-2	8-6	0-0
1973	2-4	7-5-2	0-0
1974	3-3	5-9	0-0
1975	3-3	5-9	0-0
1976	2-4	5-9	0-0
1977	3-3	2-12	0-0
1978	2-2	4-12	0-0
1979	3-1	7-9	0-0
1980	3-1	8-8	0-0
1981	1-3	9-7	0-0
1982	2-1-1	3-6	0-0
1983	2-2	6-10	0-0
1984	1-3	8-8	0-0
1985	3-1	6-10	0-0
1986	2-2	10-6	0-1
1987	4-1	4-11	0-0
1988	2-1-1	4-11-1	0-0
1989	1-3	8-7-1	0-0
1990	1-3	11-5	0-1
1991	2-2	10-6	1-1
1992	1-3	10-6	0-1
1993	3-1	11-5	2-1
1994	2-3	9-7	0-1
1995	3-1	13-3	0-1
1996	3-1	9-7	0-0
1997	1-3	13-3	0-1
1998	2-3	7-9	0-0
1999	2-2	9-7	0-0
2000	0-4	7-9	0-0
2001	2-2	6-10	0-0
2002	3-1	8-8	0-0
2003	3-2	13-3	0-1
2004	1-3	7-9	0-0
2005	0-4	10-6	0-0
2006	2-2	9-7	0-1
2007	0-4	4-12	0-0
2008	2-2	2-14	0-0
2009	0-4	4-12	0-0
2010	1-3	10-6	0-1
2011	0-4	7-9	0-0
2012	1-3	2-14	0-0
2013	2-2	11-5	0-1
2014	1-3	9-7	0-0
2015	4-0	11-5	1-1
2016	2-2	12-4	0-1
2017	2-2	6-5	0-0

PRO FOOTBALL HALL OF FAMER EMMITT THOMAS

Pro Football Hall of Fame Cornerback Emmitt Thomas is in his eighth season as defensive backs coach with the Kansas City Chiefs. Thomas works alongside former NFL Cornerback Al Harris, who joined the Chiefs as a defensive assistant/secondary coach in 2013. Harris was promoted to Secondary/Cornerbacks Coach in 2016.

One of the best defenders in Chiefs history, Thomas finished his career with 58 interceptions – a Chiefs record – as well as five defensive touchdowns in 181 games, all with Kansas City. Thomas holds the Chiefs record for interception return yardage with 938 yards.

Thomas was a member of the Chiefs Super Bowl IV Championship squad and was elected to the Chiefs Hall of Fame in 1986 and the Pro Football Hall of Fame in 2008.



NFL IMPORTANT DATES

2017

- Dec. 13 League Meetings (Irving, Texas)
- Dec. 31 Final Regular Season Week

2018

- Jan. 1 Option Exercise Period Begins
- Jan. 6-7 Wild Card Playoffs
- Jan. 13-14 Divisional Playoffs
- Jan. 20 East-West Shrine Game
- Jan. 21 AFC & NFC Championship Games
- Jan. 27 Senior Bowl, Ladd Peebles Stadium
- Jan. 28 NFL Pro Bowl (Orlando)
- Feb. 4 Super Bowl LII (Minnesota)
- Feb. 20 First Day to Designate Franchise Player
- Feb. 27-March 5 NFL Combine
- March 6 Deadline to Designate Franchise Player
- March 14 2018 League Year Begins
- March 25-28 Annual League Meeting (Orlando)
- April 16 Clubs May Begin Offseason Workout Program
- April 26-28 NFL Draft (Site TBD)

CHIEFS IN THE COMMUNITY: TEAM EMBRACES SPIRIT OF GIVING



Numerous Kansas City Chiefs participated in a handful of events geared towards bringing holiday meals to those in need last week.

The 26th annual Chiefs Thanksgiving Food Distribution was at the forefront of that effort, providing meals to 1,500 families throughout the Kansas City area last Tuesday.

A collection of volunteers from the Third and Long Foundation, the Red Coaters and 11 of the Chiefs' rookies spent the afternoon packing and loading meals onto trucks bound for 36 local food relief centers dedicated to helping those in need.



Other Chiefs were working on a similar initiative, as defensive tackle Allen Bailey and wide receivers Tyreek Hill and Albert Wilson helped pass out food and other supplies at the Redemptorist Social Services Center.

"It's big just to be able to give back to these families," Hill said. "We really do care about this community and we care about the people in it just as if they were our own family. It's big for all of us - Allen, Albert and me. It's big."



Bailey, Hill and Wilson distributed turkeys, stuffing and other traditional favorites to over 200 families that may not have been able to afford a Thanksgiving dinner otherwise.

Cornerback Marcus Peters joined in on the week's events, hosting a turkey distribution at the Gregg/Klice Community Center with the help of the varsity football team from nearby Lincoln College Preparatory Academy.



"Marcus is just giving back," said Peters' mother, Doreen. "He's giving back to the Kansas City community, which is his community now."

Coined the "It Takes a Village Turkey Distribution," the effort was held in conjunction with the Fam First Family Foundation, which Peters started along with fellow football players Marshawn Lynch and Joshua Johnson.



Linebacker Reggie Ragland also got in the holiday spirit, though his actions involved a personal touch as he surprised a family with a turkey and other items at their doorstep.

"To go to somebody's home and see what they go through, it's a humbling feeling," Ragland said. "My parents did what they could for us growing up, and I'm happy just to see other families smiling - especially the kids. The kids make it worthwhile for me, because when I was growing up, I wish somebody in my current position had spoken to me. It gives people hope."

From each individual event, to the Chiefs Kingdom Food Drive held on Sunday, it all adds up to yet another example of how the Chiefs are far more than just a football team to Kansas City - it's a family.

CHIEFS SURPRISE LOCAL MILITARY UNITS

The Kansas City Chiefs honored our Armed Forces in a unique way prior to the "Salute to Service" game last month, and it all came full circle last Tuesday afternoon at Arrowhead Stadium.

Soldiers from Fort Riley, as well as members of the Kansas and Missouri National Guard, were enjoying a stadium tour when Chiefs' linebacker Frank Zombo, fullback Anthony Sherman, punter Dustin Colquitt and long snapper James Winchester surprised the troops in the locker room.

The players came prepared with the "Salute to Service" warmup hoodies that the Chiefs wore before playing the Denver Broncos on Oct. 30, each of which featured a patch representing a local military unit.

"Our equipment manager, Allen Wright, came to me and asked about the idea and I said the guys were going to love it," Sherman said. "When he asked if I would come over here and present the sweatshirts, I said absolutely. There's no better way for me to show my respect for the military than to be here today."



"The next people to wear these are heading out and defending what they love and defending us," Colquitt said. "It makes me happy that they're going to take these and cherish them. They make unbelievable sacrifices for us."

The troops in attendance ranged from young adults preparing for basic training to individuals such as Staff Sgt. Abdiel Carambot, who reenlisted right there in the locker room for a fourth tour of duty.

"It was a great surprise," Carambot said. "I just thought it would be a tour of the stadium. We knew we were doing the reenlistment in the locker room, which is already meaningful, but then to see a few players here - that was top notch."

The Chiefs tradition of honoring our Armed Forces is as ingrained in the franchise as football itself, illustrated by numerous base visits, scholarships for Gold Star families, the annual Pros vs. GI Joes event and over 50 years of supporting the Marine Corps' 'Toys for Tots' drive.



CHIEFS JOIN PLAZA LIGHTING CEREMONY

A pair of Kansas City institutions came together on Thanksgiving night, as Kansas City Chiefs quarterback Alex Smith and linebacker Derrick Johnson flipped the switch at the 88th Annual KCP&L Plaza Lighting Ceremony.

"It's one of the many traditions in this area that's just awesome," Smith said. "I live close to the Plaza, so I've gone down there and watched it with my kids every year since I've been here. It's really special to be a part of this and to do it with my family."

It's the first time the Chiefs have taken part in the event since 2010, when running backs Jamaal Charles and Thomas Jones kicked off the holiday season by flipping the switch.

Chiefs Chairman and CEO Clark Hunt and his wife, Tavia, did the honors in 2006 along with Pro Football Hall of Famers Bobby Bell and Willie Lanier.

Other Chiefs to take part in the event include former Head Coach Dick Vermeil (2005), quarterback Trent Green (2002), tight end Tony Gonzalez (2001), running back Marcus Allen (1997) and linebacker Derrick Thomas (1994).



AMERICAN INDIAN HERITAGE MONTH

The Kansas City Chiefs honored the Native community on Sunday as the Chiefs celebrated American Indian Heritage Month prior to Sunday's game against the Buffalo Bills at Arrowhead Stadium.

Representatives from nearly 20 tribes were on hand for a number of pregame events dedicated to observing Native American culture and educating the fans in attendance.

The event exists through a collaboration between the Chiefs and the American Indian Community Working Group, with whom the Chiefs have partnered for each of the past four seasons.

The Working Group serves as a liaison for the Native community and as an advisor to the Chiefs in order to promote an awareness and understanding of Native cultures and tribes in the region.

"Basically, what we want to do is to create awareness, educate the community and bring some recognition to Native history," said Gary D. Johnson, a member of the Choctaw Nation and one of the Working Group's founding members. "The Chiefs are letting us use Arrowhead as a stage for that."

The afternoon held a special meaning for a pair of Chiefs players that have Native heritage.

"It's something that I'm proud of and always have been," said long snapper James Winchester, a member of the Choctaw Nation. "I know there's a lot of kids back home that take pride in that as well, and it's a neat thing having kids and youth look up to you because of that heritage."

The Chiefs' commitment to honoring Native American history and tradition extends beyond Sunday's celebration in the form of annual outreach efforts, such as a Play60 event hosted by Winchester and Bray last season.

THIS IS OUR HOUSE



CHIEFS FANS SET WORLD RECORD



On Monday, Sept. 29, 2014, Kansas City defeated the New England Patriots 41-14, and Chiefs fans set a Guinness World Record for Loudest Crowd Roar at a Sports Stadium (Outdoors). Chiefs fans reached a peak decibel reading of 142.2 as Guinness World Records adjudicator Philip Robertson monitored the sound levels. The mark was set early in the contest while the club was on defense. The Arrowhead Stadium record passed the old record of 137.5 decibels and broke Seattle's record of 137.6.



TOP CROWDS AT ARROWHEAD

(Regular Season and Playoffs)

Date	Opponent	Attendance
Oct. 2, 2000	Seattle	82,893*
Nov. 5, 1972	Oakland	82,094
Sept. 11, 1994	San Francisco	79,907
Sept. 17, 1972	Miami	79,829
Nov. 23, 2006	Denver	79,484
Sept. 22, 1996	Denver	79,439
Oct. 26, 1998	Pittsburgh	79,431
Oct. 9, 1995	San Diego	79,288
Sept. 8, 1996	Oakland	79,281
Nov. 10, 1996	Green Bay	79,281
Oct. 7, 1996	Pittsburgh	79,189
Jan. 11, 2004	Indianapolis	79,159

THE ARROWHEAD ADVANTAGE

"The fans, they're phenomenal. 142.2 decibels, I never thought I would be fired up (for) decibel levels but I'm fired up for them. My ears are still ringing, I mean it was loud, loud down there. Like incredibly loud."

- Chiefs Head Coach Andy Reid

"I think these fans are special fans and they proved it tonight again. They're the best in the country. This doesn't happen anywhere else like this and I think they're feeding off, the whole town is feeding off it a little bit."

- QB Alex Smith

"It's a great feeling (playing at Arrowhead). On 3rd-and-long when you hear the crowd and you see the opposing quarterback yelling, trying to change the play and struggling to communicate with the offensive linemen. That's a great feeling because you know your percentage of getting a sack just went up. I love playing in front of our fans."

- LB Justin Houston



2017 FINAL STANDINGS

AFC East												
Team	W	L	T	PCT	PF	PA	Home	Road	AFC	NFC	DIV	Streak
New England	9	2	0	.818	325	220	4-2-0	5-0-0	6-1-0	3-1-0	2-0-0	Won 7
Buffalo	6	5	0	.545	224	260	4-1-0	2-4-0	4-3-0	2-2-0	1-1-0	Won 1
New York Jets	4	7	0	.364	228	257	3-3-0	1-4-0	4-4-0	0-3-0	2-3-0	Lost 2
Miami	4	7	0	.364	174	289	2-3-0	2-4-0	3-4-0	1-3-0	1-2-0	Lost 5

AFC North												
Team	W	L	T	PCT	PF	PA	Home	Road	AFC	NFC	DIV	Streak
Pittsburgh	9	2	0	.818	258	193	4-1-0	5-1-0	6-1-0	3-1-0	3-0-0	Won 6
Baltimore	6	5	0	.545	236	187	3-2-0	3-3-0	5-3-0	1-2-0	2-1-0	Won 2
Cincinnati	5	6	0	.455	199	215	3-2-0	2-4-0	5-5-0	0-1-0	2-2-0	Won 2
Cleveland	0	11	0	.000	166	289	0-6-0	0-5-0	0-9-0	0-2-0	0-4-0	Lost 11

AFC South												
Team	W	L	T	PCT	PF	PA	Home	Road	AFC	NFC	DIV	Streak
Tennessee	7	4	0	.636	242	269	4-1-0	3-3-0	6-4-0	1-0-0	3-1-0	Won 1
Jacksonville	7	4	0	.636	269	168	3-2-0	4-2-0	7-2-0	0-2-0	2-1-0	Lost 1
Houston	4	7	0	.364	283	285	3-3-0	1-4-0	3-5-0	1-2-0	1-2-0	Lost 1
Indianapolis	3	8	0	.273	195	300	2-4-0	1-4-0	2-5-0	1-3-0	1-3-0	Lost 2

AFC West												
Team	W	L	T	PCT	PF	PA	Home	Road	AFC	NFC	DIV	Streak
Kansas City	6	5	0	.545	272	236	3-2-0	3-3-0	4-3-0	2-2-0	2-1-0	Lost 3
L.A. Chargers	5	6	0	.455	249	202	2-3-0	3-3-0	3-5-0	2-1-0	2-2-0	Won 2
Oakland	5	6	0	.455	225	261	3-3-0	2-3-0	5-5-0	0-1-0	2-2-0	Won 1
Denver	3	8	0	.273	197	280	3-3-0	0-5-0	2-6-0	1-2-0	2-3-0	Lost 7

NFC East												
Team	W	L	T	PCT	PF	PA	Home	Road	NFC	AFC	DIV	Streak
Philadelphia	10	1	0	.909	351	191	6-0-0	4-1-0	8-0-0	2-1-0	4-0-0	Won 9
Dallas	5	6	0	.455	248	270	2-4-0	3-2-0	4-4-0	1-2-0	2-1-0	Lost 3
Washington	5	6	0	.455	258	276	3-3-0	2-3-0	4-5-0	1-1-0	1-3-0	Won 1
New York Giants	2	9	0	.182	172	267	1-4-0	1-5-0	0-8-0	2-1-0	0-3-0	Lost 1

NFC North												
Team	W	L	T	PCT	PF	PA	Home	Road	NFC	AFC	DIV	Streak
Minnesota	9	2	0	.818	271	195	5-1-0	4-1-0	7-1-0	2-1-0	3-1-0	Won 7
Detroit	6	5	0	.545	294	264	2-4-0	4-1-0	5-4-0	1-1-0	3-1-0	Lost 1
Green Bay	5	6	0	.455	232	261	3-3-0	2-3-0	4-4-0	1-2-0	2-2-0	Lost 2
Chicago	3	8	0	.273	177	252	2-4-0	1-4-0	1-8-0	2-0-0	0-4-0	Lost 4

NFC South												
Team	W	L	T	PCT	PF	PA	Home	Road	NFC	AFC	DIV	Streak
New Orleans	8	3	0	.727	322	222	4-1-0	4-2-0	6-2-0	2-1-0	2-0-0	Lost 1
Carolina	8	3	0	.727	248	207	3-2-0	5-1-0	4-3-0	4-0-0	2-1-0	Won 4
Atlanta	7	4	0	.636	265	230	3-2-0	4-2-0	6-1-0	1-3-0	1-1-0	Won 3
Tampa Bay	4	7	0	.364	223	262	3-2-0	1-5-0	2-5-0	2-2-0	0-3-0	Lost 1

NFC West												
Team	W	L	T	PCT	PF	PA	Home	Road	NFC	AFC	DIV	Streak
L.A. Rams	8	3	0	.727	329	206	4-2-0	4-1-0	5-3-0	3-0-0	2-1-0	Won 1
Seattle	7	4	0	.636	266	212	3-2-0	4-2-0	5-3-0	2-1-0	4-0-0	Won 1
Arizona	5	6	0	.455	203	278	3-2-0	2-4-0	3-5-0	2-1-0	2-2-0	Won 1
San Francisco	1	10	0	.091	187	284	1-5-0	0-5-0	1-9-0	0-1-0	0-5-0	Lost 1



CHIEFS

CUMULATIVE STATS & GAME SUMMARIES

THIS IS CHIEFS KINGDOM

NEW YORK JETS / WEEK 12 / THROUGH SUNDAY, NOVEMBER 26, 2017

								No.	Yds	Avg	Long	TD						
WON 4, LOST 7						* RUSHING												
09/10	L 12-21	at Buffalo	68,751	Powell	102	454	4.5	75t	2									
09/17	L 20-45	at Oakland	54,729	McGuire	74	280	3.8	69t	1									
09/24	W 20- 6	Miami	77,562	Forte	67	267	4.0	20	2									
10/01	W 23-20 OT	Jacksonville	77,562	McCown	28	98	3.5	22	3									
10/08	W 17-14	at Cleveland	62,032	Stewart	4	22	5.5	11	0									
10/15	L 17-24	New England	77,562	Cadet	1	3	3.0	3	0									
10/22	L 28-31	at Miami	65,025	Anderson	1	1	1.0	1	0									
10/29	L 20-25	Atlanta	77,562	L. Thomas	1	0	0.0	0	0									
11/02	W 34-21	Buffalo	77,562	TEAM	278	1125	4.0	75t	8									
11/12	L 10-15	at Tampa Bay	57,911	OPPONENTS	324	1324	4.1	52t	8									
11/26	L 27-35	Carolina	77,562	* RECEIVING														
12/03 Kansas City								No.	Yds	Avg	Long	TD						
12/10 at Denver								42	520	12.4	44	5						
12/17 at New Orleans								41	714	17.4	69t	7						
12/24 L.A. Chargers								41	315	7.7	28	3						
12/31 at New England								29	222	7.7	34	0						
NY-J Opp.								22	217	9.9	31t	1						
TOTAL FIRST DOWNS				187	223			20	158	7.9	31	0						
Rushing				46	57			11	113	10.3	22	0						
Passing				117	128			6	111	18.5	34	1						
Penalty				24	38			5	36	7.2	24	0						
3rd Down: Made/Att				57/154	60/156			5	36	7.2	15	0						
3rd Down Pct.				37.0	38.5			4	38	9.5	21	0						
4th Down: Made/Att				5/8	2/7			3	33	11.0	17	0						
4th Down Pct.				62.5	28.6			3	26	8.7	13	0						
POSSESSION AVG.				30:02	29:58			1	31	31.0	31	0						
TOTAL NET YARDS				3460	3768			1	8	8.0	8	0						
Avg. Per Game				314.5	342.5			1	8	8.0	8	0						
Total Plays				663	724			1	3	3.0	3	0						
Avg. Per Play				5.2	5.2			1	-1	-1.0	-1	0						
NET YARDS RUSHING				1125	1324			236	2580	10.9	69t	17						
Avg. Per Game				102.3	120.4			224	2572	11.5	53	20						
Total Rushes				278	324					No.	Yds	Avg	Long	TD				
NET YARDS PASSING				2335	2444			2	44	22.0	32	0						
Avg. Per Game				212.3	222.2			2	13	6.5	13	0						
Sacked/Yards Lost				35/245	22/128			1	48	48.0	48	0						
Gross Yards				2580	2572			1	28	28.0	28	0						
Att./Completions				350/236	378/224			1	9	9.0	9	0						
Completion Pct.				67.4	59.3			1	3	3.0	3	0						
Had Intercepted				8	10			1	0	0.0	0	0						
PUNTS/AVERAGE				61/47.2	59/45.6			1	0	0.0	0	0						
NET PUNTING AVG.				61/41.0	59/41.9			10	145	14.5	48	0						
PENALTIES/YARDS				88/807	83/709			8	50	6.3	28	0						
FUMBLES/BALL LOST				21/9	16/7					No.	Yds	Avg	Net	TB	In	Lg	B	
TOUCHDOWNS				25	31					61	2879	47.2	41.0	3	23	70	0	
Rushing				8	8					61	2879	47.2	41.0	3	23	70	0	
Passing				17	20					59	2693	45.6	41.9	4	18	65	0	
Returns				0	3													
* SCORE BY PERIODS				Q1	Q2	Q3	Q4	OT	PTS									
TEAM				45	69	64	47	3	228	Kerley	16	9	85	5.3	15	0		
OPPONENTS				34	67	43	113	0	257	Natson	5	1	5	1.0	17	0		
* SCORING				TD-Ru-Pa-Rt	K-PAT	FG	S	PTS										
Catanzaro				0	0	0	0	24/24	18/22	0	78	TEAM	27	15	138	5.1	25	0
Anderson				7	0	7	0	0	42	OPPONENTS	31	15	316	10.2	60t	1		
Kearse				5	0	5	0	0	30	* KICKOFF RETURNS								
McCown				3	3	0	0	0	18	Stewart	9	173	19.2	32	0			
Seferian-Jenkin				3	0	3	0	0	18	Natson	5	106	21.2	32	0			
Forte				2	2	0	0	0	12	McGuire	3	67	22.3	24	0			
Powell				2	2	0	0	0	12	Raymond	3	85	28.3	40	0			
Kerley				1	0	1	0	0	6	Bass	1	10	10.0	10	0			
McGuire				1	1	0	0	0	6	Bass	1	10	10.0	10	0			
Tomlinson				1	0	1	0	0	6	Jenkins	1	7	7.0	7	0			
TEAM				25	8	17	0	24/24	18/22	0	228	TEAM	22	448	20.4	40	0	
OPPONENTS				31	8	20	3	24/26	15/20	0	257	OPPONENTS	14	316	22.6	31	0	
2-Pt Conv: TM 0-1, OPP 1-5																		
SACKS: Davis 4.5, Lee 3, Adams 2, Bass LG 2, Catanzaro																		
Bass TM 2, Jenkins 2, Wilkerson 2,																		
Martin 1.5, McLendon 1.5, L. Williams 1.5,																		
Ealy 1, Skrine 1, Cooper LG 0.5, TM 22,																		
OPP 35																		
FUM/LOST: McCown 10/3, Kerley 3/2,																		
Raymond(TM) 3/1, Kearse 1/0, McGuire 1/1,																		
Natson 1/0, Powell 1/1,																		
Seferian-Jenkins 1/1																		
* PASSING				Att	Cmp	Yds	Cmp%	Yds/Att	TD	TD%	Int	Int%	Long	Sack/Lost	Rating			
McCown				349	235	2549	67.3	7.30	17	4.9	8	2.3	69t	35/ 245	95.3			
Edwards				1	1	31	100.0	31.00	0	0.0	0	0.0	31	0/ 0	118.8			
TEAM				350	236	2580	67.4	7.37	17	4.9	8	2.3	69t	35/ 245	95.7			
OPPONENTS				378	224	2572	59.3	6.80	20	5.3	10	2.6	53	22/ 128	86.4			

Defensive Stats

2017 REGULAR SEASON KANSAS CITY CHIEFS DEFENSIVE STATS (THROUGH WEEK 12)

POS.	PLAYER	SOLO	ASST.	TOTAL	TFL	SACKS/YDS.	PR	FR	FF	INT/YDS.	PD
S	Sorensen, Daniel	56	16	72	4	1.5/14	9	0	0	1/3	4
DB	Parker, Ron	47	7	54	0	0.0/0	0	0	0	1/0	2
LB	Houston, Justin	43	10	53	17	9.5/51	19	1	0	0/0	5
LB	Johnson, Derrick	34	19	53	6	0.0/0	0	1	0	0/0	5
CB	Mitchell, Terrance	39	5	44	0	0.0/0	0	0	0	2/0	13
DT	Logan, Bennie	27	16	43	6	2.5/19	4	0	0	0/0	2
CB	Peters, Marcus	32	4	36	1	0.0/0	0	1	2	3/63	5
DL	Bailey, Allen	18	14	32	5	2.0/8	1	0	0	0/0	0
LB	Zombo, Frank	17	13	30	3	1.5/8	5	0	0	0/0	0
CB	Gaines, Phillip	23	6	29	2	0.0/0	0	0	0	0/0	4
DB	Murray, Eric	26	3	29	1	0.0/0	0	0	0	0/0	6
LB	Ragland, Reggie	23	6	29	4	0.0/0	0	0	0	0/0	0
DL	Jones, Chris	15	9	24	3	3.5/16	8	0	3	1/-3	6
LB	Pierre-Louis, Kevin	16	7	23	1	0.0/0	0	0	0	0/0	0
DB	Nelson, Steven	17	2	19	0	0.0/0	0	0	0	0/0	3
DL	Nunez-Roches, Rakeem	10	8	18	0	0.5/1	1	0	0	0/0	0
LB	Ford, Dee	10	3	13	3	2.0/16	7	0	1	0/0	1
CB	Acker, Kenneth	11	1	12	0	0.0/0	0	0	0	1/9	1
S	Berry, Eric	4	3	7	1	0.0/0	0	0	0	0/0	0
LB	Wilson, Ramik	7	0	7	3	0.0/0	0	0	0	0/0	0
DT	Miller, Roy	2	4	6	1	0.0/0	0	0	0	0/0	2
DL	Jenkins, Jarvis	3	1	4	0	0.0/0	0	0	0	0/0	0
LB	Kpassagnon, Tanoh	0	2	2	0	0.0/0	0	0	0	0/0	0
OLB	Hali, Tamba	1	0	1	0	0.0/0	0	0	0	0/0	0
DT	Thomas, Cam	1	0	1	0	0.0/0	0	0	0	0/0	1
TOTALS		482	159	641	61	23.0/132	54	3	6	9/72	60

2017 REGULAR SEASON CHIEFS SPECIAL TEAMS STATS

POS.	PLAYER	TKIS.	ASST.	TOTAL
LB	Pierre-Louis, Kevin	6	0	6
DB	Murray, Eric	4	1	5
LB	Zombo, Frank	5	0	5
WR	Chesson, Jehu	4	0	4
RB	Hunt, Akeem	4	0	4
LB	Smith, Terrance	3	0	3
CB	Acker, Kenneth	1	1	2
LB	Eligwe, Ukeme	2	0	2
TE	Harris, Demetrius	1	1	2
WR	Thomas, De'Anthony	1	1	2
LS	Winchester, James	2	0	2
P	Colquitt, Dustin	1	0	1
FB	Sherman, Anthony	1	0	1
S	Sorensen, Daniel	1	0	1
S	Terrell, Steven	1	0	1
LB	Wilson, Ramik	0	1	1
TOTALS		37	5	42

DEFENSIVE SCORES

INT (0) FR (2)

(:04) (Shotgun) K.Cousins pass short right to J.Crowder to WAS 18 for -7 yards. FUMBLES, touched at WAS 18, recovered by WAS-J.Reed at WAS 17. J.Reed to WAS 15 for -2 yards. Lateral to C.Thompson to WAS 15 for no gain (M.Peters). FUMBLES (M.Peters), RECOVERED by KC-J.Houston at WAS 13. J.Houston for 13 yards.**vs.WAS (10/02/17)**
(9:41) (Shotgun) J.Charles right guard to KC 46 for 5 yards (M.Peters). FUMBLES (M.Peters), RECOVERED by KC-M.Peters at DEN 45. M.Peters for 45 yards. PENALTY on KC-M.Peters, Unsportsmanlike Conduct, 15 yards, enforced between downs.**vs.DEN (10/30/17)**

Safety (0)

SPECIAL TEAMS BIG PLAYS

FR (2) (1:21) D.Colquitt punts 51 yards to PHI 10, Center-J.Winchester. D.Sproles to PHI 20 for 10 yards (J.Winchester). FUMBLES (J.Winchester), RECOVERED by KC-A.Sherman at PHI 24. A.Sherman to PHI 24 for no gain (M.Kendricks).**vs.PHI (09/17/17)**
(13:38) D.Colquitt punts 47 yards to DEN 17, Center-J.Winchester. I.McKenzie MUFFS catch, RECOVERED by KC-D.Thomas at DEN 16. D.Thomas to DEN 16 for no gain (I.McKenzie).**vs.DEN (10/30/17)**
TD (1) (7:41) S.Lechler punts 52 yards to KC 18, Center-J.Weeks. T.Hill for 82 yards.**at HOU (10/08/17)**

Regular Season defensive and special teams statistics are based on press box statistics.

Game Summaries



GAME 1

Chiefs 42, Patriots 27

September 7, 2017 • Gillette Stadium • 65,878



Kansas City Chiefs 7 7 7 21 — 42
New England Patriots 7 10 10 0 — 27

- NE** — M.Gillislee 2 yd. run (S.Gostkowski kick) (9-73, 2:52)
- KC** — D.Harris 7 yd. pass from A.Smith (C.Santos kick) (12-90, 6:22)
- NE** — S.Gostkowski 25 yd. Field Goal (8-67, 3:07)
- NE** — M.Gillislee 2 yd. run (S.Gostkowski kick) (11-82, 5:50)
- KC** — K.Hunt 3 yd. pass from A.Smith (C.Santos kick) (12-92, 2:34)
- KC** — T.Hill 75 yd. pass from A.Smith (C.Santos kick) (1-75, 0:09)
- NE** — M.Gillislee 1 yd. run (S.Gostkowski kick) (3-54, 1:21)
- NE** — S.Gostkowski 32 yd. Field Goal (7-58, 2:41)
- KC** — K.Hunt 78 yd. pass from A.Smith (C.Santos kick) (3-90, 1:02)
- KC** — K.Hunt 4 yd. run (C.Santos kick) (7-60, 3:41)
- KC** — C.West 21 yd. run (C.Santos kick) (2-79, 0:15)

Team Statistics	Chiefs	Patriots
First Downs	26	25
Total Net Yards	537	371
Rushes/Net Yards	27/185	35/124
Net Passing	352	247
Pass Attempts/Completions	35/28	36/16
Had Intercepted	0	0
Sacked/Yards Lost	3/16	3/20
Punts/Average	6/43.7	6/40.3
Penalties/Yards	15/139	6/55
Fumbles/Lost	2/1	1/0
Possession Time	30:14	29:46

RUSHING

- KC** — K. Hunt 17-148, TD; C. West 1-21, TD; T. Hill 2-5; T. Kelce 1-4; D. Thomas 1-4; A. Smith 5-3
- NE** — M. Gillislee 15-45, 3 TDs; J. White 10-38; C. Hogan 3-17; R. Burkhead 3-15; D. Lewis 2-9; T. Brady 2-(0)

RECEIVING

- KC** — T. Hill 7-133, TD; K. Hunt 5-98, 2 TDs; C. Conley 2-43; T. Kelce 5-40; A. Wilson 5-37; D. Harris 2-15, TD; C. West 1-4; D. Thomas 1-(2)
- NE** — D. Amendola 6-100; B. Cooks 3-88; R. Gronkowski 2-33; J. White 3-30; R. Burkhead 1-8; C. Hogan 1-8

PASSING

- KC** — A. Smith 35-28-368, 4 TDs, 0 INT
- NE** — T. Brady 36-16-267, 0 TDs, 0 INT

INTERCEPTIONS

- KC** — None
- NE** — None

SACKS

- KC** — J. Houston 2.0; A. Bailey 1.0
- NE** — T. Flowers 2.0; D. Wise 1.0

FIELD GOALS

- KC** — None
- NE** — S. Gostkowski(25) (32)



GAME 2

Chiefs 27, Eagles 20

September 17, 2017 • Arrowhead Stadium • 74,971



Philadelphia Eagles 3 0 7 10 — 20
Kansas City Chiefs 3 3 7 14 — 27

- KC** — C.Santos 34 yd. Field Goal (8-73, 3:38)
- PHI** — J.Elliott 34 yd. Field Goal (11-58, 6:54)
- KC** — C.Santos 39 yd. Field Goal (4-3, 0:49)
- PHI** — A.Jeffery 16 yd. pass from C.Wentz (J.Elliott kick) (7-81, 4:20)
- KC** — K.Hunt 53 yd. run (C.Santos kick) (5-83, 2:48)
- PHI** — J.Elliott 40 yd. Field Goal (10-44, 4:23)
- KC** — T.Kelce 15 yd. pass from A.Smith (C.Santos kick) (5-31, 2:51)
- KC** — K.Hunt 2 yd. run (C.Santos kick) (6-56, 3:13)
- PHI** — N.Agholor 9 yd. pass from C.Wentz (J.Elliott kick) (13-75, 2:06)

Team Statistics	Eagles Chiefs	
First Downs	27	16
Total Net Yards	406	344
Rushes/Net Yards	17/107	19/112
Net Passing	299	232
Pass Attempts/Completions	46/25	28/21
Had Intercepted	1	0
Sacked/Yards Lost	6/34	4/19
Punts/Average	4/42.3	5/45.4
Penalties/Yards	4/30	5/40
Fumbles/Lost	3/1	0/0
Possession Time	30:49	29:11

RUSHING

- KC** — K. Hunt 13-81, 2 TDs; A. Smith 4-21; T. Hill 1-6; A. Wilson 1-4
- PHI** — C. Wentz 4-55; D. Sproles 10-48; W. Smallwood 3-4

RECEIVING

- KC** — T. Kelce 8-103, TD; C. Conley 4-55; T. Hill 4-43; K. Hunt 3-28; A. Wilson 2-22
- PHI** — Z. Ertz 5-97; A. Jeffery 7-92, TD; T. Smith 4-66; M. Hollins 3-32; D. Sproles 2-30; T. Burton 1-10; N. Agholor 1-9, TD; L. Blount 1-(0); W. Smallwood 1-(-3)

PASSING

- KC** — A. Smith 28-21-251, TD, 0 INT
- PHI** — C. Wentz 46-25-333, 2 TDs, 1 INT

INTERCEPTIONS

- KC** — C. Jones 1
- PHI** — None

SACKS

- KC** — C. Jones 3.0; D. Ford 1.0; J. Houston 1.0; B. Logan 1.0
- PHI** — F. Cox 1.0; M. Kendricks 1.0; C. Long 1.0; B. Graham 0.5; T. Jernigan 0.5

FIELD GOALS

- KC** — C. Santos(34) (39)
- PHI** — J. Elliott(34) (40) 30WL



GAME 3

Chiefs 24, Chargers 10

September 24, 2017 • StubHub Center • 25,386



Kansas City Chiefs 14 3 0 7 — 24
Los Angeles Chargers 7 3 0 0 — 10

- KC** — T.Hill 30 yd. pass from A.Smith (C.Santos kick) (4-43, 1:56)
- KC** — A.Wilson 6 yd. pass from A.Smith (C.Santos kick) (4-34, 2:11)
- LAC** — M.Gordon 11 yd. run (Y.Koo kick) (9-89, 5:28)
- KC** — C.Santos 34 yd. Field Goal (9-37, 6:09)
- LAC** — Y.Koo 29 yd. Field Goal (13-64, 4:30)
- KC** — K.Hunt 69 yd. run (C.Santos kick) (4-80, 1:16)

Team Statistics	Chiefs Chargers	
First Downs	16	24
Total Net Yards	311	330
Rushes/Net Yards	25/189	26/104
Net Passing	122	226
Pass Attempts/Completions	21/16	40/20
Had Intercepted	0	3
Sacked/Yards Lost	5/33	2/11
Punts/Average	5/49.8	5/50.0
Penalties/Yards	13/122	8/61
Fumbles/Lost	2/0	0/0
Possession Time	30:26	29:34

RUSHING

- KC** — K. Hunt 17-172, TD; T. Hill 3-13; A. Smith 2-9; C. West 2-(-1); A. Wilson 1-(-4)
- LAC** — M. Gordon 17-79, TD; B. Oliver 8-16; T. Benjamin 1-9

RECEIVING

- KC** — T. Hill 5-77, TD; A. Wilson 3-18, TD; C. West 2-14; D. Thomas 1-14; K. Hunt 1-11; A. Sherman 1-11; D. Robinson 2-9; T. Kelce 1-1
- LAC** — T. Benjamin 5-105; K. Allen 5-61; A. Gates 2-30; B. Oliver 4-18; T. Williams 2-15; A. Ekeler 1-6; D. Inman 1-2

PASSING

- KC** — A. Smith 21-16-155, 2 TDs, 0 INT
- LAC** — P. Rivers 40-20-237, 0 TDs, 3 INT

INTERCEPTIONS

- KC** — T. Mitchell 2; M. Peters 1
- LAC** — None

SACKS

- KC** — A. Bailey 1.0; J. Houston 1.0
- LAC** — M. Ingram 3.0; J. Bosa 1.0; C. McCain 1.0

FIELD GOALS

- KC** — C. Santos(34)
- LAC** — Y. Koo(29)



GAME 4

Chiefs 29, Redskins 20

October 2, 2017 • Arrowhead Stadium • 74,587



Washington Redskins	10	0	7	3	- 20
Kansas City Chiefs	0	7	10	12	- 29

- WAS** — T.Pryor 44 yd. pass from K.Cousins (D.Hopkins kick) (6-75, 3:08)
- WAS** — D.Hopkins 19 yd. Field Goal (14-50, 7:39)
- KC** — T.Kelce 17 yd. pass from A.Smith (H.Butker kick) (7-73, 3:07)
- KC** — A.Smith 1 yd. run (H.Butker kick) (10-79, 5:40)
- WAS** — R.Grant 3 yd. pass from K.Cousins (D.Hopkins kick) (3-75, 1:38)
- KC** — H.Butker 26 yd. Field Goal (13-68, 7:41)
- KC** — H.Butker 32 yd. Field Goal (14-66, 8:10)
- WAS** — D.Hopkins 40 yd. Field Goal (10-53, 4:04)
- KC** — H.Butker 43 yd. Field Goal (6-50, 0:43)
- KC** — J.Houston 13 yd. fumble return (run failed)

Team Statistics	Redskins Chiefs	
First Downs	15	29
Total Net Yards	331	429
Rushes/Net Yards	26/111	31/168
Net Passing	220	261
Pass	37/27	
Attempts/Completions	24/14	"
Had Intercepted	0	0
Sacked/Yards Lost	0/0	4/32
Punts/Average	4/42.3	3/35.0
Penalties/Yards	7/44	3/15
Fumbles/Lost	3/1	2/0
Possession Time	22:51	37:09

RUSHING

- KC** — K. Hunt 21-101; A. Smith 7-56, TD; A. Wilson 1-6; T. Kelce 1-3; C. West 1-2
- WAS** — K. Cousins 7-38; S. Perine 6-27; R. Kelley 7-23; C. Thompson 6-23

RECEIVING

- KC** — T. Kelce 7-111, TD; A. Wilson 4-63; T. Hill 5-35; C. West 5-33; C. Conley 2-31; K. Hunt 4-20
- WAS** — V. Davis 2-89; T. Pryor 3-70, TD; J. Doctson 2-27; J. Reed 3-21; R. Grant 2-16, TD; C. Thompson 1-4; J. Crowder 1-(-7)

PASSING

- KC** — A. Smith 37-27-293, TD, 0 INT
- WAS** — K. Cousins 24-14-220, 2 TDs, 0 INT

INTERCEPTIONS

- KC** — None
- WAS** — None

SACKS

- KC** — None
- WAS** — M. Ioannidis 1.0; T. McClain 1.0; P. Smith 1.0; E. Hood 0.5; D. Swearingen 0.5

FIELD GOALS

- KC** — H. Butker 46WL (26) (32) (43)
- WAS** — D. Hopkins (19) (40)



GAME 5

Chiefs 42, Texans 34

October 8, 2017 • NRG Stadium • 71,835



Kansas City Chiefs	3 20 0 19	— 42
Houston Texans	0 7 6 21	— 34

- KC** — H.Butker 35 yd. Field Goal (15-64, 8:07)
- KC** — H.Butker 42 yd. Field Goal (11-65, 6:26)
- KC** — C.West 8 yd. pass from A.Smith (H.Butker kick) (9-62, 4:52)
- KC** — H.Butker 41 yd. Field Goal (4-3, 0:55)
- HOU** — D.Hopkins 6 yd. pass from D.Watson (K.Fairbairn kick) (8-75, 2:28)
- KC** — C.West 4 yd. pass from A.Smith (H.Butker kick) (7-75, 1:15)
- HOU** — W.Fuller V 9 yd. pass from D.Watson (pass failed) (7-78, 3:58)
- KC** — H.Butker 35 yd. Field Goal (10-58, 4:19)
- HOU** — W.Fuller V 48 yd. pass from D.Watson (K.Fairbairn kick) (5-70, 2:01)
- KC** — D.Thomas 10 yd. pass from A.Smith (pass failed) (6-70, 3:03)
- KC** — T.Hill 82 yd. punt return (H.Butker kick)
- HOU** — D.Hopkins 34 yd. pass from D.Watson (pass failed) (3-37, 0:24)
- KC** — H.Butker 49 yd. Field Goal (4-5, 1:49)
- HOU** — D.Hopkins 1 yd. pass from D.Watson (D.Watson run) (7-75, 1:08)

Team Statistics	Chiefs	Texans
First Downs	29	20
Total Net Yards	450	392
Rushes/Net Yards	35/127	23/144
Net Passing	323	248
Pass		31/16
Attempts/Completions	37/29	
Had Intercepted	0	0
Sacked/Yards Lost	1/1	3/13
Punts/Average	2/43.0	5/48.0
Penalties/Yards	6/64	7/59
Fumbles/Lost	1/0	1/1
Possession Time	38:17	21:43

RUSHING

- KC** — K. Hunt 29-107; A. Smith 5-19; C. West 1-1
- HOU** — L. Miller 15-74; D. Foreman 4-34; D. Watson 3-31; W. Fuller 1-5

RECEIVING

- KC** — T. Kelce 8-98; T. Hill 4-68; C. Conley 3-46; R. Travis 2-26; D. Harris 3-21; A. Wilson 2-18; D. Robinson 1-16; C. West 2-12, 2 TDs; D. Thomas 1-10, TD; K. Hunt 3-9
- HOU** — S. Anderson 2-63; W. Fuller 2-57, 2 TDs; D. Hopkins 4-52, 3 TDs; B. Ellington 2-30; R. Griffin 2-22; C. Thompson 1-19; L. Miller 2-15; D. Foreman 1-3

PASSING

- KC** — A. Smith 37-29-324, 3 TDs, 0 INT
- HOU** — D. Watson 31-16-261, 5 TDs, 0 INT

INTERCEPTIONS

- KC** — None
- HOU** — None

SACKS

- KC** — J. Houston 1.5; C. Jones 0.5; D. Sorensen 0.5; F. Zombo 0.5
- HOU** — J. Heath 1.0

FIELD GOALS

- KC** — H. Butker(35) (42) (41) (35) (49)
- HOU** — None



GAME 6

Steelers 19, Chiefs 13

October 15, 2017 • Arrowhead Stadium • 76,994



Pittsburgh Steelers	2 10 0 7	- 19
Kansas City Chiefs	3 0 0 10	- 13

- PIT** — Z.Fulton fumble out of bounds in end zone for a Safety
- KC** — H.Butker 46 yd. Field Goal (4-4, 1:29)
- PIT** — L.Bell 3 yd. run (C.Boswell kick) (12-75, 6:25)
- PIT** — C.Boswell 24 yd. Field Goal (12-93, 6:43)
- KC** — D.Thomas 57 yd. pass from A.Smith (H.Butker kick) (8-82, 2:50)
- PIT** — A.Brown 51 yd. pass from B.Roethlisberger (C.Boswell kick) (5-75, 2:49)
- KC** — H.Butker 33 yd. Field Goal (6-52, 1:07)

Team Statistics	Steelers	Chiefs
First Downs	23	12
Total Net Yards	439	251
Rushes/Net Yards	37/194	15/28
Net Passing	245	223
Pass		34/19
Attempts/Completions	25/17	
Had Intercepted	1	0
Sacked/Yards Lost	1/7	3/23
Punts/Average	5/41.4	4/47.5
Penalties/Yards	6/57	7/48
Fumbles/Lost	1/0	1/0
Possession Time	36:39	23:21

RUSHING

- KC** — K. Hunt 9-21; A. Smith 4-13; A. Hunt 1-3; T. Hill 1-(-9)
- PIT** — L. Bell 32-179, TD; J. Conner 2-14; T. Watson 1-3; B. Roethlisberger 2-(-2)

RECEIVING

- KC** — K. Hunt 5-89; D. Thomas 3-61, TD; T. Kelce 4-37; T. Hill 5-34; D. Robinson 1-16; C. West 1-9
- PIT** — A. Brown 8-155, TD; J. Smith-Schuster 3-32; M. Bryant 2-27; V. McDonald 1-26; L. Bell 3-12

PASSING

- KC** — A. Smith 34-19-246, TD, 0 INT
- PIT** — B. Roethlisberger 25-17-252, TD, 1 INT

INTERCEPTIONS

- KC** — M. Peters 1
- PIT** — None

SACKS

- KC** — D. Ford 1.0
- PIT** — V. Williams 2.0; J. Harrison 1.0

FIELD GOALS

- KC** — H. Butker(46) (33)
- PIT** — C. Boswell(24)



GAME 7

Raiders 31, Chiefs 30

October 19, 2017 • O.co Coliseum • 55,090



Kansas City Chiefs	10	10	10	0	- 30
Oakland Raiders	14	0	7	10	- 31

- KC** — H.Butker 53 yd. Field Goal (10-40, 4:46)
- OAK** — A.Cooper 38 yd. pass from D.Carr (G.Tavecchio kick) (4-75, 2:03)
- KC** — T.Kelce 10 yd. pass from A.Smith (H.Butker kick) (7-82, 3:54)
- OAK** — A.Cooper 45 yd. pass from D.Carr (G.Tavecchio kick) (8-75, 3:37)
- KC** — T.Hill 64 yd. pass from A.Smith (H.Butker kick) (3-99, 1:32)
- KC** — H.Butker 39 yd. Field Goal (10-36, 3:45)
- OAK** — D.Washington 4 yd. run (G.Tavecchio kick) (8-85, 4:15)
- KC** — A.Wilson 63 yd. pass from A.Smith (H.Butker kick) (6-75, 3:37)
- KC** — H.Butker 37 yd. Field Goal (11-55, 4:15)
- OAK** — G.Tavecchio 26 yd. Field Goal (12-67, 3:54)
- OAK** — M.Crabtree 2 yd. pass from D.Carr (G.Tavecchio kick) (11-85, 2:25)

Team Statistics	Chiefs	Raiders
First Downs	19	32
Total Net Yards	425	505
Rushes/Net Yards	23/94	21/88
Net Passing	331	417
Pass Attempts/Completions	36/25	52/29
Had Intercepted	0	0
Sacked/Yards Lost	1/11	0/0
Punts/Average	3/45.7	3/48.7
Penalties/Yards	8/108	10/97
Fumbles/Lost	1/0	0/0
Possession Time	30:36	29:24

RUSHING

- KC** — K. Hunt 18-87; T. Hill 2-7; C. Spiller 2-(0); A. Smith 1-(0)
- OAK** — D. Washington 9-33, TD; J. Richard 9-31; D. Carr 1-15; M. Lynch 2-9

RECEIVING

- KC** — T. Hill 6-125, TD; D. Robinson 5-69; A. Wilson 1-63, TD; T. Kelce 4-33, TD; K. Hunt 4-30; D. Harris 2-16; R. Travis 1-3; D. Thomas 1-2; A. Hunt 1-1
- OAK** — A. Cooper 11-210, 2 TDs; J. Cook 6-107; J. Richard 4-45; M. Crabtree 3-24, TD; S. Roberts 1-15; C. Patterson 1-9; D. Washington 3-7

PASSING

- KC** — A. Smith 36-25-342, 3 TDs, 0 INT
- OAK** — D. Carr 52-29-417, 3 TDs, 0 INT

INTERCEPTIONS

- KC** — None
- OAK** — None

SACKS

- KC** — None
- OAK** — D. Autry 0.5; K. Mack 0.5

FIELD GOALS

- KC** — H. Butker(53) (39) (37)
- OAK** — G. Tavecchio53B 45WL (26)



GAME 8

Chiefs 29, Broncos 19

October 30, 2017 • Arrowhead Stadium • 76,573



Denver Broncos 0 3 10 6 — 19
Kansas City Chiefs 14 3 3 9 — 29

- KC — M.Peters 45 yd. fumble return (H.Butker kick)
KC — T.Kelce 29 yd. pass from A.Smith (H.Butker kick) (5-68, 1:39)
DEN — B.McManus 27 yd. Field Goal (13-71, 7:07)
KC — H.Butker 25 yd. Field Goal (7-47, 4:05)
KC — H.Butker 32 yd. Field Goal (4-2, 0:54)
DEN — B.McManus 34 yd. Field Goal (9-60, 4:19)
DEN — D.Booker 6 yd. run (B.McManus kick) (10-80, 5:44)
KC — H.Butker 43 yd. Field Goal (8-50, 3:44)
KC — H.Butker 51 yd. Field Goal (6-15, 3:03)
KC — H.Butker 42 yd. Field Goal (4--2, 1:42)
DEN — A.Derby 11 yd. pass from T.Siemian (pass failed) (10-75, 2:46)

Team Statistics table with columns for Broncos and Chiefs, listing stats like First Downs, Total Net Yards, Rushes/Net Yards, Net Passing, Pass, Attempts/Completions, Had Intercepted, Sacked/Yards Lost, Punts/Average, Penalties/Yards, Fumbles/Lost, and Possession Time.

RUSHING

- KC — K. Hunt 22-46; A. Smith 4-33
DEN — C. Anderson 15-78; D. Booker 6-40, TD; J. Charles 8-39; T. Siemian 2-20

RECEIVING

- KC — T. Kelce 7-133, TD; T. Hill 2-38; K. Hunt 3-22; D. Robinson 1-5; C. West 1-4
DEN — D. Thomas 5-66; B. Fowler 2-35; A. Derby 2-21, TD; V. Green 1-16; C. Latimer 2-15; D. Booker 3-14; J. Heuerman 1-11; J. Taylor 1-8; C. Anderson 1-7; J. Charles 1-5

PASSING

- KC — A. Smith 31-14-202, TD, 0 INT; T. Hill 1-0-(0), 0 TDs, 1 INT
DEN — T. Siemian 36-19-198, TD, 3 INT

INTERCEPTIONS

- KC — K. Acker 1; R. Parker 1; M. Peters 1
DEN — D. Stewart 1

SACKS

- KC — J. Houston 2.0; B. Logan 0.5; R. Nunez-Roches 0.5
DEN — S. Barrett 1.0

FIELD GOALS

- KC — H. Butker(25) (32) (43) (51) (42)
DEN — B. McManus(27) (34)



GAME 9

Cowboys 28, Chiefs 17

November 5, 2017 • AT&T Stadium • 93,273



Kansas City Chiefs 0 10 7 0 - 17
Dallas Cowboys 7 7 7 7 - 28

- DAL - C.Beasley 6 yd. pass from D.Prescott (M.Nugent kick) (7-61, 3:58)
KC - H.Butker 38 yd. Field Goal (9-44, 5:08)
DAL - D.Prescott 10 yd. run (M.Nugent kick) (7-82, 1:31)
KC - T.Hill 56 yd. pass from A.Smith (H.Butker kick) (2-63, 0:13)
KC - T.Kelce 2 yd. pass from A.Smith (H.Butker kick) (9-62, 5:54)
DAL - E.Elliott 2 yd. run (M.Nugent kick) (12-75, 5:37)
DAL - C.Beasley 7 yd. pass from D.Prescott (M.Nugent kick) (13-87, 6:46)

Team Statistics Chiefs Cowboys
First Downs 17 24
Total Net Yards 323 375
Rushes/Net Yards 19/68 31/131
Net Passing 255 244
Pass 33/21
Attempts/Completions34/25''
Had Intercepted 1 0
Sacked/Yards Lost 2/8 1/5
Punts/Average 5/46.2 5/39.0
Penalties/Yards 8/52 5/65
Fumbles/Lost 0/0 0/0
Possession Time 28:43 31:17

- RUSHING
KC - K. Hunt 9-37; A. Smith 5-19; T. Hill 4-9; C. West 1-3
DAL - E. Elliott 27-93, TD; D. Prescott 3-27, TD; A. Morris 1-11

- RECEIVING
KC - T. Kelce 7-73, TD; T. Hill 2-64, TD; D. Thomas 3-41; C. West 5-30; K. Hunt 4-24; D. Robinson 2-18; J. Chesson 1-10; R. Travis 1-3
DAL - T. Williams 9-141; D. Bryant 6-73; C. Beasley 4-24, 2 TDs; B. Butler 1-6; J. Witten 1-5

- PASSING
KC - A. Smith 34-25-263, 2 TDs, 1 INT
DAL - D. Prescott 33-21-249, 2 TDs, 0 INT

- INTERCEPTIONS
KC - None
DAL - J. Heath 1

- SACKS
KC - F. Zombo 1.0
DAL - T. Charlton 1.0; D. Irving 1.0

- FIELD GOALS
KC - H. Butker(38)
DAL - None



GAME 10

Giants 12, Chiefs 9

November 19, 2017 • MetLife Stadium • 76,363



Kansas City Chiefs 0 3 0 6 0 - 9
New York Giants 0 6 0 3 3 - 12

- NYG - O.Darkwa 1 yd. run (kick failed, wr) (6-26, 2:17)
KC - H.Butker 31 yd. Field Goal (15-61, 9:17)
KC - H.Butker 31 yd. Field Goal (7-54, 3:05)
NYG - A.Rosas 26 yd. Field Goal (5-15, 0:29)
KC - H.Butker 23 yd. Field Goal (9-69, 1:37)
NYG - A.Rosas 23 yd. Field Goal (10-77, 4:00)

Team Statistics Chiefs Giants
First Downs 22 20
Total Net Yards 363 317
Rushes/Net Yards 29/134 32/112
Net Passing 229 205
Pass 36/19
Attempts/Completions41/27''
Had Intercepted 3 1
Sacked/Yards Lost 1/1 0/0
Punts/Average 5/43.0 6/45.3
Penalties/Yards 9/87 5/48
Fumbles/Lost 1/0 1/0
Possession Time 37:16 30:50

- RUSHING
KC - K. Hunt 18-73; A. Smith 5-27; T. Hill 1-16; C. West 4-15; A. Hunt 1-3
NYG - O. Darkwa 20-74, TD; W. Gallman 6-19; S. Vereen 2-13; E. Manning 2-5; N. Berhe 1-2; K. Raymond 1-(-1)

- RECEIVING
KC - T. Kelce 8-109; T. Hill 7-68; D. Thomas 2-11; A. Sherman 1-11; R. Travis 1-11; C. West 4-9; D. Robinson 1-7; K. Hunt 3-4
NYG - R. Lewis 3-55; T. King 3-48; T. Rudolph 3-34; O. Darkwa 2-16; S. Vereen 3-15; K. Raymond 1-12; E. Engram 1-9; R. Ellison 1-7; J. Adams 1-6; W. Gallman 1-3

- PASSING
KC - A. Smith 40-27-230, 0 TDs, 2 INT; T. Kelce 1-0-(0), 0 TDs, 1 INT
NYG - E. Manning 35-19-205, 0 TDs, 0 INT; S. Vereen 1-0-(0), 0 TDs, 1 INT

- INTERCEPTIONS
KC - D. Sorensen 1
NYG - L. Collins 1; D. Harrison 1; J. Jenkins 1

- SACKS
KC - None
NYG - D. Kennard 1.0

- FIELD GOALS
KC - H. Butker(31) (31) (23)
NYG - A. Rosas(26) (23)



GAME 11

Bills 16, Chiefs 10

November 26, 2017 • Arrowhead Stadium • 74,929



Buffalo Bills	7	6	3	0	- 16
Kansas City Chiefs	0	3	7	0	- 10

- BUF** — Z.Jones 11 yd. pass from T.Taylor (S.Hauschka kick) (9-58, 4:24)
- BUF** — S.Hauschka 34 yd. Field Goal (6-28, 2:50)
- KC** — H.Butker 45 yd. Field Goal (5-32, 1:46)
- BUF** — S.Hauschka 56 yd. Field Goal (8-38, 1:40)
- KC** — A.Wilson 19 yd. pass from A.Smith (H.Butker kick) (9-85, 5:41)
- BUF** — S.Hauschka 49 yd. Field Goal (5-44, 2:27)

Team Statistics	Bills	Chiefs
First Downs	17	14
Total Net Yards	268	236
Rushes/Net Yards	37/104	19/55
Net Passing	164	181
Pass Attempts/Completions	36/23	
.....	29/19	
Had Intercepted	0	1
Sacked/Yards Lost	2/19	2/18
Punts/Average	7/41.1	8/48.8
Penalties/Yards	6/50	6/50
Fumbles/Lost	1/0	0/0
Possession Time	33:18	26:42

RUSHING

- KC** — A. Smith 5-35; K. Hunt 11-17; T. Hill 2-13; A. Hunt 1-(-10)
- BUF** — L. McCoy 22-49; T. Cadet 6-28; T. Taylor 9-27

RECEIVING

- KC** — T. Hill 7-41; T. Kelce 3-39; A. Wilson 3-36, TD; D. Harris 2-33; D. Robinson 2-24; K. Hunt 1-9; C. West 3-7; A. Hunt 1-6; A. Sherman 1-4
- BUF** — C. Clay 4-60; Z. Jones 3-33, TD; L. McCoy 4-30; T. Cadet 3-21; N. O'Leary 2-18; J. Matthews 2-15; D. Thompson 1-6

PASSING

- KC** — A. Smith 36-23-199, TD, 1 INT
- BUF** — T. Taylor 29-19-183, TD, 0 INT

INTERCEPTIONS

- KC** — None
- BUF** — T. White 1

SACKS

- KC** — J. Houston 1.0; D. Sorensen 1.0
- BUF** — L. Alexander 1.0; C. Thornton 1.0

FIELD GOALS

- KC** — H. Butker(45)
- BUF** — S. Hauschka(34) (56) (49) 52WR



CHIEFS

ROSTER, DEPTH & TRANSACTIONS

THIS IS CHIEFS KINGDOM

2017 KANSAS CITY CHIEFS NUMERICAL ROSTER

(As of November 28, 2017)

NO.	NAME	POS.	HT.	WT.	AGE	EXP.	COLLEGE	HOW ACQ.	HOMETOWN
2	Dustin Colquitt	P	6-3	210	35	13	Tennessee	D3-05	Knoxville, Tenn.
7	Harrison Butker	K	6-4	205	22	R	Georgia Tech	FA-17	Decatur, Ga.
9	Tyler Bray	QB	6-6	215	25	5	Tennessee	CFA-13	Kingsburg, Calif.
10	Tyreek Hill	WR	5-10	185	23	2	West Alabama	D5b-16	Pearson, Ga.
11	Alex Smith	QB	6-4	217	33	13	Utah	T (SF)-13	La Mesa, Calif.
12	Albert Wilson	WR	5-9	200	25	4	Georgia State	CFA-14	Port St. Lucie, Fla.
13	De'Anthony Thomas	WR	5-8	176	24	4	Oregon	D4-14	Los Angeles, Calif.
14	Demarcus Robinson	WR	6-1	203	23	2	Florida	D4c-16	Fort Valley, Ga.
15	Patrick Mahomes	QB	6-3	230	22	R	Texas Tech	D1-17	Tyler, Texas
20	Steven Nelson	CB	5-11	194	24	3	Oregon State	D3b-15	Warner Robins, Ga.
21	Eric Murray	DB	5-11	199	23	2	Minnesota	D4b-16	Milwaukee, Wis.
22	Marcus Peters	CB	6-0	197	24	3	Washington	D1-15	Oakland, Calif.
23	Phillip Gaines	CB	6-0	193	26	4	Rice	D3-14	Converse, Texas
24	Darrelle Revis	CB	5-11	198	32	11	Pittsburgh	FA-17	Aliquippa, Penn.
25	Kenneth Acker	CB	6-0	195	25	4	SMU	T(SF)-16	Portland, Ore.
27	Kareem Hunt	RB	5-11	216	22	R	Toledo	D3-17	Willoughby, Ohio
30	Steven Terrell	S	5-10	197	27	4	Texas A&M	UFA-17	Allen, Texas
31	Akeem Hunt	RB	5-10	185	24	3	Purdue	FA-17	Covington, Ga.
35	Charcandrick West	RB	5-10	205	26	4	Abilene Christian	CFA-14	Springhill, La.
38	Ron Parker	DB	6-0	206	30	7	Newberry	W (SEA)-13	St. Helena Island, S.C.
39	Terrance Mitchell	CB	5-11	190	25	4	Oregon	FA-16	Sacramento, Calif.
41	James Winchester	LS	6-3	240	28	3	Oklahoma	FA-15	Washington, Okla.
42	Anthony Sherman	FB	5-10	242	28	7	Connecticut	T (ARI)-13	North Attleborough, Mass.
45	Ukeme Eligwe	LB	6-2	239	23	R	Georgia Southern	D5-17	Stone Mountain, Ga.
48	Terrance Smith	LB	6-2	235	24	2	Florida State	CFA-16	Decatur, Ga.
49	Daniel Sorensen	S	6-2	208	27	4	BYU	CFA-14	Colton, Calif.
50	Justin Houston	LB	6-3	258	28	7	Georgia	D3-11	Statesboro, Ga.
51	Frank Zombo	LB	6-3	254	30	8	Central Michigan	UFA-13	Sterling Heights, Mich.
53	Ramik Wilson	LB	6-2	237	25	3	Georgia	D4-15	Tampa, Fla.
55	Dee Ford	LB	6-2	252	26	4	Auburn	D1-14	Odenville, Ala.
56	Derrick Johnson	LB	6-3	242	35	13	Texas	D1-05	Waco, Texas
57	Kevin Pierre-Louis	LB	6-0	230	26	4	Boston College	T(SEA)-17	Norwalk, Connecticut
59	Reggie Ragland	LB	6-2	252	24	2	Alabama	T (BUF)-17	Madison, Ala.
61	Mitch Morse	C	6-6	305	25	3	Missouri	D2-15	Austin, Texas
65	Jordan Devey	G	6-6	320	29	4	Memphis	W (SF)-16	American Fork, Utah
70	Bryan Witzmann	G	6-7	320	27	3	South Dakota State	W (DAL)-16	Houlton, Wis.
71	Mitchell Schwartz	T	6-5	320	28	6	California	UFA-16	Pacific Palisades, Calif.
72	Eric Fisher	T	6-7	315	26	5	Central Michigan	D1-13	Rochester, Mich.
73	Zach Fulton	OL	6-5	316	26	4	Tennessee	D6a-14	Homewood, Ill.
75	Cameron Erving	OL	6-5	313	25	3	Florida State	T (CLE)-17	Moultrie, Ga.
76	Laurent Duvernay-Tardif	G	6-5	321	26	4	McGill	D6b-14	Montreal, Quebec
79	Parker Ehinger	OL	6-6	310	24	2	Cincinnati	D4a-16	Rockford, Mich.
80	Jehu Chesson	WR	6-2	204	23	R	Michigan	D4-17	St. Louis, Mo.
82	Orson Charles	TE	6-3	247	26	3	Georgia	FA-17	Tampa, Fla.
84	Demetrius Harris	TE	6-7	230	26	4	UW-Milwaukee	CFA-13	Little Rock, Ark.
87	Travis Kelce	TE	6-5	260	28	5	Cincinnati	D3a-13	Cleveland Heights, Ohio
91	Tamba Hali	LB	6-3	275	33	12	Penn State	D1-06	Teaneck, N.J.
92	Tanoh Kpassagnon	LB	6-7	289	23	R	Villanova	D2-17	Kalamazoo, Mich.
94	Jarvis Jenkins	DL	6-4	300	29	6	Clemson	UFA-17	Clemson, S.C.
95	Chris Jones	DL	6-6	310	23	2	Mississippi State	D2-16	Houston, Miss.
96	Bennie Logan	DT	6-2	315	27	5	LSU	UFA-17	Shreveport, La.
97	Allen Bailey	DL	6-3	288	28	7	Miami (Fla.)	D3b-11	Sapelo Island, Ga.
99	Rakeem Nunez-Roches	DL	6-2	307	24	3	Southern Miss	D6-15	Dangriga, Belize
Practice Squad									
4	Gehrig Dieter	WR	6-2	208	24	R	Alabama	CFA-17	South Bend, Ind.
19	Marcus Kemp	WR	6-4	210	22	R	Hawaii	CFA-17	Layton, Utah
26	Will Redmond	CB	6-0	186	23	1	Mississippi State	FA-17	Memphis, Ten.
34	Leon McQuay	S	6-1	195	23	R	USC	D6-17	Seffner, Fla.
40	Keith Reaser	CB	6-0	190	26	3	Florida Atlantic	FA-17	Miami, FL.
43	George Atkinson	RB	6-1	218	24	2	Notre Dame	FA-17	Stockton, Calif.
64	Damien Mama	G	6-3	342	22	R	USC	CFA-17	Moreno Valley, Calif.
85	Devin Lucien	WR	6-2	200	24	1	Arizona State	FA-17	Encino, Calif.
90	Rickey Hatley	NT	6-4	320	23	1	Missouri	FA-17	Atlanta, Texas
98	Mike Purcell	DL	6-3	328	26	3	Wyoming	FA-17	Highlands Ranch, Co.
Reserve/Injured									
	Keith Baxter	CB	5-11	192	25	1	Marshall	FA-17	Homestead, FL.
	Devin Chappell	SS	6-0	204	23	R	Oregon State	CFA-17	Springfield, Ore.
6	Ashton Lampkin	CB	6-0	189	23	R	Oklahoma State	CFA-17	Fort Worth, Texas
17	Chris Conley	WR	6-3	205	25	3	Georgia	D3a-15	Dallas, Ga.
29	Eric Berry	S	6-0	212	28	8	Tennessee	D1-10	Fairburn, Ga.
32	Spencer Ware	RB	5-10	229	26	4	LSU	FA-14	Eunice, La.
Reserve/Physically Unable to Perform									
52	Dadi Nicolas	LB	6-3	235	25	2	Virginia Tech	D6b-16	Port-au-Prince, Haiti
Non-Football Injury									
	Jordan Sterns	FS	5-11	198	23	R	Oklahoma State	CFA-17	Schertz, Texas

HEAD COACH: Andy Reid

OFFENSE: Brad Childress (Asst. Head Coach); Matt Nagy (Offensive Coordinator); Eric Bieniemy (Running Backs); Joe Bleymaier (Offensive Quality Control); Andy Heck (Offensive Line); Mike Kafka (Offensive Quality Control); Greg Lewis (Wide Receivers); Corey Matthei (Asst. Quarterbacks); Tom Melvin (Tight Ends).

DEFENSE: Bob Sutton (Defensive Coordinator); Terry Bradden (Defensive Asst.); Mark DeLeone (Asst. Linebackers); Gary Gibbs (Linebackers); Al Harris (Secondary/Cornerbacks); Britt Reid (Defensive Line); Mike Smith (Asst. Defensive Line); Emmitt Thomas (Defensive Backs).

SPECIALISTS: Dave Toub (Special Teams Coordinator); Rod Wilson (Asst. Special Teams).

MISCELLANEOUS: Tommy Brasher (Special Projects); Barry Rubin (Head Strength & Conditioning); Travis Crittenden (Asst. Strength & Conditioning); Ryan Reynolds (Asst. Strength & Conditioning); Devin Woodhouse (Asst. Strength & Conditioning); Mike Frazier (Statistical Analysis Coordinator); Porter Ellett (Senior Asst. to Head Coach).

2017 KANSAS CITY CHIEFS ALPHABETICAL ROSTER

(As of November 28, 2017)

NO.	NAME	POS.	HT.	WT.	AGE	EXP.	COLLEGE	HOW ACQ.	HOMETOWN
25	Acker, Kenneth	CB	6-0	195	25	4	SMU	T (SF)-16	Portland, Ore.
97	Bailey, Allen	DL	6-3	288	28	7	Miami (Fla.)	D3b-11	Sapelo Island, Ga.
9	Bray, Tyler	QB	6-6	215	25	5	Tennessee	CFA-13	Kingsburg, Calif.
7	Butker, Harrison	K	6-4	205	22	R	Georgia Tech	FA-17	Decatur, Ga.
82	Charles, Orson	TE	6-3	247	26	3	Georgia	FA-17	Tampa, Fla.
80	Chesson, Jehu	WR	6-2	204	23	R	Michigan	D4-17	St. Louis, Mo.
2	Colquitt, Dustin	P	6-3	210	35	13	Tennessee	D3-05	Knoxville, Tenn.
65	Devey, Jordan	G	6-6	320	29	4	Memphis	W (SF)-16	American Fork, Utah
76	Duvernay-Tardif, Laurent	G	6-5	321	26	4	McGill	D6b-14	Montreal, Quebec
79	Ehinger, Parker	OL	6-6	310	24	2	Cincinnati	D4a-16	Rockford, Mich.
45	Eligwe, Ukeme	LB	6-2	239	23	R	Georgia Southern	D5-17	Stone Mountain, Ga.
75	Erving, Cameron	OL	6-5	313	25	3	Florida State	T (CLE)-17	Moultrie, Ga.
72	Fisher, Eric	T	6-7	315	26	5	Central Michigan	D1-13	Rochester, Mich.
55	Ford, Dee	LB	6-2	252	26	4	Auburn	D1-14	Odenville, Ala.
73	Fulton, Zach	OL	6-5	316	26	4	Tennessee	D6a-14	Homewood, Ill.
23	Gaines, Phillip	CB	6-0	193	26	4	Rice	D3-14	Converse, Texas
91	Hali, Tamba	LB	6-3	275	33	12	Penn State	D1-06	Teaneck, N.J.
84	Harris, Demetrius	TE	6-7	230	26	4	UW-Milwaukee	CFA-13	Little Rock, Ark.
10	Hill, Tyreek	WR	5-10	185	23	2	West Alabama	D5b-16	Pearson, Ga.
50	Houston, Justin	LB	6-3	258	28	7	Georgia	D3-11	Statesboro, Ga.
31	Hunt, Akeem	RB	5-10	185	24	3	Purdue	FA-17	Covington, Ga.
27	Hunt, Kareem	RB	5-11	216	22	R	Toledo	D3-17	Willoughby, Ohio
94	Jenkins, Jarvis	DL	6-4	300	29	6	Clemson	UFA-17	Clemson, S.C.
56	Johnson, Derrick	LB	6-3	242	35	13	Texas	D1-05	Waco, Texas
95	Jones, Chris	DL	6-6	310	23	2	Mississippi State	D2-16	Houston, Miss.
87	Kelce, Travis	TE	6-5	260	28	5	Cincinnati	D3a-13	Cleveland Heights, Ohio
92	Kpassagnon, Tanoh	LB	6-7	289	23	R	Villanova	D2-17	Kalamazoo, Mich.
96	Logan, Bennie	DT	6-2	315	27	5	LSU	UFA-17	Shreveport, La.
15	Mahomes, Patrick	QB	6-3	230	22	R	Texas Tech	D1-17	Tyler, Texas
39	Mitchell, Terrance	CB	5-11	190	25	4	Oregon	FA-16	Sacramento, Calif.
61	Morse, Mitch	C	6-6	305	25	3	Missouri	D2-15	Austin, Texas
21	Murray, Eric	DB	5-11	199	23	2	Minnesota	D4b-16	Milwaukee, Wis.
20	Nelson, Steven	CB	5-11	194	24	3	Oregon State	D3b-15	Warner Robins, Ga.
99	Nunez-Roches, Rakeem	DL	6-2	307	24	3	Southern Miss	D6-15	Dangriga, Belize
38	Parker, Ron	DB	6-0	206	30	7	Newberry	W (SEA)-13	St. Helena Island, S.C.
22	Peters, Marcus	CB	6-0	197	24	3	Washington	D1-15	Oakland, Calif.
57	Pierre-Louis, Kevin	LB	6-0	230	26	4	Boston College	T (SEA)-17	Norwalk, Conn.
59	Ragland, Reggie	LB	6-2	252	24	2	Alabama	T (BUF)-17	Madison, Ala.
24	Revis, Darrelle	CB	5-11	198	32	11	Pittsburgh	FA-17	Aliquippa, Penn.
14	Robinson, Demarcus	WR	6-1	203	23	2	Florida	D4c-16	Fort Valley, Ga.
71	Schwartz, Mitchell	T	6-5	320	28	6	California	UFA-16	Pacific Palisades, Calif.
42	Sherman, Anthony	FB	5-10	242	28	7	Connecticut	T (ARI)-13	North Attleborough, Mass.
11	Smith, Alex	QB	6-4	217	33	13	Utah	T (SF)-13	La Mesa, Calif.
48	Smith, Terrance	LB	6-2	235	24	2	Florida State	CFA-16	Decatur, Ga.
49	Sorensen, Daniel	S	6-2	208	27	4	BYU	CFA-14	Colton, Calif.
30	Terrell, Steven	S	5-10	197	27	4	Texas A&M	UFA-17	Allen, Texas
35	West, Charcandrick	RB	5-10	205	26	4	Abilene Christian	CFA-14	Springhill, La.
12	Wilson, Albert	WR	5-9	200	25	4	Georgia State	CFA-14	Port St. Lucie, Fla.
53	Wilson, Ramik	LB	6-2	237	25	3	Georgia	D4-15	Tampa, Fla.
41	Winchester, James	LS	6-3	240	28	3	Oklahoma	FA-15	Washington, Okla.
70	Witzmann, Bryan	G	6-7	320	27	3	South Dakota State	W (DAL)-16	Houlton, Wis.
51	Zombo, Frank	LB	6-3	254	30	8	Central Michigan	UFA-13	Sterling Heights, Mich.
Practice Squad									
43	Atkinson, George	RB	6-1	218	24	2	Notre Dame	FA-17	Stockton, Calif.
4	Dieter, Gehrig	WR	6-2	208	24	R	Alabama	CFA-17	South Bend, Ind.
90	Hatley, Rickey	NT	6-4	320	23	1	Missouri	FA-17	Atlanta, Texas
19	Kemp, Marcus	WR	6-4	210	22	R	Hawaii	CFA-17	Layton, Utah
85	Lucien, Devin	WR	6-2	200	24	1	Arizona State	FA-17	Encino, Calif.
64	Mama, Damien	G	6-3	342	22	R	USC	CFA-17	Moreno Valley, Calif.
34	McQuay, Leon	S	6-1	195	23	R	USC	D6-17	Seffner, Fla.
98	Purcell, Mike	DL	6-3	328	26	3	Wyoming	FA-17	Highlands Ranch, Co.
40	Reaser, Keith	CB	6-0	190	26	3	Florida Atlantic	FA-17	Miami, FL.
26	Redmond, Will	CB	6-0	186	23	1	Mississippi State	FA-17	Memphis, Ten.
Injured Reserve									
	Baxter, Keith	CB	5-11	192	25	1	Marshall	FA-17	Homestead, FL.
	Chappell, Devin	SS	6-0	204	23	R	Oregon State	CFA-17	Springfield, Ore.
29	Berry, Eric	S	6-0	212	28	8	Tennessee	D1-10	Fairburn, Ga.
17	Conley, Chris	WR	6-3	205	25	3	Georgia	D3a-15	Dallas, Ga.
6	Lampkin, Ashton	CB	6-0	189	23	R	Oklahoma State	CFA-17	Fort Worth, Texas
32	Ware, Spencer	RB	5-10	229	26	4	LSU	FA-14	Eunice, La.
Reserved/Physically Unable to perform									
52	Nicolas, Dadi	LB	6-3	235	25	2	Virginia Tech	D6b-16	Port-au-Prince, Haiti
Non-Football Injury									
	Jordan Sterns	FS	5-11	198	23	R	Oklahoma State	CFA-17	Schertz, Texas

HEAD COACH: Andy Reid

OFFENSE: Brad Childress (Asst. Head Coach); Matt Nagy (Offensive Coordinator); Eric Bieniemy (Running Backs); Joe Bleymaier (Offensive Quality Control); Andy Heck (Offensive Line); Mike Kafka (Offensive Quality Control); Greg Lewis (Wide Receivers); Corey Matthaei (Asst. Quarterbacks); Tom Melvin (Tight Ends).

DEFENSE: Bob Sutton (Defensive Coordinator); Terry Bradden (Defensive Asst.); Mark DeLeone (Asst. Linebackers); Gary Gibbs (Linebackers); Al Harris (Secondary/Cornerbacks); Britt Reid (Defensive Line); Mike Smith (Asst. Defensive Line); Emmitt Thomas (Defensive Backs).

SPECIALISTS: Dave Toub (Special Teams Coordinator); Rod Wilson (Asst. Special Teams).

MISCELLANEOUS: Tommy Brasher (Special Projects); Barry Rubin (Head Strength & Conditioning); Travis Crittenden (Asst. Strength & Conditioning); Ryan Reynolds (Asst. Strength & Conditioning); Devin Woodhouse (Asst. Strength & Conditioning); Mike Frazier (Statistical Analysis Coordinator); Porter Ellett (Senior Asst. to Head Coach).

2017 KANSAS CITY CHIEFS POSITION-BY-POSITION 53-MAN ROSTER*(As of November 28, 2017)***QUARTERBACKS (3)**

NO.	NAME	POS.	HT.	WT.	AGE	EXP.	COLLEGE	HOMETOWN	HOW ACQ.
9	Bray, Tyler	QB	6-6	215	25	5	Tennessee	Kingsburg, Calif	CFA-13
15	Mahomes, Patrick	QB	6-3	230	22	R	Texas Tech	Tyler, Texas	D1-17
11	Smith, Alex	QB	6-4	217	33	13	Utah	La Mesa, Calif.	T (SF)-13

RUNNING BACKS (3)

NO.	NAME	POS.	HT.	WT.	AGE	EXP.	COLLEGE	HOMETOWN	HOW ACQ.
31	Hunt, Akeem	RB	5-10	185	24	3	Purdue	Covington, Ga.	FA-17
27	Hunt, Kareem	RB	5-11	216	22	R	Toledo	Willoughby, Ohio	D3-17
42	Sherman, Anthony	FB	5-10	242	28	7	Connecticut	North Attleborough, Mass.	T (ARI)-13
35	West, Charcandrick	RB	5-10	205	26	4	Abilene Christian	Springhill, La.	CFA-14

WIDE RECEIVERS (6)

NO.	NAME	POS.	HT.	WT.	AGE	EXP.	COLLEGE	HOMETOWN	HOW ACQ.
80	Chesson, Jehu	WR	6-2	204	23	R	Michigan	St. Louis, Mo.	D4-17
10	Hill, Tyreek	WR	5-10	185	23	2	West Alabama	Pearson, Ga.	D5b-16
14	Robinson, Demarcus	WR	6-1	203	23	2	Florida	Fort Valley, Ga.	D4c-16
13	Thomas, De'Anthony	WR	5-8	176	24	4	Oregon	Los Angeles, Calif.	D4-14
12	Wilson, Albert	WR	5-9	200	25	4	Georgia State	Port St. Lucie, Fla.	CFA-14

TIGHT ENDS (3)

NO.	NAME	POS.	HT.	WT.	AGE	EXP.	COLLEGE	HOMETOWN	HOW ACQ.
82	Charles, Orson	TE	6-3	247	26	3	Georgia	Tampa, Fla.	FA-17
84	Harris, Demetrius	TE	6-7	230	26	4	UW-Milwaukee	Little Rock, Ark.	CFA-13
87	Kelce, Travis	TE	6-5	260	26	5	Cincinnati	Cleveland Heights, Ohio	D3a-13

OFFENSIVE LINE (9)

NO.	NAME	POS.	HT.	WT.	AGE	EXP.	COLLEGE	HOMETOWN	HOW ACQ.
65	Devey, Jordan	G	6-6	320	29	4	Memphis	American Fork, Utah	W (SF)-16
76	Duvernay-Tardif, Laurent	G	6-5	321	26	4	McGill	Montreal, Quebec	D6b-14
79	Ehinger, Parker	OL	6-6	310	24	2	Cincinnati	Rockford, Mich.	D4a-16
75	Erving, Cameron	OL	6-5	313	25	3	Florida State	Moultrie, Ga.	T (CLE)-17
72	Fisher, Eric	T	6-7	315	26	5	Central Michigan	Rochester, Mich.	D1-13
73	Fulton, Zach	OL	6-5	316	26	4	Tennessee	Homewood, Ill.	D6a-14
61	Morse, Mitch	C	6-6	305	25	3	Missouri	Austin, Texas	D2-15
71	Schwartz, Mitchell	T	6-5	320	28	6	California	Pacific Palisades, Calif.	UFA-16
70	Witzmann, Bryan	G	6-7	320	27	3	South Dakota State	Houlton, Wis.	W (DAL)-16

DEFENSIVE LINE (6)

NO.	NAME	POS.	HT.	WT.	AGE	EXP.	COLLEGE	HOMETOWN	HOW ACQ.
97	Bailey, Allen	DL	6-3	288	28	7	Miami (Fla.)	Sapelo Island, Ga.	D3b-11
94	Jenkins, Jarvis	DL	6-4	300	29	6	Clemson	Clemson, S.C.	UFA-17
95	Jones, Chris	DL	6-6	310	23	2	Mississippi State	Houston, Miss.	D2-16
96	Logan, Bennie	DT	6-2	315	27	5	LSU	Shreveport, La.	UFA-17
99	Nunez-Roches, Rakeem	DL	6-2	307	24	3	Southern Miss	Dangriga, Belize	D6-15

LINEBACKERS (10)

NO.	NAME	POS.	HT.	WT.	AGE	EXP.	COLLEGE	HOMETOWN	HOW ACQ.
45	Eligwe, Ukeme	LB	6-2	239	23	R	Georgia Southern	Stone Mountain, Ga.	D5-17
55	Ford, Dee	LB	6-2	252	26	4	Auburn	Odenville, Ala.	D1-14
91	Hali, Tamba	LB	6-3	275	33	12	Penn State	Teaneck, N.J.	D1-06
50	Houston, Justin	LB	6-3	258	28	7	Georgia	Statesboro, Ga.	D3-11
56	Johnson, Derrick	LB	6-3	242	35	13	Texas	Waco, Texas	D1-05
92	Kpassagnon, Tanoh	DL	6-7	289	23	R	Villanova	Kalamazoo, Mich.	D2-17
57	Pierre-Louis, Kevin	LB	6-0	230	26	4	Boston College	Norwalk, Conn.	T (SEA)-17
59	Ragland, Reggie	LB	6-2	252	24	2	Alabama	Madison, Ala.	T (BUF)-17
48	Smith, Terrance	LB	6-2	235	24	2	Florida State	Decatur, Ga.	CFA-16
53	Wilson, Ramik	LB	6-2	237	25	3	Georgia	Tampa, Fla.	D4-15
51	Zombo, Frank	LB	6-3	254	30	8	Central Michigan	Sterling Heights, Mich.	UFA-13

DEFENSIVE BACKS (10)

NO.	NAME	POS.	HT.	WT.	AGE	EXP.	COLLEGE	HOMETOWN	HOW ACQ.
25	Acker, Kenneth	CB	6-0	195	25	4	SMU	Portland, Ore.	T (SF)-16
23	Gaines, Phillip	CB	6-0	193	26	4	Rice	Converse, Texas	D3-14
39	Mitchell, Terrance	CB	5-11	190	25	4	Oregon	Sacramento, Calif.	FA-16
21	Murray, Eric	DB	5-11	199	23	2	Minnesota	Milwaukee, Wis.	D4b-16
20	Nelson, Steven	CB	5-11	194	24	3	Oregon State	Warner Robins, Ga.	D3b-15
38	Parker, Ron	DB	6-0	206	30	7	Newberry	St. Helena Island, S.C.	W (SEA)-13
22	Peters, Marcus	CB	6-0	197	24	3	Washington	Oakland, Calif.	D1-15
24	Revis, Darrelle	CB	5-11	198	32	11	Pittsburgh	Aliquippa, Penn.	FA-17
49	Sorensen, Daniel	S	6-2	208	27	4	BYU	Colton, Calif.	CFA-14
30	Terrell, Steven	S	5-10	197	27	4	Texas A&M	Allen, Texas	UFA-17

SPECIALISTS (3)

NO.	NAME	POS.	HT.	WT.	AGE	EXP.	COLLEGE	HOMETOWN	HOW ACQ.
7	Butker, Harrison	K	6-4	205	22	R	Georgia Tech		FA-17
2	Colquitt, Dustin	P	6-3	210	35	13	Tennessee	Knoxville, Tenn.	D3-05
41	Winchester, James	LS	6-3	240	28	3	Oklahoma	Washington, Okla.	FA-15

2017 KANSAS CITY CHIEFS UNOFFICIAL DEPTH CHART

(As of November 28, 2017)

OFFENSE

WR	10 Tyreek Hill	12 Albert Wilson	
LT	72 Eric Fisher	75 Cameron Erving	
LG	73 Zach Fulton	70 Bryan Witzmann	
C	61 Mitch Morse	65 Jordan Devey	
RG	76 Laurent Duvernay-Tardif	79 Parker Ehinger	
RT	71 Mitchell Schwartz	75 Cameron Erving	
TE	87 Travis Kelce	84 Demetrius Harris	82 Orson Charles
WR	14 Demarcus Robinson	13 De'Anthony Thomas	<u>80 Jehu Chesson</u>
QB	11 Alex Smith	<u>15 Patrick Mahomes</u>	9 Tyler Bray
RB	<u>27 Kareem Hunt</u>	35 Charcandrick West	31 Akeem Hunt
FB	42 Anthony Sherman		

DEFENSE

LDE	95 Chris Jones	99 Rakeem Nunez-Roches	
NT	96 Bennie Logan		
RDE	97 Allen Bailey	94 Jarvis Jenkins	
LOLB	50 Justin Houston	51 Frank Zombo	
LILB	56 Derrick Johnson	57 Kevin Pierre-Louis	48 Terrance Smith
RILB	59 Reggie Ragland	45 <u>Ukeme Eligwe</u>	53 Ramik Wilson
ROLB	55 Dee Ford	91 Tamba Hali	92 <u>Tanoh Kpassagnon</u>
LCB	22 Marcus Peters	25 Kenneth Acker	23 Phillip Gaines
RCB	20 Steve Nelson	24 Darrelle Revis	39 Terrance Mitchell
S	38 Ron Parker	30 Steven Terrell	
S	49 Daniel Sorensen	21 Eric Murray	

SPECIALISTS

P	2 Dustin Colquitt	7 <u>Harrison Butker</u>	
K	7 <u>Harrison Butker</u>	2 Dustin Colquitt	
KO	7 <u>Harrison Butker</u>	2 Dustin Colquitt	
LS	41 James Winchester		
H	2 Dustin Colquitt		
PR	10 Tyreek Hill	13 De'Anthony Thomas	
KR	13 De'Anthony Thomas	31 Akeem Hunt	10 Tyreek Hill

Rookies Underlined

Reads Left to Right, Top Line then Bottom

PRONUNCIATION GUIDE

Charcandrick West	Char-can-drick
De'Anthony Thomas	DEE-Anthony
Jehu Chesson	Jay-YOU CHESS-en
Kevin Pierre-Louis	Lewis
Laurent (Larry) Duvernay-Tardif	Doo-ver-nay Tar-diff
Parker Ehinger	Anger
Rakeem Nunez-Roches	RA-keem NOON-yez RO-ches
Steven Terrell	TER-el
Tamba Hali	TOM-buh HA-lee
Tanoh Kpassagnon	TAWN-o pass-N-yo
Travis Kelce	KEL-see
Ukeme Eligwe	ew-KIM-ay ee-LEEG-way

HOW THE 2017 53-MAN CHIEFS ROSTER WAS BUILT

(As of November 28, 2017)

YEAR	DRAFT	FREE AGENTS	TRADE/WAIVERS
2005	LB Derrick Johnson (1) P Dustin Colquitt (3)		
2006	LB Tamba Hali (1)		
2007			
2008			
2009			
2010			
2011	LB Justin Houston (3a) DL Allen Bailey (3b)		
2012			
2013	T Eric Fisher (1) TE Travis Kelce (3a)	QB Tyler Bray (CFA) TE Demetrius Harris (CFA) LB Frank Zombo (UFA)	FB Anthony Sherman (T/ARI) QB Alex Smith (T/SF) DB Ron Parker (W/SEA)
2014	LB Dee Ford (1) CB Phillip Gaines (3) WR De'Anthony Thomas (4) G Zach Fulton (6a) G Laurent Duvernay-Tardif (6b)	S Daniel Sorensen (CFA) RB Charcandrick West (FA) WR Albert Wilson (CFA)	
2015	CB Marcus Peters (1) C Mitch Morse (2) CB Steven Nelson (3) LB Ramik Wilson (4) DL Rakeem Nunez-Roches (6a)	LS James Winchester (FA)	
2016	DL Chris Jones (2) OL Parker Ehinger (4a) DB Eric Murray (4b) WR Demarcus Robinson (4c) WR Tyreek Hill (5b)	CB Terrance Mitchell (FA) T Mitchell Schwartz (UFA) LB Terrance Smith (CFA)	CB Kenneth Acker (T/SF) G Bryan Witzmann (W/DAL)
2017	QB Patrick Mahomes (1) DL Tanoh Kpassagnon (2) RB Kareem Hunt (3) WR Jehu Chesson (4) LB Ukeme Eligwe (5)	DL Jarvis Jenkins (UFA) DT Bennie Logan (UFA) S Steven Terrell (FA) OL Jordan Devey (FA) RB Akeem Hunt (FA) K Harrison Butker (FA) CB Darrelle Revis (FA) TE Orson Charles (FA)	LB Kevin Pierre-Thomas (T/SEA) LB Reggie Ragland (T/BUF) OL Cameron Erving (T/CLE)
TOTAL ROSTER BREAKDOWN		3 Unrestricted Free Agents 9 Free Agents 6 College Free Agents	2 Waiver Claims 6 Trades
28 Draft Choices			

CHIEFS 2017 53-MAN ROSTER BY EXPERIENCE

(As of November 28, 2017)	<u>6th Year (1)</u>	<u>3rd Year (11)</u>	<u>Rookies (6)</u>
<u>13th Year (3)</u>	T Mitchell Schwartz	C Mitch Morse	DL Tanoh Kpassagnon
LB Derrick Johnson		CB Marcus Peters	LB Ukeme Eligwe
P Dustin Colquitt	<u>5th Year (4)</u>	DL Rakeem Nunez-Roches	QB Patrick Mahomes
QB Alex Smith	DT Bennie Logan	LB Kevin Pierre-Louis	RB Kareem Hunt
	QB Tyler Bray	LB Ramik Wilson	WR Jehu Chesson
<u>12th Year (1)</u>	T Eric Fisher	LS James Winchester	K Harrison Butker
LB Tamba Hali	TE Travis Kelce	G Bryan Witzmann	
		OL Cameron Erving	
<u>11th Year (1)</u>	<u>4th Year (12)</u>	S Steven Terrell	
CB Darrelle Revis	CB Kenneth Acker	RB Akeem Hunt	
	CB Phillip Gaines	CB Steven Nelson	
<u>8th Year (1)</u>	CB Terrance Mitchell	TE Orson Charles	
LB Frank Zombo	G Laurent Duvernay-Tardif		
	G Zach Fulton	<u>2nd Year (8)</u>	
<u>7th Year (5)</u>	LB Dee Ford	DB Eric Murray	
DB Ron Parker	RB Charcandrick West	DL Chris Jones	
DL Allen Bailey	S Daniel Sorensen	LB Terrance Smith	
DL Jarvis Jenkins	TE Demetrius Harris	OL Parker Ehinger	
FB Anthony Sherman	WR Albert Wilson	WR Demarcus Robinson	
LB Justin Houston	WR De'Anthony Thomas	WR Tyreek Hill	
	G Jordan Devey	LB Reggie Ragland	

[Overall selection in brackets]

1st Round (9)

[1] QB Alex Smith (2005 - SF) [1] T Eric Fisher (2013) [5] S Eric Berry (2010) [10] QB Patrick Mahomes (2017) [14] CB Darrelle Revis (2007-NYJ) [15] LB Derrick Johnson (2005) [18] CB Marcus Peters (2015) [20] LB Tamba Hali (2006) [23] LB Dee Ford (2014) [19] OL Cameron Erving (2015-CLE)

2nd Round (6)

[37] Mitchell Schwartz (2012 - CLE) [37] DL Chris Jones (2016) [41] DL Jarvis Jenkins (2011-WASH) [49] C Mitch Morse (2015), [59] Tanoh Kpassagnon (2017) [41] Reggie Ragland (2016-BUF)

3rd Round (9)

[63] TE Travis Kelce (2013) [67] DT Bennie Logan (2013 - PHI) [70] LB Justin Houston (2011) [86] Allen Bailey (2011) [86] Kareem Hunt (2017) [98] CB Steven Nelson (2015) [99] P Dustin Colquitt (2005), [98] CB Steven Nelson (2015)

4th Round

[105] OL Parker Ehinger (2016) [106] DB Eric Murray, (2016) [118] LB Ramik Wilson (2014), [124] WR De'Anthony Thomas (2014), [126] WR Demarcus Robinson (2016), [139] WR Jehu Chesson (2017), [132] Kevin Pierre-Louis (2014-SEA)

5th Round

[136] FB Anthony Sherman (2011-ARI), WR Tyreek Hill (2016), [146] DT Cam Thomas (2010-SD), [183] LB Ukeme Eligwe (2017)

6th Round

[180] DB Kenneth Acker (2014-SF), [193] OL Zach Fulton (2014), [200] G Laurent Duvernay-Tardif (2014), [217] DL Rakeem Nunez-Roches

7th Round

[254] CB Terrance Mitchell (2014- DAL)

Undrafted

LB Frank Zombo (2010 - GB), DB Ron Parker (2011 - SEA), QB Tyler Bray (2013), TE Demetrius Harris (2013), OL Jordan Devey (2013 - BAL), LS James Winchester (2013 - PHI), LB Terrance Smith (2016), G Bryan Witzmann (2016- GB), S Daniel Sorensen (2014), WR Albert Wilson (2014), RB Charcandrick West (2014), S Steven Terrell (2013 - JAX), RB Akeem Hunt (2015), K Harrison Butker (2017-CAR)

KANSAS CITY CHIEFS 2017 TRANSACTIONS

(as of 11/28/17)

Date	Player	Transaction
Jan. 2	SANKEY, Darnell, LB	Released from Practice Squad
Jan. 2	KING, David, DL	Signed to Practice Squad
Jan. 3	NICOLAS, Dadi, LB	Injured/Reserve
Jan. 3	OCHI, Victor, LB	Claimed from NYJ Practice Squad
Jan. 3	BATTLE, Isaiah, OL	Reserve/Future Signing
Jan. 7	RATELLE, Will, FB	Reserve/Future Signing
Jan. 7	WILSON, Julian, DB	Reserve/Future Signing
Jan. 20	GREENE, Khaseem, LB	Reserve/Future Signing
Jan. 20	JAMES, Josh, T	Reserve/Future Signing
Jan. 22	WINCHESTER, James, LS	Contract Extension
Jan. 25	LEWIS, Greg	Hired as Wide Receivers Coach
Jan. 30	HUGHES, Montori, DL	Reserve/Future Signing
Jan. 30	REAVES, Darrin, RB	Reserve/Future Signing
Feb. 8	WILSON, Rod	Hired as Assistant Special Teams Coach
Feb. 8	KAFKA, Mike	Hired as Offensive Quality Control Coach
Feb. 13	CHILDRESS, Brad	Named Assistant Head Coach
Feb. 13	NAGY, Matt	Named Offensive Coordinator
Feb. 17	BRADDEN, Terry	Hired as Defensive Assistant
Feb. 24	SPILLER, C.J., RB	Signed
Feb. 27	DUVERNAY-TARDIF, Laurent, G	Contract Extension
Feb. 28	BERRY, Eric, S	Contract Extension
Feb. 28	CHARLES, Jamaal, RB	Released
March 13	SORENSEN, Daniel, S	Contract Extension
March 14	LOGAN, Bennie, DT	Signed
March 14	PERSON, Mike, OL	Signed
March 16	HUFF, Marqueston, S	Signed
March 28	JENKINS, Jarvis, DL	Signed
March 31	ESCOBAR, Gavin, TE	Signed
April 22	HOWARD, Jaye, DL	Waived
April 27	MAHOMES II, Patrick, QB	Drafted in the 1 st Round
April 28	KPASSAGNON, Tanoh, DL	Drafted in the 2 nd Round
April 28	HUNT, Kareem, RB	Drafted in the 3 rd Round
April 29	O'SHAUGHNESSY, James, TE	Traded to NE Patriots
April 29	CHESSON, Jehu, WR	Drafted in the 4 th Round
April 29	ELIGWE, Ukeme, LB	Drafted in the 5 th Round
April 29	MCQUAY III, Leon, S	Drafted in the 6 th Round
May 3	BAUSBY, De'Vante, CB	Signed
May 4	WILSON, Julian, CB	Waived
May 5	TAYLOR, Kelvin, RB	Claimed off waiver (SEA)
May 5	BROOKS, Corin, OL	Signed
May 5	CHAPPELL, Devin, S	Signed
May 5	DIETER, Gehrig, WR	Signed
May 5	HASIC, Anas, WR	Signed
May 5	HOUSTON, Wyatt, TE	Signed
May 5	KEMP, Marcus, WR	Signed
May 5	LAMPKIN, Ashton, CB	Signed
May 5	MAMA, Damien, OL	Signed
May 5	MOORE, Alonzo, WR	Signed
May 5	NELSON, JR, CB	Signed
May 5	STERNS, Jordan, S	Signed
May 5	STEVENS, Tony, WR	Signed
May 5	CHESSON, Jehu, WR	Signed
May 5	ELIGWE, Ukeme, LB	Signed
May 5	MCQUAY, Leon, DB	Signed
May 6	CHESSON, Jehu, WR	Signed
May 6	ELIGWE, Ukeme, LB	Signed
May 6	MCQUAY, Leon, DB	Signed
May 8	REAVES, Darrin, RB	Waived
May 9	HARRIS, Vernon, CB	Waived
May 9	HASIC, Anas, WR	Waived
May 9	HOUSTON, Wyatt, TE	Waived
May 9	JOHNSON, Cory, DL	Waived
May 9	RATELLE, Will, FB	Waived
May 9	TAYLOR, Kelvin, RB	Waived
May 9	ALI'IFUA, Ricky, DL	Signed
May 9	BYRD, Emanuel, TE	Signed
May 9	MONDAY, Will, P	Signed
May 9	REDDING, Devine, RB	Signed
May 9	STAPLES, Jamari, WR	Signed
May 9	JEAN_BAPTISTE, Stanley, CB	Signed
May 9	GREENE, Khaseem, LB	Waived
May 10	TILLER, Andrew, G	Signed
May 16	HALL, Jimmy, LB	Waived
May 16	CLIETT, Richard, LB	Claimed off waiver (TEN)
May 22	OCHI, Victor, LB	Waived
May 22	WILLIAMS, Tourek, LB	Signed
May 30	WILLIAMS, Tourek, LB	Waived
May 30	RUSH, Marcus, LB	Signed
June 1	DREW, Damariay	Signed
June 2	MACLIN, Jeremy, WR	Waived
June 5	HUNT, Kareem, RB	Signed
June 5	JONES, Tevin, WR	Signed
June 6	KPASSAGNON, Tanoh	Signed
June 9	DREW, Damariay	Waived
June 9	BARNES, T.J.	Waived
June 9	THOMAS, Cam	Signed
June 9	BAXTER, Keith	Signed
June 15	BROOKS, Corin, OL	Waived
June 15	JEAN-BAPTISTE, CB	Waived
June 15	HARTFIELD, Trevon, CB	Signed
June 15	HAWKINS, Donald, T	Signed
July 6	HUFF, Marqueston, S	Waived
July 6	MONDAY, Will, P	Waived
July 6	MAUGA, Josh, LB	Signed
July 6	TERRELL, Steven, S	Signed
July 23	MAHOMES, Patrick, QB	Signed
July 27	WITZMANN, Bryan, OL	Contract renegotiated
July 28	PIERRE-LOUIS, Kevin, LB	Acquired via trade with Seattle
July 28	ALEXANDER, D.J., LB	Traded to Seattle
July 28	MOORE, Alonzo, WR	Waived
July 28	GOODLEY, Antwan, WR	Signed
July 31	BYRD, Emanuel, TE	Waived
July 31	GOODLEY, Antwan, WR	Waived
July 31	WASHINGTON, Corey, WR	Signed
July 31	WHEELWRIGHT, Robert, WR	Signed
Aug. 2	STERNS, Jordan, S	Waived
Aug. 2	MILLER, Roy, DT	Signed
Aug. 4	HUGHES, Montori, DT	Waived
Aug. 4	BAXTER, Keith, CB	Waived
Aug. 4	SCOTT, Larry, CB	Signed
Aug. 4	GLENN, Jacoby, CB	Signed
Aug. 6	CLIETT, Rashard, LB	Waived
Aug. 6	SWAIN, Maurice, DT	Signed
Aug. 8	WASHINGTON, Corey, WR	Waived
Aug. 8	FICKEN, Sam, K	Signed
Aug. 28	MAUGA, Josh, LB	Released
Aug. 28	RAGLAND, Reggie, LB	Acquired via trade with Buffalo
Aug. 30	ERVING, Cameron, C	Acquired vis trade with Cleveland
Aug. 30	NELSON, JR, CB	Waived
Aug. 31	REID, Jah, OL	Released
Sept. 1	KING, David, DL	Traded
Sept. 2	BATTLE, Isaiah, OL	Traded
Sept. 2	Ali'ifua, Ricky, DL	Waived
Sept. 2	BAUSBY, De'Vante, Bausby	Waived
Sept. 2	CHEEK, Joseph, T	Waived
Sept. 2	Dieter, Gehrig, WR	Waived
Sept. 2	FICKEN, Sam, K	Waived
Sept. 2	GLENN, Jacoby, CB	Waived
Sept. 2	HARTFIELD, Trevon, CB	Waived
Sept. 2	HAWKINS, Donald, T	Waived
Sept. 2	JAMES, Josh, G	Waived
Sept. 2	JONES, Seantavius, WR	Waived
Sept. 2	JONES, Tevin, WR	Waived
Sept. 2	KEMP, Marcus, WR	Waived
Sept. 2	MAMA, Damien, G	Waived
Sept. 2	MARCH-LILLARD, Justin, LB	Waived
Sept. 2	MCQUAY, Leon, S	Waived
Sept. 2	OKINE, Earl, LB	Waived
Sept. 2	REDDING, Devin, RB	Waived
Sept. 2	RUSH, Marcus, LB	Waived
Sept. 2	SCOTT, Larry, CB	Waived
Sept. 2	STAVE, Joel, QB	Waived
Sept. 2	STEVENS, Tony, WR	Waived
Sept. 2	SWAIN, Maurice, DT	Waived
Sept. 2	WHEELWRIGHT, Robert, WR	Waived

Sept. 2 CHARLES, Orson, TE	Released	Nov. 28 CHARLES, Orson, TE	Signed
Sept. 2 ESCOBAR, Gavin, TE	Released	Nov. 28 PURCELL, Mike, DL	Signed to Practice Squad
Sept. 2 PERSON, Mike, C	Released		
Sept. 2 SPILLER, C.J, RB	Released		
Sept. 2 TERRELL, Steven, S	Released		
Sept. 2 THOMAS, Cam, DT	Released		
Sept. 2 TILLER, Andrew, G	Released		
Sept. 2 HALI, Tamba, LB	Placed on PUP		
Sept. 2 NICOLAS, Dadi, LB	Placed on PUP		
Sept. 2 LAMPKIN, Ashton, CB	Placed on IR		
Sept. 2 WARE, Spencer, RB	Placed on IR		
Sept. 3 CHARLES, Orson, TE	Signed to Practice Squad		
Sept. 3 CHEEK, Joseph, T	Signed to Practice Squad		
Sept. 3 DIETER, Gehrig, WR	Signed to Practice Squad		
Sept. 3 KEMP, Marcus, WR	Signed to Practice Squad		
Sept. 3 MAMA, Damien, OL	Signed to Practice Squad		
Sept. 3 MCQUAY, Leon, S	Signed to Practice Squad		
Sept. 3 REDDING, Devine, RB	Signed to Practice Squad		
Sept. 3 RUSH, Marcus, LB	Signed to Practice Squad		
Sept. 3 NELSON, Steven, CB	Placed on IR		
Sept. 3 SPILLER, C.J., RB	Signed		
Sept. 4 WILLIAMS, Isaiah, OL	Signed to Practice Squad		
Sept. 5 HUNT, Akeem, RB	Signed to Practice Squad		
Sept. 6 REDDING, Devine, RB	Released from Practice Squad		
Sept. 6 NIXON, Taurean, DB	Signed to Practice Squad		
Sept. 7 NIXON, Taurean, DB	Released from Practice Squad		
Sept. 7 RUSH, Marcus, LB	Released from Practice Squad		
Sept. 7 DEVEY, Jordan, OL	Released		
Sept. 7 SPILLER, C.J., RB	Released		
Sept. 9 BERRY, Eric, S	Placed on IR		
Sept. 9 NIXON, Taurean, DB	Signed to Practice Squad		
Sept. 9 RUSH, Marcus, LB	Signed to Practice Squad		
Sept. 9 DEVEY, Jordan, OL	Signed		
Sept. 9 SPILLER, C.J., RB	Signed		
Sept. 9, TERRELL, Steven, S	Signed		
Sept. 11 CHEEK, Joseph, OL	Placed on Practice Squad/Injured		
Sept. 11 HATLEY, Rickey, DL	Signed to Practice Squad		
Sept. 16 SPILLER, C.J., RB	Released		
Sept. 16 HUNT, Akeem, RB	Released from Practice Squad		
Sept. 16 HUNT, Akeem, RB	Signed		
Sept. 19 HATLEY, Rickey DL	Released form Practice Squad		
Sept. 19 ATKINSON, George, RB	Signed to Practice Squad		
Sept. 19 ROSS, Daniel, DL	Signed to Practice Squad		
Sept. 19 NIXOUN, Taurean, CB	Released from Practice Squad		
Sept. 19 REASER, Keith, CB	Signed to Practice Squad		
Sept. 26 SANTOS, Cairo, K	Placed on IR		
Sept. 26 BUTKER, Harrison, K	Signed		
Sept. 29 CHEEK, Joseph, OL	Released		
Sept. 30 SANTOS, Cairo, K	Released		
Oct. 7 CHARLES, Orson, TE	Released from Practice Squad		
Oct. 7 STERLING, Neal, TE	Signed to Practice Squad		
Oct. 10 RUSH, Marcus, LB	Released from Practice Squad		
Oct. 14 CONLEY, Chris, WR	Placed on IR		
Oct. 14 KEMP, Marcus, WR	Released from Practice Squad		
Oct. 14 KEMP, Marcus, WR	Signed		
Oct. 16 KEMP, Marcus, WR	Placed on Waivers		
Oct. 17 KEMP, Marcus, WR	Signed to Practice Squad		
Oct. 16 SPILLER, C.J., RB	Signed		
Oct. 18 GLENN, Jacoby, CB	Waived injury settlement		
Oct. 23 BECTON, Nick, T	Signed to Practice Squad		
Oct. 23 SPILLER, C.J., RB	Released		
Oct. 25 STERLING, Neal, TE	Terminated Practice Squad Contract		
Oct. 25 CHARLES, Orson, TE	Signed to Practice Squad		
Oct. 30 NELSON, Steven, CB	Activated from IR		
Nov. 4 WHITE, D.J., CB	Waived		
Nov. 4 HALI, Tamba, LB	Activated off PUP		
Nov. 7 ETTA-TAWO, Amba, WR	Released from Practice Squad		
Nov. 7 LUCIEN, Devin, WR	Signed to Practice Squad		
Nov. 9 BECTON, Nick, OL	Released from Practice Squad		
Nov. 9 REDMON, Will, CB	Signed to Practice Squad		
Nov. 13 HATLEY, Rickey, DT	Signed to Practice Squad		
Nov. 13 MILLER, Roy, DT	Released		
Nov. 13 THOMAS, Cam, DT	Signed		
Nov. 14 HAWKINS, Donald, T	Waived		
Nov. 23 THOMAS, Cam, NT	Waived		
Nov. 23 REVIS, Darrelle, CB	Signed		
Nov. 27 TRAVIS, Ross, TE	Waived		
Nov. 28 CHARLES, Orson, TE	Terminated Practice Squad contract		



CHIEFS

ADDITIONAL STATISTICS

THIS IS CHIEFS KINGDOM

Game-By-Game Offense

2017 CHIEFS GAME-BY-GAME OFFENSE																
	09/07 @ NE	09/17 PHI	09/24 @ LAC	10/02 WAS	10/08 @ HOU	10/15 PIT	10/19 @ OAK	10/30 DEN	11/05 @ DAL	11/19 @ NYG	11/26 BUF	12/03 @ NYJ	12/10 OAK	12/16 LAC	12/24 MIA	12/31 @ DEN
FIRST DOWNS																
Total	26	16	16	29	29	12	19	16	17	22	14					
Rushing	8	6	8	7	5	1	3	5	4	9	3					
Passing	17	10	7	17	21	10	15	9	12	11	10					
Penalty	1	0	1	5	3	1	1	2	1	2	1					
THIRD DOWNS																
Attempts	11	12	12	13	16	11	15	12	11	11	13					
Converted	4	5	4	8	9	3	8	2	4	3	2					
Percentage	36.4%	41.7%	33.3%	61.5%	56.3%	27.3%	53.3%	16.7%	36.4%	27.3%	15.4%					
TOT. OFFENSE																
Net Yards	537	344	311	429	450	251	425	276	323	363	236					
Plays	65	51	51	72	73	52	60	59	55	71	57					
Avg./Play	8.3	6.7	6.1	6.0	6.2	4.8	7.1	4.7	5.9	5.1	4.1					
RUSHING																
Net Yards	185	112	189	168	127	28	94	79	68	134	55					
Rush. Att.	27	19	25	31	35	15	23	26	19	29	19					
Avg./Att.	6.9	5.9	7.6	5.4	3.6	1.9	4.1	3.0	3.6	4.6	2.9					
PASSING																
Net Yards	352	232	122	261	323	223	331	197	255	229	181					
Attempts	35	28	21	37	37	34	36	32	34	41	36					
Completions	28	21	16	27	29	19	25	14	25	27	23					
Intercepted	0	0	0	0	0	0	0	1	1	3	1					
Gross Yards	368	251	155	293	324	246	342	202	263	230	199					
Sacked	3.0	4.0	5.0	4.0	1.0	3.0	1.0	1.0	2.0	1.0	2.0					
Yards Lost	16	19	33	32	1	23	11	5	8	1	18					
ADVANCES																
Rushes	27	19	25	31	35	15	23	26	19	29	19					
Completions	28	21	16	27	29	19	25	14	25	27	23					
Totals	55	40	41	58	64	34	48	40	44	56	42					
PENALTIES																
Number	15	5	13	3	6	7	8	7	8	9	6					
Yards	139	40	122	15	64	48	108	69	52	87	50					
FUMBLES																
Number	2	0	2	2	1	1	1	1	0	1	0					
Lost	1	0	0	0	0	0	0	1	0	0	0					
SCORING																
Points	42	27	24	29	42	13	30	29	17	9	10					
TD Rushing	2	2	1	1	0	0	0	0	0	0	0					
TD Passing	4	1	2	1	3	1	3	1	2	0	1					
TD KO Returns	0	0	0	0	0	0	0	0	0	0	0					
TD Punt Returns	0	0	0	0	1	0	0	0	0	0	0					
TD Sp. Teams	0	0	0	0	0	0	0	0	0	0	0					
TD Def. Returns	0	0	0	1	0	0	0	1	0	0	0					
FG Attempts	0	2	1	4	5	2	3	5	1	3	1					
FG Made	0	2	1	3	5	2	3	5	1	3	1					
Safety	0	0	0	0	0	0	0	0	0	0	0					

Game-By-Game Defense

2017 CHIEFS GAME-BY-GAME DEFENSE																
	09/07 @ NE	09/17 PHI	09/24 @ LAC	10/02 WAS	10/08 @ HOU	10/15 PIT	10/19 @ OAK	10/30 DEN	11/05 @ DAL	11/19 @ NYG	11/26 BUF	12/03 @ NYJ	12/10 OAK	12/16 LAC	12/24 MIA	12/31 @ DEN
FIRST DOWNS																
Total	25	27	24	15	20	23	32	23	24	20	17					
Rushing	10	6	5	4	6	13	3	8	10	9	6					
Passing	11	19	13	10	13	9	23	13	13	10	9					
Penalty	4	2	6	1	1	1	6	2	1	1	2					
THIRD DOWNS																
Attempts	15	15	13	11	10	11	13	13	12	13	17					
Converted	5	8	5	4	3	4	6	5	7	3	6					
Percentage	33.3%	53.3%	38.5%	36.4%	30.0%	36.4%	46.2%	38.5%	58.3%	23.1%	35.3%					
TOT. OFFENSE																
Net Yards	371	406	330	331	392	439	505	364	375	317	268					
Plays	74	69	68	50	57	63	73	70	65	68	68					
Avg./Play	5.0	5.9	4.9	6.6	6.9	7.0	6.9	5.2	5.8	4.7	3.9					
RUSHING																
Net Yards	124	107	104	111	144	194	88	177	131	112	104					
Rush. Att.	35	17	26	26	23	37	21	31	31	32	37					
Avg./Att.	3.5	6.3	4.0	4.3	6.3	5.2	4.2	5.7	4.2	3.5	2.8					
PASSING																
Net Yards	247	299	226	220	248	245	417	187	244	205	164					
Attempts	36	46	40	24	31	25	52	36	33	36	29					
Completions	16	25	20	14	16	17	29	19	21	19	19					
Intercepted	0	1	3	0	0	1	0	3	0	1	0					
Gross Yards	267	333	237	220	261	252	417	198	249	205	183					
Sacked	3.0	6.0	2.0	0.0	3.0	1.0	0.0	3.0	1.0	0.0	2.0					
Yards Lost	20	34	11	0	13	7	0	11	5	0	19					
ADVANCES																
Rushes	35	17	26	26	23	37	21	31	31	32	37					
Completions	16	25	20	14	16	17	29	19	21	19	19					
Totals	51	42	46	40	39	54	50	50	52	51	56					
PENALTIES																
Number	6	4	8	7	7	6	10	7	5	5	6					
Yards	55	30	61	44	59	57	97	53	65	48	50					
FUMBLES																
Number	1	3	0	3	1	1	0	2	0	1	1					
Lost	0	1	0	1	1	0	0	2	0	0	0					
SCORING																
Points	27	20	10	20	34	19	31	19	28	12	16					
TD Rushing	3	0	1	0	0	1	1	1	2	1	0					
TD Passing	0	2	0	2	5	1	3	1	2	0	1					
TD KO Returns	0	0	0	0	0	0	0	0	0	0	0					
TD Punt Returns	0	0	0	0	0	0	0	0	0	0	0					
TD Sp. Teams	0	0	0	0	0	0	0	0	0	0	0					
TD Def. Returns	0	0	0	0	0	0	0	0	0	0	0					
FG Attempts	2	3	1	2	0	1	3	2	0	2	4					
FG Made	2	2	1	2	0	1	1	2	0	2	3					
Safety	0	0	0	0	0	1	0	0	0	0	0					

Individual Single-Game Highs

2017 REGULAR SEASON CHIEFS INDIVIDUAL SINGLE-GAME HIGHS				
Passes Attempted	40	Alex Smith	at Giants	11/19
Passes Completed	29	Alex Smith	at Texans	10/8
Passing Yards	368	Alex Smith	at Patriots	9/7
Touchdown Passes	4	Alex Smith	at Patriots	9/7
Pass Receptions	8	Travis Kelce	vs. Eagles	9/17
		Travis Kelce	at Texans	10/8
		Travis Kelce	at Giants	11/19
Receiving Yards	133	Tyreek Hill	at Patriots	9/7
		Travis Kelce	vs. Broncos	10/30
Touchdown Receptions	2	Kareem Hunt	at Patriots	9/7
		Charcandrick West	at Texans	10/8
Rushing Yards	172	Kareem Hunt	at Chargers	9/24
Rushing Attempts	29	Kareem Hunt	at Texans	10/8
Rushing Touchdowns	2	Kareem Hunt	vs. Eagles	9/17
Yards From Scrimmage	246	Kareem Hunt	at Patriots	9/7
Combined Net Yards	246	Kareem Hunt	at Patriots	9/7
Interceptions Made	2	Terrance Mitchell	at Chargers	9/24
INT Return Yards	38	Marcus Peters	at Chargers	9/24
Sacks	3.0	Chris Jones	vs. Eagles	9/17
Punts	8	Dustin Colquitt	vs. Bills	11/26
Punting Average	49.8	Dustin Colquitt	at Chargers	9/24
Punt Returns	3	Tyreek Hill	vs. Steelers	10/15
Punt Return Yards	75	Tyreek Hill	at Texans	10/8
Kickoff Returns	4	De'Anthony Thomas	at Patriots	9/7
Kickoff Return Yards	86	De'Anthony Thomas	at Patriots	9/7
Field Goals Attempted	5	Harrison Butker	at Texans	10/8
		Harrison Butker	vs. Broncos	10/30
Field Goals Made	5	Harrison Butker	at Texans	10/8
		Harrison Butker	vs. Broncos	10/30
2017 REGULAR SEASON KANSAS CITY CHIEFS LONGEST PLAYS				
Run From Scrimmage	69	Kareem Hunt	at Chargers	9/24
Touchdown Run	69	Kareem Hunt	at Chargers	9/24
Pass Reception	78	Kareem Hunt	at Patriots	9/7
Touchdown Reception	78	Kareem Hunt	at Patriots	9/7
Interception Return	38	Marcus Peters	at Chargers	9/24
Punt Return	82	Tyreek Hill	at Texans	10/8
Kickoff Return	42	Akeem Hunt	at Chargers	9/24
Punt	63	Dustin Colquitt	at Chargers	9/24
Field Goal	53	Harrison Butker	at Raiders	10/19

Opponents Individual Single-Game Highs

2017 OPPONENTS INDIVIDUAL SINGLE-GAME HIGHS

Passes Attempted	52	Derek Carr	at Raiders	10/19
Passes Completed	29	Derek Carr	at Raiders	10/19
Passing Yards	417	Derek Carr	at Raiders	10/19
Touchdown Passes	5	Deshaun Watson	at Texans	10/8
Pass Receptions	11	Amari Cooper	at Raiders	10/19
Receiving Yards	210	Amari Cooper	at Raiders	10/19
Touchdown Receptions	3	DeAndre Hopkins	at Texans	10/8
Rushing Yards	179	Le'Veon Bell	vs. Steelers	10/15
Rushing Attempts	32	Le'Veon Bell	vs. Steelers	10/15
Rushing Touchdowns	3	Mike Gillislee	at Patriots	9/7
Yards From Scrimmage	210	Amari Cooper	at Raiders	10/19
Combined Net Yards	210	Amari Cooper	at Raiders	10/19
Interceptions Made	1	Darian Stewart	vs. Broncos	10/30
		Jeff Heath	at Cowboys	11/5
		Landon Collins	at Giants	11/19
		Damon Harrison	at Giants	11/19
		Janoris Jenkins	at Giants	11/19
		Tre'Davious White	vs. Bills	11/26
INT Return Yards	63	Tre'Davious White	vs. Bills	11/26
Sacks	3.0	Melvin Ingram	at Chargers	9/24
Punts	7	Colton Schmidt	vs. Bills	11/26
Punting Average	50.0	Drew Kaser	at Chargers	9/24
Punt Returns	6	Brandon Tate	vs. Bills	11/26
Punt Return Yards	61	Brandon Tate	vs. Bills	11/26
Kickoff Returns	3	Dion Lewis	at Patriots	9/7
		Desmond King	at Chargers	9/24
		Cody Latimer	vs. Broncos	10/30
Kickoff Return Yards	64	Desmond King	at Chargers	9/24
Field Goals Attempted	4	Stephen Hauschka	vs. Bills	11/26
Field Goals Made	3	Stephen Hauschka	vs. Bills	11/26
2017 OPPONENTS LONGEST PLAYS				
Run From Scrimmage	27	Le'Veon Bell	vs. Steelers	10/15
Touchdown Run	11	Melvin Gordon	at Chargers	9/24
Pass Reception	69	Vernon Davis	vs. Redskins	10/2
Touchdown Reception	51	Antonio Brown	vs. Steelers	10/15
Interception Return	63	Tre'Davious White	vs. Bills	11/26
Punt Return	49	Will Fuller	at Texans	10/8
Kickoff Return	28	Wendell Smallwood	vs. Eagles	9/17
Punt	66	Drew Kaser	at Chargers	9/24
Field Goal	56	Stephen Hauschka	vs. Bills	11/26

Big Yardage Games

2017 BIG YARDAGE GAMES

100-YARD PASS RECEIVERS

DATE	OPPONENT	PLAYER	REC.	YDS.	AVG.	LG	TD
9/7	at Patriots	Tyreek Hill	7	133	19.0	75t	1
9/17	vs. Eagles	Travis Kelce	8	103	12.9	44	1
10/2	vs. Redskins	Travis Kelce	7	111	15.9	32	1
10/19	at Raiders	Tyreek Hill	6	125	20.8	64t	1
10/30	vs. Broncos	Travis Kelce	7	133	19.0	33	1
11/19	at Giants	Travis Kelce	8	109	13.6	32	0

100-YARD RUSHERS

DATE	OPPONENT	PLAYER	ATT.	YDS.	AVG.	LG	TD
9/7	at Patriots	Kareem Hunt	17	148	8.7	58	1
9/24	at Chargers	Kareem Hunt	17	172	10.1	69t	1
10/2	vs. Redskins	Kareem Hunt	21	101	4.8	17	0
10/8	at Texans	Kareem Hunt	29	107	3.7	23	0

300-YARD PASSERS

DATE	OPPONENT	PLAYER	REC.	YDS.	COMP.	LG	TD
9/7	at Patriots	Alex Smith	35	368	28	78t	4
10/8	at Texans	Alex Smith	37	324	29	38	3
10/19	at Raiders	Alex Smith	36	342	25	64t	3

2017 OPPONENTS BIG YARDAGE GAMES

100-YARD PASS RECEIVERS

DATE	OPPONENT	PLAYER	REC.	YDS.	AVG.	LG	TD
9/7	at Patriots	Danny Amendola	6	100	16.7	27	0
9/24	at Chargers	Travis Benjamin	5	105	21.0	44	0
10/15	vs. Steelers	Antonio Brown	8	155	19.4	51t	1
10/19	at Raiders	Jared Cook	6	107	17.8	28	0
10/19	at Raiders	Amari Cooper	11	210	19.1	45t	2
11/5	at Cowboys	Terrance Williams	9	141	15.7	56	0

100-YARD RUSHERS

DATE	OPPONENT	PLAYER	ATT.	YDS.	AVG.	LG	TD
10/15	vs. Steelers	Le'Veon Bell	32	179	5.6	27	1

300-YARD PASSERS

DATE	OPPONENT	PLAYER	REC.	YDS.	COMP.	LG	TD
9/17	vs. Eagles	Carson Wentz	46	333	25	53	2
10/19	at Raiders	Derek Carr	52	417	29	45t	3

100.0+ Passer Rating

2017 100.0+ PASSER RATING

PASSING GAMES

DATE	OPPONENT	PLAYER	ATT.	CMP.	YDS.	CMP.%	YDS/ATT.	YDS/CMP.	TD	TD%	INT	INT%	LONG	SACK/LOST	RATING
9/7	at Patriots	Alex Smith	35	28	368	80.0%	10.51	13.14	4	11.4%	0	0.0%	78t	3/16	148.6
9/17	vs. Eagles	Alex Smith	28	21	251	75.0%	8.96	11.95	1	3.6%	0	0.0%	44	4/19	113.8
9/24	at Chargers	Alex Smith	21	16	155	76.2%	7.38	9.69	2	9.5%	0	0.0%	30t	5/33	128.1
10/2	vs. Redskins	Alex Smith	37	27	293	73.0%	7.92	10.85	1	2.7%	0	0.0%	37	4/32	104.9
10/8	at Texans	Alex Smith	37	29	324	78.4%	8.76	11.17	3	8.1%	0	0.0%	38	1/1	130.2
10/19	at Raiders	Alex Smith	36	25	342	69.4%	9.50	13.68	3	8.3%	0	0.0%	64t	1/11	127.3
11/5	at Cowboys	Alex Smith	34	25	263	73.5%	7.74	10.52	2	5.9%	1	2.9%	56t	2/8	102.9

2017 OPPONENTS 100.0+ PASSER RATING

PASSING GAMES

DATE	OPPONENT	PLAYER	ATT.	CMP.	YDS.	CMP.%	YDS/ATT.	YDS/CMP.	TD	TD%	INT	INT%	LONG	SACK/LOST	RATING
10/2	vs. Redskins	Kirk Cousins	24	14	220	58.3%	9.17	15.71	2	8.3%	0	0.0%	69	0/0	116.7
10/8	at Texans	Deshaun Watson	31	16	261	51.6%	8.42	16.31	5	16.1%	0	0.0%	48t	3/13	119.8
10/19	at Raiders	Derek Carr	52	29	417	55.8%	8.02	14.38	3	5.8%	0	0.0%	45t	0/0	101.2
11/5	at Cowboys	Dak Prescott	33	21	249	63.6%	7.55	11.86	2	6.1%	0	0.0%	56	1/5	106.8

***NEED MINIMUM OF 20 ATTEMPTS TO QUALIFY**

Week-By-Week Rankings

DATE	OPPONENT	OFFENSE				DEFENSE			
		TOTAL	RUSH	PASS	*POINTS SCORED	TOTAL	RUSH	PASS	*POINTS SCORED
9/7	@ New England	1	2	1	2	24	22	17	24
9/17	Philadelphia	2	2	5	2	29	T-20	27	25
9/24	@ L.A. Chargers	3	1	14	3	28	18	24	7
10/2	Washington	2	1	12	3	26	20	25	T-10
10/8	@ Houston	2	2	9	1	27	T-20	25	17
10/15	Pittsburgh	2	4	7	T-2	29	27	24	T-13
10/19	@ Oakland	3	5	5	2	29	25	28	T-19
10/30	Denver	3	12	6	3	30	28	28	19
11/5	@ Dallas	7	12	8	5	29	30	28	19
11/19	@ N.Y. Giants	6	10	10	7	28	29	28	14
11/26	Buffalo	9	15	13	7	27	29	28	14

*Points per game

Individual GxG Stats: PASSING

2017 INDIVIDUAL GAME-BY-GAME STATS

PASSING:		TRAVIS KELCE												
DATE	OPP.	ATT	CMP	YDS	COMP%	Y/A	Y/C	TD	TD%	INT	INT%	LG	SK/YD	RATE
09/07	at New England	0	0	0	0.0%	0.00	0.00	0	0%	0	0%	--	0/0.0	0.0
09/17	Philadelphia	0	0	0	0.0%	0.00	0.00	0	0%	0	0%	--	0/0.0	0.0
09/24	at L.A. Chargers	0	0	0	0.0%	0.00	0.00	0	0%	0	0%	--	0/0.0	0.0
10/02	Washington	0	0	0	0.0%	0.00	0.00	0	0%	0	0%	--	0/0.0	0.0
10/08	at Houston	0	0	0	0.0%	0.00	0.00	0	0%	0	0%	--	0/0.0	0.0
10/15	Pittsburgh	0	0	0	0.0%	0.00	0.00	0	0%	0	0%	--	0/0.0	0.0
10/19	at Oakland	0	0	0	0.0%	0.00	0.00	0	0%	0	0%	--	0/0.0	0.0
10/30	Denver	0	0	0	0.0%	0.00	0.00	0	0%	0	0%	--	0/0.0	0.0
11/05	at Dallas	0	0	0	0.0%	0.00	0.00	0	0%	0	0%	--	0/0.0	0.0
11/19	at N.Y. Giants	1	0	0	0.0%	0.00	0.00	0	0.0%	1	100.0%	--	0/0.0	0.0
11/26	Buffalo	0	0	0	0.0%	0.00	0.00	0	0%	0	0%	--	0/0.0	0.0
12/03	at N.Y. Jets													
12/10	Oakland													
12/16	L.A. Chargers													
12/24	Miami													
12/31	at Denver													
TOTALS		1	0	0	0.0%	0.00	0.00	0	0.0%	1	100.0%	0t	0/0.0	0.0

PASSING:		TYREEK HILL												
DATE	OPP.	ATT	CMP	YDS	COMP%	Y/A	Y/C	TD	TD%	INT	INT%	LG	SK/YD	RATE
09/07	at New England	0	0	0	0.0%	0.00	0.00	0	0%	0	0%	--	0/0.0	0.0
09/17	Philadelphia	0	0	0	0.0%	0.00	0.00	0	0%	0	0%	--	0/0.0	0.0
09/24	at L.A. Chargers	0	0	0	0.0%	0.00	0.00	0	0%	0	0%	--	0/0.0	0.0
10/02	Washington	0	0	0	0.0%	0.00	0.00	0	0%	0	0%	--	0/0.0	0.0
10/08	at Houston	0	0	0	0.0%	0.00	0.00	0	0%	0	0%	--	0/0.0	0.0
10/15	Pittsburgh	0	0	0	0.0%	0.00	0.00	0	0%	0	0%	--	0/0.0	0.0
10/19	at Oakland	0	0	0	0.0%	0.00	0.00	0	0%	0	0%	--	0/0.0	0.0
10/30	Denver	1	0	0	0.0%	0.00	0.00	0	0.0%	1	100.0%	--	0/0.0	0.0
11/05	at Dallas	0	0	0	0.0%	0.00	0.00	0	0%	0	0%	--	0/0.0	0.0
11/19	at N.Y. Giants	0	0	0	0.0%	0.00	0.00	0	0%	0	0%	--	0/0.0	0.0
11/26	Buffalo	0	0	0	0.0%	0.00	0.00	0	0%	0	0%	--	0/0.0	0.0
12/03	at N.Y. Jets													
12/10	Oakland													
12/16	L.A. Chargers													
12/24	Miami													
12/31	at Denver													
TOTALS		1	0	0	0.0%	0.00	0.00	0	0.0%	1	100.0%	0t	0/0.0	0.0

PASSING:		ALEX SMITH												
DATE	OPP.	ATT	CMP	YDS	COMP%	Y/A	Y/C	TD	TD%	INT	INT%	LG	SK/YD	RATE
09/07	at New England	35	28	368	80.0%	10.51	13.14	4	11.4%	0	0.0%	78t	3/16.0	148.6
09/17	Philadelphia	28	21	251	75.0%	8.96	11.95	1	3.6%	0	0.0%	44	4/19.0	113.8
09/24	at L.A. Chargers	21	16	155	76.2%	7.38	9.69	2	9.5%	0	0.0%	30t	5/33.0	128.1
10/02	Washington	37	27	293	73.0%	7.92	10.85	1	2.7%	0	0.0%	37	4/32.0	104.9
10/08	at Houston	37	29	324	78.4%	8.76	11.17	3	8.1%	0	0.0%	38	1/1.0	130.2
10/15	Pittsburgh	34	19	246	55.9%	7.24	12.95	1	2.9%	0	0.0%	57t	3/23.0	88.6
10/19	at Oakland	36	25	342	69.4%	9.50	13.68	3	8.3%	0	0.0%	64t	1/11.0	127.3
10/30	Denver	31	14	202	45.2%	6.52	14.43	1	3.2%	0	0.0%	33	1/5.0	77.6
11/05	at Dallas	34	25	263	73.5%	7.74	10.52	2	5.9%	1	2.9%	56t	2/8.0	102.9
11/19	at N.Y. Giants	40	27	230	67.5%	5.75	8.52	0	0.0%	2	5.0%	38	1/1.0	61.5
11/26	Buffalo	36	23	199	63.9%	5.53	8.65	1	2.8%	1	2.8%	28	2/18.0	76.0
12/03	at N.Y. Jets													
12/10	Oakland													
12/16	L.A. Chargers													
12/24	Miami													
12/31	at Denver													
TOTALS		369	254	2,873	68.8%	7.79	11.31	19	5.1%	4	1.1%	78t	27/167.0	104.5

PASSING:		TYLER BRAY												
DATE	OPP.	ATT	CMP	YDS	COMP%	Y/A	Y/C	TD	TD%	INT	INT%	LG	SK/YD	RATE
09/07	at New England													
09/17	Philadelphia													
09/24	at L.A. Chargers													
10/02	Washington													
10/08	at Houston													
10/15	Pittsburgh													
10/19	at Oakland													
10/30	Denver													
11/05	at Dallas													
11/19	at N.Y. Giants													
11/26	Buffalo													
12/03	at N.Y. Jets													
12/10	Oakland													
12/16	L.A. Chargers													
12/24	Miami													
12/31	at Denver													
TOTALS		0	0	0	0.0%	0.00	0.00	0	0%	0	0%	--	0/0.0	0.0

PASSING:		PATRICK MAHOMES												
DATE	OPP.	ATT	CMP	YDS	COMP%	Y/A	Y/C	TD	TD%	INT	INT%	LG	SK/YD	RATE
09/07	at New England													
09/17	Philadelphia													
09/24	at L.A. Chargers													
10/02	Washington													
10/08	at Houston													
10/15	Pittsburgh													
10/19	at Oakland													
10/30	Denver													
11/05	at Dallas													
11/19	at N.Y. Giants													
11/26	Buffalo													
12/03	at N.Y. Jets													
12/10	Oakland													
12/16	L.A. Chargers													
12/24	Miami													
12/31	at Denver													
TOTALS		0	0	0	0.0%	0.00	0.00	0	0%	0	0%	--	0/0.0	0.0

Individual GxG Stats: RUSHING

2017 INDIVIDUAL GAME-BY-GAME STATS

RUSHING:		TYREEK HILL					KAREEM HUNT					AKEEM HUNT				
DATE	OPP.	NO.	YDS	AVG	LG	TD	NO.	YDS	AVG	LG	TD	NO.	YDS	AVG	LG	TD
09/07	at New England	2	5	2.5	4	0	17	148	8.7	58	1	<i>Texans</i>				
09/17	Philadelphia	1	6	6.0	6	0	13	81	6.2	53t	2	0	0	0	--	0
09/24	at L.A. Chargers	3	13	4.3	9	0	17	172	10.1	69t	1	0	0	0	--	0
10/02	Washington	0	0	0	--	0	21	101	4.8	17	0	0	0	0	--	0
10/08	at Houston	0	0	0	--	0	29	107	3.7	23	0	0	0	0	--	0
10/15	Pittsburgh	1	-9	-9.0	-9	0	9	21	2.3	5	0	1	3	3.0	3	0
10/19	at Oakland	2	7	3.5	7	0	18	87	4.8	34	0	0	0	0	--	0
10/30	Denver	0	0	0	--	0	22	46	2.1	15	0	0	0	0	--	0
11/05	at Dallas	4	9	2.3	12	0	9	37	4.1	19	0	0	0	0	--	0
11/19	at N.Y. Giants	1	16	16.0	16	0	18	73	4.1	12	0	1	3	3.0	3	0
11/26	Buffalo	2	13	6.5	16	0	11	17	1.5	9	0	1	-10	-10.0	-10	0
12/03	at N.Y. Jets															
12/10	Oakland															
12/16	L.A. Chargers															
12/24	Miami															
12/31	at Denver															
TOTALS		16	60	3.8	16	0	184	890	4.8	69t	4	3	-4	-1.3	3	0

RUSHING:		TRAVIS KELCE					ALEX SMITH					C.J. SPILLER				
DATE	OPP.	NO.	YDS	AVG	LG	TD	NO.	YDS	AVG	LG	TD	NO.	YDS	AVG	LG	TD
09/07	at New England	1	4	4.0	4	0	5	3	0.6	7	0	<i>NOT ON ROSTER</i>				
09/17	Philadelphia	0	0	0	--	0	4	21	5.3	12	0	<i>NOT ON ROSTER</i>				
09/24	at L.A. Chargers	0	0	0	--	0	2	9	4.5	5	0	<i>NOT ON ROSTER</i>				
10/02	Washington	1	3	3.0	3	0	7	56	8.0	32	1	<i>NOT ON ROSTER</i>				
10/08	at Houston	0	0	0	--	0	5	19	3.8	7	0	<i>NOT ON ROSTER</i>				
10/15	Pittsburgh	0	0	0	--	0	4	13	3.3	11	0	<i>NOT ON ROSTER</i>				
10/19	at Oakland	0	0	0	--	0	1	0	0.0	--	0	2	0	0.0	1	0
10/30	Denver	0	0	0	--	0	4	33	8.3	17	0	<i>NOT ON ROSTER</i>				
11/05	at Dallas	0	0	0	--	0	5	19	3.8	8	0	<i>NOT ON ROSTER</i>				
11/19	at N.Y. Giants	0	0	0	--	0	5	27	5.4	7	0	<i>NOT ON ROSTER</i>				
11/26	Buffalo	0	0	0	--	0	5	35	7.0	13	0	<i>NOT ON ROSTER</i>				
12/03	at N.Y. Jets															
12/10	Oakland															
12/16	L.A. Chargers															
12/24	Miami															
12/31	at Denver															
TOTALS		2	7	3.5	4	0	47	235	5.0	32	1	2	0	0.0	1	0

RUSHING:		DE'ANTHONY THOMAS					CHARCANDRICK WEST					ALBERT WILSON				
DATE	OPP.	NO.	YDS	AVG	LG	TD	NO.	YDS	AVG	LG	TD	NO.	YDS	AVG	LG	TD
09/07	at New England	1	4	4.0	4	0	1	21	21.0	21t	1	0	0	0	--	0
09/17	Philadelphia	0	0	0	--	0	0	0	0	--	0	1	4	4.0	4	0
09/24	at L.A. Chargers	0	0	0	--	0	2	-1	-0.5	1	0	1	-4	-4.0	-4	0
10/02	Washington	0	0	0	--	0	1	2	2.0	2	0	1	6	6.0	6	0
10/08	at Houston	0	0	0	--	0	1	1	1.0	1	0	0	0	0	--	0
10/15	Pittsburgh	0	0	0	--	0	0	0	0	--	0	<i>INACTIVE</i>				
10/19	at Oakland	0	0	0	--	0	<i>INACTIVE</i>					0	0	0	--	0
10/30	Denver	0	0	0	--	0	0	0	0	--	0	0	0	0	--	0
11/05	at Dallas	0	0	0	--	0	1	3	3.0	3	0	<i>INACTIVE</i>				
11/19	at N.Y. Giants	0	0	0	--	0	4	15	3.8	8	0	<i>INACTIVE</i>				
11/26	Buffalo	0	0	0	--	0	0	0	0	--	0	0	0	0	--	0
12/03	at N.Y. Jets															
12/10	Oakland															
12/16	L.A. Chargers															
12/24	Miami															
12/31	at Denver															
TOTALS		1	4	4.0	4	0	10	41	4.1	21t	1	3	6	2.0	6	0

Individual GxG Stats: RECEIVING

2017 INDIVIDUAL GAME-BY-GAME STATS

RECEIVING:		JEHU CHESSON					CHRIS CONLEY					DEMETRIUS HARRIS				
DATE	OPP.	NO.	YDS	AVG	LG	TD	NO.	YDS	AVG	LG	TD	NO.	YDS	AVG	LG	TD
09/07	at New England	0	0	0	--	0	2	43	21.5	25	0	2	15	7.5	8	1
09/17	Philadelphia	INACTIVE					4	55	13.8	35	0	0	0	0	--	0
09/24	at L.A. Chargers	INACTIVE					0	0	0	--	0	0	0	0	--	0
10/02	Washington	INACTIVE					2	31	15.5	21	0	0	0	0	--	0
10/08	at Houston	INACTIVE					3	46	15.3	19	0	3	21	7.0	11	0
10/15	Pittsburgh	0	0	0	--	0	RESERVE/INJURED					0	0	0	--	0
10/19	at Oakland	0	0	0	--	0	RESERVE/INJURED					2	16	8.0	12	0
10/30	Denver	0	0	0	--	0	RESERVE/INJURED					0	0	0	--	0
11/05	at Dallas	1	10	10.0	10	0	RESERVE/INJURED					0	0	0	--	0
11/19	at N.Y. Giants	0	0	0	--	0	RESERVE/INJURED					0	0	0	--	0
11/26	Buffalo	0	0	0	--	0	RESERVE/INJURED					2	33	16.5	28	0
12/03	at N.Y. Jets															
12/10	Oakland															
12/16	L.A. Chargers															
12/24	Miami															
12/31	at Denver															
TOTALS		1	10	10.0	10	0	11	175	15.9	35	0	9	85	9.4	28	1

RECEIVING:		TYREEK HILL					KAREEM HUNT					AKEEM HUNT				
DATE	OPP.	NO.	YDS	AVG	LG	TD	NO.	YDS	AVG	LG	TD	NO.	YDS	AVG	LG	TD
09/07	at New England	7	133	19.0	75t	1	5	98	19.6	78t	2	<i>Texans</i>				
09/17	Philadelphia	4	43	10.8	18	0	3	28	9.3	16	0	0	0	0	--	0
09/24	at L.A. Chargers	5	77	15.4	30t	1	1	11	11.0	11	0	0	0	0	--	0
10/02	Washington	5	35	7.0	12	0	4	20	5.0	10	0	0	0	0	--	0
10/08	at Houston	4	68	17.0	38	0	3	9	3.0	10	0	0	0	0	--	0
10/15	Pittsburgh	5	34	6.8	10	0	5	89	17.8	37	0	0	0	0	--	0
10/19	at Oakland	6	125	20.8	64t	1	4	30	7.5	13	0	1	1	1.0	1	0
10/30	Denver	2	38	19.0	25	0	3	22	7.3	12	0	0	0	0	--	0
11/05	at Dallas	2	64	32.0	56t	1	4	24	6.0	11	0	0	0	0	--	0
11/19	at N.Y. Giants	7	68	9.7	38	0	3	4	1.3	2	0	0	0	0	--	0
11/26	Buffalo	7	41	5.9	11	0	1	9	9.0	9	0	1	6	6.0	6	0
12/03	at N.Y. Jets															
12/10	Oakland															
12/16	L.A. Chargers															
12/24	Miami															
12/31	at Denver															
TOTALS		54	726	13.4	75t	4	36	344	9.6	78t	2	2	7	3.5	6	0

RECEIVING:		TRAVIS KELCE					DEMARCUS ROBINSON					ANTHONY SHERMAN				
DATE	OPP.	NO.	YDS	AVG	LG	TD	NO.	YDS	AVG	LG	TD	NO.	YDS	AVG	LG	TD
09/07	at New England	5	40	8.0	14	0	0	0	0	--	0	0	0	0	--	0
09/17	Philadelphia	8	103	12.9	44	1	0	0	0	--	0	0	0	0	--	0
09/24	at L.A. Chargers	1	1	1.0	1	0	2	9	4.5	7	0	1	11	11.0	11	0
10/02	Washington	7	111	15.9	32	1	0	0	0	--	0	0	0	0	--	0
10/08	at Houston	8	98	12.3	26	0	1	16	16.0	16	0	0	0	0	--	0
10/15	Pittsburgh	4	37	9.3	23	0	1	16	16.0	16	0	0	0	0	--	0
10/19	at Oakland	4	33	8.3	10t	1	5	69	13.8	33	0	0	0	0	--	0
10/30	Denver	7	133	19.0	33	1	1	5	5.0	5	0	0	0	0	--	0
11/05	at Dallas	7	73	10.4	22	1	2	18	9.0	10	0	0	0	0	--	0
11/19	at N.Y. Giants	8	109	13.6	32	0	1	7	7.0	7	0	1	11	11.0	11	0
11/26	Buffalo	3	39	13.0	25	0	2	24	12.0	15	0	1	4	4.0	4	0
12/03	at N.Y. Jets															
12/10	Oakland															
12/16	L.A. Chargers															
12/24	Miami															
12/31	at Denver															
TOTALS		62	777	12.5	44	5	15	164	10.9	33	0	3	26	8.7	11	0

RECEIVING:	DE'ANTHONY THOMAS					ROSS TRAVIS					CHARCANDRICK WEST				
DATE OPP.	NO.	YDS	AVG	LG	TD	NO.	YDS	AVG	LG	TD	NO.	YDS	AVG	LG	TD
09/07 at New England	1	-2	-2.0	-2	0	0	0	0	--	0	1	4	4.0	4	0
09/17 Philadelphia	0	0	0	--	0	0	0	0	--	0	0	0	0	--	0
09/24 at L.A. Chargers	1	14	14.0	14	0	0	0	0	--	0	2	14	7.0	11	0
10/02 Washington	0	0	0	--	0	0	0	0	--	0	5	33	6.6	13	0
10/08 at Houston	1	10	10.0	10t	1	2	26	13.0	18	0	2	12	6.0	8t	2
10/15 Pittsburgh	3	61	20.3	57t	1	0	0	0	--	0	1	9	9.0	9	0
10/19 at Oakland	1	2	2.0	2	0	1	3	3.0	3	0	<i>INACTIVE</i>				
10/30 Denver	0	0	0	--	0	0	0	0	--	0	1	4	4.0	4	0
11/05 at Dallas	3	41	13.7	22	0	1	3	3.0	3	0	5	30	6.0	12	0
11/19 at N.Y. Giants	2	11	5.5	9	0	1	11	11.0	11	0	4	9	2.3	3	0
11/26 Buffalo	0	0	0	--	0	0	0	0	--	0	3	7	2.3	4	0
12/03 at N.Y. Jets															
12/10 Oakland															
12/16 L.A. Chargers															
12/24 Miami															
12/31 at Denver															
TOTALS	12	137	11.4	57t	2	5	43	8.6	18	0	24	122	5.1	13	2

RECEIVING:	ALBERT WILSON				
DATE OPP.	NO.	YDS	AVG	LG	TD
09/07 at New England	5	37	7.4	13	0
09/17 Philadelphia	2	22	11.0	12	0
09/24 at L.A. Chargers	3	18	6.0	11	1
10/02 Washington	4	63	15.8	37	0
10/08 at Houston	2	18	9.0	12	0
10/15 Pittsburgh	<i>INACTIVE</i>				
10/19 at Oakland	1	63	63.0	63t	1
10/30 Denver	0	0	0	--	0
11/05 at Dallas	<i>INACTIVE</i>				
11/19 at N.Y. Giants	<i>INACTIVE</i>				
11/26 Buffalo	3	36	12.0	19t	1
12/03 at N.Y. Jets					
12/10 Oakland					
12/16 L.A. Chargers					
12/24 Miami					
12/31 at Denver					
TOTALS	20	257	12.9	63t	3

Individual GxG Stats: PUNTING

2017 INDIVIDUAL GAME-BY-GAME STATS

PUNTING:		DUSTIN COLQUITT							
DATE	OPP.	NO.	YDS	AVG	TB	IN 20	LG	NET	BLK
09/07	at New England	6	262	43.7	0	3	59	42.3	0
09/17	Philadelphia	5	227	45.4	2	2	60	35.4	0
09/24	at L.A. Chargers	5	249	49.8	0	3	63	47.4	0
10/02	Washington	3	105	35.0	1	1	39	28.3	0
10/08	at Houston	2	86	43.0	0	0	53	18.5	0
10/15	Pittsburgh	4	190	47.5	0	3	54	47.5	0
10/19	at Oakland	3	137	45.7	0	3	56	45.7	0
10/30	Denver	5	209	41.8	0	2	53	41.2	0
11/05	at Dallas	5	231	46.2	1	1	54	42.0	0
11/19	at N.Y. Giants	5	215	43.0	0	4	58	41.4	0
11/26	Buffalo	8	390	48.8	0	2	56	41.1	0
12/03	at N.Y. Jets								
12/10	Oakland								
12/16	L.A. Chargers								
12/24	Miami								
12/31	at Denver								
TOTALS		51	2,301	45.1	4	24	63	40.6	0

Individual GxG Stats: FIELD GOALS

2017 INDIVIDUAL GAME-BY-GAME STATS

FIELD GOALS:		HARRISON BUTKER									
DATE	OPP.	0-19	20-29	30-39	40-49	50+	TOTAL	FGM	FGA	PCT	LG
09/07	at New England	<i>Panthers</i>									
09/17	Philadelphia	<i>Panthers</i>									
09/24	at L.A. Chargers	<i>Panthers</i>									
10/02	Washington	0-0	1-1	1-1	1-2	0-0	3-4	3	4	75.0	43
10/08	at Houston	0-0	0-0	2-2	3-3	0-0	5-5	5	5	100.0	49
10/15	Pittsburgh	0-0	0-0	1-1	1-1	0-0	2-2	2	2	100.0	46
10/19	at Oakland	0-0	0-0	2-2	0-0	1-1	3-3	3	3	100.0	53
10/30	Denver	0-0	1-1	1-1	2-2	1-1	5-5	5	5	100.0	51
11/05	at Dallas	0-0	0-0	1-1	0-0	0-0	1-1	1	1	100.0	38
11/19	at N.Y. Giants	0-0	1-1	2-2	0-0	0-0	3-3	3	3	100.0	31
11/26	Buffalo	0-0	0-0	0-0	1-1	0-0	1-1	1	1	100.0	45
12/03	at N.Y. Jets										
12/10	Oakland										
12/16	L.A. Chargers										
12/24	Miami										
12/31	at Denver										
TOTALS		0-0	3-3	10-10	8-9	2-2	23-24	23	24	95.8	53

FIELD GOALS:		CAIRO SANTOS									
DATE	OPP.	0-19	20-29	30-39	40-49	50+	TOTAL	FGM	FGA	PCT	LG
09/07	at New England	0-0	0-0	0-0	0-0	0-0	0-0	0	0	0.0	0
09/17	Philadelphia	0-0	0-0	2-2	0-0	0-0	2-2	2	2	100.0	39
09/24	at L.A. Chargers	0-0	0-0	1-1	0-0	0-0	1-1	1	1	100.0	34
10/02	Washington	<i>NOT ON ROSTER</i>									
10/08	at Houston	<i>NOT ON ROSTER</i>									
10/15	Pittsburgh	<i>NOT ON ROSTER</i>									
10/19	at Oakland	<i>NOT ON ROSTER</i>									
10/30	Denver	<i>NOT ON ROSTER</i>									
11/05	at Dallas	<i>NOT ON ROSTER</i>									
11/19	at N.Y. Giants	<i>NOT ON ROSTER</i>									
11/26	Buffalo	<i>Bears</i>									
12/03	at N.Y. Jets										
12/10	Oakland										
12/16	L.A. Chargers										
12/24	Miami										
12/31	at Denver										
TOTALS		0-0	0-0	3-3	0-0	0-0	3-3	3	3	100.0	39

Individual GxG Stats: DEFENSIVE

2017 INDIVIDUAL DEFENSIVE GAME-BY-GAME STATS

DATE OPP.	KENNETH ACKER				ALLEN BAILEY				ERIC BERRY			
	S A TK	TFL SK	INT FR FF	PR PD	S A TK	TFL SK	INT FR FF	PR PD	S A TK	TFL SK	INT FR FF	PR PD
09/07 at New England	0 0 0	0 0.0	0 0 0	0 0	5 1 6	1 1.0	0 0 0	1 0	4 3 7	1 0.0	0 0 0	0 0
09/17 Philadelphia	0 0 0	0 0.0	0 0 0	0 0	1 1 2	1 0.0	0 0 0	0 0	RESERVE/INJURED			
09/24 at L.A. Chargers	0 0 0	0 0.0	0 0 0	0 0	2 2 4	0 1.0	0 0 0	0 0	RESERVE/INJURED			
10/02 Washington	0 0 0	0 0.0	0 0 0	0 0	1 0 1	0 0.0	0 0 0	0 0	RESERVE/INJURED			
10/08 at Houston	0 0 0	0 0.0	0 0 0	0 0	2 1 3	0 0.0	0 0 0	0 0	RESERVE/INJURED			
10/15 Pittsburgh	0 0 0	0 0.0	0 0 0	0 0	2 4 6	1 0.0	0 0 0	0 0	RESERVE/INJURED			
10/19 at Oakland	0 0 0	0 0.0	0 0 0	0 0	1 2 3	0 0.0	0 0 0	0 0	RESERVE/INJURED			
10/30 Denver	5 1 6	0 0.0	1 0 0	0 1	2 1 3	1 0.0	0 0 0	0 0	RESERVE/INJURED			
11/05 at Dallas	5 0 5	0 0.0	0 0 0	0 0	1 0 1	0 0.0	0 0 0	0 0	RESERVE/INJURED			
11/19 at N.Y. Giants	1 0 1	0 0.0	0 0 0	0 0	INACTIVE				RESERVE/INJURED			
11/26 Buffalo	0 0 0	0 0.0	0 0 0	0 0	0 1 1	0 0.0	0 0 0	0 0	RESERVE/INJURED			
12/03 at N.Y. Jets												
12/10 Oakland												
12/16 L.A. Chargers												
12/24 Miami												
12/31 at Denver												
TOTALS	11 1 12	0 0.0	1 0 0	0 1	17 13 30	4 2.0	0 0 0	1 0	4 3 7	1 0.0	0 0 0	0 0

DATE OPP.	DEE FORD				PHILLIP GAINES				TAMBA HALI			
	S A TK	TFL SK	INT FR FF	PR PD	S A TK	TFL SK	INT FR FF	PR PD	S A TK	TFL SK	INT FR FF	PR PD
09/07 at New England	4 0 4	0 0.0	0 0 1	1 0	4 0 4	0 0.0	0 0 0	0 0	RESERVE/PHYSICALLY-UNABLE-TO-PERFORM			
09/17 Philadelphia	2 0 2	1 1.0	0 0 0	2 1	3 0 3	0 0.0	0 0 0	0 1	RESERVE/PHYSICALLY-UNABLE-TO-PERFORM			
09/24 at L.A. Chargers	1 0 1	0 0.0	0 0 0	2 0	3 2 5	1 0.0	0 0 0	0 0	RESERVE/PHYSICALLY-UNABLE-TO-PERFORM			
10/02 Washington	INACTIVE				1 0 1	0 0.0	0 0 0	0 0	RESERVE/PHYSICALLY-UNABLE-TO-PERFORM			
10/08 at Houston	INACTIVE				2 1 3	0 0.0	0 0 0	0 0	RESERVE/PHYSICALLY-UNABLE-TO-PERFORM			
10/15 Pittsburgh	1 3 4	1 1.0	0 0 0	1 0	1 3 4	1 0.0	0 0 0	0 0	RESERVE/PHYSICALLY-UNABLE-TO-PERFORM			
10/19 at Oakland	1 0 1	0 0.0	0 0 0	1 0	4 0 4	0 0.0	0 0 0	0 2	RESERVE/PHYSICALLY-UNABLE-TO-PERFORM			
10/30 Denver	1 0 1	1 0.0	0 0 0	0 0	0 0 0	0 0.0	0 0 0	0 0	RESERVE/PHYSICALLY-UNABLE-TO-PERFORM			
11/05 at Dallas	INACTIVE				0 0 0	0 0.0	0 0 0	0 0	1 0 1	0 0.0	0 0 0	0 0
11/19 at N.Y. Giants	INACTIVE				2 0 2	0 0.0	0 0 0	0 0	INACTIVE			
11/26 Buffalo	INACTIVE				0 0 0	0 0.0	0 0 0	0 0	0 0 0	0 0.0	0 0 0	0 0
12/03 at N.Y. Jets												
12/10 Oakland												
12/16 L.A. Chargers												
12/24 Miami												
12/31 at Denver												
TOTALS	10 3 13	3 2.0	0 0 1	7 1	20 6 26	2 0.0	0 0 0	0 3	1 0 1	0 0.0	0 0 0	0 0

DATE OPP.	JUSTIN HOUSTON				JARVIS JENKINS				DERRICK JOHNSON			
	S A TK	TFL SK	INT FR FF	PR PD	S A TK	TFL SK	INT FR FF	PR PD	S A TK	TFL SK	INT FR FF	PR PD
09/07 at New England	4 1 5	2 2.0	0 0 0	4 0	INACTIVE				4 4 8	2 0.0	0 0 0	0 1
09/17 Philadelphia	5 0 5	3 1.0	0 0 0	2 1	INACTIVE				2 0 2	1 0.0	0 0 0	0 0
09/24 at L.A. Chargers	4 2 6	1 1.0	0 0 0	2 2	INACTIVE				4 0 4	1 0.0	0 0 0	0 0
10/02 Washington	3 0 3	1 0.0	0 1 0	0 0	1 0 1	0 0.0	0 0 0	0 0	3 0 3	0 0.0	0 0 0	0 0
10/08 at Houston	2 1 3	1 1.5	0 0 0	2 0	0 0 0	0 0.0	0 0 0	0 0	2 3 5	0 0.0	0 1 0	0 1
10/15 Pittsburgh	2 2 4	0 0.0	0 0 0	0 0	INACTIVE				3 3 6	0 0.0	0 0 0	0 0
10/19 at Oakland	3 0 3	1 0.0	0 0 0	0 1	0 0 0	0 0.0	0 0 0	0 0	4 3 7	1 0.0	0 0 0	0 1
10/30 Denver	5 1 6	2 2.0	0 0 0	3 0	0 0 0	0 0.0	0 0 0	0 0	4 2 6	0 0.0	0 0 0	0 1
11/05 at Dallas	2 0 2	0 0.0	0 0 0	2 0	INACTIVE				2 1 3	0 0.0	0 0 0	0 0
11/19 at N.Y. Giants	5 2 7	1 0.0	0 0 0	0 0	2 0 2	0 0.0	0 0 0	0 0	3 1 4	0 0.0	0 0 0	0 1
11/26 Buffalo	3 1 4	2 1.0	0 0 0	2 0	0 1 1	0 0.0	0 0 0	0 0	1 2 3	0 0.0	0 0 0	0 0
12/03 at N.Y. Jets												
12/10 Oakland												
12/16 L.A. Chargers												
12/24 Miami												
12/31 at Denver												
TOTALS	38 10 48	14 8.5	0 1 0	17 4	3 1 4	0 0.0	0 0 0	0 0	32 19 51	5 0.0	0 1 0	0 5

DATE OPP.	CHRIS JONES				TANO KPASSAGNON				BENNIE LOGAN			
	S A TK	TFL SK	INT FR FF	PR PD	S A TK	TFL SK	INT FR FF	PR PD	S A TK	TFL SK	INT FR FF	PR PD
09/07 at New England	0 0 0	0 0.0	0 0 0	0 0	0 0 0	0 0.0	0 0 0	0 0	2 3 5	0 0.0	0 0 0	0 0
09/17 Philadelphia	4 0 4	1 3.0	1 0 2	2 1	0 0 0	0 0.0	0 0 0	0 0	1 1 2	1 1.0	0 0 0	1 1
09/24 at L.A. Chargers	2 1 3	1 0.0	0 0 0	2 0	0 0 0	0 0.0	0 0 0	0 0	2 0 2	1 0.0	0 0 0	0 0
10/02 Washington	1 1 2	0 0.0	0 0 0	0 0	0 0 0	0 0.0	0 0 0	0 0	4 0 4	0 0.0	0 0 0	0 0
10/08 at Houston	1 1 2	0 0.5	0 0 1	2 0	0 0 0	0 0.0	0 0 0	0 0	3 0 3	1 0.0	0 0 0	1 0
10/15 Pittsburgh	0 1 1	0 0.0	0 0 0	1 0	0 0 0	0 0.0	0 0 0	0 0	1 2 3	0 0.0	0 0 0	0 0
10/19 at Oakland	2 0 2	0 0.0	0 0 0	0 1	0 0 0	0 0.0	0 0 0	0 0	4 2 6	0 0.0	0 0 0	0 0
10/30 Denver	1 2 3	0 0.0	0 0 0	1 0	0 2 2	0 0.0	0 0 0	0 0	4 1 5	0 0.5	0 0 0	1 0
11/05 at Dallas	0 1 1	0 0.0	0 0 0	0 2	0 0 0	0 0.0	0 0 0	0 0	1 1 2	1 0.0	0 0 0	0 0
11/19 at N.Y. Giants	2 2 4	0 0.0	0 0 0	0 1	0 0 0	0 0.0	0 0 0	0 0	1 3 4	1 0.0	0 0 0	0 0
11/26 Buffalo	2 0 2	1 0.0	0 0 0	0 1	0 0 0	0 0.0	0 0 0	0 0	3 2 5	0 0.0	0 0 0	0 0
12/03 at N.Y. Jets												
12/10 Oakland												
12/16 L.A. Chargers												
12/24 Miami												
12/31 at Denver												
TOTALS	15 9 24	3 3.5	1 0 3	8 6	0 2 2	0 0.0	0 0 0	0 0	26 15 41	5 1.5	0 0 0	3 1

DATE OPP.	ROY MILLER				TERRANCE MITCHELL				ERIC MURRAY			
	S A TK	TFL SK	INT FR FF	PR PD	S A TK	TFL SK	INT FR FF	PR PD	S A TK	TFL SK	INT FR FF	PR PD
09/07 at New England	0 2 2	0 0.0	0 0 0	0 0	4 1 5	0 0.0	0 0 0	0 1	0 1 1	0 0.0	0 0 0	0 0
09/17 Philadelphia	0 0 0	0 0.0	0 0 0	0 1	4 0 4	0 0.0	0 0 0	0 1	6 0 6	0 0.0	0 0 0	0 2
09/24 at L.A. Chargers	0 1 1	0 0.0	0 0 0	0 0	9 0 9	0 0.0	2 0 0	0 4	2 0 2	0 0.0	0 0 0	0 0
10/02 Washington	0 0 0	0 0.0	0 0 0	0 0	4 0 4	0 0.0	0 0 0	0 2	4 0 4	1 0.0	0 0 0	0 0
10/08 at Houston	1 0 1	0 0.0	0 0 0	0 0	1 1 2	0 0.0	0 0 0	0 1	1 0 1	0 0.0	0 0 0	0 0
10/15 Pittsburgh	0 0 0	0 0.0	0 0 0	0 0	6 2 8	0 0.0	0 0 0	0 0	0 1 1	0 0.0	0 0 0	0 1
10/19 at Oakland		<i>INACTIVE</i>			6 1 7	0 0.0	0 0 0	0 1	4 1 5	0 0.0	0 0 0	0 1
10/30 Denver		<i>INACTIVE</i>			<i>DID NOT PLAY</i>				1 0 1	0 0.0	0 0 0	0 0
11/05 at Dallas	1 1 2	1 0.0	0 0 0	0 0	0 0 0	0 0.0	0 0 0	0 0	1 0 1	0 0.0	0 0 0	0 0
11/19 at N.Y. Giants		<i>NOT ON ROSTER</i>			0 0 0	0 0.0	0 0 0	0 0	0 0 0	0 0.0	0 0 0	0 0
11/26 Buffalo		<i>NOT ON ROSTER</i>			1 0 1	0 0.0	0 0 0	0 2	1 0 1	0 0.0	0 0 0	0 0
12/03 at N.Y. Jets												
12/10 Oakland												
12/16 L.A. Chargers												
12/24 Miami												
12/31 at Denver												
TOTALS	2 4 6	1 0.0	0 0 0	0 1	35 5 40	0 0.0	2 0 0	0 12	20 3 23	1 0.0	0 0 0	0 4

DATE OPP.	STEVEN NELSON				RAKEEM NUNEZ-ROCHES				RON PARKER			
	S A TK	TFL SK	INT FR FF	PR PD	S A TK	TFL SK	INT FR FF	PR PD	S A TK	TFL SK	INT FR FF	PR PD
09/07 at New England		<i>RESERVE/INJURED</i>			0 0 0	0 0.0	0 0 0	0 0	10 1 11	0 0.0	0 0 0	0 0
09/17 Philadelphia		<i>RESERVE/INJURED</i>			2 0 2	0 0.0	0 0 0	0 0	1 0 1	0 0.0	0 0 0	0 0
09/24 at L.A. Chargers		<i>RESERVE/INJURED</i>			1 0 1	0 0.0	0 0 0	0 0	1 1 2	0 0.0	0 0 0	0 0
10/02 Washington		<i>RESERVE/INJURED</i>			0 0 0	0 0.0	0 0 0	0 0	3 0 3	0 0.0	0 0 0	0 0
10/08 at Houston		<i>RESERVE/INJURED</i>			0 0 0	0 0.0	0 0 0	0 0	5 3 8	0 0.0	0 0 0	0 0
10/15 Pittsburgh		<i>RESERVE/INJURED</i>			0 1 1	0 0.0	0 0 0	0 0	3 1 4	0 0.0	0 0 0	0 0
10/19 at Oakland		<i>RESERVE/INJURED</i>			1 0 1	0 0.0	0 0 0	0 0	4 1 5	0 0.0	0 0 0	0 0
10/30 Denver	2 2 4	0 0.0	0 0 0	0 1	0 2 2	0 0.5	0 0 0	1 0	7 0 7	0 0.0	1 0 0	0 1
11/05 at Dallas	5 0 5	0 0.0	0 0 0	0 0	2 3 5	0 0.0	0 0 0	0 0	4 0 4	0 0.0	0 0 0	0 1
11/19 at N.Y. Giants	5 0 5	0 0.0	0 0 0	0 2	0 2 2	0 0.0	0 0 0	0 0	5 0 5	0 0.0	0 0 0	0 0
11/26 Buffalo	5 0 5	0 0.0	0 0 0	0 0	4 0 4	0 0.0	0 0 0	0 0	3 0 3	0 0.0	0 0 0	0 0
12/03 at N.Y. Jets												
12/10 Oakland												
12/16 L.A. Chargers												
12/24 Miami												
12/31 at Denver												
TOTALS	17 2 19	0 0.0	0 0 0	0 3	10 8 18	0 0.5	0 0 0	1 0	46 7 53	0 0.0	1 0 0	0 2

DATE OPP.	MARCUS PETERS				KEVIN PIERRE-LOUIS				REGGIE RAGLAND																								
	S	A	TK	TFL SK	INT	FR	FF	PR	PD	S	A	TK	TFL SK	INT	FR	FF	PR	PD															
09/07 at New England	1	1	2	0	0	0	0	0	0	INACTIVE				INACTIVE																			
09/17 Philadelphia	4	0	4	0	0	0	0	0	0	0	0	0	0	0	0	0	0	0	INACTIVE														
09/24 at L.A. Chargers	3	0	3	1	0	0	0	0	2	1	0	1	0	0	0	0	0	0	DID NOT PLAY														
10/02 Washington	4	0	4	0	0	0	0	0	0	INACTIVE				0	1	1	0	0	0	0	0	0											
10/08 at Houston	2	0	2	0	0	0	0	0	0	1	0	1	0	0	0	0	0	0	0	0	0	0	0	0	0	0	0						
10/15 Pittsburgh	3	0	3	0	0	0	0	0	2	2	3	5	0	0	0	0	0	0	0	0	3	1	4	0	0	0	0	0	0				
10/19 at Oakland	2	0	2	0	0	0	0	0	0	0	1	1	0	0	0	0	0	0	0	0	0	0	0	0	0	0	0	0	0				
10/30 Denver	2	0	2	0	0	0	0	0	0	0	0	0	0	0	0	0	0	0	0	0	2	2	4	0	0	0	0	0	0	0			
11/05 at Dallas	3	0	3	0	0	0	0	0	0	6	1	7	1	0	0	0	0	0	0	0	2	0	2	0	0	0	0	0	0	0	0		
11/19 at N.Y. Giants	2	3	5	0	0	0	0	0	0	4	1	5	0	0	0	0	0	0	0	0	8	1	9	1	0	0	0	0	0	0	0		
11/26 Buffalo	6	0	6	0	0	0	0	0	0	2	1	3	0	0	0	0	0	0	0	0	8	1	9	3	0	0	0	0	0	0	0		
12/03 at N.Y. Jets																																	
12/10 Oakland																																	
12/16 L.A. Chargers																																	
12/24 Miami																																	
12/31 at Denver																																	
TOTALS	32	4	36	1	0	0	3	1	2	0	5	16	7	23	1	0	0	0	0	0	23	6	29	4	0	0	0	0	0	0	0	0	

DATE OPP.	DANIEL SORENSEN				CAM THOMAS				RAMIK WILSON																									
	S	A	TK	TFL SK	INT	FR	FF	PR	PD	S	A	TK	TFL SK	INT	FR	FF	PR	PD																
09/07 at New England	2	0	2	0	0	0	0	0	0	NOT ON ROSTER				0	0	0	0	0	0	0	0	0	0	0	0	0	0	0	0	0	0	0		
09/17 Philadelphia	6	0	6	0	0	0	0	0	3	0	NOT ON ROSTER				4	0	4	2	0	0	0	0	0	0	0	0	0	0	0	0	0	0		
09/24 at L.A. Chargers	6	2	8	0	0	0	0	0	0	1	NOT ON ROSTER				3	0	3	1	0	0	0	0	0	0	0	0	0	0	0	0	0	0		
10/02 Washington	1	0	1	0	0	0	0	0	0	NOT ON ROSTER				0	0	0	0	0	0	0	0	0	0	0	0	0	0	0	0	0	0	0	0	
10/08 at Houston	4	2	6	0	0	5	0	0	0	1	1	NOT ON ROSTER				INACTIVE																		
10/15 Pittsburgh	4	4	8	1	0	0	0	0	0	NOT ON ROSTER				INACTIVE																				
10/19 at Oakland	6	3	9	2	0	0	0	0	0	1	NOT ON ROSTER				INACTIVE																			
10/30 Denver	5	2	7	0	0	0	0	0	0	NOT ON ROSTER				INACTIVE																				
11/05 at Dallas	4	2	6	0	0	0	0	0	0	NOT ON ROSTER				INACTIVE																				
11/19 at N.Y. Giants	5	1	6	0	0	0	0	0	0	1	1	0	0	0	0	0	0	0	0	0	0	0	0	0	0	0	0	0	0	0	0	0		
11/26 Buffalo	7	0	7	1	1	0	0	0	2	0	NOT ON ROSTER				0	0	0	0	0	0	0	0	0	0	0	0	0	0	0	0	0	0		
12/03 at N.Y. Jets																																		
12/10 Oakland																																		
12/16 L.A. Chargers																																		
12/24 Miami																																		
12/31 at Denver																																		
TOTALS	50	16	66	4	1	5	1	0	0	6	4	10	1	0	0	0	0	0	0	0	1	7	0	7	3	0	0	0	0	0	0	0	0	

DATE OPP.	FRANK ZOMBO								
	S	A	TK	TFL SK	INT	FR	FF	PR	PD
09/07 at New England	0	1	1	0	0	0	0	0	0
09/17 Philadelphia	0	0	0	0	0	0	0	0	0
09/24 at L.A. Chargers	0	2	2	0	0	0	0	0	0
10/02 Washington	3	2	5	0	0	0	0	0	1
10/08 at Houston	4	1	5	0	0	5	0	0	0
10/15 Pittsburgh	3	1	4	0	0	0	0	0	0
10/19 at Oakland	0	1	1	0	0	0	0	0	0
10/30 Denver	0	0	0	0	0	0	0	0	0
11/05 at Dallas	2	3	5	1	1	0	0	0	2
11/19 at N.Y. Giants	2	1	3	0	0	0	0	0	1
11/26 Buffalo	3	1	4	2	0	0	0	0	0
12/03 at N.Y. Jets									
12/10 Oakland									
12/16 L.A. Chargers									
12/24 Miami									
12/31 at Denver									
TOTALS	17	13	30	3	1	5	0	0	5

Individual GxG Stats: SPECIAL TEAMS

2017 INDIVIDUAL SPECIAL TEAMS GAME-BY-GAME STATS

DATE OPP.	KENNETH ACKER			JEHU CHESSON			DUSTIN COLQUITT			UKEME ELIGWE			DEMETRIUS HARRIS			AKEEM HUNT		
	TKL	AST	TOT	TKL	AST	TOT	TKL	AST	TOT	TKL	AST	TOT	TKL	AST	TOT	TKL	AST	TOT
09/07 at New England	0	0	0	0	0	0	0	0	0	1	0	1	0	1	1	<i>Texans</i>		
09/17 Philadelphia	0	0	0	<i>INACTIVE</i>			0	0	0	0	0	0	0	0	0	0	0	0
09/24 at L.A. Chargers	1	1	2	<i>INACTIVE</i>			0	0	0	<i>INACTIVE</i>			0	0	0	0	0	0
10/02 Washington	0	0	0	<i>INACTIVE</i>			0	0	0	0	0	0	0	0	0	0	0	0
10/08 at Houston	0	0	0	<i>INACTIVE</i>			1	0	1	0	0	0	0	0	0	0	0	0
10/15 Pittsburgh	0	0	0	0	0	0	0	0	0	0	0	0	0	0	0	0	0	0
10/19 at Oakland	0	0	0	0	0	0	0	0	0	0	0	0	0	0	0	0	0	0
10/30 Denver	0	0	0	2	0	2	0	0	0	1	0	1	0	0	0	0	0	0
11/05 at Dallas	0	0	0	0	0	0	0	0	0	0	0	0	0	0	0	0	0	0
11/19 at N.Y. Giants	0	0	0	0	0	0	0	0	0	0	0	0	0	0	0	2	0	2
11/26 Buffalo	0	0	0	2	0	2	0	0	0	<i>INACTIVE</i>			1	0	1	1	0	1
12/03 at N.Y. Jets																		
12/10 Oakland																		
12/16 L.A. Chargers																		
12/24 Miami																		
12/31 at Denver																		
TOTALS	1	1	2	4	0	4	1	0	1	2	0	2	1	1	2	4	0	4

DATE OPP.	ERIC MURRAY			KEVIN PIERRE-LOUIS			ANTHONY SHERMAN			TERRANCE SMITH			DANIEL SORENSEN			STEVEN TERRELL		
	TKL	AST	TOT	TKL	AST	TOT	TKL	AST	TOT	TKL	AST	TOT	TKL	AST	TOT	TKL	AST	TOT
09/07 at New England	0	0	0	<i>INACTIVE</i>			0	0	0	0	0	0	1	0	1	<i>NOT ON ROSTER</i>		
09/17 Philadelphia	0	0	0	0	0	0	0	0	0	0	0	0	0	0	0	0	0	0
09/24 at L.A. Chargers	1	0	1	1	0	1	0	0	0	0	0	0	0	0	0	0	0	0
10/02 Washington	0	0	0	<i>INACTIVE</i>			0	0	0	0	0	0	0	0	0	0	0	0
10/08 at Houston	0	1	1	0	0	0	0	0	0	1	0	1	0	0	0	0	0	0
10/15 Pittsburgh	1	0	1	0	0	0	0	0	0	0	0	0	0	0	0	<i>INACTIVE</i>		
10/19 at Oakland	0	0	0	0	0	0	0	0	0	1	0	1	0	0	0	0	0	0
10/30 Denver	1	0	1	2	0	2	0	0	0	1	0	1	0	0	0	<i>INACTIVE</i>		
11/05 at Dallas	0	0	0	1	0	1	0	0	0	0	0	0	0	0	0	1	0	1
11/19 at N.Y. Giants	1	0	1	0	0	0	0	0	0	0	0	0	0	0	0	0	0	0
11/26 Buffalo	0	0	0	1	0	1	1	0	1	<i>INACTIVE</i>			0	0	0	0	0	0
12/03 at N.Y. Jets																		
12/10 Oakland																		
12/16 L.A. Chargers																		
12/24 Miami																		
12/31 at Denver																		
TOTALS	4	1	5	5	0	5	1	0	1	3	0	3	1	0	1	1	0	1

DATE OPP.	DE'ANTHONY THOMAS			RAMIK WILSON			JAMES WINCHESTER			FRANK ZOMBO		
	TKL	AST	TOT	TKL	AST	TOT	TKL	AST	TOT	TKL	AST	TOT
09/07 at New England	0	0	0	0	0	0	0	0	0	0	0	0
09/17 Philadelphia	0	0	0	0	0	0	1	0	1	2	0	2
09/24 at L.A. Chargers	1	0	1	0	0	0	0	0	0	0	0	0
10/02 Washington	0	0	0	0	0	0	0	0	0	0	0	0
10/08 at Houston	0	1	1	<i>INACTIVE</i>			0	0	0	0	0	0
10/15 Pittsburgh	0	0	0	<i>INACTIVE</i>			0	0	0	0	0	0
10/19 at Oakland	0	0	0	<i>INACTIVE</i>			0	0	0	1	0	1
10/30 Denver	0	0	0	<i>INACTIVE</i>			0	0	0	0	0	0
11/05 at Dallas	0	0	0	<i>INACTIVE</i>			0	0	0	0	0	0
11/19 at N.Y. Giants	0	0	0	0	1	1	0	0	0	0	0	0
11/26 Buffalo	0	0	0	0	0	0	0	0	0	0	0	0
12/03 at N.Y. Jets												
12/10 Oakland												
12/16 L.A. Chargers												
12/24 Miami												
12/31 at Denver												
TOTALS	1	1	2	0	1	1	1	0	1	3	0	3

Individual GxG Stats: PUNT RETURNS

2017 INDIVIDUAL GAME-BY-GAME STATS

PUNT RETURNS: DATE OPP.	TYREEK HILL						DE'ANTHONY THOMAS					
	NO.	YDS	AVG	LG	FC	TD	NO.	YDS	AVG	LG	FC	TD
09/07 at New England	2	7	3.5	7	0	0	2	3	1.5	3	0	0
09/17 Philadelphia	1	8	8.0	8	1	0	0	0	0	--	0	0
09/24 at L.A. Chargers	2	10	5.0	9	0	0	0	0	0	--	0	0
10/02 Washington	1	0	0.0	--	2	0	0	0	0	--	0	0
10/08 at Houston	2	75	37.5	82t	0	1	2	8	4.0	8	0	0
10/15 Pittsburgh	3	39	13.0	32	0	0	0	0	0	--	0	0
10/19 at Oakland	2	13	6.5	13	0	0	0	0	0	--	0	0
10/30 Denver	1	0	0.0	--	0	0	0	0	0	--	0	0
11/05 at Dallas	1	0	0.0	--	3	0	1	0	0.0	--	0	0
11/19 at N.Y. Giants	2	9	4.5	5	0	0	2	8	4.0	8	0	0
11/26 Buffalo	2	0	0.0	5	2	0	0	0	0	--	0	0
12/03 at N.Y. Jets												
12/10 Oakland												
12/16 L.A. Chargers												
12/24 Miami												
12/31 at Denver												
TOTALS	19	161	8.5	82t	8	1	7	19	2.7	8	0	0

Individual GxG Stats: KICKOFF RETURNS

2017 INDIVIDUAL GAME-BY-GAME STATS

KICKOFF RETURNS: DATE OPP.	JEHU CHESSON						CHRIS CONLEY						AKEEM HUNT					
	NO.	YDS	AVG	LG	FC	TD	NO.	YDS	AVG	LG	FC	TD	NO.	YDS	AVG	LG	FC	TD
09/07 at New England	0	0	0	--	0	0	0	0	0	--	0	0	<i>Texans</i>					
09/17 Philadelphia	<i>INACTIVE</i>						0	0	0	--	0	0	1	40	40.0	40	0	0
09/24 at L.A. Chargers	<i>INACTIVE</i>						0	0	0	--	0	0	2	66	33.0	42	0	0
10/02 Washington	<i>INACTIVE</i>						0	0	0	--	0	0	1	25	25.0	25	0	0
10/08 at Houston	<i>INACTIVE</i>						1	8	8.0	8	0	0	2	49	24.5	34	0	0
10/15 Pittsburgh	0	0	0	--	0	0	<i>RESERVE/INJURED</i>						2	46	23.0	29	0	0
10/19 at Oakland	1	20	20.0	20	0	0	<i>RESERVE/INJURED</i>						1	17	17.0	17	0	0
10/30 Denver	0	0	0	--	0	0	<i>RESERVE/INJURED</i>						2	47	23.5	28	0	0
11/05 at Dallas	0	0	0	--	0	0	<i>RESERVE/INJURED</i>						2	51	25.5	26	0	0
11/19 at N.Y. Giants	0	0	0	--	0	0	<i>RESERVE/INJURED</i>						3	49	16.3	21	0	0
11/26 Buffalo	0	0	0	--	0	0	<i>RESERVE/INJURED</i>						1	32	32.0	32	0	0
12/03 at N.Y. Jets																		
12/10 Oakland																		
12/16 L.A. Chargers																		
12/24 Miami																		
12/31 at Denver																		
TOTALS	1	20	20.0	20	0	0	1	8	8.0	8	0	0	17	422	24.8	42	0	0

KICKOFF RETURNS: DATE OPP.	ANTHONY SHERMAN						DE'ANTHONY THOMAS						CHARCANDRICK WEST					
	NO.	YDS	AVG	LG	FC	TD	NO.	YDS	AVG	LG	FC	TD	NO.	YDS	AVG	LG	FC	TD
09/07 at New England	0	0	0	--	0	0	4	86	21.5	31	0	0	0	0	0	--	0	0
09/17 Philadelphia	0	0	0	--	0	0	2	49	24.5	25	0	0	0	0	0	--	0	0
09/24 at L.A. Chargers	0	0	0	--	0	0	0	0	0	--	0	0	0	0	0	--	0	0
10/02 Washington	0	0	0	--	0	0	1	18	18.0	18	0	0	0	0	0	--	0	0
10/08 at Houston	0	0	0	--	0	0	0	0	0	--	0	0	0	0	0	--	0	0
10/15 Pittsburgh	0	0	0	--	0	0	0	0	0	--	0	0	0	0	0	--	0	0
10/19 at Oakland	0	0	0	--	0	0	0	0	0	--	0	0	<i>INACTIVE</i>					
10/30 Denver	1	7	7.0	7	0	0	0	0	0	--	0	0	0	0	0	--	0	0
11/05 at Dallas	0	0	0	--	0	0	1	30	30.0	30	0	0	0	0	0	--	0	0
11/19 at N.Y. Giants	0	0	0	--	0	0	1	39	39.0	39	0	0	0	0	0	--	0	0
11/26 Buffalo	0	0	0	--	0	0	0	0	0	--	0	0	2	37	18.5	19	0	0
12/03 at N.Y. Jets																		
12/10 Oakland																		
12/16 L.A. Chargers																		
12/24 Miami																		
12/31 at Denver																		
TOTALS	1	7	7.0	7	0	0	9	222	24.7	39	0	0	2	37	18.5	19	0	0

Player Participation

2017 Kansas City Chiefs Player Participation

PLAYERS	@ NE 9/7	PHI 9/17	@ LAC 9/24	WAS 10/2	@ HOU 10/8	PIT 10/15	@ OAK 10/19	DEN 10/30	@ DAL 11/5	@ NYG 11/19	BUF 11/26	@ NYJ 12/3	OAK 12/10	LAC 12/16	MIA 12/24	@ DEN 12/31	P/S P/S	DNP/* DNP/*
Acker, Kenneth	P	P	P	P	P	P	P	RCB	P	P	P	-	-	-	-	-	11/1	0/0
Atkinson, George	NOT	NOT	PS	PS	PS	PS	PS	PS	PS	PS	PS	-	-	-	-	-	0/0	0/0
Bailey, Allen	RDE	RDE	RDE	RDE	RDE	LDE	LDE	LDE	RDE	*	P	-	-	-	-	-	10/9	0/1
Baxter, Keith	IR	IR	IR	IR	IR	IR	IR	IR	IR	IR	IR	-	-	-	-	-	0/0	0/0
Becton, Nick	NOT	NOT	NOT	NOT	NOT	NOT	NOT	PS	PS	PS	NOT	-	-	-	-	-	0/0	0/0
Berry, Eric	S	IR	IR	IR	IR	IR	IR	IR	IR	IR	IR	-	-	-	-	-	1/1	0/0
Bray, Tyler	*	*	*	*	*	*	*	*	*	*	*	-	-	-	-	-	0/0	0/11
Butker, Harrison	^	^	^	P	P	P	P	P	P	P	P	-	-	-	-	-	8/0	0/0
Chappell, Devin	IR	IR	IR	IR	IR	IR	IR	IR	IR	IR	IR	-	-	-	-	-	0/0	0/0
Charles, Orson	PS	PS	PS	PS	NOT	NOT	NOT	PS	PS	PS	PS	-	-	-	-	-	0/0	0/0
Cheek, Joseph	PSIR	PSIR	PSIR	NOT	NOT	NOT	NOT	NOT	NOT	NOT	NOT	-	-	-	-	-	0/0	0/0
Chesson, Jehu	P	*	*	*	*	P	P	P	P	P	P	-	-	-	-	-	7/0	0/4
Colquitt, Dustin	P	P	P	P	P	P	P	P	P	P	P	-	-	-	-	-	11/0	0/0
Conley, Chris	WR	WR	WR	WR	WR	IR	IR	IR	IR	IR	IR	-	-	-	-	-	5/5	0/0
Devey, Jordan	P	*	P	P	P	P	P	*	*	*	*	-	-	-	-	-	6/0	0/5
Dieter, Gehrig	PS	PS	PS	PS	PS	PS	PS	PS	PS	PS	PS	-	-	-	-	-	0/0	0/0
Duvernay-Tardif, Laurent	RG	RG	RG	RG	*	*	*	*	RG	RG	RG	-	-	-	-	-	7/7	0/4
Ehinger, Parker	*	*	*	*	DNP	DNP	DNP	DNP	*	*	*	-	-	-	-	-	0/0	4/7
Eligwe, Ukeme	P	P	*	P	P	P	P	P	P	P	*	-	-	-	-	-	9/0	0/2
Erving, Cameron	DNP	P	DNP	P	RG	RG	RG	P	P	P	P	-	-	-	-	-	9/3	2/0
Etta-Tawo, Amba	^	^	^	^	^	PS	PS	PS	PS	NOT	NOT	-	-	-	-	-	0/0	0/0
Fisher, Eric	LT	LT	LT	LT	LT	LT	LT	LT	LT	LT	LT	-	-	-	-	-	11/11	0/0
Ford, Dee	ROLB	ROLB	ROLB	*	*	ROLB	ROLB	ROLB	*	*	*	-	-	-	-	-	6/6	0/5
Fulton, Zach	P	P	C	C	C	C	C	RG	P	LG	LG	-	-	-	-	-	11/8	0/0
Gaines, Phillip	P	P	P	P	DB	P	CB	P	P	P	P	-	-	-	-	-	11/2	0/0
Glenn, Jacoby	IR	IR	IR	IR	IR	IR	NOT	NOT	NOT	NOT	NOT	-	-	-	-	-	0/0	0/0
Hali, Tamba	R/PUP	R/PUP	R/PUP	R/PUP	R/PUP	R/PUP	R/PUP	R/PUP	P	*	P	-	-	-	-	-	2/0	0/1
Harris, Demetrius	TE	TE	TE	P	P	P	TE	TE	P	TE	P	-	-	-	-	-	11/6	0/0
Hatley, Rickey	NOT	PS	NOT	NOT	NOT	NOT	NOT	NOT	NOT	PS	PS	-	-	-	-	-	0/0	0/0
Hawkins, Donald	IR	IR	IR	IR	IR	IR	IR	IR	IR	NOT	NOT	-	-	-	-	-	0/0	0/0
Hill, Tyreek	P	WR	WR	WR	WR	WR	P	WR	WR	WR	WR	-	-	-	-	-	11/9	0/0
Houston, Justin	LOLB	LOLB	LOLB	LOLB	LOLB	LOLB	LOLB	LOLB	LOLB	LOLB	LOLB	-	-	-	-	-	11/11	0/0
Hunt, Akeem	^	P	P	P	P	P	P	P	P	P	P	-	-	-	-	-	10/0	0/0
Hunt, Kareem	RB	RB	RB	RB	RB	RB	RB	RB	RB	RB	RB	-	-	-	-	-	11/11	0/0
Jenkins, Jarvis	*	*	*	*	P	*	P	P	*	P	P	-	-	-	-	-	6/0	0/5
Johnson, Derrick	LILB	LILB	LILB	LILB	LILB	RILB	LILB	RILB	LILB	LILB	RILB	-	-	-	-	-	11/11	0/0
Jones, Chris	DL	P	P	DE	LDE	P	P	P	P	LDE	LDE	-	-	-	-	-	11/5	0/0
Kelce, Travis	TE	TE	TE	TE	TE	TE	TE	TE	TE	TE	TE	-	-	-	-	-	11/11	0/0
Kemp, Marcus	PS	PS	PS	PS	PS	P	PS	PS	PS	PS	PS	-	-	-	-	-	1/0	0/0
Kpassagnon, Tanoh	P	P	P	P	P	P	P	P	P	P	P	-	-	-	-	-	11/0	0/0
Lampkin, Ashton	IR	IR	IR	IR	IR	IR	IR	IR	IR	IR	IR	-	-	-	-	-	0/0	0/0
Logan, Bennie	NT	NT	NT	NT	P	NT	RDE	NT	NT	NT	NT	-	-	-	-	-	11/10	0/0
Lucien, Devin	NOT	NOT	NOT	NOT	NOT	NOT	NOT	NOT	NOT	PS	PS	-	-	-	-	-	0/0	0/0
Mahomes, Patrick	DNP	DNP	DNP	DNP	DNP	DNP	DNP	DNP	DNP	DNP	DNP	-	-	-	-	-	0/0	11/0
Mama, Damien	PS	PS	PS	PS	PS	PS	PS	PS	PS	PS	PS	-	-	-	-	-	0/0	0/0
McQuay, Leon	PS	PS	PS	PS	PS	PS	PS	PS	PS	PS	PS	-	-	-	-	-	0/0	0/0
Miller, Roy	P	P	P	P	P	P	*	*	P	NOT	NOT	-	-	-	-	-	7/0	0/2
Mitchell, Terrance	RCB	RCB	RCB	RCB	RCB	RCB	RCB	DNP	P	P	P	-	-	-	-	-	10/7	1/0
Morse, Mitch	C	C	*	*	*	*	*	C	C	C	C	-	-	-	-	-	6/6	0/5
Murray, Eric	P	P	P	P	CB	P	P	P	P	P	P	-	-	-	-	-	11/1	0/0
Nelson, Steven	IR	IR	IR	IR	IR	IR	IR	P	P	RCB	RCB	-	-	-	-	-	4/2	0/0
Nicolas, Dadi	R/PUP	R/PUP	R/PUP	R/PUP	R/PUP	R/PUP	R/PUP	R/PUP	R/PUP	R/PUP	R/PUP	-	-	-	-	-	0/0	0/0
Nixon, Taurean	NOT	PS	NOT	NOT	NOT	NOT	NOT	NOT	NOT	NOT	NOT	-	-	-	-	-	0/0	0/0
Nunez-Roches, Rakeem	P	LDE	LDE	P	P	RDE	NT	RDE	LDE	RDE	RDE	-	-	-	-	-	11/8	0/0
Parker, Ron	S	S	S	S	S	S	S	S	S	S	S	-	-	-	-	-	11/11	0/0
Peters, Marcus	LCB	LCB	LCB	LCB	LCB	LCB	LCB	LCB	LCB	LCB	LCB	-	-	-	-	-	11/11	0/0
Pierre-Louis, Kevin	*	P	P	*	P	P	P	P	P	P	P	-	-	-	-	-	9/0	0/2
Ragland, Reggie	*	*	DNP	RILB	P	LILB	P	LILB	RILB	RILB	LILB	-	-	-	-	-	8/6	1/2
Reaser, Keith	^	NOT	PS	PS	PS	PS	PS	PS	PS	PS	PS	-	-	-	-	-	0/0	0/0
Redding, Devine	NOT	NOT	NOT	NOT	NOT	NOT	NOT	NOT	NOT	NOT	NOT	-	-	-	-	-	0/0	0/0
Redmond, Will	^	^	^	^	^	^	^	^	NOT	PS	PS	-	-	-	-	-	0/0	0/0
Revis, Darrelle	NOT	NOT	NOT	NOT	NOT	NOT	NOT	NOT	NOT	NOT	*	-	-	-	-	-	0/0	0/1
Robinson, Demarcus	P	P	P	P	P	WR	WR	P	WR	WR	WR	-	-	-	-	-	11/5	0/0
Ross, Daniel	NOT	NOT	PS	PS	PS	PS	PS	PS	PS	^	^	-	-	-	-	-	0/0	0/0
Rush, Marcus	NOT	PS	PS	PS	PS	NOT	NOT	NOT	NOT	NOT	NOT	-	-	-	-	-	0/0	0/0
Santos, Cairo	P	P	P	NOT	NOT	NOT	NOT	NOT	NOT	NOT	^	-	-	-	-	-	3/0	0/0
Schwartz, Mitchell	RT	RT	RT	RT	RT	RT	RT	RT	RT	RT	RT	-	-	-	-	-	11/11	0/0
Sherman, Anthony	P	P	P	P	P	FB	P	P	P	P	P	-	-	-	-	-	11/1	0/0
Smith, Alex	QB	QB	QB	QB	QB	QB	QB	QB	QB	QB	QB	-	-	-	-	-	11/11	0/0
Smith, Terrance	P	P	P	P	P	P	P	P	P	P	*	-	-	-	-	-	10/0	0/1
Sorensen, Daniel	P	S	S	S	S	S	S	S	S	S	S	-	-	-	-	-	11/10	0/0
Spiller, C.J.	P	NOT	NOT	NOT	NOT	NOT	P	NOT	NOT	NOT	NOT	-	-	-	-	-	2/0	0/0
Sterling, Neal	^	^	^	^	PS	PS	PS	^	^	^	^	-	-	-	-	-	0/0	0/0
Sterns, Jordan	R/NFIL	R/NFIL	R/NFIL	R/NFIL	R/NFIL	R/NFIL	R/NFIL	R/NFIL	R/NFIL	R/NFIL	R/NFIL	-	-	-	-	-	0/0	0/0
Terrill, Steven	NOT	P	P	P	P	*	P	*	P	P	P	-	-	-	-	-	8/0	0/2
Thomas, Cam	NOT	NOT	NOT	NOT	NOT	NOT	NOT	NOT	NOT	P	NOT	-	-	-	-	-	1/0	0/0
Thomas, De'Anthony	P	P	P	P	P	P	P	WR	P	P	P	-	-	-	-	-	11/1	0/0
Travis, Ross	TE	P	P	P	P	P	TE	TE	P	P	P	-	-	-	-	-	11/3	0/0
Ware, Spencer	IR	IR	IR	IR	IR	IR	IR	IR	IR	IR	IR	-	-	-	-	-	0/0	0/0
West, Charcandrick	P	P	P	P	P	P	*	P	P	P	P	-	-	-	-	-	10/0	0/1
White, D.J.	*	*	*	*	*	DNP	*	*	NOT	^	^	-	-	-	-	-	0/0	1/7
Williams, Isaiah	PS	PS	PS	PS	PS	^	^	^	^	^	NOT	-	-	-	-	-	0/0	0/0
Wilson, Albert	P	P	P	WR	WR	*	P	*	*	*	WR	-	-	-	-	-	8/3	0/3
Wilson, Ramik	RILB	RILB	RILB	P	*	*	*	*	*	P	P	-	-	-	-	-	6/3	0/5
Winchester, James	P	P	P	P	P	P	P	P	P	P	P	-	-	-	-	-	11/0	0/0
Witzmann, Bryan	LG	LG	LG	LG	LG	LG	LG	LG	LG	LG	P	-	-	-	-	-	11/9	0/0
Zombo, Frank	P	P	P	ROLB	ROLB	P	P	P	LOLB	ROLB	ROLB	-	-	-	-	-	11/5	0/0

LEGEND:

Starters indicated by position, P=Played, *=Inactive, DNP=Did Not Play, IR=Reserve/Injured, IRD=Injured Reserve - Designated For Return, NF=Non-Football Injury (NF), NFI=Non-Football Illness (NFI), PS=Practice Squad, PSI=Practice Squad Injured, PSIR=Practice Squad/Injured Reserve, PUP=Active/PUP, INJ=Injured, I=Inactive, I/SUS=Inactive/League Susp., N/NFIL=Inactive/NFIL, R/SUS=Reserve/League Susp., R/PUP=Reserve/Physically Unable-To-Perform, R/NFIL=Reserve/Non-Football Injury, R/NFIL=Reserve/NFIL, R/Team SUS.=Team Suspension, UNS=Unsigned, NOT=Not on Roster, #=Roster Exemption, ^=With Other Team

2017 KANSAS CITY CHIEFS CAPTAINS

Date	Opponent			
9/7	@ New England	Dustin Colquitt Alex Smith	Justin Houston Mitch Morse	Eric Berry
9/17	Philadelphia	Travis Kelce	Bennie Logan	Cairo Santos
9/24	@ LA Chargers	Rakeem Nunzez-Roches De'Anthony Thomas	Daniel Sorensen	Mitchell Schwartz
10/2	Washington	Allen Bailey	Chris Conley	Anthony Sherman
10/8	@ Houston	Akeem Hunt	Derrick Johnson	Albert Wilson
10/15	Pittsburgh	Tyreek Hill	Ron Parker	James Winchester
10/19	@ Oakland	Harrison Butker	Zach Fulton	Marcus Peters
10/30	Denver	Eric Fisher	Demetrius Harris	Frank Zombo
11/5	@ Dallas	Kenneth Acker	Derrick Johnson	Charcandrick West
11/19	@ NY Giants	Laurent Duvernay- Tardif	Chris Jones	Terrance Smith
11/26	Buffalo	Kevin Pierre-Louis	Reggie Ragland	Demarcus Robinson
12/3	@ NY Jets			
12/10	@ Oakland			
12/16	LA Chargers			
12/24	Miami			
12/31	@ Denver			

Game-By-Game Inactives

2017 INACTIVES			
DATE	OPPONENT	PLAYERS	
09/07	at New England	Tyler Bray Parker Ehinger Jarvis Jenkins Kevin Pierre-Louis	Reggie Ragland D.J. White
09/17	Philadelphia	Tyler Bray Jehu Chesson Jordan Devey Parker Ehinger	Jarvis Jenkins Reggie Ragland D.J. White
09/24	at L.A. Chargers	Tyler Bray Jehu Chesson Parker Ehinger Ukeme Eligwe	Jarvis Jenkins Mitch Morse D.J. White
10/02	Washington	Tyler Bray Jehu Chesson Parker Ehinger Dee Ford	Mitch Morse Kevin Pierre-Louis D.J. White
10/08	at Houston	Tyler Bray Jehu Chesson Laurent Duvernay-Tardif Dee Ford	Mitch Morse D.J. White Ramik Wilson
10/15	Pittsburgh	Tyler Bray Laurent Duvernay-Tardif Jarvis Jenkins Mitch Morse	Steven Terrell Albert Wilson Ramik Wilson
10/19	at Oakland	Tyler Bray Laurent Duvernay-Tardif Roy Miller Mitch Morse	Charcandrick West D.J. White Ramik Wilson
10/30	Denver	Tyler Bray Jordan Devey Laurent Duvernay-Tardif Roy Miller	Steven Terrell D.J. White Ramik Wilson
11/05	at Dallas	Tyler Bray Jordan Devey Parker Ehinger Dee Ford	Jarvis Jenkins Albert Wilson Ramik Wilson
11/19	at N.Y. Giants	Allen Bailey Tyler Bray Jordan Devey Parker Ehinger	Dee Ford Tamba Hali Albert Wilson
11/26	Buffalo	Tyler Bray Jordan Devey Parker Ehinger Ukeme Eligwe	Dee Ford Darrelle Revis Terrance Smith
12/03	at N.Y. Jets	--	--
12/10	Oakland	--	--
12/16	L.A. Chargers	--	--
12/24	Miami	--	--
12/31	at Denver	--	--

Turnover Chart

2017 - DEFENSIVE TAKEAWAYS					
DATE	OPPONENT	TAKEAWAY	QTR.	YD-LINE	RESULT
9/7	at New England	none			
9/17	Philadelphia	C. Jones INT (C. Wentz)	4	PHI-28	TD
9/24	at L.A. Chargers	T. Mitchell INT (P. Rivers)	1	LAC-43	TD
		M. Peters INT (P. Rivers)	1	KC-28	TD
		T. Mitchell INT (P. Rivers)	2	KC-47	FG
10/2	Washington	J. Houston FR (M. Peters FF)	4	WAS-13	TD
10/8	at Houston	D. Johnson FR (C. Jones FF)	2	HST-29	FG
10/15	Pittsburgh	M. Peters INT (B. Roethlisberger)	2	KC-36	Punt
10/19	at Oakland	none			
10/30	Denver	M. Peters FR (M. Peters FF)	1	DEN-45	TD
		M. Peters INT (T. Siemian)	1	KC-48	INT
		R. Parker INT (T. Siemian)	2	KC-21	Fumble
		K. Acker INT (T. Siemian)	4	DEN-31	FG
11/5	at Dallas	none			
11/19	at N.Y. Giants	D. Sorensen INT (S. Vereen)	1	KC-1	INT
11/26	Buffalo	none			
12/03	at N.Y. Jets	--	--	--	--
12/10	Oakland	--	--	--	--
12/16	L.A. Chargers	--	--	--	--
12/24	Miami	--	--	--	--
12/31	at Denver	--	--	--	--

2017 - OFFENSIVE GIVEAWAYS					
DATE	OPPONENT	GIVEAWAY	QTR.	YD-LINE	RESULT
9/7	at New England	K. Hunt fumble (J. Richards FF; D. McCourty FR)	1	KC-32	Downs
9/17	Philadelphia	none			
9/24	at L.A. Chargers	none			
10/2	Washington	none			
10/8	at Houston	none			
10/15	Pittsburgh	none			
10/19	at Oakland	none			
10/30	Denver	T. Hill INT (D. Stewart: touchback)	1	DEN-(-2)	FG
		A. Smith fumble (S. Barrett FF; D. Peko FR)	2	DEN-38	Punt
11/5	at Dallas	A. Smith INT (J. Heath)	4	DAL-36	Punt
11/19	at N.Y. Giants	A. Smith INT (D. Harrison)	1	KC-35	TD
		T. Kelce INT (L. Collins)	4	NYG-14	Punt
		A. Smith INT (J. Jenkins)	4	KC-40	FG
11/26	Buffalo	A. Smith INT (T. White)	4	BUF-27	EOG
12/03	at N.Y. Jets	--	--	--	--
12/10	Oakland	--	--	--	--
12/16	L.A. Chargers	--	--	--	--
12/24	Miami	--	--	--	--
12/31	at Denver	--	--	--	--

2017 - SPECIAL TEAMS/MISC TAKEAWAYS

DATE	OPPONENT	TAKEAWAY	QTR.	YD-LINE	RESULT
9/17	Philadelphia	A. Sherman FR (J. Winchester FF)	2	PHI-24	FG
10/30	Denver	D. Thomas FR (I. McKenzie fumble)	3	DEN-16	FG

2017 - TURNOVERS

Offense:	8 Giveaways 12 Points (1 TD, 2 FG)	Ratio +6 (14 takes, 8 gives)
Defense:	12 Takeaways 43 Points (5 TD, 3 FG)	
Special Teams:	0 Giveaways 0 Points (0 TD, 0 FG)	Points Off Turnovers Ratio +37 (49 scored, 12 allowed)
	2 Takeaways 6 Points (0 TD, 2 FG)	

Inside the 20

2017 - INSIDE THE 20			
DATE	OPPONENT	OFFENSE	DEFENSE
09/07	at New England	TD - Pass TD - Pass TD - Run	TD - Run Downs FG - 25 yards TD - Run TD - Run FG - 32 yards
09/17	Philadelphia	FG - 34 yards TD - Pass TD - Run	FG - 34 yards Missed FG TD - Pass FG - 40 yards TD - Pass
09/24	at L.A. Chargers	TD - Pass FG - 34 yards	TD - Run FG - 29 yards End of Game
10/02	Washington	TD - Pass TD - Run FG - 26 yards FG - 32 yards	FG - 19 yards TD - Pass
10/08	at Houston	FG - 35 yards TD - Pass TD - Pass FG - 35 yards TD - Pass	TD - Pass TD - Pass TD - Pass
10/15	Pittsburgh	Downs FG - 33 yards	TD - Run FG - 24 yards
10/19	at Oakland	TD - Pass FG - 37 yards	TD - Run FG - 26 yards TD - Pass
10/30	Denver	Interception FG - 25 yards FG - 32 yards	FG - 27 yards FG - 34 yards TD - Run TD - Pass
11/05	at Dallas	FG - 38 yards TD - Pass	TD - Pass TD - Run TD - Run TD - Pass
11/19	at N.Y. Giants	FG - 31 yards FG - 31 yards FG - 23 yards	Interception TD - Run FG - 26 yards FG - 23 yards
11/26	Buffalo	TD - Pass	TD - Pass FG - 34 yards End of Game
12/03	at N.Y. Jets	--	--
12/10	Oakland	--	--
12/16	L.A. Chargers	--	--
12/24	Miami	--	--
12/31	at Denver	--	--

	OFFENSE	DEFENSE
Inside the 20	30	39
Scores	28	34
Touchdowns	14	21
Field Goals	14	13
Total Points in 20	139	184
Fumbles	0	0
Interceptions	1	1
Missed Field Goals	0	1
Lost on Downs	1	1
End of Half/Game	0	2
TDs Outside	11	6

Goal to Go Situations

2017 - GOAL TO GO SITUATIONS

DATE	OPPONENT	OFFENSE	DEFENSE
09/07	at New England	TD - Pass TD - Pass TD - Run	TD - Run TD - Run TD - Run Field Goal - 32 yards
09/17	Philadelphia	TD - Run	TD - Pass
09/24	at L.A. Chargers	TD - Pass	End of Game
10/02	Washington	TD - Run	Field Goal - 19 yards TD - Pass
10/08	at Houston	TD - Pass	TD - Pass TD - Pass
10/15	Pittsburgh	NONE	TD - Run Field Goal - 24 yards
10/19	at Oakland	TD - Pass	TD - Run TD - Pass
10/30	Denver	Interception Field Goal - 25 yards	Field Goal - 27 yards TD - Run
11/05	at Dallas	TD - Pass	TD - Pass TD - Run TD - Run TD - Pass
11/19	at N.Y. Giants	NONE	TD - Run Field Goal - 23 yards
11/26	Buffalo	NONE	End of Game
12/03	at N.Y. Jets	--	--
12/10	Oakland	--	--
12/16	L.A. Chargers	--	--
12/24	Miami	--	--
12/31	at Denver	--	--

	OFFENSE	DEFENSE
Goal-To-Go Situations	11	23
Scores	10	21
Touchdowns	9	16
Field Goals	1	5
Total Points	66	127
Fumbles	0	0
Interceptions	1	0
Missed Field Goals	0	0
Lost on Downs	0	0
End of Half/Game	0	2

Big Run Plays (10+ Yards)

2017 - BIG RUN PLAYS (10+ YARDS)					
DATE	OPPONENT	CHIEFS PLAYER	YDS.	OPP. PLAYER	YDS.
09/07	at New England	Kareem Hunt	10	James White	10
		Kareem Hunt	10	Chris Hogan	13
		Kareem Hunt	13	Mike Gillislee	16
		Kareem Hunt	58	Rex Burkhead	14
		Charcandrick West	21T		
09/17	Philadelphia	Alex Smith	12	Darren Sproles	12
		Kareem Hunt	53T	Darren Sproles	11
		Kareem Hunt	12	Carson Wentz	13
				Carson Wentz	13
				Carson Wentz	24
09/24	at L.A. Chargers	Kareem Hunt	11	Melvin Gordon	10
		Kareem Hunt	10	Melvin Gordon	14
		Kareem Hunt	20	Melvin Gordon	14
		Kareem Hunt	11	Melvin Gordon	11T
		Kareem Hunt	20	Melvin Gordon	10
		Kareem Hunt	69T		
10/02	Washington	Alex Smith	11	Rob Kelley	12
		Kareem Hunt	12	Kirk Cousins	10
		Alex Smith	32	Kirk Cousins	15
		Kareem Hunt	17		
		Kareem Hunt	16		
10/08	at Houston	Kareem Hunt	12	Lamar Miller	15
		Kareem Hunt	23	Deshaun Watson	13
		Kareem Hunt	23	D'Onta Foreman	25
				Lamar Miller	18
				Deshaun Watson	16
10/15	Pittsburgh	Alex Smith	11	James Conner	11
				Le'Veon Bell	14
				Le'Veon Bell	10
				Le'Veon Bell	13
				Le'Veon Bell	17
				Le'Veon Bell	15
				Le'Veon Bell	12
				Le'Veon Bell	27
10/19	at Oakland	Kareem Hunt	34	Jalen Richard	10
				Derek Carr	15
				DeAndre Washington	11
10/30	Denver	Kareem Hunt	15	Jamaal Charles	18
		Kareem Hunt	11	C.J. Anderson	11
		Alex Smith	17	C.J. Anderson	12
		Alex Smith	14	Devontae Booker	26
				Trevor Siemian	14
		Jamaal Charles	10		
11/05	at Dallas	Tyreek Hill	12	Ezekiel Elliott	10
		Kareem Hunt	19	Dak Prescott	10T
				Ezekiel Elliott	11
				Dak Prescott	13
				Alfred Morris	11
11/19	at N.Y. Giants	Tyreek Hill	16	Orleans Darkwa	14
		Kareem Hunt	12	Shane Vereen	12
		Kareem Hunt	10	Orleans Darkwa	10
11/26	Buffalo	Alex Smith	11	LeSean McCoy	10
		Tyreek Hill	16	LeSean McCoy	14
		Alex Smith	13	LeSean McCoy	11
12/03	at N.Y. Jets	--	--	--	--
12/10	Oakland	--	--	--	--
12/16	L.A. Chargers	--	--	--	--
12/24	Miami	--	--	--	--
12/31	at Denver	--	--	--	--
TOTALS		36 - 687 (19.1), 3 TDS		50 - 681 (13.6), 2 TDS	

Big Pass Plays (20+ Yards)

2017 - BIG PASS PLAYS (20+ YARDS)					
DATE	OPPONENT	CHIEFS PLAYER	YDS.	OPP. PLAYER	YDS.
09/07	at New England	Alex Smith -> Tyreek Hill Alex Smith -> Kareem Hunt Alex Smith -> Chris Conley	75T 78T 25	Tom Brady -> Danny Amendola Tom Brady -> Danny Amendola Tom Brady -> Danny Amendola Tom Brady -> Brandin Cooks Tom Brady -> James White	27 22 22 54 26
09/17	Philadelphia	Alex Smith -> Travis Kelce Alex Smith -> Chris Conley	44 35	Carson Wentz -> Torrey Smith Carson Wentz -> Zach Ertz Carson Wentz -> Torrey Smith	22 53 24
09/24	at L.A. Chargers	Alex Smith -> Tyreek Hill	30T	Philip Rivers -> Travis Benjamin Philip Rivers -> Travis Benjamin	44 26
10/02	Washington	Alex Smith -> Travis Kelce Alex Smith -> Chris Conley Alex Smith -> Travis Kelce Alex Smith -> Travis Kelce Alex Smith -> Albert Wilson	32 21 20 20 37	Kirk Cousins -> Terrelle Pryor Kirk Cousins -> Vernon Davis Kirk Cousins -> Vernon Davis Kirk Cousins -> Josh Doctson	44T 20 69 20
10/08	at Houston	Alex Smith -> Travis Kelce Alex Smith -> Travis Kelce Alex Smith -> Tyreek Hill	20 26 38	Deshaun Watson -> Bruce Ellington Deshaun Watson -> Will Fuller Deshaun Watson -> DeAndre Hopkins Deshaun Watson -> Stephen Anderson Deshaun Watson -> Stephen Anderson	22 48T 34T 21 42
10/15	Pittsburgh	Alex Smith -> Kareem Hunt Alex Smith -> De'Anthony Thomas Alex Smith -> Kareem Hunt Alex Smith -> Travis Kelce	37 57T 29 23	Ben Roethlisberger -> Martavis Bryant Ben Roethlisberger -> Vance McDonald Ben Roethlisberger -> Antonio Brown Ben Roethlisberger -> Antonio Brown Ben Roethlisberger -> Antonio Brown	20 26 26 30 51T
10/19	at Oakland	Alex Smith -> Demarcus Robinson Alex Smith -> Tyreek Hill Alex Smith -> Albert Wilson Alex Smith -> Tyreek Hill	33 64T 63T 31	Derek Carr -> Jared Cook Derek Carr -> Amari Cooper Derek Carr -> Amari Cooper Derek Carr -> Amari Cooper Derek Carr -> Amari Cooper Derek Carr -> Jared Cook	24 38T 45T 21 39 28
10/30	Denver	Alex Smith -> Travis Kelce Alex Smith -> Tyreek Hill Alex Smith -> Travis Kelce	29T 25 33	Trevor Siemian -> Demaryius Thomas Trevor Siemian -> Bennie Fowler	22 29
11/05	at Dallas	Alex Smith -> Travis Kelce Alex Smith -> De'Anthony Thomas Alex Smith -> Tyreek Hill	22 22 56T	Dak Prescott -> Terrance Williams Dak Prescott -> Dez Bryant Dak Prescott -> Terrance Williams	27 21 56
11/19	at N.Y. Giants	Alex Smith -> Travis Kelce Alex Smith -> Travis Kelce Alex Smith -> Tyreek Hill Alex Smith -> Travis Kelce	22 21 38 32	Eli Manning -> Roger Lewis	34
11/26	Buffalo	Alex Smith -> Demetrius Harris Alex Smith -> Travis Kelce	28 25	Tyrod Taylor -> LeSean McCoy Tyrod Taylor -> Charles Clay	24 33
12/03	at N.Y. Jets	--	--	--	--
12/10	Oakland	--	--	--	--
12/16	L.A. Chargers	--	--	--	--
12/24	Miami	--	--	--	--
12/31	at Denver	--	--	--	--
TOTALS		34 - 1191 (35.0), 8 TDS		38 - 1234 (32.5), 6 TDS	

Advances Chart

2017 CHIEFS ADVANCES					
DATE	OPPONENT	RUSHES	COMPLETIONS	ADVANCES	OUTCOME
09/07	at New England	27	28	55	W 42-27
09/17	Philadelphia	19	21	40	W 27-20
09/24	at L.A. Chargers	25	16	41	W 24-10
10/02	Washington	31	27	58	W 29-20
10/08	at Houston	35	29	64	W 42-34
10/15	Pittsburgh	15	19	34	L 19-13
10/19	at Oakland	23	25	48	L 31-30
10/30	Denver	26	14	40	W 29-19
11/05	at Dallas	19	25	44	L 28-17
11/19	at N.Y. Giants	29	27	56	L 12-9 OT
11/26	Buffalo	19	23	42	L 16-10
12/03	at N.Y. Jets	--	--	--	--
12/10	Oakland	--	--	--	--
12/16	L.A. Chargers	--	--	--	--
12/24	Miami	--	--	--	--
12/31	at Denver	--	--	--	--
TOTALS		268	254	522	

2017 OPPONENT ADVANCES					
DATE	OPPONENT	RUSHES	COMPLETIONS	ADVANCES	OUTCOME
09/07	at New England	35	16	51	W 42-27
09/17	Philadelphia	17	25	42	W 27-20
09/24	at L.A. Chargers	26	20	46	W 24-10
10/02	Washington	26	14	40	W 29-20
10/08	at Houston	23	16	39	W 42-34
10/15	Pittsburgh	37	17	54	L 19-13
10/19	at Oakland	21	29	50	L 31-30
10/30	Denver	31	19	50	W 29-19
11/05	at Dallas	31	21	52	L 28-17
11/19	at N.Y. Giants	32	19	51	L 12-9 OT
11/26	Buffalo	37	19	56	L 16-10
12/03	at N.Y. Jets	--	--	--	--
12/10	Oakland	--	--	--	--
12/16	L.A. Chargers	--	--	--	--
12/24	Miami	--	--	--	--
12/31	at Denver	--	--	--	--
TOTALS		316	215	531	

CHIEFS RECORD WHEN:	
Having 45 or more advances	3 - 2
Having 50 or more advances	3 - 1
Having less than 45 advances	3 - 3
Having less than 50 advances	3 - 4
Allowing 45 or more advances	3 - 5
Allowing 50 or more advances	2 - 5
Allowing less than 45 advances	3 - 0
Allowing less than 50 advances	4 - 0

NOTE: Advances equal to all rushing attempts plus completions.

Scoring Drives

CHIEFS 2017 SCORING DRIVES								
DATE	OPPONENT	ACQUIRED	DRIVE START	PLAYS	YARDS	Q TIME	FIRST DOWNS	SCORING PLAY
09/07	at New England	Downs	KC 10	12	90	Q1 6:22	7	D. Harris: 7-yard pass from A. Smith
		Punt	KC 8	12	92	Q2 2:34	7	K. Hunt: 3-yard pass from A. Smith
		Punt	KC 25	1	75	Q3 0:09	1	T. Hill: 75-yard pass from A. Smith
		Kickoff	KC 10	3	90	Q3 1:02	2	K. Hunt: 78-yard pass from A. Smith
		Punt	KC 40	7	60	Q4 3:41	4	K. Hunt: 4-yard run
		Punt	KC 21	2	79	Q4 0:15	2	C. West: 21-yard run
09/17	Philadelphia	Kickoff	KC 11	8	73	Q1 3:38	2	C. Santos: 34-yard FG
		Fumble	PHI 24	4	3	Q2 0:49	0	C. Santos: 39-yard FG
		Kickoff	KC 17	5	83	Q3 2:48	3	K. Hunt: 53-yard run
		Interception	PHI 31	5	31	Q4 2:51	2	T. Kelce: 15-yard pass from A. Smith
		Punt	KC 44	6	56	Q4 3:13	3	K. Hunt: 2-yard run
09/24	at L.A. Chargers	Interception	LAC 43	4	43	Q1 1:56	2	T. Hill: 30-yard pass from A. Smith
		Interception	LAC 34	4	34	Q1 2:11	3	A. Wilson: 6-yard pass from A. Smith
		Interception	KC 47	9	37	Q2 6:09	2	C. Santos: 34-yard FG
		Punt	KC 20	4	80	Q4 1:16	2	K. Hunt: 69-yard run
10/02	Washington	Punt	KC 27	7	73	Q2 3:07	4	T. Kelce: 17-yard pass from A. Smith
		Kickoff	KC 21	10	79	Q3 5:40	6	A. Smith: 1-yard run
		Kickoff	KC 25	13	68	Q3 7:41	4	H. Butker: 26-yard FG
		Punt	KC 20	14	66	Q4 8:10	5	H. Butker: 32-yard FG
		Kickoff	KC 25	6	50	Q4 0:43	2	H. Butker: 43-yard FG
10/08	at Houston	Kickoff	KC 19	15	64	Q1 8:07	4	H. Butker: 35-yard FG
		Punt	KC 11	11	65	Q1 6:26	4	H. Butker: 42-yard FG
		Punt	KC 38	9	62	Q2 4:52	5	C. West: 8-yard pass from A. Smith
		Fumble	HOU 26	4	3	Q2 0:55	0	H. Butker: 41-yard FG
		Kickoff	KC 25	7	75	Q2 1:15	6	C. West: 4-yard pass from A. Smith
		Kickoff	KC 25	10	58	Q3 4:19	3	H. Butker: 35-yard FG
		Kickoff	KC 30	6	70	Q4 3:03	4	D. Thomas: 10-yard pass from A. Smith
		Kickoff	HOU 35	4	5	Q4 1:49	0	H. Butker: 49-yard FG
		Own Kickoff	PIT 32	4	4	Q1 1:29	0	H. Butker: 46-yard FG
10/15	Pittsburgh	Punt	KC 18	8	82	Q4 2:50	3	D. Thomas: 57-yard pass from A. Smith
		Kickoff	KC 33	6	52	Q4 1:07	2	H. Butker: 33-yard FG
10/19	at Oakland	Kickoff	KC 25	10	40	Q1 4:46	3	H. Butker: 53-yard FG
		Kickoff	KC 18	7	82	Q1 3:54	4	T. Kelce: 10-yard pass from A. Smith
		Punt	KC 1	3	99	Q2 1:32	2	T. Hill: 64-yard pass from A. Smith
		Missed FG	KC 43	10	36	Q2 3:45	2	H. Butker: 39-yard FG
		Kickoff	KC 25	6	75	Q3 3:37	2	A. Wilson: 63-yard pass from A. Smith
		Punt	KC 26	11	55	Q3 4:15	3	H. Butker: 37-yard FG
10/30	Denver	Punt	KC 32	5	68	Q1 1:39	3	T. Kelce: 29-yard pass from A. Smith
		Punt	KC 46	7	47	Q2 4:05	3	H. Butker: 25-yard FG
		Muffed Punt	DEN 16	4	2	Q3 0:54	0	H. Butker: 32-yard FG
		Kickoff	KC 25	8	50	Q3 3:44	2	H. Butker: 43-yard FG
		Downs	DEN 48	6	15	Q4 3:03	1	H. Butker: 51-yard FG
		Interception	DEN 22	4	-2	Q4 1:42	0	H. Butker: 42-yard FG
11/05	at Dallas	Punt	KC 36	9	44	Q2 5:08	3	H. Butker: 38-yard FG
		Kickoff	KC 37	2	63	Q2 0:13	1	T. Hill: 56-yard pass from A. Smith
		Kickoff	KC 38	9	62	Q3 5:54	5	T. Kelce: 2-yard pass from A. Smith
11/19	at N.Y. Giants	Kickoff	KC 26	15	61	Q2 9:17	5	H. Butker: 31-yard FG
		Downs	KC 33	7	54	Q3 3:05	2	H. Butker: 31-yard FG
		Kickoff	KC 26	9	69	Q4 1:37	4	H. Butker: 23-yard FG
11/26	Buffalo	Missed FG	KC 42	5	32	Q2 1:46	1	H. Butker: 45-yard FG
		Kickoff	KC 15	9	85	Q3 5:41	5	A. Wilson: 19-yard pass from A. Smith
12/03	at N.Y. Jets	--	--	--	--	--	--	
12/10	Oakland	--	--	--	--	--	--	
12/16	L.A. Chargers	--	--	--	--	--	--	
12/24	Miami	--	--	--	--	--	--	
12/31	at Denver	--	--	--	--	--	--	
	AVG			7.18	55.7	3:20	2.84	
	TOTALS			366	2,839	170:04	145	

Opponents Scoring Drives

CHIEFS OPPONENTS 2017 SCORING DRIVES								
DATE	OPPONENT	ACQUIRED	DRIVE START	PLAYS	YARDS	Q TIME	FIRST DOWNS	SCORING PLAY
09/07	at New England	Kickoff	NE 27	9	73	Q1 2:52	5	M. Gillislee: 2-yard run
		Kickoff	NE 25	8	67	Q1 3:07	3	S. Gostkowski: 25-yard FG
		Punt	NE 18	11	82	Q2 5:50	6	M. Gillislee: 2-yard run
		Punt	NE 46	3	54	Q3 1:21	4	M. Gillislee: 1-yard run
		Punt	NE 28	7	58	Q3 2:41	2	S. Gostkowski: 32-yard FG
09/17	Philadelphia	Kickoff	PHI 26	11	58	Q1 6:54	5	J. Elliott: 34-yard FG
		Punt	PHI 19	7	81	Q3 4:20	6	A. Jeffery: 16-yard pass from C. Wentz
		Kickoff	PHI 34	10	44	Q3 4:23	3	J. Elliott: 40-yard FG
		Kickoff	PHI 25	13	75	Q4 2:06	5	N. Agholor: 9-yard pass from C. Wentz
09/24	at L.A. Chargers	Kickoff	LAC 11	9	89	Q1 5:28	5	M. Gordon: 11-yard run
		Kickoff	LAC 25	13	64	Q2 4:30	5	Y. Koo: 29-yard FG
10/02	Washington	Kickoff	WAS 25	6	75	Q1 3:08	3	T. Pryor: 44-yard pass from K. Cousins
		Punt	WAS 49	14	50	Q1 7:39	3	D. Hopkins: 19-yard FG
		Kickoff	WAS 25	3	75	Q3 1:38	2	R. Grant: 3-yard pass from K. Cousins
		Kickoff	WAS 25	10	53	Q4 4:04	3	D. Hopkins: 40-yard FG
10/08	at Houston	Kickoff	HOU 25	8	75	Q2 2:28	5	D. Hopkins: 6-yard pass from D. Watson
		Punt	HOU 22	7	78	Q3 3:58	4	W. Fuller: 9-yard pass from D. Watson
		Kickoff	HOU 30	5	70	Q4 2:01	2	W. Fuller: 48-yard pass from D. Watson
		Punt	KC 37	3	37	Q4 0:24	1	D. Hopkins: 34-yard pass from D. Watson
		Kickoff	HOU 25	7	75	Q4 1:08	4	D. Hopkins: 1-yard pass from D. Watson
10/15	Pittsburgh	Kickoff	PIT 25	12	75	Q1 6:25	7	L. Bell: 3-yard run
		Punt	PIT 1	12	93	Q2 6:43	5	C. Boswell: 24-yard FG
		Kickoff	PIT 25	5	75	Q4 2:49	2	A. Brown: 51-yard pass from B. Roethlisberger
10/19	at Oakland	Kickoff	OAK 25	4	75	Q1 2:03	3	A. Cooper: 38-yard pass from D. Carr
		Kickoff	OAK 25	8	75	Q1 3:37	3	A. Cooper: 45-yard pass from D. Carr
		Kickoff	OAK 15	8	85	Q3 4:15	5	D. Washington: 4-yard run
		Kickoff	OAK 25	12	67	Q3 3:54	4	G. Tavecchio: 26-yard FG
		Punt	OAK 15	11	85	Q4 2:25	7	M. Crabtree: 2-yard pass from D. Carr
10/30	Denver	Interception	DEN 20	13	71	Q1 7:07	4	B. McManus: 27-yard FG
		Kickoff	DEN 25	9	60	Q3 4:19	3	B. McManus: 34-yard FG
		Punt	DEN 20	10	80	Q3 5:44	5	D. Booker: 6-yard run
		Kickoff	DEN 25	10	75	Q4 2:46	6	A. Derby: 11-yard pass from T. Siemian
11/05	at Dallas	Punt	DAL 39	7	61	Q1 3:58	4	C. Beasley: 6-yard pass from D. Prescott
		Punt	DAL 18	7	82	Q2 1:31	3	D. Prescott: 10-yard run
		Kickoff	DAL 25	12	75	Q3 5:37	6	E. Elliott: 2-yard run
		Punt	DAL 13	13	87	Q3 6:46	7	C. Beasley: 7-yard pass from D. Prescott
11/19	at N.Y. Giants	Interception	KC 26	6	26	Q1 2:17	3	O. Darkwa: 1-yard run
		Interception	KC 23	5	15	Q4 0:29	1	A. Rosas: 26-yard FG
		Punt	NYG 18	10	77	Q5 4:00	4	A. Rosas: 23-yard FG
11/26	Buffalo	Punt	BUF 42	9	58	Q1 4:24	5	Z. Jones: 11-yard pass from T. Taylor
		Punt	KC 44	6	28	Q2 2:50	1	S. Hauschka: 34-yard FG
		Kickoff	BUF 25	8	38	Q2 1:40	2	S. Hauschka: 56-yard FG
		Kickoff	BUF 25	5	44	Q3 2:27	2	S. Hauschka: 49-yard FG
12/03	at N.Y. Jets	--	--	--	--	--	--	
12/10	Oakland	--	--	--	--	--	--	
12/16	L.A. Chargers	--	--	--	--	--	--	
12/24	Miami	--	--	--	--	--	--	
12/31	at Denver	--	--	--	--	--	--	
	AVG			8.51	66.0	3:40	3.91	
	TOTALS			366	2,840	158:06	168	

The Last Time

2017 Regular Season
(As of Dec 3, 2017)

KICKOFF RETURNED FOR A TOUCHDOWN

KC	11/27/2016	@ Denver	Tyreek Hill	86 yards	9-R.Dixon kicks 66 yards from DEN 20 to KC 14. 10-T.Hill for 86 yards, TOUCHDOWN.
Opp.	11/7/2010	@ Oakland	Jacoby Ford	94 yards	6-R.Succop kicks 64 yards from KC 30 to OAK 6. 12-J.Ford for 94 yards, TOUCHDOWN. PENALTY on OAK-54-S.Williams, Unsportsmanlike Conduct, 15 yards, enforced between downs.

PUNT RETURNED FOR A TOUCHDOWN

KC	10/8/2017	@ Houston	Tyreek Hill	82 yards	(7:41) 9-S.Lechler punts 52 yards to KC 18, Center-46-J.Weeks. 10-T.Hill for 82 yards, TOUCHDOWN.
Opp.	12/9/2012	@ Cleveland	Travis Benjamin	93 yards	(15:00) (Punt formation) 2-D.Colquitt punts 41 yards to CLV 7, Center-43-T.Gafford. 80-T.Benjamin for 93 yards, TOUCHDOWN. Longest Punt Return in Cleveland Franchise History

INTERCEPTED PASS RETURNED FOR A TOUCHDOWN

KC	12/4/2016	@ Atlanta	Eric Berry	37 yards	(:48) (Shotgun) 2-M.Ryan pass short right intended for 18-T.Gabriel INTERCEPTED by 29-E.Berry at ATL 37. 29-E.Berry for 37 yards, TOUCHDOWN.
Opp.	1/1/2017	@ San Diego	Jahleel Addae	90 yards	(10:43) (Shotgun) 11-A.Smith pass short right intended for 34-K.Davis INTERCEPTED by 37-J.Addae (54-M.Ingram) at SD 10. 37-J.Addae for 90 yards, TOUCHDOWN.

FUMBLE RETURNED FOR A TOUCHDOWN

KC	10/30/2017	vs Denver	Marcus Peters	45 yards	(9:41) (Shotgun) 28-J.Charles right guard to KC 46 for 5 yards (22-M.Peters). FUMBLES (22-M.Peters), RECOVERED by KC-22-M.Peters at DEN 45. 22-M.Peters for 45 yards, TOUCHDOWN. PENALTY on KC-22-M.Peters, Unsportsmanlike Conduct, 15 yards, enforced between downs.
Opp.	9/17/2015	vs. Denver	Bradley Roby	21 yards	(:35) (Shotgun) 25-J.Charles up the middle to KC 21 for 1 yard (54-B.Marshall). FUMBLES (54-B.Marshall), RECOVERED by DEN-29-B.Roby at KC 21. 29-B.Roby for 21 yards, TOUCHDOWN. The Replay Official reviewed the fumble ruling, and the play was Upheld. The ruling on the field was confirmed.

BLOCKED FIELD GOAL RETURNED FOR A TOUCHDOWN

KC	12/6/1987	@ Cincinnati	Kevin Ross	28 yards	
Opp.	* Never Has Happened *				

BLOCKED PUNT RETURNED FOR A TOUCHDOWN

KC	9/13/2009	@ Baltimore	(10:09) (Punt formation) 4-S.Koch punt is BLOCKED by 47-J.McGraw, Center-70-M.Katula, RECOVERED by KC-47-J.McGraw at BLT 0. TOUCHDOWN.
Opp.	11/28/2010	@ Seattle	(:39) 2-D.Colquitt punt is BLOCKED by 39-K.Cox, Center-43-T.Gafford, RECOVERED by SEA-29-E.Thomas at KC 10. 29-E.Thomas for 10 yards, TOUCHDOWN.

MADE FIELD GOAL OF 50 YARDS OR LONGER

KC	10/30/2017	vs Denver	Harrison Butker	51 yards	(7:07) 7-H.Butker 51 yard field goal is GOOD, Center-41-J.Winchester, Holder-2-D.Colquitt.
Opp.	11/26/2017	vs. Buffalo	Stephen Hauschka	56 yards	(:09) 4-S.Hauschka 56 yard field goal is GOOD, Center-69-R.Ferguson, Holder-6-C.Schmidt.

SAFETY SCORED

KC	11/27/2016	@ Denver	(6:20) (Shotgun) 13-T.Siemian sacked at DEN 0 for -8 yards (50-J.Houston). FUMBLES (50-J.Houston) [50-J.Houston], recovered by DEN-73-R.Okung at DEN -5. 73-R.Okung tackled in End Zone, SAFETY.
Opp.	10/15/2017	vs. Pittsburgh	(7:53) 11-A.Smith Aborted. 73-Z.Fulton FUMBLES at KC 9, ball out of bounds in End Zone, SAFETY.
300 YARDS RUSHER			
KC	* Never Has Happened *		
Opp.	* Never Has Happened *		
200 YARDS RUSHER			
KC	12/23/2012	vs Indianapolis	Jamaal Charles 226 yards
Opp.	12/20/2009	vs. Cleveland	Jerome Harrison 286 yards
100 YARDS RUSHER			
KC	10/8/2017	@ Houston	Kareem Hunt 107 yards
Opp.	10/15/2017	vs. Pittsburgh	Le'Veon Bell 179 yards
100-YARD RUSHER AND 300-YARD PASSER			
KC	10/8/2017	@ Houston	Kareem Hunt 107 yards Alex Smith 324 yards
Opp.	10/2/2016	@ Pittsburgh	Le'Veon Bell 144 yards Ben Roethlisberger 300 yards
100-YARD RECEIVER AND 300-YARD PASSER			
KC	10/19/2017	@ Oakland	Tyreek Hill 125 yards Alex Smith 342 yards
Opp.	10/19/2017	@ Oakland	Amari Cooper 210 yards Derek Carr 417 yards
TWO 100-YARD RECEIVERS			
KC	12/3/2006	@ Cleveland	Eddie Kennison 117 yards Tony Gonzalez 105 yards
Opp.	10/19/2017	@ Oakland	Amari Cooper 210 yards Jared Cook 107 yards
100 YARDS RUSHING AND RECEIVING			
KC	10/2/2017	vs Washington	Kareem Hunt 101 yards Travis Kelce 111 yards
Opp.	10/15/2017	vs. Pittsburgh	Le'Veon Bell 179 yards Antonio Brown 155 yards
TWO 100-YARD RUSHERS			
KC	12/23/2012	vs Indianapolis	Jamaal Charles 226 yards Peyton Hillis 101 yards
Opp.	10/19/2008	vs. Tennessee	Chris Johnson 168 yards LenDale White 149 yards
100-YARD RUSHER, 300-YARD PASSER, 100-YARD RECEIVER			
KC	9/7/2017	@ New England	Kareem Hunt 148 yards Alex Smith 368 yards Tyreek Hill 133 yards
Opp.	12/1/2013	vs. Denver	Montee Ball 117 yards Peyton Manning 403 yards Eric Decker 174 yards
500 YARDS PASSING			
KC	11/4/2000	@ Oakland	Elvis Grbac 504 yards
Opp.	12/6/1990	@ Houston Oilers	Warren Moon 527 yards
400 YARDS PASSING			
KC	11/14/2010	@ Denver	Matt Cassel 469 yards
Opp.	10/19/2017	@ Oakland	Derek Carr 417 yards
300 YARDS PASSING			
KC	10/19/2017	@ Oakland	Alex Smith 342 yards
Opp.	9/17/2017	vs. Philadelphia	Carson Wentz 333 yards
200 YARDS RECEIVER			
KC	* Never Has Happened *		

Opp.	10/19/2017	@ Oakland	Amari Cooper	210 yards
100 YARDS RECEIVER				
KC	11/19/2017	@ N.Y. Giants	Travis Kelce	109 yards
Opp.	11/5/2017	@ Dallas	Terrance Williams	141 yards
400 NET PASSING YARDS				
KC	11/14/2010	@ Denver	Matt Cassel	433 yards
Opp.	10/19/2017	@ Oakland	Derek Carr	417 yards
300 NET PASSING YARDS				
KC	10/19/2017	@ Oakland	Alex Smith	331 yards
Opp.	11/27/2016	@ Denver	Trevor Siemian	340 yards
500 TOTAL YARDS OF OFFENSE				
KC	9/7/2017	@ New England	Kansas City 537, New England 371	
Opp.	10/19/2017	@ Oakland	Oakland 505, Kansas City 425	
400 TOTAL YARDS OF OFFENSE				
KC	10/19/2017	@ Oakland	Oakland 505, Kansas City 425	
Opp.	10/15/2017	vs. Pittsburgh	Pittsburgh 439, Kansas City 251	
SIX TOUCHDOWN PASSES				
KC	11/1/1964	vs. Denver	Len Dawson (25, 2, 64, 6, 28, 35)	6 tds
Opp.	* Never Has Happened *			
FIVE TOUCHDOWN PASSES				
KC	12/15/2013	@ Oakland	Alex Smith (49, 39, 71, 6, 16)	5 tds
Opp.	10/8/2017	@ Houston	Deshaun Watson (6, 9, 48, 34, 1)	5 tds
FOUR TOUCHDOWN PASSES				
KC	9/7/2017	@ New England	Alex Smith (78, 75, 3, 7)	4 tds
Opp.	10/8/2017	@ Houston	Deshaun Watson (6, 9, 48, 34, 1)	5 tds
THREE TOUCHDOWN PASSES				
KC	10/19/2017	@ Oakland	Alex Smith (10, 64, 63)	3 tds
Opp.	10/19/2017	@ Oakland	Derek Carr (38, 45, 2)	3 tds
FOUR TOUCHDOWNS RECEPTIONS				
KC	12/15/2013	@ Oakland	Jamaal Charles (49, 39, 16, 71)	4 tds
Opp.	12/1/2013	vs. Denver	Eric Decker (41, 15, 37, 1)	4 tds
THREE TOUCHDOWNS RECEPTIONS				
KC	12/15/2013	@ Oakland	Jamaal Charles (49, 39, 16, 71)	4 tds
Opp.	10/8/2017	@ Houston	DeAndre Hopkins (6, 34, 1)	3 tds
TWO TOUCHDOWNS RECEPTIONS				
KC	10/8/2017	@ Houston	Charcandrick West (8, 4)	2 tds
Opp.	11/5/2017	@ Dallas	Cole Beasley (6, 7)	2 tds
FIVE TOUCHDOWNS RUSHING				
KC	* Never Has Happened *			
Opp.	12/7/2003	@ Denver	Clinton Portis (11, 59, 28, 1, 53)	5 tds
FOUR TOUCHDOWNS RUSHING				
KC	10/24/2004	vs Atlanta	Derrick Blaylock (7, 1, 3, 2)	4 tds
Opp.	12/7/2003	@ Denver	Clinton Portis (11, 59, 28, 1, 53)	5 tds
THREE TOUCHDOWNS RUSHING				
KC	9/28/2015	@ Green Bay	Jamaal Charles (4, 7, 9)	3 tds
Opp.	9/7/2017	@ New England	Mike Gillislee (2, 2, 1)	3 tds
TWO TOUCHDOWNS RUSHING				
KC	9/17/2017	vs Philadelphia	Kareem Hunt (53, 2)	2 tds
Opp.	9/7/2017	@ New England	Mike Gillislee (2, 2, 1)	3 tds
FIVE FIELD GOALS				
KC	10/30/2017	vs Denver	Harrison Butker (25, 32, 43, 51, 42)	5 fg
Opp.	11/30/2014	vs. Denver	Connor Barth (22, 24, 30, 33, 37)	5 fg
FOUR FIELD GOALS				

KC	10/30/2017	vs Denver	Harrison Butker (25, 32, 43, 51, 42)		5 fg
Opp.	11/20/2016	vs. Tampa Bay	Roberto Aguayo (31, 22, 41, 36)		4 fg
THREE FIELD GOALS					
KC	11/19/2017	@ N.Y. Giants	Harrison Butker (31, 31, 23)		3 fg
Opp.	11/26/2017	vs. Buffalo	Stephen Hauschka (34, 56, 49)		3 fg
FOUR OR MORE INTERCEPTION GAME					
KC	9/29/1985	vs. Seattle	Derron Cherry		4 int
Opp.	10/7/2001	@ Denver	Deltha O'Neal		4 int
THREE INTERCEPTION GAME					
KC	11/27/2005	vs New England	Greg Wesley		3 int
Opp.	10/1/1989	@ Bengals	David Fulcher		3 int
TWO INTERCEPTION GAME					
KC	9/24/2017	@ L.A. Chargers	Terrance Mitchell		2 int
Opp.	9/7/2014	vs. Tennessee	Jason McCourty		2 int
FOUR SACK GAME					
KC	12/28/2014	vs San Diego	Justin Houston		4.0 sacks
Opp.	11/9/2003	vs. Cleveland	Andra Davis		4.0 sacks
THREE SACK GAME					
KC	9/17/2017	vs Philadelphia	Chris Jones		3.0 sacks
Opp.	9/24/2017	@ L.A. Chargers	Melvin Ingram		3.0 sacks
TWO SACK GAME					
KC	10/30/2017	vs Denver	Justin Houston		2.0 sacks
Opp.	10/15/2017	vs. Pittsburgh	Vince Williams		2.0 sacks
BLOCKED FIELD GOAL					
KC	10/11/2015	vs Chicago	Cairo Santos	27 yards	(8:49) 5-C.Santos 27 yard field goal is BLOCKED (92-P.McPhee), Center-41-J.Winchester, Holder-2-D.Colquitt, recovered by KC-42-A.Sherman at CHI 15. 42-A.Sherman to CHI 15 for no gain (90-J.Ratliff).
Opp.	10/19/2017	@ Oakland	Giorgio Tavecchio	53 yards	(4:56) 2-G.Tavecchio 53 yard field goal is BLOCKED (21-E.Murray), Center-59-J.Condo, Holder-7-M.King.
BLOCKED PUNT					
KC	9/8/2013	@ Jacksonville	(12:32) 2-D.Colquitt punt is BLOCKED by 52-J.Thomas, Center-43-T.Gafford, ball out of bounds in End Zone, SAFETY.		
Opp.	1/3/2016	vs. Oakland	(9:05) 7-M.King punt is BLOCKED by 57-D.Alexander, Center-47-T.Gafford, ball out of bounds in End Zone, SAFETY.		
MISSED POINT AFTER TOUCHDOWN ATTEMPT					
KC	12/25/2016	vs Denver	5-C.Santos extra point is No Good, Wide Left, Center-41-J.Winchester, Holder-2-D.Colquitt.		
Opp.	11/19/2017	@ N.Y. Giants	2-A.Rosas extra point is No Good, Wide Right, Center-51-Z.DeOssie, Holder-9-B.Wing.		
MADE TWO-POINT CONVERSION					
KC	11/27/2016	@ Denver	TWO-POINT CONVERSION ATTEMPT. 11-A.Smith pass to 84-D.Harris is complete. ATTEMPT SUCCEEDS.		
Opp.	10/8/2017	@ Houston	(Shotgun) TWO-POINT CONVERSION ATTEMPT. 4-D.Watson rushes up the middle. ATTEMPT SUCCEEDS.		
FAILED TWO-POINT CONVERSION					
KC	10/8/2017	@ Houston	(Shotgun) TWO-POINT CONVERSION ATTEMPT. 11-A.Smith pass to 84-D.Harris is incomplete. ATTEMPT FAILS. Pass failed, knocked down by #98		
Opp.	10/30/2017	vs. Denver	TWO-POINT CONVERSION ATTEMPT. 13-T.Siemian pass to 88-D. Thomas is incomplete. ATTEMPT FAILS.		
SUCCESSFUL ONSIDE KICK					
KC	10/15/2017	vs Pittsburgh	2-D.Colquitt kicks 48 yards from KC 20 to PIT 32. RECOVERED by KC-80-J.Chesson.		

Opp.	9/17/2017	vs. Philadelphia	4-J.Elliott kicks onside 26 yards from PHI 35 to KC 39, impetus ends at PHI 46. RECOVERED by PHI-88-T.Burton.
50 POINTS			
KC	12/15/2013	@ Oakland	Kansas City 56, Oakland 31
Opp.	11/23/2008	vs. Buffalo	Buffalo 54, Kansas City 31
40 POINTS			
KC	10/8/2017	@ Houston	Kansas City 42, Houston 34
Opp.	10/2/2016	@ Pittsburgh	Pittsburgh 43, Kansas City 14
SHUTOUT			
KC	10/23/2011	@ Oakland	Kansas City 28, Oakland 0
Opp.	12/16/2012	@ Oakland	Oakland 15, Kansas City 0
OVERTIME WIN			
KC	11/27/2016	@ Denver	Kansas City 30, Denver 27
OVERTIME LOSS			
KC	11/19/2017	@ N.Y. Giants	N.Y. Giants 12, Kansas City 9
OVERTIME TIE			
KC	11/19/1989	@ Cleveland	Kansas City 10, Cleveland 10



CHIEFS

LAST GAME & OPPONENT GAMEBOOKS

THIS IS CHIEFS KINGDOM

National Football League Game Summary

NFL Copyright © 2017 by The National Football League. All rights reserved. This summary and play-by-play is for the express purpose of assisting media in their coverage of the game; any other use of this material is prohibited without the written permission of the National Football League. Updated: 11/27/2017

Date: Sunday, 11/26/2017

Buffalo Bills at Kansas City Chiefs
at Arrowhead Stadium, Kansas City, MO

Start Time: 12:03 PM CST

Game Day Weather

Game Weather: Partly Cloudy
Played Outdoor on Turf: Natural Grass

Temp: 62° F (16.7° C) Humidity: 36%, Wind: South Southwest 9 mph

Officials

Referee: Vinovich, Bill (52)	Umpire: Sritesky, Bruce (102)	Down Judge: McKinnely, Phil (110)
Line Judge: Perlman, Mark (78)	Field Judge: Lucivansky, Jon (89)	Side Judge: Cavaletto, Gary (60)
Back Judge: Meyer, Greg (78)	Replay Official: Nazzaro, Louis (0)	

Lineups

Buffalo Bills			Kansas City Chiefs				
Offense		Defense	Offense		Defense		
WR 10	D.Thompson	LDE 54	E.Yarbrough	WR 10	T.Hill	LDE 95	C.Jones
LT 73	D.Dawkins	LDT 95	K.Williams	LT 72	E.Fisher	NT 96	B.Logan
LG 64	R.Incognito	RDT 91	C.Thornton	LG 73	Z.Fulton	RDE 99	R.Nunez-Roches
C 70	E.Wood	RDE 55	J.Hughes	C 61	M.Morse	LOLB 50	J.Houston
RG 62	V.Ducasse	MLB 52	P.Brown	RG 76	L.Duvernay-Tardif	LILB 59	R.Ragland
RT 79	J.Mills	WLB 50	R.Humber	RT 71	M.Schwartz	RILB 56	D.Johnson
TE 85	C.Clay	LCB 27	T.White	TE 87	T.Kelce	ROLB 51	F.Zombo
WR 11	Z.Jones	RCB 28	E.Gaines	WR 12	A.Wilson	LCB 22	M.Peters
QB 5	T.Taylor	SS 23	M.Hyde	WR 14	D.Robinson	RCB 20	S.Nelson
RB 25	L.McCoy	FS 21	J.Poyer	QB 11	A.Smith	S 38	R.Parker
FB 42	P.DiMarco	DB 24	L.Johnson	RB 27	K.Hunt	S 49	D.Sorensen

Substitutions

K 4 S.Hauschka, P 6 C.Schmidt, QB 14 J.Webb, WR 15 B.Tate, WR 18 A.Holmes, S 29 S.Thomas, CB 30 L.Pitts, S 36 T.Elston, RB 39 T.Cadet, LB 40 T.Vallejo, LB 44 D.Lacey, DE 56 R.Davis, LB 57 L.Alexander, LB 58 M.Milano, T 66 S.Henderson, LS 69 R.Ferguson, G 72 R.Groy, TE 84 N.O'Leary, WR 87 J.Matthews, TE 88 K.Lee, DE 90 S.Lawson, DT 92 A.Washington, DT 98 D.Coleman

Substitutions

P 2 D.Colquitt, K 7 H.Butker, WR 13 D.Thomas, DB 21 E.Murray, CB 23 P.Gaines, CB 25 K.Acker, S 30 S.Terrell, RB 31 A.Hunt, RB 35 C.West, CB 39 T.Mitchell, LS 41 J.Winchester, FB 42 A.Sherman, LB 53 R.Wilson, LB 57 K.Pierre-Louis, G 70 B.Witzmann, OL 75 C.Erving, WR 80 J.Chesson, TE 84 D.Harris, TE 88 R.Travis, LB 91 T.Hali, LB 92 T.Kpassagnon, DL 94 J.Jenkins, DL 97 A.Bailey

Did Not Play

QB 2 N.Peterman

Did Not Play

QB 15 P.Mahomes

Not Active

WR 13 K.Benjamin, CB 20 S.Wright, FB 35 M.Tolbert, T 68 C.McDermott, G 76 J.Miller, T 77 C.Glenn, TE 82 L.Thomas

Not Active

QB 9 T.Bray, CB 24 D.Revis, LB 45 U.Eligwe, LB 48 T.Smith, LB 55 D.Ford, G 65 J.Devey, OL 79 P.Ehinger

Field Goals (made () & missed)

S.Hauschka	(34) 52WR (56) (49)	H.Butker	(45)				
		1	2	3	4	OT	Total
VISITOR:	Buffalo Bills	7	6	3	0	0	16
HOME:	Kansas City Chiefs	0	3	7	0	0	10

Scoring Plays

Team	Qtr	Time	Play Description (Extra Point) (Drive Info)	Visitor	Home
Bills	1	1:29	Z.Jones 11 yd. pass from T.Taylor (S.Hauschka kick) (9-58, 4:24)	7	0
Bills	2	12:01	S.Hauschka 34 yd. Field Goal (6-28, 2:50)	10	0
Chiefs	2	1:44	H.Butker 45 yd. Field Goal (5-32, 1:46)	10	3
Bills	2	0:04	S.Hauschka 56 yd. Field Goal (8-38, 1:40)	13	3
Chiefs	3	9:19	A.Wilson 19 yd. pass from A.Smith (H.Butker kick) (9-85, 5:41)	13	10
Bills	3	6:52	S.Hauschka 49 yd. Field Goal (5-44, 2:27)	16	10

Paid Attendance: 74,929

Time: 2:56

Buffalo Bills vs Kansas City Chiefs
11/26/2017 at Arrowhead Stadium

Final Team Statistics

	Visitor Bills	Home Chiefs
TOTAL FIRST DOWNS	17	14
By Rushing	6	3
By Passing	9	10
By Penalty	2	1
THIRD DOWN EFFICIENCY	6-17-35%	2-13-15%
FOURTH DOWN EFFICIENCY	0-0-0%	0-1-0%
TOTAL NET YARDS	268	236
Total Offensive Plays (inc. times thrown passing)	68	57
Average gain per offensive play	3.9	4.1
NET YARDS RUSHING	104	55
Total Rushing Plays	37	19
Average gain per rushing play	2.8	2.9
Tackles for a loss-number and yards	7-16	5-22
NET YARDS PASSING	164	181
Times thrown - yards lost attempting to pass	2-19	2-18
Gross yards passing	183	199
PASS ATTEMPTS-COMPLETIONS-HAD INTERCEPTED	29-19-0	36-23-1
Avg gain per pass play (inc.# thrown passing)	5.3	4.8
KICKOFFS Number-In End Zone-Touchbacks	5-5-2	3-3-3
PUNTS Number and Average	7-41.1	8-48.8
Had Blocked	0	0
FGs - PATs Had Blocked	0-0	0-0
Net Punting Average	41.1	41.1
TOTAL RETURN YARDAGE (Not Including Kickoffs)	124	0
No. and Yards Punt Returns	6-61	2-0
No. and Yards Kickoff Returns	0-0	3-69
No. and Yards Interception Returns	1-63	0-0
PENALTIES Number and Yards	6-50	6-50
FUMBLES Number and Lost	1-0	0-0
TOUCHDOWNS	1	1
Rushing	0	0
Passing	1	1
EXTRA POINTS Made-Attempts	1-1	1-1
Kicking Made-Attempts	1-1	1-1
FIELD GOALS Made-Attempts	3-4	1-1
RED ZONE EFFICIENCY	1-3-33%	1-1-100%
GOAL TO GO EFFICIENCY	0-1-0%	0-0-0%
SAFETIES	0	0
FINAL SCORE	16	10
TIME OF POSSESSION	33:18	26:42

Buffalo Bills vs Kansas City Chiefs
11/26/2017 at Arrowhead Stadium

Ball Possession And Drive Chart

Buffalo Bills

#	Time Recd	Time Lost	Time Poss	How Ball Obtained	Drive Began	# Play	Yds Gain	Yds Pen	Net Yds	1st Down	Last Scrm	How Given Up
1	15:00	12:41	2:19	Kickoff	BUF 25	6	24	0	24	1	BUF 49	Punt
2	11:38	9:38	2:00	Punt	BUF 35	3	8	0	8	0	BUF 43	Punt
3	8:14	6:57	1:17	Punt	BUF 25	4	11	0	11	1	BUF 36	Punt
4	5:53	1:29	4:24	Punt	BUF 42	9	46	12	58	5	* KC 11	Touchdown
5	14:51	12:01	2:50	Punt	KC 44	6	28	0	28	1	* KC 16	Field Goal
6	10:17	3:30	6:47	Punt	BUF 23	13	44	0	44	3	KC 33	Missed FG
7	1:44	0:04	1:40	Kickoff	BUF 25	8	38	0	38	2	KC 37	Field Goal
8	9:19	6:52	2:27	Kickoff	BUF 25	5	29	15	44	2	KC 31	Field Goal
9	4:38	2:47	1:51	Punt	BUF 26	3	-2	0	-2	0	BUF 24	Punt
10	0:30	14:13	1:17	Punt	BUF 15	3	7	0	7	0	BUF 22	Punt
11	12:04	7:09	4:55	Punt	BUF 19	7	39	-5	34	2	KC 47	Punt
12	2:49	2:28	0:21	Downs	BUF 46	3	-2	0	-2	0	BUF 44	Punt
13	1:10	0:00	1:10	Interception	KC 10	2	-2	0	-2	0	* KC 11	End of Game

(452) Average BUF 35

Kansas City Chiefs

#	Time Recd	Time Lost	Time Poss	How Ball Obtained	Drive Began	# Play	Yds Gain	Yds Pen	Net Yds	1st Down	Last Scrm	How Given Up
1	12:41	11:38	1:03	Punt	KC 8	3	-1	5	4	0	KC 12	Punt
2	9:38	8:14	1:24	Punt	KC 19	3	6	0	6	0	KC 25	Punt
3	6:57	5:53	1:04	Punt	KC 23	3	4	0	4	0	KC 27	Punt
4	1:29	14:51	1:38	Kickoff	KC 8	3	9	0	9	0	KC 17	Punt
5	12:01	10:17	1:44	Kickoff	KC 25	3	8	0	8	0	KC 33	Punt
6	3:30	1:44	1:46	Missed FG	KC 42	5	32	0	32	1	BUF 26	Field Goal
7	0:04	0:00	0:04	Kickoff	KC 25	1	-1	0	-1	0	KC 25	End of Half
8	15:00	9:19	5:41	Kickoff	KC 15	9	85	0	85	5	* BUF 19	Touchdown
9	6:52	4:38	2:14	Kickoff	KC 27	4	-2	0	-2	1	KC 25	Punt
10	2:47	0:30	2:17	Punt	KC 28	4	14	0	14	1	KC 42	Punt
11	14:13	12:04	2:09	Punt	KC 38	3	5	0	5	0	KC 43	Punt
12	7:09	2:49	4:20	Punt	KC 12	8	42	0	42	3	BUF 46	Downs
13	2:28	1:10	1:18	Punt	KC 14	9	35	15	50	3	BUF 36	Interception

(284) Average KC 22

*** inside opponent's 20**

Time of Possession by Quarter

	1st	2nd	3rd	4th	OT	Total
Visitor Buffalo Bills	10:00	11:17	4:48	7:13		33:18
Home Kansas City Chiefs	5:00	3:43	10:12	7:47		26:42

Kickoff Drive No.-Start Average

Bills: 3 - BUF 25 Chiefs: 5 - KC 20

Buffalo Bills vs Kansas City Chiefs
11/26/2017 at Arrowhead Stadium

Final Defensive Statistics

Buffalo Bills	Regular Defensive Plays											Special Teams					Misc			
	TKL	AST	COMB	SK	/ YDS	TFL	Q	IN	PD	FF	FR	TKL	AST	FF	FR	BL	TKL	AST	FF	FR
P.Brown	6	3	9	0	0	0	0	0	0	0	0	0	0	0	0	0	0	0	0	0
E.Gaines	7	1	8	0	0	0	0	0	0	0	0	0	0	0	0	0	0	0	0	0
L.Johnson	4	0	4	0	0	0	0	0	0	0	0	0	0	0	0	0	0	0	0	0
J.Poyer	4	0	4	0	0	0	0	0	0	0	0	0	0	0	0	0	0	0	0	0
J.Hughes	2	2	4	0	0	2	0	0	0	0	0	0	0	0	0	0	0	0	0	0
S.Lawson	2	2	4	0	0	1	0	0	0	0	0	0	0	0	0	0	0	0	0	0
R.Humber	2	1	3	0	0	1	1	0	0	0	0	0	0	0	0	0	0	0	0	0
L.Alexander	2	0	2	1	16	1	1	0	0	0	0	1	0	0	0	0	0	0	0	0
E.Yarbrough	2	0	2	0	0	0	1	0	0	0	0	0	0	0	0	0	0	0	0	0
M.Milano	1	1	2	0	0	0	0	0	0	0	0	0	0	0	0	0	0	0	0	0
C.Thornton	1	0	1	1	2	1	1	0	0	0	0	0	0	0	0	0	0	0	0	0
T.White	1	0	1	0	0	0	0	1	1	0	0	0	0	0	0	0	0	0	0	0
R.Davis	1	0	1	0	0	0	0	0	0	0	0	0	0	0	0	0	0	0	0	0
K.Williams	0	1	1	0	0	0	0	0	0	0	0	0	0	0	0	0	0	0	0	0
D.Coleman	0	1	1	0	0	0	0	0	0	0	0	0	0	0	0	0	0	0	0	0
M.Hyde	0	0	0	0	0	0	0	0	1	0	0	0	0	0	0	0	0	0	0	0
T.Elston	0	0	0	0	0	0	0	0	0	0	0	1	0	0	0	0	0	0	0	0
T.Cadet	0	0	0	0	0	0	0	0	0	0	0	1	0	0	0	0	0	0	0	0
S.Thomas	0	0	0	0	0	0	0	0	0	0	0	0	1	0	0	0	0	0	0	0
J.Webb	0	0	0	0	0	0	0	0	0	0	0	0	1	0	0	0	0	0	0	0
B.Tate	0	0	0	0	0	0	0	0	0	0	0	0	0	0	1	0	0	0	0	0
Total	35	12	47	2	18	6	4	1	2	0	0	3	2	0	1	0	0	0	0	0

TKL = Tackle AST = Assist COMB = Combined QH=QB Hit IN = Interception PD = Pass Defense FF = Forced Fumble FR = Fumble Recovery

Kansas City Chiefs	Regular Defensive Plays											Special Teams					Misc			
	TKL	AST	COMB	SK	/ YDS	TFL	QH	IN	PD	FF	FR	TKL	AST	FF	FR	BL	TKL	AST	FF	FR
R.Ragland	8	1	9	0	0	3	0	0	0	0	0	0	0	0	0	0	0	0	0	0
D.Sorensen	7	0	7	1	11	1	2	0	0	0	0	0	0	0	0	0	0	0	0	0
M.Peters	6	0	6	0	0	0	0	0	0	0	0	0	0	0	0	0	0	0	0	0
S.Nelson	5	0	5	0	0	0	0	0	0	0	0	0	0	0	0	0	0	0	0	0
B.Logan	3	2	5	0	0	0	0	0	0	0	0	0	0	0	0	0	0	0	0	0
R.Nunez-Roches	4	0	4	0	0	0	0	0	0	0	0	0	0	0	0	0	0	0	0	0
J.Houston	3	1	4	1	8	2	2	0	0	0	0	0	0	0	0	0	0	0	0	0
F.Zombo	3	1	4	0	0	2	0	0	0	0	0	0	0	0	0	0	0	0	0	0
R.Parker	3	0	3	0	0	0	0	0	0	0	0	0	0	0	0	0	0	0	0	0
K.Pierre-Louis	2	1	3	0	0	0	0	0	0	0	0	1	0	0	0	0	0	0	0	0
D.Johnson	1	2	3	0	0	0	0	0	0	0	0	0	0	0	0	0	0	0	0	0
C.Jones	2	0	2	0	0	1	0	0	1	0	0	0	0	0	0	0	0	0	0	0
T.Mitchell	1	0	1	0	0	0	0	0	2	0	0	0	0	0	0	0	0	0	0	0
E.Murray	1	0	1	0	0	0	0	0	0	0	0	0	0	0	0	0	0	0	0	0
J.Jenkins	0	1	1	0	0	0	0	0	0	0	0	0	0	0	0	0	0	0	0	0
A.Bailey	0	1	1	0	0	0	0	0	0	0	0	0	0	0	0	0	0	0	0	0
J.Chesson	0	0	0	0	0	0	0	0	0	0	0	2	0	0	0	0	0	0	0	0
A.Sherman	0	0	0	0	0	0	0	0	0	0	0	1	0	0	0	0	0	0	0	0
A.Hunt	0	0	0	0	0	0	0	0	0	0	0	1	0	0	0	0	0	0	0	0
D.Harris	0	0	0	0	0	0	0	0	0	0	0	1	0	0	0	0	0	0	0	0
T.Hill	0	0	0	0	0	0	0	0	0	0	0	0	0	0	0	0	1	0	0	0
Total	49	10	59	2	19	9	4	0	3	0	0	6	0	0	0	0	1	0	0	0

Buffalo Bills vs Kansas City Chiefs
11/26/2017 at Arrowhead Stadium

First Half Summary

PERIOD SCORES

Bills	7	6 = 13
Chiefs	0	3 = 3

TIME OF POSSESSION

Bills	21:17
Chiefs	8:43

Scoring Plays

Team	Qtr	Time	Play Description (Extra Point) (Drive Info)	Visitor	Home
Bills	1	1:29	Z.Jones 11 yd. pass from T.Taylor (S.Hauschka kick) (9-58, 4:24)	7	0
Bills	2	12:01	S.Hauschka 34 yd. Field Goal (6-28, 2:50)	10	0
Chiefs	2	1:44	H.Butker 45 yd. Field Goal (5-32, 1:46)	10	3
Bills	2	0:04	S.Hauschka 56 yd. Field Goal (8-38, 1:40)	13	3

	Buffalo Bills	Kansas City Chiefs
TOTAL FIRST DOWNS	13	1
First Downs Rushing-Passing-by Penalty	4 - 8 - 1	0 - 1 - 0
THIRD DOWN EFFICIENCY	6-12-50%	0-6-0%
TOTAL NET YARDS	199	57
Total Offensive Plays	46	20
NET YARDS RUSHING	78	18
NET YARDS PASSING	121	39
Gross Yards Passing	121	41
Times thrown-yards lost attempting to pass	0-0	1-2
Pass Attempts-Completions-Had Intercepted	24 - 15 - 0	11 - 4 - 0
Punts-Number and Average	3 - 42.3	5 - 49.8
Penalties-Number and Yards	2 - 15	2 - 20
Fumbles-Number and Lost	0 - 0	0 - 0
Red Zone Efficiency	1-2-50%	0-0-0%
Average Drive Start	BUF 33	KC 21

Buffalo Bills

Kansas City Chiefs

Buffalo Bills										Kansas City Chiefs									
RUSHING										RUSHING									
	ATT	YDS	AVG	LG	TD		ATT	YDS	AVG	LG	TD								
L.McCoy	13	36	2.8	14	0	A.Smith	3	14	4.7	11	0								
T.Cadet	5	24	4.8	8	0	K.Hunt	5	4	0.8	4	0								
T.Taylor	4	18	4.5	9	0														
Total	22	78	3.5	14	0	Total	8	18	2.3	11	0								
PASSING										PASSING									
	ATT	CMP	YDS	SK/YD	TD	LG	IN	RT		ATT	CMP	YDS	SK/YD	TD	LG	IN	RT		
T.Taylor	24	15	121	0/0	1	24	0	89.1	A.Smith	11	4	41	1/2	0	28	0	47.9		
Total	24	15	121	0/0	1	24	0	89.1	Total	11	4	41	1/2	0	28	0	47.9		
PASS RECEIVING										PASS RECEIVING									
	TAR	REC	YDS	AVG	LG	TD		TAR	REC	YDS	AVG	LG	TD						
Z.Jones	9	3	33	11.0	17	1	D.Harris	1	1	28	28.0	28	0						
C.Clay	3	3	27	9.0	16	0	A.Hunt	1	1	6	6.0	6	0						
L.McCoy	3	3	24	8.0	24	0	A.Sherman	1	1	4	4.0	4	0						
J.Matthews	3	2	15	7.5	8	0	T.Hill	2	1	3	3.0	3	0						
T.Cadet	2	2	13	6.5	9	0	A.Wilson	4	0	0	0.0	0	0						
D.Thompson	2	1	6	6.0	6	0	T.Kelce	1	0	0	0.0	0	0						
N.O'Leary	1	1	3	3.0	3	0	D.Robinson	1	0	0	0.0	0	0						
Total	23	15	121	8.1	24	1	Total	11	4	41	10.3	28	0						

Buffalo Bills

Regular Defensive Plays

Special Teams

Misc

	TKL	AST	COMB	SK	YDS	TFL	Q	IN	PD	FF	FR	TKL	AST	FF	FR	BL	TKL	AST	FF	FR
L.Johnson	2	0	2	0	0	0	0	0	0	0	0	0	0	0	0	0	0	0	0	0
P.Brown	1	1	2	0	0	0	0	0	0	0	0	0	0	0	0	0	0	0	0	0
J.Hughes	1	1	2	0	0	1	0	0	0	0	0	0	0	0	0	0	0	0	0	0
R.Humber	1	1	2	0	0	0	0	0	0	0	0	0	0	0	0	0	0	0	0	0
Total	5	3	8	0	0	1	0	0	0	0	0	0	0	0	0	0	0	0	0	0

First Quarter

11/26/2017

Play By Play

KC wins the coin toss and elects to defer. BUF elects to Receive, and KC elects to defend the west goal.

H.Butker kicks 65 yards from KC 35 to end zone, Touchback.

Buffalo Bills at 15:00

- 1-10-BUF 25 (15:00) T.Taylor pass incomplete short left to D.Thompson.
 2-10-BUF 25 (14:56) (Shotgun) T.Taylor right end to BUF 25 for no gain (M.Peters).
 3-10-BUF 25 (14:15) (Shotgun) T.Taylor pass short middle to L.McCoy to BUF 49 for 24 yards (M.Peters). P1
1-10-BUF 49 (13:36) (Shotgun) T.Taylor pass incomplete short left (C.Jones).
 2-10-BUF 49 (13:32) L.McCoy right tackle to BUF 49 for no gain (J.Houston; D.Johnson).
 3-10-BUF 49 (12:54) (Shotgun) T.Taylor pass incomplete short left to Z.Jones [J.Houston].
 4-10-BUF 49 (12:49) C.Schmidt punts 43 yards to KC 8, Center-R.Ferguson, out of bounds.

Kansas City Chiefs at 12:41

- 1-10-KC 8 (12:41) K.Hunt right tackle to KC 7 for -1 yards (J.Hughes).
 2-11-KC 7 (11:59) (Shotgun) A.Smith pass incomplete short left to A.Wilson.
 3-11-KC 7 (11:55) (Shotgun) *PENALTY on BUF-J.Hughes, Neutral Zone Infraction, 5 yards, enforced at KC 7 - No Play.*
 3-6-KC 12 (11:55) (Shotgun) A.Smith pass incomplete short right to A.Wilson [E.Yarbrough].
 4-6-KC 12 (11:50) D.Colquitt punts 54 yards to BUF 34, Center-J.Winchester. B.Tate to BUF 48 for 14 yards (A.Sherman).
PENALTY on BUF-L.Johnson, Offensive Holding, 10 yards, enforced at BUF 45.

Buffalo Bills at 11:38

- 1-10-BUF 35 (11:38) L.McCoy up the middle to BUF 34 for -1 yards (R.Ragland).
 2-11-BUF 34 (11:08) (Shotgun) T.Taylor pass short right to Z.Jones to BUF 39 for 5 yards (R.Ragland).
 3-6-BUF 39 (10:23) (Shotgun) T.Cadet up the middle to BUF 43 for 4 yards (D.Sorensen).
 4-2-BUF 43 (9:48) C.Schmidt punts 43 yards to KC 14, Center-R.Ferguson. T.Hill ran ob at KC 19 for 5 yards.

Kansas City Chiefs at 9:38

- 1-10-KC 19 (9:38) K.Hunt up the middle to KC 22 for 3 yards (K.Williams; R.Humber).
 2-7-KC 22 (9:05) (Shotgun) A.Smith pass incomplete short right to D.Robinson.
 3-7-KC 22 (8:59) (Shotgun) A.Smith pass short right to T.Hill to KC 25 for 3 yards (L.Johnson).
 4-4-KC 25 (8:22) D.Colquitt punts 50 yards to BUF 25, Center-J.Winchester, out of bounds.

Buffalo Bills at 8:14

- 1-10-BUF 25 (8:14) T.Taylor pass short left to C.Clay to BUF 41 for 16 yards (D.Sorensen). P2
1-10-BUF 41 (7:51) T.Taylor pass short middle to L.McCoy to BUF 36 for -5 yards (C.Jones).
 2-15-BUF 36 (7:15) T.Taylor pass incomplete short left to J.Matthews.
 3-15-BUF 36 (7:10) T.Taylor pass incomplete deep middle to Z.Jones (T.Mitchell).
 4-15-BUF 36 (7:05) C.Schmidt punts 41 yards to KC 23, Center-R.Ferguson, fair catch by T.Hill.

Kansas City Chiefs at 6:57

- 1-10-KC 23 (6:57) A.Smith pass incomplete deep right to T.Hill.
 2-10-KC 23 (6:53) K.Hunt up the middle to KC 27 for 4 yards (P.Brown; S.Lawson).
 3-6-KC 27 (6:11) (Shotgun) A.Smith pass incomplete short left to A.Wilson.
 4-6-KC 27 (6:05) D.Colquitt punts 51 yards to BUF 22, Center-J.Winchester. B.Tate pushed ob at BUF 42 for 20 yards (A.Hunt).

Buffalo Bills at 5:53

- 1-10-BUF 42 (5:53) L.McCoy up the middle to KC 48 for 10 yards (S.Nelson). R3
1-10-KC 48 (5:25) L.McCoy up the middle to KC 41 for 7 yards (K.Pierre-Louis).
 2-3-KC 41 (4:55) L.McCoy up the middle to KC 42 for -1 yards (R.Ragland).
 3-4-KC 42 (4:14) (Shotgun) T.Taylor pass short left to L.McCoy ran ob at KC 37 for 5 yards. P4
1-10-KC 37 (3:41) T.Taylor pass short left to T.Cadet to KC 33 for 4 yards (K.Pierre-Louis).
 2-6-KC 33 (3:08) T.Cadet up the middle to KC 32 for 1 yard (B.Logan; J.Jenkins).
 3-5-KC 32 (2:31) (Shotgun) T.Taylor pass short middle to J.Matthews to KC 24 for 8 yards (S.Nelson) [D.Sorensen]. P5
PENALTY on KC-D.Sorensen, Roughing the Passer, 12 yards, enforced at KC 24. X6
1-10-KC 12 (2:14) L.McCoy right guard to KC 11 for 1 yard (B.Logan).
 2-9-KC 11 (1:36) **T.Taylor pass short left to Z.Jones for 11 yards, TOUCHDOWN.** P7
The Replay Official reviewed the pass completion ruling, and the play was Upheld. The ruling on the field was confirmed.
 S.Hauschka extra point is GOOD, Center-R.Ferguson, Holder-C.Schmidt.

Buffalo Bills vs Kansas City Chiefs at Arrowhead Stadium

BUF 7 KC 0, 9 plays, 58 yards, 1 penalty, 4:24 drive, 13:31 elapsed

S.Hauschka kicks 68 yards from BUF 35 to KC -3. C.West to KC 21 for 24 yards (T.Elston).

PENALTY on KC-R.Travis, Illegal Block Above the Waist, 8 yards, enforced at KC 16.

Kansas City Chiefs at 1:29, (1st play from scrimmage 1:23)

1-10-KC 8 (1:23) K.Hunt right guard to KC 11 for 3 yards (P.Brown).

2-7-KC 11 (:48) K.Hunt left guard to KC 6 for -5 yards (J.Hughes; M.Milano).

3-12-KC 6 (:05) (Shotgun) A.Smith scrambles left end pushed ob at KC 17 for 11 yards (M.Milano).

Kansas City challenged the short of the line to gain ruling, and the play was Upheld. The ruling on the field stands. (Timeout #1.)

END OF QUARTER

	Score	Time Poss	First Downs				Efficiencies	
			R	P	X	T	3 Down	4 Down
Buffalo Bills	7	10:00	1	5	1	7	3/6	0/0
Kansas City Chiefs	0	5:00	0	0	0	0	0/4	0/0

Second Quarter

11/26/2017

Play By Play

Kansas City Chiefs continued.

4-1-KC 17 (15:00) D.Colquitt punts 40 yards to BUF 43, Center-J.Winchester. B.Tate to KC 44 for 13 yards (J.Chesson).

Buffalo Bills at 14:51

1-10-KC 44 (14:51) L.McCoy up the middle to KC 41 for 3 yards (R.Ragland).

2-7-KC 41 (14:15) (Shotgun) T.Taylor pass short left to Z.Jones to KC 24 for 17 yards (S.Nelson). P8

1-10-KC 24 (13:46) L.McCoy up the middle to KC 23 for 1 yard (C.Jones).

2-9-KC 23 (13:01) T.Taylor pass incomplete deep left to Z.Jones.

3-9-KC 23 (12:54) (Shotgun) T.Taylor pass short left to J.Matthews to KC 16 for 7 yards (S.Nelson).

4-2-KC 16 (12:05) **S.Hauschka 34 yard field goal is GOOD, Center-R.Ferguson, Holder-C.Schmidt.**

BUF 10 KC 0, 6 plays, 28 yards, 2:50 drive, 2:59 elapsed

S.Hauschka kicks 65 yards from BUF 35 to end zone, Touchback.

Kansas City Chiefs at 12:01

1-10-KC 25 (12:01) A.Smith pass short left to A.Sherman to KC 29 for 4 yards (R.Humber).

2-6-KC 29 (11:19) A.Smith pass incomplete short right to T.Kelce.

3-6-KC 29 (11:14) (Shotgun) A.Smith scrambles up the middle to KC 33 for 4 yards (L.Alexander).

4-2-KC 33 (10:30) D.Colquitt punts 54 yards to BUF 13, Center-J.Winchester. B.Tate to BUF 23 for 10 yards (J.Chesson).

Buffalo Bills at 10:17

1-10-BUF 23 (10:17) T.Taylor scrambles up the middle to BUF 27 for 4 yards (B.Logan).

2-6-BUF 27 (9:42) L.McCoy right guard to BUF 28 for 1 yard (J.Houston).

3-5-BUF 28 (9:02) (Shotgun) T.Taylor pass short middle to C.Clay to BUF 33 for 5 yards (S.Nelson). P9

1-10-BUF 33 (8:13) T.Taylor right end to BUF 38 for 5 yards (D.Johnson).

2-5-BUF 38 (7:40) (Shotgun) L.McCoy up the middle to BUF 40 for 2 yards (R.Ragland; D.Johnson).

3-3-BUF 40 (7:04) (Shotgun) L.McCoy left tackle to KC 46 for 14 yards (R.Nunez-Roches). R10

1-10-KC 46 (6:24) T.Taylor pass incomplete short left to Z.Jones.

2-10-KC 46 (6:16) T.Cadet up the middle to KC 38 for 8 yards (T.Mitchell).

3-2-KC 38 (5:41) (Shotgun) T.Cadet right end pushed ob at KC 32 for 6 yards (M.Peters). R11

1-10-KC 32 (5:13) T.Taylor pass incomplete deep left to Z.Jones.

2-10-KC 32 (5:06) L.McCoy right tackle to KC 35 for -3 yards (J.Houston).

3-13-KC 35 (4:23) (Shotgun) L.McCoy left end to KC 33 for 2 yards (F.Zombo).

4-11-KC 33 (3:36) S.Hauschka 52 yard field goal is No Good, Wide Right, Center-R.Ferguson, Holder-C.Schmidt.

Kansas City Chiefs at 3:30

1-10-KC 42 (3:30) (Shotgun) A.Smith pass short right to D.Harris to BUF 30 for 28 yards (J.Poyer). P1

1-10-BUF 30 (2:47) (Shotgun) A.Smith sacked at BUF 32 for -2 yards (C.Thornton).

Two-Minute Warning

2-12-BUF 32 (2:00) (Shotgun) A.Smith pass short left to A.Hunt to BUF 26 for 6 yards (L.Johnson).

Timeout #1 by BUF at 01:52.

3-6-BUF 26 (1:52) (Shotgun) A.Smith pass incomplete short left to A.Wilson (M.Hyde).

4-6-BUF 26 (1:48) **H.Butker 45 yard field goal is GOOD, Center-J.Winchester, Holder-D.Colquitt.**

BUF 10 KC 3, 5 plays, 32 yards, 1:46 drive, 13:16 elapsed

H.Butker kicks 65 yards from KC 35 to end zone, Touchback.

Buffalo Bills at 1:44

1-10-BUF 25 (1:44) (Shotgun) T.Taylor left end pushed ob at BUF 34 for 9 yards (D.Sorensen).

2-1-BUF 34 (1:37) (Shotgun) T.Taylor pass short right to D.Thompson to BUF 40 for 6 yards (M.Peters). P12

1-10-BUF 40 (1:13) (Shotgun) T.Taylor pass short middle to T.Cadet to BUF 49 for 9 yards (R.Parker).

2-1-BUF 49 (:45) (Shotgun) T.Cadet up the middle to KC 46 for 5 yards (D.Sorensen). R13

Timeout #2 by BUF at 00:40.

1-10-KC 46 (:39) (Shotgun) T.Taylor pass short right to C.Clay to KC 40 for 6 yards (E.Murray).

2-4-KC 40 (:19) (Shotgun) T.Taylor pass incomplete short right to Z.Jones.

3-4-KC 40 (:17) (Shotgun) T.Taylor pass short right to N.O'Leary to KC 37 for 3 yards (M.Peters).

Timeout #3 by BUF at 00:09.

Buffalo Bills vs Kansas City Chiefs at Arrowhead Stadium

4-1-KC 37

(:09) S.Hauschka 56 yard field goal is GOOD, Center-R.Ferguson, Holder-C.Schmidt.

BUF 13 KC 3, 8 plays, 38 yards, 1:40 drive, 14:56 elapsed

S.Hauschka kicks 65 yards from BUF 35 to end zone, Touchback.

Kansas City Chiefs at 0:04, (1st play from scrimmage 0:03)

1-10-KC 25 (:03) A.Smith kneels to KC 24 for -1 yards.

END OF QUARTER

	Score	Time Poss	First Downs				Efficiencies	
			R	P	X	T	3 Down	4 Down
Buffalo Bills	13	11:17	3	3	0	6	3/6	0/0
Kansas City Chiefs	3	3:43	0	1	0	1	0/2	0/0

Third Quarter

11/26/2017

Play By Play

KC elects to Receive, and BUF elects to defend the West goal.

S.Hauschka kicks 68 yards from BUF 35 to KC -3. C.West to KC 15 for 18 yards (S.Thomas; J.Webb).

Kansas City Chiefs at 15:00, (1st play from scrimmage 14:55)

1-10-KC 15	(14:55) (Shotgun) A.Smith pass short left to T.Kelce to KC 25 for 10 yards (J.Poyer).	P2
<u>1-10-KC 25</u>	(14:55) (Shotgun) <i>PENALTY on KC-T.Kelce, False Start, 5 yards, enforced at KC 25 - No Play.</i>	
1-15-KC 20	(14:05) (Shotgun) A.Hunt left end to KC 10 for -10 yards (J.Hughes).	
2-25-KC 10	(13:19) (Shotgun) A.Smith pass short left to D.Robinson pushed ob at KC 19 for 9 yards (E.Gaines).	
3-16-KC 19	(12:34) (Shotgun) A.Smith pass incomplete deep middle to D.Robinson. <i>PENALTY on BUF-E.Yarbrough, Defensive Offside, 5 yards, enforced at KC 19 - No Play.</i>	
3-11-KC 24	(12:26) (Shotgun) A.Smith pass deep middle to T.Kelce to KC 49 for 25 yards (P.Brown).	P3
<u>1-10-KC 49</u>	(11:46) (Shotgun) A.Smith pass short left to D.Harris to BUF 46 for 5 yards (R.Davis).	
2-5-BUF 46	(11:08) T.Hill right end pushed ob at BUF 30 for 16 yards (J.Poyer).	R4
<u>1-10-BUF 30</u>	(10:37) (Shotgun) K.Hunt right tackle to BUF 21 for 9 yards (E.Yarbrough).	
2-1-BUF 21	(10:02) (Shotgun) K.Hunt right end to BUF 19 for 2 yards (E.Yarbrough).	R5
<u>1-10-BUF 19</u>	(9:26) (Shotgun) A.Smith pass short left to A.Wilson for 19 yards, TOUCHDOWN. H.Butker extra point is GOOD, Center-J.Winchester, Holder-D.Colquitt.	P6

BUF 13 KC 10, 9 plays, 85 yards, 1 penalty, 5:41 drive, 5:41 elapsed

H.Butker kicks 65 yards from KC 35 to end zone, Touchback.

Buffalo Bills at 9:19

1-10-BUF 25	(9:19) T.Taylor pass short right to C.Clay to KC 42 for 33 yards (D.Sorensen).	P14
	<i>PENALTY on KC-D.Sorensen, Face Mask (15 Yards), 15 yards, enforced at KC 42.</i>	X15
<u>1-10-KC 27</u>	(9:01) L.McCoy up the middle to KC 31 for -4 yards (R.Ragland).	
2-14-KC 31	(8:25) (Shotgun) T.Taylor sacked at KC 39 for -8 yards (J.Houston).	
3-22-KC 39	(7:44) (Shotgun) T.Taylor pass short left to T.Cadet to KC 31 for 8 yards (B.Logan).	
4-14-KC 31	(6:56) S.Hauschka 49 yard field goal is GOOD, Center-R.Ferguson, Holder-C.Schmidt.	

BUF 16 KC 10, 5 plays, 44 yards, 1 penalty, 2:27 drive, 8:08 elapsed

S.Hauschka kicks 70 yards from BUF 35 to KC -5. A.Hunt to KC 27 for 32 yards (T.Cadet).

Kansas City Chiefs at 6:52, (1st play from scrimmage 6:46)

1-10-KC 27	(6:46) (Shotgun) A.Smith right end pushed ob at KC 40 for 13 yards (S.Lawson).	R7
<u>1-10-KC 40</u>	(6:19) (Shotgun) K.Hunt up the middle to KC 41 for 1 yard (P.Brown; S.Lawson).	
2-9-KC 41	(5:41) A.Smith pass incomplete short left to T.Hill [R.Humber].	
3-9-KC 41	(5:35) (Shotgun) <i>PENALTY on KC-M.Morse, False Start, 5 yards, enforced at KC 41 - No Play.</i>	
3-14-KC 36	(5:35) (Shotgun) <i>PENALTY on BUF-K.Williams, Neutral Zone Infraction, 5 yards, enforced at KC 36 - No Play.</i>	
3-9-KC 41	(5:35) (Shotgun) A.Smith sacked at KC 25 for -16 yards (L.Alexander).	
4-25-KC 25	(4:49) D.Colquitt punts 56 yards to BUF 19, Center-J.Winchester. B.Tate to BUF 26 for 7 yards (D.Harris).	

Buffalo Bills at 4:38

1-10-BUF 26	(4:38) T.Taylor scrambles right end pushed ob at BUF 35 for 9 yards (M.Peters).
2-1-BUF 35	(4:16) L.McCoy up the middle to BUF 35 for no gain (R.Nunez-Roches).
3-1-BUF 35	(3:33) (Shotgun) T.Taylor sacked at BUF 24 for -11 yards (D.Sorensen).
4-12-BUF 24	(2:58) C.Schmidt punts 43 yards to KC 33, Center-R.Ferguson. T.Hill pushed ob at KC 28 for -5 yards (L.Alexander).

Kansas City Chiefs at 2:47

1-10-KC 28	(2:47) (Shotgun) A.Smith pass short middle to D.Robinson to KC 43 for 15 yards (J.Poyer).	P8
<u>1-10-KC 43</u>	(2:11) (Shotgun) K.Hunt right end to KC 40 for -3 yards (R.Humber).	
2-13-KC 40	(1:28) (Shotgun) K.Hunt up the middle to KC 42 for 2 yards (P.Brown).	
3-11-KC 42	(:49) (Shotgun) A.Smith pass incomplete short left to C.West.	
4-11-KC 42	(:45) D.Colquitt punts 47 yards to BUF 11, Center-J.Winchester. B.Tate MUFFS catch, touched at BUF 11, and recovers at BUF 15. B.Tate to BUF 15 for no gain (K.Pierre-Louis).	

Buffalo Bills at 0:30

1-10-BUF 15	(:30) L.McCoy up the middle to BUF 22 for 7 yards (R.Ragland).
-------------	--

Buffalo Bills vs Kansas City Chiefs at Arrowhead Stadium

END OF QUARTER

	Score	Time Poss	First Downs				Efficiencies	
			R	P	X	T	3 Down	4 Down
Buffalo Bills	16	4:48	0	1	1	2	0/2	0/0
Kansas City Chiefs	10	10:12	3	4	0	7	1/3	0/0

Fourth Quarter

11/26/2017

Play By Play

Buffalo Bills continued.

- 2-3-BUF 22 (15:00) (Shotgun) L.McCoy up the middle to BUF 22 for no gain (R.Nunez-Roches).
 3-3-BUF 22 (14:25) (Shotgun) T.Taylor pass incomplete short left to Z.Jones (T.Mitchell).
 4-3-BUF 22 (14:21) C.Schmidt punts 40 yards to KC 38, Center-R.Ferguson, fair catch by T.Hill.

Kansas City Chiefs at 14:13

- 1-10-KC 38 (14:13) K.Hunt up the middle to KC 40 for 2 yards (J.Hughes; D.Coleman).
 2-8-KC 40 (13:35) (Shotgun) A.Smith pass short right to T.Hill to KC 46 for 6 yards (L.Johnson).
 3-2-KC 46 (13:35) (Shotgun) Direct snap to T.Kelce. T.Hill right end to KC 43 for -3 yards (S.Lawson).
 4-5-KC 43 (12:11) D.Colquitt punts 38 yards to BUF 19, Center-J.Winchester, fair catch by B.Tate.

Buffalo Bills at 12:04

- 1-10-BUF 19 (12:04) T.Taylor pass short right to L.McCoy to BUF 25 for 6 yards (R.Ragland).
 2-4-BUF 25 (11:39) L.McCoy right tackle to BUF 30 for 5 yards (D.Sorensen). R16
1-10-BUF 30 (10:59) (Shotgun) T.Taylor scrambles left end to BUF 33 for 3 yards (R.Parker).
 2-7-BUF 33 (10:59) (Shotgun) *PENALTY on KC-K.Acker, Defensive 12 On-field, 5 yards, enforced at BUF 33 - No Play.*
 2-2-BUF 38 (10:11) L.McCoy left tackle to BUF 49 for 11 yards (R.Parker). R17
1-10-BUF 49 (9:35) (Shotgun) T.Cadet left end to KC 47 for 4 yards (R.Nunez-Roches).
 2-6-KC 47 (8:56) T.Cadet left end pushed ob at KC 28 for 19 yards (D.Sorensen).
PENALTY on BUF-D.Dawkins, Offensive Holding, 10 yards, enforced at KC 47 - No Play.
 2-16-BUF 43 (8:33) (Shotgun) T.Taylor pass short middle to N.O'Leary to KC 42 for 15 yards (R.Ragland).
 3-1-KC 42 (7:53) L.McCoy left end to KC 47 for -5 yards (F.Zombo).
 4-6-KC 47 (7:17) C.Schmidt punts 36 yards to KC 11, Center-R.Ferguson, downed by BUF-L.Pitts.

Kansas City Chiefs at 7:09

- 1-10-KC 12 (7:09) (Shotgun) A.Smith pass short left to K.Hunt pushed ob at KC 21 for 9 yards (P.Brown).
 2-1-KC 21 (6:44) (Shotgun) A.Smith pass short right to A.Wilson to KC 25 for 4 yards (T.White). P9
1-10-KC 25 (6:05) (Shotgun) A.Smith pass short left to T.Hill to KC 35 for 10 yards (E.Gaines; P.Brown). P10
1-10-KC 35 (5:36) (Shotgun) A.Smith pass short middle to A.Wilson pushed ob at KC 48 for 13 yards (E.Gaines). P11
1-10-KC 48 (5:05) (Shotgun) A.Smith pass short left to T.Hill to KC 48 for no gain (E.Gaines).
 2-10-KC 48 (4:24) (Shotgun) A.Smith pass short middle to T.Kelce to BUF 48 for 4 yards (P.Brown).
 3-6-BUF 48 (3:39) (Shotgun) A.Smith pass short left to T.Hill to BUF 46 for 2 yards (E.Gaines).
 4-4-BUF 46 (2:54) (Shotgun) A.Smith pass incomplete deep left to T.Hill. KC-T.Hill was injured during the play.

Buffalo Bills at 2:49

- 1-10-BUF 46 (2:49) L.McCoy left tackle to BUF 46 for no gain (B.Logan; A.Bailey).
 Timeout #1 by KC at 02:45.
 2-10-BUF 46 (2:45) L.McCoy left end to BUF 45 for -1 yards (F.Zombo; K.Pierre-Louis).
 Timeout #2 by KC at 02:41.
 3-11-BUF 45 (2:41) (Shotgun) T.Taylor left tackle to BUF 44 for -1 yards (F.Zombo).
 Timeout #3 by KC at 02:35.
 4-12-BUF 44 (2:35) C.Schmidt punts 42 yards to KC 14, Center-R.Ferguson, out of bounds.

Kansas City Chiefs at 2:28

- 1-10-KC 14 (2:28) (Shotgun) A.Smith scrambles up the middle to KC 22 for 8 yards (P.Brown).
 2-2-KC 22 (2:07) (No Huddle, Shotgun) A.Smith pass short left to T.Hill to KC 31 for 9 yards (E.Gaines). P12

Two-Minute Warning

- 1-10-KC 31 (2:00) (Shotgun) A.Smith pass short left to C.West pushed ob at KC 35 for 4 yards (E.Gaines).
 2-6-KC 35 (1:54) (Shotgun) A.Smith pass incomplete short left to D.Robinson.
 3-6-KC 35 (1:50) (Shotgun) A.Smith pass short left to T.Hill ran ob at KC 46 for 11 yards. P13
1-10-KC 46 (1:46) (Shotgun) A.Smith pass short left to C.West to KC 47 for 1 yard (E.Gaines).
PENALTY on BUF-E.Gaines, Unnecessary Roughness, 15 yards, enforced at KC 47. X14
1-10-BUF 38 (1:39) (Shotgun) A.Smith pass short right to C.West pushed ob at BUF 36 for 2 yards (L.Johnson).
 2-8-BUF 36 (1:33) (Shotgun) A.Smith pass incomplete short left.
 3-8-BUF 36 (1:25) (Shotgun) A.Smith pass short right intended for T.Hill INTERCEPTED by T.White at BUF 27. T.White to KC 10 for 63 yards (T.Hill).

Buffalo Bills vs Kansas City Chiefs at Arrowhead Stadium

Buffalo Bills at 1:10

1-10-KC 10 (1:10) T.Taylor kneels to KC 11 for -1 yards.

2-11-KC 11 (:36) T.Taylor kneels to KC 12 for -1 yards.

END OF QUARTER

	Score	Time	First Downs				Efficiencies	
		Poss	R	P	X	T	3 Down	4 Down
Buffalo Bills	16	7:13	2	0	0	2	0/3	0/0
Kansas City Chiefs	10	7:47	0	5	1	6	1/4	0/1

Miscellaneous Statistics Report

Buffalo Bills vs Kansas City Chiefs
11/26/2017 at Arrowhead Stadium

Ten Longest Plays for Buffalo Bills

Yards	Qtr	Play Start	Play Description
48	3	1-10-BUF 25	(9:19) T.Taylor pass short right to C.Clay to KC 42 for 33 yards (D.Sorensen). PENALTY on KC-D.Sorensen, Face Mask (15 Yards), 15 yards, enforced at KC 42.
24	1	3-10-BUF 25	(14:15) (Shotgun) T.Taylor pass short middle to L.McCoy to BUF 49 for 24 yards (M.Peters).
20	1	3-5-KC 32	(2:31) (Shotgun) T.Taylor pass short middle to J.Matthews to KC 24 for 8 yards (S.Nelson) [D.Sorensen]. PENALTY on KC-D.Sorensen, Roughing the Passer, 12 yards, enforced at KC 24.
17	2	2-7-KC 41	(14:15) (Shotgun) T.Taylor pass short left to Z.Jones to KC 24 for 17 yards (S.Nelson).
16	1	1-10-BUF 25	(8:14) T.Taylor pass short left to C.Clay to BUF 41 for 16 yards (D.Sorensen).
15	4	2-16-BUF 43	(8:33) (Shotgun) T.Taylor pass short middle to N.O'Leary to KC 42 for 15 yards (R.Ragland).
14	2	3-3-BUF 40	(7:04) (Shotgun) L.McCoy left tackle to KC 46 for 14 yards (R.Nunez-Roches).
11	1	2-9-KC 11	(1:36) T.Taylor pass short left to Z.Jones for 11 yards, TOUCHDOWN. The Replay Official reviewed the pass completion ruling, and the play was Upheld. The ruling on the field was confirmed.
11	4	2-2-BUF 38	(10:11) L.McCoy left tackle to BUF 49 for 11 yards (R.Parker).
10	1	1-10-BUF 42	(5:53) L.McCoy up the middle to KC 48 for 10 yards (S.Nelson).

Ten Longest Plays for Kansas City Chiefs

Yards	Qtr	Play Start	Play Description
28	2	1-10-KC 42	(3:30) (Shotgun) A.Smith pass short right to D.Harris to BUF 30 for 28 yards (J.Poyer).
25	3	3-11-KC 24	(12:26) (Shotgun) A.Smith pass deep middle to T.Kelce to KC 49 for 25 yards (P.Brown).
19	3	1-10-BUF 19	(9:26) (Shotgun) A.Smith pass short left to A.Wilson for 19 yards, TOUCHDOWN.
16	3	2-5-BUF 46	(11:08) T.Hill right end pushed ob at BUF 30 for 16 yards (J.Poyer).
16	4	1-10-KC 46	(1:46) (Shotgun) A.Smith pass short left to C.West to KC 47 for 1 yard (E.Gaines).
15	3	1-10-KC 28	(2:47) (Shotgun) A.Smith pass short middle to D.Robinson to KC 43 for 15 yards (J.Poyer).
13	3	1-10-KC 27	(6:46) (Shotgun) A.Smith right end pushed ob at KC 40 for 13 yards (S.Lawson).
13	4	1-10-KC 35	(5:36) (Shotgun) A.Smith pass short middle to A.Wilson pushed ob at KC 48 for 13 yards (E.Gaines).
11	1	3-12-KC 6	(:05) (Shotgun) A.Smith scrambles left end pushed ob at KC 17 for 11 yards (M.Milano).
11	4	3-6-KC 35	(1:50) (Shotgun) A.Smith pass short left to T.Hill ran ob at KC 46 for 11 yards.

Touchdown Scoring Information

		Offense	Defense	Special Teams
VISITOR	Buffalo Bills	1	0	0
HOME	Kansas City Chiefs	1	0	0

Player Scoring Information

Club	Player	TD	Rush TD	Rec TD	KO TD	Punt TD	Int TD	Fum TD	Misc TD	FG	XP	2Pt Rush	2Pt Rec	Sfty	Points
BUF	S.Hauschka	0	0	0	0	0	0	0	0	3	1	0	0	0	10
BUF	Z.Jones	0	0	1	0	0	0	0	0	0	0	0	0	0	6
KC	A.Wilson	0	0	1	0	0	0	0	0	0	0	0	0	0	6
KC	H.Butker	0	0	0	0	0	0	0	0	1	1	0	0	0	4

Possession Detail

	First Half		Second Half		Game	
	Visitor	Home	Visitor	Home	Visitor	Home
Largest Lead	10	0	6	0	10	0
Drives Leading	3	0	6	0	9	0
Time of Possession Leading	11:17	0:00	12:01	0:00	23:18	0:00
Largest Deficit	0	-10	0	-6	0	-10
Drives Trailing	0	4	0	6	0	10
Time of Possession Trailing	0:00	5:12	0:00	17:59	0:00	23:11
Times Score Tied Up		0		0		0
Lead Changes		1		0		1

Playtime Percentage

Percent of playtime per player on offense, defense and special teams

Buffalo Bills					Kansas City Chiefs								
		Offense	Defense	Special Teams			Offense	Defense	Special Teams				
R Incognito	G	70	100%	5	17%	M Schwartz	T	58	100%	2	7%		
E Wood	C	70	100%	5	17%	E Fisher	T	58	100%	2	7%		
D Dawkins	T	70	100%	5	17%	Z Fulton	G	58	100%	2	7%		
J Mills	T	70	100%	5	17%	L Duvernay-Tardif	G	58	100%	2	7%		
V Ducasse	G	70	100%	5	17%	M Morse	C	58	100%	2	7%		
T Taylor	QB	70	100%			A Smith	QB	58	100%				
Z Jones	WR	57	81%			T Kelce	TE	56	97%				
D Thompson	WR	56	80%			D Robinson	WR	51	88%	1	3%		
L McCoy	RB	49	70%			T Hill	WR	48	83%	8	27%		
C Clay	TE	45	64%			A Wilson	WR	46	79%				
J Matthews	WR	42	60%			K Hunt	RB	38	66%				
N O'Leary	TE	30	43%	5	17%	D Harris	TE	16	28%	21	70%		
T Cadet	RB	21	30%	8	27%	C West	RB	16	28%	3	10%		
P DiMarco	FB	17	24%	10	33%	A Sherman	FB	6	10%	19	63%		
A Holmes	WR	14	20%	22	73%	A Hunt	RB	6	10%	12	40%		
S Henderson	T	10	14%	5	17%	D Thomas	WR	3	5%	10	33%		
K Lee	TE	7	10%			C Erving	T	2	3%				
B Tate	WR	2	3%	11	37%	J Chesson	WR	1	2%	23	77%		
L Johnson	CB		58	100%	13	43%	R Travis	TE	1	2%	9	30%	
T White	CB		58	100%	2	7%	D Sorensen	SS		70	100%	14	47%
P Brown	LB		58	100%	2	7%	S Nelson	CB		70	100%	7	23%
E Gaines	CB		58	100%	2	7%	M Peters	CB		70	100%		
M Hyde	SS		58	100%	2	7%	R Parker	FS		70	100%		
J Poyer	FS		58	100%	2	7%	J Houston	LB		63	90%		
R Humber	LB		45	78%			F Zombo	LB		50	71%	20	67%
K Williams	DT		40	69%	2	7%	B Logan	NT		49	70%	5	17%
J Hughes	DE		40	69%			R Nunez-Roches	DE		47	67%	5	17%
S Lawson	DE		39	67%	2	7%	C Jones	DE		47	67%	5	17%
C Thornton	DT		21	36%	2	7%	D Johnson	LB		44	63%		
A Washington	DT		21	36%			R Ragland	LB		42	60%		
L Alexander	LB		20	34%	22	73%	T Mitchell	CB		39	56%		
E Yarbrough	DE		19	33%			K Pierre-Louis	LB		26	37%	24	80%
R Davis	DE		18	31%	3	10%	J Jenkins	DE		23	33%		
D Coleman	DT		14	24%	2	7%	E Murray	FS		16	23%	19	63%
M Milano	LB		13	22%	23	77%	A Bailey	DE		16	23%		
D Lacey	LB				23	77%	T Kpassagnon	LB		14	20%	12	40%
J Webb	QB				23	77%	T Hali	LB		13	19%		
L Pitts	CB				20	67%	K Acker	CB		2	3%	15	50%
T Elston	SS				20	67%	R Wilson	LB				28	93%
T Vallejo	LB				20	67%	S Terrell	FS				21	70%
S Thomas	SS				17	57%	P Gaines	CB				12	40%
R Ferguson	LS				12	40%	J Winchester	LS				10	33%
C Schmidt	P				12	40%	D Colquitt	P				10	33%
S Hauschka	K				10	33%	H Butker	K				5	17%
R Groy	G				8	27%							

National Football League Game Summary

NFL Copyright © 2017 by The National Football League. All rights reserved. This summary and play-by-play is for the express purpose of assisting media in their coverage of the game; any other use of this material is prohibited without the written permission of the National Football League. Updated: 11/27/2017

Date: Sunday, 11/26/2017

Carolina Panthers at New York Jets
at MetLife, East Rutherford, NJ

Start Time: 1:02 PM EST

Game Day Weather

Game Weather: Sunny

Temp: 47° F (8.3° C) Humidity: 42%, Wind: NW 14-23 mph

Played Outdoor on Turf: FieldTurf

Outdoor Weather: Clear,

Officials

Referee: Cheffers, Carl (51)
Line Judge: Payne, Kent (79)
Back Judge: Quirk, Jim (5)

Umpire: Martin, Clay (19)
Field Judge: Robinson, Mearl (31)
Replay Official: Stewart, Charles (0)

Down Judge: Symonette, Thomas (100)
Side Judge: Freeman, Brad (88)

Lineups

Carolina Panthers			New York Jets		
Offense		Defense	Offense		Defense
WR 17	D.Funchess	DE 95	Ch.Johnson	WR 11	R.Anderson
LT 75	M.Kalil	DT 98	S.Lotulelei	LT 68	K.Beachum
LG 68	A.Norwell	DT 99	K.Short	LG 77	J.Carpenter
C 69	T.Larsen	DE 97	M.Addison	C 76	W.Johnson
RG 70	T.Turner	SLB 54	S.Thompson	RG 67	B.Winters
RT 60	D.Williams	MLB 59	L.Kuechly	RT 72	B.Shell
TE 84	E.Dickson	WLB 58	T.Davis	TE 88	A.Seferian-Jenkins
TE 82	C.Manhertz	LCB 24	J.Bradberry	TE 83	E.Tomlinson
QB 1	C.Newton	RCB 26	D.Worley	QB 15	J.McCown
TE 88	G.Olsen	SS 29	M.Adams	FB 44	L.Thomas
RB 28	J.Stewart	FS 20	K.Coleman	RB 29	B.Powell
				DL 92	L.Williams
				DL 99	S.McLendon
				DL 96	M.Wilkerson
				OLB 95	J.Martin
				ILB 58	D.Lee
				ILB 56	D.Davis
				OLB 48	J.Jenkins
				CB 41	B.Skrine
				CB 21	M.Claiborne
				SS 33	Ja.Adams
				FS 26	M.Maye

Substitutions

P 5 M.Palardy, K 9 G.Gano, WR 11 B.Bersin, WR 12 K.Clay, WR 19 R.Shepard, RB 22 C.McCaffrey, CB 27 K.Seymour, S 31 J.Byrd, RB 34 C.Artis-Payne, S 42 C.Jones, RB 43 F.Whittaker, LS 44 J.Jansen, LB 52 J.Norris, LB 53 B.Jacobs, LB 55 D.Mayo, T 65 A.Silatolu, T 72 T.Moton, G 73 G.Van Roten, DE 90 J.Peppers, DT 92 V.Butler, DT 93 K.Love, DE 96 W.Horton

Substitutions

P 4 L.Edwards, K 7 C.Catanzaro, WR 10 J.Kearse, WR 16 C.Hansen, WR 18 A.Stewart, RB 22 M.Forte, S 23 T.Brooks, RB 25 E.McGuire, CB 27 D.Roberts, CB 32 J.Burris, CB 36 R.Robinson, LS 42 T.Hennessy, S 45 R.Miles, LB 47 D.Bass, LB 51 J.Stanford, LB 54 B.Carter, G 70 D.Dozier, DT 75 X.Cooper, OL 79 B.Ovale, TE 85 N.Sterling, WR 87 J.Natson, DL 94 K.Ealy, DL 98 M.Pennel

Did Not Play

QB 3 D.Anderson, C 67 R.Kalil

Did Not Play

QB 9 B.Petty

Not Active

QB 4 G.Gilbert, CB 23 L.Gunter, FB 40 A.Armah, CB 41 C.Munnerlyn, LB 57 A.Gachkar, T 74 J.Theus, DE 91 B.Cox

Not Active

QB 5 C.Hackenberg, CB 30 R.Nelson, CB 31 D.Jones, LB 50 F.Bishop, LB 57 O.Gwacham, T 71 B.Ijalana, OL 78 J.Harrison

Field Goals (made () & missed)

Player	Attempts	Made	Missed	OT	Total
G.Gano	(40)	(33)	(45)		
C.Catanzaro	(31)	(19)			
VISITOR:	Carolina Panthers	3	9	6	17
HOME:	New York Jets	3	7	7	10
				0	0
					27

Scoring Plays

Team	Qtr	Time	Play Description (Extra Point) (Drive Info)	Visitor	Home
Panthers	1	9:55	G.Gano 40 yd. Field Goal (12-48, 5:05)	3	0
Jets	1	5:13	C.Catanzaro 31 yd. Field Goal (10-55, 4:42)	3	3
Panthers	2	10:02	C.Newton 1 yd. run (kick failed, wr) (8-86, 4:14)	9	3
Panthers	2	3:59	G.Gano 33 yd. Field Goal (5-34, 2:11)	12	3
Jets	2	1:12	R.Anderson 33 yd. pass from J.McCown (C.Catanzaro kick) (6-65, 1:00)	12	10
Jets	3	5:41	R.Anderson 54 yd. pass from J.McCown (C.Catanzaro kick) (2-68, 0:37)	12	17
Panthers	3	1:12	J.Stewart 2 yd. run (pass failed) (9-75, 4:29)	18	17
Jets	4	14:01	C.Catanzaro 19 yd. Field Goal (10-74, 2:11)	18	20
Panthers	4	12:05	L.Kuechly 34 yd. fumble return (C.Newton run)	26	20
Panthers	4	9:54	K.Clay 60 yd. punt return (pass failed)	32	20

National Football League Game Summary

NFL Copyright © 2017 by The National Football League. All rights reserved. This summary and play-by-play is for the express purpose of assisting media in their coverage of the game; any other use of this material is prohibited without the written permission of the National Football League. Updated: 11/27/2017

Jets	4	5:32	J.Kearse 3 yd. pass from J.McCown (C.Catanzaro kick) (8-75, 4:22)	32	27
Panthers	4	0:21	G.Gano 45 yd. Field Goal (11-48, 5:11)	35	27
Paid Attendance: 77,562				Time: 3:25	

Final Team Statistics

	Visitor Panthers	Home Jets
TOTAL FIRST DOWNS	17	21
By Rushing	5	3
By Passing	9	14
By Penalty	3	4
THIRD DOWN EFFICIENCY	3-14-21%	5-14-36%
FOURTH DOWN EFFICIENCY	1-1-100%	0-0-0%
TOTAL NET YARDS	299	391
Total Offensive Plays (inc. times thrown passing)	64	65
Average gain per offensive play	4.7	6.0
NET YARDS RUSHING	145	109
Total Rushing Plays	33	26
Average gain per rushing play	4.4	4.2
Tackles for a loss-number and yards	1-1	5-5
NET YARDS PASSING	154	282
Times thrown - yards lost attempting to pass	3-14	3-25
Gross yards passing	168	307
PASS ATTEMPTS-COMPLETIONS-HAD INTERCEPTED	28-11-0	36-19-0
Avg gain per pass play (inc.# thrown passing)	5.0	7.2
KICKOFFS Number-In End Zone-Touchbacks	8-7-6	6-5-4
PUNTS Number and Average	6-47.3	7-45.4
Had Blocked	0	0
FGs - PATs Had Blocked	0-0	0-0
Net Punting Average	46.2	31.9
TOTAL RETURN YARDAGE (Not Including Kickoffs)	95	7
No. and Yards Punt Returns	5-95	4-7
No. and Yards Kickoff Returns	2-49	2-52
No. and Yards Interception Returns	0-0	0-0
PENALTIES Number and Yards	10-84	7-68
FUMBLES Number and Lost	1-0	2-1
TOUCHDOWNS	4	3
Rushing	2	0
Passing	0	3
Fumbles	1	0
Punt Returns	1	0
EXTRA POINTS Made-Attempts	1-4	3-3
Kicking Made-Attempts	0-1	3-3
Passing Made-Attempts	0-2	0-0
Rushing Made-Attempts	1-1	0-0
FIELD GOALS Made-Attempts	3-3	2-2
RED ZONE EFFICIENCY	2-3-67%	1-3-33%
GOAL TO GO EFFICIENCY	2-3-67%	1-2-50%
SAFETIES	0	0
FINAL SCORE	35	27
TIME OF POSSESSION	31:50	28:10

Ball Possession And Drive Chart

Carolina Panthers

#	Time Recd	Time Lost	Time Poss	How Ball Obtained	Drive Began	# Play	Yds Gain	Yds Pen	Net Yds	1st Down	Last Scrm	How Given Up
1	15:00	9:55	5:05	Kickoff	CAR 30	12	48	0	48	3	NYJ 22	Field Goal
2	5:13	2:07	3:06	Kickoff	CAR 21	5	0	0	0	1	CAR 21	Punt
3	14:16	10:02	4:14	Punt	CAR 14	8	71	15	86	5	* NYJ 1	Touchdown
4	8:34	7:05	1:29	Punt	CAR 23	3	7	0	7	0	CAR 30	Punt
5	6:10	3:59	2:11	Punt	NYJ 49	5	44	-10	34	1	* NYJ 15	Field Goal
6	2:39	2:12	0:27	Punt	CAR 24	3	0	0	0	0	CAR 24	Punt
7	1:12	0:00	1:12	Kickoff	CAR 25	2	6	-10	-4	0	CAR 18	End of Half
8	13:19	11:22	1:57	Punt	CAR 26	3	4	-5	-1	0	CAR 25	Punt
9	7:44	6:18	1:26	Punt	CAR 14	3	-1	0	-1	0	CAR 13	Punt
10	5:41	1:12	4:29	Kickoff	CAR 25	9	72	3	75	4	* NYJ 2	Touchdown
11	14:01	12:58	1:03	Kickoff	CAR 25	3	6	0	6	0	CAR 31	Punt
12	5:32	0:21	5:11	Kickoff	CAR 25	11	34	14	48	3	NYJ 27	Field Goal

(303) Average CAR 25

New York Jets

#	Time Recd	Time Lost	Time Poss	How Ball Obtained	Drive Began	# Play	Yds Gain	Yds Pen	Net Yds	1st Down	Last Scrm	How Given Up
1	9:55	5:13	4:42	Kickoff	NYJ 32	10	55	0	55	3	* CAR 13	Field Goal
2	2:07	14:16	2:51	Punt	NYJ 16	4	20	5	25	2	NYJ 41	Punt
3	10:02	8:34	1:28	Kickoff	NYJ 25	4	15	0	15	1	NYJ 40	Punt
4	7:05	6:10	0:55	Punt	NYJ 10	3	1	0	1	0	NYJ 11	Punt
5	3:59	2:39	1:20	Kickoff	NYJ 25	3	5	0	5	0	NYJ 30	Punt
6	2:12	1:12	1:00	Punt	NYJ 35	6	75	-10	65	3	CAR 33	Touchdown
7	15:00	13:19	1:41	Kickoff	NYJ 27	3	-5	0	-5	0	NYJ 22	Punt
8	11:22	7:44	3:38	Punt	NYJ 40	6	34	-16	18	1	CAR 42	Punt
9	6:18	5:41	0:37	Punt	NYJ 32	2	53	15	68	2	NYJ 46	Touchdown
10	1:12	14:01	2:11	Kickoff	NYJ 25	10	50	24	74	3	* CAR 1	Field Goal
11	12:58	12:05	0:53	Punt	NYJ 46	2	-10	0	-10	0	NYJ 45	Fumble
12	12:05	9:54	2:11	Kickoff	NYJ 25	3	-2	0	-2	0	NYJ 23	Punt
13	9:54	5:32	4:22	Kickoff	NYJ 25	8	75	0	75	4	* CAR 3	Touchdown
14	0:21	0:00	0:21	Kickoff	NYJ 25	3	25	0	25	2	NYJ 38	End of Game

(388) Average NYJ 28

* inside opponent's 20

Time of Possession by Quarter

Visitor	1st	2nd	3rd	4th	OT	Total
Carolina Panthers	8:11	9:33	7:52	6:14		31:50
Home New York Jets	6:49	5:27	7:08	8:46		28:10

Kickoff Drive No.-Start Average

Panthers: 6 - CAR 25

Jets: 8 - NYJ 26

First Quarter

11/26/2017

Play By Play

NYJ wins the coin toss and elects to defer. CAR elects to Receive, and NYJ elects to defend the east goal.

C.Catanzaro kicks 66 yards from NYJ 35 to CAR -1. F.Whittaker to CAR 30 for 31 yards (D.Roberts).

Carolina Panthers at 15:00, (1st play from scrimmage 14:54)

- 1-10-CAR 30 (14:54) J.Stewart left tackle to CAR 34 for 4 yards (Ja.Adams).
- 2-6-CAR 34 (14:08) (Shotgun) C.Newton pass short right to G.Olsen to CAR 44 for 10 yards (D.Davis). P1
- 1-10-CAR 44 (13:23) (Shotgun) C.Newton pass incomplete short left to K.Clay (D.Roberts).
- 2-10-CAR 44 (13:18) (Shotgun) C.Newton pass short left to D.Funchess to NYJ 46 for 10 yards (B.Skrine). P2
- 1-10-NYJ 46 (12:43) C.Newton pass incomplete short right to D.Funchess.
- 2-10-NYJ 46 (12:42) C.Newton right tackle to NYJ 39 for 7 yards (D.Davis).
- 3-3-NYJ 39 (12:00) (Shotgun) C.Newton pass incomplete deep left to G.Olsen (B.Skrine).
- 4-3-NYJ 39 (11:54) (Shotgun) C.Newton pass short right to C.McCaffrey pushed ob at NYJ 30 for 9 yards (D.Lee). P3
- 1-10-NYJ 30 (11:28) C.McCaffrey left tackle to NYJ 30 for no gain (M.Pennel).
- 2-10-NYJ 30 (10:46) (Shotgun) C.McCaffrey right end to NYJ 22 for 8 yards (D.Davis).
- 3-2-NYJ 22 (10:04) (Shotgun) C.Newton pass incomplete deep left to D.Funchess (B.Skrine).
- 4-2-NYJ 22 **(9:59) G.Gano 40 yard field goal is GOOD, Center-J.Jansen, Holder-M.Palardy.**

CAR 3 NYJ 0, 12 plays, 48 yards, 5:05 drive, 5:05 elapsed

G.Gano kicks 65 yards from CAR 35 to NYJ 0. J.Natson ran ob at NYJ 32 for 32 yards.

New York Jets at 9:55, (1st play from scrimmage 9:49)

- 1-10-NYJ 32 (9:49) J.McCown pass incomplete short right to R.Anderson.
- 2-10-NYJ 32 (9:45) B.Powell left end pushed ob at NYJ 31 for -1 yards (T.Davis).
- 3-11-NYJ 31 (9:14) J.McCown pass short middle to J.Kearse to NYJ 48 for 17 yards (D.Worley). P1
- 1-10-NYJ 48 (8:35) J.McCown pass deep right to R.Anderson to CAR 32 for 20 yards (J.Bradberry). P2
- 1-10-CAR 32 (7:57) B.Qvale reported in as eligible. E.McGuire right tackle to CAR 29 for 3 yards (L.Kuechly; T.Davis).
- 2-7-CAR 29 (7:23) B.Qvale reported in as eligible. B.Powell up the middle to CAR 22 for 7 yards (T.Davis). R3
- 1-10-CAR 22 (6:41) M.Forte up the middle to CAR 18 for 4 yards (J.Peppers; S.Thompson).
- 2-6-CAR 18 (6:05) J.McCown pass short left to L.Thomas to CAR 13 for 5 yards (D.Worley).
- 3-1-CAR 13 (5:20) B.Qvale reported in as eligible. J.McCown pass incomplete short right to A.Seferian-Jenkins.
- 4-1-CAR 13 **(5:16) C.Catanzaro 31 yard field goal is GOOD, Center-T.Hennessy, Holder-L.Edwards.**

CAR 3 NYJ 3, 10 plays, 55 yards, 4:42 drive, 9:47 elapsed

C.Catanzaro kicks 62 yards from NYJ 35 to CAR 3. F.Whittaker to CAR 21 for 18 yards (J.Martin).

Carolina Panthers at 5:13, (1st play from scrimmage 5:08)

- 1-10-CAR 21 (5:08) C.Newton FUMBLES (Aborted) at CAR 15, recovered by CAR-J.Stewart at CAR 13. J.Stewart to CAR 13 for no gain (J.Martin).
Timeout #1 by NYJ at 04:24.
- 2-18-CAR 13 (4:24) (Shotgun) C.Newton pass short left to D.Funchess pushed ob at CAR 34 for 21 yards (D.Davis). P4
- 1-10-CAR 34 (3:53) (Shotgun) C.Newton sacked at CAR 31 for -3 yards (S.McLendon).
- 2-13-CAR 31 (3:10) (Shotgun) C.Newton pass incomplete deep left to E.Dickson [J.Martin].
- 3-13-CAR 31 (3:04) (Shotgun) C.Newton sacked at CAR 21 for -10 yards (D.Lee).
- 4-23-CAR 21 (2:21) M.Palardy punts 63 yards to NYJ 16, Center-J.Jansen, downed by CAR-C.Jones.

New York Jets at 2:07

- 1-10-NYJ 16 (2:07) B.Powell up the middle to NYJ 30 for 14 yards (D.Worley). R4
- 1-10-NYJ 30 (1:28) J.McCown sacked at NYJ 21 for -9 yards (S.Thompson).
PENALTY on CAR-D.Worley, Illegal Use of Hands, 5 yards, enforced at NYJ 30 - No Play. X5
- 1-10-NYJ 35 (:54) E.McGuire right tackle to NYJ 36 for 1 yard (K.Coleman; T.Davis).
- 2-9-NYJ 36 (:27) M.Forte left tackle to NYJ 35 for -1 yards (S.Lotulelei).

END OF QUARTER

	Score	Time Poss	First Downs				Efficiencies	
			R	P	X	T	3 Down	4 Down
Carolina Panthers	3	8:11	0	4	0	4	0/3	1/1
New York Jets	3	6:49	2	2	1	5	1/2	0/0

Second Quarter

11/26/2017

Play By Play

New York Jets continued.

- 3-10-NYJ 35 (15:00) (Shotgun) J.McCown scrambles up the middle to NYJ 41 for 6 yards (L.Kuechly).
 4-4-NYJ 41 (14:23) L.Edwards punts 45 yards to CAR 14, Center-T.Hennessy, fair catch by C.McCaffrey.

Carolina Panthers at 14:16

- 1-10-CAR 14 (14:16) (Shotgun) J.Stewart right tackle to CAR 14 for no gain (J.Jenkins; D.Davis).
 2-10-CAR 14 (13:40) (Shotgun) C.Newton pass short left to D.Funchess to CAR 31 for 17 yards (B.Skrine) [D.Davis]. P5
PENALTY on NYJ-D.Davis, Roughing the Passer, 15 yards, enforced at CAR 31. X6
1-10-CAR 46 (13:16) (Shotgun) K.Clay left end to NYJ 25 for 29 yards (M.Maye). R7
1-10-NYJ 25 (12:34) T.Moton reported in as eligible. J.Stewart up the middle to NYJ 22 for 3 yards (J.Martin; M.Pennel).
 2-7-NYJ 22 (11:52) (Shotgun) C.Newton pass short left to D.Funchess pushed ob at NYJ 7 for 15 yards (D.Roberts). P8
1-7-NYJ 7 (11:22) C.McCaffrey up the middle to NYJ 1 for 6 yards (M.Maye; D.Lee).
 2-1-NYJ 1 (10:48) T.Moton reported in as eligible. J.Stewart up the middle to NYJ 1 for no gain (M.Pennel; M.Maye).
 3-1-NYJ 1 (10:07) **T.Moton reported in as eligible. C.Newton left end for 1 yard, TOUCHDOWN.** R9
 G.Gano extra point is No Good, Wide Right, Center-J.Jansen, Holder-M.Palardy.

CAR 9 NYJ 3, 8 plays, 86 yards, 1 penalty, 4:14 drive, 4:58 elapsed
--

G.Gano kicks 65 yards from CAR 35 to end zone, Touchback.

New York Jets at 10:02

- 1-10-NYJ 25 (10:02) J.McCown pass short right to J.Kearse to NYJ 37 for 12 yards (L.Kuechly; M.Adams). P6
1-10-NYJ 37 (9:30) (Shotgun) B.Qvale reported in as eligible. M.Forte left tackle to NYJ 40 for 3 yards (J.Peppers; K.Love).
 2-7-NYJ 40 (8:56) B.Qvale reported in as eligible. J.McCown pass incomplete deep left to R.Anderson.
 Timeout #2 by NYJ at 08:50.
 3-7-NYJ 40 (8:50) (Shotgun) J.McCown pass incomplete short left to J.Kearse (V.Butler).
 4-7-NYJ 40 (8:46) L.Edwards punts 51 yards to CAR 9, Center-T.Hennessy. C.McCaffrey to CAR 23 for 14 yards (J.Burris; B.Carter).

Carolina Panthers at 8:34

- 1-10-CAR 23 (8:34) (Shotgun) C.Newton right tackle to CAR 26 for 3 yards (D.Lee).
 2-7-CAR 26 (7:58) (Shotgun) C.Newton pass incomplete deep left to D.Funchess.
 Timeout #1 by CAR at 07:52.
 3-7-CAR 26 (7:52) (Shotgun) C.Newton pass short left to D.Funchess to CAR 30 for 4 yards (M.Maye).
 4-3-CAR 30 (7:18) M.Palardy punts 53 yards to NYJ 17, Center-J.Jansen. J.Natson to NYJ 10 for -7 yards (S.Thompson).

New York Jets at 7:05

- 1-10-NYJ 10 (7:05) B.Powell left tackle to NYJ 11 for 1 yard (M.Addison; T.Davis).
 2-9-NYJ 11 (6:31) J.McCown pass incomplete short right to J.Kearse.
 3-9-NYJ 11 (6:27) (Shotgun) J.McCown pass incomplete deep middle to A.Seferian-Jenkins.
 4-9-NYJ 11 (6:22) L.Edwards punts 46 yards to CAR 43, Center-T.Hennessy. C.McCaffrey to NYJ 49 for 8 yards (D.Bass).

Carolina Panthers at 6:10

- 1-10-NYJ 49 (6:10) (Shotgun) C.McCaffrey right guard to NYJ 9 for 40 yards (D.Roberts). R10
1-9-NYJ 9 (5:25) (Shotgun) C.Newton pass incomplete short middle to D.Funchess.
 2-9-NYJ 9 (5:20) (Shotgun) C.Newton left end to NYJ 11 for -2 yards (J.Martin).
PENALTY on CAR-C.Manhertz, Illegal Use of Hands, 10 yards, enforced at NYJ 9 - No Play.
 2-19-NYJ 19 (4:52) (Shotgun) C.Newton right tackle to NYJ 15 for 4 yards (D.Lee).
 3-15-NYJ 15 (4:08) (Shotgun) C.Newton pass incomplete short right to G.Olsen.
 4-15-NYJ 15 (4:02) **G.Gano 33 yard field goal is GOOD, Center-J.Jansen, Holder-M.Palardy.**

CAR 12 NYJ 3, 5 plays, 34 yards, 2:11 drive, 11:01 elapsed

G.Gano kicks 65 yards from CAR 35 to end zone, Touchback.

New York Jets at 3:59

- 1-10-NYJ 25 (3:59) J.McCown pass short right to R.Anderson pushed ob at NYJ 30 for 5 yards (T.Davis).
 2-5-NYJ 30 (3:36) M.Forte up the middle to NYJ 30 for no gain (V.Butler).
 3-5-NYJ 30 (2:56) (Shotgun) J.McCown pass incomplete short right to R.Anderson.
 4-5-NYJ 30 (2:52) L.Edwards punts 51 yards to CAR 19, Center-T.Hennessy. K.Clay to CAR 24 for 5 yards (E.Tomlinson).

Carolina Panthers at 2:39

Carolina Panthers vs New York Jets at MetLife

- 1-10-CAR 24 (2:39) (Shotgun) C.Newton pass incomplete short left to G.Olsen [J.Martin].
- 2-10-CAR 24 (2:32) (Shotgun) C.Newton pass incomplete short middle to C.McCaffrey (M.Wilkerson).
- 3-10-CAR 24 (2:28) (Shotgun) C.Newton pass incomplete short right to E.Dickson [L.Williams].
- 4-10-CAR 24 (2:19) M.Palardy punts 41 yards to NYJ 35, Center-J.Jansen. J.Natson MUFFS catch, and recovers at NYJ 35. J.Natson to NYJ 35 for no gain (R.Shepard).

New York Jets at 2:12

- 1-10-NYJ 35 (2:12) (Shotgun) J.McCown pass right to B.Powell to NYJ 47 for 12 yards (L.Kuechly).
PENALTY on NYJ-C.Hansen, Illegal Block Above the Waist, 10 yards, enforced at NYJ 47.

Two-Minute Warning

- 1-8-NYJ 37 (2:00) (Shotgun) M.Forte up the middle to NYJ 42 for 5 yards (Ch.Johnson; K.Short).
- 2-3-NYJ 42 (1:40) (No Huddle, Shotgun) J.McCown pass short right to R.Anderson ran ob at NYJ 48 for 6 yards. P7
- 1-10-NYJ 48 (1:36) (Shotgun) J.McCown pass short right to A.Seferian-Jenkins to CAR 33 for 19 yards (K.Coleman). P8
- 1-10-CAR 33 (1:19) J.McCown spiked the ball to stop the clock.
- 2-10-CAR 33 (1:12) (Shotgun) J.McCown pass deep right to R.Anderson for 33 yards, TOUCHDOWN. P9
The Replay Official reviewed the pass completion ruling, and the play was Upheld. The ruling on the field stands.
(Kick formation) PENALTY on CAR-J.Peppers, Encroachment, 5 yards, enforced between downs.
C.Catanzaro extra point is GOOD, Center-T.Hennessy, Holder-L.Edwards.

CAR 12 NYJ 10, 6 plays, 65 yards, 1:00 drive, 13:48 elapsed
--

C.Catanzaro kicks 60 yards from NYJ 40 to end zone, Touchback.

Carolina Panthers at 1:12

- 1-10-CAR 25 (1:12) (Shotgun) C.Newton pass incomplete deep right to G.Olsen (M.Claiborne).
PENALTY on CAR-M.Kalil, Offensive Holding, 10 yards, enforced at CAR 25 - No Play.
- 1-20-CAR 15 (1:06) (Shotgun) C.McCaffrey left tackle to CAR 18 for 3 yards (D.Davis).
- 2-17-CAR 18 (:28) (Shotgun) C.McCaffrey left tackle to CAR 21 for 3 yards (M.Wilkerson; Ja.Adams).

END OF QUARTER

	Score	Time Poss	First Downs				Efficiencies	
			R	P	X	T	3 Down	4 Down
Carolina Panthers	12	9:33	3	2	1	6	1/4	0/0
New York Jets	10	5:27	0	4	0	4	0/4	0/0

Third Quarter

11/26/2017

Play By Play

NYJ elects to Receive, and CAR elects to defend the West goal.

G.Gano kicks 58 yards from CAR 35 to NYJ 7. J.Natson to NYJ 27 for 20 yards (C.Artis-Payne).

New York Jets at 15:00, (1st play from scrimmage 14:53)

- 1-10-NYJ 27 (14:53) J.McCown pass incomplete short right to A.Seferian-Jenkins.
- 2-10-NYJ 27 (14:50) B.Qvale reported in as eligible. B.Powell up the middle to NYJ 30 for 3 yards (K.Short).
- 3-7-NYJ 30 (14:11) (Shotgun) J.McCown sacked at NYJ 22 for -8 yards (M.Addison).
- 4-15-NYJ 22 (13:31) L.Edwards punts 60 yards to CAR 18, Center-T.Hennessy. K.Clay to CAR 26 for 8 yards (J.Stanford; R.Miles).

Carolina Panthers at 13:19

- 1-10-CAR 26 (13:19) (Shotgun) J.Stewart up the middle to CAR 29 for 3 yards (M.Wilkerson).
- 2-7-CAR 29 (12:43) (Shotgun) J.Stewart up the middle to CAR 30 for 1 yard (M.Wilkerson; J.Jenkins).
- 3-6-CAR 30 (12:43) (Shotgun) *PENALTY on CAR-M.Kalil, False Start, 5 yards, enforced at CAR 30 - No Play.*
- 3-11-CAR 25 (11:35) (Shotgun) C.Newton pass incomplete deep right to K.Clay (M.Claiborne) [L.Williams].
- 4-11-CAR 25 (11:26) M.Palardy punts 35 yards to NYJ 40, Center-J.Jansen, out of bounds.

New York Jets at 11:22

- 1-10-NYJ 40 (11:22) E.McGuire right end to NYJ 49 for 9 yards (W.Horton; K.Coleman).
- 2-1-NYJ 49 (10:37) B.Qvale reported in as eligible. E.McGuire left end pushed ob at NYJ 49 for no gain (W.Horton).
PENALTY on NYJ-B.Winters, Offensive Holding, 10 yards, enforced at NYJ 49 - No Play.
- 2-11-NYJ 39 (10:13) J.McCown pass short left to A.Seferian-Jenkins pushed ob at NYJ 47 for 8 yards (L.Kuechly).
- 3-3-NYJ 47 (9:42) (Shotgun) J.McCown pass short right to J.Kearse pushed ob at CAR 48 for 5 yards (J.Byrd).
- 1-10-CAR 48 (9:21) M.Forte right tackle to CAR 42 for 6 yards (W.Horton; L.Kuechly).
- 2-4-CAR 42 (8:46) J.McCown pass incomplete short left to M.Forte.
PENALTY on NYJ-W.Johnson, Offensive Holding, 11 yards, enforced at CAR 42 - No Play.
- 2-15-NYJ 47 (8:42) (Shotgun) M.Forte right guard to CAR 47 for 6 yards (T.Davis; S.Lotulelei).
- 3-9-CAR 47 (8:03) (Shotgun) J.McCown pass incomplete short left to C.Hansen.
- 4-9-CAR 47 (7:59) (Punt formation) L.Edwards punts 47 yards to end zone, Center-T.Hennessy, Touchback.
PENALTY on CAR-M.Addison, Defensive Offside, 5 yards, enforced at CAR 47 - No Play.
- 4-4-CAR 42 (7:50) L.Edwards punts 28 yards to CAR 14, Center-T.Hennessy, fair catch by K.Clay.

P10

Carolina Panthers at 7:44

- 1-10-CAR 14 (7:44) (Shotgun) C.Newton pass incomplete short left to K.Clay.
- 2-10-CAR 14 (7:40) (Shotgun) C.Newton up the middle to CAR 14 for no gain (J.Jenkins).
- 3-10-CAR 14 (6:58) (Shotgun) C.Newton sacked at CAR 13 for -1 yards (D.Davis).
- 4-11-CAR 13 (6:28) M.Palardy punts 52 yards to NYJ 35, Center-J.Jansen. J.Natson to NYJ 32 for -3 yards (S.Thompson).

New York Jets at 6:18

- 1-10-NYJ 32 (6:18) (Shotgun) M.Forte up the middle to NYJ 31 for -1 yards (K.Short; V.Butler).
PENALTY on CAR-V.Butler, Unnecessary Roughness, 15 yards, enforced at NYJ 31.
- 1-10-NYJ 46 (5:52) **J.McCown pass deep right to R.Anderson for 54 yards, TOUCHDOWN.**
The Replay Official reviewed the runner was in bounds ruling, and the play was Upheld. The ruling on the field stands.
C.Catanzaro extra point is GOOD, Center-T.Hennessy, Holder-L.Edwards.

X11

P12

CAR 12 NYJ 17, 2 plays, 68 yards, 1 penalty, 0:37 drive, 9:19 elapsed

C.Catanzaro kicks 65 yards from NYJ 35 to end zone, Touchback.

Carolina Panthers at 5:41

- 1-10-CAR 25 (5:41) C.Artis-Payne left tackle to CAR 25 for no gain (D.Lee; M.Pennel).
- 2-10-CAR 25 (5:02) (Shotgun) C.Newton pass incomplete short left to C.McCaffrey.
- 3-10-CAR 25 (4:58) (Shotgun) C.Newton pass deep left to D.Funchess pushed ob at NYJ 40 for 35 yards (M.Maye).
- 1-10-NYJ 40 (4:29) (Shotgun) C.Newton pass incomplete deep left to D.Funchess.
- 2-10-NYJ 40 (4:22) (Shotgun) C.McCaffrey left guard to NYJ 38 for 2 yards (K.Ealy).
- 3-8-NYJ 38 (3:48) C.Newton pass short right to D.Funchess ran ob at NYJ 32 for 6 yards.
- 4-2-NYJ 32 (3:23) (Shotgun) C.Newton pass incomplete short right to C.McCaffrey.
PENALTY on NYJ-J.Jenkins, Defensive Offside, 5 yards, enforced at NYJ 32 - No Play.
- 1-10-NYJ 27 (3:20) (Shotgun) C.Newton pass short left to C.McCaffrey to NYJ 1 for 26 yards (Ja.Adams).
- 1-1-NYJ 1 (2:33) (Run formation) T.Moton and A.Silatolu reported in as eligible. NYJ-S.McLendon was injured during the play. *PENALTY on CAR-T.Turner, False Start, 5 yards, enforced at NYJ 1 - No Play.*

P11

X12

P13

Carolina Panthers vs New York Jets at MetLife

1-6-NYJ 6 (2:33) *PENALTY on NYJ, Defensive 12 On-field, 3 yards, enforced at NYJ 6 - No Play.*
 1-3-NYJ 3 (1:58) (Shotgun) G.Van Roten reported in as eligible. J.Stewart up the middle to NYJ 2 for 1 yard (X.Cooper; M.Pennel).
 2-2-NYJ 2 (1:17) (Shotgun) **J.Stewart right tackle for 2 yards, TOUCHDOWN.** R14
 TWO-POINT CONVERSION ATTEMPT. C.Newton pass to E.Dickson is complete. ATTEMPT FAILS.

CAR 18 NYJ 17, 9 plays, 75 yards, 2 penalties, 4:29 drive, 13:48 elapsed

G.Gano kicks 65 yards from CAR 35 to end zone, Touchback.

New York Jets at 1:12

1-10-NYJ 25 (1:12) J.McCown pass incomplete short left to J.Kearse (D.Worley).
 2-10-NYJ 25 (1:08) J.McCown pass incomplete deep middle to R.Anderson (L.Kuechly). CAR-M.Adams was injured during the play.
 3-10-NYJ 25 (1:02) (Shotgun) J.McCown pass incomplete short middle to A.Seferian-Jenkins.
PENALTY on CAR-K.Seymour, Defensive Pass Interference, 12 yards, enforced at NYJ 25 - No Play. X13
 1-10-NYJ 37 (:57) J.McCown pass incomplete short left to J.Kearse.
 2-10-NYJ 37 (:54) (Shotgun) M.Forte up the middle to NYJ 40 for 3 yards (V.Butler; W.Horton).
 3-7-NYJ 40 (:16) (Shotgun) J.McCown pass short middle to J.Kearse to CAR 18 for 42 yards (T.Davis). P14

END OF QUARTER

	Score	Time Poss	First Downs				Efficiencies	
			R	P	X	T	3 Down	4 Down
Carolina Panthers	18	7:52	1	2	1	4	1/4	0/0
New York Jets	17	7:08	0	3	2	5	2/4	0/0

Fourth Quarter

11/26/2017

Play By Play

New York Jets continued.

- 1-10-CAR 18 (15:00) (Shotgun) B.Powell up the middle to CAR 13 for 5 yards (K.Short; S.Lotulelei).
- 2-5-CAR 13 (14:24) J.McCown pass incomplete short left to J.Kearse.
PENALTY on CAR-D.Worley, Defensive Pass Interference, 12 yards, enforced at CAR 13 - No Play.
- 1-1-CAR 1 (14:20) B.Qvale reported in as eligible. J.McCown pass incomplete short right to A.Seferian-Jenkins.
- 2-1-CAR 1 (14:14) J.McCown pass short right to A.Seferian-Jenkins for 1 yard, TOUCHDOWN.
The Replay Official reviewed the pass completion ruling, and the play was REVERSED.
J.McCown pass incomplete short right to A.Seferian-Jenkins.
- 3-1-CAR 1 (14:10) J.McCown pass incomplete short right to M.Forte.
- 4-1-CAR 1 (14:03) **C.Catanzaro 19 yard field goal is GOOD, Center-T.Hennessy, Holder-L.Edwards.**

X15

CAR 18 NYJ 20, 10 plays, 74 yards, 2 penalties, 2:11 drive, 0:59 elapsed

C.Catanzaro kicks 65 yards from NYJ 35 to end zone, Touchback.

Carolina Panthers at 14:01

- 1-10-CAR 25 (14:01) C.Newton pass incomplete deep right to B.Bersin.
- 2-10-CAR 25 (13:56) (Shotgun) C.Newton right end to CAR 31 for 6 yards (Ja.Adams).
- 3-4-CAR 31 (13:12) (Shotgun) C.Newton pass incomplete short left to C.McCaffrey.
- 4-4-CAR 31 (13:09) M.Palardy punts 40 yards to NYJ 29, Center-J.Jansen. J.Natson ran ob at NYJ 46 for 17 yards.

New York Jets at 12:58

- 1-10-NYJ 46 (12:58) B.Qvale reported in as eligible. B.Powell right end to NYJ 45 for -1 yards (L.Kuechly; S.Thompson).
- 2-11-NYJ 45 (12:16) **J.McCown sacked at NYJ 36 for -9 yards (W.Horton). FUMBLES (W.Horton) [W.Horton], touched at NYJ 36, RECOVERED by CAR-L.Kuechly at NYJ 34. L.Kuechly for 34 yards, TOUCHDOWN.**

Carolina Panthers at 12:05

TWO-POINT CONVERSION ATTEMPT. C.Newton rushes right end. ATTEMPT SUCCEEDS.

CAR 26 NYJ 20, 0 plays, 34 yards, 0:00 drive , 2:55 elapsed
--

G.Gano kicks 65 yards from CAR 35 to end zone, Touchback.

New York Jets at 12:05

- 1-10-NYJ 25 (12:05) B.Powell up the middle to NYJ 31 for 6 yards (J.Bradberry).
- 2-4-NYJ 31 (11:31) B.Powell right tackle to NYJ 31 for no gain (V.Butler).
- 3-4-NYJ 31 (10:47) (Shotgun) J.McCown sacked at NYJ 23 for -8 yards (J.Peppers).
- 4-12-NYJ 23 (10:09) **L.Edwards punts 37 yards to CAR 40, Center-T.Hennessy. K.Clay for 60 yards, TOUCHDOWN.**
Timeout #1 by CAR at 09:54.

Carolina Panthers at 9:54

TWO-POINT CONVERSION ATTEMPT. C.Newton pass to D.Funchess is incomplete. ATTEMPT FAILS.

CAR 32 NYJ 20, 0 plays, 60 yards, 0:00 drive , 5:06 elapsed
--

G.Gano kicks 65 yards from CAR 35 to end zone, Touchback.

New York Jets at 9:54

- 1-10-NYJ 25 (9:54) (Shotgun) M.Forte left tackle to NYJ 26 for 1 yard (Ch.Johnson).
- 2-9-NYJ 26 (9:18) E.McGuire right end to NYJ 25 for -1 yards (L.Kuechly; S.Lotulelei).
- 3-10-NYJ 25 (8:35) (Shotgun) J.McCown scrambles left end ran ob at NYJ 47 for 22 yards. R16
- 1-10-NYJ 47 (8:04) E.McGuire right end to CAR 44 for 9 yards (T.Davis; M.Adams).
- 2-1-CAR 44 (7:23) (Shotgun) J.McCown pass short middle to J.Natson pushed ob at CAR 45 for -1 yards (J.Bradberry).
- 3-2-CAR 45 (6:48) (Shotgun) J.McCown pass deep left to R.Anderson to CAR 17 for 28 yards (J.Bradberry). P17
- 1-10-CAR 17 (6:14) (Shotgun) J.McCown pass short middle to J.Kearse to CAR 3 for 14 yards (K.Coleman; D.Mayo). P18
- 1-3-CAR 3 (5:37) (Shotgun) **J.McCown pass short right to J.Kearse for 3 yards, TOUCHDOWN.** P19
C.Catanzaro extra point is GOOD, Center-T.Hennessy, Holder-L.Edwards.

CAR 32 NYJ 27, 8 plays, 75 yards, 4:22 drive, 9:28 elapsed

C.Catanzaro kicks 65 yards from NYJ 35 to end zone, Touchback.

Carolina Panthers at 5:32

- 1-10-CAR 25 (5:32) J.Stewart up the middle to CAR 29 for 4 yards (M.Wilkerson).
- 2-6-CAR 29 (4:48) (Shotgun) C.Newton up the middle to CAR 34 for 5 yards (J.Jenkins; D.Davis).
- 3-1-CAR 34 (4:04) A.Silatolu reported in as eligible. J.Stewart right tackle to CAR 36 for 2 yards (M.Pennel; M.Maye). R15
- 1-10-CAR 36 (3:20) (Shotgun) C.Newton left end to CAR 38 for 2 yards (J.Martin).

Carolina Panthers vs New York Jets at MetLife

Timeout #1 by NYJ at 03:12.

2-8-CAR 38 (3:12) C.Newton pass short right to E.Dickson to NYJ 47 for 15 yards (M.Maye). P16

1-10-NYJ 47 (2:25) J.Stewart up the middle to NYJ 48 for -1 yards (J.Jenkins).

Timeout #2 by NYJ at 02:22.

2-11-NYJ 48 (2:22) (Shotgun) J.Stewart left tackle to NYJ 48 for no gain (J.Martin; D.Davis).

Timeout #3 by NYJ at 02:17.

3-11-NYJ 48 (2:17) (Shotgun) C.Newton pass incomplete deep left to D.Funchess.

PENALTY on NYJ-M.Pennel, Roughing the Passer, 14 yards, enforced at NYJ 48 - No Play. X17

1-10-NYJ 34 (2:12) J.Stewart left tackle to NYJ 32 for 2 yards (X.Cooper; J.Martin).

Two-Minute Warning

2-8-NYJ 32 (2:00) T.Moton reported in as eligible. J.Stewart right guard to NYJ 28 for 4 yards (M.Pennel).

Timeout #2 by CAR at 01:12.

3-4-NYJ 28 (1:12) J.Stewart right tackle to NYJ 27 for 1 yard (D.Davis).

Timeout #3 by CAR at 00:25.

4-3-NYJ 27 (:25) **G.Gano 45 yard field goal is GOOD, Center-J.Jansen, Holder-M.Palardy.**

CAR 35 NYJ 27, 11 plays, 48 yards, 1 penalty, 5:11 drive, 14:39 elapsed
--

G.Gano kicks 65 yards from CAR 35 to end zone, Touchback.

New York Jets at 0:21

1-10-NYJ 25 (:21) (Shotgun) J.McCown pass short left to E.McGuire to NYJ 38 for 13 yards (L.Kuechly). P20

1-10-NYJ 38 (:03) J.McCown spiked the ball to stop the clock.

2-10-NYJ 38 (:02) (Shotgun) J.McCown pass short right to J.Kearse to 50 for 12 yards (J.Byrd). P21

END OF QUARTER

	Score	Time Poss	First Downs				Efficiencies	
			R	P	X	T	3 Down	4 Down
Carolina Panthers	35	6:14	1	1	1	3	1/3	0/0
New York Jets	27	8:46	1	5	1	7	2/4	0/0

Miscellaneous Statistics Report

Carolina Panthers vs New York Jets

11/26/2017 at MetLife

Ten Longest Plays for Carolina Panthers

Yards	Qtr	Play Start	Play Description
40	2	1-10-NYJ 49	(6:10) (Shotgun) C.McCaffrey right guard to NYJ 9 for 40 yards (D.Roberts).
35	3	3-10-CAR 25	(4:58) (Shotgun) C.Newton pass deep left to D.Funchess pushed ob at NYJ 40 for 35 yards (M.Maye).
32	2	2-10-CAR 14	(13:40) (Shotgun) C.Newton pass short left to D.Funchess to CAR 31 for 17 yards (B.Skrine) [D.Davis]. PENALTY on NYJ-D.Davis, Roughing the Passer, 15 yards, enforced at CAR 31.
29	2	1-10-CAR 46	(13:16) (Shotgun) K.Clay left end to NYJ 25 for 29 yards (M.Maye).
26	3	1-10-NYJ 27	(3:20) (Shotgun) C.Newton pass short left to C.McCaffrey to NYJ 1 for 26 yards (Ja.Adams).
21	1	2-18-CAR 13	(4:24) (Shotgun) C.Newton pass short left to D.Funchess pushed ob at CAR 34 for 21 yards (D.Davis).
15	2	2-7-NYJ 22	(11:52) (Shotgun) C.Newton pass short left to D.Funchess pushed ob at NYJ 7 for 15 yards (D.Roberts).
15	4	2-8-CAR 38	(3:12) C.Newton pass short right to E.Dickson to NYJ 47 for 15 yards (M.Maye).
10	1	2-6-CAR 34	(14:08) (Shotgun) C.Newton pass short right to G.Olsen to CAR 44 for 10 yards (D.Davis).
10	1	2-10-CAR 44	(13:18) (Shotgun) C.Newton pass short left to D.Funchess to NYJ 46 for 10 yards (B.Skrine).

Ten Longest Plays for New York Jets

Yards	Qtr	Play Start	Play Description
54	3	1-10-NYJ 46	(5:52) J.McCown pass deep right to R.Anderson for 54 yards, TOUCHDOWN.
42	3	3-7-NYJ 40	(:16) (Shotgun) J.McCown pass short middle to J.Kearse to CAR 18 for 42 yards (T.Davis).
33	2	2-10-CAR 33	(1:12) (Shotgun) J.McCown pass deep right to R.Anderson for 33 yards, TOUCHDOWN.
28	4	3-2-CAR 45	(6:48) (Shotgun) J.McCown pass deep left to R.Anderson to CAR 17 for 28 yards (J.Bradberry).
22	4	3-10-NYJ 25	(8:35) (Shotgun) J.McCown scrambles left end ran ob at NYJ 47 for 22 yards.
20	1	1-10-NYJ 48	(8:35) J.McCown pass deep right to R.Anderson to CAR 32 for 20 yards (J.Bradberry).
19	2	1-10-NYJ 48	(1:36) (Shotgun) J.McCown pass short right to A.Seferian-Jenkins to CAR 33 for 19 yards (K.Coleman).
17	1	3-11-NYJ 31	(9:14) J.McCown pass short middle to J.Kearse to NYJ 48 for 17 yards (D.Worley).
14	1	1-10-NYJ 16	(2:07) B.Powell up the middle to NYJ 30 for 14 yards (D.Worley).
14	3	1-10-NYJ 32	(6:18) (Shotgun) M.Forte up the middle to NYJ 31 for -1 yards (K.Short; V.Butler).

Touchdown Scoring Information

		Offense	Defense	Special Teams
VISITOR	Carolina Panthers	2	1	1
HOME	New York Jets	3	0	0

Player Scoring Information

Club	Player	TD	Rush TD	Rec TD	KO TD	Punt TD	Int TD	Fum TD	Misc TD	FG	XP	2Pt Rush	2Pt Rec	Sfty	Points
CAR	G.Gano	0	0	0	0	0	0	0	0	3	0	0	0	0	9
CAR	C.Newton	0	1	0	0	0	0	0	0	0	0	1	0	0	8
CAR	J.Stewart	0	1	0	0	0	0	0	0	0	0	0	0	0	6
CAR	K.Clay	0	0	0	0	1	0	0	0	0	0	0	0	0	6
NYJ	R.Anderson	0	0	2	0	0	0	0	0	0	0	0	0	0	12
NYJ	C.Catanzaro	0	0	0	0	0	0	0	0	2	3	0	0	0	9
NYJ	J.Kearse	0	0	1	0	0	0	0	0	0	0	0	0	0	6

Possession Detail

	First Half		Second Half		Game	
	Visitor	Home	Visitor	Home	Visitor	Home
Largest Lead	9	0	12	5	12	5
Drives Leading	4	0	3	1	7	1
Time of Possession Leading	5:19	0:00	8:34	0:53	13:53	0:53
Largest Deficit	0	-9	-5	-12	-5	-12
Drives Trailing	0	5	2	7	2	12
Time of Possession Trailing	0:00	9:25	5:32	15:01	5:32	24:26
Times Score Tied Up		1		0		1
Lead Changes		2		4		6

Playtime Percentage

Percent of playtime per player on offense, defense and special teams

Carolina Panthers

New York Jets

		Carolina Panthers				New York Jets					
		Offense	Defense	Special Teams				Offense	Defense	Special Teams	
D Williams	T	72	100%	4	11%	J Carpenter	G	70	100%	5	14%
T Turner	G	72	100%	4	11%	B Shell	T	70	100%	5	14%
A Norwell	G	72	100%	4	11%	K Beachum	T	70	100%	4	11%
M Kalil	T	72	100%	4	11%	B Winters	G	70	100%	1	3%
C Newton	QB	72	100%			W Johnson	C	70	100%		
T Larsen	C	72	100%			J McCown	QB	70	100%		
E Dickson	TE	63	88%	10	27%	A Seferian-Jenkins	TE	59	84%	1	3%
D Funchess	WR	60	83%			J Kearsce	WR	58	83%		
C McCaffrey	RB	50	69%	3	8%	R Anderson	WR	57	81%		
K Clay	WR	49	68%	6	16%	M Forte	RB	29	41%		
R Shepard	WR	30	42%	11	30%	E Tomlinson	TE	28	40%	21	57%
C Manhertz	TE	29	40%	7	19%	C Hansen	WR	28	40%	10	27%
J Stewart	RB	27	38%			L Thomas	FB	23	33%	13	35%
G Olsen	TE	24	33%			B Powell	RB	23	33%		
B Bersin	WR	16	22%	20	54%	E McGuire	RB	18	26%	7	19%
T Moton	T	8	11%	4	11%	B Qvale	T	13	19%	12	32%
F Whittaker	RB	2	3%	26	70%	A Stewart	WR	9	13%	7	19%
C Artis-Payne	RB	1	1%	26	70%	N Sterling	WR	4	6%	14	38%
A Silatolu	T	1	1%	10	27%	J Natson	WR	1	1%	14	38%
K Coleman	FS		70 100%	7	19%	D Lee	LB		72 100%	8	22%
L Kuechly	LB		70 100%	7	19%	D Davis	LB		72 100%	4	11%
J Bradberry	CB		68 97%	12	32%	M Maye	FS		72 100%	4	11%
M Adams	SS		67 96%	7	19%	J Adams	SS		72 100%	4	11%
T Davis	LB		62 89%	4	11%	M Claiborne	CB		68 94%		
S Thompson	LB		57 81%	13	35%	M Wilkerson	DE		66 92%	4	11%
D Worley	CB		52 74%	16	43%	L Williams	DE		66 92%	4	11%
K Short	DT		46 66%	7	19%	B Skrine	CB		63 88%	4	11%
M Addison	DE		44 63%	2	5%	J Jenkins	LB		61 85%	10	27%
C Johnson	DE		44 63%			J Martin	LB		45 62%	20	54%
J Peppers	DE		38 54%	7	19%	M Pannel	NT		30 42%	9	24%
S Lotulelei	DT		33 47%	7	19%	D Roberts	CB		27 38%	14	38%
V Butler	DT		29 41%	5	14%	K Ealy	DE		27 38%	1	3%
K Love	DT		28 40%			S McLendon	NT		22 31%	3	8%
K Seymour	CB		22 31%	18	49%	X Cooper	DT		14 19%		
W Horton	DE		22 31%	7	19%	D Bass	LB		10 14%	21	57%
J Byrd	FS		12 17%	8	22%	B Carter	LB		4 6%	28	76%
D Mayo	LB		6 9%	27	73%	R Miles	FS		1 1%	32	86%
J Norris	LB			26	70%	T Brooks	SS		1 1%	28	76%
B Jacobs	LB			26	70%	J Stanford	LB			32	86%
C Jones	FS			26	70%	L Edwards	P			13	35%
G Gano	K			12	32%	T Hennessy	LS			13	35%
J Jansen	LS			10	27%	C Catanzaro	K			11	30%
M Palardy	P			10	27%	R Robinson	CB			11	30%
G Van Roten	G			4	11%	J Burris	CB			9	24%



CHIEFS

INDIVIDUAL PLAYER STATISTICS

THIS IS CHIEFS KINGDOM

Updated Player Bios

2 *Dustin Colquitt*

P 6-3 210 35 13

Tennessee D3-05

DUSTIN COLQUITT - NFL REGULAR SEASON PUNTING STATISTICS

TEAM	GP	NO.	YDS.	AVG.	OPP. RET.	YDS.	NET. YDS.	AVG.	TB	IN20	LG	BK
2005 Chiefs	16	65	2,564	39.4	23	179	2,285	35.2	5	27	62	0
2006 Chiefs	16	71	3,145	44.3	32	254	2,791	39.3	5	23	72	0
2007 Chiefs	16	95	4,322	45.5	50	387	3,755	39.1	9	27	81	1
2008 Chiefs	14	70	3,110	44.4	28	209	2,741	39.2	8	27	73	0
2009 Chiefs	16	96	4,361	45.4	40	285	3,956	40.8	6	41	70	1
2010 Chiefs	16	88	3,908	44.4	42	361	3,347	37.6	10	33	72	1
2011 Chiefs	16	89	4,084	45.9	36	411	3,573	40.1	5	27	68	0
2012 Chiefs	16	83	3,887	46.8	27	362	3,385	40.8	7	45	71	0
2013 Chiefs	16	87	4,005	46.0	38	246	3,539	40.2	11	35	65	1
2014 Chiefs	16	71	3,164	44.6	29	190	2,874	40.5	5	31	69	0
2015 Chiefs	16	75	3,333	44.4	26	170	3,063	40.8	5	37	62	0
2016 Chiefs	16	76	3,427	45.1	30	157	3,090	40.7	9	38	64	0
2017 Chiefs	11	51	2,301	45.1	22	152	2,069	40.6	4	24	63	0
NFL TOTALS	201	1017	45,611	44.8	423	3,363	40,468	39.6	89	415	81	4

DUSTIN COLQUITT - NFL PLAYOFF PUNTING STATISTICS

TEAM	GP	NO.	YDS.	AVG.	OPP. RET.	YDS.	NET. YDS.	AVG.	TB	IN20	LG	BK
2006 Chiefs	1	6	314	52.3	3	28	286	47.7	0	1	66	0
2010 Chiefs	1	3	153	51.0	0	0	113	37.7	2	1	54	0
2013 Chiefs	1	2	78	39.0	0	0	78	39.0	0	1	47	0
2015 Chiefs	2	7	288	41.1	1	22	266	38.0	0	5	56	0
2016 Chiefs	1	4	183	45.8	2	9	174	43.5	0	1	54	0
NFL TOTALS	6	22	1,016	46.2	6	59	917	41.7	2	9	66	0

2017 GAME-BY-GAME REGULAR SEASON STATISTICS (CHIEFS)

OPPONENT	NO.	YDS.	AVG.	OPP. RET.	YDS.	NET. YDS.	AVG.	TB	IN20	LG	BK	W/L	SCORE
09/07 at Patriots	P	6	262	43.7	1	8	254	42.3	0	3	59	0	W 42-27
09/17 EAGLES	P	5	227	45.4	1	10	177	35.4	2	2	60	0	W 27-20
09/24 at Chargers	P	5	249	49.8	3	12	237	47.4	0	3	63	0	W 24-10
10/02 REDSKINS	P	3	105	35.0	0	0	85	28.3	1	1	39	0	W 29-20
10/08 at Texans	P	2	86	43.0	1	49	37	18.5	0	0	53	0	W 42-34
10/15 STEELERS	P	4	190	47.5	1	0	190	47.5	0	3	54	0	L 13-19
10/19 at Raiders	P	3	137	45.7	1	0	137	45.7	0	3	56	0	L 30-31
10/30 BRONCOS	P	5	209	41.8	4	3	206	41.2	0	2	53	0	W 29-19
11/05 at Cowboys	P	5	231	46.2	2	1	210	42.0	1	1	54	0	L 17-28
11/19 at Giants	P	5	215	43.0	2	8	207	41.4	0	4	58	0	L 9-12+
11/26 BILLS	P	8	390	48.8	6	61	329	41.1	0	2	56	0	L 10-16
2017 TOTALS	11	51	2,301	45.1	22	152	2,069	40.6	4	24	63	0	6-5

+ - Overtime

7 *Harrison Butker*

K 6-4 205 22 R

Georgia Tech D7 '17

HARRISON BUTKER - NFL REGULAR SEASON STATISTICS

TEAM	GP	FGM	FGA	PCT.	LG	XP	XPA	PCT.	BLK	PTS
2017 Panthers	0	0	0	0.0	0	0	0	0.0	0	0
Went from Panthers to Chiefs .										
2017 Chiefs	8	23	24	95.8	53	14	14	100.0	0	83
NFL TOTALS	8	23	24	95.8	53	14	14	100.0	0	83

REGULAR SEASON FIELD-GOAL ACCURACY

TEAM	1-19	PCT.	20-29	PCT.	30-39	PCT.	40-49	PCT.	50+	PCT.
2017 Panthers	0-0	0.0	0-0	0.0	0-0	0.0	0-0	0.0	0-0	0.0
Went from Panthers to Chiefs .										
2017 Chiefs	0-0	0.0	3-3	100.0	10-10	100.0	8-9	88.9	2-2	100.0
NFL TOTALS	0-0	0.0	3-3	100.0	10-10	100.0	8-9	88.9	2-2	100.0

2017 GAME-BY-GAME REGULAR SEASON STATISTICS (PANTHERS/CHIEFS)

	OPPONENT	FIELD GOALS					EXTRA POINTS					W/L	SCORE
		FGM	FGA	PCT	LG	XP	XPA	PCT	BLK	PTS			
09/10	at 49ers	INACTIVE										W	23-3
09/17	BILLS	PRACTICE SQUAD										W	9-3
09/24	SAINTS	PRACTICE SQUAD										L	13-34
Went from Panthers to Chiefs .													
10/02	REDSKINS	P	3	4	75.0	43	2	2	100.0	0	11	W	29-20
10/08	at Texans	P	5	5	100.0	49	3	3	100.0	0	18	W	42-34
10/15	STEELERS	P	2	2	100.0	46	1	1	100.0	0	7	L	13-19
10/19	at Raiders	P	3	3	100.0	53	3	3	100.0	0	12	L	30-31
10/30	BRONCOS	P	5	5	100.0	51	2	2	100.0	0	17	W	29-19
11/05	at Cowboys	P	1	1	100.0	38	2	2	100.0	0	5	L	17-28
11/19	at Giants	P	3	3	100.0	31	0	0	0.0	0	9	L	9-12+
11/26	BILLS	P	1	1	100.0	45	1	1	100.0	0	4	L	10-16
2017 TOTALS		8	23	24	95.8	53	14	14	100.0	0	83	5-6	

+ - Overtime

9 Tyler Bray

QB 6-6 215 25 5 Tennessee CFA-13

TYLER BRAY - NFL REGULAR SEASON PASSING STATISTICS

TEAM	GP	GS	ATT.	CMP.	PCT.	YDS	AVG.	TD	INT.	LG	SK	LST	RATE
2013 Chiefs	0	0	0	0	0.0	0	0.0	0	0	0	0	0	0.0
2014 Chiefs	0	0	0	0	0.0	0	0.0	0	0	0	0	0	0.0
2015 Chiefs	0	0	0	0	0.0	0	0.0	0	0	0	0	0	0.0
2016 Chiefs	0	0	0	0	0.0	0	0.0	0	0	0	0	0	0.0
2017 Chiefs	0	0	0	0	0.0	0	0.0	0	0	0	0	0	0.0
CAREER TOTALS	0	0	0	0	0.0	0	0.0	0	0	0	0	0	0.0

TYLER BRAY - NFL PLAYOFF PASSING STATISTICS

TEAM	GP	GS	ATT.	CMP.	PCT.	YDS	AVG.	TD	INT.	LG	SK	LST	RATE
2013 Chiefs	0	0	0	0	0.0	0	0.0	0	0	0	0	0	0.0
2015 Chiefs	0	0	0	0	0.0	0	0.0	0	0	0	0	0	0.0
2016 Chiefs	0	0	0	0	0.0	0	0.0	0	0	0	0	0	0.0
CAREER TOTALS	0	0	0	0	0.0	0	0.0	0	0	0	0	0	0.0

TYLER BRAY - NFL REGULAR SEASON RUSHING STATISTICS

TEAM	NO.	YDS.	AVG.	LG	TD
2013 Chiefs	0	0	0.0	0	0
2014 Chiefs	0	0	0.0	0	0
2015 Chiefs	0	0	0.0	0	0
2016 Chiefs	0	0	0.0	0	0
2017 Chiefs	0	0	0.0	0	0
CAREER TOTALS	0	0	0.0	0	0

TYLER BRAY - NFL PLAYOFF RUSHING STATISTICS

TEAM	NO.	YDS.	AVG.	LG	TD
2013 Chiefs	0	0	0.0	0	0
2015 Chiefs	0	0	0.0	0	0
2016 Chiefs	0	0	0.0	0	0
CAREER TOTALS	0	0	0.0	0	0

2017 GAME-BY-GAME REGULAR SEASON STATISTICS (CHIEFS)

	OPPONENT	P/S	PASSING											RUSHING				W/L	SCORE				
			ATT	CMP	YDS	PCT	Y/A	Y/C	TD	INT	LG	SK/YD	RATE	ATT	YDS	LG	TD						
09/07	at Patriots																					W	42-27
09/17	EAGLES																					W	27-20
09/24	at Chargers																					W	24-10
10/02	REDSKINS																					W	29-20
10/08	at Texans																					W	42-34
10/15	STEELERS																					L	13-19
10/19	at Raiders																					L	30-31
10/30	BRONCOS																					W	29-19
11/05	at Cowboys																					L	17-28
11/19	at Giants																					L	9-12+
11/26	BILLS																					L	10-16
2017 TOTALS		0-0	0	0	0	0.0	0.0	0.0	0	0	0	0	0	0	0	0	0	0	0	0	0	0	6-5

10 Tyreek Hill

WR 5-10 185 23 2 West Alabama D5b-16

TYREEK HILL - NFL REGULAR SEASON STATISTICS

TEAM	GP	GS	RUSHING						RECEIVING				
			NO.	YDS.	AVG.	LG	TD	NO.	YDS	AVG	LG	TD	
2016 Chiefs	16	1	24	267	11.1	70t	3	61	593	9.7	49	6	
2017 Chiefs	11	9	16	60	3.8	16	0	54	726	13.4	75t	4	
NFL TOTALS	27	10	40	327	8.2	70t	3	115	1,319	11.5	75t	10	

TYREEK HILL - NFL PLAYOFF STATISTICS

TEAM	GP	GS	RUSHING						RECEIVING				
			NO.	YDS.	AVG.	LG	TD	NO.	YDS	AVG	LG	TD	
2016 Chiefs	1	0	3	18	6.0	8	0	4	27	6.8	9	0	
NFL TOTALS	1	0	3	18	6.0	8	0	4	27	6.8	9	0	

TYREEK HILL - NFL REGULAR SEASON RETURN STATISTICS

TEAM	KICKOFF RETURNS					PUNT RETURNS					
	RET.	YDS.	AVG.	LG	TD	NO.	FC	YDS	AVG	LG	TD
2016 Chiefs	14	384	27.4	86t	1	39	8	592	15.2	95t	2
2017 Chiefs	0	0	0.0	0	0	19	8	161	8.5	82t	1
NFL TOTALS	14	384	27.4	86t	1	58	16	753	13.0	95t	3

TYREEK HILL - NFL PLAYOFF RETURN STATISTICS

TEAM	KICKOFF RETURNS					PUNT RETURNS					
	RET.	YDS.	AVG.	LG	TD	NO.	FC	YDS	AVG	LG	TD
2016 Chiefs	4	72	18.0	21	0	0	0	0	0.0	0	0
NFL TOTALS	4	72	18.0	21	0	0	0	0	0.0	0	0

2017 GAME-BY-GAME REGULAR SEASON STATISTICS (CHIEFS)

	OPPONENT	P/S	RUSHING				RECEIVING				W/L	SCORE
			ATT	YDS	LG	TD	NO	YDS	LG	TD		
09/07	at Patriots	P	2	5	4	0	7	133	75t	1	W	42-27
09/17	EAGLES	S	1	6	6	0	4	43	18	0	W	27-20
09/24	at Chargers	S	3	13	9	0	5	77	30t	1	W	24-10
10/02	REDSKINS	S	0	0	0	0	5	35	12	0	W	29-20
10/08	at Texans	S	0	0	0	0	4	68	38	0	W	42-34
10/15	STEELERS	S	1	-9	-9	0	5	34	10	0	L	13-19
10/19	at Raiders	P	2	7	7	0	6	125	64t	1	L	30-31
10/30	BRONCOS	S	0	0	0	0	2	38	25	0	W	29-19
11/05	at Cowboys	S	4	9	12	0	2	64	56t	1	L	17-28
11/19	at Giants	S	1	16	16	0	7	68	38	0	L	9-12+
11/26	BILLS	S	2	13	16	0	7	41	11	0	L	10-16
2017 TOTALS		11-9	16	60	16	0	54	726	75t	4	6-5	

+ - Overtime

11 Alex Smith

QB 6-4 217 33 13 Utah T (SF)-13

ALEX SMITH - NFL REGULAR SEASON PASSING STATISTICS

TEAM	GP	GS	ATT.	CMP.	PCT.	YDS	AVG.	TD	INT.	LG	SK	LST	RATE
2005 49ers	9	7	165	84	50.9	875	5.3	1	11	47	29	185	40.8
2006 49ers	16	16	442	257	58.1	2,890	6.5	16	16	75	35	202	74.8
2007 49ers	7	7	193	94	48.7	914	4.7	2	4	45	17	121	57.2
2008 49ers	0	0	0	0	0.0	0	0.0	0	0	0	0	0	0.0
2009 49ers	11	10	372	225	60.5	2,350	6.3	18	12	73t	22	134	81.5
2010 49ers	11	10	342	204	59.6	2,370	6.9	14	10	62t	25	140	82.1
2011 49ers	16	16	445	273	61.3	3,144	7.1	17	5	56t	44	263	90.7
2012 49ers	10	9	218	153	70.2	1,737	8.0	13	5	55	24	137	104.1
2013 Chiefs	15	15	508	308	60.6	3,313	6.5	23	7	71t	39	210	89.1
2014 Chiefs	15	15	464	303	65.3	3,265	7.0	18	6	70t	45	229	93.4
2015 Chiefs	16	16	470	307	65.3	3,486	7.4	20	7	80t	45	235	95.4
2016 Chiefs	15	15	489	328	67.1	3,502	7.2	15	8	80t	28	140	91.2
2017 Chiefs	11	11	369	254	68.8	2,873	7.8	19	4	78t	27	167	104.5
CAREER TOTALS	152	147	4,477	2,790	62.3	30,719	6.9	176	95	80t	380	2,163	86.9

ALEX SMITH - NFL PLAYOFF PASSING STATISTICS

TEAM	GP	GS	ATT.	CMP.	PCT.	YDS	AVG.	TD	INT.	LG	SK	LST	RATE
2011 49ers	2	2	68	36	52.9	495	7.3	5	0	73t	7	53	101.0
2012 49ers	0	0	0	0	0.0	0	0.0	0	0	0	0	0	0.0
2013 Chiefs	1	1	46	30	65.2	378	8.2	4	0	79t	2	15	119.7
2015 Chiefs	2	2	72	46	63.9	436	6.1	2	1	48	4	20	84.0
2016 Chiefs	1	1	34	20	58.8	172	5.1	1	1	24	1	6	69.7
CAREER TOTALS	6	6	220	132	60.0	1,481	6.7	12	2	79t	14	94	94.5

ALEX SMITH - NFL REGULAR SEASON RUSHING STATISTICS

TEAM	NO.	YDS.	AVG.	LG	TD
2005 49ers	30	103	3.4	19	0
2006 49ers	44	147	3.3	22	2
2007 49ers	13	89	6.8	25	0
2008 49ers	0	0	0.0	0	0
2009 49ers	24	51	2.1	11	0
2010 49ers	18	60	3.3	12	0
2011 49ers	52	179	3.4	14	2
2012 49ers	31	132	4.3	24	0
2013 Chiefs	76	431	5.7	26	1
2014 Chiefs	49	254	5.2	25	1
2015 Chiefs	84	498	5.9	49	2
2016 Chiefs	48	134	2.8	24	5
2017 Chiefs	47	235	5.0	32	1
CAREER TOTALS	516	2,313	4.5	49	14

ALEX SMITH - NFL PLAYOFF RUSHING STATISTICS

TEAM	NO.	YDS.	AVG.	LG	TD
2011 49ers	7	70	10.0	28t	1
2012 49ers	0	0	0.0	0	0
2013 Chiefs	8	57	7.1	16	0
2015 Chiefs	14	71	5.1	15	0
2016 Chiefs	2	9	4.5	5	0
CAREER TOTALS	31	207	6.7	28t	1

2017 GAME-BY-GAME REGULAR SEASON STATISTICS (CHIEFS)

	OPPONENT	P/S	PASSING										RUSHING				W/L	SCORE	
			ATT	CMP	YDS	PCT	Y/A	Y/C	TD	INT	LG	SK/YD	RATE	ATT	YDS	LG			TD
09/07	at Patriots	S	35	28	368	80.0	10.5	13.1	4	0	78t	3/16	148.6	5	3	7	0	W	42-27
09/17	EAGLES	S	28	21	251	75.0	9.0	12.0	1	0	44	4/19	113.8	4	21	12	0	W	27-20
09/24	at Chargers	S	21	16	155	76.2	7.4	9.7	2	0	30t	5/33	128.1	2	9	5	0	W	24-10
10/02	REDSKINS	S	37	27	293	73.0	7.9	10.9	1	0	37	4/32	104.9	7	56	32	1	W	29-20
10/08	at Texans	S	37	29	324	78.4	8.8	11.2	3	0	38	1/1	130.2	5	19	7	0	W	42-34
10/15	STEELERS	S	34	19	246	55.9	7.2	12.9	1	0	57t	3/23	88.6	4	13	11	0	L	13-19
10/19	at Raiders	S	36	25	342	69.4	9.5	13.7	3	0	64t	1/11	127.3	1	0	0	0	L	30-31
10/30	BRONCOS	S	31	14	202	45.2	6.5	14.4	1	0	33	1/5	77.6	4	33	17	0	W	29-19
11/05	at Cowboys	S	34	25	263	73.5	7.7	10.5	2	1	56t	2/8	102.9	5	19	8	0	L	17-28
11/19	at Giants	S	40	27	230	67.5	5.8	8.5	0	2	38	1/1	61.5	5	27	7	0	L	9-12+
11/26	BILLS	S	36	23	199	63.9	5.5	8.7	1	1	28	2/18	76.0	5	35	13	0	L	10-16
2017 TOTALS	11-11		369	254	2,873	68.8	7.8	11.3	19	4	78t	27/167	104.5	47	235	32	1	6-5	

+ - Overtime

ALBERT WILSON - NFL REGULAR SEASON STATISTICS

TEAM	GP	GS	RUSHING					RECEIVING				
			NO.	YDS.	AVG.	LG	TD	NO.	YDS	AVG	LG	TD
2014 Chiefs	12	2	0	0	0.0	0	0	16	260	16.3	48	0
2015 Chiefs	14	12	5	26	5.2	8	0	35	451	12.9	44t	2
2016 Chiefs	16	5	2	50	25.0	55t	1	31	279	9.0	42	2
2017 Chiefs	8	3	3	6	2.0	6	0	20	257	12.9	63t	3
NFL TOTALS	50	22	10	82	8.2	55t	1	102	1,247	12.2	63t	7

ALBERT WILSON - NFL PLAYOFF STATISTICS

TEAM	GP	GS	RUSHING					RECEIVING				
			NO.	YDS.	AVG.	LG	TD	NO.	YDS	AVG	LG	TD
2015 Chiefs	2	2	2	11	5.5	9	0	7	66	9.4	19	1
2016 Chiefs	1	1	0	0	0.0	0	0	2	3	1.5	5t	1
NFL TOTALS	3	3	2	11	5.5	9	0	9	69	7.7	19	2

ALBERT WILSON - NFL REGULAR SEASON RETURN STATISTICS

TEAM	KICKOFF RETURNS					PUNT RETURNS					
	RET.	YDS.	AVG.	LG	TD	NO.	FC	YDS	AVG	LG	TD
2014 Chiefs	1	21	21.0	21	0	0	0	0	0.0	0	0
2015 Chiefs	0	0	0.0	0	0	0	0	0	0.0	0	0
2016 Chiefs	1	13	13.0	13	0	0	0	0	0.0	0	0
2017 Chiefs	0	0	0.0	0	0	0	0	0	0.0	0	0
NFL TOTALS	2	34	17.0	21	0	0	0	0	0.0	0	0

ALBERT WILSON - NFL PLAYOFF RETURN STATISTICS

TEAM	KICKOFF RETURNS					PUNT RETURNS					
	RET.	YDS.	AVG.	LG	TD	NO.	FC	YDS	AVG	LG	TD
2015 Chiefs	0	0	0.0	0	0	0	0	0	0.0	0	0
2016 Chiefs	0	0	0.0	0	0	0	0	0	0.0	0	0
NFL TOTALS	0	0	0.0	0	0	0	0	0	0.0	0	0

2017 GAME-BY-GAME REGULAR SEASON STATISTICS (CHIEFS)

	OPPONENT	P/S	RUSHING				RECEIVING				W/L	SCORE			
			ATT	YDS	LG	TD	NO	YDS	LG	TD					
09/07	at Patriots	P	0	0	0	0	5	37	13	0	W	42-27			
09/17	EAGLES	P	1	4	4	0	2	22	12	0	W	27-20			
09/24	at Chargers	P	1	-4	-4	0	3	18	11	1	W	24-10			
10/02	REDSKINS	S	1	6	6	0	4	63	37	0	W	29-20			
10/08	at Texans	S	0	0	0	0	2	18	12	0	W	42-34			
10/15	STEELERS										L	13-19			
10/19	at Raiders	P	0	0	0	0	1	63	63t	1	L	30-31			
10/30	BRONCOS	P	0	0	0	0	0	0	0	0	W	29-19			
11/05	at Cowboys										L	17-28			
11/19	at Giants										L	9-12+			
11/26	BILLS	S	0	0	0	0	3	36	19t	1	L	10-16			
2017 TOTALS			8-3				3	6	6	0	20	257	63t	3	6-5

DE'ANTHONY THOMAS - NFL REGULAR SEASON STATISTICS

TEAM	GP	GS	RUSHING					RECEIVING				
			NO.	YDS.	AVG.	LG	TD	NO.	YDS	AVG	LG	TD
2014 Chiefs	12	3	14	113	8.1	26	1	23	156	6.8	30	0
2015 Chiefs	10	1	9	34	3.8	13	1	17	140	8.2	36	1
2016 Chiefs	12	0	4	29	7.3	23	0	7	35	5.0	15	0
2017 Chiefs	11	1	1	4	4.0	4	0	12	137	11.4	57t	2
NFL TOTALS	45	5	28	180	6.4	26	2	59	468	7.9	57t	3

DE'ANTHONY THOMAS - NFL PLAYOFF STATISTICS

TEAM	GP	GS	RUSHING					RECEIVING				
			NO.	YDS.	AVG.	LG	TD	NO.	YDS	AVG	LG	TD
2015 Chiefs	0	0	0	0	0.0	0	0	0	0	0.0	0	0
2016 Chiefs	1	0	0	0	0.0	0	0	0	0	0.0	0	0
NFL TOTALS	1	0	0	0	0.0	0	0	0	0	0.0	0	0

DE'ANTHONY THOMAS - NFL REGULAR SEASON RETURN STATISTICS

TEAM	KICKOFF RETURNS					PUNT RETURNS					
	RET.	YDS.	AVG.	LG	TD	NO.	FC	YDS	AVG	LG	TD
2014 Chiefs	14	428	30.6	78	0	34	0	405	11.9	81t	1
2015 Chiefs	6	138	23.0	30	0	29	2	227	7.8	37	0
2016 Chiefs	15	338	22.5	41	0	0	0	0	0.0	0	0
2017 Chiefs	9	222	24.7	39	0	7	0	19	2.7	8	0
NFL TOTALS	44	1,126	25.6	78	0	70	2	651	9.3	81t	1

DE'ANTHONY THOMAS - NFL PLAYOFF RETURN STATISTICS

TEAM	KICKOFF RETURNS					PUNT RETURNS					
	RET.	YDS.	AVG.	LG	TD	NO.	FC	YDS	AVG	LG	TD
2015 Chiefs	0	0	0.0	0	0	0	0	0	0.0	0	0
2016 Chiefs	0	0	0.0	0	0	0	0	0	0.0	0	0
NFL TOTALS	0	0	0.0	0	0	0	0	0	0.0	0	0

2017 GAME-BY-GAME REGULAR SEASON STATISTICS (CHIEFS)

	OPPONENT	P/S	RUSHING				RECEIVING				W/L	SCORE
			ATT	YDS	LG	TD	NO	YDS	LG	TD		
09/07	at Patriots	P	1	4	4	0	1	-2	-2	0	W	42-27
09/17	EAGLES	P	0	0	0	0	0	0	0	0	W	27-20
09/24	at Chargers	P	0	0	0	0	1	14	14	0	W	24-10
10/02	REDSKINS	P	0	0	0	0	0	0	0	0	W	29-20
10/08	at Texans	P	0	0	0	0	1	10	10t	1	W	42-34
10/15	STEELERS	P	0	0	0	0	3	61	57t	1	L	13-19
10/19	at Raiders	P	0	0	0	0	1	2	2	0	L	30-31
10/30	BRONCOS	P	0	0	0	0	0	0	0	0	W	29-19
11/05	at Cowboys	S	0	0	0	0	3	41	22	0	L	17-28
11/19	at Giants	P	0	0	0	0	2	11	9	0	L	9-12+
11/26	BILLS	P	0	0	0	0	0	0	0	0	L	10-16
2017 TOTALS			11-1	1	4	4	0	12	137	57t	2	6-5

+ - Overtime

14 Demarcus Robinson

WR 6-1 203 23 2 Florida D4c-16

PATRICK MAHOMES - NFL REGULAR SEASON RUSHING STATISTICS

TEAM	NO.	YDS.	AVG.	LG	TD
2017 Chiefs	0	0	0.0	0	0
CAREER TOTALS	0	0	0.0	0	0

2017 GAME-BY-GAME REGULAR SEASON STATISTICS (CHIEFS)

	OPPONENT	PASSING											RUSHING				W/L	SCORE							
		P/S	ATT	CMP	YDS	PCT	Y/A	Y/C	TD	INT	LG	SK/YD	RATE	ATT	YDS	LG			TD						
09/07	at Patriots																							W	42-27
09/17	EAGLES																							W	27-20
09/24	at Chargers																							W	24-10
10/02	REDSKINS																							W	29-20
10/08	at Texans																							W	42-34
10/15	STEELERS																							L	13-19
10/19	at Raiders																							L	30-31
10/30	BRONCOS																							W	29-19
11/05	at Cowboys																							L	17-28
11/19	at Giants																							L	9-12+
11/26	BILLS																							L	10-16
2017 TOTALS	0-0	0	0	0	0	0.0	0.0	0.0	0	0	0	0	0	0	0	0	0	0	0	0	0	0	0	0	6-5

20 Steven Nelson

CB 5-11 194 24 3 Oregon State D3b-15

STEVEN NELSON - NFL REGULAR SEASON STATISTICS

TEAM	GP	GS	TACKLES							INTERCEPTIONS					O. FUMB			ST				MISC			
			TK	S	A	TFL	YDS	SK	YDS	QBH	NO	YDS	LG	TD	PD	FF	FR	YDS	TK	S	A	FF	FR	S	A
2015 Chiefs	12	0	1	1	0	0	0	0.0	0.0	0	0	0	0	0	0	0	0	0	0	0	0	0	0	0	0
2016 Chiefs	15	15	64	58	6	4	5	0.0	0.0	1	0	0	0	0	16	0	2	0	1	1	0	0	0	0	0
2017 Chiefs	4	2	19	17	2	0	0	0.0	0.0	0	0	0	0	3	0	0	0	0	0	0	0	0	0	0	0
NFL TOTALS	31	17	84	76	8	4	5	0.0	0.0	1	0	0	0	19	0	2	0	8	8	0	0	0	0	0	0

STEVEN NELSON - NFL PLAYOFF STATISTICS

TEAM	GP	GS	TACKLES							INTERCEPTIONS					O. FUMB			ST				MISC			
			TK	S	A	TFL	YDS	SK	YDS	QBH	NO	YDS	LG	TD	PD	FF	FR	YDS	TK	S	A	FF	FR	S	A
2015 Chiefs	2	0	0	0	0	0	0	0.0	0.0	0	0	0	0	0	0	0	0	0	0	0	0	0	0	0	0
2016 Chiefs	1	1	5	4	1	0	0	0.0	0.0	0	0	0	0	0	0	0	0	0	0	0	0	0	0	0	0
NFL TOTALS	3	1	5	4	1	0	0	0.0	0.0	0	0	0	0	1	0	0	0	0	0	0	0	0	0	0	0

2017 GAME-BY-GAME REGULAR SEASON STATISTICS (CHIEFS)

OPPONENT	TACKLES							INTERCEPTIONS					O. FUMB			ST				MISC		SCORE				
	TK	S	A	SK	YDS	TFL	YDS	QBH	NO	YDS	LG	TD	PD	FF	FR	YDS	TK	S	A	FF	FR		S	A		
09/07	at Patriots																							W	42-27	
09/17	EAGLES																							W	27-20	
09/24	at Chargers																							W	24-10	
10/02	REDSKINS																							W	29-20	
10/08	at Texans																							W	42-34	
10/15	STEELERS																							L	13-19	
10/19	at Raiders																							L	30-31	
10/30	BRONCOS	P	4	2	2	0.0	0.0	0	0	0	0	0	0	1	0	0	0	0	0	0	0	0	0	0	W	29-19
11/05	at Cowboys	P	5	5	0	0.0	0.0	0	0	0	0	0	0	0	0	0	0	0	0	0	0	0	0	0	L	17-28
11/19	at Giants	S	5	5	0	0.0	0.0	0	0	0	0	0	0	2	0	0	0	0	0	0	0	0	0	0	L	9-12+
11/26	BILLS	S	5	5	0	0.0	0.0	0	0	0	0	0	0	0	0	0	0	0	0	0	0	0	0	0	L	10-16
2017 TOTALS	4-2	19	17	2	0.0	0.0	0	0	0	0	0	0	0	3	0	0	0	0	0	0	0	0	0	0	6-5	

+ - Overtime

21 Eric Murray

DB 5-11 199 23 2 Minnesota D4b-16

2017 GAME-BY-GAME REGULAR SEASON STATISTICS (CHIEFS)

OPPONENT		TACKLES							INTERCEPTIONS					O. FUMB			ST				MISC		SCORE				
		TK	S	A	SK	YDS	TFL	YDS	QBH	NO	YDS	LG	TD	PD	FF	FR	YDS	TK	S	A	FF	FR		S	A		
09/07	at Patriots	S	2	1	1	0.0	0.0	0	0	0	0	0	0	0	0	0	0	0	0	0	0	0	0	0	0	W	42-27
09/17	EAGLES	S	4	4	0	0.0	0.0	0	0	0	0	0	0	0	0	0	0	0	0	0	0	0	0	0	0	W	27-20
09/24	at Chargers	S	3	3	0	0.0	0.0	1	0	0	1	38	38	0	2	0	0	0	0	0	0	0	0	0	0	W	24-10
10/02	REDSKINS	S	4	4	0	0.0	0.0	0	0	0	0	0	0	0	1	0	0	0	0	0	0	0	0	0	W	29-20	
10/08	at Texans	S	2	2	0	0.0	0.0	0	0	0	0	0	0	0	0	0	0	0	0	0	0	0	0	0	W	42-34	
10/15	STEELERS	S	3	3	0	0.0	0.0	0	0	0	1	16	16	0	2	0	0	0	0	0	0	0	0	0	L	13-19	
10/19	at Raiders	S	2	2	0	0.0	0.0	0	0	0	0	0	0	0	0	0	0	0	0	0	0	0	0	0	L	30-31	
10/30	BRONCOS	S	2	2	0	0.0	0.0	0	0	0	1	9	9	0	1	1	1	45	0	0	0	0	0	0	W	29-19	
11/05	at Cowboys	S	3	3	0	0.0	0.0	0	0	0	0	0	0	0	0	0	0	0	0	0	0	0	0	0	L	17-28	
11/19	at Giants	S	5	2	3	0.0	0.0	0	0	0	0	0	0	0	0	0	0	0	0	0	0	0	0	0	L	9-12+	
11/26	BILLS	S	6	6	0	0.0	0.0	0	0	0	0	0	0	0	0	0	0	0	0	0	0	0	0	0	L	10-16	
2017 TOTALS	11-11		36	32	4	0.0	0.0	1	0	0	3	63	38	0	5	2	1	45	0	0	0	0	0	0	0	0	6-5

+ - Overtime

23 Phillip Gaines CB 6-0 193 26 4 Rice D3-14

PHILLIP GAINES - NFL REGULAR SEASON STATISTICS

TEAM	GP	GS	TACKLES							INTERCEPTIONS					O. FUMB			ST				MISC			
			TK	S	A	TFL	YDS	SK	YDS	QBH	NO	YDS	LG	TD	PD	FF	FR	YDS	TK	S	A	FF	FR	S	A
2014 Chiefs	13	5	17	17	0	2	5	0.0	0.0	1	0	0	0	0	4	0	0	0	3	3	0	0	0	0	0
2015 Chiefs	3	3	6	5	1	0	0	0.0	0.0	0	0	0	0	0	0	0	0	0	0	0	0	0	0	0	0
2016 Chiefs	11	5	43	41	2	1	3	0.0	0.0	0	1	0	0	0	7	2	0	0	1	1	0	0	0	0	0
2017 Chiefs	11	2	26	20	6	2	2	0.0	0.0	0	0	0	0	0	3	0	0	0	0	0	0	0	0	0	0
NFL TOTALS	38	15	92	83	9	5	10	0.0	0.0	1	1	0	0	0	14	2	0	0	4	4	0	0	0	0	0

PHILLIP GAINES - NFL PLAYOFF STATISTICS

TEAM	GP	GS	TACKLES							INTERCEPTIONS					O. FUMB			ST				MISC			
			TK	S	A	TFL	YDS	SK	YDS	QBH	NO	YDS	LG	TD	PD	FF	FR	YDS	TK	S	A	FF	FR	S	A
2015 Chiefs	0	0	0	0	0	0	0	0.0	0.0	0	0	0	0	0	0	0	0	0	0	0	0	0	0	0	0
2016 Chiefs	1	0	0	0	0	0	0	0.0	0.0	0	0	0	0	0	0	0	0	0	0	0	0	0	0	0	0
NFL TOTALS	1	0	0	0	0	0	0	0.0	0.0	0	0	0	0	0	0	0	0	0	0	0	0	0	0	0	0

2017 GAME-BY-GAME REGULAR SEASON STATISTICS (CHIEFS)

OPPONENT		TACKLES							INTERCEPTIONS					O. FUMB			ST				MISC		SCORE			
		TK	S	A	SK	YDS	TFL	YDS	QBH	NO	YDS	LG	TD	PD	FF	FR	YDS	TK	S	A	FF	FR		S	A	
09/07	at Patriots	P	4	4	0	0.0	0.0	0	0	0	0	0	0	0	0	0	0	0	0	0	0	0	0	0	W	42-27
09/17	EAGLES	P	3	3	0	0.0	0.0	0	0	0	0	0	0	0	1	0	0	0	0	0	0	0	0	0	W	27-20
09/24	at Chargers	P	5	3	2	0.0	0.0	1	1	0	0	0	0	0	0	0	0	0	0	0	0	0	0	0	W	24-10
10/02	REDSKINS	P	1	1	0	0.0	0.0	0	0	0	0	0	0	0	0	0	0	0	0	0	0	0	0	0	W	29-20
10/08	at Texans	S	3	2	1	0.0	0.0	0	0	0	0	0	0	0	0	0	0	0	0	0	0	0	0	0	W	42-34
10/15	STEELERS	P	4	1	3	0.0	0.0	1	1	0	0	0	0	0	0	0	0	0	0	0	0	0	0	0	L	13-19
10/19	at Raiders	S	4	4	0	0.0	0.0	0	0	0	0	0	0	0	2	0	0	0	0	0	0	0	0	0	L	30-31
10/30	BRONCOS	P	0	0	0	0.0	0.0	0	0	0	0	0	0	0	0	0	0	0	0	0	0	0	0	0	W	29-19
11/05	at Cowboys	P	0	0	0	0.0	0.0	0	0	0	0	0	0	0	0	0	0	0	0	0	0	0	0	0	L	17-28
11/19	at Giants	P	2	2	0	0.0	0.0	0	0	0	0	0	0	0	0	0	0	0	0	0	0	0	0	0	L	9-12+
11/26	BILLS	P	0	0	0	0.0	0.0	0	0	0	0	0	0	0	0	0	0	0	0	0	0	0	0	0	L	10-16
2017 TOTALS	11-2		26	20	6	0.0	0.0	2	2	0	0	0	0	0	3	0	0	0	0	0	0	0	0	0	0	6-5

+ - Overtime

24 Darrelle Revis CB 5-11 198 32 11 Pittsburgh FA-17

DARRELLE REVIS - NFL REGULAR SEASON STATISTICS

TEAM	GP		TACKLES			INTERCEPTIONS					O. FUMB			ST				MISC							
	GS	TK	S	A	TFL	YDS	SK	YDS	QBH	NO	YDS	LG	TD	PD	FF	FR	YDS	TK	S	A	FF	FR	S	A	
2007 Jets	16	16	88	76	12	0	0	0.0	0.0	2	3	20	19	0	17	1	0	0	0	0	0	0	1	0	0
2008 Jets	16	16	58	45	13	2	0	1.0	9.0	1	5	38	32t	1	16	1	2	0	0	0	0	0	0	0	0
2009 Jets	16	16	54	47	7	0	0	0.0	0.0	0	6	121	67t	1	31	0	0	0	0	0	0	0	0	0	0
2010 Jets	13	13	32	26	6	0	0	0.0	0.0	0	0	0	0	0	10	0	2	10	0	0	0	0	0	0	0
2011 Jets	16	16	52	41	11	1	0	0.0	0.0	0	4	184	100t	1	21	0	0	0	0	0	0	0	0	0	0
2012 Jets	2	2	12	9	3	0	0	0.0	0.0	0	1	1	1	0	3	1	1	0	0	0	0	0	0	0	0
2013 Buccaneers	16	16	50	43	7	3	11	1.0	6.0	1	2	3	3	0	11	2	1	0	0	0	0	0	0	0	0
2014 Patriots	16	16	47	41	6	2	2	0.0	0.0	0	2	0	0	0	14	1	1	0	0	0	0	0	0	0	0
2015 Jets	14	14	39	30	9	0	0	0.0	0.0	0	5	48	24	0	9	0	4	18	0	0	0	0	0	0	0
2016 Jets	15	15	53	43	10	1	2	0.0	0.0	0	1	51	51	0	5	0	0	0	0	0	0	0	0	0	0
2017 Chiefs	0	0	0	0	0	0	0	0.0	0.0	0	0	0	0	0	0	0	0	0	0	0	0	0	0	0	0
NFL TOTALS	140	140	485	401	84	9	15	2.0	15.0	4	29	466	100t	3	137	6	11	28	0	0	0	0	1	0	0

DARRELLE REVIS - NFL PLAYOFF STATISTICS

TEAM	GP		TACKLES			INTERCEPTIONS					O. FUMB			ST				MISC							
	GS	TK	S	A	TFL	YDS	SK	YDS	QBH	NO	YDS	LG	TD	PD	FF	FR	YDS	TK	S	A	FF	FR	S	A	
2009 Jets	3	3	7	6	1	1	0	0.0	0.0	0	2	26	20	0	3	0	0	0	0	0	0	0	0	0	0
2010 Jets	3	3	15	10	5	0	0	0.0	0.0	0	0	0	0	0	2	0	0	0	0	0	0	0	0	0	0
2014 Patriots	3	3	3	3	0	1	2	1.0	2.0	1	1	30	30	0	2	0	0	0	0	0	0	0	0	0	0
NFL TOTALS	9	9	25	19	6	2	2	1.0	2.0	1	3	56	30	0	7	0	0	0	0	0	0	0	0	0	0

2017 GAME-BY-GAME REGULAR SEASON STATISTICS (CHIEFS)

OPPONENT	TK		TACKLES			INTERCEPTIONS					O. FUMB			ST				MISC		SCORE						
	S	A	SK	YDS	TFL	YDS	QBH	NO	YDS	LG	TD	PD	FF	FR	YDS	TK	S	A	FF		FR	S	A			
09/07 at Patriots																									W 42-27	
09/17 EAGLES																										W 27-20
09/24 at Chargers																										W 24-10
10/02 REDSKINS																										W 29-20
10/08 at Texans																										W 42-34
10/15 STEELERS																										L 13-19
10/19 at Raiders																										L 30-31
10/30 BRONCOS																										W 29-19
11/05 at Cowboys																										L 17-28
11/19 at Giants																										L 9-12+
11/26 BILLS																										L 10-16
2017 TOTALS	0	0	0	0	0	0	0	0.0	0.0	0	0	0	0	0	0	0	0	0	0	0	0	0	0	0	0	6-5

25 Kenneth Acker

CB 6-0 195 25 4

Southern Methodist

T(SF)-16

KENNETH ACKER - NFL REGULAR SEASON STATISTICS

TEAM	GP		TACKLES			INTERCEPTIONS					O. FUMB			ST				MISC							
	GS	TK	S	A	TFL	YDS	SK	YDS	QBH	NO	YDS	LG	TD	PD	FF	FR	YDS	TK	S	A	FF	FR	S	A	
2014 49ers	0	0	0	0	0	0	0	0.0	0.0	0	0	0	0	0	0	0	0	0	0	0	0	0	0	0	0
2015 49ers	15	13	63	53	10	2	6	0.0	0.0	0	3	45	45	0	8	0	0	0	2	2	0	0	0	0	0
2016 Chiefs	9	1	16	16	0	0	0	0.0	0.0	0	0	0	0	0	3	0	0	0	1	0	1	0	0	0	0
2017 Chiefs	11	1	12	11	1	0	0	0.0	0.0	0	1	9	9	0	1	0	0	0	2	1	1	0	1	0	0
NFL TOTALS	35	15	91	80	11	2	6	0.0	0.0	0	4	54	45	0	12	0	0	0	5	3	2	0	1	0	0

KENNETH ACKER - NFL PLAYOFF STATISTICS

	TEAM	GP	GS	TACKLES						INTERCEPTIONS						O. FUMB			ST				MISC					
				TK	S	A	TFL	YDS	SK	YDS	QBH	NO	YDS	LG	TD	PD	FF	FR	YDS	TK	S	A	FF	FR	S	A		
2016	Chiefs	0	0	0	0	0	0	0	0.0	0.0	0	0	0	0	0	0	0	0	0	0	0	0	0	0	0	0	0	0
NFL TOTALS		0	0	0	0	0	0	0	0.0	0.0	0	0	0	0	0	0	0	0	0	0	0	0	0	0	0	0	0	0

2017 GAME-BY-GAME REGULAR SEASON STATISTICS (CHIEFS)

	OPPONENT	P	TACKLES						INTERCEPTIONS						O. FUMB			ST				MISC		SCORE			
			TK	S	A	SK	YDS	TFL	YDS	QBH	NO	YDS	LG	TD	PD	FF	FR	YDS	TK	S	A	FF	FR		S	A	
09/07	at Patriots	P	0	0	0	0.0	0.0	0	0	0	0	0	0	0	0	0	0	0	0	0	0	0	0	0	0	W	42-27
09/17	EAGLES	P	0	0	0	0.0	0.0	0	0	0	0	0	0	0	0	0	0	0	0	0	0	0	0	0	0	W	27-20
09/24	at Chargers	P	0	0	0	0.0	0.0	0	0	0	0	0	0	0	0	0	0	2	1	1	0	0	0	0	0	W	24-10
10/02	REDSKINS	P	0	0	0	0.0	0.0	0	0	0	0	0	0	0	0	0	0	0	0	0	0	0	0	0	0	W	29-20
10/08	at Texans	P	0	0	0	0.0	0.0	0	0	0	0	0	0	0	0	0	0	0	0	0	0	0	0	0	0	W	42-34
10/15	STEELERS	P	0	0	0	0.0	0.0	0	0	0	0	0	0	0	0	0	0	0	0	0	0	0	0	0	0	L	13-19
10/19	at Raiders	P	0	0	0	0.0	0.0	0	0	0	0	0	0	0	0	0	0	0	0	0	0	0	0	0	0	L	30-31
10/30	BRONCOS	S	6	5	1	0.0	0.0	0	0	0	1	9	9	0	1	0	0	0	0	0	0	0	0	0	0	W	29-19
11/05	at Cowboys	P	5	5	0	0.0	0.0	0	0	0	0	0	0	0	0	0	0	0	0	0	0	0	0	0	0	L	17-28
11/19	at Giants	P	1	1	0	0.0	0.0	0	0	0	0	0	0	0	0	0	0	0	0	0	0	1	0	0	0	L	9-12+
11/26	BILLS	P	0	0	0	0.0	0.0	0	0	0	0	0	0	0	0	0	0	0	0	0	0	0	0	0	0	L	10-16
2017 TOTALS			11-1	12	11	1	0.0	0.0	0	0	0	1	9	9	0	1	0	0	0	2	1	1	0	1	0	0	6-5

+ - Overtime

27 Kareem Hunt
RB 5-11 208 22 R Toledo D3-17

KAREEM HUNT - NFL REGULAR SEASON STATISTICS

TEAM	GP	GS	RUSHING					RECEIVING					
			NO.	YDS.	AVG.	LG	TD	NO.	YDS	AVG	LG	TD	
2017	Chiefs	11	11	184	890	4.8	69t	4	36	344	9.6	78t	2
NFL TOTALS		11	11	184	890	4.8	69t	4	36	344	9.6	78t	2

KAREEM HUNT - NFL REGULAR SEASON RETURN STATISTICS

TEAM	RET.	YDS.	AVG.	LG	TD	PUNT RETURNS					
						NO.	FC	YDS	AVG	LG	TD
2017	Chiefs	0	0	0.0	0	0	0	0	0.0	0	0
NFL TOTALS		0	0	0.0	0	0	0	0	0.0	0	0

2017 GAME-BY-GAME REGULAR SEASON STATISTICS (CHIEFS)

	OPPONENT	P/S	RUSHING					RECEIVING					W/L	SCORE
			ATT	YDS	LG	TD	NO	YDS	LG	TD				
09/07	at Patriots	S	17	148	58	1	5	98	78t	2	W	42-27		
09/17	EAGLES	S	13	81	53t	2	3	28	16	0	W	27-20		
09/24	at Chargers	S	17	172	69t	1	1	11	11	0	W	24-10		
10/02	REDSKINS	S	21	101	17	0	4	20	10	0	W	29-20		
10/08	at Texans	S	29	107	23	0	3	9	10	0	W	42-34		
10/15	STEELERS	S	9	21	5	0	5	89	37	0	L	13-19		
10/19	at Raiders	S	18	87	34	0	4	30	13	0	L	30-31		
10/30	BRONCOS	S	22	46	15	0	3	22	12	0	W	29-19		
11/05	at Cowboys	S	9	37	19	0	4	24	11	0	L	17-28		
11/19	at Giants	S	18	73	12	0	3	4	2	0	L	9-12+		
11/26	BILLS	S	11	17	9	0	1	9	9	0	L	10-16		
2017 TOTALS			11-11	184	890	69t	4	36	344	78t	2	6-5		

+ - Overtime

30 Steven Terrell
S 5-10 197 27 4 Texas A&M UFA-17

STEVEN TERRELL - NFL REGULAR SEASON STATISTICS

TEAM	GP	GS	TACKLES							INTERCEPTIONS					O. FUMB			ST				MISC				
			TK	S	A	TFL	YDS	SK	YDS	QBH	NO	YDS	LG	TD	PD	FF	FR	YDS	TK	S	A	FF	FR	S	A	
2013 Jaguars	0	0	0	0	0	0	0	0.0	0.0	0	0	0	0	0	0	0	0	0	0	0	0	0	0	0	0	
Went from Jaguars to Texans .																										
2013 Texans	0	0	0	0	0	0	0	0.0	0.0	0	0	0	0	0	0	0	0	0	0	0	0	0	0	0	0	
2014 Seahawks	4	0	0	0	0	0	0	0.0	0.0	0	0	0	0	0	0	0	0	0	0	0	1	0	1	0	0	0
2015 Seahawks	12	0	1	1	0	0	0	0.0	0.0	0	0	0	0	0	1	0	0	0	0	3	2	1	0	0	0	0
2016 Seahawks	16	5	23	14	9	0	0	0.0	0.0	0	0	0	0	0	1	0	1	0	0	4	3	1	0	0	0	0
2017 Chiefs	8	0	0	0	0	0	0	0.0	0.0	0	0	0	0	0	0	0	0	0	0	1	1	0	0	0	0	0
NFL TOTALS	40	5	24	15	9	0	0	0.0	0.0	0	0	0	0	0	2	0	1	0	9	6	3	0	0	0	0	

STEVEN TERRELL - NFL PLAYOFF STATISTICS

TEAM	GP	GS	TACKLES							INTERCEPTIONS					O. FUMB			ST				MISC				
			TK	S	A	TFL	YDS	SK	YDS	QBH	NO	YDS	LG	TD	PD	FF	FR	YDS	TK	S	A	FF	FR	S	A	
2014 Seahawks	3	0	0	0	0	0	0	0.0	0.0	0	0	0	0	0	0	0	0	0	0	1	1	0	0	0	0	0
2015 Seahawks	2	0	0	0	0	0	0	0.0	0.0	0	0	0	0	0	0	0	0	0	0	1	0	1	0	0	0	0
2016 Seahawks	2	2	8	3	5	0	0	0.0	0.0	0	0	0	0	0	0	0	0	0	0	0	0	0	0	0	0	0
NFL TOTALS	7	2	8	3	5	0	0	0.0	0.0	0	0	0	0	0	0	0	0	0	2	1	1	0	0	0	0	

2017 GAME-BY-GAME REGULAR SEASON STATISTICS (CHIEFS)

OPPONENT	TK	S	A	TACKLES							INTERCEPTIONS					O. FUMB			ST				MISC		SCORE			
				SK	YDS	TFL	YDS	QBH	NO	YDS	LG	TD	PD	FF	FR	YDS	TK	S	A	FF	FR	S	A					
09/07 at Patriots	NOT ON ROSTER																							W	42-27			
09/17 EAGLES	P	0	0	0	0.0	0.0	0	0	0	0	0	0	0	0	0	0	0	0	0	0	0	0	0	0	0	0	W	27-20
09/24 at Chargers	P	0	0	0	0.0	0.0	0	0	0	0	0	0	0	0	0	0	0	0	0	0	0	0	0	0	0	0	W	24-10
10/02 REDSKINS	P	0	0	0	0.0	0.0	0	0	0	0	0	0	0	0	0	0	0	0	0	0	0	0	0	0	0	W	29-20	
10/08 at Texans	P	0	0	0	0.0	0.0	0	0	0	0	0	0	0	0	0	0	0	0	0	0	0	0	0	0	0	W	42-34	
10/15 STEELERS	INACTIVE																							L	13-19			
10/19 at Raiders	P	0	0	0	0.0	0.0	0	0	0	0	0	0	0	0	0	0	0	0	0	0	0	0	0	0	0	L	30-31	
10/30 BRONCOS	INACTIVE																							W	29-19			
11/05 at Cowboys	P	0	0	0	0.0	0.0	0	0	0	0	0	0	0	0	0	0	0	0	0	1	1	0	0	0	0	L	17-28	
11/19 at Giants	P	0	0	0	0.0	0.0	0	0	0	0	0	0	0	0	0	0	0	0	0	0	0	0	0	0	0	L	9-12+	
11/26 BILLS	P	0	0	0	0.0	0.0	0	0	0	0	0	0	0	0	0	0	0	0	0	0	0	0	0	0	0	L	10-16	
2017 TOTALS		0	0	0	0.0	0.0	0	0	0	0	0	0	0	0	0	0	0	0	0	1	1	0	0	0	0	0	6-5	

+ - Overtime

31 *Akeem Hunt*

RB *5-10* *185* *24* *3* *Purdue* *FA-17*

AKEEM HUNT - NFL REGULAR SEASON STATISTICS

TEAM	GP	GS	RUSHING					RECEIVING					
			NO.	YDS.	AVG.	LG	TD	NO.	YDS	AVG	LG	TD	
2015 Ravens	0	0	0	0	0.0	0	0	0	0	0	0	0	0
Went from Ravens to Texans .													
2015 Texans	7	1	17	96	5.6	25	0	6	39	6.5	27	0	
2016 Texans	8	0	20	109	5.5	19	0	3	29	9.7	24	0	
2017 Texans	0	0	0	0	0.0	0	0	0	0	0.0	0	0	
Went from Texans to Chiefs .													
2017 Chiefs	10	0	3	-4	-1.3	3	0	2	7	3.5	6	0	
NFL TOTALS	25	1	40	201	5.0	25	0	11	75	6.8	27	0	

AKEEM HUNT - NFL PLAYOFF STATISTICS

TEAM	GP	GS	RUSHING					RECEIVING				
			NO.	YDS.	AVG.	LG	TD	NO.	YDS	AVG	LG	TD
2015 Texans	1	0	1	0	0.0	0	0	0	0	0	0	0
2016 Texans	2	0	0	0	0.0	0	0	2	15	7.5	13	0
NFL TOTALS	3	0	1	0	0.0	0	0	2	15	7.5	13	0

AKEEM HUNT - NFL REGULAR SEASON RETURN STATISTICS

TEAM	KICKOFF RETURNS					PUNT RETURNS					
	RET.	YDS.	AVG.	LG	TD	NO.	FC	YDS	AVG	LG	TD
2015 Ravens	0	0	0.0	0	0	0	0	0	0.0	0	0
Went from Ravens to Texans .											
2015 Texans	1	19	19.0	19	0	0	0	0	0.0	0	0
2016 Texans	9	194	21.6	39	0	0	0	0	0.0	0	0
2017 Texans	0	0	0.0	0	0	0	0	0	0.0	0	0
Went from Texans to Chiefs .											
2017 Chiefs	17	422	24.8	42	0	0	0	0	0.0	0	0
NFL TOTALS	27	635	23.5	42	0	0	0	0	0.0	0	0

AKEEM HUNT - NFL PLAYOFF RETURN STATISTICS

TEAM	KICKOFF RETURNS					PUNT RETURNS					
	RET.	YDS.	AVG.	LG	TD	NO.	FC	YDS	AVG	LG	TD
2015 Texans	0	0	0.0	0	0	0	0	0	0.0	0	0
2016 Texans	3	57	19.0	22	0	0	0	0	0.0	0	0
NFL TOTALS	3	57	19.0	22	0	0	0	0	0.0	0	0

2017 GAME-BY-GAME REGULAR SEASON STATISTICS (TEXANS/CHIEFS)

	OPPONENT	P/S	RUSHING				RECEIVING				W/L	SCORE
			ATT	YDS	LG	TD	NO	YDS	LG	TD		
09/10	JAGUARS		DID NOT PLAY								L	7-29
Went from Texans to Chiefs .												
09/17	EAGLES	P	0	0	0	0	0	0	0	0	W	27-20
09/24	at Chargers	P	0	0	0	0	0	0	0	0	W	24-10
10/02	REDSKINS	P	0	0	0	0	0	0	0	0	W	29-20
10/08	at Texans	P	0	0	0	0	0	0	0	0	W	42-34
10/15	STEELERS	P	1	3	3	0	0	0	0	0	L	13-19
10/19	at Raiders	P	0	0	0	0	1	1	1	0	L	30-31
10/30	BRONCOS	P	0	0	0	0	0	0	0	0	W	29-19
11/05	at Cowboys	P	0	0	0	0	0	0	0	0	L	17-28
11/19	at Giants	P	1	3	3	0	0	0	0	0	L	9-12+
11/26	BILLS	P	1	-10	-10	0	1	6	6	0	L	10-16
2017 TOTALS		10-0	3	-4	3	0	2	7	6	0	5-6	

+ - Overtime

35 Charcandrick West

RB 5-10 205 26 4 Abilene Christian CFA-14

CHARCANDRICK WEST - NFL REGULAR SEASON STATISTICS

TEAM	GP	GS	RUSHING					RECEIVING				
			NO.	YDS.	AVG.	LG	TD	NO.	YDS	AVG	LG	TD
2014 Chiefs	6	0	0	0	0.0	0	0	0	0	0.0	0	0
2015 Chiefs	15	9	160	634	4.0	38t	4	20	214	10.7	80t	1
2016 Chiefs	15	2	88	293	3.3	28	1	28	188	6.7	28	2
2017 Chiefs	10	0	10	41	4.1	21t	1	24	122	5.1	13	2
NFL TOTALS	46	11	258	968	3.8	38t	6	72	524	7.3	80t	5

CHARCANDRICK WEST - NFL PLAYOFF STATISTICS

TEAM	GP	GS	RUSHING					RECEIVING				
			NO.	YDS.	AVG.	LG	TD	NO.	YDS	AVG	LG	TD
2015 Chiefs	2	2	25	87	3.5	17	1	3	24	8.0	9	0
2016 Chiefs	1	0	1	-1	-1.0	-1	0	2	14	7.0	8	0
NFL TOTALS	3	2	26	86	3.3	17	1	5	38	7.6	9	0

CHARCANDRICK WEST - NFL REGULAR SEASON RETURN STATISTICS

TEAM	KICKOFF RETURNS					PUNT RETURNS					
	RET.	YDS.	AVG.	LG	TD	NO.	FC	YDS	AVG	LG	TD
2014 Chiefs	0	0	0.0	0	0	0	0	0	0.0	0	0
2015 Chiefs	0	0	0.0	0	0	0	0	0	0.0	0	0
2016 Chiefs	0	0	0.0	0	0	0	0	0	0.0	0	0
2017 Chiefs	2	37	18.5	19	0	0	0	0	0.0	0	0
NFL TOTALS	2	37	18.5	19	0	0	0	0	0.0	0	0

CHARCANDRICK WEST - NFL PLAYOFF RETURN STATISTICS

TEAM	KICKOFF RETURNS					PUNT RETURNS					
	RET.	YDS.	AVG.	LG	TD	NO.	FC	YDS	AVG	LG	TD
2015 Chiefs	0	0	0.0	0	0	0	0	0	0.0	0	0
2016 Chiefs	0	0	0.0	0	0	0	0	0	0.0	0	0
NFL TOTALS	0	0	0.0	0	0	0	0	0	0.0	0	0

2017 GAME-BY-GAME REGULAR SEASON STATISTICS (CHIEFS)

	OPPONENT	P/S	RUSHING				RECEIVING				W/L	SCORE
			ATT	YDS	LG	TD	NO	YDS	LG	TD		
09/07	at Patriots	P	1	21	21t	1	1	4	4	0	W	42-27
09/17	EAGLES	P	0	0	0	0	0	0	0	0	W	27-20
09/24	at Chargers	P	2	-1	1	0	2	14	11	0	W	24-10
10/02	REDSKINS	P	1	2	2	0	5	33	13	0	W	29-20
10/08	at Texans	P	1	1	1	0	2	12	8t	2	W	42-34
10/15	STEELERS	P	0	0	0	0	1	9	9	0	L	13-19
10/19	at Raiders										L	30-31
10/30	BRONCOS	P	0	0	0	0	1	4	4	0	W	29-19
11/05	at Cowboys	P	1	3	3	0	5	30	12	0	L	17-28
11/19	at Giants	P	4	15	8	0	4	9	3	0	L	9-12+
11/26	BILLS	P	0	0	0	0	3	7	4	0	L	10-16
2017 TOTALS			10-0	10	41	21t	1	24	122	13	2	6-5

+ - Overtime

TERRANCE MITCHELL - NFL PLAYOFF STATISTICS

	TEAM	GP	GS	TACKLES							INTERCEPTIONS					O. FUMB			ST				MISC				
				TK	S	A	TFL	YDS	SK	YDS	QBH	NO	YDS	LG	TD	PD	FF	FR	YDS	TK	S	A	FF	FR	S	A	
2016	Chiefs	1	1	1	0	1	0	0	0.0	0.0	0	0	0	0	0	0	0	0	0	0	0	0	0	0	0	0	0
NFL TOTALS		1	1	1	0	1	0	0	0.0	0.0	0	0	0	0	0	0	0	0	0	0	0	0	0	0	0	0	

2017 GAME-BY-GAME REGULAR SEASON STATISTICS (CHIEFS)

	OPPONENT		TACKLES							INTERCEPTIONS					O. FUMB			ST				MISC		SCORE			
			TK	S	A	SK	YDS	TFL	YDS	QBH	NO	YDS	LG	TD	PD	FF	FR	YDS	TK	S	A	FF	FR		S	A	
09/07	at Patriots	S	5	4	1	0.0	0.0	0	0	0	0	0	0	0	1	0	0	0	0	0	0	0	0	0	0	W	42-27
09/17	EAGLES	S	4	4	0	0.0	0.0	0	0	0	0	0	0	1	0	0	0	0	0	0	0	0	0	0	0	W	27-20
09/24	at Chargers	S	9	9	0	0.0	0.0	0	0	0	2	0	0	4	0	0	0	0	0	0	0	0	0	0	0	W	24-10
10/02	REDSKINS	S	4	4	0	0.0	0.0	0	0	0	0	0	0	2	0	0	0	0	0	0	0	0	0	0	0	W	29-20
10/08	at Texans	S	2	1	1	0.0	0.0	0	0	0	0	0	0	1	0	0	0	0	0	0	0	0	0	0	0	W	42-34
10/15	STEELERS	S	8	6	2	0.0	0.0	0	0	0	0	0	0	0	0	0	0	0	0	0	0	0	0	0	0	L	13-19
10/19	at Raiders	S	7	6	1	0.0	0.0	0	0	0	0	0	0	1	0	0	0	0	0	0	0	0	0	0	0	L	30-31
10/30	BRONCOS		DID NOT PLAY																							W	29-19
11/05	at Cowboys	P	0	0	0	0.0	0.0	0	0	0	0	0	0	0	0	0	0	0	0	0	0	0	0	0	0	L	17-28
11/19	at Giants	P	0	0	0	0.0	0.0	0	0	0	0	0	0	0	0	0	0	0	0	0	0	0	0	0	0	L	9-12+
11/26	BILLS	P	1	1	0	0.0	0.0	0	0	0	0	0	0	2	0	0	0	0	0	0	0	0	0	0	0	L	10-16
2017 TOTALS			10-7	40	35	5	0.0	0.0	0	0	0	2	0	0	12	0	0	0	0	0	0	0	0	0	0	0	6-5

+ - Overtime

41 James Winchester
LS 6-3 240 28 3
Oklahoma FA-15

JAMES WINCHESTER - NFL REGULAR SEASON STATISTICS

TEAM	GP
2015 Chiefs	16
2016 Chiefs	16
2017 Chiefs	11
NFL TOTALS	43

JAMES WINCHESTER - NFL PLAYOFF STATISTICS

TEAM	GP
2015 Chiefs	2
2016 Chiefs	1
NFL TOTALS	3

2017 GAME-BY-GAME REGULAR SEASON STATISTICS (CHIEFS)

OPPONENT		W/L	SCORE
09/07 at Patriots	P	W	42-27
09/17 EAGLES	P	W	27-20
09/24 at Chargers	P	W	24-10
10/02 REDSKINS	P	W	29-20
10/08 at Texans	P	W	42-34
10/15 STEELERS	P	L	13-19
10/19 at Raiders	P	L	30-31
10/30 BRONCOS	P	W	29-19
11/05 at Cowboys	P	L	17-28
11/19 at Giants	P	L	9-12+
11/26 BILLS	P	L	10-16
2017 TOTALS	11	6-5	

+ - Overtime

42 Anthony Sherman
FB 5-10 242 28 7
Connecticut T (ARI)-13

ANTHONY SHERMAN - NFL REGULAR SEASON STATISTICS

TEAM	GP	GS	RUSHING						RECEIVING				
			NO.	YDS.	AVG.	LG	TD	NO.	YDS	AVG	LG	TD	
2011 Cardinals	15	7	1	3	3.0	3	0	8	72	9.0	19	0	
2012 Cardinals	13	4	0	0	0.0	0	0	5	39	7.8	19	0	
2013 Chiefs	16	8	2	3	1.5	2	0	18	155	8.6	26	1	
2014 Chiefs	16	6	2	8	4.0	4	0	10	71	7.1	24	1	
2015 Chiefs	16	2	1	0	0.0	0	0	4	34	8.5	18	0	
2016 Chiefs	16	3	0	0	0.0	0	0	4	11	2.8	6	0	
2017 Chiefs	11	1	0	0	0.0	0	0	3	26	8.7	11	0	
NFL TOTALS	103	31	6	14	2.3	4	0	52	408	7.8	26	2	

ANTHONY SHERMAN - NFL PLAYOFF STATISTICS

TEAM	GP	GS	RUSHING					RECEIVING				
			NO.	YDS.	AVG.	LG	TD	NO.	YDS	AVG	LG	TD
2013 Chiefs	1	1	0	0	0.0	0	0	2	1	0.5	5t	1
2015 Chiefs	2	0	0	0	0.0	0	0	2	4	2.0	3	0
2016 Chiefs	1	0	0	0	0.0	0	0	1	3	3.0	3	0
NFL TOTALS	4	1	0	0	0.0	0	0	5	8	1.6	5t	1

ANTHONY SHERMAN - NFL REGULAR SEASON RETURN STATISTICS

TEAM	KICKOFF RETURNS					PUNT RETURNS					
	RET.	YDS.	AVG.	LG	TD	NO.	FC	YDS	AVG	LG	TD
2011 Cardinals	0	0	0.0	0	0	0	0	0	0.0	0	0
2012 Cardinals	0	0	0.0	0	0	0	0	0	0.0	0	0
2013 Chiefs	0	0	0.0	0	0	0	0	0	0.0	0	0
2014 Chiefs	1	13	13.0	13	0	0	0	0	0.0	0	0
2015 Chiefs	2	20	10.0	11	0	0	0	0	0.0	0	0
2016 Chiefs	0	0	0.0	0	0	0	0	0	0.0	0	0
2017 Chiefs	1	7	7.0	7	0	0	0	0	0.0	0	0
NFL TOTALS	4	40	10.0	13	0	0	0	0	0.0	0	0

ANTHONY SHERMAN - NFL PLAYOFF RETURN STATISTICS

TEAM	KICKOFF RETURNS					PUNT RETURNS					
	RET.	YDS.	AVG.	LG	TD	NO.	FC	YDS	AVG	LG	TD
2013 Chiefs	0	0	0.0	0	0	0	0	0	0.0	0	0
2015 Chiefs	0	0	0.0	0	0	0	0	0	0.0	0	0
2016 Chiefs	0	0	0.0	0	0	0	0	0	0.0	0	0
NFL TOTALS	0	0	0.0	0	0	0	0	0	0.0	0	0

2017 GAME-BY-GAME REGULAR SEASON STATISTICS (CHIEFS)

	OPPONENT	P/S	RUSHING				RECEIVING				W/L	SCORE
			ATT	YDS	LG	TD	NO	YDS	LG	TD		
09/07	at Patriots	P	0	0	0	0	0	0	0	0	W	42-27
09/17	EAGLES	P	0	0	0	0	0	0	0	0	W	27-20
09/24	at Chargers	P	0	0	0	0	1	11	11	0	W	24-10
10/02	REDSKINS	P	0	0	0	0	0	0	0	0	W	29-20
10/08	at Texans	P	0	0	0	0	0	0	0	0	W	42-34
10/15	STEELERS	S	0	0	0	0	0	0	0	0	L	13-19
10/19	at Raiders	P	0	0	0	0	0	0	0	0	L	30-31
10/30	BRONCOS	P	0	0	0	0	0	0	0	0	W	29-19
11/05	at Cowboys	P	0	0	0	0	0	0	0	0	L	17-28
11/19	at Giants	P	0	0	0	0	1	11	11	0	L	9-12+
11/26	BILLS	P	0	0	0	0	1	4	4	0	L	10-16
2017 TOTALS		11-1	0	0	0	0	3	26	11	0	6-5	

+ - Overtime

2017 GAME-BY-GAME REGULAR SEASON STATISTICS (CHIEFS)

	OPPONENT	P	TACKLES							INTERCEPTIONS					O. FUMB			ST				MISC		SCORE				
			TK	S	A	SK	YDS	TFL	YDS	QBH	NO	YDS	LG	TD	PD	FF	FR	YDS	TK	S	A	FF	FR		S	A		
09/07	at Patriots	P	0	0	0	0.0	0.0	0	0	0	0	0	0	0	0	0	0	0	0	0	0	0	0	0	0	W	42-27	
09/17	EAGLES	P	0	0	0	0.0	0.0	0	0	0	0	0	0	0	0	0	0	0	0	0	0	0	0	0	0	W	27-20	
09/24	at Chargers	P	0	0	0	0.0	0.0	0	0	0	0	0	0	0	0	0	0	0	0	0	0	0	0	0	0	W	24-10	
10/02	REDSKINS	P	0	0	0	0.0	0.0	0	0	0	0	0	0	0	0	0	0	0	0	0	0	0	0	0	0	W	29-20	
10/08	at Texans	P	0	0	0	0.0	0.0	0	0	0	0	0	0	0	0	0	0	0	0	1	1	0	0	0	0	W	42-34	
10/15	STEELERS	P	0	0	0	0.0	0.0	0	0	0	0	0	0	0	0	0	0	0	0	0	0	0	0	0	0	L	13-19	
10/19	at Raiders	P	0	0	0	0.0	0.0	0	0	0	0	0	0	0	0	0	0	0	0	1	1	0	0	0	0	L	30-31	
10/30	BRONCOS	P	0	0	0	0.0	0.0	0	0	0	0	0	0	0	0	0	0	0	0	1	1	0	0	0	0	W	29-19	
11/05	at Cowboys	P	0	0	0	0.0	0.0	0	0	0	0	0	0	0	0	0	0	0	0	0	0	0	0	0	0	L	17-28	
11/19	at Giants	P	0	0	0	0.0	0.0	0	0	0	0	0	0	0	0	0	0	0	0	0	0	0	0	0	0	L	9-12+	
11/26	BILLS																								L	10-16		
											INACTIVE																	
2017 TOTALS			0	0	0	0.0	0.0	0	0	0	0	0	0	0	0	0	0	0	0	0	3	3	0	0	0	0	0	6-5

+ - Overtime

49 Daniel Sorensen

S 6-2 208 27 4 Brigham Young CFA-14

DANIEL SORENSEN - NFL REGULAR SEASON STATISTICS

TEAM	GP	GS	TACKLES							INTERCEPTIONS					O. FUMB			ST				MISC				
			TK	S	A	TFL	YDS	SK	YDS	QBH	NO	YDS	LG	TD	PD	FF	FR	YDS	TK	S	A	FF	FR	S	A	
2014 Chiefs	9	0	0	0	0	0	0	0.0	0.0	0	0	0	0	0	0	0	0	0	0	7	6	1	0	0	0	0
2015 Chiefs	16	0	16	14	2	1	7	1.0	7.0	2	0	0	0	0	2	0	0	0	0	7	6	1	0	0	0	0
2016 Chiefs	16	1	54	47	7	4	13	1.0	8.0	3	3	48	48t	1	6	2	2	56	9	8	1	0	1	0	0	
2017 Chiefs	11	10	66	50	16	4	16	1.5	14.0	6	1	3	3	0	4	0	0	0	1	1	0	0	0	0	0	
NFL TOTALS	52	11	136	111	25	9	36	3.5	29.0	11	4	51	48t	1	12	2	2	56	24	21	3	0	1	0	0	

DANIEL SORENSEN - NFL PLAYOFF STATISTICS

TEAM	GP	GS	TACKLES							INTERCEPTIONS					O. FUMB			ST				MISC				
			TK	S	A	TFL	YDS	SK	YDS	QBH	NO	YDS	LG	TD	PD	FF	FR	YDS	TK	S	A	FF	FR	S	A	
2015 Chiefs	2	0	1	0	1	0	0	0.0	0.0	0	0	0	0	0	0	0	0	0	0	0	0	0	0	0	0	0
2016 Chiefs	1	1	2	1	1	0	0	0.0	0.0	0	0	0	0	0	0	0	0	0	0	0	0	0	0	0	0	0
NFL TOTALS	3	1	3	1	2	0	0	0.0	0.0	0	0	0	0	0	0	0	0	0	0	0	0	0	0	0	0	0

2017 GAME-BY-GAME REGULAR SEASON STATISTICS (CHIEFS)

	OPPONENT	P	TACKLES							INTERCEPTIONS					O. FUMB			ST				MISC		SCORE			
			TK	S	A	SK	YDS	TFL	YDS	QBH	NO	YDS	LG	TD	PD	FF	FR	YDS	TK	S	A	FF	FR		S	A	
09/07	at Patriots	P	2	2	0	0.0	0.0	0	0	0	0	0	0	0	0	0	0	0	1	1	0	0	0	0	0	W	42-27
09/17	EAGLES	S	6	6	0	0.0	0.0	0	0	3	0	0	0	0	0	0	0	0	0	0	0	0	0	0	0	W	27-20
09/24	at Chargers	S	8	6	2	0.0	0.0	0	0	0	0	0	0	0	1	0	0	0	0	0	0	0	0	0	0	W	24-10
10/02	REDSKINS	S	1	1	0	0.0	0.0	0	0	0	0	0	0	0	0	0	0	0	0	0	0	0	0	0	0	W	29-20
10/08	at Texans	S	6	4	2	0.5	3.0	0	0	1	0	0	0	0	1	0	0	0	0	0	0	0	0	0	0	W	42-34
10/15	STEELERS	S	8	4	4	0.0	0.0	1	4	0	0	0	0	0	0	0	0	0	0	0	0	0	0	0	0	L	13-19
10/19	at Raiders	S	9	6	3	0.0	0.0	2	1	0	0	0	0	0	1	0	0	0	0	0	0	0	0	0	0	L	30-31
10/30	BRONCOS	S	7	5	2	0.0	0.0	0	0	0	0	0	0	0	0	0	0	0	0	0	0	0	0	0	0	W	29-19
11/05	at Cowboys	S	6	4	2	0.0	0.0	0	0	0	0	0	0	0	0	0	0	0	0	0	0	0	0	0	0	L	17-28
11/19	at Giants	S	6	5	1	0.0	0.0	0	0	0	1	3	3	0	1	0	0	0	0	0	0	0	0	0	0	L	9-12+
11/26	BILLS	S	7	7	0	1.0	11.0	1	11	2	0	0	0	0	0	0	0	0	0	0	0	0	0	0	0	L	10-16
2017 TOTALS			11-10	66	50	16	1.5	14.0	4	16	6	1	3	3	0	4	0	0	0	1	1	0	0	0	0	6-5	

+ - Overtime

50 Justin Houston

LB 6-3 258 28 7 Georgia D3-11

JUSTIN HOUSTON - NFL REGULAR SEASON STATISTICS

TEAM	GP	GS	TACKLES							INTERCEPTIONS					O. FUMB			ST				MISC			
			TK	S	A	TFL	YDS	SK	YDS	QBH	NO	YDS	LG	TD	PD	FF	FR	YDS	TK	S	A	FF	FR	S	A
2011 Chiefs	16	10	51	43	8	10	0	5.5	27.5	9	0	0	0	0	4	1	1	0	5	3	2	0	0	0	0
2012 Chiefs	16	16	66	53	13	13	10	10.0	69.0	18	1	32	32	0	6	1	1	4	0	0	0	0	0	0	0
2013 Chiefs	11	11	44	41	3	11	63	11.0	75.0	15	0	0	0	0	4	1	2	0	0	0	0	0	0	0	0
2014 Chiefs	16	16	69	60	9	23	112	22.0	99.0	25	0	0	0	0	5	4	0	0	0	0	0	0	0	0	0
2015 Chiefs	11	11	30	25	5	9	50	7.5	54.0	13	2	16	17t	1	6	1	0	0	0	0	0	0	0	0	0
2016 Chiefs	5	5	21	20	1	6	21	4.0	17.0	6	0	0	0	0	1	1	0	0	0	0	0	0	0	0	0
2017 Chiefs	11	11	48	38	10	14	63	8.5	48.0	17	0	0	0	0	4	0	1	13	0	0	0	0	0	0	0
NFL TOTALS	86	80	329	280	49	86	319	68.5	389.5	103	3	48	32	1	30	9	5	17	5	3	2	0	0	0	0

JUSTIN HOUSTON - NFL PLAYOFF STATISTICS

TEAM	GP	GS	TACKLES							INTERCEPTIONS					O. FUMB			ST				MISC			
			TK	S	A	TFL	YDS	SK	YDS	QBH	NO	YDS	LG	TD	PD	FF	FR	YDS	TK	S	A	FF	FR	S	A
2013 Chiefs	1	1	4	3	1	1	7	1.0	7.0	3	0	0	0	0	1	0	1	7	0	0	0	0	0	0	0
2015 Chiefs	2	1	3	2	1	0	0	0.0	0.0	1	0	0	0	0	0	0	0	0	0	0	0	0	0	0	0
2016 Chiefs	1	1	6	5	1	0	0	0.0	0.0	0	0	0	0	0	0	0	0	0	0	0	0	0	0	0	0
NFL TOTALS	4	3	13	10	3	1	7	1.0	7.0	4	0	0	0	0	1	0	1	7	0	0	0	0	0	0	0

2017 GAME-BY-GAME REGULAR SEASON STATISTICS (CHIEFS)

OPPONENT	TK	S	A	TACKLES							INTERCEPTIONS					O. FUMB			ST				MISC		SCORE	
				TFL	YDS	SK	YDS	QBH	NO	YDS	LG	TD	PD	FF	FR	YDS	TK	S	A	FF	FR	S	A			
09/07 at Patriots	S	5	4	1	2.0	12.0	2	12	4	0	0	0	0	0	0	0	0	0	0	0	0	0	0	0	W	42-27
09/17 EAGLES	S	5	5	0	1.0	3.0	3	11	2	0	0	0	0	1	0	0	0	0	0	0	0	0	0	0	W	27-20
09/24 at Chargers	S	6	4	2	1.0	11.0	1	11	2	0	0	0	0	2	0	0	0	0	0	0	0	0	0	0	W	24-10
10/02 REDSKINS	S	3	3	0	0.0	0.0	1	4	0	0	0	0	0	0	1	13	0	0	0	0	0	0	0	0	W	29-20
10/08 at Texans	S	3	2	1	1.5	4.0	1	1	2	0	0	0	0	0	0	0	0	0	0	0	0	0	0	0	W	42-34
10/15 STEELERS	S	4	2	2	0.0	0.0	0	0	0	0	0	0	0	0	0	0	0	0	0	0	0	0	0	0	L	13-19
10/19 at Raiders	S	3	3	0	0.0	0.0	1	2	0	0	0	0	0	1	0	0	0	0	0	0	0	0	0	0	L	30-31
10/30 BRONCOS	S	6	5	1	2.0	10.0	2	10	3	0	0	0	0	0	0	0	0	0	0	0	0	0	0	0	W	29-19
11/05 at Cowboys	S	2	2	0	0.0	0.0	0	0	2	0	0	0	0	0	0	0	0	0	0	0	0	0	0	0	L	17-28
11/19 at Giants	S	7	5	2	0.0	0.0	1	1	0	0	0	0	0	0	0	0	0	0	0	0	0	0	0	0	L	9-12+
11/26 BILLS	S	4	3	1	1.0	8.0	2	11	2	0	0	0	0	0	0	0	0	0	0	0	0	0	0	0	L	10-16
2017 TOTALS	11-11	48	38	10	8.5	48.0	14	63	17	0	0	0	0	4	0	1	13	0	0	0	0	0	0	0	0	6-5

+ - Overtime

51 Frank Zombo

LB 6-3 254 30 8 Central Michigan UFA-13

FRANK ZOMBO - NFL REGULAR SEASON STATISTICS

TEAM	GP	GS	TACKLES							INTERCEPTIONS					O. FUMB			ST				MISC			
			TK	S	A	TFL	YDS	SK	YDS	QBH	NO	YDS	LG	TD	PD	FF	FR	YDS	TK	S	A	FF	FR	S	A
2010 Packers	13	8	38	28	10	5	0	4.0	34.0	6	0	0	0	0	0	2	0	0	0	0	0	0	0	0	0
2011 Packers	5	1	9	7	2	1	0	1.0	7.0	1	0	0	0	0	0	0	0	0	1	1	0	0	0	0	0
2012 Packers	7	0	6	4	2	0	0	0.0	0.0	0	0	0	0	0	0	0	0	0	2	1	1	0	0	0	0
2013 Chiefs	16	5	23	20	3	0	0	2.0	15.0	5	1	5	5	0	2	1	0	0	4	3	1	0	1	0	0
2014 Chiefs	16	0	1	1	0	0	0	0.0	0.0	0	0	0	0	0	0	1	0	7	7	0	0	1	0	0	0
2015 Chiefs	16	2	10	8	2	2	14	3.0	25.0	5	0	0	0	0	1	0	0	9	8	1	0	0	0	0	0
2016 Chiefs	16	11	39	28	11	3	8	1.0	5.0	4	0	0	0	0	2	1	0	0	2	2	0	0	0	0	0
2017 Chiefs	11	5	30	17	13	3	11	1.5	8.0	5	0	0	0	0	0	0	0	3	3	0	0	0	0	0	0
NFL TOTALS	100	32	156	113	43	14	33	12.5	94.0	26	1	5	5	0	4	5	1	0	28	25	3	0	2	0	0

2017 GAME-BY-GAME REGULAR SEASON STATISTICS (CHIEFS)

DATE	OPPONENT	S	TACKLES							INTERCEPTIONS					O. FUMB			ST				MISC		SCORE			
			TK	S	A	SK	YDS	TFL	YDS	QBH	NO	YDS	LG	TD	PD	FF	FR	YDS	TK	S	A	FF	FR		S	A	
09/07	at Patriots	S	0	0	0	0.0	0.0	0	0	0	0	0	0	0	0	0	0	0	0	0	0	0	0	0	0	W	42-27
09/17	EAGLES	S	4	4	0	0.0	0.0	2	6	0	0	0	0	0	0	0	0	0	0	0	0	0	0	0	0	W	27-20
09/24	at Chargers	S	3	3	0	0.0	0.0	1	0	0	0	0	0	0	0	0	0	0	0	0	0	0	0	0	0	W	24-10
10/02	REDSKINS	P	0	0	0	0.0	0.0	0	0	0	0	0	0	0	0	0	0	0	0	0	0	0	0	0	0	W	29-20
10/08	at Texans																								W	42-34	
10/15	STEELERS																								L	13-19	
10/19	at Raiders																								L	30-31	
10/30	BRONCOS																								W	29-19	
11/05	at Cowboys																								L	17-28	
11/19	at Giants	P	0	0	0	0.0	0.0	0	0	0	0	0	0	0	0	0	0	0	0	1	0	1	0	0	0	L	9-12+
11/26	BILLS	P	0	0	0	0.0	0.0	0	0	0	0	0	0	0	0	0	0	0	0	0	0	0	0	0	0	L	10-16
2017 TOTALS			6-3	7	7	0	0.0	0.0	3	6	0	0	0	0	0	0	0	0	0	1	0	1	0	0	0	0	6-5

+ - Overtime

55 Dee Ford

LB 6-2 252 26 4 Auburn D1-14

DEE FORD - NFL REGULAR SEASON STATISTICS

YEAR	TEAM	GP	GS	TACKLES							INTERCEPTIONS					O. FUMB			ST				MISC			
				TK	S	A	TFL	YDS	SK	YDS	QBH	NO	YDS	LG	TD	PD	FF	FR	YDS	TK	S	A	FF	FR	S	A
2014	Chiefs	16	0	8	4	4	0	0	1.5	10.0	5	0	0	0	0	1	0	0	0	0	0	0	0	0	0	0
2015	Chiefs	14	5	23	21	2	6	28	4.0	25.0	10	0	0	0	0	2	0	0	0	0	0	0	0	0	0	0
2016	Chiefs	15	14	38	25	13	12	54	10.0	52.5	17	0	0	0	0	2	1	0	0	0	0	0	0	0	0	0
2017	Chiefs	6	6	13	10	3	3	17	2.0	16.0	7	0	0	0	0	1	1	0	0	0	0	0	0	0	0	0
NFL TOTALS		51	25	82	60	22	21	99	17.5	103.5	39	0	0	0	0	6	2	0	0	0	0	0	0	0	0	0

DEE FORD - NFL PLAYOFF STATISTICS

YEAR	TEAM	GP	GS	TACKLES							INTERCEPTIONS					O. FUMB			ST				MISC			
				TK	S	A	TFL	YDS	SK	YDS	QBH	NO	YDS	LG	TD	PD	FF	FR	YDS	TK	S	A	FF	FR	S	A
2015	Chiefs	2	1	6	6	0	2	8	0.0	0.0	1	0	0	0	0	0	0	0	0	0	0	0	0	0	0	0
2016	Chiefs	1	1	3	1	2	0	0	0.5	3.0	1	0	0	0	0	0	0	0	0	0	0	0	0	0	0	0
NFL TOTALS		3	2	9	7	2	2	8	0.5	3.0	2	0	0	0	0	0	0	0	0	0	0	0	0	0	0	0

2017 GAME-BY-GAME REGULAR SEASON STATISTICS (CHIEFS)

DATE	OPPONENT	S	TACKLES							INTERCEPTIONS					O. FUMB			ST				MISC		SCORE			
			TK	S	A	SK	YDS	TFL	YDS	QBH	NO	YDS	LG	TD	PD	FF	FR	YDS	TK	S	A	FF	FR		S	A	
09/07	at Patriots	S	4	4	0	0.0	0.0	0	0	1	0	0	0	0	0	1	0	0	0	0	0	0	0	0	0	W	42-27
09/17	EAGLES	S	2	2	0	1.0	9.0	1	9	2	0	0	0	0	1	0	0	0	0	0	0	0	0	0	0	W	27-20
09/24	at Chargers	S	1	1	0	0.0	0.0	0	0	2	0	0	0	0	0	0	0	0	0	0	0	0	0	0	0	W	24-10
10/02	REDSKINS																								W	29-20	
10/08	at Texans																								W	42-34	
10/15	STEELERS	S	4	1	3	1.0	7.0	1	7	1	0	0	0	0	0	0	0	0	0	0	0	0	0	0	L	13-19	
10/19	at Raiders	S	1	1	0	0.0	0.0	0	0	1	0	0	0	0	0	0	0	0	0	0	0	0	0	0	L	30-31	
10/30	BRONCOS	S	1	1	0	0.0	0.0	1	1	0	0	0	0	0	0	0	0	0	0	0	0	0	0	0	W	29-19	
11/05	at Cowboys																								L	17-28	
11/19	at Giants																								L	9-12+	
11/26	BILLS																								L	10-16	
2017 TOTALS			6-6	13	10	3	2.0	16.0	3	17	7	0	0	0	0	1	1	0	0	0	0	0	0	0	0	6-5	

56 Derrick Johnson

LB 6-3 242 35 13 Texas D1-05

DERRICK JOHNSON - NFL REGULAR SEASON STATISTICS

TEAM	GP	GS	TACKLES							INTERCEPTIONS							O. FUMB			ST				MISC	
			TK	S	A	TFL	YDS	SK	YDS	QBH	NO	YDS	LG	TD	PD	FF	FR	YDS	TK	S	A	FF	FR	S	A
2005 Chiefs	16	16	110	87	23	0	0	2.0	14.0	0	0	0	0	0	5	2	1	0	1	1	0	0	0	0	
2006 Chiefs	13	12	83	66	17	0	0	4.5	22.5	5	0	0	0	0	2	2	2	0	0	0	0	0	0	0	
2007 Chiefs	16	16	107	91	16	1	2	4.0	34.0	6	2	18	12	0	6	3	0	0	1	1	0	0	0	0	
2008 Chiefs	14	14	90	65	25	6	0	1.5	12.5	2	1	7	7	0	6	4	0	0	1	1	0	0	0	0	
2009 Chiefs	15	3	33	24	9	2	0	1.0	7.0	1	3	175	70	2	5	1	0	0	5	4	1	0	0	0	
2010 Chiefs	16	16	147	107	40	8	0	1.0	11.0	1	1	15	15t	1	16	4	1	0	0	0	0	0	0	0	
2011 Chiefs	16	16	179	131	48	10	0	2.0	10.0	3	2	18	17	0	9	1	1	0	0	0	0	0	0	0	
2012 Chiefs	16	16	125	110	15	12	0	2.0	10.0	5	0	0	0	0	4	3	0	0	0	0	0	0	0	0	
2013 Chiefs	15	15	107	95	12	12	35	4.5	27.0	10	2	44	41	0	6	0	2	11	0	0	0	0	0	0	
2014 Chiefs	1	1	4	4	0	0	0	0.0	0.0	0	0	0	0	0	0	0	0	0	0	0	0	0	0	0	
2015 Chiefs	16	16	116	95	21	8	33	4.0	23.0	5	2	23	18	0	8	2	0	0	0	0	0	0	0	0	
2016 Chiefs	13	13	90	70	20	8	19	1.0	8.0	2	1	55	55t	1	3	0	0	0	0	0	0	0	0	0	
2017 Chiefs	11	11	51	32	19	5	13	0.0	0.0	0	0	0	0	0	5	0	1	3	0	0	0	0	0	0	
NFL TOTALS	178	165	1242	977	265	72	102	27.5	179.0	40	14	355	70	4	75	22	8	14	8	7	1	0	0	0	0

DERRICK JOHNSON - NFL PLAYOFF STATISTICS

TEAM	GP	GS	TACKLES							INTERCEPTIONS							O. FUMB			ST				MISC	
			TK	S	A	TFL	YDS	SK	YDS	QBH	NO	YDS	LG	TD	PD	FF	FR	YDS	TK	S	A	FF	FR	S	A
2006 Chiefs	1	1	12	10	2	0	0	0.0	0.0	0	0	0	0	0	0	0	0	0	0	0	0	0	0	0	0
2010 Chiefs	1	1	7	3	4	0	0	0.0	0.0	0	0	0	0	0	0	0	0	0	0	0	0	0	0	0	0
2013 Chiefs	1	1	3	2	1	0	0	0.0	0.0	0	0	0	0	0	0	0	0	0	0	0	0	0	0	0	0
2015 Chiefs	2	2	10	5	5	0	0	0.0	0.0	0	0	0	0	0	0	0	0	0	0	0	0	0	0	0	0
2016 Chiefs	0	0	0	0	0	0	0	0.0	0.0	0	0	0	0	0	0	0	0	0	0	0	0	0	0	0	0
NFL TOTALS	5	5	32	20	12	0	0	0.0	0.0	0	0	0	0	0	0	0	0	0	0	0	0	0	0	0	0

2017 GAME-BY-GAME REGULAR SEASON STATISTICS (CHIEFS)

OPPONENT	TK	S	A	TACKLES							INTERCEPTIONS							O. FUMB			ST				MISC		SCORE
				SK	YDS	TFL	YDS	QBH	NO	YDS	LG	TD	PD	FF	FR	YDS	TK	S	A	FF	FR	S	A				
09/07 at Patriots	S	8	4	4	0.0	0.0	2	10	0	0	0	0	0	1	0	0	0	0	0	0	0	0	0	0	0	W	42-27
09/17 EAGLES	S	2	2	0	0.0	0.0	1	2	0	0	0	0	0	0	0	0	0	0	0	0	0	0	0	0	0	W	27-20
09/24 at Chargers	S	4	4	0	0.0	0.0	1	0	0	0	0	0	0	0	0	0	0	0	0	0	0	0	0	0	0	W	24-10
10/02 REDSKINS	S	3	3	0	0.0	0.0	0	0	0	0	0	0	0	0	0	0	0	0	0	0	0	0	0	0	0	W	29-20
10/08 at Texans	S	5	2	3	0.0	0.0	0	0	0	0	0	0	0	1	0	1	3	0	0	0	0	0	0	0	0	W	42-34
10/15 STEELERS	S	6	3	3	0.0	0.0	0	0	0	0	0	0	0	0	0	0	0	0	0	0	0	0	0	0	0	L	13-19
10/19 at Raiders	S	7	4	3	0.0	0.0	1	1	0	0	0	0	0	1	0	0	0	0	0	0	0	0	0	0	0	L	30-31
10/30 BRONCOS	S	6	4	2	0.0	0.0	0	0	0	0	0	0	0	1	0	0	0	0	0	0	0	0	0	0	0	W	29-19
11/05 at Cowboys	S	3	2	1	0.0	0.0	0	0	0	0	0	0	0	0	0	0	0	0	0	0	0	0	0	0	0	L	17-28
11/19 at Giants	S	4	3	1	0.0	0.0	0	0	0	0	0	0	0	1	0	0	0	0	0	0	0	0	0	0	0	L	9-12+
11/26 BILLS	S	3	1	2	0.0	0.0	0	0	0	0	0	0	0	0	0	0	0	0	0	0	0	0	0	0	0	L	10-16
2017 TOTALS	11-11	51	32	19	0.0	0.0	5	13	0	0	0	0	0	5	0	1	3	0	0	0	0	0	0	0	0	0	6-5

+ - Overtime

57 Kevin Pierre-Louis

LB 6-0 230 26 4 Boston College T (SEA)-17

KEVIN PIERRE-LOUIS - NFL REGULAR SEASON STATISTICS

TEAM	GP	GS	TACKLES							INTERCEPTIONS							O. FUMB			ST				MISC		
			TK	S	A	TFL	YDS	SK	YDS	QBH	NO	YDS	LG	TD	PD	FF	FR	YDS	TK	S	A	FF	FR	S	A	
2014 Seahawks	7	0	10	7	3	1	1	0.0	0.0	0	0	0	0	0	0	0	0	0	0	3	3	0	0	1	0	0
2015 Seahawks	14	1	12	3	9	0	0	0.0	0.0	1	0	0	0	0	1	0	0	0	6	5	1	0	0	0	0	0
2016 Seahawks	13	0	7	3	4	0	0	0.0	0.0	0	0	0	0	0	0	0	0	0	5	4	1	0	0	0	0	0
2017 Chiefs	9	0	23	16	7	1	4	0.0	0.0	0	0	0	0	0	0	0	0	0	6	6	0	0	0	0	0	0
NFL TOTALS	43	1	52	29	23	2	5	0.0	0.0	1	0	0	0	0	1	0	0	0	20	18	2	0	1	0	0	0

KEVIN PIERRE-LOUIS - NFL PLAYOFF STATISTICS

TEAM	GP	GS	TACKLES					INTERCEPTIONS					O. FUMB			ST				MISC					
			TK	S	A	TFL	YDS	SK	YDS	QBH	NO	YDS	LG	TD	PD	FF	FR	YDS	TK	S	A	FF	FR	S	A
2014 Seahawks	0	0	0	0	0	0	0	0.0	0.0	0	0	0	0	0	0	0	0	0	0	0	0	0	0	0	0
2015 Seahawks	1	0	0	0	0	0	0	0.0	0.0	0	0	0	0	0	0	0	0	0	0	0	1	1	0	0	0
2016 Seahawks	2	0	0	0	0	0	0	0.0	0.0	0	0	0	0	0	0	0	0	0	0	0	0	0	0	0	0
NFL TOTALS	3	0	0	0	0	0	0	0.0	0.0	0	0	0	0	0	0	0	0	0	0	0	1	1	0	0	0

2017 GAME-BY-GAME REGULAR SEASON STATISTICS (CHIEFS)

OPPONENT	TK	S	A	TACKLES					INTERCEPTIONS					O. FUMB			ST				MISC		SCORE			
				SK	YDS	TFL	YDS	QBH	NO	YDS	LG	TD	PD	FF	FR	YDS	TK	S	A	FF	FR	S		A		
09/07 at Patriots	INACTIVE																						W	42-27		
09/17 EAGLES	P	0	0	0	0.0	0.0	0	0	0	0	0	0	0	0	0	0	0	0	0	0	0	0	0	0	W	27-20
09/24 at Chargers	P	1	1	0	0.0	0.0	0	0	0	0	0	0	0	0	0	0	0	0	1	1	0	0	0	0	W	24-10
10/02 REDSKINS	INACTIVE																						W	29-20		
10/08 at Texans	P	1	1	0	0.0	0.0	0	0	0	0	0	0	0	0	0	0	0	0	0	0	0	0	0	0	W	42-34
10/15 STEELERS	P	5	2	3	0.0	0.0	0	0	0	0	0	0	0	0	0	0	0	0	0	0	0	0	0	0	L	13-19
10/19 at Raiders	P	1	0	1	0.0	0.0	0	0	0	0	0	0	0	0	0	0	0	0	0	0	0	0	0	0	L	30-31
10/30 BRONCOS	P	0	0	0	0.0	0.0	0	0	0	0	0	0	0	0	0	0	0	0	2	2	0	0	0	0	W	29-19
11/05 at Cowboys	P	7	6	1	0.0	0.0	1	4	0	0	0	0	0	0	0	0	0	0	1	1	0	0	0	0	L	17-28
11/19 at Giants	P	5	4	1	0.0	0.0	0	0	0	0	0	0	0	0	0	0	0	0	0	0	0	0	0	0	L	9-12+
11/26 BILLS	P	3	2	1	0.0	0.0	0	0	0	0	0	0	0	0	0	0	0	0	1	1	0	0	0	0	L	10-16
2017 TOTALS		23	16	7	0.0	0.0	1	4	0	0	0	0	0	0	0	0	0	0	5	5	0	0	0	0	6-5	

+ - Overtime

59 Reggie Ragland

LB 6-2 252 24 2 Alabama T (BUF)-17

REGGIE RAGLAND - NFL REGULAR SEASON STATISTICS

TEAM	GP	GS	TACKLES					INTERCEPTIONS					O. FUMB			ST				MISC					
			TK	S	A	TFL	YDS	SK	YDS	QBH	NO	YDS	LG	TD	PD	FF	FR	YDS	TK	S	A	FF	FR	S	A
2016 Bills	0	0	0	0	0	0	0	0.0	0.0	0	0	0	0	0	0	0	0	0	0	0	0	0	0	0	0
2017 Chiefs	8	6	29	23	6	4	7	0.0	0.0	0	0	0	0	0	0	0	0	0	0	0	0	0	0	0	0
NFL TOTALS	8	6	29	23	6	4	7	0.0	0.0	0	0	0	0	0	0	0	0	0	0	0	0	0	0	0	0

2017 GAME-BY-GAME REGULAR SEASON STATISTICS (CHIEFS)

OPPONENT	TK	S	A	TACKLES					INTERCEPTIONS					O. FUMB			ST				MISC		SCORE			
				SK	YDS	TFL	YDS	QBH	NO	YDS	LG	TD	PD	FF	FR	YDS	TK	S	A	FF	FR	S		A		
09/07 at Patriots	INACTIVE																						W	42-27		
09/17 EAGLES	INACTIVE																						W	27-20		
09/24 at Chargers	DID NOT PLAY																						W	24-10		
10/02 REDSKINS	S	1	0	1	0.0	0.0	0	0	0	0	0	0	0	0	0	0	0	0	0	0	0	0	0	0	W	29-20
10/08 at Texans	P	0	0	0	0.0	0.0	0	0	0	0	0	0	0	0	0	0	0	0	0	0	0	0	0	0	W	42-34
10/15 STEELERS	S	4	3	1	0.0	0.0	0	0	0	0	0	0	0	0	0	0	0	0	0	0	0	0	0	0	L	13-19
10/19 at Raiders	P	0	0	0	0.0	0.0	0	0	0	0	0	0	0	0	0	0	0	0	0	0	0	0	0	0	L	30-31
10/30 BRONCOS	S	4	2	2	0.0	0.0	0	0	0	0	0	0	0	0	0	0	0	0	0	0	0	0	0	0	W	29-19
11/05 at Cowboys	S	2	2	0	0.0	0.0	0	0	0	0	0	0	0	0	0	0	0	0	0	0	0	0	0	0	L	17-28
11/19 at Giants	S	9	8	1	0.0	0.0	1	1	0	0	0	0	0	0	0	0	0	0	0	0	0	0	0	0	L	9-12+
11/26 BILLS	S	9	8	1	0.0	0.0	3	6	0	0	0	0	0	0	0	0	0	0	0	0	0	0	0	0	L	10-16
2017 TOTALS	8-6	29	23	6	0.0	0.0	4	7	0	0	0	0	0	0	0	0	0	0	0	0	0	0	0	0	6-5	

+ - Overtime

61 Mitch Morse

C 6-6 305 25 3 Missouri D2-15

MITCH MORSE - NFL REGULAR SEASON STATISTICS

TEAM GP GS	
2015 Chiefs	15 15
2016 Chiefs	16 16
2017 Chiefs	6 6
NFL TOTALS	37 37

MITCH MORSE - NFL PLAYOFF STATISTICS

TEAM GP GS	
2015 Chiefs	0 0
2016 Chiefs	1 1
NFL TOTALS	1 1

2017 GAME-BY-GAME REGULAR SEASON STATISTICS (CHIEFS)

OPPONENT	P/S		W/L	SCORE
09/07 at Patriots	S		W	42-27
09/17 EAGLES	S		W	27-20
09/24 at Chargers		INACTIVE	W	24-10
10/02 REDSKINS		INACTIVE	W	29-20
10/08 at Texans		INACTIVE	W	42-34
10/15 STEELERS		INACTIVE	L	13-19
10/19 at Raiders		INACTIVE	L	30-31
10/30 BRONCOS	S		W	29-19
11/05 at Cowboys	S		L	17-28
11/19 at Giants	S		L	9-12+
11/26 BILLS	S		L	10-16
2017 TOTALS	6-6		6-5	

+ - Overtime

65 Jordan Devey

G 6-6 320 29 4

Memphis W (SF)-16

JORDAN DEVEY - NFL REGULAR SEASON STATISTICS

TEAM GP GS	
2013 Patriots	0 0
2014 Patriots	7 4
2015 49ers	15 9
2016 Chiefs	1 1
2017 Chiefs	6 0
NFL TOTALS	29 14

JORDAN DEVEY - NFL PLAYOFF STATISTICS

TEAM GP GS	
2013 Patriots	0 0
2014 Patriots	0 0
2016 Chiefs	0 0
NFL TOTALS	0 0

2017 GAME-BY-GAME REGULAR SEASON STATISTICS (CHIEFS)

OPPONENT	P/S		W/L	SCORE
09/07 at Patriots		NOT ON ROSTER	W	42-27
09/17 EAGLES		INACTIVE	W	27-20
09/24 at Chargers	P		W	24-10
10/02 REDSKINS	P		W	29-20
10/08 at Texans	P		W	42-34
10/15 STEELERS	P		L	13-19
10/19 at Raiders	P		L	30-31
10/30 BRONCOS		INACTIVE	W	29-19
11/05 at Cowboys		INACTIVE	L	17-28
11/19 at Giants		INACTIVE	L	9-12+
11/26 BILLS		INACTIVE	L	10-16
2017 TOTALS	5-0		6-5	

70 Bryan Witzmann

G 6-7 320 27 3

South Dakota State

W (DAL)-16

BRYAN WITZMANN - NFL REGULAR SEASON STATISTICS

TEAM	GP	GS
2016 Chiefs	11	0
2017 Chiefs	11	9
NFL TOTALS	22	9

BRYAN WITZMANN - NFL PLAYOFF STATISTICS

TEAM	GP	GS
2016 Chiefs	1	0
NFL TOTALS	1	0

2017 GAME-BY-GAME REGULAR SEASON STATISTICS (CHIEFS)

OPPONENT	P/S		W/L	SCORE
09/07 at Patriots	S		W	42-27
09/17 EAGLES	S		W	27-20
09/24 at Chargers	S		W	24-10
10/02 REDSKINS	S		W	29-20
10/08 at Texans	S		W	42-34
10/15 STEELERS	S		L	13-19
10/19 at Raiders	S		L	30-31
10/30 BRONCOS	S		W	29-19
11/05 at Cowboys	S		L	17-28
11/19 at Giants	P		L	9-12+
11/26 BILLS	P		L	10-16
2017 TOTALS	11-9		6-5	

+ - Overtime

71 Mitchell Schwartz

T 6-5 320 28 6

California UFA-16

MITCHELL SCHWARTZ - NFL REGULAR SEASON STATISTICS

TEAM	GP	GS
2012 Browns	16	16
2013 Browns	16	16
2014 Browns	16	16
2015 Browns	16	16
2016 Chiefs	16	16
2017 Chiefs	11	11
NFL TOTALS	91	91

MITCHELL SCHWARTZ - NFL PLAYOFF STATISTICS

TEAM GP GS		
2016 Chiefs	1	1
NFL TOTALS	1	1

2017 GAME-BY-GAME REGULAR SEASON STATISTICS (CHIEFS)

OPPONENT	P/S	W/L	SCORE
09/07 at Patriots	S	W	42-27
09/17 EAGLES	S	W	27-20
09/24 at Chargers	S	W	24-10
10/02 REDSKINS	S	W	29-20
10/08 at Texans	S	W	42-34
10/15 STEELERS	S	L	13-19
10/19 at Raiders	S	L	30-31
10/30 BRONCOS	S	W	29-19
11/05 at Cowboys	S	L	17-28
11/19 at Giants	S	L	9-12+
11/26 BILLS	S	L	10-16
2017 TOTALS	11-11	6-5	

+ - Overtime

72 Eric Fisher T 6-7 315 26 5 Central Michigan D1-13

ERIC FISHER - NFL REGULAR SEASON STATISTICS

TEAM GP GS		
2013 Chiefs	14	13
2014 Chiefs	16	16
2015 Chiefs	16	14
2016 Chiefs	16	16
2017 Chiefs	11	11
NFL TOTALS	73	70

ERIC FISHER - NFL PLAYOFF STATISTICS

TEAM GP GS		
2013 Chiefs	0	0
2015 Chiefs	2	2
2016 Chiefs	1	1
NFL TOTALS	3	3

2017 GAME-BY-GAME REGULAR SEASON STATISTICS (CHIEFS)

OPPONENT	P/S	W/L	SCORE
09/07 at Patriots	S	W	42-27
09/17 EAGLES	S	W	27-20
09/24 at Chargers	S	W	24-10
10/02 REDSKINS	S	W	29-20
10/08 at Texans	S	W	42-34
10/15 STEELERS	S	L	13-19
10/19 at Raiders	S	L	30-31
10/30 BRONCOS	S	W	29-19
11/05 at Cowboys	S	L	17-28
11/19 at Giants	S	L	9-12+
11/26 BILLS	S	L	10-16
2017 TOTALS	11-11	6-5	

+ - Overtime

73 Zach Fulton OL 6-5 316 26 4 Tennessee D6a-14

ZACH FULTON - NFL REGULAR SEASON STATISTICS

TEAM	GP	GS
2014 Chiefs	16	16
2015 Chiefs	16	6
2016 Chiefs	16	12
2017 Chiefs	11	8
NFL TOTALS	59	42

ZACH FULTON - NFL PLAYOFF STATISTICS

TEAM	GP	GS
2015 Chiefs	2	2
2016 Chiefs	1	1
NFL TOTALS	3	3

2017 GAME-BY-GAME REGULAR SEASON STATISTICS (CHIEFS)

OPPONENT	P/S	W/L	SCORE
09/07 at Patriots	P	W	42-27
09/17 EAGLES	P	W	27-20
09/24 at Chargers	S	W	24-10
10/02 REDSKINS	S	W	29-20
10/08 at Texans	S	W	42-34
10/15 STEELERS	S	L	13-19
10/19 at Raiders	S	L	30-31
10/30 BRONCOS	S	W	29-19
11/05 at Cowboys	P	L	17-28
11/19 at Giants	S	L	9-12+
11/26 BILLS	S	L	10-16
2017 TOTALS	11-8	6-5	

+ - Overtime

75 Cameron Erving

T 6-5 313 25 3 Florida State T (CLE)-17

CAMERON ERVING - NFL REGULAR SEASON STATISTICS

TEAM	GP	GS
2015 Browns	16	4
2016 Browns	13	13
2017 Chiefs	9	3
NFL TOTALS	38	20

2017 GAME-BY-GAME REGULAR SEASON STATISTICS (CHIEFS)

OPPONENT	P/S	W/L	SCORE
09/07 at Patriots		W	42-27
09/17 EAGLES	P	W	27-20
09/24 at Chargers		W	24-10
10/02 REDSKINS	P	W	29-20
10/08 at Texans	S	W	42-34
10/15 STEELERS	S	L	13-19
10/19 at Raiders	S	L	30-31
10/30 BRONCOS	P	W	29-19
11/05 at Cowboys	P	L	17-28
11/19 at Giants	P	L	9-12+
11/26 BILLS	P	L	10-16
2017 TOTALS	9-3	6-5	

+ - Overtime

76 Laurent Duvernay-Tardif

G 6-5 321 26 4 McGill D6b-14

LAURENT DUVERNAY-TARDIF - NFL REGULAR SEASON STATISTICS

TEAM	GP	GS
2014 Chiefs	0	0
2015 Chiefs	16	13
2016 Chiefs	14	14
2017 Chiefs	7	7
NFL TOTALS	37	34

LAURENT DUVERNAY-TARDIF - NFL PLAYOFF STATISTICS

TEAM	GP	GS
2015 Chiefs	1	1
2016 Chiefs	1	1
NFL TOTALS	2	2

2017 GAME-BY-GAME REGULAR SEASON STATISTICS (CHIEFS)

OPPONENT	P/S		W/L	SCORE
09/07 at Patriots	S		W	42-27
09/17 EAGLES	S		W	27-20
09/24 at Chargers	S		W	24-10
10/02 REDSKINS	S		W	29-20
10/08 at Texans		INACTIVE	W	42-34
10/15 STEELERS		INACTIVE	L	13-19
10/19 at Raiders		INACTIVE	L	30-31
10/30 BRONCOS		INACTIVE	W	29-19
11/05 at Cowboys	S		L	17-28
11/19 at Giants	S		L	9-12+
11/26 BILLS	S		L	10-16
2017 TOTALS	7-7		6-5	

+ - Overtime

79 Parker Ehinger OL 6-6 310 24 2 Cincinnati D4a-16

PARKER EHINGER - NFL REGULAR SEASON STATISTICS

TEAM	GP	GS
2016 Chiefs	5	4
2017 Chiefs	0	0
NFL TOTALS	5	4

PARKER EHINGER - NFL PLAYOFF STATISTICS

TEAM	GP	GS
2016 Chiefs	0	0
NFL TOTALS	0	0

2017 GAME-BY-GAME REGULAR SEASON STATISTICS (CHIEFS)

OPPONENT	P/S		W/L	SCORE
09/07 at Patriots		INACTIVE	W	42-27
09/17 EAGLES		INACTIVE	W	27-20
09/24 at Chargers		INACTIVE	W	24-10
10/02 REDSKINS		INACTIVE	W	29-20
10/08 at Texans		DID NOT PLAY	W	42-34
10/15 STEELERS		DID NOT PLAY	L	13-19
10/19 at Raiders		DID NOT PLAY	L	30-31
10/30 BRONCOS		DID NOT PLAY	W	29-19
11/05 at Cowboys		INACTIVE	L	17-28
11/19 at Giants		INACTIVE	L	9-12+
11/26 BILLS		INACTIVE	L	10-16
2017 TOTALS	0-0		6-5	

JEHU CHESSON - NFL REGULAR SEASON STATISTICS

TEAM	GP	GS	RUSHING					RECEIVING				
			NO.	YDS.	AVG.	LG	TD	NO.	YDS	AVG	LG	TD
2017 Chiefs	7	0	0	0	0.0	0	0	1	10	10.0	10	0
NFL TOTALS	7	0	0	0	0.0	0	0	1	10	10.0	10	0

JEHU CHESSON - NFL REGULAR SEASON RETURN STATISTICS

TEAM	KICKOFF RETURNS					PUNT RETURNS					
	RET.	YDS.	AVG.	LG	TD	NO.	FC	YDS	AVG	LG	TD
2017 Chiefs	1	20	20.0	20	0	0	0	0	0.0	0	0
NFL TOTALS	1	20	20.0	20	0	0	0	0	0.0	0	0

2017 GAME-BY-GAME REGULAR SEASON STATISTICS (CHIEFS)

	OPPONENT	P/S	RUSHING				RECEIVING				W/L	SCORE
			ATT	YDS	LG	TD	NO	YDS	LG	TD		
09/07	at Patriots	P	0	0	0	0	0	0	0	0	W	42-27
09/17	EAGLES										W	27-20
09/24	at Chargers										W	24-10
10/02	REDSKINS										W	29-20
10/08	at Texans										W	42-34
10/15	STEELERS	P	0	0	0	0	0	0	0	0	L	13-19
10/19	at Raiders	P	0	0	0	0	0	0	0	0	L	30-31
10/30	BRONCOS	P	0	0	0	0	0	0	0	0	W	29-19
11/05	at Cowboys	P	0	0	0	0	1	10	10	0	L	17-28
11/19	at Giants	P	0	0	0	0	0	0	0	0	L	9-12+
11/26	BILLS	P	0	0	0	0	0	0	0	0	L	10-16
2017 TOTALS		7-0	0	0	0	0	1	10	10	0	6-5	

+ - Overtime

ORSON CHARLES - NFL REGULAR SEASON STATISTICS

TEAM	GP	GS	RUSHING					RECEIVING				
			NO.	YDS.	AVG.	LG	TD	NO.	YDS	AVG	LG	TD
2012 Bengals	16	6	0	0	0.0	0	0	8	101	12.6	25	0
2013 Bengals	13	0	0	0	0.0	0	0	1	8	8.0	8	0
2014 Titans	0	0	0	0	0.0	0	0	0	0	0.0	0	0
Went from Titans to Saints .												
2014 Saints	0	0	0	0	0.0	0	0	0	0	0.0	0	0
2016 Lions	2	0	0	0	0.0	0	0	0	0	0.0	0	0
2017 Chiefs	0	0	0	0	0.0	0	0	0	0	0.0	0	0
NFL TOTALS	31	6	0	0	0.0	0	0	9	109	12.1	25	0

ORSON CHARLES - NFL PLAYOFF STATISTICS

TEAM	GP	GS	RUSHING					RECEIVING				
			NO.	YDS.	AVG.	LG	TD	NO.	YDS	AVG	LG	TD
2012 Bengals	1	1	0	0	0.0	0	0	0	0	0.0	0	0
2013 Bengals	1	1	0	0	0.0	0	0	0	0	0.0	0	0
NFL TOTALS	2	2	0	0	0.0	0	0	0	0	0.0	0	0

ORSON CHARLES - NFL REGULAR SEASON RETURN STATISTICS

KICKOFF RETURNS						PUNT RETURNS					
TEAM	RET.	YDS.	AVG.	LG	TD	NO.	FC	YDS	AVG	LG	TD
2012 Bengals	2	17	8.5	10	0	0	0	0	0.0	0	0
2013 Bengals	0	0	0.0	0	0	0	0	0	0.0	0	0
2014 Titans	0	0	0.0	0	0	0	0	0	0.0	0	0
Went from Titans to Saints .											
2014 Saints	0	0	0.0	0	0	0	0	0	0.0	0	0
2016 Lions	0	0	0.0	0	0	0	0	0	0.0	0	0
2017 Chiefs	0	0	0.0	0	0	0	0	0	0.0	0	0
NFL TOTALS	2	17	8.5	10	0	0	0	0	0.0	0	0

ORSON CHARLES - NFL PLAYOFF RETURN STATISTICS

KICKOFF RETURNS						PUNT RETURNS					
TEAM	RET.	YDS.	AVG.	LG	TD	NO.	FC	YDS	AVG	LG	TD
2012 Bengals	0	0	0.0	0	0	0	0	0	0.0	0	0
2013 Bengals	0	0	0.0	0	0	0	0	0	0.0	0	0
NFL TOTALS	0	0	0.0	0	0	0	0	0	0.0	0	0

2017 GAME-BY-GAME REGULAR SEASON STATISTICS (CHIEFS)

		RUSHING					RECEIVING						
	OPPONENT	P/S	ATT	YDS	LG	TD	NO	YDS	LG	TD	W/L	SCORE	
09/07	at Patriots						PRACTICE SQUAD					W	42-27
09/17	EAGLES						PRACTICE SQUAD					W	27-20
09/24	at Chargers						PRACTICE SQUAD					W	24-10
10/02	REDSKINS						PRACTICE SQUAD					W	29-20
10/08	at Texans						NOT ON ROSTER					W	42-34
10/15	STEELERS						NOT ON ROSTER					L	13-19
10/19	at Raiders						NOT ON ROSTER					L	30-31
10/30	BRONCOS						PRACTICE SQUAD					W	29-19
11/05	at Cowboys						PRACTICE SQUAD					L	17-28
11/19	at Giants						PRACTICE SQUAD					L	9-12+
11/26	BILLS						PRACTICE SQUAD					L	10-16
2017 TOTALS		0-0	0	0	0	0	0	0	0	0	6-5		

84 Demetrius Harris

TE 6-7 230 26 4 Wisconsin-Milwaukee CFA-13

DEMETRIUS HARRIS - NFL REGULAR SEASON STATISTICS

		RUSHING							RECEIVING				
TEAM	GP	GS	NO.	YDS.	AVG.	LG	TD	NO.	YDS	AVG	LG	TD	
2013 Chiefs	0	0	0	0	0.0	0	0	0	0	0.0	0	0	
2014 Chiefs	8	3	0	0	0.0	0	0	3	20	6.7	10	0	
2015 Chiefs	16	9	0	0	0.0	0	0	7	74	10.6	25	1	
2016 Chiefs	16	11	0	0	0.0	0	0	17	123	7.2	13	1	
2017 Chiefs	11	6	0	0	0.0	0	0	9	85	9.4	28	1	
NFL TOTALS	51	29	0	0	0.0	0	0	36	302	8.4	28	3	

DEMETRIUS HARRIS - NFL PLAYOFF STATISTICS

		RUSHING							RECEIVING				
TEAM	GP	GS	NO.	YDS.	AVG.	LG	TD	NO.	YDS	AVG	LG	TD	
2015 Chiefs	2	1	0	0	0.0	0	0	1	10	10.0	10	0	
2016 Chiefs	1	0	0	0	0.0	0	0	0	0	0.0	0	0	
NFL TOTALS	3	1	0	0	0.0	0	0	1	10	10.0	10	0	

DEMETRIUS HARRIS - NFL REGULAR SEASON RETURN STATISTICS

TEAM	KICKOFF RETURNS					PUNT RETURNS					
	RET.	YDS.	AVG.	LG	TD	NO.	FC	YDS	AVG	LG	TD
2013 Chiefs	0	0	0.0	0	0	0	0	0	0.0	0	0
2014 Chiefs	0	0	0.0	0	0	0	0	0	0.0	0	0
2015 Chiefs	0	0	0.0	0	0	0	0	0	0.0	0	0
2016 Chiefs	1	19	19.0	19	0	0	0	0	0.0	0	0
2017 Chiefs	0	0	0.0	0	0	0	0	0	0.0	0	0
NFL TOTALS	1	19	19.0	19	0	0	0	0	0.0	0	0

DEMETRIUS HARRIS - NFL PLAYOFF RETURN STATISTICS

TEAM	KICKOFF RETURNS					PUNT RETURNS					
	RET.	YDS.	AVG.	LG	TD	NO.	FC	YDS	AVG	LG	TD
2015 Chiefs	0	0	0.0	0	0	0	0	0	0.0	0	0
2016 Chiefs	1	25	25.0	25	0	0	0	0	0.0	0	0
NFL TOTALS	1	25	25.0	25	0	0	0	0	0.0	0	0

2017 GAME-BY-GAME REGULAR SEASON STATISTICS (CHIEFS)

	OPPONENT	P/S	RUSHING				RECEIVING				W/L	SCORE
			ATT	YDS	LG	TD	NO	YDS	LG	TD		
09/07	at Patriots	S	0	0	0	0	2	15	8	1	W	42-27
09/17	EAGLES	S	0	0	0	0	0	0	0	0	W	27-20
09/24	at Chargers	S	0	0	0	0	0	0	0	0	W	24-10
10/02	REDSKINS	P	0	0	0	0	0	0	0	0	W	29-20
10/08	at Texans	P	0	0	0	0	3	21	11	0	W	42-34
10/15	STEELERS	P	0	0	0	0	0	0	0	0	L	13-19
10/19	at Raiders	S	0	0	0	0	2	16	12	0	L	30-31
10/30	BRONCOS	S	0	0	0	0	0	0	0	0	W	29-19
11/05	at Cowboys	P	0	0	0	0	0	0	0	0	L	17-28
11/19	at Giants	S	0	0	0	0	0	0	0	0	L	9-12+
11/26	BILLS	P	0	0	0	0	2	33	28	0	L	10-16
2017 TOTALS		11-6	0	0	0	0	9	85	28	1	6-5	

+ - Overtime

87 Travis Kelce

TE 6-5 260 28 5 Cincinnati D3a-13

TRAVIS KELCE - NFL REGULAR SEASON STATISTICS

TEAM	GP	GS	RUSHING					RECEIVING				
			NO.	YDS.	AVG.	LG	TD	NO.	YDS	AVG	LG	TD
2013 Chiefs	1	0	0	0	0.0	0	0	0	0	0.0	0	0
2014 Chiefs	16	11	0	0	0.0	0	0	67	862	12.9	34	5
2015 Chiefs	16	16	0	0	0.0	0	0	72	875	12.2	42t	5
2016 Chiefs	16	15	1	-5	-5.0	-5	0	85	1,125	13.2	80t	4
2017 Chiefs	11	11	2	7	3.5	4	0	62	777	12.5	44	5
NFL TOTALS	60	53	3	2	0.7	4	0	286	3,639	12.7	80t	19

TRAVIS KELCE - NFL PLAYOFF STATISTICS

TEAM	GP	GS	RUSHING					RECEIVING				
			NO.	YDS.	AVG.	LG	TD	NO.	YDS	AVG	LG	TD
2013 Chiefs	0	0	0	0	0.0	0	0	0	0	0.0	0	0
2015 Chiefs	2	2	0	0	0.0	0	0	14	151	10.8	48	0
2016 Chiefs	1	1	0	0	0.0	0	0	5	77	15.4	24	0
NFL TOTALS	3	3	0	0	0.0	0	0	19	228	12.0	48	0

JARVIS JENKINS - NFL PLAYOFF STATISTICS

TEAM	GP	GS	TACKLES								INTERCEPTIONS					O. FUMB			ST				MISC	
			TK	S	A	TFL	YDS	SK	YDS	QBH	NO	YDS	LG	TD	PD	FF	FR	YDS	TK	S	A	FF	FR	S
2012 Redskins	1	1	5	0	5	0	0	0.0	0.0	0	0	0	0	0	0	0	1	0	0	0	0	0	0	0
2016 Chiefs	1	0	3	2	1	0	0	0.5	3.0	1	0	0	0	0	0	0	0	0	0	0	0	0	0	
NFL TOTALS	2	1	8	2	6	0	0	0.5	3.0	1	0	0	0	0	0	0	1	0	0	0	0	0	0	

2017 GAME-BY-GAME REGULAR SEASON STATISTICS (CHIEFS)

OPPONENT	TK	S	A	TACKLES				INTERCEPTIONS					O. FUMB			ST				MISC		SCORE				
				SK	YDS	TFL	YDS	QBH	NO	YDS	LG	TD	PD	FF	FR	YDS	TK	S	A	FF	FR		S	A		
09/07 at Patriots	INACTIVE											W	42-27													
09/17 EAGLES	INACTIVE											W	27-20													
09/24 at Chargers	INACTIVE											W	24-10													
10/02 REDSKINS	P	1	1	0	0.0	0.0	0	0	0	0	0	0	0	0	0	0	0	0	0	0	0	0	0	W	29-20	
10/08 at Texans	P	0	0	0	0.0	0.0	0	0	0	0	0	0	0	0	0	0	0	0	0	0	0	0	0	0	W	42-34
10/15 STEELERS	INACTIVE											L	13-19													
10/19 at Raiders	P	0	0	0	0.0	0.0	0	0	0	0	0	0	0	0	0	0	0	0	0	0	0	0	0	0	L	30-31
10/30 BRONCOS	P	0	0	0	0.0	0.0	0	0	0	0	0	0	0	0	0	0	0	0	0	0	0	0	0	0	W	29-19
11/05 at Cowboys	INACTIVE											L	17-28													
11/19 at Giants	P	2	2	0	0.0	0.0	0	0	0	0	0	0	0	0	0	0	0	0	0	0	0	0	0	0	L	9-12+
11/26 BILLS	P	1	0	1	0.0	0.0	0	0	0	0	0	0	0	0	0	0	0	0	0	0	0	0	0	0	L	10-16
2017 TOTALS		4	3	1	0.0	0.0	0	0	0	0	0	0	0	0	0	0	0	0	0	0	0	0	0	0	0	6-5

+ - Overtime

95 Chris Jones

DL 6-6 310 23 2 Mississippi State D2-16

CHRIS JONES - NFL REGULAR SEASON STATISTICS

TEAM	GP	GS	TACKLES								INTERCEPTIONS					O. FUMB			ST				MISC	
			TK	S	A	TFL	YDS	SK	YDS	QBH	NO	YDS	LG	TD	PD	FF	FR	YDS	TK	S	A	FF	FR	S
2016 Chiefs	16	11	28	17	11	5	26	2.0	19.0	10	0	0	0	0	4	0	0	0	0	0	0	0	0	0
2017 Chiefs	11	5	24	15	9	3	10	3.5	16.0	8	1	-3	0	0	6	3	0	0	0	0	0	0	0	0
NFL TOTALS	27	16	52	32	20	8	36	5.5	35.0	18	1	-3	0	0	10	3	0	0	0	0	0	0	0	0

CHRIS JONES - NFL PLAYOFF STATISTICS

TEAM	GP	GS	TACKLES								INTERCEPTIONS					O. FUMB			ST				MISC	
			TK	S	A	TFL	YDS	SK	YDS	QBH	NO	YDS	LG	TD	PD	FF	FR	YDS	TK	S	A	FF	FR	S
2016 Chiefs	1	1	2	1	1	0	0	0.0	0.0	0	0	0	0	0	2	0	0	0	0	0	0	0	0	0
NFL TOTALS	1	1	2	1	1	0	0	0.0	0.0	0	0	0	0	0	2	0	0	0	0	0	0	0	0	0

2017 GAME-BY-GAME REGULAR SEASON STATISTICS (CHIEFS)

OPPONENT	TK	S	A	TACKLES				INTERCEPTIONS					O. FUMB			ST				MISC		SCORE					
				SK	YDS	TFL	YDS	QBH	NO	YDS	LG	TD	PD	FF	FR	YDS	TK	S	A	FF	FR		S	A			
09/07 at Patriots	S	0	0	0	0.0	0.0	0	0	0	0	0	0	0	0	0	0	0	0	0	0	0	0	0	0	W	42-27	
09/17 EAGLES	P	4	4	0	3.0	13.0	1	5	2	1	-3	-3	0	1	2	0	0	0	0	0	0	0	0	0	0	W	27-20
09/24 at Chargers	P	3	2	1	0.0	0.0	1	0	2	0	0	0	0	0	0	0	0	0	0	0	0	0	0	0	0	W	24-10
10/02 REDSKINS	S	2	1	1	0.0	0.0	0	0	0	0	0	0	0	0	0	0	0	0	0	0	0	0	0	0	0	W	29-20
10/08 at Texans	S	2	1	1	0.5	3.0	0	0	2	0	0	0	0	0	1	0	0	0	0	0	0	0	0	0	0	W	42-34
10/15 STEELERS	P	1	0	1	0.0	0.0	0	0	1	0	0	0	0	0	0	0	0	0	0	0	0	0	0	0	0	L	13-19
10/19 at Raiders	P	2	2	0	0.0	0.0	0	0	0	0	0	0	0	1	0	0	0	0	0	0	0	0	0	0	0	L	30-31
10/30 BRONCOS	P	3	1	2	0.0	0.0	0	0	1	0	0	0	0	0	0	0	0	0	0	0	0	0	0	0	0	W	29-19
11/05 at Cowboys	P	1	0	1	0.0	0.0	0	0	0	0	0	0	0	2	0	0	0	0	0	0	0	0	0	0	0	L	17-28
11/19 at Giants	S	4	2	2	0.0	0.0	0	0	0	0	0	0	0	1	0	0	0	0	0	0	0	0	0	0	0	L	9-12+
11/26 BILLS	S	2	2	0	0.0	0.0	1	5	0	0	0	0	0	1	0	0	0	0	0	0	0	0	0	0	0	L	10-16
2017 TOTALS		11-5	24	15	9	3.5	16.0	3	10	8	1	-3	-3	0	6	3	0	0	0	0	0	0	0	0	0	6-5	

+ - Overtime

96 Bennie Logan

DT 6-2 315 27 5 Louisiana State UFA-17

ALLEN BAILEY - NFL PLAYOFF STATISTICS

	TEAM	GP	GS	TACKLES							INTERCEPTIONS					O. FUMB			ST				MISC			
				TK	S	A	TFL	YDS	SK	YDS	QBH	NO	YDS	LG	TD	PD	FF	FR	YDS	TK	S	A	FF	FR	S	A
2013	Chiefs	1	0	0	0	0	0	0	0.0	0.0	0	0	0	0	0	1	0	0	0	0	0	0	0	0	0	0
2015	Chiefs	2	2	4	3	1	0	0	2.0	17.0	0	0	0	0	0	0	2	0	0	0	0	0	0	0	0	0
2016	Chiefs	0	0	0	0	0	0	0	0.0	0.0	0	0	0	0	0	0	0	0	0	0	0	0	0	0	0	0
NFL TOTALS		3	2	4	3	1	0	0	2.0	17.0	0	0	0	0	0	1	2	0	0	0	0	0	0	0	0	0

2017 GAME-BY-GAME REGULAR SEASON STATISTICS (CHIEFS)

	OPPONENT	TK	S	A	TACKLES				INTERCEPTIONS					O. FUMB			ST				MISC		SCORE					
					SK	YDS	TFL	YDS	QBH	NO	YDS	LG	TD	PD	FF	FR	YDS	TK	S	A	FF	FR		S	A			
09/07	at Patriots	S	6	5	1	1.0	8.0	1	8	1	0	0	0	0	0	0	0	0	0	0	0	0	0	0	0	0	W	42-27
09/17	EAGLES	S	2	1	1	0.0	0.0	1	2	0	0	0	0	0	0	0	0	0	0	0	0	0	0	0	0	0	W	27-20
09/24	at Chargers	S	4	2	2	1.0	0.0	0	0	0	0	0	0	0	0	0	0	0	0	0	0	0	0	0	0	W	24-10	
10/02	REDSKINS	S	1	1	0	0.0	0.0	0	0	0	0	0	0	0	0	0	0	0	0	0	0	0	0	0	0	W	29-20	
10/08	at Texans	S	3	2	1	0.0	0.0	0	0	0	0	0	0	0	0	0	0	0	0	0	0	0	0	0	0	W	42-34	
10/15	STEELERS	S	6	2	4	0.0	0.0	1	2	0	0	0	0	0	0	0	0	0	0	0	0	0	0	0	0	L	13-19	
10/19	at Raiders	S	3	1	2	0.0	0.0	0	0	0	0	0	0	0	0	0	0	0	0	0	0	0	0	0	0	L	30-31	
10/30	BRONCOS	S	3	2	1	0.0	0.0	1	1	0	0	0	0	0	0	0	0	0	0	0	0	0	0	0	0	W	29-19	
11/05	at Cowboys	S	1	1	0	0.0	0.0	0	0	0	0	0	0	0	0	0	0	0	0	0	0	0	0	0	0	L	17-28	
11/19	at Giants									INACTIVE															L	9-12+		
11/26	BILLS	P	1	0	1	0.0	0.0	0	0	0	0	0	0	0	0	0	0	0	0	0	0	0	0	0	0	0	L	10-16
2017 TOTALS		10-9	30	17	13	2.0	8.0	4	13	1	0	0	0	0	0	0	0	0	0	0	0	0	0	0	0	0	6-5	

99 Rakeem Nunez-Roches

DL 6-2 307 24 3 Southern Mississippi D6-15

RAKEEM NUNEZ-ROCHES - NFL REGULAR SEASON STATISTICS

	TEAM	GP	GS	TACKLES							INTERCEPTIONS					O. FUMB			ST				MISC			
				TK	S	A	TFL	YDS	SK	YDS	QBH	NO	YDS	LG	TD	PD	FF	FR	YDS	TK	S	A	FF	FR	S	A
2015	Chiefs	7	0	4	4	0	0	0	0.0	0.0	0	0	0	0	0	0	0	0	0	0	0	0	0	0	0	0
2016	Chiefs	11	5	23	14	9	5	18	1.0	8.0	3	0	0	0	0	0	0	0	0	0	0	0	0	0	0	0
2017	Chiefs	11	8	18	10	8	0	0	0.5	0.5	1	0	0	0	0	0	0	0	0	0	0	0	0	0	0	0
NFL TOTALS		29	13	45	28	17	5	18	1.5	8.5	4	0	0	0	0	0	0	0	0	0	0	0	0	0	0	0

RAKEEM NUNEZ-ROCHES - NFL PLAYOFF STATISTICS

	TEAM	GP	GS	TACKLES							INTERCEPTIONS					O. FUMB			ST				MISC			
				TK	S	A	TFL	YDS	SK	YDS	QBH	NO	YDS	LG	TD	PD	FF	FR	YDS	TK	S	A	FF	FR	S	A
2015	Chiefs	0	0	0	0	0	0	0.0	0.0	0	0	0	0	0	0	0	0	0	0	0	0	0	0	0	0	0
2016	Chiefs	1	0	1	0	1	0	0	0.0	0.0	0	0	0	0	0	0	0	0	0	0	0	0	0	0	0	0
NFL TOTALS		1	0	1	0	1	0	0	0.0	0.0	0	0	0	0	0	0	0	0	0	0	0	0	0	0	0	0

2017 GAME-BY-GAME REGULAR SEASON STATISTICS (CHIEFS)

	OPPONENT	TK	S	A	TACKLES				INTERCEPTIONS					O. FUMB			ST				MISC		SCORE					
					SK	YDS	TFL	YDS	QBH	NO	YDS	LG	TD	PD	FF	FR	YDS	TK	S	A	FF	FR		S	A			
09/07	at Patriots	P	0	0	0	0.0	0.0	0	0	0	0	0	0	0	0	0	0	0	0	0	0	0	0	0	0	0	W	42-27
09/17	EAGLES	S	2	2	0	0.0	0.0	0	0	0	0	0	0	0	0	0	0	0	0	0	0	0	0	0	0	0	W	27-20
09/24	at Chargers	S	1	1	0	0.0	0.0	0	0	0	0	0	0	0	0	0	0	0	0	0	0	0	0	0	0	W	24-10	
10/02	REDSKINS	P	0	0	0	0.0	0.0	0	0	0	0	0	0	0	0	0	0	0	0	0	0	0	0	0	0	W	29-20	
10/08	at Texans	P	0	0	0	0.0	0.0	0	0	0	0	0	0	0	0	0	0	0	0	0	0	0	0	0	0	W	42-34	
10/15	STEELERS	S	1	0	1	0.0	0.0	0	0	0	0	0	0	0	0	0	0	0	0	0	0	0	0	0	0	L	13-19	
10/19	at Raiders	S	1	1	0	0.0	0.0	0	0	0	0	0	0	0	0	0	0	0	0	0	0	0	0	0	0	L	30-31	
10/30	BRONCOS	S	2	0	2	0.5	0.5	0	0	1	0	0	0	0	0	0	0	0	0	0	0	0	0	0	0	W	29-19	
11/05	at Cowboys	S	5	2	3	0.0	0.0	0	0	0	0	0	0	0	0	0	0	0	0	0	0	0	0	0	0	L	17-28	
11/19	at Giants	S	2	0	2	0.0	0.0	0	0	0	0	0	0	0	0	0	0	0	0	0	0	0	0	0	0	L	9-12+	
11/26	BILLS	S	4	4	0	0.0	0.0	0	0	0	0	0	0	0	0	0	0	0	0	0	0	0	0	0	0	L	10-16	
2017 TOTALS		11-8	18	10	8	0.5	0.5	0	0	1	0	0	0	0	0	0	0	0	0	0	0	0	0	0	0	6-5		

+ - Overtime



CHIEFS

ALL-TIME RECORDS

THIS IS CHIEFS KINGDOM



Service

Most Seasons, Active Players

15	Jerrel Wilson	1963-77
14	Len Dawson	1962-75
14	Ed Budde	1963-76
14	Nick Lowery	1980-93
14	Will Shields	1993-06
13	Jim Tyrer	1961-73
13	Buck Buchanan	1963-75
13	Emmitt Thomas	1966-78
13	Jan Stenerud	1967-79
13	Jack Rudnay	1970-82
13	John Alt	1984-96
13	Dustin Colquitt	2005-17
13	Derrick Johnson	2005-17
12	Johnny Robinson	1960-71
12	Dave Hill	1963-74
12	Bobby Bell	1963-74
12	Mike Livingston	1968-79
12	Henry Marshall	1976-87
12	Tony Gonzalez	1997-08

Most Games Played, Career (All 175+)

224	Will Shields	1993-06
212	Nick Lowery	1980-93
203	Jerrel Wilson	1963-77
201	Dustin Colquitt	2005-17
190	Tony Gonzalez	1997-08
186	Jan Stenerud	1967-79
183	Len Dawson	1962-75
183	Buck Buchanan	1963-75
181	Emmitt Thomas	1966-78
180	Jim Tyrer	1961-73
179	John Alt	1984-96
178	Jack Rudnay	1970-82
177	Ed Budde	1963-76
176	Derrick Johnson	2005-17

Most Games Started, Career (Since 1968)

223	Will Shields	1993-06
174	Tony Gonzalez	1997-08
171	Jack Rudnay	1970-82
165	Derrick Johnson	2005-17
164	Tim Grunhard	1990-00
*158	Len Dawson (*Since 1962)	1962-75
157	Derrick Thomas	1989-99
157	Tamba Hali	2006-17

Most Starts, Rookie, Season

16	Sylvester Hicks	1978
16	Art Still	1978
16	Dave Lutz	1983
16	Kevin Ross	1984
16	Dino Hackett	1986
16	Derrick Thomas	1989
16	Greg Wesley	2000
16	Derrick Johnson	2005
16	Tamba Hali	2006
16	Brandon Carr	2008
16	Glenn Dorsey	2008
16	Eric Berry	2010
16	Dontari Poe	2012

16 Marcus Peters 2015

Most Consecutive Games Played, Career

224	Will Shields	Sept. 5, 1993 - Dec. 31, 2006
186	Jan Stenerud	Sept. 9, 1967 - Dec. 16, 1979
180	Jim Tyrer	Sept. 10, 1961 - Dec. 2, 1973
168	Bobby Bell	Sept. 7, 1963 - Dec. 14, 1974
166	Buck Buchanan	Sept. 7, 1963 - Dec. 1, 1974

Most Consecutive Games Started (Since 1968)

223	Will Shields	Sept. 12, 1993 - Dec. 31, 2006
144	Emmitt Thomas	Sept. 28, 1968 - Oct. 15, 1978
134	Jim Lynch	Sept. 9, 1968 - Nov. 6, 1977
120	Tim Grunhard	Sept. 5, 1993 - Oct. 29, 2000
120	Tony Gonzalez	Sept. 19, 1999 - Nov. 12, 2006

Most Consecutive Games Started To Begin Career

101	Gary Barbaro	1976-82
64	Brandon Carr	2008-11
51	Art Still	1978-81
41	Tamba Hali	2006-08
37	Greg Wesley	2000-02

Most Games Started, Quarterback, Career

158	Len Dawson	1962-75
88	Trent Green	2001-06
77	Bill Kenney	1979-88
75	Mike Livingston	1968-79
72	Alex Smith	2013-17
52	Steve DeBerg	1988-91

Most Consecutive Games Started, Quarterback

81	Trent Green	Sept. 9, 2001 - Sept. 10, 2006
44	Len Dawson	Oct. 31, 1965 - Nov. 3, 1968
35	Steve DeBerg	Nov. 26, 1989 - Dec. 8, 1991
28	Steve Bono	Sept. 3, 1995 - Nov. 24, 1996
28	Elvis Grbac	Dec. 26, 1998 - Nov. 19, 2000
28	Len Dawson	Sept. 8, 1962 - Nov. 8, 1963

Most Consecutive Seasons Starting Every Game, QB

5	Trent Green	2001-05
2	Len Dawson	1966-67

Scoring

Most Points, Career (All 400+)

1,466	Nick Lowery	1980-93
1,231	Jan Stenerud	1967-79
517	Ryan Succop	2009-13
500	Priest Holmes	2001-07
462	Tony Gonzalez	1997-08
442	Pete Stoyanovich	1996-00

Most Seasons, 100 or More Points

11	Nick Lowery	1981, '83-86, '88-93
5	Jan Stenerud	1967-71
4	Ryan Succop	2009-10, '12-13
3	Pete Stoyanovich	1997-99
3	Lawrence Tynes	2004-06
3	Cairo Santos	2014-16
2	Lin Elliott	1994-95
2	Morten Andersen	2002-03

2 Priest Holmes	2002-03
2 Larry Johnson	2005-06
1 Jack Spikes	1960
1 Abner Haynes	1962
1 Todd Peterson	2001

Most Points, Season (All 125+)

162 Priest Holmes	2003
144 Priest Holmes	2002
139 Nick Lowery	1990
129 Jan Stenerud	1968
129 Cairo Santos	2015
129 Cairo Santos	2016
126 Larry Johnson	2005
125 Lawrence Tynes	2005

Most Points, Non-Kickers, Rookie, Season

72 Abner Haynes	1960
72 Tyreek Hill	2016
66 Billy Jackson	1981
48 Johnny Robinson	1960
48 Mike Garrett	1966
42 Robert Holmes	1968

Most Points, Kickers, Rookie, Season

113 Cairo Santos	2014
108 Jan Stenerud	1967
104 Jack Spikes	1960
104 Ryan Succop	2009
87 Tommy Brooker	1962

Most Points, Game

30 Abner Haynes vs. Oakland	Nov. 26, 1961
30 Jamaal Charles at Oakland	Dec. 15, 2013
24 Frank Jackson vs. Denver	Dec. 10, 1961
24 Abner Haynes vs. Boston	Sept. 8, 1962
24 Frank Jackson at San Diego	Dec. 13, 1964
24 Bert Coan at Denver	Oct. 23, 1966
24 Priest Holmes at Cleveland	Sept. 8, 2002
24 Priest Holmes vs. Atlanta	Oct. 24, 2004
24 Derrick Blaylock vs. Atlanta	Oct. 24, 2004
24 Larry Johnson vs. Seattle	Oct. 29, 2006

Most Touchdowns, Career

83 Priest Holmes (76 rush, 7 rec.)	2001-07
76 Tony Gonzalez (0 rush, 76 rec.)	1997-08
64 Jamaal Charles (43 rush, 20 rec., 1 KR)	2008-16
61 Larry Johnson (55 rush, 6 rec.)	2003-09
60 Otis Taylor (3 rush, 57 rec.)	1965-75
58 Abner Haynes (39 rush, 17 rec., 1 KR, 1 fum.)	1960-64

Most Touchdowns, Season

27 Priest Holmes (27 rush, 0 rec.)	2003
24 Priest Holmes (21 rush, 3 rec.)	2002
21 Larry Johnson (20 rush, 1 rec.)	2005
19 Abner Haynes (13 rush, 6 rec.)	1962
19 Larry Johnson (17 rush, 2 rec.)	2006
19 Jamaal Charles (12 rush, 7 rec.)	2013

Most Touchdowns, Rookie, Season

12 Abner Haynes (9 rush, 3 rec.)	1960
12 Tyreek Hill (3 rush, 6 rec., 2 PR, 1 KR)	2016
11 Billy Jackson (10 rush, 1 rec.)	1981
8 Johnny Robinson (4 rush, 4 rec.)	1960
8 Mike Garrett (6 rush, 1 rec., 1 PR)	1966
7 Robert Holmes (7 rush, 0 rec.)	1968

Most Touchdowns, Game

5 Abner Haynes vs. Oakland	Nov. 26, 1961
5 Jamaal Charles at Oakland	Dec. 15, 2013
4 Frank Jackson vs. Denver	Dec. 10, 1961
4 Abner Haynes vs. Boston	Sept. 8, 1962
4 Frank Jackson at San Diego	Dec. 13, 1964
4 Bert Coan at Denver	Oct. 23, 1966
4 Priest Holmes at Cleveland	Sept. 8, 2002
4 Priest Holmes vs. Atlanta	Oct. 24, 2004
4 Derrick Blaylock vs. Atlanta	Oct. 24, 2004
4 Larry Johnson vs. Seattle	Oct. 29, 2006
3 37 times;	
Last, Kareem Hunt at New England	Sept. 7, 2017

Most Consecutive Games Scoring Touchdowns

11 Priest Holmes	2002
9 Larry Johnson	2006
8 Priest Holmes	2003-04
8 Larry Johnson	2004-05
7 Marcus Allen	1993
7 Priest Holmes	2004-05
7 Larry Johnson	2005
7 Dwayne Bowe	2010
7 Jamaal Charles	2013

Most Points After TD Attempted, Career

483 Nick Lowery	1980-93
409 Jan Stenerud	1967-79
164 Pete Stoyanovich	1996-00
160 Ryan Succop	2009-13
149 Tommy Brooker	1962-66

Most Points After TD Attempted, Season

60 Lawrence Tynes	2004
59 Morten Andersen	2003
52 Ryan Succop	2013
51 Morten Andersen	2002
46 Tommy Brooker	1964

Most Points After TD Attempted, Game

8 Tommy Brooker at Denver	Sept. 7, 1963
8 Mike Mercer at Denver	Oct. 23, 1966
8 Lawrence Tynes vs. Atlanta	Oct. 24, 2004
8 Ryan Succop at Oakland	Dec. 15, 2013

Most Points After TD Made, Career

479 Nick Lowery	1980-93
394 Jan Stenerud	1967-79
163 Pete Stoyanovich	1996-00
160 Ryan Succop	2009-13
149 Tommy Brooker	1962-66

Most Points After TD Made, Season

58 Morten Andersen	2003
58 Lawrence Tynes	2004
52 Ryan Succop	2013
51 Morten Andersen	2002
46 Tommy Brooker	1964

Most Points After TD Made, Game

8 Tommy Brooker at Denver	Sept. 7, 1963
8 Mike Mercer at Denver	Oct. 23, 1966
8 Lawrence Tynes vs. Atlanta	Oct. 24, 2004
8 Ryan Succop at Oakland	Dec. 15, 2013
7 Cotton Davidson vs. Denver	Dec.10, 1961
7 T. Brooker at N.Y. Titans	Nov. 11, 1962
7 Jack Spikes vs. Denver	Dec. 8, 1963
7 Tommy Brooker vs. Houston	Nov. 28, 1965
7 Morten Andersen vs. Arizona	Dec. 1, 2002
7 Morten Andersen vs. St. Louis	Dec. 8, 2002
7 Lawrence Tynes at Tennessee	Dec. 13, 2004

Most Consecutive Points After TD

197 Nick Lowery	1983-89
160 Ryan Succop	2009-13
155 Jan Stenerud	1968-73
149 Tommy Brooker	1962-66

Highest Point After Percentage, Career (100 PATs)

100.00 Ryan Succop (160-160)	2009-13
100.00 Tommy Brooker (149-149)	1962-66
99.39 Pete Stoyanovich (163-164)	1996-00
99.17 Nick Lowery (479-483)	1980-93
99.09 Morten Andersen (109-110)	2002-03
97.16 Lawrence Tynes (137-141)	2004-06

Most Field Goals Attempted, Career

436 Jan Stenerud	1967-79
410 Nick Lowery	1980-93
147 Ryan Succop	2009-13
115 Pete Stoyanovich	1996-00
105 Cairo Santos	2014-17

Most Field Goals Attempted, Season

44 Jan Stenerud	1971
42 Jan Stenerud	1970
40 Jan Stenerud	1968

Most Field Goals Attempted, Game

7 Cairo Santos at Cincinnati	October 4, 2015
7 Jan Stenerud vs. Buffalo	Dec. 19, 1971
6 Tommy Brooker vs. San Diego	Dec. 16, 1962
6 Jan Stenerud	6 times
Last; at Washington	Oct. 10, 1976
6 Todd Peterson vs. Denver	Dec. 16, 2001
6 Ryan Succop at New Orleans	Sept. 23, 2012

Most Seasons Leading League, Field Goals Made

3 Jan Stenerud	1967, '70, '75
----------------	----------------

Most Field Goals Made, Career

329 Nick Lowery	1980-93
279 Jan Stenerud	1967-79
119 Ryan Succop	2009-13
93 Pete Stoyanovich	1996-00
89 Cairo Santos	2014-17

Most Field Goals Made, Season

34 Nick Lowery	1990
31 Cairo Santos	2016
30 Jan Stenerud	1968, '70
Cairo Santos	2015
28 Ryan Succop	2012
27 Jan Stenerud	1969
27 Nick Lowery	1988
27 Pete Stoyanovich	1998
27 Todd Peterson	2001
27 Lawrence Tynes	2005

Most Field Goals Made, Rookie, Season

25 Ryan Succop	2009
25 Cairo Santos	2014
23 Harrison Butker	2017
21 Jan Stenerud	1967
13 Jack Spikes	1960
12 Tommy Brooker	1962

Most Field Goals Made, Game

7 Cairo Santos at Cincinnati	Oct. 5, 2015
6 Ryan Succop at New Orleans	Sept. 23, 2012
5 Jan Stenerud	3 times
Last; vs. Buffalo	Dec. 19, 1971
5 Nick Lowery	4 times

Last; vs. Denver	Sept. 20, 1993
------------------	----------------

5 Ryan Succop vs. Minnesota	Oct. 2, 2011
5 Cairo Santos at Denver	Nov. 15, 2015
5 Harrison Butker at Houston	Oct. 8, 2017
4 Tommy Brooker vs. San Diego	Dec. 16, 1962
4 Mike Mercer at N.Y. Jets	Nov. 27, 1966
4 Lin Elliott vs. Seattle	Dec. 24, 1995
4 Jan Stenerud	10 times
4 Nick Lowery	8 times
4 Pete Stoyanovich	2 times
4 Todd Peterson vs. Denver	Dec. 16, 2001
4 Lawrence Tynes	2 times
Last; vs. Denver	Nov. 23, 2006
4 Nick Novak vs. Denver	Sept. 28, 2008
4 Ryan Succop	4 times
Last; at Tennessee	Oct. 6, 2013
4 Cairo Santos	5 times
Last; at Carolina	Nov. 13, 2016

Most Consecutive Games Scoring Field Goals

16 Jan Stenerud	1969-70
15 Lawrence Tynes	2004-05
12 Pete Stoyanovich	1997-98
11 Jan Stenerud	1968-69
11 Jan Stenerud	1971-72
11 Nick Lowery	1985-86
11 Morten Andersen	2002

Most Consecutive Field Goals Made

23 Harrison Butker	2017
22 Pete Stoyanovich	1997-98
22 Ryan Succop	2011
21 Nick Lowery	1990
21 Nick Lowery	1991
16 Jan Stenerud	1969

Longest Field Goal

58 Nick Lowery at Washington	Sept. 18, 1983
58 Nick Lowery vs. L.A. Raiders	Sept. 12, 1985
57 Nick Lowery vs. Seattle	Sept. 14, 1980
55 Jan Stenerud at Denver	Oct. 4, 1970
54 Jan Stenerud at Houston	Sept. 9, 1967
54 Jan Stenerud at Denver	Oct. 5, 1969
54 Jan Stenerud at San Francisco	Dec. 6, 1971
54 Nick Lowery vs. L.A. Raiders	Nov. 6, 1983
54 Nick Lowery at Detroit	Nov. 26, 1987
54 Pete Stoyanovich vs. Denver	Nov. 16, 1997
54 Ryan Succop vs. Minnesota	Oct. 2, 2011
54 Cairo Santos at Houston	Sept. 18, 2016

Highest Field Goal Percentage, Career (100 Attempts)

84.8 Cairo Santos (89-105)	2014-17
81.0 Ryan Succop (119-147)	2009-13
80.9 Pete Stoyanovich (93-115)	1996-00
80.2 Nick Lowery (329-410)	1980-93
64.0 Jan Stenerud (279-436)	1967-79

Highest Field Goal Percentage, Season

96.3 Pete Stoyanovich (26-27)	1997
95.8 Harrison Butker (23-24)	2017
91.9 Nick Lowery (34-37)	1990
91.6 Nick Lowery (22-24)	1992
88.9 Nick Lowery (24-27)	1985
88.6 Cairo Santos (31-35)	2016
86.2 Ryan Succop (25-29)	2009

Highest Field Goal Percentage, Career At Arrowhead

88.1 Pete Stoyanovich (52-59)	1996-00
-------------------------------	---------

85.6 Nick Lowery (179-209)	1980-93
82.4 Ryan Succop (61-74)	2009-13
79.2 Cairo Santos (38-48)	2014-17
77.3 Lawrence Tynes (34-44)	2004-06
58.6 Jan Stenerud (75-128)	1972-79

Attempts Less Than 40 Yards, Season (15 Attempts)

23-26 Cairo Santos	2016
21-21 Nick Lowery	1991
20-20 Pete Stoyanovich	1998
16-20 Ryan Succop	2012
17-18 Cairo Santos	2014
17-18 Cairo Santos	2015
17-17 Ryan Succop	2009
16-16 Morten Andersen	2002
15-16 Ryan Succop	2013
14-15 Ryan Succop	2011

Most Field Goals, No Misses, Game

7 Cairo Santos at Cincinnati	Oct. 4, 2015
6 Ryan Succop at New Orleans	Sept. 23, 2012
5 Jan Stenerud at Buffalo	Nov. 2, 1969
5 Jan Stenerud vs. Buffalo	Dec. 7, 1969
5 Nick Lowery vs. L.A. Raiders	Sept. 12, 1985
5 Nick Lowery at Chicago	Dec. 29, 1990
5 Nick Lowery vs. Denver	Sept. 20, 1993
5 Ryan Succop vs. Minnesota	Oct. 2, 2011
5 Harrison Butker at Houston	Oct. 8, 2017
5 Harrison Butker vs. Denver	Oct. 30, 2017

Most Field Goals, 50 or More Yards, Career

20 Nick Lowery	1980-93
12 Jan Stenerud	1967-79
9 Ryan Succop	2009-13
7 Cairo Santos	2014-16
6 Lawrence Tynes	2004-06
5 Pete Stoyanovich	1996-99

Most Field Goals, 50 or More Yards, Season

4 Nick Lowery	1980
4 Cairo Santos	2015
3 Nick Lowery	1985, '88
3 Ryan Succop	2011
2 Pete Stoyanovich	1997, '98
2 Lawrence Tynes	2004, 2005, 2006
2 Ryan Succop	2009, '12
2 Cairo Santos	2016
2 Harrison Butker	2017

Most Field Goals, 50 or More Yards, Game

2 Nick Lowery vs. Seattle	Sept. 14, 1980
2 Nick Lowery at New Orleans	Sept. 8, 1985
2 Nick Lowery at Detroit	Nov. 26, 1987
2 Lawrence Tynes at Miami	Oct. 21, 2005
2 Ryan Succop vs. Minnesota	Oct. 2, 2011
2 Cairo Santos at Cincinnati	Oct. 4, 2015

Most Defensive Touchdowns, Career

8 Bobby Bell (6 INTs, 2 FRs)	1963-74
5 Emmitt Thomas (5 INTs)	1966-78
5 Jim Kearney (5 INTs)	1967-75
5 Eric Berry (5 INTs)	2010-16
4 Lloyd Burruss (4 INTs)	1981-91
4 Derrick Thomas (4 FRs)	1989-99
4 James Hasty (3 INTs, 1 FR)	1995-99
4 Derrick Johnson (4 INTs)	2005-16

Most Defensive Touchdowns, Season

4 Jim Kearney (4 INTs)	1972
3 David Webster (2 INTs, 1 FR)	1960
3 Lloyd Burruss (3 INTs)	1986
3 Charles Mincy (2 INTs, 1 FR)	1992
3 Mark McMillian (3 INTs)	1997

Most Defensive Touchdowns, Game

2 Jim Kearney at Denver	Oct. 1, 1972
2 Lloyd Burruss vs. San Diego	Oct. 19, 1986
2 Cris Dishman at Oakland	Nov. 28, 1999
2 Derrick Johnson at Denver	Jan. 3, 2010

Most Special Teams Touchdowns, Career

11 Dante Hall (5 PRs, 6 KORs)	2000-06
8 Tamarick Vanover (4 PRs, 4 KORs)	1995-99
4 J.T. Smith (4 PRs)	1978-84
4 Tyreek Hill (3 PRs, 1 KOR)	2016-17
3 Dexter McCluster (3 PRs)	2010-13
2 Five players tied	

Most Special Teams Touchdowns, Season

4 Dante Hall (2 PRs, 2 KRs)	2003
3 Tamarick Vanover (2 KRs, 1 PR)	1995
3 Dante Hall (2 PRs, 1 KR)	2002
3 Tyreek Hill (2 PRs, 1 KR)	2016
2 J.T. Smith (2 PRs)	1979
2 J.T. Smith (2 PRs)	1980
2 Paul Palmer (2 KRs)	1987
2 Dale Carter (2 PRs)	1992
2 Dante Hall (2 KRs)	2004
2 Dexter McCluster (2 PRs)	2013

Most Safeties, Career

3 Derrick Thomas	1989-98
2 Bill Maas	1984-92
2 Dan Saleaumua	1989-96
2 Joe Phillips	1992-97
1 Buck Buchanan	1963-75
1 Willie Lanier	1967-77
1 John Lohmeyer	1973, '75-77
1 Ed Beckman	1977-84
1 Dino Hackett	1986-92
1 Albert Lewis	1983-93
1 Rob McGovern	1989-90
1 Bernard Pollard	2006-08
1 Tamba Hali	2006-16
1 Justin Houston	2011-16
1 D.J. Alexander	2015-16

Most Safeties, Season

1 Buck Buchanan	1968
1 Willie Lanier	1974
1 John Lohmeyer	1976
1 Ed Beckman	1978
1 Dino Hackett	1988
1 Albert Lewis	1988
1 Bill Maas	1988, '90
1 Rob McGovern	1989
1 Dan Saleaumua	1991, '96
1 Derrick Thomas	1994, '97, '98
1 Joe Phillips	1997
1 Bernard Pollard	2007
1 Tamba Hali	2009
1 Justin Houston	2012
1 D.J. Alexander	2015

Most Two-Point Conversions, Career

3 Tony Gonzalez	1997-08
-----------------	---------

3 Travis Kelce	2013-16
2 Bo Dickinson	1960-61
2 Curtis McClinton	1962-69
2 Jerrel Wilson	1963-77
2 Reg Carolan	1964-68
2 Trent Green	2001-06
2 Eddie Kennison	2001-07

Most Two-Point Conversions, Season

2 Bo Dickinson	1961
2 Travis Kelce	2015

Most Two-Point Conversion Passes, Career

8 Len Dawson	1962-75
4 Trent Green	2001-06
4 Alex Smith	2013-17
2 Randy Duncan	1961
2 Elvis Grbac	1997-00

Rushing

Most Seasons Leading League in Rushing

1 Abner Haynes	1960
1 Christian Okoye	1989
1 Priest Holmes	2001

Most Rushing Attempts, Career

1,375 Larry Johnson	2003-09
1,332 Jamaal Charles	2008-16
1,321 Priest Holmes	2001-07
1,246 Christian Okoye	1987-92
1,157 Ed Podolak	1969-77

Most Rushing Attempts, Season

*416 Larry Johnson	2006
370 Christian Okoye	1989
336 Larry Johnson	2005
327 Priest Holmes	2001
320 Priest Holmes	2003
*NFL RECORD	

Most Rushing Attempts, Consecutive Seasons

752 Larry Johnson (336, 416)	2005-06
640 Priest Holmes (327, 313)	2001-02
633 Priest Holmes (313, 320)	2002-03
615 Christian Okoye (370, 245)	1989-90
574 Larry Johnson (416, 158)	2006-07

Most Rushing Attempts, Rookie, Season

234 Joe Delaney	1981
184 Kareem Hunt	2017
174 Robert Holmes	1968
157 Christian Okoye	1987
156 Abner Haynes	1960
147 Mike Garrett	1966

Most Rushing Attempts, Game

39 Larry Johnson vs. Seattle	Oct. 29, 2006
38 Christian Okoye at Green Bay	Dec. 10, 1989
37 Christian Okoye vs. Seattle	Nov. 5, 1989
36 Larry Johnson at Houston	Nov. 20, 2005
35 Barry Word vs. L.A. Raiders	Dec. 22, 1991

Most Rushing Yards, Career

7,260 Jamaal Charles	2008-16
6,070 Priest Holmes	2001-07
6,015 Larry Johnson	2003-09
4,897 Christian Okoye	1987-92
4,451 Ed Podolak	1969-77

Most Rushing Yards, Season (All 1,000+)

1,789 Larry Johnson	2006
1,750 Larry Johnson	2005
1,615 Priest Holmes	2002
1,555 Priest Holmes	2001
1,509 Jamaal Charles	2012
1,480 Christian Okoye	1989
1,467 Jamaal Charles	2010
1,420 Priest Holmes	2003
1,287 Jamaal Charles	2013
1,121 Joe Delaney	1981
1,120 Jamaal Charles	2009
1,087 Mike Garrett	1967
1,053 Tony Reed	1978
1,049 Abner Haynes	1962
1,031 Christian Okoye	1991
1,015 Barry Word	1990

Most Rushing Yards, Consecutive Seasons

3,539 Larry Johnson (1,750, 1,789)	2005-06
3,170 Priest Holmes (1,555, 1,615)	2001-02
3,035 Priest Holmes (1,615, 1,420)	2002-03
2,796 Jamaal Charles (1,509, 1,287)	2012-13
2,348 Larry Johnson (1,789, 559)	2006-07

Most Rushing Yards, Rookie, Season

1,121 Joe Delaney	1981
890 Kareem Hunt	2017
875 Abner Haynes	1960
866 Robert Holmes	1968
801 Mike Garrett	1966
660 Christian Okoye	1987
604 Curtis McClinton	1962

Most Rushing Yards, Game (All 200+)

259 Jamaal Charles at Denver	Jan. 3, 2010
233 Jamaal Charles at New Orleans	Sept. 23, 2012
226 Jamaal Charles vs. Indianapolis	Dec. 23, 2012
211 Larry Johnson at Houston	Nov. 20, 2005
201 Larry Johnson vs. Cincinnati	Jan. 1, 2006
200 Barry Word at Detroit	Oct. 14, 1990

Most Rushing Yards, Rookie, Game (All 150+)

193 Joe Delaney vs. Houston	Nov. 15, 1981
172 Kareem Hunt at Los Angeles Chargers	Sept. 24, 2017
161 Mike Garrett at San Diego	Dec. 18, 1966
158 Robert Holmes at Cincinnati	Nov. 10, 1968
157 Abner Haynes at N.Y. Titans	Nov. 24, 1960
150 Kolby Smith vs. Oakland	Nov. 25, 2007

Most Rushing Yards, Consecutive Games (All 300+)

361 (102, 259) J. Charles	Dec. 27, 2009 - Jan. 3, 2010
343 (132, 211) Larry Johnson	Nov. 13-20, 2005
332 (131, 201) L. Johnson	Dec. 24, 2005 - Jan. 1, 2006
330 (211, 119) Larry Johnson	Nov. 20-27, 2005
327 (155, 172) Larry Johnson	Oct. 29 - Nov. 5, 2006
321 (233, 88) Jamaal Charles	Sept. 23-30, 2012
319 (121, 198) Larry Johnson	Sept. 21-28, 2008
311 (154, 157) Larry Johnson	Nov. 19-23, 2006
310 (197, 113) Priest Holmes	Nov. 24 - Dec. 1, 2002
310 (143, 167) Larry Johnson	Dec. 11-17, 2005
301 (104, 197) Priest Holmes	Nov. 17-24, 2002

Most Rushing Yards vs. One Opponent, Season

315 (56, 259) Jamaal Charles vs. Denver	2009
289 (154, 135) Larry Johnson vs. Oakland	2006

283 (126, 157)	Larry Johnson vs. Denver	2006
282 (156, 126)	Christian Okoye vs. Seattle	1989
274 (113, 161)	Priest Holmes vs. Denver	2002

Most Games, 100 or More Rushing Yards, Career

30	Larry Johnson	2003-09
24	Priest Holmes	2001-07
23	Jamaal Charles	2008-16
14	Christian Okoye	1987-92
13	Abner Haynes	1960-65

Most Games, 100 or More Rushing Yards, Season

11	Larry Johnson	2006
10	Larry Johnson	2005
9	Priest Holmes	2002
8	Christian Okoye	1989
7	Priest Holmes	2001
7	Jamaal Charles	2012

Most Consecutive Games, 100 or More Rushing Yards

9	Larry Johnson	Nov. 6, 2005 - Jan. 1, 2006
5	Priest Holmes	Nov. 17 - Dec. 15, 2002
4	Larry Johnson	Nov. 19 - Dec. 10, 2006
4	Jamaal Charles	Dec. 13, 2009 - Jan. 3 2010
3	Joe Delaney	Oct. 4 - Oct. 18, 1981
3	Christian Okoye	Sept. 24 - Oct. 8, 1989
3	Christian Okoye	Oct. 22 - Nov. 5, 1989
3	Larry Johnson	Dec. 5 - Dec. 19, 2004
3	Larry Johnson	Oct. 22 - Nov. 5, 2006
3	Jamaal Charles	Nov. 25 - Dec. 9, 2012
3	Kareem Hunt	Sept.24 - Oct. 8, 2017

Longest Run From Scrimmage

91 (TD)	Jamaal Charles	Sept. 23, 2012
86 (TD)	Jamaal Charles	Dec. 23, 2012
84 (TD)	Ted McKnight at Seattle	Sept. 30, 1979
82 (TD)	Joe Delaney vs. Denver	Oct. 18, 1981
82 (TD)	Derrick Alexander vs. Pittsburgh	Dec. 12, 1999
80 (TD)	Abner Haynes at N.Y. Jets	Nov. 29, 1964
80 (TD)	Warren McVea vs. Cincinnati	Oct. 26, 1969
80	Jamaal Charles at St. Louis	Dec. 19, 2010
80 (TD)	Jamaal Charles at Cleveland	Dec. 9, 2012

Most Rushing Yards, QB, Career

1,552	Alex Smith	2013-17
1,253	Len Dawson	1962-75
712	Steve Fuller	1979-82
692	Trent Green	2001-06
682	Mike Livingston	1968-79

Most Rushing Yards, QB, Season

498	Alex Smith	2015
431	Alex Smith	2013
386	Tyler Thigpen	2008
274	Steve Fuller	1980
272	Len Dawson	1963
264	Steve Fuller	1979

Most 10+ Yard Rushes, Career

196	Jamaal Charles	2008-16
190	Priest Holmes	2001-07
137	Larry Johnson	2003-09
71	Marcus Allen	1993-97
63	Kimble Anders	1991-00

Most 10+ Yard Rushes, Season

53	Priest Holmes	2002
52	Priest Holmes	2001

49	Larry Johnson	2006
47	Larry Johnson	2005
45	Jamaal Charles	2010

Most 10+ Yard Rushes, Game

10	Priest Holmes at Oakland	Dec. 9, 2001
9	Priest Holmes at Seattle	Nov. 24, 2002
7	Larry Johnson at N.Y. Giants	Dec. 17, 2005
7	Jamaal Charles vs. Buffalo	Oct. 31, 2010

Highest Rushing Average, Career (400 attempts)

5.45	Jamaal Charles (1,332-7,260)	2008-16
4.80	Abner Haynes (794-3,814)	1960-64
4.60	Priest Holmes (1,321-6,070)	2001-07
4.57	Kimble Anders (495-2,261)	1991-00
4.44	Ted McKnight (528-2,344)	1977-81

Highest Rushing Average, Season (100 attempts)

6.38	Jamaal Charles (230-1,467)	2010
6.03	Ted McKnight (104-627)	1978
5.89	Jamaal Charles (190-1,120)	2009
5.61	Abner Haynes (156-875)	1960
5.49	Mack Lee Hill (105-576)	1964

Highest Rushing Average, Game (10 attempts)

14.27	A. Haynes at N.Y. Titans (11-157)	Nov. 24, 1960
12.25	T. McKnight at Seattle (12-147)	Sept. 30, 1979
11.58	E. Podolak vs. Denver (12-139)	Dec. 6, 1970
11.45	J. Charles at St. Louis (11-126)	Dec. 19, 2010
11.29	A. Haynes vs. Oakland (14-158)	Nov. 26, 1961

Most Rushing Touchdowns, Career

76	Priest Holmes	2001-07
55	Larry Johnson	2003-09
44	Marcus Allen	1993-97
43	Jamaal Charles	2008-16
40	Christian Okoye	1987-92
39	Abner Haynes	1960-65

Most Rushing Touchdowns, QB, Career

10	Alex Smith	2013-17
9	Len Dawson	1962-75
7	Mike Livingston	1968-79
6	Pete Beathard	1964-73
	Rich Gannon	1995-98

Most Rushing Touchdowns, Season

27	Priest Holmes	2003
21	Priest Holmes	2002
20	Larry Johnson	2005
17	Larry Johnson	2006
14	Priest Holmes	2004

Most Rushing Touchdowns, Consecutive Seasons

48	Priest Holmes (21, 27)	2002-03
41	Priest Holmes (27, 14)	2003-04
37	Larry Johnson (20, 17)	2005-06
29	Priest Holmes (8, 21)	2001-02
29	Larry Johnson (9, 20)	2004-05

Most Rushing Touchdowns, Rookie, Season

10	Billy Jackson	1981
9	Abner Haynes	1960
7	Robert Holmes	1968
6	Mike Garrett	1966
5	Jack Spikes	1960
5	Tony Reed	1977

Most Rushing Touchdowns, Game

4	Abner Haynes vs. Oakland	Nov. 26, 1961
---	--------------------------	---------------

4	Priest Holmes at Cleveland	Sept. 8, 2002
4	Priest Holmes vs. Atlanta	Oct. 24, 2004
4	Derrick Blaylock vs. Atlanta	Oct. 24, 2004
3	Jack Spikes vs. Houston	Oct. 1, 1961
3	Abner Haynes vs. Boston	Sept. 8, 1962
3	Bert Coan at Denver	Oct. 23, 1966
3	Ed Podolak at Detroit	Nov. 25, 1971
3	Ed Podolak vs. Cleveland	Dec. 12, 1976
3	Billy Jackson at Oakland	Oct. 25, 1981
3	Marcus Allen at Seattle	Dec. 5, 1993
3	Donnell Bennett at Philadelphia	Sept. 27, 1998
3	Bam Morris at San Diego	Nov. 22, 1998
3	Priest Holmes vs. Denver	Oct. 20, 2002
3	Priest Holmes vs. Pittsburgh	Sept. 14, 2003
3	Priest Holmes vs. Buffalo	Oct. 26, 2003
3	Priest Holmes vs. Detroit	Dec. 14, 2003
3	Priest Holmes at Minnesota	Dec. 20, 2003
3	Priest Holmes at Denver	Sept. 12, 2004
3	Priest Holmes vs. Indianapolis	Oct. 31, 2004
3	Larry Johnson at Dallas	Dec. 11, 2005
3	Larry Johnson vs. Cincinnati	Jan. 1, 2006
3	Larry Johnson vs. Seattle	Oct. 29, 2006
3	Larry Johnson vs. Jacksonville	Dec. 31, 2006
3	Jamaal Charles at Green Bay	Sept. 28, 2015

Most Rushing Touchdowns, Consecutive Games

7	Priest Holmes	Oct. 24-31, 2004
6	Priest Holmes	Dec. 14-20, 2003
5	Priest Holmes	5 times Last; Dec. 20-28, 2003
5	Larry Johnson	3 times Last; Oct. 22-29, 2006

Most Consecutive Games With Rushing Touchdown

11	Priest Holmes	Sept. 22 - Dec. 8, 2002
8	Priest Holmes	Nov. 23, 2003 - Sept. 19, 2004
8	Larry Johnson	Nov. 28, 2004 - Sept. 18, 2005
7	Larry Johnson	Nov. 20, 2005 - Jan. 1, 2006
7	Larry Johnson	Oct. 15 - Nov. 23, 2006

Most Rushing Touchdowns, QB, Season

5	Steve Bono	1995
	Alex Smith	2016
4	Pete Beathard	1965
	Steve Fuller	1980
3	Five Players Tied	

Passing

Most Seasons Leading League in Passing

4	Len Dawson	1962, 1964, 1966, 1968
---	------------	------------------------

Highest Passer Rating Career (1,000 attempts)

94.2	Alex Smith	2013-17
87.3	Trent Green	2001-06
83.2	Len Dawson	1962-75
81.8	Steve DeBerg	1988-91
80.6	Elvis Grbac	1997-00

Highest Passer Rating, Season (200 attempts)

104.5	Alex Smith	2017
101.9	Len Dawson	1966
98.8	Len Dawson	1968
98.4	Len Dawson	1962
98.0	Damon Huard	2006
96.3	Steve DeBerg	1990

Highest Passer Rating, Rookie, Season

112.3	Todd Blackledge	1983
-------	-----------------	------

66.9	Hunter Enis	1960
55.8	Steve Fuller	1979

Highest Passer Rating, Game (20 attempts)

158.3	Trent Green vs. Detroit	Dec. 14, 2003
158.3	Alex Smith at Oakland	Dec. 15, 2013
156.6	Steve Bono at Seattle	Sept. 3, 1995
154.3	Trent Green at Washington	Sept. 30, 2001
148.6	Alex Smith at New England	Sept. 7, 2017
147.6	Bill Kenney at San Diego	Dec. 16, 1984
146.0	Joe Montana at Tampa Bay	Sept. 5, 1993

Most 100.0+ Passer Rating Games, Career

30	Len Dawson	1962-75
27	Trent Green	2001-06
27	Alex Smith	2013-17
19	Steve DeBerg	1988-91
14	Bill Kenney	1980-88

Most 100.0+ Passer Rating Games, Season

10	Steve DeBerg	1990
7	Trent Green	2003
7	Trent Green	2004
7	Alex Smith	2017
6	Alex Smith	2015
6	Matt Cassel	2010

Most Passes Attempted, Career

3,696	Len Dawson	1962-75
2,777	Trent Green	2001-06
2,430	Bill Kenney	1979-88
2,300	Alex Smith	2013-17
1,751	Mike Livingston	1968-79
1,616	Steve DeBerg	1988-91

Most Passes Attempted, Season (All 500+)

603	Bill Kenney	1983
556	Trent Green	2004
547	Elvis Grbac	2000
523	Trent Green	2001
523	Trent Green	2003
520	Steve Bono	1995
508	Alex Smith	2013
507	Trent Green	2005

Most Passes Attempted, Consecutive Seasons

1,079	Trent Green (523, 556)	2003-04
1,063	Trent Green (556, 507)	2004-05
1,046	Elvis Grbac (499, 547)	1999-00
993	Trent Green (523, 470)	2001-02
993	Trent Green (470, 523)	2002-03

Most Passes Attempted, Rookie, Season

270	Steve Fuller	1979
54	Hunter Enis	1960
34	Todd Blackledge	1983

Most Passes Attempted, Game (All 50+)

55	Joe Montana at San Diego	Oct. 9, 1994
55	Steve Bono at Miami	Dec. 12, 1994
54	Joe Montana at Denver	Oct. 17, 1994
54	Steve Bono at San Diego	Sept. 29, 1996
53	Elvis Grbac at Oakland	Nov. 5, 2000
53	Trent Green at San Diego	Jan. 2, 2005
53	Matt Cassel at Denver	Nov. 14, 2010
52	Bill Kenney at Denver	Oct. 30, 1983
50	Bill Kenney vs. Buffalo	Nov. 30, 1986
50	Steve DeBerg at Cleveland	Nov. 24, 1991
50	Rich Gannon at Jacksonville	Nov. 9, 1997

50 Alex Smith at Pittsburgh Oct. 2, 2016

Most Passes Completed, Career

2,115 Len Dawson	1962-75
1,720 Trent Green	2001-06
1,500 Alex Smith	2013-17
1,330 Bill Kenney	1979-88
934 Steve DeBerg	1988-91
912 Mike Livingston	1968-79

Most Passes Completed, Season (All 300+)

369 Trent Green (556 att.)	2004
346 Bill Kenney (603 att.)	1983
330 Trent Green (523 att.)	2003
328 Alex Smith (461 att.)	2016
326 Elvis Grbac (547 att.)	2000
317 Trent Green (507 att.)	2005
308 Alex Smith (508 att.)	2013
307 Alex Smith (470 att.)	2015
303 Alex Smith (464 att.)	2014

Most Passes Completed, Consecutive Seasons (All 600+)

699 Trent Green (330, 369)	2003-04
686 Trent Green (369, 317)	2004-05
635 Alex Smith (307, 328)	2015-16
620 Elvis Grbac (294, 326)	1999-00
617 Trent Green (287, 330)	2002-03
611 Alex Smith (308, 303)	2013-14
610 Alex Smith (303, 307)	2014-15

Most Passes Completed, Rookie, Season

146 Steve Fuller	1979
30 Hunter Enis	1960
20 Todd Blackledge	1983

Most Passes Completed, Game (All 30+)

39 Elvis Grbac at Oakland	Nov. 5, 2000
37 Joe Montana at San Diego	Oct. 9, 1994
34 Joe Montana at Denver	Oct. 17, 1994
34 Trent Green at Denver	Dec. 7, 2003
34 Alex Smith vs. San Diego	Sept. 11, 2016
33 Steve Bono at Miami	Dec. 12, 1994
33 Trent Green at San Diego	Jan. 2, 2005
33 Matt Cassel at Denver	Nov. 14, 2010
32 Trent Green at Tampa Bay	Nov. 7, 2004
32 Trent Green vs. Oakland	Dec. 25, 2004
31 Bill Kenney at San Diego	Dec. 11, 1983
31 Elvis Grbac vs. Carolina	Dec. 10, 2000
31 Trent Green at San Diego	Oct. 30, 2005
31 Alex Smith at Pittsburgh	Dec. 21, 2014
31 Alex Smith at Cincinnati	Oct. 4, 2015
30 Steve DeBerg vs. Cleveland	Nov. 24, 1991
30 Elvis Grbac vs. Seattle	Nov. 21, 1999
30 Alex Smith at Pittsburgh	Oct. 2, 2016

Most Consecutive Passes Completed

15 Len Dawson at Houston	Sept. 9, 1967
15 Bill Kenney vs. San Diego (13) at Washington (2)	Sept. 12, 1983 Sept. 18, 1983
15 Alex Smith at Oakland	Oct. 16, 2016
15 Alex Smith at Atlanta	Dec. 4, 2016
14 Trent Green vs. Indianapolis	Oct. 31, 2004

Most Seasons Leading League

*8 Len Dawson	1962, '64-69, '75
---------------	-------------------

*NFL RECORD

Most Consecutive Seasons Leading League

*6 Len Dawson 1964-69

*NFL RECORD

Highest Completion Percentage, Career (1,000 attempts)

65.22 Alex Smith (2,300-1,500)	2013-17
61.94 Trent Green (1,777-1,720)	2001-06
57.97 Steve DeBerg (1,616-934)	1988-91
57.94 Elvis Grbac (1,548-897)	1997-00
57.35 Matt Cassel (1,489-854)	2009-12

Highest Completion Percentage, Season (100 attempts)

68.83 Alex Smith (369-254)	2017
67.08 Alex Smith (489-328)	2016
66.43 Len Dawson (140-93)	1975
66.37 Trent Green (556-369)	2004
65.32 Alex Smith (470-307)	2015
65.30 Alex Smith (464-303)	2014
63.09 Trent Green (523-330)	2003
62.52 Trent Green (507-317)	2005
62.05 Damon Huard (206-332)	2007

Highest Completion Percentage, Rookie, Season

58.82 Todd Blackledge (34-20)	1983
55.56 Hunter Enis (54-30)	1960
54.07 Steve Fuller (270-146)	1979

Highest Completion Percentage, Game (20 attempts)

86.36 A. Smith at Oakland (22-19)	Oct. 16, 2016
86.21 A. Smith vs. St. Louis (29-25)	Oct. 26, 2014
85.00 A. Smith at Oakland (20-17)	Dec. 15, 2013
84.00 A. Smith at Baltimore (25-21)	Dec. 20, 2015
84.00 A. Smith at Atlanta (25-21)	Dec. 4, 2016

Most Passing Yards, Career (All 10,000+)

28,507 Len Dawson	1962-75
21,459 Trent Green	2001-06
17,277 Bill Kenney	1979-88
16,439 Alex Smith	2013-17
11,873 Steve DeBerg	1988-91
11,295 Mike Livingston	1968-79
10,642 Elvis Grbac	1997-00

Most Passing Yards, Season (All 4,000+)

4,591 Trent Green	2004
4,348 Bill Kenney	1983
4,169 Elvis Grbac	2000
4,039 Trent Green	2003
4,014 Trent Green	2005

Most Passing Yards, Consecutive Seasons

8,630 Trent Green (4,039, 4,591)	2003-04
8,605 Trent Green (4,591, 4,014)	2004-05
7,729 Trent Green (3,690, 4,039)	2002-03
7,558 Elvis Grbac (3,389, 4,169)	1999-00
7,473 Trent Green (3,783, 3,690)	2001-02

Most Passing Yards, Rookie, Season

1,484 Steve Fuller	1979
357 Hunter Enis	1960
259 Todd Blackledge	1983

Most Passing Yards, Game (All 400+)

504 Elvis Grbac at Oakland	Nov. 5, 2000
469 Matt Cassel at Denver	Nov. 14, 2010
435 Len Dawson vs. Denver	Nov. 1, 1964
411 Bill Kenney at San Diego	Dec. 11, 1983

400 Trent Green at Green Bay Oct. 12, 2003

Most Games, 300 Yards Passing, Career

24 Trent Green	2001-06
15 Bill Kenney	1979-88
9 Len Dawson	1962-75
7 Elvis Grbac	1997-00
6 Alex Smith	2013-17
5 Steve DeBerg	1988-91

Most Games, 300 Yards Passing, Season

8 Trent Green	2004
7 Bill Kenney	1983
5 Elvis Grbac	2000
5 Trent Green	2003

Most Consecutive Games, 300 Yards Passing, Season

4 Bill Kenney	1983
4 Trent Green	2004
3 Elvis Grbac	2000
2 Joe Montana	1994
2 Steve Bono	1994
2 Trent Green	2001
2 Trent Green	2002
2 Trent Green	2003

Long Pass Completion (All TDs)

*99 Trent Green vs. San Diego (to Marc Boerigter)	Dec. 22, 2002
93 Mike Livingston vs. Miami (to Otis Taylor for 79 yards, lateral to Robert Holmes for 14 yards)	Oct. 19, 1969
92 Len Dawson at Denver (to Tommy Brooker)	Nov. 18, 1962
92 Len Dawson at Oakland (to Gloster Richardson)	Nov. 3, 1968
90 Len Dawson vs. Houston (to Frank Pitts)	Nov. 17, 1968
90 Steve DeBerg vs. San Diego (to J.J. Birden)	Nov. 18, 1990
*NFL RECORD	

Most 20+ Yard Passes, Career

274 Trent Green	2001-06
197 Alex Smith	2013-17
133 Elvis Grbac	1997-00
122 Matt Cassel	2009-12
73 Steve DeBerg	1990-91
68 Joe Montana	1993-94

Most 20+ Yard Passes, Season

59 Trent Green	2004
55 Elvis Grbac	2000
54 Trent Green	2003
51 Trent Green	2001
51 Trent Green	2005

Most 20+ Yard Passes, Game

9 Matt Cassel at Denver	Nov. 14, 2010
7 Dave Krieg at L.A. Raiders	Dec. 6, 1992
7 Rich Gannon at San Diego	Nov. 22, 1998
7 Elvis Grbac at Oakland	Nov. 5, 2000
7 Trent Green at Arizona	Oct. 21, 2001
7 Trent Green vs. Indianapolis	Oct. 31, 2004
6 12 times; Last M. Cassel vs. CLE	Dec. 20, 2009

Most Seasons Leading League

3 Len Dawson	1962, '66, '69
--------------	----------------

Highest Passing Average, Career (1,000 attempts)

7.73 Trent Green (2,777-21,459)	2001-06
7.71 Len Dawson (3,696-28,507)	1962-75
7.35 Steve DeBerg (1,616-11,873)	1988-91
7.15 Alex Smith (2,300-16,439)	2013-17
7.11 Bill Kenney (2,430-17,277)	1979-88
6.88 Elvis Grbac (1,548-10,643)	1997-00

Highest Passing Average, Season (Qualifiers)

9.42 Len Dawson (224-2,109)	1968
8.90 Len Dawson (310-2,759)	1962
8.90 Len Dawson (284-2,527)	1966

Highest Passing Average, Game (20 attempts)

15.76 S. DeBerg at New England (21-331)	Dec. 2, 1990
14.35 A. Smith at Oakland (20-287)	Dec. 15, 2013
13.90 T. Green vs. Denver (21-292)	Dec. 16, 2001
12.82 L. Dawson vs. Denver (22-282)	Dec. 19, 1965

Most Seasons Leading League

*4 Len Dawson	1962, '63, '65, '66
*NFL RECORD	

Most Touchdown Passes, Career

237 Len Dawson	1962-75
118 Trent Green	2001-06
105 Bill Kenney	1979-88
95 Alex Smith	2013-17
67 Steve DeBerg	1988-91

Most Touchdown Passes, Season

30 Len Dawson	1964
29 Len Dawson	1962
28 Elvis Grbac	2000
27 Trent Green	2004
27 Matt Cassel	2010
26 Len Dawson	1963, '66
26 Trent Green	2002

Most Touchdown Passes, Consecutive Seasons

56 Len Dawson (26, 30)	1963-64
55 Len Dawson (29, 26)	1962-63
51 Len Dawson (30, 21)	1964-65
51 Trent Green (24, 27)	2003-04
50 Elvis Grbac (22, 28)	1999-00
50 Len Dawson (26, 24)	1966-67
50 Trent Green (26, 24)	2002-03

Most Touchdown Passes, Rookie, Season

6 Steve Fuller	1979
3 Todd Blackledge	1983
1 Hunter Enis	1960

Most Touchdown Passes, Game

6 Len Dawson vs. Denver	Nov. 1, 1964
5 Len Dawson	2 times
Last; vs. Miami	Oct. 8, 1967
5 Elvis Grbac vs. San Diego	Sept. 17, 2000
5 Trent Green vs. Miami	Sept. 29, 2002
5 Alex Smith at Oakland	Dec. 15, 2013
4 Len Dawson	6 times
Last; at Baltimore	Sept. 28, 1970
4 Bill Kenney	4 times
Last; at Chicago	Nov. 1, 1987
4 Trent Green at Cleveland	Dec. 3, 2006
4 Matt Cassel	2 times
Last; at Indianapolis	Oct. 9, 2011
4 Alex Smith at New England	Sept. 7, 2017

Most Consecutive Games, Touchdown Passes

15	Elvis Grbac	Nov. 28, 1999 - Nov. 12, 2000
14	Len Dawson	Oct. 3, 1965 - Oct. 8, 1966
12	Len Dawson	Sept. 8, 1962 - Dec. 2, 1962
12	Trent Green	Nov. 28, 2001 - Oct. 20, 2002

Most Consecutive Passes, None Intercepted

312	Alex Smith	2015
297	Alex Smith	2016-17
233	Steve DeBerg	1990
202	Rich Gannon	1997-98
162	Matt Cassel	2010

Most Passes Had Intercepted, Career

178	Len Dawson	1962-75
86	Bill Kenney	1979-88
85	Trent Green	2001-06
83	Mike Livingston	1968-79
50	Steve DeBerg	1988-91

Most Attempts, No Interceptions, Game (All 40+)

53	Matt Cassel at Denver	Nov. 14, 2010
47	Trent Green at Denver	Dec. 7, 2003
45	Alex Smith at Cincinnati	Oct. 4, 2015
45	Bill Kenney at L.A. Raiders	Oct. 9, 1983
45	Steve DeBerg at Denver	Sept. 17, 1990
45	Trent Green at Green Bay	Oct. 12, 2003
45	Alex Smith at Denver	Nov. 17, 2013
45	Alex Smith at Pittsburgh	Dec. 21, 2014
44	Alex Smith at Denver	Nov. 27, 2016
43	Bill Kenney at Houston	Oct. 23, 1983
43	Rich Gannon at Denver	Dec. 6, 1998
43	Trent Green at Denver	Dec. 15, 2002
43	Trent Green at San Diego	Oct. 30, 2005
43	Matt Cassel vs. Buffalo	Dec. 13, 2009
42	Trent Green vs. Cleveland	Nov. 9, 2003
42	Trent Green at Cincinnati	Nov. 16, 2003
42	Alex Smith at Denver	Sept. 14, 2014
41	Todd Blackledge vs. Houston	Nov. 11, 1984
41	Steve Bono vs. San Diego	Oct. 9, 1995
41	Rich Gannon vs. Dallas	Dec. 13, 1998
41	Tyler Thigpen at San Diego	Nov. 9, 2008
40	Steve Bono vs. New England	Oct. 15, 1995
40	Elvis Grbac vs. San Diego	Oct. 16, 1997
40	Elvis Grbac vs. Oakland	Oct. 15, 2000

Most Passes Had Intercepted, Season

24	Trent Green	2001
23	Cotton Davidson	1961
19	Len Dawson	1963
19	Bill Kenney	1983
17	Len Dawson	1962, '67
17	Trent Green	2004

Most Passes Had Intercepted, Rookie, Season

14	Steve Fuller	1979
2	Hunter Enis	1960
2	Brodie Croyle	2006
1	Tyler Thigpen	2007
0	Todd Blackledge	1983

Most Interceptions, Game

6	Todd Blackledge vs. L.A. Rams	Oct. 20, 1985
5	Cotton Davidson at Houston	Oct. 16, 1960
5	Len Dawson vs. Oakland	Nov. 23, 1969
5	Mike Livingston vs. Pittsburgh	Oct. 13, 1974
5	Bill Kenney vs. San Diego	Sept. 20, 1981
5	Steve DeBerg at San Diego	Sept. 24, 1989

Lowest Percentage, Passes Had Intercepted, Career (1,000 att)

1.39	Alex Smith (2,300-32)	2013-17
------	-----------------------	---------

2.96	Matt Cassel (1,489-44)	2009-12
3.04	Elvis Grbac (1,548-47)	1997-00
3.09	Steve DeBerg (1,616-50)	1988-91
3.54	Bill Kenney (2,430-85)	1979-88

Lowest Percentage, Passes Had Intercepted, Season (200 att)

0.41	Damon Huard (244-1)	2006
0.90	Steve DeBerg (444-4)	1990
1.08	Alex Smith (369-4)	2017
1.29	Alex Smith (464-6)	2014
1.38	Alex Smith (508-7)	2013
1.49	Alex Smith (470-7)	2015
1.56	Matt Cassel (450-7)	2010
1.64	Alex Smith (489-8)	2016
1.69	Rich Gannon (354-6)	1998
1.83	Joe Montana (493-9)	1994

Times Sacked

195.0	Bill Kenney	1979-88
184.0	Alex Smith	2013-17
173.0	Trent Green	2001-06
133.0	Mike Livingston	1968-79
120.0	Steve Fuller	1979-82
109.0	Matt Cassel	2009-12
90.0	Len Dawson	1962-75

Times Sacked, Season

49.0	Steve Fuller	1980
48.0	Dave Krieg	1992
45.0	Alex Smith	2014
45.0	Alex Smith	2015
42.0	Matt Cassel	2009
41.0	Bill Kenney	1983
39.0	Trent Green	2001
39.0	Alex Smith	2013

Times Sacked, Game

10.0	Steve Fuller vs. Baltimore	Nov. 2, 1980
8.0	Steve Fuller at Pittsburgh	Dec. 5, 1982

Pass Receiving

Most Seasons Leading League

1	MacArthur Lane (66 recs.)	1976
1	Tony Gonzalez (102 recs.)	2004

Most Pass Receptions, Career

916	Tony Gonzalez	1997-08
532	Dwayne Bowe	2007-14
416	Henry Marshall	1976-87
410	Otis Taylor	1965-75
391	Chris Burford	1960-67

Most Seasons, 50 or More Pass Receptions

11	Tony Gonzalez	1998-08
6	Dwayne Bowe	2007-08, 2010-13
5	Kimble Anders	1994-98
5	Eddie Kennison	2002-06
4	Chris Burford	1961, '63-64, '66
4	Otis Taylor	1966-67, '71-72
4	Travis Kelce	2014-17
3	Carlos Carson	1983-84, '87
3	Stephone Paige	1986, '88, '90
3	Derrick Alexander	1998-00
3	Priest Holmes	2001-03

Most Pass Receptions, Season (All 80+)

102	Tony Gonzalez	2004
99	Tony Gonzalez	2007
96	Tony Gonzalez	2008
93	Tony Gonzalez	2000
87	Jeremy Maclin	2015

86 Dwayne Bowe	2008
85 Travis Kelce	2016
81 Dwayne Bowe	2011
80 Carlos Carson	1983

Most Pass Receptions, Consecutive Seasons

195 Tony Gonzalez (99, 96)	2007-08
180 Tony Gonzalez (102, 78)	2004-05
173 Tony Gonzalez (71, 102)	2003-04
172 Tony Gonzalez (73, 99)	2006-07
169 Tony Gonzalez (76, 93)	1999-00

Most Pass Receptions, Game (All 10+)

14 Tony Gonzalez at San Diego	Jan. 2, 2005
13 Dwayne Bowe at Denver	Nov. 14, 2010
13 Dwayne Bowe at Seattle	Nov. 28, 2010
12 Ed Podolak vs. Denver	Oct. 7, 1973
11 Chris Burford at Buffalo	Sept. 22, 1963
11 Emile Harry at Cleveland	Nov. 24, 1991
11 Kimble Anders vs. N.Y. Giants	Sept. 10, 1995
11 Tony Gonzalez at New England	Dec. 4, 2000
11 Dante Hall at Denver	Dec. 7, 2003
11 Tony Gonzalez vs. Oakland	Dec. 25, 2004
11 Jeremy Maclin at Cincinnati	Oct. 4, 2015
11 Travis Kelce vs. Denver	Dec. 25, 2016
10 Chris Burford at Boston	Oct. 12, 1962
10 Chris Burford vs. Buffalo	Oct. 13, 1963
10 Frank Jackson at N.Y. Jets	Nov. 29, 1964
10 Chris Burford at Boston	Sept. 25, 1966
10 Otis Taylor vs. Cincinnati	Oct. 15, 1972
10 Ed Podolak at Houston	Sept. 29, 1974
10 Stephone Paige at Denver	Sept. 17, 1990
10 J.J. Birden at Miami	Dec. 12, 1994
10 Kimble Anders vs. Denver	Nov. 16, 1998
10 Tony Gonzalez at Denver	Sept. 24, 2000
10 Tony Gonzalez vs. Carolina	Dec. 10, 2000
10 Tony Gonzalez vs. Cincinnati	Sept. 10, 2006
10 Tony Gonzalez vs. Green Bay	Nov. 4, 2007
10 Tony Gonzalez vs. San Diego	Dec. 2, 2007
10 Tony Gonzalez at Detroit	Dec. 23, 2007
10 Tony Gonzalez at San Diego	Nov. 9, 2008
10 Tony Gonzalez vs. Buffalo	Nov. 23, 2008
10 Dwayne Bowe at Cincinnati	Dec. 28, 2008
10 Tyreek Hill at Carolina	Nov. 13, 2016

Most Pass Receptions, Half

11 T. Gonzalez (2nd) at San Diego	Jan. 2, 2005
10 E. Harry (2nd) at Cleveland	Nov. 24, 1991
9 C. Burford (2nd) vs. Buffalo	Oct. 13, 1963
9 K. Anders (2nd) vs. N.Y. Giants	Sept. 10, 1995
9 T. Gonzalez (1st) vs. Oakland	Dec. 25, 2004

Most Consecutive Games, Pass Receptions

131 Tony Gonzalez	Dec. 4, 2000 - Dec. 28, 2008
83 Stephone Paige	Nov. 17, 1985 - Sept. 29, 1991
59 Travis Kelce	Sept. 7, 2014 - Present
55 Eddie Kennison	Dec. 9, 2001 - Oct. 2, 2005
48 Priest Holmes	Sept. 9, 2001 - Sept. 19, 2004

Most Receptions, Running Back, Career

369 Kimble Anders	1991-00
288 Ed Podolak	1969-77
285 Jamaal Charles	2008-16
251 Priest Holmes	2001-07
197 Abner Haynes	1960-64

Most Receptions, Running Back, Season

74 Priest Holmes	2003
------------------	------

70 Priest Holmes	2002
70 Jamaal Charles	2013
67 Kimble Anders	1994
66 MacArthur Lane	1976

Most Receptions, Tight End, Career

916 Tony Gonzalez	1997-08
286 Travis Kelce	2013-17
198 Fred Arbanas	1962-70
163 Walter White	1975-79
135 Jonathan Hayes	1985-93
111 Keith Cash	1992-96

Most Pass Receptions, Tight End, Season

102 Tony Gonzalez	2004
99 Tony Gonzalez	2007
96 Tony Gonzalez	2008
93 Tony Gonzalez	2000
85 Travis Kelce	2016

Most Pass Receptions, Rookie, Season

70 Dwayne Bowe	2007
61 Tyreek Hill	2016
55 Abner Haynes (RB)	1960
48 Sylvester Morris	2000
47 Tony Moeaki (TE)	2010

Most Receiving Yards, Career (All 6,000+)

10,940 Tony Gonzalez	1997-08
7,306 Otis Taylor	1965-75
7,155 Dwayne Bowe	2007-14
6,454 Henry Marshall	1976-87
6,360 Carlos Carson	1980-89
6,341 Stephone Paige	1983-91

Most Seasons, 1,000 or More Receiving Yards

4 Tony Gonzalez	2000, 2004, 2007-08
3 Carlos Carson	1983-84, '87
3 Dwayne Bowe	2008, 2010-11
2 Otis Taylor	1966, '71
2 Eddie Kennison	2004-05
1 Stephone Paige	1990
1 Andre Rison	1997
1 Derrick Alexander	2000
1 Jeremy Maclin	2015
1 Travis Kelce	2016

Most Receiving Yards, Season (All 1,000+)

1,391 Derrick Alexander	2000
1,351 Carlos Carson	1983
1,297 Otis Taylor	1966
1,258 Tony Gonzalez	2004
1,203 Tony Gonzalez	2000
1,172 Tony Gonzalez	2007
1,162 Dwayne Bowe	2010
1,159 Dwayne Bowe	2011
1,125 Travis Kelce	2016
1,110 Otis Taylor	1971
1,102 Eddie Kennison	2005
1,092 Andre Rison	1997
1,086 Eddie Kennison	2004
1,078 Carlos Carson	1984
1,058 Tony Gonzalez	2008
1,044 Carlos Carson	1987
1,034 Jeremy Maclin	2015
1,022 Dwayne Bowe	2008
1,021 Stephone Paige	1990

Most Receiving Yards, Consecutive Seasons

2,429	Carlos Carson (1,351, 1,078)	1983-84
2,321	Dwayne Bowe (1,162, 1,159)	2010-11
2,255	Otis Taylor (1,297, 958)	1966-67
2,230	Tony Gonzalez (1,172, 1,058)	2007-08
2,223	Derrick Alexander (832, 1,391)	1999-00
2,188	Eddie Kennison (1,086, 1,102)	2004-05

Most Receiving Yards, Game

309	Stephone Paige vs. San Diego	Dec. 22, 1985	(8 Receptions)
213	Curtis McClinton vs. Denver	Dec. 19, 1965	(5 Receptions)
210	Larry Brunson vs. San Diego	Nov. 10, 1974	(9 Receptions)
206	Stephone Paige at Denver	Sept. 17, 1990	(10 Receptions)
197	Carlos Carson at San Diego	Oct. 25, 1987	(9 Receptions)

Most Games, 100 or More Receiving Yards, Career

26	Tony Gonzalez	1997-08
19	Otis Taylor	1965-75
18	Carlos Carson	1980-88
17	Eddie Kennison	2001-07
15	Dwayne Bowe	2007-14

Most Games, 100 or More Receiving Yards, Season

6	Otis Taylor	1966
6	Carlos Carson	1983
6	Derrick Alexander	2000
6	Tony Gonzalez	2000
6	Tony Gonzalez	2004
6	Travis Kelce	2016
5	Eddie Kennison	2004
5	Eddie Kennison	2005
5	Tony Gonzalez	2007
5	Dwayne Bowe	2010

Most Consecutive Games, 100 or More Receiving Yards, Season

4	Tony Gonzalez	2000
4	Travis Kelce	2016
3	Frank Jackson	1964
3	Otis Taylor	1966
3	Willie Davis	1992
3	Dwayne Bowe	2010

Longest Pass Receptions (All TDs)

*99	Marc Boerigter vs. San Diego		(from Trent Green)	Dec. 22, 2002
92	Tommy Brooker at Denver		(from Len Dawson)	Nov. 18, 1962
92	Gloster Richardson at Oakland		(from Len Dawson)	Nov. 3, 1968
90	Frank Pitts vs. Boston		(from Len Dawson)	Nov. 17, 1968
90	J.J. Birden vs. San Diego		(from Steve DeBerg)	Nov. 18, 1990
89	Otis Taylor vs. Miami		(from Len Dawson)	Nov. 13, 1966
86	Stephone Paige vs. New England		(from Steve DeBerg)	Dec. 2, 1990
86	Derrick Alexander at Chicago		(from Elvis Grbac)	Sept. 12, 1999
	*NFL RECORD			

Most Receiving Yards, Running Back, Career

2,829	Kimble Anders	1991-00
2,739	Abner Haynes	1960-65

2,457	Jamaal Charles	2008-16
2,456	Ed Podolak	1969-77
2,377	Priest Holmes	2001-07

Most Receiving Yards, Running Back, Season

693	Jamaal Charles	2013
690	Priest Holmes	2003
672	Priest Holmes	2002
614	Priest Holmes	2001
590	Curtis McClinton	1965

Most Receiving Yards, Running Back, Game

213	Curtis McClinton vs. Denver	Dec. 19, 1965
195	Jamaal Charles at Oakland	Dec. 15, 2013
149	Abner Haynes vs. San Diego	Oct. 20, 1963
130	Johnny Robinson vs. Buffalo	Dec. 18, 1960
129	Spencer Ware vs. San Diego	Sept. 11, 2016
127	Abner Haynes at N.Y. Titans	Dec. 3, 1961

Most Games, 100 or More Receiving Yards, RB, Career

5	Abner Haynes	1960-65
5	Priest Holmes	2001-07
3	Johnny Robinson	1960-71
3	Paul Palmer	1987-88
2	Curtis McClinton	1962-69
2	Larry Johnson	2003-09
2	Jamaal Charles	2008-16

Most Games, 100 or More Receiving Yards, RB, Season

3	Paul Palmer	1988
2	Johnny Robinson	1960
2	Abner Haynes	1964
2	Priest Holmes	2001

Most Receiving Yards, Tight End, Career (All 1,000+)

10,940	Tony Gonzalez	1997-08
3,639	Travis Kelce	2013-17
3,101	Fred Arbanas	1962-70
2,396	Walter White	1975-79
1,541	Jonathan Hayes	1985-93
1,046	Keith Cash	1992-96
1,009	Tony Moeaki	2010-12

Most Receiving Yards, Tight End, Season

1,258	Tony Gonzalez	2004
1,203	Tony Gonzalez	2000
1,172	Tony Gonzalez	2007
1,125	Travis Kelce	2016
1,058	Tony Gonzalez	2008

Most Receiving Yards, Tight End, Game

160	Travis Kelce vs. Denver	Dec. 25, 2016
147	Tony Gonzalez at New England	Dec. 4, 2000
144	Tony Gonzalez at San Diego	Jan. 2, 2005
140	Tony Gonzalez vs. Miami	Sept. 29, 2002
140	Tony Gonzalez vs. San Diego	Dec. 2, 2007
140	Travis Kelce at Atlanta	Dec. 4, 2016

Most Receiving Yards, Rookie, Season

995	Dwayne Bowe	2007
789	Chris Burford	1960
678	Sylvester Morris	2000
611	Johnny Robinson (RB)	1960
593	Tyreek Hill	2016
576	Abner Haynes (RB)	1960

Highest Receiving Average, Career (200 receptions)

18.12	Carlos Carson (351-6,360)	1980-89
17.82	Otis Taylor (410-7,306)	1965-75
17.30	Derrick Alexander (213-3,685)	1998-01
16.82	Stephone Paige (377-6,341)	1983-91
16.29	Eddie Kennison (321-5,230)	2001-07

Highest Receiving Average, Season (24 receptions)

22.36	Otis Taylor (58-1,297)	1966
21.93	Stephone Paige (43-943)	1985
21.83	Frank Pitts (30-655)	1968

Highest Receiving Average, Game (3 receptions)

42.60	C. McClinton vs. Denver (5-213)	Dec. 19, 1965
40.00	J. Robinson vs. N.Y. Titans (3-120)	Oct. 2, 1960
39.67	Otis Taylor at Denver (3-119)	Dec. 14, 1968

Most Receiving Touchdowns, Career

76	Tony Gonzalez	1997-08
57	Otis Taylor	1965-75
55	Chris Burford	1960-67
49	Stephone Paige	1983-91
44	Dwayne Bowe	2007-14

Most Receiving Touchdowns, Season

15	Dwayne Bowe	2010
12	Chris Burford	1962
11	Otis Taylor	1967
11	Stephone Paige	1986
11	Tony Gonzalez	1999
10	Stephone Paige	1985
10	Derrick Alexander	2000
10	Tony Gonzalez	2003
10	Tony Gonzalez	2008

Most Receiving Touchdowns, Consecutive Seasons

21	Chris Burford (12, 9)	1962-63
21	Stephone Paige (10, 11)	1985-86
20	Tony Gonzalez (11, 9)	1999-00
20	Dwayne Bowe (15, 5)	2010-11
19	Otis Taylor (8, 11)	1966-67
19	Dwayne Bowe (4, 15)	2009-10

Most Receiving Touchdowns, Rookie, Season

6	Fred Arbanas	1962
6	Stephone Paige	1983
6	Tyreek Hill	2016
5	Chris Burford	1960
5	Otis Taylor	1965
5	Bill Jones	1990
5	Tim Barnett	1991
5	Dwayne Bowe	2007

Most Receiving Touchdowns, Game

4	Frank Jackson at San Diego	Dec. 13, 1964
4	Jamaal Charles at Oakland	Dec. 15, 2013
3	Chris Burford at Oakland	Sept. 23, 1962
3	Chris Burford at Boston	Sept. 25, 1966
3	Otis Taylor at Denver	Dec. 17, 1967
3	Otis Taylor at N.Y. Jets	Nov. 16, 1969
3	Sylvester Morris vs. San Diego	Sept. 17, 2000
3	Tony Gonzalez vs. Miami	Sept. 29, 2002
3	Dwayne Bowe at Seattle	Nov. 28, 2010

Most Consecutive Games, Touchdown Receptions

7	Dwayne Bowe	Oct. 17, 2010 - Nov. 28, 2010
5	Chris Burford	Sept. 8, 1962 - Oct. 12, 1962
5	Otis Taylor	Oct. 23, 1966 - Nov. 20, 1966

4	Curtis McClinton	Sept. 11, 1966 - Oct. 2, 1966
4	Willie Frazier	Sept. 17, 1972 - Oct. 8, 1972
4	Otis Taylor	Sept. 25, 1972 - Oct. 15, 1972
4	Tony Gonzalez	Sept. 24, 2000 - Oct. 22, 2000
4	Tony Gonzalez	Dec. 7, 2008 - Dec. 28, 2008

Highest TD Catch Percentage, Season (20 recs.)

40.0	Marc Boerigter (20 recs., 8 TDs)	2002
33.3	Chris Burford (45 recs., 12 TDs)	1962
27.3	Gloster Richardson (22 recs., 6 TDs)	1968
25.0	Fred Arbanas (20 recs., 5 TDs)	1967
23.5	Fred Arbanas (34 recs., 8 TDs)	1964

Most 20+ Yard Receptions, Career

130	Tony Gonzalez	1997-08
101	Dwayne Bowe	2007-14
81	Eddie Kennison	2001-07
64	Derrick Alexander	1998-01
53	Willie Davis	1991-95
53	Travis Kelce	2013-17

Most 20+ Yard Receptions, Season

24	Derrick Alexander	2000
20	Derrick Alexander	1998
19	Tony Gonzalez	2004
19	Dwayne Bowe	2010
19	Dwayne Bowe	2011
18	Eddie Kennison	2004

Most 20+ Yard Receptions, Game

5	Derrick Alexander at San Diego	Nov. 22, 1998
4	Derrick Alexander vs. St. Louis	Oct. 22, 2000
4	Eddie Kennison vs. Jacksonville	Dec. 31, 2006
4	Dwayne Bowe at Denver	Nov. 14, 2010
3	37 times; Last, Travis Kelce at New York Giants	Nov. 19, 2017

Total Yards From Scrimmage

Most Attempts From Scrimmage, Career

1,617	Jamaal Charles (1,332 rush, 285 rec.)	2008-16
1,572	Priest Holmes (1,321 rush, 251 rec.)	2001-07
1,526	Larry Johnson (1,375 rush, 151 rec.)	2003-09
1,445	Ed Podolak (1,157 rush, 288 rec.)	1969-77
1,288	Christian Okoye (1,246 rush, 42 rec.)	1987-92
1,073	Marcus Allen (932 rush, 141 rec.)	1993-97

Most Attempts From Scrimmage, Season

457	Larry Johnson (416 rush, 41 rec.)	2006
394	Priest Holmes (320 rush, 74 rec.)	2003
389	Priest Holmes (327 rush, 62 rec.)	2001
383	Priest Holmes (313 rush, 70 rec.)	2002
372	Christian Okoye (370 rush, 2 rec.)	1989

Most Attempts From Scrimmage, Game

41	(39 rush, 2 rec.)	L. Johnson vs. Seattle	Oct. 29, 2006
39	(33 rush, 6 rec.)	J. Charles at New Orleans	Sept. 23, 2012
38	(38 rush, 0 rec.)	C. Okoye at Green Bay	Dec. 10, 1989
38	(33 rush, 5 rec.)	L. Johnson vs. JAX	Dec. 31, 2006
37	(37 rush, 0 rec.)	C. Okoye vs. Seattle	Nov. 5, 1989
37	(36 rush, 1 rec.)	L. Johnson at Houston	Nov. 20, 2005

Most Yards From Scrimmage, Career

10,954 Tony Gonzalez (14 rush, 10,940 rec.)	1997-08
9,717 Jamaal Charles (7,260 rush, 2,457 rec.)	2008-16
8,447 Priest Holmes (6,070 rush, 2,377 rec.)	2001-07
7,467 Otis Taylor (161 rush, 7,306 rec.)	1965-75
7,384 Larry Johnson (6,015 rush, 1,369 rec.)	2003-09

Most Yards From Scrimmage, Season

2,287 Priest Holmes (1,615 rush, 672 rec.)	2002
2,199 Larry Johnson (1,789 rush, 410 rec.)	2006
2,169 Priest Holmes (1,555 rush, 614 rec.)	2001
2,110 Priest Holmes (1,420 rush, 690 rec.)	2003
2,093 Larry Johnson (1,750 rush, 343 rec.)	2005

Most Yards From Scrimmage, Game

309 Stephone Paige vs. San Diego (0 rush, 309 rec.)	Dec. 22, 1985
307 Priest Holmes at Seattle (197 rush, 110 rec.)	Nov. 24, 2002
288 Jamaal Charles at New Orleans (233 rush, 55 rec.)	Sept. 23, 2012
277 Priest Holmes at Oakland (168 rush, 109 rec.)	Dec. 9, 2001
262 Jamaal Charles at Denver (259 rush, 3 rec.)	Jan. 3, 2009

Yards Per Touch Average, RB, Career (350 touches)

6.60 Abner Haynes (993-6,553)	1960-64
6.57 Jamaal Charles (1,668-10,963)	2008-16
5.89 Kimble Anders (864-5,890)	1991-00
5.53 Curtis McClinton (916-5,069)	1962-69
5.48 Tony Reed (651-3,566)	1977-80

Yards Per Touch Average, RB, Season (200 touches)

7.0 Jamaal Charles (275-1,935)	2010
6.9 Abner Haynes (211-1,451)	1960
6.6 Abner Haynes (213-1,399)	1961
6.2 Abner Haynes (260-1,622)	1962
6.2 Jamaal Charles (230-1,417)	2009

Combined Yardage

Most Combined Attempts, Career (All 1,000+)

1,668 Jamaal Charles	2008-16
1,572 Priest Holmes	2001-07
1,569 Ed Podolak	1969-77
1,526 Larry Johnson	2003-09
1,289 Christian Okoye	1987-92
1,114 Abner Haynes	1960-65

Most Combined Attempts, Season (All 300+)

457 Larry Johnson	2006
394 Priest Holmes	2003
389 Priest Holmes	2001
383 Priest Holmes	2002
372 Christian Okoye	1989
329 Jamaal Charles	2013
320 Jamaal Charles	2012

Most Combined Attempts, Game

41 Larry Johnson vs. Seattle	Oct. 29, 2006
39 Jamaal Charles at New Orleans	Sept. 23, 2012
38 Christian Okoye at Green Bay	Dec. 10, 1989
38 Larry Johnson vs. Jacksonville	Dec. 31, 2006
37 Christian Okoye vs. Seattle	Nov. 5, 1989
37 L. Johnson at Houston	Nov. 20, 2005
36 Abner Haynes at Denver	Oct. 30, 1960
36 Derrick Blaylock at New Orleans	Nov. 14, 2004

36 L. Johnson vs. New England	Nov. 27, 2005
36 L. Johnson vs. San Diego	Dec. 24, 2005

Most Combined Yards, Career (All 7,500+)

12,356 Dante Hall	2000-06
10,963 Tony Gonzalez	1997-08
10,963 Jamaal Charles	2008-16
8,447 Abner Haynes	1960-65
8,447 Priest Holmes	2001-07
8,343 Ed Podolak	1969-77
7,677 Carlos Carson	1980-89

Most Combined Yards, Season

2,446 Dante Hall	2003
2,342 Jamaal Charles	2009
2,287 Priest Holmes	2002
2,236 Dante Hall	2004
2,283 Dante Hall	2005

Most Combined Yards, Game

309 Stephone Paige vs. San Diego	Dec. 22, 1985
307 Priest Holmes at Seattle	Nov. 24, 2002
296 Dante Hall at Denver	Dec. 7, 2003
290 Noland Smith at San Diego	Oct. 15, 1967
288 Jamaal Charles at New Orleans	Sept. 23, 2012

Punting

Most Seasons Leading League

*4 Jerrel Wilson	1965, '68, '72-73
*NFL RECORD	
1 Bob Grupp	1979
1 Jim Arnold	1984

Most Punts, Career

1,018 Jerrel Wilson	1963-77
1,017 Dustin Colquitt	2005-17
421 Louie Aguiar	1994-98
284 Jim Arnold	1983-85
272 Bryan Barker	1990-93

Most Punts, Season

101 Daniel Pope	1999
99 Lewis Colbert	1986
98 Jim Arnold	1984
96 Dustin Colquitt	2009
95 Dustin Colquitt	2007

Most Punts, Game

11 Bob Grupp vs. Baltimore	Sept. 2, 1979
11 Jim Arnold at San Francisco	Nov. 17, 1985
11 Kelly Goodburn vs. Cleveland	Nov. 19, 1989
11 Louie Aguiar vs. San Diego	Nov. 13, 1994
11 Dustin Colquitt at Chicago	Dec. 4, 2011
10 Jerrel Wilson at N.Y. Jets	Sept. 18, 1965
10 Jerrel Wilson vs. Denver	Oct. 6, 1974
10 Kelly Goodburn at N.Y. Jets	Oct. 2, 1988
10 Todd Sauerbrun at San Diego	Nov. 26, 2000
10 Dustin Colquitt at N.Y. Jets	Dec. 30, 2007
10 Dustin Colquitt at Jacksonville	Sept. 8, 2013

Longest Punt (All 70+)

81 Dustin Colquitt vs. San Diego	Dec. 2, 2007
76 Dan Stryzinski vs. Oakland	Sept. 9, 2001
74 Bob Grupp vs. San Diego	Nov. 4, 1979
73 Dustin Colquitt vs. Oakland	Sept. 14, 2008
72 Jerrel Wilson at San Diego	Sept. 29, 1963
72 Dustin Colquitt at Oakland	Dec. 23, 2006
72 Dustin Colquitt at St. Louis	Dec. 19, 2010

71 Dustin Colquitt at Oakland	Dec. 16, 2012
70 Jerrel Wilson at Denver	Oct. 11, 1964
70 Jerrel Wilson vs. Buffalo	Oct. 18, 1964
70 Jerrel Wilson vs. Houston	Nov. 28, 1968
70 Dustin Colquitt at Jacksonville	Nov. 8, 2009

Most Punting Yards, Career

45,611 Dustin Colquitt	2005-17
44,218 Jerrel Wilson	1963-77
17,930 Louie Aguiar	1994-98
11,934 Jim Arnold	1983-85
11,267 Bryan Barker	1990-93

Most Punting Yards, Season

4,397 Jim Arnold	1984
4,361 Dustin Colquitt	2009
4,322 Dustin Colquitt	2007
4,218 Daniel Pope	1999
4,084 Dustin Colquitt	2011

Highest Punting Average, Career (200 punts)

44.85 Dustin Colquitt (1,017-45,611)	2005-17
43.44 Jerrel Wilson (1,018-44,218)	1963-77
42.59 Louie Aguiar (421-17,930)	1994-98
42.02 Jim Arnold (284-11,934)	1983-85

Highest Punting Average, Season (50 punts)

46.83 Dustin Colquitt (83-3,887)	2012
46.03 Dustin Colquitt (87-4,005)	2013
45.89 Dustin Colquitt (89-4,084)	2011
45.70 Dustin Colquitt (65-2,971)	2015
45.53 Jerrel Wilson (80-3,642)	1973
45.49 Dustin Colquitt (95-4,322)	2007

Highest Punting Average, Game (4 punts)

57.20 Dustin Colquitt vs. San Diego (5-286)	Oct. 31, 2011
56.40 Jerrel Wilson vs. Boston (5-282)	Oct. 11, 1970
55.60 Louie Aguiar at Arizona (5-278)	Oct. 1, 1995
54.75 Jerrel Wilson vs. Boston (4-129)	Oct. 3, 1965

Highest Net Punting Average, Career (200 Punts)

39.64 Dustin Colquitt	2005-17
35.48 Louie Aguiar	1994-98
35.42 Jerrel Wilson	1963-77
35.13 Bob Grupp	1979-81
34.82 Bryan Barker	1990-93

Highest Net Punting Average, Season (50 Punts)

40.84 Dustin Colquitt	2015
40.78 Dustin Colquitt	2009
40.78 Dustin Colquitt	2012
40.66 Dustin Colquitt	2016
40.57 Dustin Colquitt	2017
40.48 Dustin Colquitt	2014

Highest Net Punting Average, Game (4 Punts)

52.50 Dustin Colquitt vs. Denver	Sept. 15, 2015
52.00 Dustin Colquitt at Indianapolis	Oct. 10, 2010
51.86 Dustin Colquitt at Oakland	Dec. 16, 2012
51.25 Dustin Colquitt vs. San Diego	Sept. 30, 2012
48.80 Dustin Colquitt at Miami	Sept. 21, 2014

Most Consecutive Punts, None Blocked

377 Louie Aguiar	1994-98
356 Dustin Colquitt	2013-17
256 Jerrel Wilson	1968-71
233 Jim Arnold	1983-85

Punts Had Blocked, Career

12 Jerrel Wilson	1963-77
4 Dustin Colquitt	2005-17
2 Bob Grupp	1979-81
2 Jim Arnold	1983-85
2 Bryan Barker	1990-93
2 Daniel Pope	1999

Punts Had Blocked, Season

2 Jerrel Wilson	1974
2 Jim Arnold	1985
2 Daniel Pope	1999

Punts Had Blocked, Game

2 Jim Arnold vs. Denver	Oct. 27, 1985
-------------------------	---------------

Most Punts Inside the 20, Career

415 Dustin Colquitt	2005-17
117 Louie Aguiar	1994-98
62 Bryan Barker	1990-93
58 Jim Arnold	1983-85
54 Kelly Goodburn	1987-90

Most Punts Inside the 20, Season

45 Dustin Colquitt	2012
41 Dustin Colquitt	2009
38 Dustin Colquitt	2016
37 Dustin Colquitt	2015
35 Dustin Colquitt	2013

Punt Returns

Most Punt Returns, Career

220 J.T. Smith	1979-84
188 Dante Hall	2000-06
181 Tamarick Vanover	1995-99
105 Javier Arenas	2010-12
86 Ed Podolak	1969-77

Most Punt Returns, Season

58 J.T. Smith	1979
58 Dexter McCluster	2013
51 Tamarick Vanover	1995
51 Tamarick Vanover	1999
50 J.T. Smith	1981

Most Punt Returns, Game

8 Ed Podolak vs. San Diego	Nov. 10, 1974
8 De'Anthony Thomas vs. Oakland	Dec. 14, 2014
7 J.T. Smith vs. Baltimore	Sept. 2, 1979
7 J.T. Smith vs. N.Y. Giants	Oct. 21, 1979
7 Tamarick Vanover vs. Detroit	Sept. 26, 1999
7 Tamarick Vanover at Denver	Dec. 5, 1999
7 Eddie Drummond at Oakland	Oct. 21, 2007
7 Dexter McCluster at Jacksonville	Sept. 8, 2013
7 Dexter McCluster at Washington	Dec. 8, 2013

Most Seasons Leading League

2 J.T. Smith	1979-80
--------------	---------

Most Punt Return Yards, Career

2,322 J.T. Smith	1979-84
1,930 Tamarick Vanover	1995-99
1,882 Dante Hall	2000-06
1,029 Javier Arenas	2010-12
959 Dexter McCluster	2010-13

Most Punt Return Yards, Season

686 Dexter McCluster	2013
----------------------	------

640 Tamarick Vanover	1999
612 J.T. Smith	1979
592 Tyreek Hill	2016
581 J.T. Smith	1980

Most Punt Return Yards, Game

177 Dexter McCluster at Washington	Dec. 8, 2013
156 De'Anthony Thomas vs. Oakland	Dec. 14, 2014
141 J.T. Smith vs. Oakland	Sept. 23, 1979
130 Tamarick Vanover vs. New Orleans	Dec. 21, 1997
128 Dante Hall vs. Arizona	Dec. 1, 2002

Longest Punt Return (All TDs)

95 Tyreek Hill at San Diego	Jan. 1, 2017
94 Dexter McCluster vs. San Diego	Sept. 13, 2010
93 Dante Hall vs. Denver	Oct. 5, 2003
90 Dante Hall vs. Arizona	Dec. 1, 2002
89 Dexter McCluster vs. N.Y. Giants	Sept. 29, 2013

Most Seasons Leading League

1 Abner Haynes	1960
1 Noland Smith	1968
1 Ed Podolak	1970
1 J.T. Smith	1980
1 Dante Hall	2003
1 Tyreek Hill	2016

Highest Punt Return Average, Career (50 returns)

12.98 Tyreek Hill (58-753)	2016-17
12.14 Dexter McCluster (79-959)	2010-13
11.11 Noland Smith (53-589)	1967-69
10.87 Abner Haynes (54-587)	1960-64
10.66 Tamarick Vanover (181-1,930)	1995-99
10.60 J.T. Smith (216-2,289)	1978-84

Highest Punt Return Average, Season (12 returns)

16.28 Dante Hall (29-472)	2003
15.54 Dexter McCluster (13-202)	2010
15.36 Abner Haynes (14-215)	1960
15.18 Tyreek Hill (39-592)	2016
15.00 Noland Smith (18-270)	1968

Highest Punt Return Average, Game (3 returns)

35.00 D. Hall vs. Denver (3-105)	Oct. 5, 2003
33.33 D. McCluster vs. San Diego (3-100)	Sept. 13, 2010
28.67 M. Garrett at Buffalo (3-86)	Sept. 11, 1966
28.67 N. Smith vs. N.Y. Jets (3-86)	Sept. 15, 1968
28.25 D. McCluster vs. N.Y. Giants (4-113)	Sept. 29, 2013

Most Punt Return Touchdowns, Career

5 Dante Hall	2000-06
4 J.T. Smith	1979-84
4 Tamarick Vanover	1995-99

Most Punt Return Touchdowns, Season

2 J.T. Smith	1979
2 J.T. Smith	1980
2 Dale Carter	1992
2 Tamarick Vanover	1999
2 Dante Hall	2002
2 Dante Hall	2003
2 Dexter McCluster	2013
2 Tyreek Hill	2016

Most Punt Return Touchdowns, Game

1 28 times	
Last; Tyreek Hill at Houston	Oct. 8, 2017

Kickoff Returns

Most Kickoff Returns, Career

360 Dante Hall	2000-06
212 Tamarick Vanover	1995-99
84 Dave Grayson	1961-64
72 Knile Davis	2013-16
68 Noland Smith	1967-69

Most Kickoff Returns, Season

68 Dante Hall	2004
65 Dante Hall	2005
57 Dante Hall	2002
57 Dante Hall	2003
53 Dante Hall	2006

Most Kickoff Returns, Game

9 Noland Smith vs. Oakland	Nov. 23, 1967
9 Paul Palmer at Seattle	Sept. 20, 1987

Most Kickoff Return Yards, Career

8,644 Dante Hall	2000-06
5,099 Tamarick Vanover	1995-99
2,231 Dave Grayson	1961-64
1,942 Knile Davis	2013-16
1,822 Noland Smith	1967-69
1,326 Abner Haynes	1960-64

Most Kickoff Return Yards, Season

1,718 Dante Hall	2004
1,560 Dante Hall	2005
1,478 Dante Hall	2003
1,354 Dante Hall	2002
1,308 Tamarick Vanover	1997

Most Kickoff Return Yards, Game (All 200+)

251 Jon Vaughn at Miami	Dec. 12, 1994
244 Noland Smith at San Diego	Oct. 15, 1967
234 Dante Hall vs. Philadelphia	Oct. 2, 2005
233 Dante Hall vs. San Diego	Nov. 28, 2004
221 Paul Palmer at Seattle	Sept. 20, 1987
206 Noland Smith vs. Oakland	Nov. 23, 1967

Longest Kickoff Return (All TDs)

108 Knile Davis vs. Denver	Dec. 1, 2013
106 Noland Smith at Denver	Dec. 17, 1967
100 Dante Hall vs. Pittsburgh	Sept. 14, 2003
99 Dave Grayson at Denver	Sept. 7, 1963
99 Tamarick Vanover at Seattle	Sept. 3, 1995
99 Knile Davis vs. St. Louis	Oct. 26, 2014
97 Boyce Green at Pittsburgh	Dec. 21, 1986
97 Tamarick Vanover at Denver	Oct. 27, 1996
97 Dante Hall at Baltimore	Sept. 28, 2003
97 Dante Hall vs. Denver	Dec. 19, 2004
97 Jamaal Charles vs. Pittsburgh	Nov. 22, 2009

Most Seasons Leading League

1 Dave Grayson	1961
----------------	------

Highest Kickoff Return Average, Career (50 returns)

26.97 Knile Davis (72-1,942)	2013-16
26.79 Noland Smith (68-1,822)	1967-69
26.56 Dave Grayson (84-2,231)	1961-64
25.17 Abner Haynes (52-1,309)	1960-64
24.43 Jamaal Charles (51-1,246)	2008-16
24.05 Tamarick Vanover (212-5,099)	1995-99

Highest Kickoff Return Average, Season (15 returns)

30.06	Quintin Demps (33-992)	2013
28.31	Dave Grayson (16-453)	1961
28.30	Larry Marshall (23-651)	1972
29.71	Dave Grayson (18-535)	1962

Highest Kickoff Return Average, Game (3 returns)

48.67	Dante Hall vs. Pittsburgh (3-146)	Sept. 14, 2003
44.67	Dante Hall vs. St. Louis (3-134)	Dec. 8, 2002
44.33	Paul Palmer vs. Seattle (3-133)	Dec. 27, 1987
40.67	Noland Smith at San Diego (6-244)	Oct. 15, 1967
40.33	L. Williams vs. Cincinnati (3-121)	Nov. 21, 1976
40.33	Dante Hall at Baltimore (3-121)	Sept. 28, 2003

Most Kickoff Return Touchdowns, Career

6	Dante Hall	2000-06
4	Tamarick Vanover	1995-99
2	Paul Palmer	1987-88
2	Knile Davis	2013-16

Most Kickoff Return Touchdowns, Season

2	Paul Palmer	1987
2	Tamarick Vanover	1995
2	Dante Hall	2003
2	Dante Hall	2004

Most Kickoff Return Touchdowns, Game

1	23 times	
	Last: Tyreek Hill at Denver	Nov. 27, 2016

Fumbles

Most Opponents Fumbles Forced, Career

45	Derrick Thomas	1989-99
32	Tamba Hali	2006-17
29	Neil Smith	1988-96
22	Derrick Johnson	2005-17
13	Kevin Ross	1984-93, '97
13	Jared Allen	2004-07

Most Opponents Fumbles Forced, Season

8	Derrick Thomas	1992
7	Jared Allen	2005
6	Derrick Thomas	1990
6	Derrick Thomas	1994
6	Tamba Hali	2006

Most Fumbles Forced, Rookie, Season

6	Tamba Hali	2006
4	Kevin Ross	1984
4	Tim Cofield	1986

Interceptions

Most Seasons, Leading League

2	Johnny Robinson	1966, '70
2	Emmitt Thomas	1969, '74

Most Interceptions By, Career

58	Emmitt Thomas	1966-78
57	Johnny Robinson	1960-71
50	Deron Cherry	1981-91
39	Gary Barbaro	1976-82
38	Albert Lewis	1983-93

Most Interceptions By, Season

12	Emmitt Thomas	1974
10	Johnny Robinson	1966
10	Bobby Hunt	1966
10	Johnny Robinson	1970

10	Gary Barbaro	1980
9	Emmitt Thomas	1969
9	Deron Cherry	1986

Most Interceptions By, Rookie, Season

8	Marcus Peters	2015
8	Bobby Hunt	1962
7	Dale Carter	1992
6	Kevin Ross	1984
4	Bobby Ply	1962
4	Emmitt Thomas	1967
4	Lloyd Burruss	1981
4	Albert Lewis	1983
4	Eric Berry	2010
3	12 players	

Most Interceptions By, Game

*4	Bobby Ply vs. San Diego	Dec. 16, 1962
4	Bobby Hunt vs. Houston	Oct. 4, 1964
4	Deron Cherry vs. Seattle	Sept. 29, 1985
3	Bobby Ply vs. Denver	Dec. 9, 1962
3	Johnny Robinson at Baltimore	Sept. 28, 1970
3	Albert Lewis vs. Atlanta	Dec. 8, 1985
3	Lloyd Burruss vs. San Diego	Oct. 19, 1986
3	Albert Lewis vs. Atlanta	Sept. 1, 1991
3	Greg Wesley vs. Miami	Sept. 29, 2002
3	Greg Wesley vs. New England	Nov. 27, 2005
	*NFL RECORD	

Most Consecutive Games, Passes Intercepted By

6	Eric Harris	1980
---	-------------	------

Most Interception Return Yards, Career

938	Emmitt Thomas (58 INTs)	1966-78
771	Gary Barbaro (39 INTs)	1975-82
741	Johnny Robinson (57 INTs)	1960-71
688	Deron Cherry (50 INTs)	1981-91
674	Bobby Hunt (37 INTs)	1962-67

Most Interception Return Yards, Season

280	Marcus Peters (8 INTs)	2015
274	Mark McMillian (8 INTs)	1997
228	Bobby Hunt (6 INTs)	1963
214	Emmitt Thomas (12 INTs)	1974
193	Lloyd Burruss (5 INTs)	1986
175	Derrick Johnson (3 INTs)	2009

Most Interception Return Yards Gained, Game

121	Lloyd Burruss vs. San Diego (3 INTs)	Oct. 19, 1986
118	Brandon Flowers at N.Y. Jets (2 INTs)	Oct. 26, 2008
108	Bobby Ply vs. San Diego (4 INTs)	Dec. 16, 1962
105	Derrick Johnson vs. Denver (2 INTs)	Jan. 3, 2010
102	Gary Barbaro vs. Seattle (1 INT)	Dec. 11, 1977

Longest Interception Return

102	Gary Barbaro vs. Seattle	Dec. 11, 1977
100	Tim Collier at Oakland	Dec. 18, 1977
100	Sean Smith at Buffalo	Nov. 3, 2013
99	Dave Grayson vs. N.Y. Titans	Dec. 17, 1961
99	Kevin Ross at San Diego	Sept. 6, 1992

Most Interception Return Touchdowns, Career

6	Bobby Bell	1963-74
5	Emmitt Thomas	1966-78
5	Jim Kearney	1967-75
5	Eric Berry	2010-17
4	Lloyd Burruss	1981-91
4	Derrick Johnson	2005-17

Most Interception Return Touchdowns, Season

*4 Jim Kearney	1972
3 Lloyd Burruss	1986
3 Mark McMillian	1997
2 Sherrill Headrick	1961
2 Emmitt Thomas	1974
2 Charles Mincy	1992
2 Jerome Woods	1993
2 Derrick Johnson	2009
2 Eric Berry	2013
2 Marcus Peters	2015
2 Eric Berry	2016
*NFL RECORD	

Most Interception Return Touchdowns, Game

*2 Jim Kearney at Denver	Oct. 1, 1972
2 Lloyd Burruss vs. San Diego	Oct. 19, 1986
2 Derrick Johnson at Denver	Jan. 3, 2010
*NFL RECORD	

Sacks

Most Sacks, Career (All 50.0+)

126.5 Derrick Thomas	1989-99
89.5 Tamba Hali	2006-17
85.5 Neil Smith	1988-96
73.0 Art Still	1978-87
68.5 Justin Houston	2011-17
51.0 Mike Bell	1979-85, '87-91

Most Sacks, Season

22.0 Justin Houston	2014
20.0 Derrick Thomas	1990
15.5 Jared Allen	2007
15.0 Neil Smith	1993
14.5 Art Still	1980
14.5 Art Still	1984
14.5 Neil Smith	1992
14.5 Derrick Thomas	1992
14.5 Tamba Hali	2010

Most Sacks, Consecutive Seasons

33.5 Derrick Thomas (20.0, 13.5)	1990-91
33.0 Justin Houston (11.0, 22.0)	2013-14
30.0 Derrick Thomas (10.0, 20.0)	1989-90
29.5 Neil Smith (14.5, 15.0)	1992-93
29.5 Justin Houston (22.0, 7.5)	2014-15
28.0 Derrick Thomas (13.5, 14.5)	1991-92
26.5 Neil Smith (15.0, 11.5)	1993-94
26.5 Tamba Hali (14.5, 12.0)	2010-11

Most Sacks, Rookie, Season

10.0 Derrick Thomas	1989
9.0 Jared Allen	2004
8.0 Tamba Hali	2006
6.5 Art Still	1978
5.5 Sylvester Hicks	1978
5.5 Mike Bell	1979
5.5 Justin Houston	2011

Most Sacks, Game

*7.0 Derrick Thomas vs. Seattle	Nov. 11, 1990
6.0 Derrick Thomas vs. Oakland	Sept. 6, 1998
4.5 Justin Houston at Philadelphia	Sept. 19, 2013
4.0 Wilbur Young at San Diego	Oct. 19, 1975
4.0 Art Still at Oakland	Oct. 5, 1980
4.0 Derrick Thomas vs. Buffalo	Oct. 7, 1991
4.0 Derrick Thomas vs. San Diego	Nov. 8, 1992

4.0 Neil Smith vs. L.A. Raiders	Oct. 3, 1993
4.0 Justin Houston vs. San Diego	Dec. 28, 2014
*NFL RECORD	

Most Sack Yards, Career

699.0 Derrick Thomas	1989-99
591.5 Tamba Hali	2006-17
506.5 Neil Smith	1988-96
389.5 Justin Houston	2011-17
293.0 Eric Hicks	1998-06

Most Sack Yards, Season

127.0 Neil Smith	1993
114.5 Neil Smith	1992
113.0 Derrick Thomas	1992
111.0 Jared Allen	2007
109.0 Derrick Thomas	1996

Most Sack Yards, Game

36.0 Derrick Thomas vs. San Diego	Nov. 8, 1992
36.0 Derrick Thomas vs. Oakland	Sept. 6, 1998
35.0 Neil Smith vs. Los Angeles	Oct. 3, 1993
34.0 Vonnie Holliday vs. San Diego	Sept. 7, 2003
33.0 Darren Mickell vs. Denver	Dec. 17, 1995

Tackles

Most Tackles, Career

1,243 Derrick Johnson	2005-17
999 Gary Spani	1978-86
992 Art Still	1978-87
927 Deron Cherry	1981-91
876 Donnie Edwards	1996-01, 2007-08
827 Kevin Ross	1984-93, '97

Most Tackles, Season

179 Derrick Johnson	2011
162 Mike Maslowski	2002
157 Gary Spani	1979
153 Gary Spani	1981
151 Deron Cherry	1988
151 Donnie Edwards	1998, 2000
151 Scott Fujita	2003

Most Tackles, Rookie, Season

144 Gary Spani	1978
140 Dino Hackett	1986
126 Eric Berry	2010
120 Art Still	1978
101 Greg Wesley	2000

Most Tackles, Consecutive Seasons

326 Derrick Johnson (147, 179)	2010-11
306 Gary Spani (157, 149)	1979-80
304 Derrick Johnson (179, 125)	2011-12
302 Gary Spani (149, 153)	1980-81
301 Gary Spani (144, 157)	1978-79

Special Team Tackles

Most Special Teams Tackles, Career

148 Gary Stills	1999-05
147 Greg Manusky	1994-99
97 Danan Hughes	1993-98
96 Tony Richardson	1995-05
94 Louis Cooper	1985-90

Most Special Teams Tackles, Season

34 Gary Stills	2002
----------------	------

29 Gary Stills	2003
29 Rich Scanlon	2005
28 Ken Jolly	1984
27 Albert Lewis	1983
27 Todd McNair	1990
27 Bennie Thompson	1992
27 Greg Manusky	1999

Most Special Teams Tackles, Consecutive Seasons

63 Gary Stills	2002-03
54 Gary Stills	2003-04
52 Gary Stills	2001-02
51 Greg Manusky	1996-97
50 Greg Manusky	1998-99
50 Gary Stills	2004-05

Blocked Kicks

Most Opponents Punts Blocked, Career

10 Albert Lewis	1983-93
-----------------	---------

3 Bernard Pollard	2006-08
2 Ed Beckman	1977-84
2 Gary Green	1977-83
2 Sherrill Headrick	1960-67
2 Bernard Pollard	2006
1 D.J. Alexander	2015

Most Opponents Punts Blocked, Season

4 Albert Lewis	1990
3 Albert Lewis	1986
2 Sherrill Headrick	1963
2 Bernard Pollard	2006

Most Opponents Punts Blocked, Game

2 Sherrill Headrick vs. Denver	Dec. 8, 1963
--------------------------------	--------------

Longest Return of Blocked Field Goal

78 (TD) Lloyd Burruss at Pittsburgh	Dec. 21, 1986
65 (TD) Kevin Ross at Cincinnati	Dec. 6, 1987

Records for: Regular Team



Games Won

Most Consecutive Games Won

11	2015-16
9	2003, 2013
7	1968-69, 1969, 1995, 1997-98, 2016-17
6	1968, 1997
5	1961-62, 1966-67, 1971, 1984-85, 2014, 2016

Most Consecutive Games Won, Single Season

10	2015
9	2003, 2013
7	1969, 1995
6	1968, 1997
5	1968, 1971, 2014, 2016, 2017

Most Consecutive Games Won, Start of Season

9	2003, 2013
5	2017
4	1996
3	1962, 1966, 1994, 1995, 2010

Most Consecutive Games Won, End of Season

10	2015
6	1997
5	1968
3	1960, 1963, 1966, 1967, 1971, 1972, 1984, 1986

Most Consecutive Home Games Won

13	2002-03
11	1994-96, 1997-98
10	1968-69, 2015-16
9	1970-71

Most Consecutive Road Games Won

9	1966-67, 2016-17
6	1967-68
5	1968-69, 1971-72

Games Lost

Most Consecutive Games Lost

12	2007-08
9	1987, 2008-09
8	1975-76, 2012
7	1985, 2008

Most Consecutive Games Lost, Start of Season

5	1977, 2009
4	1976, 1980
3	1975, 2004, 2008, 2011

Most Consecutive Games Lost, End of Season

9	2007
6	1977
4	1975, 2008, 2012

Most Consecutive Home Games Lost

10	2008-09
8	1974-75
7	1975-76, 2011-12
6	1977-78, 2007-08

Most Consecutive Road Games Lost

9	2007-08
8	1978-79, 1985-86
6	1988, 2008-09, 2012

Scoring

Most Points, Season (All 400+)

484	2003
483	2004
467	2002
448	1966
430	2013
408	1967
405	2015
403	2005

Highest Scoring Average, Season

32.0 (448 in 14 games)	1966
30.3 (484 in 16 games)	2003
30.2 (483 in 16 games)	2004
29.2 (467 in 16 games)	2002
29.1 (408 in 14 games)	1967

Most Points, Consecutive Seasons

967 (484, 483)	2003-04
951 (467, 484)	2002-03
886 (483, 403)	2004-05
856 (448, 408)	1966-67
794 (405, 389)	2015-16

Fewest Points, Season

176	1982 (9 games)
211	2012
212	2011
225	1977
226	2007

Lowest Scoring Average, Season

13.2 (211 in 16 games)	2012
13.3 (212 in 16 games)	2011
14.1 (226 in 16 games)	2007
14.9 (238 in 16 games)	1979
15.2 (243 in 16 games)	1978
15.9 (254 in 16 games)	1988

Largest Scoring Differential, Season

201 (371 - 170)	1968
182 (359 - 177)	1969
176 (448 - 276)	1966
156 (369 - 233)	1962
154 (408 - 254)	1967

Most 40-Point Games, Season

5	2003
4	1966, 2002, 2004
3	1961, 1962, 1963, 1964, 1967
2	1965, 1968, 1983, 2000, 2010, 2013, 2017

Most 30-Point Games, Season

8	1966, 2002, 2004
7	1999, 2003
6	1960, 1967, 2010

5 1962, 1965, 1968, 1983, 1994, 2005, 2006, 2015, 2016

Most Points Scored, Game

59 at Denver	Sept. 7, 1963
56 at Denver	Oct. 23, 1966
56 vs. Atlanta	Oct. 24, 2004
56 at Oakland	Dec. 15, 2013
54 vs. St. Louis	Oct. 22, 2000
52 4 times; Last vs. Denver	Oct. 29, 1967

Largest Margin of Victory, Game

52 Kansas City (59) at Denver (7)	Sept. 7, 1963
49 Kansas City (49) vs. Arizona (0)	Dec. 1, 2002
48 Kansas City (48) vs. N.Y. Jets (0)	Dec. 22, 1963
46 Kansas City (56) vs. Denver (10)	Oct. 16, 1966
46 Kansas City (56) vs. Atlanta (10)	Oct. 24, 2004

Most Points, Both Teams, Game

99 KC (48) at Seattle (51)	Nov. 27, 1983 (OT)
88 KC (49) vs. Denver (39)	Nov. 1, 1964
88 KC (54) vs. St. Louis (34)	Oct. 22, 2000

Fewest Points, Both Teams, Game

3 KC (0) at Tampa Bay (3)	Dec. 16, 1979
9 KC (3) vs. Cleveland (6)	Sept. 4, 1988
10 KC (7) at Denver (3)	Jan. 1, 2012
12 KC (6) vs. St. Louis (6)	Nov. 22, 1970
12 KC (3) at Miami (9)	Oct. 20, 1974

Most Points Shutout Victory, Game

49 vs. Arizona	Dec. 1, 2002
48 vs. N.Y. Jets	Dec. 22, 1963
41 vs. Miami	Oct. 8, 1967
41 vs. San Francisco	Oct. 1, 2006
34 vs. Boston	Dec. 11, 1960
34 vs. Houston	Nov. 26, 1989
34 vs. Cleveland	Sept. 30, 1990
34 vs. San Diego	Oct. 31, 1999

Fewest Points, Shutout Victory, Game

14 vs. Baltimore	Sept. 2, 1979
16 vs. Denver	Dec. 6, 1970
17 vs. L.A. Chargers	Sept. 25, 1960

Largest Fourth-Quarter Comebacks

Opponent	Deficit	Final	Date
17 at Green Bay	14-31	40-34 (OT)	Oct. 12, 2003
17 vs. San Diego	10-27	33-27 (OT)	Sept. 11, 2016
14 at N.Y. Jets	3-17	17-17 (OT)	Oct. 2, 1988
14 vs. N.Y. Giants	3-17	20-17 (OT)	Sept. 10, 1995
14 at Oakland	20-34	37-34	Nov. 28, 1999
14 at Carolina	3-17	20-17	Nov. 13, 2016

Largest Second-Half Comebacks

Opponent	Deficit	Final	Date
21 vs. San Diego	3-24	33-27 (OT)	Sept. 11, 2016
18 at New Orleans	6-24	27-24 (OT)	Sept. 23, 2012
17 at Buffalo	10-27	27-27	Sept. 22, 1963
17 at Oakland	0-17	28-17	Oct. 25, 1981
17 at Green Bay	14-31	40-34 (OT)	Oct. 12, 2003
16 at San Diego	0-16	24-23	Nov. 2, 1986
14 at N.Y. Jets	3-17	17-17 (OT)	Oct. 2, 1988
14 vs. San Diego	0-14	20-17 (OT)	Dec. 8, 1991
14 vs. N.Y. Giants	3-17	20-17 (OT)	Sept. 10, 1995
14 at Oakland	13-27	28-27	Sept. 8, 1997
14 at Oakland	20-34	37-34	Nov. 28, 1999
14 at Carolina	3-17	20-17	Nov. 13, 2016

Most Consecutive Games Scoring

179 1963-76
139 1994-02
91 1987-92
84 2003-08
77 2012-17

Most Points, Two Consecutive Games

104 (56, 48)	Oct. 23, 1966 - Oct. 30, 1966
101 (45, 56)	Dec. 8, 2013 - Dec. 15, 2013

Most First-Half Points, Game

42 vs. Denver	Oct. 29, 1967
38 at Miami	Sept. 28, 1968
38 at Washington	Dec. 8, 2013
35 vs. Arizona	Dec. 1, 2002
35 vs. St. Louis	Dec. 8, 2002
35 vs. Atlanta	Oct. 24, 2004
35 at Oakland	Dec. 15, 2013

Most First-Quarter Points, Season

158 1966
124 2013
113 2004
112 2003
103 1962

Most First-Quarter Points, Game

24 at Miami	Sept. 28, 1968
21 12 times, last vs. Denver	Dec. 25, 2016

Most Second-Quarter Points, Season

153 2003
149 1997
143 1967
137 1989, 2004, 2010
136 2005

Most Second-Quarter Points, Game

28 vs. Denver	Oct. 29, 1967
28 vs. Pittsburgh	Oct. 18, 1971
28 vs. Denver	Dec. 7, 1980
28 vs. San Diego	Dec. 22, 1985
28 at Washington	Sept. 30, 2001
24 vs. Houston	Oct. 30, 1966
24 vs. Indianapolis	Oct. 31, 2004

Most Second-Half Points, Game

35 at Denver	Oct. 23, 1966
35 at Denver	Dec. 1, 1972
35 at Tennessee	Dec. 13, 2004
34 at Denver	Jan. 3, 2010
31 at Denver	Sept. 7, 1963
30 vs. Cleveland	Dec. 14, 1975

Most Third-Quarter Points, Season

109 1963
106 1964
105 1998
94 1966
93 1999, 2004

Most Third-Quarter Points, Game

22 vs. New York Jets	Nov. 5, 1967
22 vs. Buffalo	Oct. 18, 1969
22 vs. Oakland	Nov. 26, 1961
21 at Buffalo	Nov. 6, 1960
21 at Denver	Sept. 7, 1963

21 at Denver Oct. 1, 1972
21 vs. Oakland Oct. 3, 1977

Most Fourth-Quarter Points, Season

168 2002
140 2004
131 2003
129 1962
127 1960

Most Fourth-Quarter Points, Game

23 at Buffalo Nov. 2, 1969
23 at Cleveland Sept. 8, 2002
22 at N.Y. Titans Nov. 24, 1960
21 at New England Sept. 7, 2017
20 at Green Bay Oct. 12, 2003

Most Touchdowns, Season

63 2003
62 2004
57 2002
55 1966
52 2013

Most Touchdowns, Consecutive Seasons

125 (63, 62) 2003-04
120 (57, 63) 2002-03
108 (62, 46) 2004-05
104 (55, 49) 1966-67
96 (50, 46) 1962-63

Fewest Touchdowns, Season

17 1982 (9 games)
18 2012
20 2011
23 1973
24 1988, 2007

Most Touchdowns, Game

8 at Denver Sept. 7, 1963
8 at Denver Oct. 23, 1966
8 vs. Atlanta Oct. 24, 2004
8 at Oakland Dec. 15, 2013
7 12 times; Last at Tennessee Dec. 13, 2004

Most Touchdowns, Both Teams, Game

13 Kansas City (7) at Seattle (6) Nov. 27, 1983 (OT)
13 Kansas City (8) at Oakland (5) Dec. 15, 2013
12 Kansas City (7) vs. Denver (5) Nov. 1, 1964
12 Kansas City (7) vs. St. Louis (5) Oct. 22, 2000
12 Kansas City (7) at Tennessee (5) Dec. 13, 2004

Most Consecutive Games Scoring Touchdowns

96 1963-70
64 1997-01
52 1960-63
35 1994-96
33 1976-78

Most Offensive Touchdowns, Season

58 2004
56 2003
53 2002
50 1962, 1966
46 1964

Fewest Offensive Touchdowns, Season

13 1982 (9 games)
17 2012

18 2011
21 1973, 1974
23 2007
24 1970, 1977, 1987, 1988
25 1979

Most Return Touchdowns, Season

11 1992, 1999, 2013
8 2016
7 1995, 1997, 2003

Most Defensive Touchdowns, Season

9 1999
8 1992
6 2013, 2015
5 1972, 1974, 1977
4 1960, 1967, 1981, 1986, 1995, 1997, 2016

Fewest Defensive Touchdowns, Season

0 1962, 1976, 1978, 1988, 2006, 2012
1 1961, 1975, 1976, 1989, 1998, 2001, 2002, 2007

Most Defensive Touchdowns, Game

3 vs. Denver Dec. 27, 1992
2 15 times, last at Baltimore Dec. 20, 2015

Most Interception Return TDs, Season

6 1992
5 1972, 1974, 1999, 2013
4 1960, 1986, 1997, 2015, 2016

Most Fumble Return TDs, Season

4 1999
3 1997, 1980, 1981
2 1989, 1991, 1992, 1993, 1995, 2013, 2017

Most Special Teams Touchdowns, Season

5 1986, 1987, 2013
4 1995, 2003, 2016
3 1969, 1992, 2002, 2009

Most Special Teams Touchdowns, Game

3 at Pittsburgh Dec. 21, 1986
2 vs. Cleveland Sept. 30, 1990
2 vs. St. Louis Dec. 8, 2002
2 at Washington Dec. 8, 2013

Most Points After Touchdown, Season

58 2003, 2004
54 2002
52 2013
48 1966
47 1962

Fewest Points After Touchdown, Season

17 1982 (9 games), 2012
20 2011
21 1973, 2007
23 1988

Most Points After Touchdown, Game

8 at Denver Sept. 8, 1963
8 at Denver Oct. 23, 1966
8 vs. Atlanta Oct. 24, 2004
8 at Oakland Dec. 15, 2013

Most Two-Point Attempts, Season

6 2001
5 1997

4 1961, 1994, 2008, 2015
3 1964, 1965, 1966, 1967, 1995, 2002, 2003, 2007

Most Two-Point Conversions, Season

3 1961, 1965, 1994, 2001
2 1966, 1967, 1997, 2015, 2016
1 10 times, Last; 2009

Most Two-Point Attempts, Game

2 vs. Buffalo Oct. 18, 1964
2 at Houston Oct. 24, 1965
2 at St. Louis Oct. 26, 1997
2 at Denver Nov. 14, 2010
2 at Greeb Bay Sept. 28, 2015
2 at Oakland Nov. 20, 2015

Most Two-Point Conversions, Game

2 at Houston Oct. 24, 1965
2 at St. Louis Oct. 26, 1997

Most Field Goals Attempted, Season

44 1971
42 1970
40 1968

Fewest Field Goals Attempted, Season

17 1964
18 1977
20 2003
22 1979, 2008

Most Field Goals Attempted, Game

7 vs. Buffalo Dec. 19, 1971
7 vs. Cincinnati Oct. 4, 2015
6 8 times; Last at New Orleans Sept. 23, 2012

Most Field Goals Attempted, Both Teams, Game

10 Kansas City (7) vs. Buffalo (3) Dec. 19, 1971
10 Kansas City (5) at San Diego (5) Oct. 29, 1972
10 Kansas City (6) vs. Denver (4) Dec. 16, 2001
10 Kansas City (5) vs. Denver (5) Sept. 28, 2008

Most Field Goals Made, Season

34 1990
31 2016
30 1968, 1970, 2015
28 2012
27 1969, 1988, 1997, 1998, 2001, 2005

Fewest Field Goals Made, Season

7 1961
8 1963, 1964
12 1979

Most Field Goals Made, Game

7 at Cincinnati Oct. 4, 2015
6 at New Orleans Sept. 23, 2012
5 at Buffalo Nov. 2, 1969
5 vs. Buffalo Dec. 7, 1969
5 vs. Buffalo Dec. 19, 1971
5 vs. L.A. Raiders Sept. 12, 1985
5 vs. Cincinnati Nov. 13, 1988
5 at Chicago Dec. 29, 1990
5 vs. Denver Sept. 20, 1993
5 vs. Minnesota Oct. 2, 2011
5 at Houston Oct. 8, 2017
5 vs. Denver Oct. 30, 2017

Most Field Goals Made, Both Teams, Game

*9 Kansas City (4) at San Diego (5) Sept. 29, 1996
*NFL RECORD

8 Kansas City (5) vs. Buffalo (3) Dec. 19, 1971
8 Kansas City (4) vs. Denver (4) Sept. 28, 2008
7 Kansas City (5) vs. Buffalo (2) Dec. 7, 1969
7 Kansas City (4) vs. Denver (3) Dec. 16, 2001
7 Kansas City (3) at Indianapolis (4) Oct. 10, 2010
7 Kansas City (6) at New Orleans (1) Sept. 23, 2012
7 Kansas City (7) at Cincinnati (0) Oct. 4, 2015
7 Kansas City (5) vs. Denver (2) Oct. 30, 2017

Most Consecutive Games Scoring Field Goals

18 2001-02
16 1970
15 2005
11 1968-69, 1971-72, 1985-86
10 1980-81, 2013, 2017

Most Safeties, Season

3 1988, 1997

Most Safeties, Game

1 21 times; Last at Denver Nov. 27, 2016

First Downs

Most First Downs, Season

*398 2004
348 2003
347 2005
343 2002
324 2001

*NFL RECORD

Fewest First Downs, Season

163 1982 (9 games)
183 1970
208 1973

Most First Downs, Game (All 30+)

36 vs. Atlanta Oct. 24, 2004
33 vs. Indianapolis Oct. 31, 2004
32 at Houston Oct. 24, 1965
32 at Seattle Nov. 24, 2002
32 vs. Oakland Dec. 25, 2004
31 at Oakland Nov. 5, 2000
30 vs. Cleveland Nov. 9, 2003
30 at L.A. Raiders Dec. 22, 1991
30 vs. Seattle Oct. 29, 2006
30 at Denver Nov. 14, 2010

Fewest First Downs, Game

4 at Tampa Bay Dec. 16, 1979
5 at San Diego Dec. 12, 2010
7 at Boston Oct. 23, 1964
7 at Oakland Dec. 12, 1970
7 at Denver Dec. 9, 2007
7 at Oakland Dec. 16, 2012
8 12 times; Last at Denver Dec. 30, 2012

Most First Downs, Both Teams, Game

64 KC (32) at Seattle (32) Nov. 24, 2002
62 KC (31) at Oakland (31) Nov. 5, 2000
59 KC (26) at Seattle (33) Nov. 27, 1983 (OT)
58 KC (24) at Denver (34) Nov. 18, 1974

Fewest First Downs, Both Teams, Games

15 Kansas City (7) vs. Denver (8) Dec. 6, 1970
18 Kansas City (7) at Boston (11) Oct. 23, 1964

Most Rushing First Downs, Season

160	1978, 1981
140	2002
138	2004, 2005
130	1980
129	1969, 1997, 2010

Fewest Rushing First Downs, Season

66	2007
71	1982 (9 games)
79	1985
83	1970, 1983, 1986
84	2000

Most Rushing First Downs, Game

21	vs. Atlanta	Oct. 24, 2004
20	vs. Houston	Oct. 1, 1961
18	vs. Oakland	Oct. 20, 1968
18	vs. Seattle	Nov. 22, 1981
18	at Detroit	Nov. 28, 1996
16	8 times; Last vs. Buffalo	Oct. 7, 1991

Fewest Rushing First Downs, Game

*0	at Cincinnati	Nov. 24, 1974
0	vs. Pittsburgh	Nov. 10, 1985
0	at L.A. Raiders	Dec. 6, 1992
0	at Denver	Oct. 27, 1996
0	at Arizona	Oct. 8, 2006
0	vs. Jacksonville	Oct. 7, 2007
0	at Oakland	Dec. 16, 2012
1	12 times; Last vs. Pittsburgh	Oct. 15, 2017
	*NFL RECORD	

Most Passing First Downs, Season

228	2004
211	1994
208	1983
207	2000
201	2003

Fewest Passing First Downs, Season

79	1982 (9 games)
86	1970
89	1968
91	1979
93	1973

Most Passing First Downs, Game (All 20+)

26	vs. Oakland	Dec. 25, 2004
24	at Denver	Nov. 14, 2010
23	at Oakland	Nov. 5, 2000
21	at Dallas	Nov. 20, 1983
21	at Denver	Oct. 17, 1994
21	at Denver	Dec. 7, 2003
21	at Houston	Oct. 8, 2017
20	vs. Indianapolis	Oct. 31, 2004

Fewest Passing First Downs, Game

1	vs. Oakland	Oct. 20, 1968
1	vs. Houston	Sept. 10, 1978
1	at Tampa Bay	Dec. 16, 1979
2	5 times; Last at Denver	Dec. 30, 2012

Most Penalty First Downs, Season

34	2013
33	1996, 1998
32	2004, 2015
30	2000

29	1966, 1978, 1984, 1986
----	------------------------

Fewest Penalty First Downs, Season

4	1969
8	1965
9	1973
10	1999
11	1968, 1972

Most Penalty First Downs, Game

9	vs. L.A. Raiders	Oct. 3, 1993
7	vs. L.A. Raiders	Sept. 17, 1989
7	vs. Seattle	Oct. 17, 1996
6	at Tennessee	Dec. 13, 2004
6	at Oakland	Nov. 7, 2010
5	9 times; Last vs. Washington	Oct. 2, 2017

Fewest Penalty First Downs, Game

0	Many times; Last, at Atlanta	Dec. 4, 2016
---	------------------------------	--------------

Net Yards Passing and Rushing

Most Net Yards, Season

6,695	2004
6,192	2005
6,000	2002
5,910	2003
5,692	1994

Most Net Yards, Consecutive Seasons

12,887 (6,695, 6,192)	2004-05
12,605 (5,910, 6,695)	2003-04
11,910 (6,000, 5,910)	2002-03
11,673 (5,673, 6,000)	2001-02
11,335 (6,192, 5,143)	2005-06

Fewest Net Yards, Season

2,498	1982 (9 games)
3,536	1973
3,577	1970
3,828	1974
3,936	1977

Most Net Yards, Game (All 500+)

614	at Denver	Oct. 23, 1966
590	vs. Indianapolis	Oct. 31, 2004
566	vs. Detroit	Oct. 14, 1990
552	at Seattle	Nov. 24, 2002
551	vs. Buffalo	Sept. 30, 1962
546	at Washington	Sept. 30, 2001
542	at Houston	Oct. 24, 1965
540	vs. Atlanta	Oct. 24, 2004
537	at San Diego	Dec. 11, 1983
537	vs. Cincinnati	Jan. 1, 2006
537	at New England	Sept. 7, 2017
524	at Denver	Jan. 3, 2010
521	vs. Detroit	Dec. 14, 2003
520	vs. Denver	Nov. 1, 1964
513	at Oakland	Nov. 5, 2000
512	vs. Seattle	Dec. 27, 1987
510	vs. Houston	Nov. 28, 1965
510	at New Orleans	Sept. 23, 2012
508	at Cincinnati	Sept. 28, 1969
507	vs. Indianapolis	Dec. 23, 2012
506	vs. San Diego	Oct. 14, 1984
504	at New Orleans	Sept. 8, 1985
504	at N.Y. Jets	Oct. 6, 2002

503 at Seattle	Nov. 28, 2010
502 at Buffalo	Oct. 3, 1976
500 at Oakland	Dec. 5, 2004

Fewest Net Yards, Game

62 vs. Oakland	Nov. 8, 1963
67 at San Diego	Dec. 12, 2010
80 at Tampa Bay	Dec. 16, 1979
104 at Buffalo	Oct. 29, 1973
106 at Oakland	Dec. 8, 1973

Most Net Yards, Both Teams, Game

1,095 KC (590) vs. Indianapolis (505)	Oct. 31, 2004
1,086 KC (552) at Seattle (534)	Nov. 24, 2002
1,036 KC (524) at Denver (512)	Jan. 3, 2010
1,013 KC (537) at San Diego (476)	Dec. 11, 1983
986 KC (513) at Oakland (473)	Nov. 5, 2000

Fewest Net Yards, Both Teams, Game

323 KC (178) at N.Y. Jets (145)	Nov. 7, 1971
335 KC (244) vs. Houston (91)	Oct. 12, 1969
338 KC (62) vs. Oakland (276)	Nov. 8, 1963

Most Games, 400 or More Net Yards, Season

9	2004
7	2005, 2010
6	1994, 2000, 2002
5	1969, 2001, 2003
4	1960, 1961, 1962, 1976, 1983, 1997, 2016, 2017
3	1964, 1965, 1966, 1967, 1974, 1981, 1989, 1990, 1991, 2009, 2011, 2012

Most Consecutive Games, 400 or More Net Yards

5	2004
4	1976, 2005
3	1974, 2000, 2010

Most Games, 300 or More Net Yards

15	2004
14	2005
13	2002
12	1989, 1995, 1999, 2003, 2010, 2013, 2015
11	1966, 1983, 1991, 1996, 2016
10	1964, 1968, 1981, 1984, 1993, 1994, 2000, 2001, 2014

Most Consecutive Games, 300 or More Net Yards

16	2004-05
13	2001-02
11	2005
10	1966-67, 1989, 2003
8	2010
7	1981, 1991

Most Plays, Season

1,098	1994
1,089	2004
1,074	1983
1,063	2010
1,059	1995
1,059	2005

Fewest Plays, Season

573	1982 (9 games)
775	1970
831	1968
833	1965
836	1971

Most Plays, Game

92 at New Orleans	Sept. 23, 2012
91 at Cincinnati	Sept. 3, 1978
86 vs. N.Y. Giants	Nov. 3, 1974
86 vs. Seattle	Sept. 28, 1997
85 at Jacksonville	Nov. 9, 1997
84 vs. Denver	Oct. 24, 1976
84 at San Diego	Nov. 12, 1978

Fewest Plays, Game

38 at Oakland	Dec. 12, 1970
38 at Tampa Bay	Dec. 16, 1979
41 at San Diego	Oct. 7, 1962
41 at San Diego	Dec. 12, 2010
42 at Oakland	Dec. 8, 1973
44 at Detroit	Nov. 25, 1971
44 at New England	Oct. 11, 1998
44 at Baltimore	Sept. 13, 2009

Rushing

Most Rushing Attempts, Season

663	1978
610	1981
569	1979
559	1989
556	2010
552	1980

Most Rushing Attempts, Consecutive Seasons

1,232 (663, 569)	1978-79
1,162 (552, 610)	1980-81
1,121 (569, 552)	1979-80
1,089 (456, 663)	1977-78
1,063 (559, 504)	1989-90

Fewest Rushing Attempts, Season

269	1982 (9 games)
379	2008
383	2000, 2007
387	1983
400	1963

Most Rushing Attempts, Game

69 at Cincinnati	Sept. 3, 1978
60 vs. Oakland	Oct. 20, 1968
57 vs. Seattle	Nov. 5, 1989

Fewest Rushing Attempts, Game

9 at Oakland	Nov. 5, 2000
10 vs. Jacksonville	Oct. 7, 2007
10 at Oakland	Dec. 16, 2012
11 at New England	Oct. 11, 1998
12 at Oakland	Dec. 8, 1973
12 at Denver	Oct. 27, 1996
13 vs. Buffalo	Nov. 23, 2008
14 at San Diego	Sept. 29, 1963
14 vs. Pittsburgh	Nov. 10, 1985
14 at L.A. Raiders	Dec. 6, 1992
14 at Jacksonville	Nov. 8, 2009

Most Rushing Attempts, Both Teams, Game

102 KC (52) at San Diego (50)	Nov. 12, 1978 (OT)
100 KC (41) vs. Denver (59)	Sept. 24, 1978

Fewest Rushing Attempts, Both Teams, Game

37 KC (21) vs. Houston (16)	Dec. 16, 1990
40 KC (17) at Buffalo (23)	Dec. 12, 1965

Most Games, 40 or More Rushing Attempts, Season

9	1978
8	1973, 1981
7	1968
6	1962, 1969, 1989
5	1976, 1979, 1980, 1997, 2010

Most Games, 30 or More Rushing Attempts, Season

14	1978
13	1981
12	1971, 1975, 1980
11	1969, 1989, 1990, 2005, 2006
10	1968, 1972, 1973, 1974, 1979, 1995, 1999, 2010

Most Consecutive Games, 40 or More Rushing Attempts

4	1968, 1978
3	1962, 1973, 1996

Most Consecutive Games, 30 or More Rushing Attempts

15	1980-81
8	1975, 1977-78
7	1972, 1978, 1978-79
6	1970, 1980, 1989, 1999

Most Rushing Yards, Season

2,986	1978
2,633	1981
2,627	2010
2,407	1962
2,395	2012

Most Rushing Yards, Home, Season

1,488	1981
1,468	1962
1,463	2010
1,436	1978
1,390	1961

Most Rushing Yards Per Game, Season

213.3	(2,986 in 16 games)	1978
171.9	(2,407 in 14 games)	1962
164.6	(2,633 in 16 games)	1981
164.2	(2,627 in 16 games)	2010
162.4	(2,274 in 14 games)	1966

Most Rushing Yards Per Game, Home, Season

209.7	(1,468 in 7 games)	1962
198.6	(1,390 in 7 games)	1961
186.0	(1,488 in 8 games)	1981
182.9	(1,463 in 8 games)	2010
179.5	(1,436 in 8 games)	1978

Most Rushing Yards, Consecutive Seasons

5,302	(2,986, 2,316)	1978-79
4,829	(1,843, 2,986)	1977-78
4,671	(2,289, 2,382)	2004-05
4,590	(2,183, 2,407)	1961-62

Fewest Rushing Yards, Season

943	1982 (9 games)
1,248	2007
1,254	1983
1,465	2000
1,468	1986

Fewest Rushing Yards Per Game, Season

78.0	(1,248 in 16 games)	2007
------	---------------------	------

78.4	(1,254 in 16 games)	1983
91.6	(1,465 in 16 games)	2000
91.8	(1,468 in 16 games)	1986
92.9	(1,486 in 16 games)	1985

Most Rushing Yards, Game (All 300+)

398	vs. Houston	Oct. 1, 1961
380	at Denver	Oct. 23, 1966
352	vs. Indianapolis	Dec. 23, 2012
320	vs. Buffalo	Sept. 30, 1962
317	at Denver	Jan. 3, 2010
313	vs. Cincinnati	Oct. 26, 1969
310	vs. Detroit	Oct. 14, 1990
302	at Houston	Oct. 24, 1965

Fewest Rushing Yards, Game

0	vs. Denver	Dec. 19, 1965
10	vs. Jacksonville	Oct. 7, 2007
10	at Oakland	Dec. 16, 2012
14	at New England	Oct. 11, 1998
16	at Denver	Dec. 9, 2007
17	at Boston	Nov. 18, 1960
17	at L.A. Raiders	Dec. 6, 1992

Most Games, 200 or More Rushing Yards

8	1978
6	2010
5	1962
4	1968, 1979, 1981, 2002
3	1961, 1967, 1991, 2001, 2004, 2012
2	1960, 1963, 1965, 1966, 1969, 1970, 1975,
2	1989, 1996, 1997, 2005, 2006

Most Rushing Yards, Both Teams, Game

519	Kansas City (168) vs. Cleveland (351)	Dec. 20, 2009
502	Texans (398) vs. Houston (104)	Oct. 1, 1961
502	Texans (284) vs. Oakland (218)	Nov. 26, 1961
479	Kansas City (251) vs. Detroit (228)	Nov. 23, 1975

Fewest Rushing Yards, Both Teams, Game

75	KC (20) at Houston (55)	Sept. 29, 1974
105	KC (27) vs. Boston (78)	Nov. 17, 1968
111	Dallas Texans (108) at SD (3)	Nov. 19, 1961
111	KC (48) at San Diego (63)	Oct. 13, 1985

Most 10+ Yard Rushes, Season (Since 1990)

73	2002
72	2010
67	2005
64	2012
63	2001

Most 10+ Yard Rushes, Game (Since 1990)

11	at Oakland (10 Holmes, 1 Cloud)	Dec. 9, 2001
10	at Seattle (9 Holmes, 1 Morton)	Nov. 24, 2002
10	vs. Buffalo (7 Charles, 3 Jones)	Oct. 31, 2010
9	vs. Detroit (5 Word, 3 Okoye, 1 McNair)	Oct. 14, 1990
9	vs. Denver (5 Richardson, 2 Grbac, 1 Alexander, 1 Moreau)	Dec. 17, 2000
9	vs. Atlanta (6 Holmes, 3 Blaylock, 1 Hall)	Oct. 24, 2004
9	vs. Indianapolis (6 Holmes, 2 Morton, 1 Johnson)	Oct. 31, 2004

9 vs. Indianapolis Dec. 23, 2012
(4 Charles, 4 Hillis, 1 McCluster)

Highest Rushing Average, Season

5.18 1966
5.15 2002
5.03 1962
4.97 1961
4.79 2012

Lowest Rushing Average, Season

3.24 1983
3.26 2007
3.39 1980
3.40 1986
3.43 1992

Most Rushing Touchdowns, Season

32 2003
31 2004
26 2002, 2005
24 1960
23 1961

Most Rushing Touchdowns, Consecutive Seasons

*63 (32, 31) 2003-04
58 (26, 32) 2002-03
57 (31, 26) 2004-05
47 (24, 23) 1960-61
44 (23, 21) 1961-62

*NFL RECORD

Fewest Rushing Touchdowns, Season

3 1982 (9 games)
5 2011
6 1972, 2007
7 1987
8 1988, 2009

Most Rushing Touchdowns, Game

*8 vs. Atlanta Oct. 24, 2004
5 at Denver Oct. 23, 1966
4 14 times; Last vs. Detroit Nov. 1, 2015

* NFL RECORD

Most Rushing Touchdowns, Both Teams, Game

8 Kansas City (8) vs. Atlanta (0) Oct. 24, 2004
7 Texans (4) vs. Boston (3) Sept. 8, 1962
7 Kansas City (4) at Denver (3) Oct. 10, 1965

Passing

Highest Passer Rating, Season

101.7 2017
97.1 1962
96.4 1968
95.4 2015
94.9 1990, 2004
93.5 2002

Lowest Passer Rating, Season

52.7 1961
52.9 1977
54.0 1979
55.2 1974
59.3 1978

Most Passes Attempted, Season

641 1983

615 1994

593 1984

582 2000

563 2007

Most Passes Attempted, Consecutive Seasons

1,234 (641, 593) 1983-84
1,146 (615, 531) 1994-95
1,110 (582, 528) 2000-01
1,105 (490, 615) 1993-94
1,104 (593, 511) 1984-85
1,104 (563, 541) 2007-08

Fewest Passes Attempted, Season

264 1982 (9 games)
270 1968
289 1970
313 1973
322 1962

Most Passes Attempted, Game

59 at Dallas Nov. 20, 1983
55 at San Diego Oct. 9, 1994
55 at Miami Dec. 12, 1994
54 at Denver Nov. 16, 1986
54 at Denver Oct. 17, 1994
54 at San Diego Sept. 29, 1996
54 vs. San Diego Nov. 24, 1996

Fewest Passes Attempted, Game

3 vs. Oakland Oct. 20, 1968
6 at Oakland Dec. 13, 1969
10 vs. Denver Sept. 24, 1978

Most Passes Attempted, Both Teams, Game

100 KC (46) vs. Tampa Bay (54) Oct. 28, 1964
95 KC (54) at San Diego (41) Sept. 29, 1996
90 KC (59) at Dallas (31) Nov. 20, 1983
90 KC (41) at San Diego (49) Dec. 11, 1983

Fewest Passes Attempted, Both Teams, Game

26 KC (6) at Oakland (20) Dec. 13, 1969
26 KC (13) at Tampa Bay (13) Dec. 16, 1979
27 KC (14) vs. Houston (13) Sept. 10, 1978

Most Passes Completed, Season

370 2004
369 1983
366 1994
365 2016
342 2000

Most Passes Completed, Consecutive Seasons

709 (339, 370) 2003-04
687 (370, 317) 2004-05
675 (310, 365) 2015-16
674 (369, 305) 1983-84
666 (366, 300) 1994-95
654 (310, 344) 2015-16
653 (287, 366) 1993-94

Fewest Passes Completed, Season

145 1982 (9 games)
154 1970
156 1968

Most Passes Completed, Game

39 at Oakland Nov. 5, 2000
37 at San Diego Oct. 9, 1994

34 at Denver	Oct. 17, 1994
34 at Denver	Dec. 7, 2003
34 vs. San Diego	Sept. 11, 2016
33 at Dallas	Nov. 20, 1983
33 at Miami	Dec. 12, 1994
33 at San Diego	Jan. 2, 2005
33 at Detroit	Dec. 23, 2007
33 at Denver	Nov. 14, 2010

Fewest Passes Completed, Game

2 vs. Oakland	Oct. 20, 1968
2 at Oakland	Dec. 13, 1969
5 7 times: Last at Seattle	Dec. 17, 1978

Most Passes Completed, Both Teams, Game

62 Kansas City (31) at San Diego (31)	Dec. 11, 1983
59 Kansas City (34) vs. San Diego (25)	Sept. 11, 2016
57 Kansas City (31) at San Diego (26)	Oct. 30, 2005
56 Kansas City (33) at Denver (23)	Nov. 14, 2010
55 Kansas City (23) vs. San Diego (32)	Oct. 14, 1984
55 Kansas City (26) vs. Tampa Bay (29)	Oct. 28, 1984

Fewest Passes Completed, Both Teams, Game

11 Kansas City (10) vs. San Diego (1)	Sept. 20, 1998
12 Kansas City (7) at Tampa Bay (5)	Dec. 16, 1979
13 Kansas City (2) at Oakland (11)	Dec. 13, 1969
13 Kansas City (8) vs. Boston (5)	Oct. 11, 1970

Most 20+ Yard Completions, Season (Since 1990)

60	2004
59	2000
55	2003
53	2001
51	2005

Most 20+ Yard Completions, Game (Since 1990)

9 vs. St. Louis	Oct. 22, 2000
(6 Grbac, 2 Moon, 1 Morris)	
9 at Denver (9 Cassel)	Nov. 14, 2010
7 at L.A. Raiders (7 Krieg)	Dec. 6, 1992
7 at San Diego (7 Gannon)	Nov. 22, 1998
7 at Oakland (7 Grbac)	Nov. 5, 2000
7 at Arizona (7 Green)	Oct. 21, 2001
7 vs. Indianapolis (7 Green)	Oct. 31, 2004

Most Passing Yards, Season

4,406	2004
4,341	1983
4,149	2000
3,981	2003
3,960	1994

Most Passing Yards, Consecutive Seasons

8,553 (4,684, 3,869)	1983-84
8,387 (3,981, 4,406)	2003-04
8,271 (4,408, 3,863)	2000-01
8,216 (4,406, 3,810)	2004-05
7,817 (3,409, 4,408)	1999-00

Fewest Passing Yards, Season

1,555	1982 (9 games)
1,660	1979
1,719	1970

Most Gross Passing Yards, Game (All 400+)

504 at Oakland	Nov. 5, 2000
469 at Denver	Nov. 14, 2010
435 vs. Denver	Nov. 1, 1964
432 at Dallas	Nov. 20, 1983

412 vs. Denver	Dec. 19, 1965
411 at San Diego	Dec. 11, 1983
400 at Green Bay	Oct. 12, 2003

Most Net Passing Yards, Game

474 at Oakland	Nov. 5, 2000
433 at Denver	Nov. 14, 2010
406 at San Diego	Dec. 11, 1983
400 at Green Bay	Oct. 12, 2003
395 at New Orleans	Sept. 8, 1985

Fewest Gross Passing Yards, Game

16 vs. Oakland	Oct. 20, 1968
39 vs. Houston	Nov. 15, 1981
42 at Seattle	Sept. 30, 1979
44 at Denver	Oct. 8, 1961
46 at Tampa Bay	Dec. 16, 1979

Fewest Net Passing Yards, Game

-22 vs. Oakland	Nov. 8, 1963
15 at Seattle	Sept. 30, 1979
16 vs. Oakland	Oct. 20, 1968
18 at Denver	Oct. 4, 1970
19 at San Diego	Dec. 12, 2010

Most Net Passing Yards, Both Teams, Game

859 Kansas City (387) vs. Indianapolis (472)	Oct. 31, 2004
782 Kansas City (406) at San Diego (376)	Dec. 11, 1983
748 Kansas City (331) at Oakland (417)	Oct. 19, 2017
732 Kansas City (433) at Denver (299)	Nov. 14, 2010
716 Kansas City (474) at Oakland (242)	Nov. 5, 2000
698 Kansas City (229) at Oakland (469)	Nov. 3, 1968

Fewest Passing Yards, Both Teams, Game

67 Kansas City (22) at Tampa Bay (45)	Dec. 16, 1979
81 Kansas City (34) vs. Houston (47)	Sept. 10, 1978

Most Individual 100-Yard Receiving Games, Season

14	2000, 2004
11	1964
8	1966, 1983
7	1987, 2003, 2006, 2007, 2016
6	1961, 1968, 1988, 2002, 2005, 2008, 2017

Most Consecutive Individual 100-Yard Receiving Games, Season

7	2000
6	2004
4	1964, 2016
3	1966, 1984, 1992, 1994, 2005, 2007, 2010
2	1961, 1962, 1963, 1965, 1968, 1969, 1980, 1982, 1983, 1985, 1987, 1988, 1989, 1998, 1999, 2001, 2006, 2007, 2008, 2011, 2017 (2)

Most Times Sacked, Season

57	1980
55	2007
53	1975

Fewest Times Sacked, Season

19	1994
21	1978, 1991, 1995, 2003
22	1990

Most Times Sacked, Game

10 vs. Baltimore	Nov. 2, 1980
9 vs. San Diego	Dec. 2, 2007
8 at Pittsburgh	Dec. 5, 1982

8 vs. L.A. Raiders Dec. 12, 1982

Most Times Sacked, Both Teams, Game

13 Kansas City (2) vs. Cleveland (11) Sept. 30, 1984
13 Kansas City (6) vs. Houston (7) Sept. 21, 1986

Most Consecutive Games Without Allowing A Sack

3 1988, 2000

Most Consecutive Seasons Leading League, Completion Percentage

*4 1966-69
*NFL RECORD

Highest Completion Percentage, Season

68.46 371-254 2017
66.85 546-365 2016
65.95 561-370 2004
65.54 473-310 2015
63.25 536-339 2003
62.52 507-317 2005
61.22 470-287 2002
60.99 546-333 2013

Lowest Completion Percentage, Season

44.36 (399-177) 1961
48.05 (435-209) 1960
48.90 (409-200) 1965
49.33 (521-257) 1986
50.38 (395-199) 1965

Most Passing Touchdowns, Season

32 1964
31 1966
30 1963
29 1983, 2000

Fewest Passing Touchdowns, Season

7 1978, 1979
8 2012
10 1973, 1982 (9 games)
11 1974, 1977
13 1981, 2011

Most Passing Touchdowns, Game

6 vs. Denver Nov. 1, 1964
5 7 times; Last at Oakland Dec. 15, 2013

Most Passing Touchdowns, Both Teams, Game

9 Kansas City (4) at Denver (5) Nov. 14, 2010
8 Kansas City (6) vs. Denver (2) Nov. 1, 1964
8 Kansas City (4) at San Diego (4) Dec. 11, 1983
8 Kansas City (3) vs. IND (5) Oct. 31, 2004

Most Passes Had Intercepted, Season

27 1961
26 1977
25 1974

Fewest Passes Had Intercepted, Season

5 1990
6 2014, 2017
7 2015
8 1982 (9 games), 2010, 2016
9 2013
10 1993, 1994, 1997, 2005

Most Passes Had Intercepted, Game

7 vs. Pittsburgh Oct. 13, 1974

6 at Seattle Nov. 4, 1984

6 vs. L.A. Raiders Oct. 20, 1985

Most Passes Had Intercepted, Both Teams, Game

9 Kansas City (3) vs. Miami (6) Nov. 13, 1966
8 8 times
Last; Kansas City (2) at Oakland (6) Oct. 23, 2011

Punting

Most Seasons Leading League (Average Distance)

*6 1968, 1971-73, 1979, 1984
*NFL RECORD

Most Consecutive Seasons Leading League

3 1971-73

Most Punts, Season

104 1999
99 1986
98 1984

Fewest Punts, Season

38 1982 (9 games)
54 1962
55 2004
57 1991

Most Punts, Game

11 at N.Y. Jets Sept. 18, 1965
11 vs. Baltimore Sept. 2, 1979
11 at San Francisco Nov. 17, 1985
11 at Cleveland Nov. 19, 1989
11 vs. San Diego Nov. 13, 1994
11 at Chicago Dec. 4, 2011
10 vs. Denver Oct. 6, 1974
10 at Oakland Oct. 5, 1980
10 at N.Y. Jets Oct. 2, 1988
10 at San Diego Nov. 26, 2000
10 at N.Y. Jets Dec. 30, 2007
10 at Jacksonville Sept. 8, 2013

Fewest Punts, Game

0 at L.A. Raiders Dec. 22, 1991
0 vs. Carolina Dec. 10, 2000

Highest Punting Average Distance, Season

46.83 (83-3,887) 2012
45.89 (89-4,084) 2011
45.53 (80-3,642) 1973
45.33 (89-4,034) 2013
45.26 (65-2,942) 1968

Lowest Punting Average Distance, Season

36.06 (54-1,947) 1962
37.83 (64-2,422) 2002
38.53 (70-2,697) 1981

Most Punts Had Blocked, Season

2 1974, 1975, 1985, 1999

Most Punts Had Blocked, Game

2 vs. Denver Oct. 27, 1985

Punt Returns

Most Seasons Leading League (Average Return)

6 1960, 1968, 1970, 1979-80, 2003

Most Punt Returns, Season (All 50+)

59 2013

58 1979, 1995, 1999

52 2010

Fewest Punt Returns, Season

15 1982 (9 games)

24 2004

26 1961, 1963, 2008

Most Punt Returns, Game

9 at Oakland Nov. 15, 2009

8 vs. San Diego Nov. 10, 1974

8 at St. Louis Dec. 19, 2010

7 vs. Oakland Sept. 23, 1979

7 vs. N.Y. Giants Oct. 21, 1979

7 vs. Detroit Sept. 26, 1999

7 at Denver Dec. 5, 1999

7 at Oakland Oct. 21, 2007

7 at Jacksonville Sept. 8, 2013

7 at Washington Dec. 8, 2013

Most Punt Returns, Both Teams, Game

15 Kansas City (6) vs. Baltimore (9) Sept. 2, 1979

Most Punt Return Yards, Season (All 600+)

695 2013

640 1999

612 1979

Fewest Punt Return Yards, Season

126 1972

129 1982 (9 games)

150 1971

Most Punt Return Yards, Game

177 at Washington Dec. 8, 2013

160 vs. San Diego Sept. 13, 2010

141 vs. Oakland Sept. 23, 1979

139 at Denver Dec. 5, 1999

131 vs. Boston Dec. 11, 1960

Highest Punt Return Average, Season

16.42 (33-542) 2003

15.03 (33-496) 1960

14.80 (40-592) 2016

14.53 (40-581) 1980

14.52 (31-450) 1968

Lowest Punt Return Average, Season

4.34 (29-126) 1972

4.69 (32-150) 1971

6.50 (26-169) 2008

6.53 (32-209) 2009

Most Punt Return Touchdowns, Season

2 1968, 1979, 1980, 1992, 1999, 2002, 2003, 2013, 2016

1 1960, 1965, 1966, 1987, 1995, 1997, 2006, 2010, 2017

Most Punt Return Touchdowns, Game

1 28 times; Last at Houston Oct. 8, 2017

Most Punt Return Touchdowns, Both Teams, Game

*2 Kansas City (1) at Buffalo (1) Sept. 11, 1966

*NFL RECORD

Kickoff Returns

Most Kickoff Returns, Season

80 2008

77 2009

75 2004

70 1987, 2000

68 2005

Fewest Kickoff Returns, Season

31 1973

34 1982 (9 games)

35 2015

37 1962

38 1968, 1998

39 1992

Most Kickoff Returns, Game

11 vs. Buffalo Nov. 23, 2008

10 vs. Oakland Nov. 2, 1967

10 vs. Seattle Sept. 20, 1987

9 vs. Pittsburgh Nov. 10, 1985

Most Kickoff Return Yards, Season

1,820 2004

1,716 2008

1,666 2009

1,591 2005

1,577 2003

Fewest Kickoff Return Yards, Season

722 1992

723 1982 (9 games)

725 1973

736 1968

784 1990

Most Kickoff Return Yards, Game

251 at Miami Dec. 12, 1994

245 at San Diego Oct. 15, 1967

236 vs. Pittsburgh Nov. 10, 1985

Highest Kickoff Return Average, Season

*29.91 (44-1,316) 2013

27.64 (53-1,465) 1961

26.59 (41-1,090) 1969

25.81 (37-955) 1962

*NFL RECORD

Lowest Kickoff Return Average, Season

16.52 (56-925) 1988

17.04 (46-784) 1990

17.20 (54-929) 1983

Most Kickoff Return Touchdowns, Season

2 1987, 1995, 2003, 2004, 2013

1 1961, 1963, 1967, 1969, 1986, 1994, 1996, 1997, 2002, 2005, 2009, 2014, 2016

Most Kickoff Return Touchdowns, Game

1 23 times; Last at Denver Nov. 27, 2016

Fumbles

Most Fumbles, Season

42 1980

Fewest Fumbles, Season

2 2017

*7 2002
13 1982 (9 games), 2003
15 2010
16 2015
17 1995, 1996, 2011
18 2016
19 2001
*NFL RECORD

Most Fumbles, Game

*10 vs. Houston	Oct. 12, 1969
*NFL RECORD	

Most Fumbles, Both Teams, Game

*14 Kansas City (10) vs. Houston (4)	Oct. 12, 1969
*NFL RECORD	

Most Fumbles Lost, Season

24 1981, 1987
21 1965, 1977

Fewest Fumbles Lost, Season

*2 2002, 2017
4 1982 (9 games)
6 2003, 2010
8 1967, 1991, 2008, 2015
9 1992, 1999, 2001, 2016
*NFL RECORD

Most Fumbles Lost, Game

6 vs. Houston	Oct. 12, 1969
---------------	---------------

Most Turnovers, Season

47 1977
46 1981
41 1965, 1987, 1989
40 1964

Fewest Turnovers, Season

8 2017
*12 1982 (9 games)
14 2010
15 2002, 2015
17 2014, 2016
18 2003, 2013
19 1990
*NFL RECORD

Most Turnovers, Game

9 vs. Buffalo	Oct. 17, 1965
9 vs. Pittsburgh	Oct. 13, 1974
8 vs. San Diego	Sept. 20, 1981

Most Turnovers, Both Teams, Game

16 Kansas City (7) vs. Houston (9)	Oct. 12, 1969
------------------------------------	---------------

Penalties

Fewest Penalties, Season

43 1982 (9 games)
52 1963
56 1964
61 1966

Most Penalties, Season

*158 1998
127 1994

126 1999
122 1993, 1996

*NFL RECORD

Fewest Penalties, Game

*0 vs. Buffalo	Oct. 2, 1966
0 vs. Oakland	Dec. 8, 1974
1 24 times; Last at San Diego	Dec. 29, 2013

*NFL RECORD

Most Penalties, Game

17 at Seattle	Nov. 8, 1998
15 vs. San Diego	Sept. 20, 1998
15 at New England	Sept. 7, 2017
14 at Atlanta	Sept. 18, 1994
14 at Denver	Oct. 17, 1994

Fewest Penalties, Both Teams, Game

1 Kansas City (0) vs. Buffalo (1)	Oct. 2, 1966
-----------------------------------	--------------

Most Penalties, Both Teams, Game

30 Kansas City (17) at Seattle (13)	Nov. 8, 1998
27 Kansas City (12) at Oakland (15)	Nov. 7, 2010
26 Kansas City (7) vs. San Diego (19)	Oct. 16, 1997
26 Kansas City (11) vs. Oakland (15)	Dec. 24, 2011
25 Kansas City (11) vs. Denver (14)	Sept. 20, 1993
24 Kansas City (13) at L.A. Raiders (11)	Oct. 9, 1983
24 Kansas City (12) vs. L.A. Raiders (12)	Sept. 16, 1984
24 Kansas City (10) vs. L.A. Raiders (14)	Dec. 13, 1987
24 Kansas City (14) at Atlanta (10)	Sept. 18, 1994
24 Kansas City (14) at Denver (10)	Oct. 17, 1994
24 Kansas City (15) vs. San Diego (9)	Sept. 20, 1998
24 Kansas City (10) at Oakland (14)	Oct. 23, 2011
24 Kansas City (9) at Denver (15)	Nov. 27, 2016

Fewest Yards Penalized, Season

371 1982 (9 games)
515 1974
577 2006
602 2001
604 1964

Most Yards Penalized, Season

*1,304 1998
*NFL Record

Fewest Yards Penalized, Game

0 vs. Buffalo	Oct. 2, 1966
0 vs. Oakland	Dec. 8, 1974
1 vs. San Diego	Dec. 22, 2002
3 vs. Buffalo	Sept. 11, 2011
5 11 times; Last at San Diego	Dec. 29, 2013

Most Yards Penalized, Game

154 vs. Oakland	Nov. 1, 1970
152 at Seattle	Nov. 8, 1998
141 at San Diego	Oct. 25, 1987

Fewest Yards Penalized, Both Teams, Game

10 Kansas City (10) vs. Boston (0)	Nov. 17, 1968
10 Kansas City (0) vs. Oakland (10)	Dec. 8, 1974
10 Kansas City (5) at Denver (5)	Dec. 7, 2008

Most Yards Penalized, Both Teams, Game

259 KC (141) at San Diego (118)	Oct. 25, 1987
258 KC (126) vs. L.A. Raiders (132)	Sept. 16, 1984



Scoring

Fewest Points Allowed, Season

170	1968
177	1969
184	1982 (9 games)
192	1973
208	1971

Lowest Scoring Average, Season

12.1	(170 in 14 games)	1968
12.6	(177 in 14 games)	1969
13.7	(192 in 14 games)	1973
14.5	(232 in 16 games)	1997
14.9	(208 in 14 games)	1971

Most Points Allowed, Season

440	2008
435	2004
425	2012
424	2009

Highest Scoring Average, Season

27.5	(440 in 16 games)	2008
27.2	(435 in 16 games)	2004
26.9	(376 in 14 games)	1976
26.6	(425 in 16 games)	2012
26.5	(424 in 16 games)	2009

Most Points Allowed, Game

54	vs. Buffalo	Nov. 23, 2008
51	at Seattle	Nov. 27, 1983 (OT)
50	at Buffalo	Oct. 3, 1976
49	at Oakland	Nov. 5, 2000
49	at Denver	Nov. 14, 2010

Most First-Half Points Allowed, Game

35	at San Diego	Oct. 25, 1987
35	at Denver	Nov. 14, 2010
34	vs. Seattle	Dec. 11, 1977
31	Seven times, last at Pittsburgh	Oct. 15, 2006

Fewest First-Half Points Allowed, Season

74	1969
95	1982 (9 games)
97	1965
101	1973
103	1968

Most First-Quarter Points Allowed, Season

101	1998
95	1976, 2012
93	2009
92	1997
88	1987

Fewest First-Quarter Points Allowed, Season

29	1963, 1969
30	1973
32	1970
33	1965, 1966
37	1984

Most First-Quarter Points Allowed, Game

31	at Buffalo	Sept. 13, 1962
22	at Pittsburgh	Oct. 2, 2016
21	at Denver	Nov. 16, 1986
21	at Denver	Nov. 14, 2010
17	vs. Oakland	Nov. 23, 1967
17	at Denver	Oct. 27, 1996
17	vs. Pittsburgh	Sept. 14, 2003
17	at Denver	Sept. 26, 2005
17	vs. San Diego	Sept. 30, 2012

Most Second-Quarter Points Allowed, Season

152	2004
141	2008
135	1985
133	1999
127	1961, 1984

Fewest Second-Quarter Points Allowed, Season

45	1969
55	1979, 1982 (9 games)
57	1968, 1992
59	1995
64	1965

Most Second-Quarter Points Allowed, Game

28	vs. San Diego	Nov. 15, 1964
28	vs. Oakland	Oct. 16, 1966
28	at Baltimore	Dec. 21, 1980
28	at Seattle	Nov. 4, 1984
28	at Seattle	Sept. 11, 1988
24	at Oakland	Nov. 3, 1968

Most Third-Quarter Points Allowed, Season

106	2008, 2012
103	2001
100	2009
98	1975
95	2011

Fewest Third-Quarter Points Allowed, Season

22	1971
29	1995
31	1982 (9 games)
34	1974
35	1973

Most Third-Quarter Points Allowed, Game

28	at Houston	Oct. 24, 1965
22	at Boston	Nov. 18, 1960
21	Nine times; Last at Baltimore	Sept. 13, 2009

Most Fourth-Quarter Points Allowed, Season

139	1961
130	1983, 2002
129	2004
127	1976
121	1985

Fewest Fourth-Quarter Points Allowed, Season

27	1968
44	1997
54	2013

56 1973

57 1960, 1962, 1981

Most Fourth-Quarter Points Allowed, Game

24 at New Orleans Sept. 8, 1985

22 vs. Denver Nov. 1, 1964

21 13 times; Last at Houston Oct. 8, 2017

Most Second-Half Points Allowed, Game

38 at Houston Oct. 24, 1965

37* at Seattle Nov. 27, 1983

35 vs. San Diego Oct. 20, 1963

35 vs. Pittsburgh Nov. 7, 1976

31 at Miami Sept. 22, 1985

31 at Miami Dec. 12, 1994

31 vs. San Diego Nov. 24, 2013

*Includes three in OT

Fewest Second-Half Points Allowed, Season

67 1968

89 1982 (9 games)

91 1973, 1997

96 1971

101 1972

Fewest Touchdowns Allowed, Season

18 1968

19 1969

21 1971

Most Touchdowns Allowed, Season

53 2004

51 1976

49 2008

48 2009

47 2012

Most Touchdowns Allowed, Game

7 at Buffalo Oct. 3, 1976

7 at Oakland Nov. 5, 2000

7 at Denver Nov. 14, 2010

6 16 times; Last at Pittsburgh Oct. 2, 2016

Most Shutouts, Season

3 1960

2 1967, 1969

Most Consecutive Shutouts

2 1960 Dec. 4-11, 1960

Most Games Allowed 10 Points or Less, Season

9 1968

7 1969

6 1973, 1979, 1990, 1995

Most Consecutive Games Allowed 10 Points or Less

5 1968

3 1960, 1968, 1995, 1997

Largest Opponent Comeback Victories

Opponent	Deficit	Final	Date
21 vs. Tampa Bay	24-3	27-30 (OT)	Nov. 2, 2008

18 vs. Philadelphia	24-6	31-37	Oct. 2, 2005
---------------------	------	-------	--------------

18 vs. San Diego	21-3	21-22	Dec. 14, 2008
------------------	------	-------	---------------

17 at Houston	17-0	36-38	Oct. 24, 1965
---------------	------	-------	---------------

17 vs. L.A. Raiders	17-0	17-24	Oct. 5, 1986
---------------------	------	-------	--------------

17 at Chicago	17-0	27-28	Nov. 13, 1977
---------------	------	-------	---------------

17 at San Diego	34-17	37-38	Nov. 22, 1998
-----------------	-------	-------	---------------

17 vs. Oakland	17-0	38-41 (OT)	Jan. 2, 2000
----------------	------	------------	--------------

First Downs

Fewest First Downs Allowed, Season

170 1982 (9 games)

181 1969

200 1965

204 1964

Most First Downs Allowed, Season

367 2002

344 1987, 2008

342 2016

336 1985

335 1984

Fewest First Downs Allowed, Game

5 vs. Oakland Dec. 7, 1997

6 at Boston Sept. 21, 1969

6 vs. Boston Oct. 11, 1970

6 at Chicago Dec. 29, 1990

7 10 times; Last at Washington Oct. 18, 2009

Most First Downs Allowed, Game

35 vs. San Diego Oct. 19, 1986

34 at Denver Nov. 18, 1974

34 at Cleveland Oct. 30, 1977

Fewest Rushing First Downs Allowed, Season

52 1968

53 1969

67 1965

Most Rushing First Downs Allowed, Season

169 1977

162 1988

149 1975

Fewest Rushing First Downs Allowed, Game

*0 vs. Houston Dec. 4, 1960

0 vs. Buffalo Dec. 3, 1967

0 at Denver Oct. 3, 1971

0 at Oakland Dec. 3, 1995

0 vs. Oakland Dec. 7, 1997

0 vs. St. Louis Dec. 8, 2002

0 vs. N.Y. Jets Sept. 11, 2005

1 19 times; Last vs. Oakland Dec. 24, 2011

*NFL RECORD

Most Rushing First Downs Allowed, Game

21 vs. Pittsburgh Nov. 7, 1976

20 at Oakland Dec. 28, 2002

19 at Cleveland Oct. 30, 1977

Fewest Passing First Downs Allowed, Season

92 1982 (9 games)

95 1973

111 1969, 1970

Most Passing First Downs Allowed, Season

227 2002

209 2016

202 2000

195 2008

193 2015, 2016

Fewest Passing First Downs Allowed, Game

*0 at Houston Oct. 9, 1988

0 vs. San Diego Sept. 20, 1998

2 8 times; Last at Denver Jan. 1, 2012
*NFL RECORD

Most Passing First Downs Allowed, Game

25 at Denver Nov. 18, 1974
25 at Denver Nov. 14, 2010
23 at Oakland Oct. 19, 2017
22 at Cincinnati Dec. 6, 1987
22 vs. Philadelphia Oct. 2, 2005

Fewest Penalty First Downs Allowed, Season

9 1982 (9 games)
11 1964
13 1980

Most Penalty First Downs Allowed, Season

*56 1998
40 2004
36 1993
34 2015
33 1987

*NFL RECORD

Most Penalty First Downs Allowed, Game

7 2 times; Last N.Y. Jets Dec. 11, 2011
6 10 times; Last at Oakland Oct. 19, 2017

Net Yards Allowed Passing and Rushing

Fewest Yards Allowed, Season

2,733 1982 (9 games)
3,163 1969
3,575 1973
3,667 1970
3,749 1965

Most Yards Allowed, Season

6,291 2008
6,248 2002
6,211 2009
6,037 2004
5,896 2016

Fewest Yards Allowed, Game

89 vs. Seattle Dec. 24, 1995
91 vs. Houston Oct. 12, 1969
93 vs. Oakland Dec. 7, 1997
100 at Boston Sept. 21, 1969
105 vs. Boston Dec. 14, 1963
105 vs. Boston Oct. 11, 1970

Most Yards Allowed, Game

563 vs. Houston Dec. 16, 1990
542 at N.Y. Jets Oct. 2, 1988 (OT)
542 at Tennessee Dec. 13, 2004
539 at Oakland Nov. 3, 1968
539 vs. Oakland Oct. 3, 1977
535 vs. Denver Dec. 1, 2013

Fewest Plays Allowed, Season

556 1982 (9 games)
808 1969
813 1971

Most Plays Allowed, Season

1,159 1984
1,126 1985

1,102 1981

Fewest Plays Allowed, Game

39 vs. Houston Oct. 22, 1967
39 vs. Oakland Dec. 7, 1997
40 vs. Cincinnati Oct. 13, 1968
40 at Boston Sept. 21, 1969

Most Plays Allowed, Game

97 at N.Y. Jets Oct. 2, 1988 (OT)
95 vs. San Diego Oct. 19, 1986
91 vs. Chicago Nov. 8, 1981

Rushing

Fewest Rushing Attempts Allowed, Season

279 1982 (9 games)
316 1969
343 1967

Most Rushing Attempts Allowed, Season

634 1977
609 1988
601 1978

Fewest Rushing Attempts Allowed, Game

9 at Oakland Dec. 5, 2004
11 at New Orleans Sept. 4, 1994
11 at Oakland Dec. 3, 1995
12 at N.Y. Jets Nov. 27, 1966
12 at Seattle Nov. 28, 2010

Most Rushing Attempts Allowed, Game

65 at Buffalo Oct. 29, 1973
62 at Tampa Bay Dec. 16, 1979
61 at Oakland Dec. 8, 1973
61 vs. Chicago Nov. 8, 1981

Fewest Rushing Yards Allowed, Season

980 1960
1,066 1982 (9 games)
1,091 1969

Fewest Rushing Yards Per Game Allowed, Season

70.0 (980 in 14 games) 1960
77.9 (1,091 in 14 games) 1969
82.9 (1,327 in 16 games) 1995

Most Rushing Yards Allowed, Season

2,971 1977
2,861 1976
2,712 1975

Most Rushing Yards Per Game Allowed, Season

211.8 (2,971 in 14 games) 1977
204.4 (2,861 in 14 games) 1976
193.7 (2,712 in 14 games) 1975

Fewest Rushing Yards Allowed, Game

-27 vs. Houston Dec. 4, 1960
3 at San Diego Nov. 19, 1961
8 at Oakland Dec. 3, 1995

Most Rushing Yards Allowed, Game

351 vs. Cleveland Dec. 20, 2009
332 vs. Tennessee Oct. 19, 2008
330 vs. Pittsburgh Nov. 7, 1976
322 at Cleveland Oct. 30, 1977
300 vs. Oakland Sept. 14, 2008

Fewest Individual 100-Yard Games Allowed, Season

0 1960, 1969, 1971, 1981, 1995

Most Individual 100-Yard Games Allowed, Season

9 2003

8 1976, 1977, 2007

Fewest Rushing Touchdowns Allowed, Season

4 1968

5 2016

6 1969, 1971

7 1982 (9 games), 1995, 2013, 2015

Most Rushing Touchdowns Allowed, Season

25 2008

24 1975, 1976

23 1977, 1988

Most Rushing Touchdowns Allowed, Game

5 vs. Pittsburgh Nov. 7, 1976

5 at Denver Dec. 7, 2003

4 6 times; Last vs Tennessee Oct. 19, 2008

Passing

Fewest Pass Attempts Allowed, Season

262 1982 (9 games)

324 1973

325 1975

333 1977

Most Pass Attempts Allowed, Season

616 2002

607 2015

598 2016

596 1995

592 2013

Fewest Pass Attempts Allowed, Game

8 vs. Denver Nov. 13, 2011

9 at N.Y. Jets Nov. 7, 1971

9 vs. Oakland Dec. 8, 1974

10 vs. L.A. Raiders Sept. 16, 1973

10 at San Diego Dec. 18, 1988

Most Pass Attempts Allowed, Game

65 vs. San Diego Oct. 19, 1986

61 vs. Seattle Sept. 29, 1985

60 at Oakland Oct. 5, 1980

Fewest Pass Completions Allowed, Season

155 1982 (9 games)

157 1973

175 1977

186 1972, 1975

195 1970

Most Pass Completions Allowed, Season

403 2002

350 2016

348 2008

349 2015

334 2013

Fewest Pass Completions Allowed, Game

1 vs. San Diego Sept. 20, 1998

2 vs. Denver Nov. 13, 2011

3 vs. Houston Oct. 22, 1967

3 at N.Y. Jets Nov. 7, 1971

3 vs. Oakland Dec. 8, 1974

4 at San Diego Nov. 2, 1986

4 at Houston Oct. 9, 1988

Most Pass Completions Allowed, Game

39 at New England Sept. 22, 2002

37 vs. San Diego Dec. 22, 1985

37 vs. San Diego Oct. 19, 1986

37 vs. New Orleans Oct. 23, 2016

35 vs. Oakland Oct. 27, 2002

34 vs. L.A. Raiders Sept. 12, 1985

34 vs. San Diego Dec. 14, 2008

Fewest Passing Yards Allowed, Season

1,619 1973

1,667 1982 (9 games)

1,942 1973

2,010 1970

Most Passing Yards Allowed, Season

4,203 2004

4,181 2002

3,988 2015

3,962 2013

3,958 2016

Fewest Passing Yards Allowed, Game

-19 vs. San Diego Sept. 20, 1998

9 vs. N.Y. Jets Nov. 7, 1971

12 vs. Oakland Dec. 8, 1974

Most Passing Yards Allowed, Game

499 vs. Houston Dec. 16, 1990

472 vs. Indianapolis Oct. 31, 2004

469 at Oakland Nov. 3, 1968

Fewest Individual 300-Yard Games Allowed, Season

0 1962, 1970, 1971, 1972, 1973, 1974, 1977, 1978, 1988, 2000

Most Individual 300-Yard Games Allowed, Season

8 2002

Fewest Passing Touchdowns Allowed, Season

10 1969

11 1971, 1973

12 1982 (9 games), 1988

Most Passing Touchdowns Allowed, Season

32 2004

29 2012

27 2002

25 1964, 1976, 1980, 1987, 2000, 2005, 2009, 2013, 2015

24 1999

Most Passing Touchdowns Allowed, Game

5 vs. Indianapolis Oct. 31, 2004

5 at Denver Nov. 14, 2010

5 vs. Denver Dec. 1, 2013

5 at Green Bay Sept. 28, 2015

5 at Pittsburgh Oct. 2, 2016

4 16 times; Last at Detroit Sept. 18, 2011

Sacks

Most Seasons Leading League

4 1960, 1965, 1969, 1990

Most Sacks, Season

60.0 1990
54.0 1997
51.0 2000
50.0 1984, 1992

Fewest Sacks, Season

*10.0 2008
15.0 1982 (9 games)
22.0 1976, 2009
23.0 1988

*NFL RECORD

Most Sacks, Game

11.0 vs. Cleveland Sept. 30, 1984
10.0 vs. Oakland Sept. 6, 1998
9.0 at Buffalo Nov. 2, 1969
9.0 vs. Seattle Nov. 11, 1990
9.0 vs. Oakland Oct. 13, 2013

Most Opponents Yards Lost Attempting to Pass, Season

439 1968

Fewest Opponents Yards Lost Attempting to Pass, Season

62 2008
120 1982 (9 games)
137 2009

Interceptions By

Most Consecutive Seasons Leading League

5 1966-70

Most Passes Intercepted By, Season

37 1968
33 1966
32 1960, 1962, 1969

Fewest Passes Intercepted By, Season

7 2012
11 1987
12 1982 (9 games), 1994

Most Passes Intercepted By, Game

7 at San Diego Dec. 8, 1968
6 8 times; Last vs. New York Jets Sept. 25, 2016

Most Consecutive Games, One or More Interceptions By

23 1967-69
18 1966-67
16 1982-83

Most Yards Returning Interceptions, Season

596 1969
578 1967
567 1986

Fewest Yards Returning Interceptions, Season

119 2012
124 2006
140 1987

Most Yards Returning Interceptions, Game

188 vs. N.Y. Titans Dec. 17, 1961
162 at Oakland Dec. 6, 2015

142 vs. L.A. Raiders Oct. 28, 1991
136 vs. Seattle Dec. 11, 1977

Most Touchdowns Returning Interceptions, Season

6 1992
5 1972, 1974, 1999, 2013
4 1960, 1967, 1986, 1997, 2015, 2016

Most Touchdowns Returning Interceptions, Game

2 vs. N.Y. Titans Dec. 17, 1961
2 at Denver Oct. 1, 1972
2 at Denver Dec. 19, 1982
2 vs. San Diego Oct. 19, 1986
2 vs. Denver Dec. 27, 1992
2 at Baltimore Oct. 21, 1999
2 at Denver Jan. 3, 2010
2 at Oakland Oct. 23, 2011

Most Touchdowns Returning Interceptions, Both Teams, Game

*4 Kansas City (0) at Seattle (4) Nov. 4, 1984
3 Kansas City (2) vs. San Diego (1) Oct. 19, 1986
*NFL RECORD

Opponents Interceptions

Most Yards, Interception Returns Opponents, Season

688 1984

Most Yards Interception Returns, Opponent, Game

*325 at Seattle Nov. 4, 1984
*NFL RECORD

Most Touchdowns Returning Interceptions Opponents, Season

7 1984

Most Touchdowns Returning Interceptions Opponent, Game

*4 at Seattle Nov. 4, 1984
*NFL RECORD

Punting

Most Opponents Punts, Season

102 1995
98 1999
94 1969

Fewest Opponents Punts, Season

38 1982 (9 games)
50 2008
55 1962

Lowest Opponents Average Distance, Season

37.0 1986, 1990
38.6 1982 (9 games)
38.9 1981

Highest Opponents Average Distance, Season

47.6 2011
46.8 2012
46.6 2013
45.7 2005
45.2 2010

Most Opponents Punts Blocked, Season

6 1990

4 1986
3 1963, 1982
2 1966, 1979, 1980, 1989, 1997, 2001, 2002, 2006

Most Opponents Punts Blocked, Game

3 vs. Denver Dec. 8, 1963
2 at Seattle Sept. 30, 1979
2 vs. Cleveland Sept. 30, 1990

Punt Returns

Most Opponents Punt Returns, Season

60 1984
55 1974, 1976
54 1983

Most Opponents Punt Returns, Game

9 at Cincinnati Nov. 24, 1974

Fewest Punt Return Yards Allowed, Season

157 2016
170 2015
179 2005
190 1991
219 1962
220 1968

Most Punt Return Yards Allowed, Season

702 1977
634 1974
572 1986

Most Punt Return Yards Allowed, Game

170 at San Diego Sept. 26, 1965

Lowest Punt Return Average Allowed, Season

5.23 (30-157) 2016
6.37 (46-293) 1981
6.43 (49-315) 1979
6.47 (38-246) 2013

Highest Punt Returns Average Allowed, Season

15.36 (22-338) (9 games) 1982
14.93 (29-433) 1965
14.04 (50-702) 1977

Most Punt Returns Touchdowns Allowed, Season

2 1982, 1990, 2004, 2012

Kickoff Returns

Fewest Opponents Kickoff Returns, Season

25 2011
27 2012
35 2016
40 1973
42 1982 (9 games)
43 1972, 2013

Most Opponents Kickoff Returns, Season

88 2002
87 2003
85 2004
84 1966

Fewest Kickoff Return Yards Allowed, Season

605 2011
690 2012
794 1982 (9 games)

843 2016
958 1977

Most Kickoff Return Yards Allowed, Season

2,053 2005
2,045 1966
2,043 2003
1,908 2004
1,880 2002

Most Kickoff Return Yards Allowed, Game

289 at Denver Sept. 7, 1963
278 vs. Cleveland Dec. 20, 2009

Lowest Kickoff Return Average Allowed, Season

17.17 (81-1,391) 1990
18.00 (71-1,278) 1986
18.80 (64-1,203) 1992

Highest Kickoff Return Average Allowed, Season

25.78 (40-1,031) 1973
25.56 (27-690) 2012
25.37 (54-1,370) 1974

Most Kickoff Return Touchdowns Allowed, Season

2 1988
2 1989
2 2009

Blocked Field Goals

Most Blocked Field Goals, Season

6 1960
5 1966
4 1962, 1965, 1973
3 1963, 1967, 1996
2 1982 (9 games), 1986, 1992, 1993, 2003

Most Blocked Field Goals, Game

3 at San Diego Oct. 15, 1967
2 vs. Buffalo Dec. 18, 1960
2 at Oakland Nov. 3, 1963
2 at Oakland Sept. 18, 1966
2 at San Diego Oct. 15, 1967
2 at Green Bay Oct. 4, 1973
2 at San Diego Oct. 17, 1993
2 at San Diego Nov. 30, 2003

Fumbles

Fewest Opponents Fumbles, Season

16 1971
18 1984, 2011
19 2000, 2012, 2015

Fewest Opponents Fumbles Recovered, Season

6 2011, 2012
7 1971, 2015
8 1966, 2004, 2007
9 2010
10 1982 (9 games), 1996

Most Opponents Fumbles, Season

42 1981
40 1975
39 1977

Most Opponents Fumbles Recovered, Season

26 1994

25 1990
23 1977

9 vs. Houston Oct. 12, 1969
9 vs. St. Louis Oct. 2, 1983

Turnovers

Fewest Opponents Turnovers, Season

13 2012
21 2004
22 1982 (9 games), 2007
23 2010
26 2001, 2011

Most Opponents Turnovers, Season

51 1983
49 1962, 1968, 1986

Most Opponents Turnovers, Game

9 vs. Houston Oct. 28, 1962

Best Turnover Ratio, Season

26 (45 takes/19 gives) 1990
22 (49 takes/27 gives) 1968
21 (45 takes/21 gives) 1999
18 (49 takes/31 gives) 1962
18 (39 takes/21 gives) 1992
18 (36 takes/18 gives) 2013

Worst Turnover Ratio, Season

-24 (13 takes/37 gives) 2012
-13 (28 takes/41 gives) 1987
-11 (22 takes/33 gives) 2007
-8 (33 takes/41 gives) 1965
-8 (33 takes/41 gives) 1989



Single Game

Pass Attempts (All 50+)

58 Mark Hermann, San Diego	Dec. 22, 1985
56 Kyle Orton, Denver	Jan. 3, 2010
55 Rich Gannon, Oakland	Oct. 27, 2002
54 Steve DeBerg, Tampa Bay	Oct. 28, 1984
54 Tom Brady, New England	Sept. 22, 2002
52 Jim Plunkett, Oakland	Oct. 5, 1980
52 Derek Carr, Oakland	Oct. 19, 2017
50 Brian Griese, Denver	Oct. 20, 2002

Pass Completions (All 30+)

39 Tom Brady, New England	Sept. 22, 2002
37 Mark Hermann, San Diego	Dec. 22, 1985
37 Drew Brees, New Orleans	Oct. 23, 2016
35 Rich Gannon, Oakland	Oct. 27, 2002
34 Jim Plunkett, Oakland	Sept. 12, 1985
34 Philip Rivers, San Diego	Dec. 14, 2008
33 Drew Bledsoe, New England	Dec. 4, 2000
33 Donovan McNabb, Philadelphia	Oct. 2, 2005
32 Jay Cutler, Denver	Dec. 7, 2008
32 Ben Roethlisberger, Pittsburgh	Nov. 22, 2009
32 Kyle Orton, Denver	Jan. 3, 2010
31 Jim Zorn, Seattle	Sept. 27, 1981
31 Rich Gannon, Oakland	Sept. 9, 2001
31 Marc Bulger, St. Louis	Nov. 5, 2006
31 Jeff Garcia, Tampa Bay	Nov. 2, 2008
31 Derek Carr, Oakland	Dec. 6, 2015
30 Dan Fouts, San Diego	Oct. 14, 1984
30 Tony Romo, Dallas	Sept. 15, 2013

Passing Yards (All 400+)

527 Warren Moon, Houston	Dec. 16, 1990
472 Peyton Manning, Indianapolis	Oct. 31, 2004
445 Charley Johnson, Denver	Nov. 18, 1974
431 Kyle Orton, Denver	Jan. 3, 2010
426 Billy Volek, Tennessee	Dec. 13, 2004
417 Derek Carr, Oakland	Oct. 19, 2017
413 Pete Beathard, Houston	Sept. 9, 1968
410 Tom Brady, New England	Sept. 22, 2002
403 Peyton Manning, Denver	Dec. 1, 2013
400 John Elway, Denver	Dec. 6, 1998

Touchdown Passes

5 George Blanda, Houston	Oct. 24, 1965
5 Peyton Manning, Indianapolis	Oct. 31, 2004
5 Peyton Manning, Denver	Dec. 1, 2013
5 Aaron Rodgers, Green Bay	Sept. 28, 2015
5 Ben Roethlisberger, Pittsburgh	Oct. 2, 2016
5 Deshaun Watson, Houston	Oct. 8, 2017

Interceptions Thrown

6 John Hadl, San Diego	Dec. 8, 1968
6 Ryan Fitzpatrick, N.Y. Jets	Sept. 25, 2016
5 George Blanda, Houston	Oct. 28, 1962
5 John Hadl, San Diego	Dec. 16, 1962
5 Babe Parilli, Boston	Dec. 14, 1963
5 George Blanda, Houston	Oct. 4, 1964
5 Pete Beathard, Houston	Oct. 12, 1969
5 Marty Domres, San Diego	Nov. 9, 1969
5 Alan Pastrana, Denver	Dec. 6, 1970
5 James Harris, San Diego	Nov. 26, 1978

5 Jim Plunkett, Oakland	Oct. 5, 1980
5 Jim Zorn, Seattle	Nov. 9, 1980
5 Dave Krieg, Seattle	Dec. 9, 1984
5 John Elway, Denver	Dec. 14, 1985

Long Pass (All 80+)

90 N. Johnson to R. Upchurch, Denver	Sept. 21, 1975
89 J. Kemp to E. Dubenion, Buffalo	Oct. 13, 1963
87 S. McNair to M. Clayton, Baltimore	Dec. 10, 2006
87 M. Hasselbeck to B. Obomanu, SEA	Nov. 28, 2010
82 J. Lee to A. Denson, Denver	Nov. 1, 1964
82 D. Lamonica to F. Biletnikoff, Oakland	Nov. 3, 1968
82 B. Griese to S. Sharpe, Denver	Oct. 20, 2002
80 J. Lee to B. Groman	Oct. 22, 1961
80 S. Wyche to B. Trumpy	Sept. 28, 1969

Pass Receptions

16 Troy Brown, New England	Sept. 22, 2002
14 Kellen Winslow, San Diego	Dec. 11, 1983
14 Jabar Gaffney, Denver	Jan. 3, 2010
13 Joe Washington, Baltimore	Sept. 2, 1979
13 Terrance Mathis, Atlanta	Sept. 18, 1994
13 Tim Brown, Oakland	Oct. 27, 2002
13 Steven Jackson, St. Louis	Nov. 5, 2006

Receiving Yards (All 200+)

250 Miles Austin, Dallas	Oct. 11, 2009
245 Haywood Jeffries, Houston	Dec. 16, 1990
233 Drew Bennett, Tennessee	Dec. 13, 2004
232 Lance Alworth, San Diego	Oct. 20, 1963
214 Shannon Sharpe, Denver	Oct. 20, 2002
213 Jabar Gaffney, Denver	Jan. 3, 2010
210 Amari Cooper, Oakland	Oct. 19, 2017
203 Don Maynard, N.Y. Jets	Sept. 15, 1968

Touchdown Receptions

4 Eric Decker, Denver	Dec. 1, 2013
3 Bob Chandler, Buffalo	Oct. 3, 1976
3 Kellen Winslow, San Diego	Dec. 11, 1983
3 Shannon Sharpe, Denver	Dec. 12, 1993
3 Drew Bennett, Tennessee	Dec. 13, 2004
3 Antonio Gates, San Diego	Oct. 30, 2005
3 Randall Cobb, Green Bay	Sept. 28, 2015
3 DeAndre Hopkins, Houston	Oct. 8, 2017

Rushing Attempts

39 O.J. Simpson, Buffalo	Oct. 29, 1973
39 Ricky Bell, Tampa Bay	Dec. 16, 1979
39 Marion Butts, San Diego	Dec. 17, 1989

Rushing Yards (All 200+)

286 Jerome Harrison, Cleveland	Dec. 20, 2009
220 Tiki Barber, N.Y. Giants	Dec. 17, 2005
218 Clinton Portis, Denver	Dec. 7, 2003
217 Gary Anderson, San Diego	Dec. 18, 1988
214 Greg Pruitt, Cleveland	Dec. 14, 1975
207 Curt Warner, Seattle	Nov. 27, 1983 (OT)

Rushing Touchdowns

5 Clinton Portis, Denver	Dec. 7, 2003
3 Jon Keyworth, Denver	Nov. 18, 1974
3 Greg Pruitt, Cleveland	Dec. 14, 1975
3 Pete Banaszak, Oakland	Dec. 21, 1975

3 Walter Payton, Chicago	Nov. 13, 1977
3 Curt Warner, Seattle	Nov. 27, 1983 (OT)
3 Marcus Allen, L.A. Raiders	Nov. 25, 1990
3 Rodney Hampton, N.Y. Giants	Dec. 19, 1992
3 Terrell Davis, Denver	Dec. 6, 1998
3 Curtis Martin, N.Y. Jets	Nov. 11, 2001
3 Clinton Portis, Denver	Dec. 15, 2002
3 Onterio Smith, Minnesota	Dec. 20, 2003
3 Michael Pittman, Tampa Bay	Nov. 7, 2004
3 Michael Turner, Atlanta	Sept. 21, 2008
3 LenDale White, Tennessee	Oct. 19, 2008
3 Jerome Harrison, Cleveland	Dec. 20, 2009
3 Jeremy Hill, Cincinnati	Oct. 4, 2015
3 Mike Gillislee, New England	Sept. 7, 2017

Long Run (All 80+)

87 Paul Lowe, San Diego	Sept. 10, 1961
85 LaDainian Tomlinson, San Diego	Dec. 17, 2006
80 LenDale White, Tennessee	Oct. 19, 2008

Total Touchdowns

5 Clinton Portis, Denver	Dec. 7, 2003
4 Clinton Portis, Denver	Dec. 15, 2002
4 Eric Decker, Denver	Dec. 1, 2013

Interceptions Made

4 Deltha O'Neal, Denver	Oct. 7, 2001
3 David Fulcher, Cincinnati	Oct. 1, 1989

Long Interception Return (All 100+)

102 Marcus Coleman, Houston	Sept. 26, 2004
101 Tony Greene, Buffalo	Oct. 3, 1976
100 Speedy Duncan, San Diego	Oct. 15, 1967

Long Punt Return

95 Johnny Bailey, Chicago	Dec. 29, 1990
---------------------------	---------------

Long Kickoff Return (All 100+)

103 Joshua Cribbs, Cleveland	Dec. 20, 2009
100 Nemiah Wilson, Denver	Oct. 8, 1966
100 Joshua Cribbs, Cleveland	Dec. 20, 2009

Long Punt (All 80+)

83 Chris Norman, Denver	Sept. 23, 1984
82 Paul Maguire, San Diego	Nov. 5, 1961

Long Field Goal (All 55+)

59 Matt Bryant, Atlanta	Dec. 4, 2016
57 Sebastian Janikowski, Oakland	Dec. 16, 2012
56 Sebastian Janikowski, Oakland	Sept. 14, 2008
56 Matt Prater, Denver	Sept. 28, 2008
55 John Kasay, Seattle	Jan. 2, 1994
55 Kris Brown, Pittsburgh	Oct. 14, 2001
55 Sebastian Janikowski, Oakland	Nov. 25, 2007
55 Nate Kaeding, San Diego	Nov. 29, 2009

Times Sacked (All 10.0+)

11 Paul McDonald, Cleveland	Sept. 30, 1984
10 Jeff George, Oakland	Sept. 6, 1998

Touchdowns On Interception Returns

2 Dave Brown, Seattle	Nov. 4, 1984
-----------------------	--------------

Fumbles

6 Dave Krieg, Seattle	Nov. 5, 1989
-----------------------	--------------



Service

Most Games Played, Career

10	John Alt	1984-96
10	Tim Grunhard	1990-00
10	Dave Szott	1990-00
10	Derrick Thomas	1989-99
9	Dan Saleaumua	1989-96
9	Tracy Simien	1991-97
9	Neil Smith	1988-96
8	Len Dawson	1962-75
8	Jonathan Hayes	1985-93
8	Nick Lowery	1980-93
8	Johnny Robinson	1960-71
8	Kevin Ross	1984-93, '97
8	Jim Tyrer	1961-73
8	Jerrel Wilson	1963-77
8	Will Shields	1993-06

Scoring

Most Points, Career

37	Nick Lowery (8 games - 8 FGs, 13 PATs)	1980-93
35	Jan Stenerud (5 games - 9 FGs, 8 PATs)	1967-79
24	Cairo Santos (3 games - 6 FGs, 6 PATs)	2014-16
18	Mike Garrett (6 games - 3 TDs)	1966-70
18	Marcus Allen (6 games - 3 TDs)	1993-97
18	Knile Davis (3 games - 3 TDs)	2013-15

Most Points, Game

14	Ryan Succop at Indianapolis	Jan. 4, 2014
12	Abner Haynes vs. Houston	Dec. 23, 1962
12	Mike Garrett at Buffalo	Jan. 1, 1967
12	Ed Podolak vs. Miami	Dec. 25, 1971
12	Dante Hall vs. Indianapolis	Jan. 11, 2004
12	Priest Holmes vs. Indianapolis	Jan. 11, 2004
12	Knile Davis at Indianapolis	Jan. 4, 2014
12	Cairo Santos at Houston	Jan. 9, 2016
11	Jan Stenerud vs. Minnesota	Jan. 11, 1970

Most Touchdowns, Career

3	Marcus Allen (6 games)	1993-97
3	Mike Garrett (6 games)	1966-70
3	Knile Davis (2 games)	2013-16

Most Touchdowns, Game

2	Abner Haynes vs. Houston	Dec. 23, 1962
2	Mike Garrett at Buffalo	Jan. 1, 1967
2	Ed Podolak vs. Miami	Dec. 25, 1971
2	Dante Hall vs. Indianapolis	Jan. 11, 2004
2	Priest Holmes vs. Indianapolis	Jan. 11, 2004
2	Knile Davis at Indianapolis	Jan. 4, 2014

Most Points After Touchdown, Career

13	Nick Lowery (8 games - 14 Att.)	1980-93
8	Jan Stenerud (5 games - 8 Att.)	1967-79
6	Ryan Succop (2 games - 6 Att.)	2009-13
6	Cairo Santos (3 games - 6 Att.)	2014-16
5	Mike Mercer (2 games - 5 Att.)	1966

Most Points After Touchdown, Game

5	Ryan Succop at Indianapolis (5 Att.)	Jan. 4, 2014
4	Mike Mercer at Buffalo (4 Att.)	Jan. 1, 1967

4	Nick Lowery at Houston (4 Att.)	Jan. 16, 1994
4	Morten Andersen vs. IND (4 Att.)	Jan. 11, 2004

Most Points After Touchdown, No Misses, Career

8	Jan Stenerud (5 games)	
---	------------------------	--

Most Field Goals Attempted, Career

17	Jan Stenerud (5 games - 17 Att.)	1967-79
12	Nick Lowery (8 games - 12 Att.)	1980-93

Most Field Goals Attempted, Game

5	Jan Stenerud vs. N.Y. Jets	Dec. 20, 1969
4	Nick Lowery vs. Miami	Jan. 5, 1991
4	Jan Stenerud vs. Miami	Dec. 25, 1971

Most Field Goals, Career

9	Jan Stenerud (5 games - 17 Att.)	1967-79
8	Nick Lowery (8 games - 12 Att.)	1980-93

Most Field Goals, Game

3	Jan Stenerud vs. Minnesota	Jan. 11, 1970
3	Nick Lowery at Miami	Jan. 5, 1991
3	Ryan Succop at Indianapolis	Jan. 4, 2014
3	Cairo Santos at Houston	Jan. 9, 2016

Longest Field Goal

49	Cairo Santos at Houston	Jan. 9, 2016
49	Cairo Santos at Houston	Jan. 9, 2016
48	Jan Stenerud vs. Minnesota	Jan. 11, 1970
48	Cairo Santos vs. Pittsburgh	Jan. 15, 2017
43	Ryan Succop at Indianapolis	Jan. 4, 2014

Rushing

Most Rushing Attempts, Career

100	Marcus Allen (6 games)	1993-97
61	Mike Garrett (6 games)	1966-70
59	Barry Word (4 games)	1990-92
51	Wendell Hayes (5 games)	1968-74
41	Curtis McClinton (3 games)	1962-69

Most Rushing Attempts, Game

33	Barry Word vs. L.A. Raiders	Dec. 28, 1991
24	Curtis McClinton vs. Houston	Dec. 23, 1962
24	Priest Holmes vs. Indianapolis	Jan. 11, 2004
22	Wendell Hayes vs. Miami	Dec. 25, 1971
21	Marcus Allen vs. Pittsburgh	Jan. 8, 1994
21	Marcus Allen vs. Indianapolis	Jan. 7, 1996

Most Rushing Yards Gained, Career

386	Marcus Allen (6 games)	1993-97
208	Wendell Hayes (5 games)	1968-74
197	Barry Word (4 games)	1990-92
186	Mike Garrett (6 games)	1966-70
176	Priest Holmes (1 game)	2001-07

Most Rushing Yards Gained, Game

176	Priest Holmes vs. Indianapolis	Jan. 11, 2004
130	Barry Word vs. L.A. Raiders	Dec. 28, 1991
100	Wendell Hayes vs. Miami	Dec. 25, 1971
94	Marcus Allen vs. Indianapolis	Jan. 7, 1996
85	Ed Podolak vs. Miami	Dec. 25, 1971

Most Games, 100 or More Rushing Yards, Career

1 Wendell Hayes (5 games)	1968-74
1 Barry Word (3 games)	1990-92
1 Priest Holmes (1 game)	2001-07

Longest Run From Scrimmage

48 Priest Holmes vs. Indianapolis	Jan. 11, 2004
41 Jamaal Charles vs. Baltimore	Jan. 9, 2011
33 Jack Spikes vs. Houston	Dec. 23, 1962
32 Ed Podolak vs. Miami	Dec. 25, 1971
26 Christian Okoye at Miami	Jan. 5, 1991

Most Rushing Touchdowns, Career

3 Marcus Allen (6 games)	1993-97
3 Mike Garrett (6 games)	1966-70

Most Rushing Touchdowns, Game

2 Mike Garrett at Buffalo	Jan. 1, 1967
2 Priest Holmes vs. Indianapolis	Jan. 11, 2004

Passing

Most Passes Attempted, Career

188 Len Dawson (8 games)	1962-75
152 Alex Smith (4 games)	2013-16
141 Joe Montana (4 games)	1993-94
64 Dave Krieg (4 games)	1992-93
54 Trent Green (2 games)	2001-06
53 Steve DeBerg (3 games)	1988-91

Most Passes Attempted, Game

50 Alex Smith at New England	Jan. 16, 2016
46 Alex Smith at Indianapolis	Jan. 4, 2014
43 Joe Montana vs. Pittsburgh	Jan. 8, 1994
38 Joe Montana at Houston	Jan. 16, 1994
37 Joe Montana at Miami	Dec. 31, 1994
37 Elvis Grbac vs. Denver	Jan. 4, 1998

Most Passes Completed, Career

107 Len Dawson (8 games)	1962-75
96 Alex Smith (4 games)	2013-16
85 Joe Montana (4 games)	1993-94
33 Dave Krieg (4 games)	1992-93
32 Trent Green (2 games)	2001-06
31 Steve DeBerg (3 games)	1988-91

Most Passes Completed, Game

30 Alex Smith at Indianapolis	Jan. 4, 2014
29 Alex Smith at New England	Jan. 16, 2016
28 Joe Montana vs. Pittsburgh	Jan. 8, 1994
26 Joe Montana at Miami	Dec. 31, 1994
24 Elvis Grbac vs. Denver	Jan. 4, 1998
22 Joe Montana at Houston	Jan. 16, 1994

Highest Completion Percentage, Career (100 attempts)

63.2 Alex Smith (4 games: 152-96)	2013-16
60.3 Joe Montana (4 games: 141-85)	1993-94
56.9 Len Dawson (8 games: 188-107)	1962-75

Highest Completion Percentage, Game (15 completions)

77.3 Alex Smith at Houston (22-17)	Jan. 9, 2016
70.3 Joe Montana at Miami (37-26)	Dec. 31, 1994
69.2 Len Dawson vs. Miami (26-18)	Dec. 25, 1971

Most Passing Yards, Career

1,497 Len Dawson (8 games)	1962-75
1,014 Joe Montana (4 games)	1993-94

986 Alex Smith (4 games)	2013-16
454 Dave Krieg (4 games)	1992-93

Most Passing Yards, Game

378 Alex Smith at Indianapolis	Jan. 4, 2014
314 Joe Montana at Miami	Dec. 31, 1994
299 Joe Montana at Houston	Jan. 16, 1994
276 Joe Montana vs. Pittsburgh	Jan. 4, 1994

Longest Pass Completion

79 Alex Smith at Indianapolis (to Donnie Avery)	Jan. 4, 2014
63 Len Dawson vs. Miami (to Elmo Wright)	Dec. 25, 1971
63 Alex Smith at Indianapolis (to Dwayne Bowe)	Jan. 4, 2014
61 Len Dawson at N.Y. Jets (to Otis Taylor)	Dec. 20, 1969

Most Touchdown Passes, Career

7 Len Dawson (8 games)	1962-75
7 Alex Smith (4 games)	2013-16
6 Joe Montana (4 games)	1993-94
2 Steve DeBerg (3 games)	1988-91
2 Dave Krieg (4 games)	1992-93
2 Trent Green (2 games)	2001-06

Most Touchdown Passes, Game

4 Alex Smith at Indianapolis	Jan. 4, 2014
3 Joe Montana at Houston	Jan. 16, 1994
2 Len Dawson at Buffalo	Jan. 1, 1967
2 Joe Montana at Miami	Dec. 31, 1994

Most Passes Had Intercepted, Career

8 Len Dawson (8 games)	1962-75
4 Mark Vlasic (1 game)	1991-92
4 Joe Montana (4 games)	1993-94

Most Passes Had Intercepted, Game

4 Len Dawson at Oakland	Dec. 22, 1968
4 Mark Vlasic at Buffalo	Jan. 5, 1992

Pass Receiving

Most Pass Receptions, Career

27 Otis Taylor (7 games)	1965-75
27 J.J. Birden (8 games)	1990-94
21 Keith Cash (6 games)	1992-96
19 Kimble Anders (7 games)	1991-00
19 Travis Kelce (3 games)	2013-16

Most Pass Receptions, Game

8 Ed Podolak vs. Miami	Dec. 25, 1971
8 Stephone Paige at Miami	Jan. 5, 1991
8 Andre Rison vs. Denver	Jan. 4, 1998
8 Dwayne Bowe at Indianapolis	Jan. 4, 2014
8 Travis Kelce at Houston	Jan. 9, 2016
7 Keith Cash vs. Pittsburgh	Jan. 8, 1994
7 Kimble Anders vs. Indianapolis	Jan. 7, 1996
7 Dexter McCluster at Indianapolis	Jan. 4, 2014
7 Knile Davis at Indianapolis	Jan. 4, 2014

Most Receiving Yards, Career

481 Otis Taylor (7 games)	1965-75
363 J.J. Birden (8 games)	1990-94
266 Keith Cash (6 games)	1992-96
239 Willie Davis (5 games)	1991-95
228 Travis Kelce (3 games)	2013-16

Most Receiving Yards, Game (All 100+)

150 Dwayne Bowe at Indianapolis	Jan. 4, 2014
142 Stephone Paige at Miami	Jan. 5, 1991
128 Travis Kelce at Houston	Jan. 9, 2016
117 Otis Taylor at Oakland	Dec. 22, 1968
110 Ed Podolak vs. Miami	Dec. 25, 1971
110 Andre Rison vs. Denver	Jan. 4, 1998
104 Elmo Wright vs. Miami	Dec. 25, 1971
103 Kimble Anders at Miami	Dec. 31, 1994

Most Games, 100 or More Receiving Yards, Career

1 By eight players; Last, Travis Kelce at Houston	Jan. 9, 2016
---	--------------

Longest Pass Reception

79 Donnie Avery at Indianapolis (from Alex Smith)	Jan. 4, 2014
63 Elmo Wright vs. Miami (from Len Dawson)	Dec. 25, 1971
63 Dwayne Bowe at Indianapolis (from Alex Smith)	Jan. 4, 2014
61 Otis Taylor at N.Y. Jets (from Len Dawson)	Dec. 20, 1969

Most Receiving Touchdowns, Career

2 Otis Taylor (7 games)	1965-75
2 Fred Jones (3 games)	1990-93
2 J.J. Birden (8 games)	1990-94
2 Tony Gonzalez (3 games)	1997-08
2 Albert Wilson (3 games)	2014-16

Most Receiving Touchdowns, Game

1 Numerous times; Last, Albert Wilson vs. Pittsburgh	Jan. 15, 2017
--	---------------

Combined Net Yards

Most Attempts, Career

147 Marcus Allen (6 games)	1993-97
88 Mike Garrett (6 games)	1966-70
63 Wendell Hayes (5 games)	1968-74

Most Attempts, Game

34 Barry Word vs. L.A. Raiders	Dec. 28, 1991
30 Ed Podolak vs. Miami	Dec. 25, 1971
29 Priest Holmes vs. Indianapolis	Jan. 11, 2004

Most Net Yards, Career

541 Marcus Allen (6 games)	1993-97
481 Otis Taylor (7 games)	1965-75
363 J.J. Birden (8 games)	1990-94
350 Ed Podolak (4 games)	1969-77

Most Net Yards, Game

*350 Ed Podolak vs. Miami	Dec. 25, 1971
227 Dante Hall vs. Indianapolis	Jan. 11, 2004
208 Priest Holmes vs. Indianapolis	Jan. 11, 2004
150 Dwayne Bowe at Indianapolis	Jan. 4, 2014
142 Stephone Paige at Miami	Jan. 5, 1991

*NFL RECORD

Punting

Most Punts, Career

43 Jerrel Wilson (8 games)	1963-77
38 Bryan Barker (7 games)	1990-93
22 Dustin Colquitt (6 games)	2005-16
11 Louie Aguiar (3 games)	1994-98

Most Punts, Game

8 Jerrel Wilson at Oakland	Jan. 4, 1970
8 Bryan Barker at San Diego	Jan. 2, 1993

Longest Punt

66 Dustin Colquitt at Indianapolis	Jan. 6, 2007
62 Louie Aguiar vs. Denver	Jan. 4, 1998
61 Jerrel Wilson vs. Green Bay	Jan. 15, 1967
59 Jerrel Wilson vs. Minnesota	Jan. 11, 1970
56 Jerrel Wilson at Oakland	Jan. 4, 1970

Highest Punting Average, Career (20 punts)

46.2 Dustin Colquitt (6 games: 1,016-22)	2005-16
44.6 Jerrel Wilson (8 games: 2,005-45)	1963-77
42.4 Bryan Barker (7 games: 1,613-38)	1990-93

Highest Punting Average, Game (4 punts)

52.3 Dustin Colquitt at IND (314-6)	Jan. 6, 2007
48.5 Jerrel Wilson vs. Minnesota (194-4)	Jan. 11, 1970
47.0 Jerrel Wilson at Oakland (302-6)	Dec. 22, 1968
46.4 Louie Aguiar vs. Denver (232-5)	Jan. 4, 1998

Punt Returns

Most Punt Returns, Career

11 Mike Garrett (6 games)	1966-70
7 Danan Hughes (6 games)	1993-98

Most Punt Returns, Game

4 Mike Garrett vs. Oakland	Jan. 4, 1970
4 Tamarick Vanover vs. Indianapolis	Jan. 7, 1996
4 Frankie Hammond Jr. at Houston	Jan. 9, 2016

Most Punt Return Yards, Career

84 Danan Hughes (6 games)	1993-98
73 Mike Garrett (6 games)	1966-70
61 Frankie Hammond Jr. (2 games)	2015
44 Tamarick Vanover (2 games)	1995-99

Most Punt Return Yards, Game

42 Danan Hughes at Houston	Jan. 16, 1994
37 Mike Garrett at Buffalo	Jan. 1, 1967
34 Tamarick Vanover vs. Indianapolis	Jan. 7, 1996
34 Frankie Hammond Jr. at Houston	Jan. 9, 2016
31 Danan Hughes vs. Pittsburgh	Jan. 8, 1994

Longest Punt Return

35 Danan Hughes at Houston	Jan. 16, 1994
27 Mike Garrett at Buffalo	Jan. 1, 1967
15 Danan Hughes vs. Pittsburgh	Jan. 8, 1994

Highest Punt Return Average, Career (10 returns)

6.6 Mike Garrett (6 games: 11-73)	1966-70
-----------------------------------	---------

Highest Punt Return Average, Game (3 returns)

14.0 Danan Hughes at Houston (3-42)	Jan. 16, 1994
12.3 Mike Garrett at Buffalo (3-37)	Jan. 1, 1967
10.3 Danan Hughes vs. Pittsburgh (3-31)	Jan. 8, 1994

Most Touchdowns

0

Kickoff Returns

Most Kickoff Returns, Career

10 John Stephens (3 games)	1993
10 Dante Hall (2 games)	2000-06
7 Quintin Demps (1 game)	2013
5 Bert Coan (2 games)	1963-68

5 Noland Smith (1 game)	1967-69
5 Tamarick Vanover (2 games)	1995-99

Most Kickoff Returns, Game

7 Dante Hall vs. Indianapolis	Jan. 11, 2004
7 Quintin Demps at Indianapolis	Jan. 4, 2014
5 Noland Smith vs. Oakland	Dec. 22, 1968
5 John Stephens at Buffalo	Jan. 23, 1994

Most Kickoff Return Yards, Career

266 Dante Hall (2 games)	2000-06
199 John Stephens (3 games)	1993
196 Knile Davis (3 games)	2013-15
187 Quintin Demps (1 game)	2013
154 Ed Podolak (1 game)	1969-77

Most Kickoff Return Yards, Game

208 Dante Hall vs. Indianapolis	Jan. 11, 2004
187 Quintin Demps at Indianapolis	Jan. 4, 2014
154 Ed Podolak vs. Miami	Dec. 25, 1971
106 Knile Davis at Houston	Jan. 9, 2016
90 Knile Davis at New England	Jan. 16, 2016

Longest Kickoff Return

106 (TD) Knile Davis at Houston	Jan. 9, 2016
92 (TD) Dante Hall vs. Indianapolis	Jan. 11, 2004
78 Ed Podolak vs. Miami	Dec. 25, 1971
46 Dante Hall vs. Indianapolis	Jan. 11, 2004
36 Dexter McCluster vs. Baltimore	Jan. 9, 2011
35 Bert Coan at Buffalo	Jan. 1, 1967

Highest Kickoff Return Average, Career (10 returns)

26.6 Dante Hall (2 games: 10-266)	2000-06
19.9 John Stephens (3 games: 10-199)	1993

Highest Kickoff Return Average, Game (3 returns)

51.3 Ed Podolak vs. Miami (3-154)	Dec. 25, 1971
30.0 Knile Davis at New England (3-90)	Jan. 16, 2016
29.7 Dante Hall vs. Indianapolis (7-208)	Jan. 11, 2004
26.7 Quintin Demps at Indianapolis (7-187)	Jan. 4, 2014
24.0 John Stephens vs. Pittsburgh (3-72)	Jan. 8, 1994
23.0 Tamarick Vanover vs. Denver (3-69)	Jan. 4, 1998

Most Kickoff Return Touchdowns, Career

1 Dante Hall (2 games)	2000-06
1 Knile Davis (2 games)	2013-15

Interceptions By

Most Interceptions, Career

5 Emmitt Thomas (7 games)	1966-78
4 Johnny Robinson (8 games)	1960-71
3 Jim Marsalis (4 games)	1969-75
3 Deron Cherry (4 games)	1981-91

Most Interceptions, Game

2 Johnny Robinson vs. Houston	Dec. 23, 1962
2 Jim Marsalis at N.Y. Jets	Dec. 20, 1969
2 Emmitt Thomas at Oakland	Jan. 4, 1970
2 Deron Cherry vs. L.A. Raiders	Dec. 28, 1991
2 Ty Law at Indianapolis	Jan. 6, 2007
2 Husain Abdullah at Indianapolis	Jan. 4, 2014

Most Consecutive Games, Interceptions

3 Emmitt Thomas	1969
-----------------	------

Most Interception Return Yards, Career

131 Johnny Robinson (8 games)	1960-71
101 Emmitt Thomas (7 games)	1966-78
65 Jim Marsalis (4 games)	1969-75

Most Interception Return Yards, Game

72 Johnny Robinson at Buffalo	Jan. 1, 1967
69 Emmitt Thomas vs. Oakland	Jan. 4, 1970
50 Johnny Robinson vs. Houston	Dec. 23, 1962

Longest Interception Return

72 Johnny Robinson at Buffalo	Jan. 1, 1967
62 Emmitt Thomas at Oakland	Jan. 4, 1970
43 Ty Law at Indianapolis	Jan. 6, 2007
37 Johnny Robinson vs. Houston	Dec. 23, 1962

Most TDs, Career

0	0
---	---

Sacks

Most Sacks, Career

6.5 Derrick Thomas (10 games)	1989-99
6.5 Neil Smith (9 games)	1988-96
5.0 Aaron Brown (6 games)	1966-72

Most Sacks, Game

3 Aaron Brown at Oakland	Jan. 4, 1970
2 Eight times; By seven players	
Last: Allen Bailey at Houston	Jan. 9, 2016

Records for: Playoff Team



Scoring

Most Points, Game

44 at Indianapolis	Jan. 4, 2014
31 at Buffalo	Jan. 1, 1967
31 vs. Indianapolis	Jan. 11, 2004
30 at Houston	Jan. 9, 2016
28 at Houston	Jan. 16, 1994
27 vs. Pittsburgh	Jan. 8, 1994

Most Touchdowns, Game

5 at Indianapolis	Jan. 4, 2014
4 at Buffalo	Jan. 1, 1967
4 at Houston	Jan. 16, 1994
4 vs. Indianapolis	Jan. 11, 2004
3 Three times; Last, at Houston	Jan. 9, 2016

First Downs

Most First Downs, Game

30 at Indianapolis	Jan. 4, 2014
28 vs. Pittsburgh	Jan. 8, 1994
27 at New England	Jan. 16, 2016
24 at Miami	Dec. 31, 1994
24 vs. Indianapolis	Jan. 11, 2004
23 vs. Miami	Dec. 25, 1971

Fewest First Downs, Game

7 at Indianapolis	Jan. 6, 2007
8 vs. Baltimore	Jan. 9, 2011
13 at Oakland	Dec. 22, 1968
13 at Oakland	Jan. 4, 1970
14 Three times; Last, at Buffalo	Jan. 5, 1992

Net Yards Rushing and Passing

Most Net Yards, Game

513 at Indianapolis	Jan. 4, 2014
451 vs. Miami	Dec. 25, 1971
414 at Miami	Dec. 31, 1994
408 vs. Indianapolis	Jan. 11, 2004
401 vs. Pittsburgh	Jan. 8, 1994

Fewest Net Yards, Game

126 at Indianapolis	Jan. 6, 2007
161 vs. Baltimore	Jan. 9, 2011
204 vs. L.A. Raiders	Dec. 28, 1991
207 at Oakland	Jan. 4, 1970
213 at Buffalo	Jan. 5, 1992

Rushing

Most Rushing Attempts, Game

54 vs. Houston	Dec. 23, 1962
44 vs. Miami	Dec. 25, 1971
41 vs. Minnesota	Jan. 11, 1970

Fewest Rushing Attempts, Game

14 vs. Pittsburgh	Jan. 15, 2017
17 at Indianapolis	Jan. 6, 2007
18 at Houston	Jan. 16, 1994

19 vs. Green Bay	Jan. 15, 1967
19 at San Diego	Jan. 2, 1993

Most Rushing Yards, Game

213 vs. Miami	Dec. 25, 1971
199 vs. Houston	Dec. 23, 1962
196 vs. Indianapolis	Jan. 11, 2004
151 vs. Minnesota	Jan. 11, 1970
150 at Indianapolis	Jan. 4, 2014

Fewest Rushing Yards, Game

44 at Indianapolis	Jan. 6, 2007
52 at Buffalo	Jan. 23, 1994
61 at San Diego	Jan. 2, 1993
61 vs. Pittsburgh	Jan. 15, 2017
67 at N.Y. Jets	Dec. 28, 1968

Most Rushing Touchdowns, Game

2 at Buffalo	Jan. 1, 1967
2 at Oakland	Jan. 4, 1970
2 vs. Miami	Dec. 25, 1971
2 vs. Indianapolis	Jan. 11, 2004

Passing

Most Passing Attempts, Game

52 at Buffalo	Jan. 23, 1994
50 at New England	Jan. 16, 2016
46 at Indianapolis	Jan. 4, 2014
44 vs. Pittsburgh	Jan. 8, 1994
37 at Miami	Dec. 31, 1994
37 vs. Denver	Jan. 4, 1998

Fewest Passing Attempts, Game

14 vs. Houston	Dec. 23, 1962
14 vs. L.A. Raiders	Dec. 28, 1991
17 at Oakland	Jan. 4, 1970
17 vs. Minnesota	Jan. 11, 1970

Most Completions, Game

30 at Indianapolis	Jan. 4, 2014
29 vs. Pittsburgh	Jan. 8, 1994
29 at New England	Jan. 16, 2016
26 at Miami	Dec. 31, 1994
25 at Buffalo	Jan. 23, 1994

Fewest Completions, Game

7 at Oakland	Jan. 4, 1970
9 vs. Houston	Dec. 23, 1962
9 vs. L.A. Raiders	Dec. 28, 1991
9 vs. Baltimore	Jan. 9, 2011

Most Gross Passing Yards, Game

378 at Indianapolis	Jan. 4, 2014
323 at Buffalo	Jan. 23, 1994
314 at Miami	Dec. 31, 1994
299 at Houston	Jan. 16, 1994
299 vs. Pittsburgh	Jan. 8, 1994

Fewest Gross Passing Yards, Game

70 vs. Baltimore	Jan. 9, 2011
88 vs. Houston	Dec. 23, 1962
79 vs. L.A. Raiders	Dec. 28, 1991

107 at Indianapolis Jan. 6, 2007

Most Times Sacked, Game

9 at Buffalo Jan. 1, 1967

7 at San Diego Jan. 2, 1993

6 vs. Houston Dec. 23, 1962

6 vs. Green Bay Jan. 15, 1967

Most Passing Touchdowns, Game

4 at Indianapolis Jan. 4, 2014

3 at Houston Jan. 16, 1994

2 Three times; Last at Miami Dec. 31, 1994

Most Interceptions Thrown, Game

4 at Oakland Dec. 22, 1968

4 at Buffalo Jan. 5, 1992

3 vs. Indianapolis Jan. 7, 1996

3 vs. Baltimore Jan. 9, 2011

Interceptions By

Most Interceptions By, Game

5 vs. Houston Dec. 23, 1962

4 at Oakland Jan. 4, 1970

4 vs. L.A. Raiders Dec. 28, 1991

4 at Houston Jan. 9, 2016

Penalties

Most Penalties, Game

10 at Buffalo Jan. 5, 1992

7 Three times; Last vs. Denver Jan. 4, 1998

Fewest Penalties, Game

1 at N.Y. Jets Dec. 28, 1986

2 at Indianapolis Jan. 6, 2007

2 at Indianapolis Jan. 4, 2014

3 Twice; Last vs. Indianapolis Jan. 7, 1996

Most Yards Penalized, Game

65 vs. Denver Jan. 4, 1998

63 at N.Y. Jets Dec. 20, 1969

62 at San Diego Jan. 2, 1993

Fewest Yards Penalized, Game

5 at N.Y. Jets Dec. 28, 1986

13 at Indianapolis Jan. 6, 2007

15 at Miami Dec. 31, 1994

15 at Indianapolis Jan. 4, 2014

20 vs. L.A. Raiders Dec. 28, 1991

Fumbles

Most Fumbles, Game

5 at Oakland Jan. 4, 1970

3 Three times; Last, vs. Miami Dec. 31, 1994

Most Fumbles Lost, Game

4 at Oakland Jan. 4, 1970

2 vs. Miami Dec. 25, 1971

2 vs. Baltimore Jan. 9, 2011

Most Turnovers, Game

5 vs. Baltimore Jan. 9, 2011

4 at Oakland Dec. 22, 1968

4 at Oakland Jan. 4, 1970

4 vs. Miami Dec. 25, 1971

4 at Buffalo Jan. 5, 1992

4 vs. Indianapolis Jan. 7, 1996



Scoring

Fewest Points Allowed, Game

0 at Houston	Jan. 9, 2016
6 at N.Y. Jets	Dec. 20, 1969
6 vs. L.A. Raiders	Dec. 28, 1991

Most Points Allowed, Game

45 at Indianapolis	Jan. 4, 2014
41 at Oakland	Dec. 22, 1968
38 vs. Indianapolis	Jan. 11, 2004
37 at Buffalo	Jan. 5, 1992
35 vs. Green Bay	Jan. 15, 1967
35 at N.Y. Jets	Dec. 28, 1986

Fewest Touchdowns Allowed, Game

0 at N.Y. Jets	Dec. 20, 1969
0 vs. L.A. Raiders	Dec. 28, 1991
0 at Houston	Jan. 9, 2016
0 vs. Pittsburgh	Jan. 15, 2017

Most Touchdowns Allowed, Game

6 at Indianapolis	Jan. 4, 2014
5 vs. Green Bay	Jan. 15, 1967
5 at Oakland	Dec. 22, 1968
5 at N.Y. Jets	Dec. 28, 1986
5 vs. Indianapolis	Jan. 11, 2004

First Downs

Fewest First Downs Allowed, Game

9 at Buffalo	Jan. 1, 1967
13 vs. Minnesota	Jan. 11, 1970
14 at Houston	Jan. 9, 2016
16 Three times; Last vs. Denver	Jan. 4, 1998

Most First Downs Allowed, Game

30 at Buffalo	Jan. 23, 1994
29 at Buffalo	Jan. 5, 1992
28 at Indianapolis	Jan. 6, 2007
28 at Indianapolis	Jan. 4, 2014
27 vs. Indianapolis	Jan. 11, 2004

Net Yards Rushing and Passing

Fewest Net Yards Allowed, Game

226 at Houston	Jan. 9, 2016
233 at Oakland	Jan. 4, 1970
235 at N.Y. Jets	Dec. 20, 1969
239 vs. Minnesota	Jan. 11, 1970
249 vs. Indianapolis	Jan. 7, 1996

Most Net Yards Allowed, Game

536 at Indianapolis	Jan. 4, 2014
454 at Oakland	Dec. 22, 1968
448 at Buffalo	Jan. 5, 1992
435 at Indianapolis	Jan. 6, 2007
434 vs. Indianapolis	Jan. 11, 2004

Rushing

Fewest Rushing Attempts, Game

13 at Buffalo	Jan. 1, 1967
14 at Houston	Jan. 16, 1994
14 at New England	Jan. 16, 2016
19 vs. Minnesota	Jan. 11, 1970
19 at Indianapolis	Jan. 4, 2014

Most Rushing Attempts, Game

46 at Buffalo	Jan. 5, 1992
46 at Buffalo	Jan. 23, 1994
43 vs. Miami	Dec. 25, 1971

Fewest Rushing Yards Allowed, Game

38 at New England	Jan. 16, 2016
39 at Houston	Jan. 16, 1994
40 at Buffalo	Jan. 1, 1967
67 vs. Minnesota	Jan. 11, 1970

Most Rushing Yards Allowed, Game

229 at Buffalo	Jan. 23, 1994
192 at San Diego	Jan. 2, 1993
188 at Indianapolis	Jan. 6, 2007
180 at Buffalo	Jan. 5, 1992

Most Rushing Touchdowns Allowed, Game

3 vs. Green Bay	Jan. 15, 1967
3 at Buffalo	Jan. 23, 1994
2 Four times; Last, vs. Indianapolis	Jan. 11, 2004

Passing

Fewest Passing Attempts Allowed, Game

19 vs. Denver	Jan. 4, 1998
23 at N.Y. Jets	Dec. 28, 1986
23 vs. L.A. Raiders	Dec. 28, 1991
23 at San Diego	Jan. 2, 1993

Most Passing Attempts Allowed, Game

46 vs. Houston	Dec. 23, 1962
45 at Oakland	Jan. 4, 1970
45 at Indianapolis	Jan. 4, 2014
43 at Houston	Jan. 16, 1994
42 at New England	Jan. 16, 2016
42 vs. Pittsburgh	Jan. 16, 1994

Fewest Completions Allowed, Game

10 vs. Denver	Jan. 4, 1998
12 at Buffalo	Jan. 1, 1967
12 vs. L.A. Raiders	Dec. 28, 1991
12 vs. Indianapolis	Jan. 7, 1996

Most Completions Allowed, Game

32 at Houston	Jan. 16, 1994
31 at Indianapolis	Jan. 6, 2007
29 at Indianapolis	Jan. 4, 2014
28 at New England	Jan. 16, 2016
25 vs. Baltimore	Jan. 9, 2011

Fewest Gross Passing Yards Allowed, Game

112 vs. Indianapolis	Jan. 7, 1996
136 at Houston	Jan. 9, 2016
140 vs. L.A. Raiders	Dec. 28, 1991
153 at N.Y. Jets	Dec. 28, 1986

160 at Buffalo	Jan. 23, 1994
----------------	---------------

Most Passing Yards Allowed, Game

443 at Indianapolis	Jan. 4, 2014
347 at Oakland	Dec. 22, 1968
306 at Houston	Jan. 16, 1994
304 vs. Indianapolis	Jan. 11, 2004
302 at New England	Jan. 16, 2016

Most Passing Touchdowns Allowed, Game

5 at Oakland	Dec. 22, 1968
4 at Indianapolis	Jan. 4, 2014
3 Four times; Last, vs. Indianapolis	Jan. 11, 2004

Sacks

Most Sacks, Game

9 at Houston	Jan. 16, 1994
5 at San Diego	Jan. 2, 1993
4 at Oakland	Jan. 4, 1970
4 at Buffalo	Jan. 1, 1967
4 vs. Baltimore	Jan. 9, 2011

Interceptions

Most Interceptions By, Game

5 vs. Houston	Dec. 23, 1962
4 at Oakland	Jan. 4, 1970
4 vs. L.A. Raiders	Dec. 28, 1991
4 at Houston	Jan. 9, 2016



Single Game

Total Points

18 Fred Biletnikoff, Oakland	Dec. 22, 1968
18 Thurman Thomas, Buffalo	Jan. 23, 1994
18 Chris Boswell, Pittsburgh	Jan. 15, 2017
15 Scott Norwood, Buffalo	Jan. 5, 1992
14 Steve Christie, Buffalo	Jan. 23, 1994

Total Touchdowns

3 Fred Biletnikoff, Oakland	Dec. 22, 1968
3 Thurman Thomas, Buffalo	Jan. 23, 1994
2 Max McGee, Green Bay	Jan. 15, 1967
2 Elijah Pitts, Green Bay	Jan. 15, 1967
2 Warren Wells, Oakland	Dec. 22, 1968
2 Freeman McNeil, N.Y. Jets	Dec. 28, 1986
2 Andre Reed, Buffalo	Jan. 5, 1992
2 Terrell Davis, Denver	Jan. 4, 1998
2 Edgerrin James, Indianapolis	Jan. 11, 2004
2 T.Y. Hilton, Indianapolis	Jan. 4, 2014
2 Donald Brown, Indianapolis	Jan. 4, 2014
2 Rob Gronkowski, New England	Jan. 16, 2016

Field Goals

6 Chris Boswell, Pittsburgh	Jan. 15, 2017
3 Scott Norwood, Buffalo	Jan. 5, 1992
3 Steve Christie, Buffalo	Jan. 23, 1994
3 Adam Vinatieri, Indianapolis	Jan. 6, 2007
3 Billy Cundiff, Baltimore	Jan. 9, 2011
2 George Blanda, Oakland	Dec. 22, 1968
2 Jim Turner, N.Y. Jets	Dec. 20, 1969
2 Garo Yepremian, Miami	Dec. 25, 1971
2 Jeff Jaeger, L.A. Raiders	Dec. 28, 1991
2 Al Del Greco, Houston	Jan. 16, 1994
2 Pete Stoyanovich, Miami	Dec. 31, 1994
2 Stephen Gostkowski, New England	Jan. 16, 2016

Pass Attempts (All 40+)

46 George Blanda, Houston	Dec. 23, 1962
45 Andrew Luck, Indianapolis	Jan. 4, 2014
43 Warren Moon, Houston	Jan. 16, 1994
42 Neil O'Donnell, Pittsburgh	Jan. 8, 1994
42 Tom Brady, New England	Jan. 16, 2016
40 Joe Namath, N.Y. Jets	Dec. 20, 1969

Pass Completions

32 Warren Moon, Houston	Jan. 16, 1994
31 Peyton Manning, Indianapolis	Jan. 6, 2007
29 Andrew Luck, Indianapolis	Jan. 4, 2014
28 Tom Brady, New England	Jan. 16, 2016
25 Joe Flacco, Baltimore	Jan. 9, 2011

Passing Yards (All 300+)

443 Andrew Luck, Indianapolis	Jan. 4, 2014
345 Daryle Lamonica, Oakland	Dec. 22, 1968
306 Warren Moon, Houston	Jan. 16, 1994
304 Peyton Manning, Indianapolis	Jan. 11, 2004
302 Tom Brady, New England	Jan. 16, 2016

Long Pass

69 Jack Kemp to Elbert Dubenion, Buffalo	Jan. 1, 1967
---	--------------

Touchdown Passes

5 Daryle Lamonica, Oakland	Dec. 22, 1968
4 Andrew Luck, Indianapolis	Jan. 4, 2014
3 Pat Ryan, N.Y. Jets	Dec. 28, 1986
3 Jim Kelly, Buffalo	Jan. 5, 1992
3 Neil O'Donnell, Pittsburgh	Jan. 8, 1994
3 Peyton Manning, Indianapolis	Jan. 11, 2004

Interceptions Thrown

5 George Blanda, Houston	Dec. 23, 1962
4 Todd Marinovich, L.A. Raiders	Dec. 28, 1991
4 Brian Hoyer, Houston	Jan. 9, 2016
3 Joe Namath, N.Y. Jets	Dec. 20, 1969
3 Daryle Lamonica, Oakland	Jan. 4, 1970
3 Jim Kelly, Buffalo	Jan. 5, 1992
3 Peyton Manning, Indianapolis	Jan. 6, 2007
3 Andrew Luck, Indianapolis	Jan. 4, 2014

Rushing Attempts

33 Thurman Thomas, Buffalo	Jan. 23, 1994
31 Freeman McNeil, N.Y. Jets	Dec. 28, 1986
30 Le'Veon Bell, Pittsburgh	Jan. 15, 2017
26 Edgerrin James, Indianapolis	Jan. 11, 2004
25 Leroy Thompson, Pittsburgh	Jan. 8, 1993
25 Terrell Davis, Denver	Jan. 4, 1998
25 Joseph Addai, Indianapolis	Jan. 6, 2007

Rushing Yards (All 100+)

186 Thurman Thomas, Buffalo	Jan. 23, 1994
170 Le'Veon Bell, Pittsburgh	Jan. 15, 2017
135 Freeman McNeil, N.Y. Jets	Dec. 28, 1986
125 Edgerrin James, Indianapolis	Jan. 11, 2004
122 Joseph Addai, Indianapolis	Jan. 6, 2007
119 Marion Butts, San Diego	Jan. 2, 1993
107 Nick Bell, L.A. Raiders	Dec. 28, 1991
101 Terrell Davis, Denver	Jan. 4, 1998
100 Thurman Thomas, Buffalo	Jan. 5, 1992

Rushing Touchdowns

3 Thurman Thomas, Buffalo	Jan. 23, 1994
2 Elijah Pitts, Green Bay	Jan. 15, 1967
2 Freeman McNeil, N.Y. Jets	Dec. 28, 1986
2 Terrell Davis, Denver	Jan. 4, 1998
2 Edgerrin James, Indianapolis	Jan. 11, 2004

Long Run

54 Marion Butts, San Diego	Jan. 2, 1993
----------------------------	--------------

Pass Receptions

13 T.Y. Hilton, Indianapolis	Jan. 4, 2014
10 Todd Heap, Baltimore	Jan. 9, 2011
10 Julian Edelman, New England	Jan. 16, 2016
9 Haywood Jeffires, Houston	Jan. 16, 1994
9 Dallas Clark, Indianapolis	Jan. 6, 2007
8 Charles Smith, Oakland	Jan. 4, 1970
7 Max McGee, Green Bay	Jan. 15, 1967
7 Fred Biletnikoff, Oakland	Dec. 22, 1968
7 John Henderson, Minnesota	Jan. 1, 1970
7 Paul Warfield, Miami	Dec. 25, 1971
7 Jeff Graham, Pittsburgh	Jan. 8, 1994
7 Joseph Addai, Indianapolis	Jan. 6, 2007
7 Rob Gronkowski, New England	Jan. 16, 2016

Receiving Yards (All 100+)

224 T.Y. Hilton, Indianapolis	Jan. 4, 2014
180 Fred Biletnikoff, Oakland	Dec. 22, 1968
140 Paul Warfield, Miami	Dec. 25, 1971
138 Max McGee, Green Bay	Jan. 15, 1967
127 Bobby Burnett, Buffalo	Jan. 11, 1967
111 John Henderson, Minnesota	Jan. 11, 1970
108 Todd Heap, Baltimore	Jan. 9, 2011
108 Antonio Brown, Pittsburgh	Jan. 15, 2017
103 Dallas Clark, Indianapolis	Jan. 6, 2007
100 Andre Reed, Buffalo	Jan. 5, 1992
100 Julian Edelman, New England	Jan. 16, 2016

Touchdown Receptions

3 Fred Biletnikoff, Oakland	Dec. 22, 1968
2 Max McGee, Green Bay	Jan. 15, 1967
2 Warren Wells, Oakland	Dec. 22, 1968
2 Andre Reed, Buffalo	Jan. 5, 1992
2 T.Y. Hilton, Indianapolis	Jan. 4, 2014
2 Rob Gronkowski, New England	Jan. 16, 2016

Interceptions Made

2 Kirby Jackson, Buffalo	Jan. 5, 1992
--------------------------	--------------

Long Interception Return

50 Willie Wood, Green Bay	Jan. 15, 1967
---------------------------	---------------

Long Punt Return

26 Russell Copeland, Buffalo	Jan. 23, 1994
------------------------------	---------------

Long Kickoff Return

52 George Atkinson, Oakland	Jan. 4, 1970
-----------------------------	--------------

Long Punt

64 Reggie Roby, Miami	Jan. 5, 1991
-----------------------	--------------

Long Field Goal (All 50+)

58 Pete Stoyanovich, Miami	Jan. 5, 1991
50 Adam Vinatieri, Indianapolis	Jan. 6, 2007

Sacks

3 Gerald Williams, Pittsburgh	Jan. 8, 1994
3 Whitney Mercilus, Houston	Jan. 9, 2016



CHIEFS

FEATURE CLIPPINGS

THIS IS CHIEFS KINGDOM

TEAM

1. **Chiefs'** new Locker Room Club at Arrowhead gives fans a close-up view (KC Star) **2**
2. The Latest in Technology is Watching Over the **Chiefs** Practice Fields (Chiefs.com) **3**
3. **Chiefs** Among League-Leaders in Embracing New Helmet Technology (Chiefs.com) **5**
4. **Chiefs** Introduce New 360-Degree Highlights (Chiefs.com) **8**
5. **Chiefs** Name Television Broadcast Booth in Honor of Len Dawson (Chiefs.com) **9**
6. The V Foundation Partners with the Chiefs in the Fight Against Cancer (Chiefs.com) **11**
7. How the **Chiefs** built the most explosive offense of Andy Reid's tenure (KC Star) **13**
8. **Chiefs** on the Forefront of the Evolving Ticket Industry (Chiefs.com) **16**
9. Tico Sports is Bringing the **Chiefs** to Life in Spanish (Chiefs.com) **19**
10. **Chiefs** Announce Local Cancer Researcher as the Recipient of Historic Grant (Chiefs.com) **22**
11. Mid-Season All-Pro Teams Announced: **Chiefs** Dominate Offensive Honors (Chiefs.com) **24**
12. **Chiefs** Lead NFL in Local Television Ratings' Growth This Season (Chiefs.com) **27**
13. Record Watch: A Look at Some Historic Milestones the **Chiefs** Might Reach This Season (Chiefs.com) **30**
14. **Chiefs** Surprise Local Military Units with "Salute to Service" Hoodies (Chiefs.com) **35**

EXECUTIVES/COACHES

1. Chiefs promote **Brett Veach** to be their GM (KC Star) **37**
2. Chiefs' **Andy Reid** voted Sporting News Coach of the Year for third time (Sporting News) **39**
3. Chiefs give promotions to assistant coaches **Brad Childress, Matt Nagy** (KC Star) **41**
4. Breaking Down Process That Led to **Brett Veach** Being Hired as GM (Chiefs.com) **42**
5. Chiefs' **Andy Reid** wins top coach award in AFC West (ESPN) **45**
6. The Six Conversations That Changed **Matt Nagy's** Life (Chiefs.com) **46**
7. Chiefs GM **Brett Veach** Breaks Down Process of Establishing 53-Man Roster (Chiefs.com) **61**

PLAYERS

1. A Tale of Two Passions: The Life of Chiefs Guard **Laurent Duvernay-Tardif** (Chiefs.com) **64**
2. The making of **Kareem Hunt**, from his first Pee Wee game to the NFL's newest star (KC Star) **75**
3. **James Winchester** Proves He's Not an Ordinary Long Snapper (Chiefs.com) **80**
4. Chiefs Punter **Dustin Colquitt** Closing in on Historic Milestone (Chiefs.com) **82**
5. Chiefs' **James Winchester** turned to faith to find forgiveness after father's murder (KC Star) **84**
6. Humble Beginnings and Space Jam: The Unique Story Behind **Chris Jones'** Personality (Chiefs.com) **89**
7. The accolades keep rolling in for Chiefs rookie running back **Kareem Hunt** (KC Star) **93**
8. **Tyreek Hill** Shows Off Speed on "Sport Science" (Chiefs.com) **95**
9. Frightening illness as teen makes Chiefs' **Charcandrick West** appreciate every moment (KC Star) **96**
10. **Dustin Colquitt** Brings Smiles to Local Kids with Free Dental Clinic (Chiefs.com) **100**
11. **Kareem Hunt** Continues to Run Right Through Any "Rookie Wall" (Chiefs.com) **102**
12. Want to know what **Marcus Peters** is about? Spend time with his dad in Oakland (KC Star) **104**
13. Chiefs QB **Alex Smith** Currently on Pace to Shatter Personal Records (Chiefs.com) **110**
14. **Tyreek Hill's** toughness and talent helps him deliver as Chiefs' No. 1 wideout (KC Star) **113**
15. **Travis Kelce** and **Kareem Hunt** Go Back to Where It All Began (Chiefs.com) **115**
16. **Mitchell Schwartz** now has NFL's longest consecutive snap streak (ESPN) **117**
17. **Harrison Butker** Kicks His Way Closer to History (Chiefs.com) **119**
18. Chiefs' **Butker** travels from practice squad to NFL weekly award winner (KC Star) **121**
19. **Harrison Butker** Named AFC Special Teams Player of the Month (Chiefs.com) **123**
20. Chiefs' **Derrick Johnson** is gaining confidence in surgically-repaired Achilles (KC Star) **124**
21. Chiefs' Young Wide Receivers Are Growing Up Fast (Chiefs.com) **127**
22. For Chiefs' **Kareem Hunt**, giving back pays forward the help he received (KC Star) **130**
23. **Alex Smith** Nominated for Art Rooney Sportsmanship Award (Chiefs.com) **132**
24. Chiefs coach Andy Reid on rookie **Jehu Chesson**: 'I love his toughness' (KC Star) **133**
25. Chiefs center **Mitch Morse** molded, motivated by brother with special needs (KC Star) **136**
26. **Darrelle Revis'** first day as a Chief includes a playful welcome (KC Star) **142**
27. **Reggie Ragland's** Story Goes Well Below the Surface (Chiefs.com) **145**
28. Chiefs CB **Darrelle Revis**: "My role is to help win" (Chiefs.com) **149**

(Team)

Chiefs' new Locker Room Club at Arrowhead gives fans a close-up view

Blair Kerkhoff

KC Star

August 11, 2017

The newest viewing area at Arrowhead Stadium has no sightline to the playing field. But fans in the stands won't get to see players entering the locker room or coach Andy Reid conducting his postgame news conference.

Some 100 fans will. They'll gather in the Locker Room Club, not far from where the players exit the field at the 50-yard line behind the Chiefs' bench.

The Chiefs gutted what used to be the photographer's work room and turned it into a gathering spot that is steps away from the locker room entrance and interview room.

"We went to the bowels of the stadium and found space that was being used for different things," said Tyler Epp, the Chiefs' vice president for business development. "We see it as beachfront property for our fans."

Games will be playing on the screens surrounding the room, with a bar and food options. Original AFL helmets hang behind the bar. Fans can drop in during the game or spend the entire game here.

Who has access?

Two groups: Field box owners who have open-air suites — a plan below the club suites — and fans who are members of the Chiefs Kingdom Rewards. The latter can accumulate points to get a transferable pass to the club on a game-by-game basis.

"We targeted this around the average fans to come down," Epp said.

The Chiefs scouted other NFL stadiums with a similar feature, including AT&T Stadium in Arlington, Tex., and U.S. Bank Stadium in Minneapolis. Those stadiums had the advantage of making their clubs part of the original construction.

Children's Mercy Park, home of Sporting KC, has a similar feature as well.

(Team)

The Latest in Technology is Watching Over the Chiefs Practice Fields

Matt McMullen

August 23, 2017

Chiefs.com

The Chiefs are using new practice cameras this season that don't require a traditional manned lift

There's countless things that go on behind the scenes for the Kansas City Chiefs that help position the team to win on the field. Every victory is a culmination of numerous people working together to prepare for the upcoming opponent.

A critical component of that weekly preparation is the work done by the Chiefs video operations team, which film practice so that the coaching staff can adequately evaluate and game plan.

That process got a facelift this offseason, as the Chiefs moved on from the traditional manned scissor-lifts in favor of a new camera system that can be operated from the ground.

"They're called mastRcam mobiles," said Pat Brazil, the Chiefs' Director of Video Operations. "Basically, they're similar to a boat trailer with a moulded canopy and Bimini on top, with a 55-foot tall telescoping mast that's rated for 50 miles per hour. They also have electronic leveling jacks to keep it completely level and firm to the ground. The operator sits at the bottom of it with a pan zoom tilt control, and just shoots practice from there."

The new system's primary advantage is safety, as it doesn't require an individual to actually ascend in the air with the camera.

"We used to have three 45-foot platform scissor-lifts and we would just load our camera gear in there and go up," Brazil said. "It takes a while to get down if lightning hits or there's wind, so this is definitely much safer."

The increased safety of the staff made the decision to move forward with the new technology an easy one for Chiefs Chairman and CEO Clark Hunt.

"We did our research to make sure that the quality of the video was as good as the old platforms with the handheld cameras and ultimately made the decision that it was a great addition," Hunt said. "It adds to the safety of our video crew, and that was really what it was about, the safety of those guys."

In the past, the unpredictability of the wind could create problems for the traditional platforms and sometimes force practice indoors.

"We were worried for when it gets a little bit windy," Head Coach Andy Reid said. "As a head coach, I'm responsible for those guys when they go up in those towers, so when it was too

windy we just went inside because those things would sway and you could have a problem. This allows us to go outside and practice in the wind, stay off the turf and get a lot of work done.”

For context, the traditional lifts were only rated for 20 mile per hour winds.

“Coach Reid would always be turning around and asking if we were OK,” Brazil said. “What these do is they eliminate the safety factor from it. Everybody is going to be safe and we can go outside. We’ve already been outside in 30-40 mile per hour wind gusts with these, which we never would be in with lifts.”

The Chiefs currently have three of the units, which are produced by a company called 8K Solutions, in what’s considered the latest in the industry.

“Pat Brazil came to us and said this is the next stage in technology and this is going to make us better, and in addition it’s going to make us safer,” President Mark Donovan said. “You’re dealing with employees and you’re dealing with trying to provide a safe environment, so you put that on top. Technology wise, it’s supposed to be a little bit better for the coaches, so it made it an easy decision.”

Despite the significant change in how they went about their business, the video operators caught on to the new procedure fairly quickly.

“When we first got them (the staff) was messing around with them during OTAs to get a feel for the picture and clarity with the sun and the glare and all that,” Reid said. “Now they’ve got it down. They’ve done a nice job.”

Brazil echoed Reid’s assessment as the cameras moved from training camp at Missouri Western to the practice fields at the team facility.

“They’ve been incredible,” Brazil said. “We used them all offseason and up at training camp and they’ve been great. We use them everywhere.”

The cameras also provide a level of flexibility for Brazil and his staff that didn’t exist with the traditional lifts.

“You can go film ground stuff and then go right back to your (tower),” Brazil said. “Before, you’d be stuck up there and couldn’t shoot anything on the ground because it took too long to get up and down. It opens things up more for us to get more things.”

Brazil is grateful that the decision makers in the organization saw the importance of obtaining the new cameras.

“We’re blessed in this organization to have ownership that cares about the safety of their employees, while also wanting to stay on the cutting edge of technology because it’s basically a marriage of these two things,” Brazil said. “These things are really neat and work really well.”

The cameras are seeing plenty of action this week as the Chiefs prepare to travel to Seattle and take on the Seahawks on Aug. 25. The game will be nationally televised on CBS at 7:25 p.m. CT.

(Team)

Chiefs Among League-Leaders in Embracing New Helmet Technology

BJ Kissel

September 1, 2017

Chiefs.com

Several Chiefs players have made the transition to this new helmet

The Kansas City Chiefs were among the league-leaders when it came to the number of orders placed for the new Vicis ZERO1 helmet, according to Chiefs' Director of Equipment, Allen Wright.

The helmet consists of technology that's new to the industry.

As explained on their website, the "ZERO1 features a soft outer shell and an underlying layer of columns designed to mitigate collisions from multiple directions."

It's the first helmet that's made of a flexible polymer on the outside that deforms upon impact, much like that of a bumper on a car. It reduces the overall impact to the head, and it's being used by many players around the league and the Chiefs, including Alex Smith, Bennie Logan, Chris Conley and Mitch Morse, among others.

Vicis, the Seattle-based startup company, began at the University of Washington and operates, in part, from grants provided by the NFL and others.

In collaboration with the NFL and NFLPA, the 2017 helmet laboratory testing performance results chart, which is posted in locker rooms across the NFL, has the ZERO1 ranked as the best helmet on the market to "reduce head impact severity."

"We have it hanging in the equipment room for every player to see," Wright explained of the chart. "Once it went through the testing process and the numbers were what they were, it made you perk your ears up and turn around and pay a lot more attention."

The process of getting the helmet approved to be used on the field has been ongoing for a couple of years, and Wright said he was told last March at the league meetings that the helmet was going to be available this year.

"We had a lot of veteran guys that when they brought in the prototypes, they were extremely interested," Wright said. "It was the only helmet that had come to market with this type of technology where it was from left field with a softer outer shell, no one had seen anything like it before."

"In my 35 years here, every helmet has been basically the same plastic shell, so it was intriguing."

Last week when the Chiefs were in Seattle to face the Seahawks, Wright and the Chiefs' equipment staff had the opportunity to tour Vicis' 3,000 square-foot production facility.

"They reached out and invited us to see their place, and it was something that if the schedule allowed, I wanted to do it," Wright explained. "To go in there and see their operation from the research department to stuff they're working on for the future, the level of professionalism and technology, it was extremely impressive."

Wright said the ability to see their setup in person helped validate his decision to offer and promote these helmets to the players.

"They have the capability through the way they manufacture with a 3D printer that they can actually make products and 24 hours later test them, I've never seen anything like that before," Wright explained of the visit. "They are cutting edge, and I think at the end of the day, they've helped upgrade the whole helmet industry."

"We're light years ahead of where we were 10-15 years ago. I would make a comparison to us not wearing seatbelts at one point, to now we all wear them."

A traditional helmet cost around \$400, but the ZERO1 is anywhere between \$1,500-1,700 depending upon the specific features.

Wright said when working through the decision to order these helmets and offer them to the players, there was never even a discussion about the cost.

"When it comes to players' health and safety, money is never going to be an issue," Wright explained. "We're going to put the best products out there for our players. Period. As an equipment manager, that's a wonderful thing. And as long as we know it's better for our players, (Chiefs' Chairman and CEO) Clark Hunt, and (head coach) [Andy Reid] are all in."

From some of the players' perspective, the transition to this new helmet, which is a little bigger and weighs a little more, has been seamless.

"I'm always looking to be progressive, especially regarding brain function and health, so for me, it was a pretty easy switch to make," center Mitch Morse said. "I have to have evidence it's going to work and I put a lot of value in what (head athletic trainer) Rick [Burkholder] and Allen [Wright] have to say, and they were pretty much behind this 100 percent."

"It was easy for me to switch over."

Morse, decided to switch over during OTAs, explained what he's noticed after a few months and a few preseason games in the new helmet.

"For me, it's the consecutive set of hits where every play I'm hitting someone," Morse added. "Over time, you have more mental clarity, the feel is there, there's not really one or two hits that you feel the difference. It's just over time that it feels better."

Veteran defensive lineman Bennie Logan explained why he made the switch.

"I feel like with the concussion protocol been so strict and concussions being a hot thing nowadays; I want to get the helmet that has the most protection," he said. "Just wearing it in OTAs, I felt really good about it. It was heavier, but I definitely felt the protection."

One player who already knew plenty about the new helmets was quarterback Alex Smith, who is actually a part investor in Vicis and first got hooked up with them a couple of years ago.

“A friend of mine who just happened to be on the front end of it, told me about it and I got a chance to meet the CEO,” Smith explained. “But I loved what I heard from the jump. I loved the opportunity to get involved. To this point, I think it’s worked out. I think, obviously, the helmets come, they’ve made it to the field and time will tell here if it proves its worth.”

Smith explained why he made the switch.

“For me at this point, it’s just more comfortable,” Smith said. “That’s the only thing I’ve really noticed so far. The O-Line has kept me pretty clean these first few games, so I haven’t had a chance to really get hit with it. But I think the biggest thing is as a quarterback, you’re in there and pretty vulnerable when you get hit in the pocket, and a lot of times you’re getting slammed into the ground.

“It’s those types of hits that kind of go unnoticed that I think can definitely rattle you. Rarely do you get squared up helmet to helmet, but a lot of the times you’re meeting the ground, and that’s often when most concussions occur. I’m anxious to see that as the season goes on and I wear it.”

In addition to the flexible polymer on the outside, one of the other advancements with this helmet was the conscientious decision to take into account the other stuff inside a quarterbacks’ helmet—the technology (speaker) to hear the coaching staff relaying plays.

“A lot of wiring, a battery pack and receiver, and then we have to find a place for it,” Smith explained. “A lot of times I think fans would be shocked on where that stuff gets Velcro’d in and where it’s sitting—it’s pretty exposed.

“They were the first company, at least that I know of, that really had a solid solution for that equipment and they found the safest place for it. It’s protected and you’re protected from it.”

With the recent advancements in technology changing football in so many ways—from how fans consume the game through social media and broadcasts—to instant replays and tablets on the sideline, the people at Vicis are doing their part to take the advancement in technology to player safety with their new ZERO1 helmet.

And the Chiefs are right there helping lead the way.

(Team)

Chiefs Introduce New 360-Degree Highlights

Matt McMullen

September 14, 2017

Chiefs.com

The Chiefs are bringing fans closer to the action than ever this season

The Kansas City Chiefs are bringing fans inside and around the action like never before this season with state-of-the-art 360 degree highlights.

The technology, which shifts vantage points within a single highlight, allows fans to see the game-changing plays develop from multiple angles. The NFL featured the system in the Super Bowl last season.

Kansas City may have opened the season on the road last Thursday, but the new addition brought fans into Gillette Stadium for the biggest moments in the Chiefs' win over New England.

Check it out for yourself on wide receiver Tyreek Hill's 75-yard touchdown reception. The highlight begins with a traditional view before shifting behind the play as the pass was thrown. The angle then wraps all the way around the stadium as Hill sprints in for the game-tying score.

The technology also broke down rookie running back Kareem Hunt's 78-yard touchdown catch. The highlight wraps in front the play to put the viewer right in the middle of the action as Hunt cuts upfield and makes the catch. The angle puts into perspective just how impressive the throw from quarterback Alex Smith was.

In two more additional highlights, the replay system broke down tight end Demetrius Harris' and running back Charcandrick West's scores.

The system will be back at it this Sunday to break down all the big moments from Kansas City's home opener against the Philadelphia Eagles.

(Team)

Chiefs Name Television Broadcast Booth in Honor of Len Dawson

Matt McMullen

September 18, 2017

Chiefs.com

Dawson has been a part of the Chiefs since they moved to Kansas City in 1963

As long as the Chiefs have called Kansas City home, so has Len Dawson.

The former quarterback and current broadcaster has been a part of the Chiefs since the franchise moved to Kansas City in 1963, and as of this weekend, he'll be a part of it forever.

Chiefs Chairman and CEO Clark Hunt announced Saturday night at an NFL Alumni dinner dedicated to Dawson that the television broadcast booth at Arrowhead Stadium will be named in his honor.

"Len Dawson is a Kansas City icon and few people have transformed the Chiefs franchise and the city of Kansas City the way that Len has," Hunt said. "For his outstanding contributions as a broadcaster, we are thrilled to recognize his career accomplishments by dedicating the Len Dawson Television Broadcast Booth."

Dawson owns the franchise record for passing yards (28,507) and touchdowns (237) across 14 seasons with the Chiefs and Dallas Texans. He led the Chiefs/Texans to AFL (American Football League) Championships in 1962, 1966 and 1969 before earning MVP honors in Super Bowl IV.

He was inducted into the Chiefs Hall of Fame in 1979 and the Pro Football Hall of Fame in 1987.

Over time, Kansas City became more than just where Dawson worked. It became home.

"Just think about the move there and what it has meant to Kansas City," said Dawson on Sunday's pregame radio show. "I know what it's meant to me because I found a way to live and live well right here in Kansas City. This is where I'm going to stay."

Dawson began his broadcasting career in 1966 – right in the middle of his playing career – as a sports anchor for KMBC Radio and sports director for KMBC-TV.

He joked that the players didn't make much back then, inciting his desire to get in front of the camera.

Following his playing days, he worked as a color analyst for NBC from 1976-84 while also serving as the host of HBO's "Inside the NFL" for 24 years from 1977-2001. The program was the first NFL-related show to air on cable.

In addition to television broadcasting, Dawson joined the Chiefs Radio Network as a commentator in 1984 and did so for 34 seasons through 2016. He'll retire from all forms of broadcasting following the 2017 season.

Already in the Hall of Fame as a player, Dawson was named the recipient of the Pete Rozelle Radio-Television Award in 2012, becoming just the third individual to ever be inducted into the Hall of Fame as both a player and a broadcaster.

The booth will be officially dedicated during the Chiefs Alumni Game on Oct. 30, when the Chiefs host the Denver Broncos on Monday Night Football.

(Team)

The V Foundation Partners with the Chiefs in the Fight Against Cancer

Matt McMullen

October 3, 2017

Chiefs.com

The Chiefs, the V Foundation and The University of Kansas Health System announced a \$200,000 contribution to The University of Kansas Cancer Center on Monday

Everyone, in one way or another, has been affected by cancer.

It touches ordinary people, professional athletes and each person in between.

The University of Kansas Health System is a local leader in the effort to eradicate the disease, and as of Monday, that fight is receiving national reinforcements.

The Kansas City Chiefs, in partnership with the V Foundation and the The University of Kansas Health System, announced a first-of-its-kind collaboration on Monday Night Football that's dedicated to defeating cancer.

The V Foundation is matching a \$100,000 contribution from the Chiefs, the Hunt Family Foundation and The University of Kansas Health System as part of the national charity's first ever work in the NFL.

The result will be a \$200,000 grant to the KU Cancer Center that is entirely devoted to cancer research.

"We take it as a personal responsibility to be an active participant in this community," said Chiefs President Mark Donovan. "We have this great resource here with the Health System and here's a way that we can support it, create awareness for it and actually find a way to financially support the research going on at the Center."

The contribution, called a "junior investigator grant," will go directly to Mary Markiewicz, Ph. D., at the KU Cancer Center. Markiewicz is working to increase the effectiveness of the body's own immune cells, or "Natural Killer Cells," in fighting cancer cells.

"I applaud the efforts of the V Foundation and the Kansas City Chiefs to advance The University of Kansas Cancer Center's efforts to fight this terrible disease," said Dr. Roy Jensen, the Director of The University of Kansas Cancer Center. "We are deeply grateful for these funds."

The V Foundation, which was founded in 1993 in honor of legendary college basketball coach Jim Valvano, is one of the preeminent cancer research charities in the country. Since its creation, the Foundation has funded more than \$170 million in cancer research grants nationwide.

"We raise money and spend it wisely with the goal of ending cancer," said Susan Braun, the CEO of the V Foundation. "It's not simple, but it's what we do."

The organization's partnership with the Chiefs and The University of Kansas Health System began as a league-wide inquiry from ESPN, one of the V Foundation's principal founders.

"The NFL came together in a consolidating effort on what different teams were doing regarding cancer awareness and fundraising programs," Braun said. "We talked to our colleagues at ESPN and they encouraged us to reach out to the Chiefs and talk about what kind of program we might be able to work on together."

Those conversations came to fruition with a partnership unlike any other in professional football.

"This is our way to make sure we do it right," said Kevin Martinez, ESPN's Vice President of Corporate Citizenship. "There are a lot of eyes on us, and there are local relationships that we don't want to in any way hinder - we want to enhance. We want to show that everybody can work together in finding a cure for cancer, and the Chiefs are the first organization that we have reached out to and ran it all the way through to activation."

The decision to get involved was a simple one for the Chiefs, who have shared a partnership with The University of Kansas Health System since 2012.

"We want to be partners with people who support our community," Donovan said. "This one goes full circle, as we have a big partner in ESPN, who created an opportunity for all of the clubs to get involved with the V Foundation. For us, we've done so much with The University of Kansas Health System already, and we're always looking for ways to elevate the great work that they're doing at the Cancer Center."

The V Foundation's "junior investigator grant" program is designed to equip the best and the brightest in the world of cancer research with the funds they need to make a difference.

The Cancer Center met that standard.

"It's one of the outstanding cancer research centers in the country," Braun said. "We are just so impressed with the research they are doing, as well as the excellent patient care that they offer."

ESPN's Monday Night Football crew had a chance to experience the work the Cancer Center is doing firsthand on Saturday, as play-by-play analyst Sean McDonough, analyst Jon Gruden and sideline reporter Lisa Salters visited with patients at the facility.

Footage of the visit aired on Monday Night Football in conjunction with the announcement.

"There's a common humanity that people have and that is to empathetically understand," Martinez said. "We want to show on national television what Kansas City is doing with all of us that are trying to find cures for cancer, and the best way to do that is to show it in person."

The partnership represents a powerful initiative that has the potential to not only benefit cancer research now, but to save lives down the road.

"We're sitting here today talking about a program that's actually going to be implemented, money is going to be donated and that work is going to hopefully impact somebody in our region and beyond," Donovan said. "We have really cool jobs, we get to work for the Chiefs, but it's days like this that you have perspective on just what kind of good you can do when you work together."

(Team)

How the Chiefs built the most explosive offense of Andy Reid's tenure

Terez Paylor
October 14, 2017
KC Star

Before a recent practice, Chiefs quarterback Alex Smith pondered the question for a moment — but not too long.

In his mind, the answer — when asked what's the biggest difference between the Chiefs' offense in 2017 and the others he's guided during his five-year tenure — is a simple, two-pronged one.

“Two things — No. 1, the personnel ... it's clearly changed,” said Smith, who is currently the caretaker of the NFL's highest-scoring offense (32.8 points per game, up from 24.3 a year ago, which ranked 13th). “Not to compare, it's just different. And across the board, we've got a lot of guys that have that kind of (big-play) ability.

“And (No. 2), the second year for (offensive coordinator Matt Nagy). Obviously, Coach (Andy) Reid has been consistent and is always involved and is obviously a huge chunk of this, too, as he continues to evolve with the personnel that we've had. But I certainly think Nags' imprint as well, especially here year two ... coach is comfortable with him and his views and he's put his footprint on this as well, utilizing the personnel in ways (we haven't). We do a lot of stuff that wasn't in the West Coast playbook five years ago.”

Offense has been the name of the game this season for the Chiefs, who remain the league's lone undefeated team at 5-0. Along they way, they've used all sorts of fun offensive concepts — the shovel pass, the fly sweep, run-pass options, misdirections — that were never in the traditional West Coast offense ... until now.

Reid still plays a significant role in the play calling and game plan — it's his baby, and he takes all the blame when things go wrong — but he, like Smith, credited Nagy for adding some spice to the Chiefs' playbook.

“It's brand new stuff we're trying out,” Smith said. “I feel like we've definitely grown more, in a unique way, for sure. I think we've got a lot of guys that can play in space. We're trying to space the field out and have guys that are multidimensional, and then incorporate that, via run and pass.”

Indeed, the improvement of the Chiefs' offense — which can now best be described as a cross between west coast, spread and college-style run-pass option concepts — reflects on the stat sheet.

The Chiefs are rushing for 156 yards per game, which ranks second in the league and is up from a mere 109 yards per game a year ago. They also lead the league in runs of more than 20 yards with nine — three more than the next closest team — and are throwing for 258 yards per game, which ranks eighth in the league and is up from 233 yards per game a year ago.

In many ways, the offense is downright explosive, a far cry from past iterations of the Chiefs' offense under Reid. Just compare it to the 2014 version, for instance, when no wideout scored a receiving touchdown.

"It's night and day," guard Laurent Duvernay-Tardif said with a laugh. "Even last year and the year before, it used to be like, when you go for a drive on the field and if you want to score a touchdown, it needs to be at least 10 plays. And now, if I just recall the Patriots game, first play of the drive, boom — 80-yard touchdown. Last game against the Chargers, you want to close the game. Four-minute situation, everybody knows you're going to run the ball. And you run for a 60-yard touchdown. It's great."

Many players point to the personnel upgrades the Chiefs have made since then as a reason for improvement. That wideout-starved 2014 team didn't have anyone close to possessing the electricity of the team's current No. 1 receiver Tyreek Hill, who might be the NFL's fastest man. And while Pro Bowl tight end Travis Kelce — a matchup nightmare who is too shifty for linebackers and too big for defensive backs — was on the roster back then, he was essentially a rookie, still playing a reserve role behind Anthony Fasano.

And don't forget third-round rookie running back Kareem Hunt, the NFL's leading rusher who has managed to match the production the Chiefs got from Jamaal Charles that year, back when the future Ring of Honor member was at the peak of his powers.

Add them all together, and you get a triumvirate of playmakers that defenses must account for at all times. Problem is, stopping three stars on one side of the ball at the same time is practically impossible — teams might be able to take away two of the Chiefs' three stud options on any given play, but they can't take away all three. Hence the Chiefs' offensive success, which Nagy himself attributes to the swath of talented playmakers the scouting department has added over the last few years.

"It's huge," Nagy said. "Obviously, the more of that (talent) you have, the easier it is to scheme, because you can start putting pieces of the puzzle in certain spots and say 'OK, we think we're going to get this or that defense.' And then the rest of that is on them on game day."

For defenses, stopping a runner like the elusive, hard-charging Hunt is difficult, especially in the Chiefs' zone-running scheme, which is the foundation of the offense. Hunt is extremely adept at biding his time behind his linemen and exploding upfield with one cut when he sees a sliver of daylight. Defenses can play him correctly and he can still gain positive yards because of his remarkable elusiveness and contact balance, so teams often try to contain him by adding an additional defender to the box and generally attempting to put bodies around him.

The problem with that strategy, however, is that opens up the 1-on-1 opportunities in the Chiefs' passing game for Kelce and Hill, who can each take it the distance.

"They can't just lock in on one thing to stop and make us one-dimensional," Hunt said. "It's a pretty tough challenge for the defenses, and honestly, it's very helpful for us."

If teams get it in their minds to stop Kelce — Smith's de facto security blanket — they will often attempt to do it by chipping him or placing a linebacker or safety on him, heads up. And when they play zone coverage, underneath defenders sometimes suck in toward Kelce — think of a vacuum — when he's running his pet short routes.

This, still, is hardly an ideal plan of attack for most defenses. Focus too much on Kelce, and Hill — whose blazing 4.24 speed makes him one of the NFL's fastest men — can burn you, too. Teams are terrified of letting Hill get behind the defense for a quick six, so it's not unusual to see them shade a safety over the top, which opens up the rest of the field for Kelce and Hunt.

Throw in the three playmakers with the creativity and ability of the Chiefs' primary playcallers — Reid and Nagy — to decipher what defenses might be trying to take away based on down and distance, not to mention the brains of a quarterback in Smith who is terrific at audibling out of troublesome plays, and it equals the best offense of Reid's five-year tenure in Kansas City, and one of the best in the NFL through five games.

Considering the way the Chiefs lost to their next opponent in last year's playoffs — Pittsburgh beat them 18-16 at Arrowhead Stadium in the divisional round in January, largely due to lots of missed offensive opportunities — the Chiefs' offensive improvement couldn't be more on time.

“Any time you play an opponent from the recent past, you are looking at that stuff,” Smith said. “Certainly, when they have had success as well, are they going to repeat some of that stuff against us? How are they going to combat it? Certainly, I think we know that we are a different team at this point as well. So you kind of relish the opportunity. You definitely look at it. It definitely brings back a lot of missed opportunities.”

(Team)

Chiefs on the Forefront of the Evolving Ticket Industry

BJ Kissel
October 27, 2017
Chiefs.com

Organization continues to look for innovative options to reach fans and improve game day experience

As the Kansas City Chiefs raced to a 5-2 start to the 2017 season, fans, as per usual, responded with their support.

In fact, ticket sales have already reached record highs and continue to be strong as the team approaches arguably the biggest game of the year Monday night against the Denver Broncos.

While Chiefs Kingdom has created an atmosphere at Arrowhead over the years that rivals any in the league, the home opener against the Philadelphia Eagles and the Sunday afternoon matchup against the Pittsburgh Steelers were still two of the highest attended games since the Arrowhead Stadium renovations in 2010, when capacity was reduced.

It's not only traditional ticketing options that have benefitted from the team's success this year.

Overland Park-based Tickets For Less has seen their best year of selling Chiefs tickets in their 14-year history.

"They've been one of our strongest events this season," President Dan Rouen explained. "Ticket prices have continued to increase as the success on the field has been strong. Following the home opener, Chiefs tickets for games at Arrowhead were some of the top-performing resale tickets in the country.

"We continue to see huge demand and are really looking forward to Monday night."

To build on the above success, the club has to reliably deliver secure tickets to fans. To accomplish this, the organization has focused on taking advantage of advances in digital technology and is finding new ways to get Chiefs fans into Arrowhead Stadium.

The Chiefs had seen their mobile ticket numbers more than double every year since 2015 when mobile ticket entry was allowed for the first time. The club has expanded mobile-entry for events outside of Chiefs games and has seen strong adoption for both Chiefs games and other events at the stadium.

“Mobile ticketing is an important part of the future of the fan experience at Arrowhead, which is why we began embracing paperless and electronic options for our venue years ago,” Chiefs Vice President of Ticketing Tyler Kirby said.

Earlier this season, the Chiefs introduced the “Bud Light Game Day Pass,” a mobile-only season ticket for just \$200—the lowest price in over a decade for a season ticket.

“We had incredible demand for this product and sold out of our allotment faster than expected,” Kirby explained. “To this point, we have gotten great feedback from those fans on their experience.”

The Chiefs say that the attendance from this group of buyers consistently is above average, and so far, the mobile-only process has worked well.

“There are always kinks to work out when you launch a new product, but overall we have been very happy with how that offering was delivered and received by fans,” Kirby added. “With the mobile-only offer and non-transferable stipulation, we are seeing a real comradery from these buyers on their game day experience, which is something we always hear from fans as being important to their Arrowhead experience.”

As a follow up to that, the Chiefs offered the “Charlie Hustle Primetime Pass” for the Monday night game against the Washington Redskins.

This was a mobile-only, non-transferable ticket with a to-be-determined seat location that went to the purchaser’s smartphone about three hours before the game.

“Again, I think the feedback was very positive,” Kirby explained. “Technology-wise, we didn’t experience any issues, and I think fans were almost surprised at what a great value the purchase was.”

Charlie Hustle, who is locally known as a more forward-thinking, innovative-Kansas City brand, echoed those sentiments.

“We had a great response on the Primetime Pass,” Charlie Hustle’s Founder, Chase McNulty, explained. “It was really cool to see a demographic that really was just looking for an entertainment option—not necessarily tied to a seat location or commemorative-ticket entry. They just wanted to be a part of the event, and we jumped at the opportunity to be associated with it.”

These new digital offerings for the 2017 season have even opened the door in reaching a new fan demographic as well. Through data that has been collected and analyzed on these programs, the average age of those purchasing the Bud Light Game Day Pass and the Charlie Hustle Primetime Pass is 10 years younger than the average Chiefs Season Ticket Member.

While attendance and ticket sales have been record-setting, the success this season hasn't come without challenges.

"We are seeing more fraud-related issues this season than in years past," Kirby said. "Unfortunately, it's a result that is all-too-common when there is high demand for tickets."

Kirby referenced making sure fans use online verified sources to purchase tickets, as opposed to buying preprinted tickets from individual sellers, where almost all of the fraud is originating.

"We always try our best to get out in front of any fraud issues, but in many situations there is little we can do to help when people don't use a verified ticket source," Kirby said. "There are many legitimate sources to purchase tickets—even as late as the day of the game – and we encourage fans to do their due diligence when shopping for tickets."

As technology advances and the demands of the consumer continue to evolve, the Chiefs will continue to adapt and change along with them to make the game day experience more convenient and streamlined.

(Team)

Tico Sports is Bringing the Chiefs to Life in Spanish

Matt McMullen
October 30, 2017
Chiefs.com

Tico Sports broadcasts every game locally on 1160 AM
The thrill of a football game is unmatched.

There's a certain energy that exists within every play, and it's up to a select few to translate the action across the radio waves.

Oscar Monterroso and Tico Sports are doing just that - literally.

They're bringing football to life in Spanish.

"We want people to feel like they're there with us," Monterroso said. "You're going to be on the edge of your seat listening as if you were in the stadium. Even if you don't speak Spanish, you're going to have fun."

Tico Sports, Monterroso's company, began providing Spanish broadcasts for the Kansas City Chiefs in a limited capacity in 2011 before taking on the entire operation themselves last season on 1160 AM and the Chiefs Mobile App.

It's a crucial endeavor as football seeks to court a new generation of fans, and it's working.

"They're engaging on social media, they're going to games and they're watching with their friends," Monterroso said. "They're buying jerseys and they want to be a part of it.

"We're like any other fan - we just speak Spanish."

Monterroso's journey to Arrowhead Stadium was an unconventional one, beginning in Costa Rica and cycling through a variety of jobs before leading him to a microphone in the broadcast booth.

It's his path that's made him who he is, and why he's the ideal steward to bring the Chiefs to the Latin community.

And it all started with a phone call.

"I got a call asking if I knew anybody that had any experience with broadcasting," Monterroso recalled. "I recommended a couple of friends, but they said they needed

somebody local and asked if I could do it. I had done a little bit of sports anchoring, but it's like if you see the opportunity, you see the bull coming and you grab it by the horns."

At the time, Monterroso didn't know the first thing about football. He was a soccer fan that didn't understand why a game played with the hands wasn't named as such.

But then he got to work.

"I started looking through NFL Films and found a Chiefs' game," Monterroso said. "I played it, took a few notes and then played it again while recording my voice. I cut it into a two-minute clip and I sent it back. Then I just waited to see what happened next."

Monterroso dove into any book he could find, including *Football for Dummies*, trying to learn the game.

He was hired a few days later, and for the first time in franchise history, the Chiefs began broadcasting entire games in Spanish.

"Before that, they were just doing mini reads on the radio about the score or something and then it would go back to programming," Monterroso said. "When they decided to have a play-by-play and a color commentator for the whole season, that's when they contacted me."

Monterroso joined Kike Morales, who handled play-by-play duties, in 2011 for the broadcast's inaugural season.

It was an exciting step forward in an effort to bring Kansas City's Hispanic population Chiefs football, but it had humble beginnings.

"It was just me and Kike - we didn't have a sideline reporter or anything," Monterroso recalled. "It was just audio boards and more audio boards. They were kind of old, but they did the job until a point. That's where we did it."

The duo built a rapport and continued to learn the game before deciding it was time to purchase the broadcast rights last season with the goal of improving their product.

"We knew at that point that if we wanted to deliver quality, we were going to need more people," Monterroso said. "We got a field reporter, Leo Prieto, and hired a guy to handle stats. We also bought headphones, because before we just had microphones and couldn't do some things because of background noise."

That leap in quality was joined by a presence on the web, where Tico Sports could reach far beyond its airwaves.

"We'll Facebook Live before and after the games and stuff like that, so we can reach them that way," Monterroso explained. "We get feedback from Costa Rica, because I

connected with my friends there, and they're following and liking. We have people from Mexico as well and they're following and liking."

The broadcast's unique flair is what sets it apart and draws in its audience.

"You put more sauce on your tacos in Spanish," Monterroso explained. "We put a lot of flavor into it, we get excited, we bring the same emotion, we bring the same feelings and the same energy as when we were watching soccer growing up."

Monterroso is now providing Kansas City with that flavor each and every Sunday on 1160 AM in Kansas City, 99.7 in Wichita and on the Chiefs Mobile App, prompting reflection to when he once maintained five jobs all at once while working his way through school.

"I started from the very bottom...it really is the American Dream," Monterroso said. "When you get to this country, you learn that in order to reach your goals, you have to get through a lot of obstacles - personal obstacles, cultural obstacles and language barrier obstacles - and now this is just something that I'm really enjoying.

"It was a process, but I think with everything you do, you always just have to learn as much as you can."

Thanks to Monterroso and Tico Sports, a whole new generation of fans is learning all about the Chiefs.

"I'm living my dream, but at the same time, I'm with a team of people who are living their dream, too," Monterroso said. "It's not just about Tico Sports, it's about the culture, it's about what we've created...that's what drives us."

(Team)

Chiefs Announce Local Cancer Researcher as the Recipient of Historic Grant

Matt McMullen
October 30, 2017
Chiefs.com

The Chiefs, in partnership with the V Foundation and The University of Kansas Health System, named Mary Markiewicz Ph. D. the recipient of a \$200,000 grant on Monday. The Kansas City Chiefs are ramping up the fight against cancer this season unlike any other team in the NFL, and as of Monday, there's a local researcher leading the charge.

The Chiefs announced a historic partnership with the V Foundation and The University of Kansas Health System earlier this month, awarding a \$200,000 grant to a researcher at the KU Cancer Center in an effort to eradicate the disease once and for all.

That researcher is Mary Markiewicz, Ph. D., who is working to increase the effectiveness of the body's own immune cells, or "natural killer cells," in fighting cancer cells.

"This is a type of immunotherapy where you take immune cells out of the patient, in this case natural killer cells, and do something to them to try and make them better at killing tumors," Markiewicz explained. "We manipulate them in culture so that when we transfer them back into the patient, they will go and find the tumor and destroy it."

It's been a focus of Markiewicz's since 2003, and it's research that wouldn't be possible without the grant.

"We would not be doing this specific research on natural killer cells if we hadn't gotten this money," Markiewicz said. "We cannot do research without grants. We do get support from the university, but we cannot do the research without the grant funding."

The funding is through the V Foundation's "junior investigator grant" program," which identifies the best and the brightest in the world of cancer research and provides them with the resources needed to make a difference.

"The Cancer Center asked for letters of intent for people who would like to apply for this money," Markiewicz said. "The heads of the Cancer Center looked at all these letters and picked two to actually submit to the V Foundation."

The result was a \$100,000 contribution from the V Foundation to Markiewicz's research, which matched the funds already raised by the Chiefs, the Hunt Family Foundation and The University of Kansas Health System.

“I was very, very happy,” Markiewicz said. “I’m sure my neighbor in the office next door heard me...I ran over and screamed, ‘Yes!’”

In order to celebrate the announcement, Chiefs’ defensive tackle Chris Jones visited the KU Cancer Center last week.

“It was amazing,” Jones said. “Just finding out what goes on behind the scenes and how those people put in countless hours for their jobs. It’s incredible.”

Jones toured the facility for the scheduled allotment of time, but asked to see more even after the tour had ended.

“It was awesome, he was so excited,” Markiewicz said. “He just wanted to learn about what we were doing and about all the science, so it was great to see him so excited for it. It’s really great to see someone like him just really interested in what we do here.”

It was a moving experience for the second-year defensive tackle.

“You know, you never really think about the people behind the job,” Jones said. All you know is that people get cancer, and they’re trying to find a way to fight it. I was actually seeing what they go through and how they do it.”

Jones was so impressed that he decided to make a gesture of his own, offering tickets to all the researchers he met that afternoon for Monday’s game.

“Since they let me in and showed me their field of work, I wanted to invite them to my field of work,” Jones said.

It was a fitting illustration of how the Chiefs and the KU Cancer Center have worked together in the fight against cancer, and how they’ll continue to lead that fight in the future.

“I think it’s huge just to know that people care, that they’re supporting our research and that they’re behind us,” Markiewicz said. “It’s important people know what we’re doing so that they can continue to help us and know that we’re really trying to fight cancer.”

(Team)

Mid-Season All-Pro Teams Announced: Chiefs Dominate Offensive Honors

BJ Kissel
November 2, 2017
Chiefs.com

The 2017 NFL season is halfway over. The folks over at NFL.com gave out some mid-season awards, and the Chiefs were all over the offensive side of things.

First off, it should be noted that these are not real awards. They do not really mean anything, and we know this, but it doesn't stop us from wanting to know what the national perception is of our players and what they have done in comparison to other players around the league.

And from an individual perspective, there's plenty of respect out there for what some of the Chiefs have accomplished through eight games.

According to a panel of 12 NFL.com analysts, Chiefs' quarterback Alex Smith was voted as the MVP by three people (Jeffri Chadiha, Alex Gelhar, Adam Rank), which only trails the Patriots' Tom Brady, who was given seven of the 12 votes.

Smith leads the NFL in passer rating (115.4), yards per attempt (8.42), and has thrown 16 touchdowns without an interception already this season.

As far as the Offensive Rookie of the Year Award, Chiefs' running back Kareem Hunt was voted in four times, which only trails the Texans' Deshaun Watson, who earned seven votes.

Hunt currently leads the NFL with 763 yards rushing.

The only defensive player for the Chiefs who earned an award was linebacker Justin Houston, who was named the mid-season Comeback Player of the Year by Gelhar.

Houston has 7.5 sacks this season, which ties him for seventh in the league. He played in just five games last year because of a knee injury.

NFL.com analysts Chris Wesseling and Matt Harmon also announced their mid-season All-Pro teams, and the Chiefs were heavily mentioned from both guys, and each broke it down in a different way.

Here's the explanation of how they broke it down:

"With eight weeks of the 2017 NFL campaign in the books, Chris Wesseling and Matt Harmon provide their Midseason All-Pro teams. Where do Wesseling's seasoned eye and Harmon's Next Gen Stats-based evaluations differ -- and where do they converge?"

While Smith and his phenomenal start were mentioned as a possibility in the quarterbacks' section, those honors ultimately went to Tom Brady (Wesseling) and Russell Wilson (Harmon).

But at running back, that was a clean sweep Hunt.

Here's part of what they said about Hunt, via NFL.com:

"Wesseling: You can count on one hand the number of backs in nearly 100 years of NFL action with better numbers in the first two months of their careers... What has jumped off the tape, though, is the combination of uncanny balance and never-say-die physicality with which the rookie punishes tacklers and adds yards after contact."

"Harmon: Hunt proved himself to be no fluke with sustained excellence throughout the year. Already one of the most difficult running backs to bring down, Hunt averages 4.76 rushing yards after defenders close within one yard of him (the NFL average is 3.6), the second-most among backs with 60-plus carries."

At tight end, Wesseling gave the award to Travis Kelce, while Harmon went with the Eagles' Zach Ertz.

Here's part of what Wesseling said:

"Wesseling: Rob Gronkowski remains the league's best all-around tight end. Going back to last November, though, Kelce has overtaken the perennial All-Pro as a matchup nightmare for safeties, clearing the century mark in eight of his last 15 regular-season games... He leads all tight ends in receptions (44), receiving yards (556) and yards after the catch (207), per NFL Research."

At kicker, Harmon went with Chiefs' rookie Harrison Butker, who was just named the AFC Special Teams Player of the Month.

Here's what Harmon said:

"Harmon: Not often does a kicker become a national sensation, but we're almost there with "Buttkicker," thanks to his prime-time efforts. Snagging him off the Carolina Panthers' practice squad, the Chiefs got a true gem. He's the finishing piece for one of the NFL's best offenses, knocking back 94.7 percent of his field-goal attempts this season and all of his extra points."

At returner, Wesseling went with Tyreek Hill over the Raiders' Cordarrelle Patterson.

Here's what he said:

"Wesseling: Cordarrelle Patterson is the most electrifying kickoff specialist of the past half-decade, but that species is going the way of the fullback in the golden age of the touchback. Hill's difference-making speed and elusive short-area quickness make him the most dangerous player with the ball in his hands."

Overall, the Chiefs were mentioned five times in the 26 offensive awards given out here by Wesseling and Harmon, which is the most for any team in the league.

The Steelers and Rams each had four mentions, while no other team had more than two.

(Team)

Chiefs Lead NFL in Local Television Ratings' Growth This Season

BJ Kissel
November 9, 2017
Chiefs.com

The Chiefs are seeing levels of success others aren't in 2017. The Kansas City Chiefs have been one of the NFL's models of success over the last four-plus seasons under head coach Andy Reid, who has led the team to a regular-season record of 49-24 since joining the organization before the 2013 season.

Furthermore, the 49 regular-season wins the Chiefs have earned since Reid's arrival are tied for the third-most in the league over that time, and it's that kind of sustained success that has helped engage such a passionate fan base over the last few years.

Consequently, the success the team has had on the field has also led to success on the business side, and where it has reflected particularly well this season has been with local television ratings.

Through the first nine weeks of the season, the Chiefs lead the NFL in television growth within their local market year-over-year, increasing local ratings by 16 percent over 2016 averages.

In fact, the Chiefs are just one of only six NFL teams whose local ratings are up year-over-year.

"It's encouraging to see that the success we've seen on the field has translated over to these local TV ratings," Chiefs' President Mark Donovan explained. "There are a number of metrics we use to determine how our brand is being viewed and accepted—both locally and nationally—television viewership and engagement is an important one. So, these numbers tell us a lot."

The ratings have positively affected several aspects of the business, including sales on retail merchandise, ticket sales, ratings for Chiefs' programming as well as digital and social media metrics.

The ratings growth for those teams doesn't appear to be strictly tied to on-field performance either. Only two of the six teams whose ratings have increased currently boast a winning record.

The Chiefs are one as they sit at 6-3, and the other is the Jacksonville Jaguars, who have been one of the league's surprise teams and currently sit with a 5-3 record. Both teams have seen double-digit increases.

The other teams who have seen increases are the Chicago Bears (3-5), Tampa Bay Buccaneers (2-6), Washington Redskins (4-4), and Cincinnati Bengals (3-5).

In addition to the improved local television ratings, the Chiefs have also seen an increase in ticket sales—a sign that all things are moving in the right direction without one affecting the other.

“We are constantly reminded of the power of our fans” Donovan added. “It’s their passion and love for this team that is the bedrock of our organization, and we have been proud to celebrate that both with our game day experience at Arrowhead Stadium, as well the product we’re putting out there for those watching on television with family and friends.”

When the Chiefs’ schedule was announced last spring, there was little doubt as to what the expectation was for the team this year, particularly from those on the outside of the organization.

The Chiefs were given a league-high six primetime games, which is the maximum a team is allowed.

“I personally think it’s a great tribute to the national attractiveness of the Kansas City Chiefs,” NFL Commissioner Roger Goodell explained of the schedule while visiting Arrowhead last summer. “I’ll tell you, every network talks about broadcasting a game from [Arrowhead] because it’s such a great atmosphere. I can’t emphasize to you enough the importance of how that passion of the fans comes through the television screen.

“We’re a game where that passion is felt through the broadcast and people are like, ‘Wow, that sea of red...it’s just a great setting.’”

And so far this season, the television networks and schedule-makers have been rewarded by their faith in what the Chiefs would do this season.

In fact, the Monday Night Football game at home against the Denver Broncos a couple of weeks ago earned a 46.4 rating, which is the club’s highest combined rating for a Monday night game since at least 2010. That number was also 85 percent higher than the average NFL game’s rating for Week 8 (25.1) in the teams’ home markets.”

Even a couple of the team’s afternoon games—specifically against the Pittsburgh Steelers and Dallas Cowboys—weren’t technically in primetime, but they still had a national audience on CBS.

It's been a constant opportunity for Chiefs' fans all over the country to show how engaged they are with this team and what they're trying to accomplish this season, and they've responded in kind.

The Chiefs have been in the top 5 in ratings in their home market in eight of the nine weeks this year, including three weeks as the No. 1 team.

"The business side of an NFL franchise is directly impacted by performance on the field. Almost a decade ago we put together a plan that focused on putting the right people in place, empowering them to innovate, investing in technology and stadium amenities, and adopting a strategic approach that capitalizes on winning games, and importantly, creating value for our fans," Donovan said. "And while we will always search and strive for new and improved ways to engage our fans and promote our brand, the ratings and business metrics we are seeing now is a great testament to our fans support and enormous effort by our team on and off the field."

"It's an exciting time to be a part of Chiefs Kingdom, looking forward to continuing this run."

(Team)

Record Watch: A Look at Some Historic Milestones the Chiefs Might Reach This Season

Matt McMullen
November 19, 2017
Chiefs.com

The Chiefs are on pace to break some team and individual records

The Kansas City Chiefs are in the midst of another strong season, leading the AFC West through the campaign's first 10 weeks, and it has them on the doorstep of some history.

In our first ever edition of Record Watch, let's take a look at a handful of team and individual franchise marks that the Chiefs are closing in on this season.

Team Records

The Chiefs have been lighting up the scoreboard this season

Kansas City has scored 253 points so far this season and is on pace for 449 on the year, which would rank as the fourth-most in franchise history and the most since 2004.

MOST POINTS, SEASON

- | | | |
|----|-----|-----------|
| 1. | 484 | 2003 |
| 2. | 483 | 2004 |
| 3. | 467 | 2002 |
| | 449 | 2017 Pace |
| 4. | 448 | 1966 |
| 5. | 430 | 2013 |

The Chiefs have gained 3,346 total yards on the season and are on pace to amass 5,948 yards by year's end. That would also rank as the fourth-most in team history, and the most since 2005.

MOST NET YARDS, SEASON

1. 6,695 2004
2. 6,192 2005
3. 6,000 2002
5,948 2017 Pace
4. 5,910 2003
5. 5,692 1994

A pass-catching tandem like Travis Kelce and Tyreek Hill doesn't come along too often

Both Kelce (629) and Hill (617) are on pace to record over 1,000 yards through the air this season. If they do so, it'll be just the fourth time in team history that multiple players tally over 1,000 yards receiving, and the first time since 2008.

MULTIPLE 1,000-YARD RECEIVERS, SAME SEASON

1. 2,594 (1,391-Derrick Alexander, 1,203-Tony Gonzalez) 2000
2. 2,344 (1,258-Tony Gonzalez, 1,086-Eddie Kennison) 2004
3. 2,080 (1,058-Tony Gonzalez, 1,022-Dwayne Bowe) 2008

Kelce is looking to become the first Chiefs player to record back-to-back 1,000-yard seasons since Dwayne Bowe did so in 2010 and 2011.

Individual Records

Alex Smith is putting together a historic season

Smith's 113.9 passer rating this season doesn't only lead the league, it's the best mark in team history. Only Len Dawson (101.9 in 1966) has ever finished an entire Chiefs season with a 100.0 or better passer rating (minimum 20 attempts).

HIGHEST PASSER RATING, SEASON (200 ATTEMPTS)

1. 113.9 Alex Smith 2017
2. 101.9 Len Dawson 1966

- | | | | |
|----|------|-------------|------|
| 3. | 98.8 | Len Dawson | 1968 |
| 4. | 98.4 | Len Dawson | 1962 |
| 5. | 98.0 | Damon Huard | 2006 |

Smith has posted a passer rating of at least 100.0 in seven games this season, tied for the second-best mark in a single season by any quarterback in franchise history. He needs four more 100.0-plus games to pass Steve DeBerg (10) for first place in franchise history.

He's tallied 27 such games since joining the Chiefs in 2013, tied for the second-most in team history. He needs four more 100.0-plus games to pass Len Dawson (30) for the franchise record.

Kareem Hunt is running into the record books

Hunt owns 800 rushing yards on the season, already the fifth-most in team history by a rookie. He needs 321 yards to pass Joe Delaney for the most rushing yards by a rookie in franchise history.

MOST RUSHING YARDS, ROOKIE, SEASON

- | | | | |
|----|-------|---------------|------|
| 1. | 1,121 | Joe Delaney | 1981 |
| 2. | 875 | Abner Haynes | 1960 |
| 3. | 866 | Robert Holmes | 1968 |
| 4. | 801 | Mike Garrett | 1966 |
| 5. | 800 | Kareem Hunt | 2017 |

Hunt has rushed for 100-plus yards in four games this season, one shy of matching Delaney for the franchise mark by a rookie.

Rookie Kicker Harrison Butker has been automatic

Butker joined the Chiefs prior to Week 4 and has been nearly perfect since, connecting on 19 field goals - the fourth-most field by a rookie kicker in franchise history.

MOST FIELD GOALS MADE, ROOKIE, SEASON

1.	25	Ryan Succop	2009
		Cairo Santos	2014
3.	21	Jan Stenerud	1967
4.	19	Harrison Butker	2017
5.	13	Jack Spikes	1960

Butker missed his first-career attempt way back in Week 4, but has hit all 19 of his kicks since, moving him just four shy of matching the franchise record for consecutive made field goals.

MOST CONSECUTIVE FIELD GOALS MADE

1.	22	Pete Stoyanovich	1997-98
		Ryan Succop	2011
3.	21	Nick Lowery	1990
		Nick Lowery	1991
5.	19	Harrison Butker	2017

Punter Dustin Colquitt is timeless and among the best to ever do it

Colquitt has been with the Chiefs since 2005, playing in 199 career contests. With just one more game, he'll become the fourth player in franchise history to ever hit the field 200-plus times. He needs to see action in five more games to pass punter Jerrel Wilson (203) for the third-most games played in franchise history.

MOST GAMES PLAYED, CAREER

1.	224	Will Shields	1993-06
2.	212	Nick Lowery	1980-93
3.	203	Jerrel Wilson	1963-70
4.	199	Dustin Colquitt	2005-17
5.	190	Tony Gonzalez	1997-08

Colquitt has made the most out of those appearances, drilling 1,004 career punts. That's just 14 shy of matching Wilson for the most in team history, and it currently ranks 22nd in NFL history.

He's been effective as ever, too. Colquitt owns the franchise record for punts inside the 20-yard line with 409, and he's one of just four players since 1976 with over 400 punts inside the 20. He needs 31 more such punts to pass Brad Maynard (439) for third place on the all-time list.

A couple of defensive players are closing in on some milestones

Linebacker Derrick Johnson, like Colquitt, has been with Kansas City since 2005. He's already the franchise's leading tackler (1,236), and with just two more starts, he'll pass Tim Grunhard (164) for the fourth-most starts in team history.

MOST GAMES STARTED, CAREER (SINCE 1968)

1.	223	Will Shields	1993-06
2.	174	Tony Gonzalez	1997-08
3.	171	Jack Rudnay	1970-82
4.	164	Tim Grunhard	1990-00
5.	163	Derrick Johnson	2005-17

Fellow linebacker Justin Houston is also getting closer to some history, as he sits just 6.0 sacks behind Art Still for the fourth-most in team history. Linebacker Tamba Hali, who saw his first action of the season in Week 9 against Dallas, ranks second on the list.

MOST SACKS, CAREER

1.	126.5	Derrick Thomas	1989-99
2.	89.5	Tamba Hali	2006-17
3.	85.5	Neil Smith	1988-96
4.	73.0	Art Still	1978-87
5.	67.5	Justin Houston	2011-17

(Team)

Chiefs Surprise Local Military Units with “Salute to Service” Hoodies

Matt McMullen
November 21, 2017
Chiefs.com

A handful of Chiefs interrupted a tour of Arrowhead Stadium to thank our men and women in uniform on Tuesday

The Kansas City Chiefs honored our Armed Forces in a unique way prior to the “Salute to Service” game last month, and it all came full circle on Tuesday afternoon at Arrowhead Stadium.

Soldiers from Fort Riley, as well as members of the Kansas and Missouri National Guard, were enjoying a stadium tour when Chiefs’ linebacker Frank Zombo, fullback Anthony Sherman, punter Dustin Colquitt and long snapper James Winchester surprised the troops in the locker room.

The players came prepared with the “Salute to Service” warmup hoodies that the Chiefs wore before playing the Denver Broncos on Oct. 30, each of which featured a patch representing a local military unit.

“Our equipment manager, Allen Wright, came to me and asked about the idea and I said the guys were going to love it,” Sherman said. “When he asked if I would come over here and present the sweatshirts, I said absolutely. There’s no better way for me to show my respect for the military than to be here today.”

It was a simple gesture, but one that came with immense perspective.

“The next people to wear these are heading out and defending what they love and defending us,” Colquitt said. “It makes me happy that they’re going to take these and cherish them. They make unbelievable sacrifices for us.”

It’s those sacrifices that make things like professional football a reality.

“It means everything,” Sherman said. “We wouldn’t be able to do what we do on Sundays if it wasn’t for the people that go out there and defend our freedom and give us the opportunity to do what we want to do.”

The thought of wearing specialized pregame attire was first put into action last season, when the Chiefs wore warmups featuring the names of Gold Star families and their fallen loved ones.

The idea evolved this season into honoring entire units among the different branches of the military, culminating in Tuesday's surprise.

The troops in attendance ranged from young adults preparing for basic training to individuals such as Staff Sgt. Abdiel Carambot, who reenlisted right there in the locker room for a fourth tour of duty in front of the players.

It made what was already a special moment for Carambot, a Chiefs fan, even sweeter.

"It was a great surprise," Carambot said. "I just thought it would be a tour of the stadium. We knew we were doing the reenlistment in the locker room, which is already meaningful, but then to see a few players here - that was top notch."

The Chiefs' tradition of honoring our Armed Forces is as ingrained in the franchise as football itself, illustrated by numerous base visits, scholarships for Gold Star families, the annual Pros vs. GI Joes event and over 50 years of supporting the Marine Corps' 'Toys for Tots' drive.

Tuesday's event was another example of that commitment, as the Chiefs had a chance to thank our men and women in uniform for what they do.

"The first thing that comes to your mind is, 'Thank you for your service,' but really, it's a sacrifice," Colquitt said. "They've made a commitment out of a love for our country, a love for our world and they want to make it a better place."

(Brett Veach)

Chiefs promote Brett Veach to be their GM

Blair Kerkoff

July 10, 2017

Kansas City Star

The Chiefs stayed in house for their next general manager.

Brett Veach, 39, was announced to his new position on Monday. He had spent the previous four seasons with the Chiefs, the last two as co-director of player personnel.

Veach replaces John Dorsey, who was fired last month by Chiefs chairman and CEO Clark Hunt.

Hunt called the search to find Dorsey's replacement "comprehensive."

"Brett has a sharp football mind, a tremendous work ethic and a keen eye for finding talent," Hunt said in a release announcing Veach's hiring. "Over the last four seasons he's played a critical role in building our football team."

The Chiefs will formally introduce Veach as the general manager in a July 24 news conference. The team starts training camp later that week in St. Joseph.

Veach, who will report directly to Hunt on all player personnel matters, enters his 11th NFL season. He broke in with the Philadelphia Eagles in 2007, serving as an assistant to then-head coach Andy Reid.

Veach had been offered the Eagles' job while working an administration job at the University of Delaware, his alma mater.

"I remember he came to me seeking advice on whether or not he should take the job," Jerry Oravitz, a co-worker and longtime mentor of Veach, told The Star. "I, of course, told him to take the job and start tomorrow, even though I am pretty sure tomorrow was a Sunday.

"Brett, being the loyal man he is, stayed with us for the next two weeks as he worked for the Eagles. He was so loyal to us."

Veach has been a quick riser in the NFL. He spent three years as Reid's assistant. In 2010, he became a pro and college scout with the Eagles and served his final two years there as the team's Southeast regional scout.

Among his finds as an Eagles' scout: wide receiver DeSean Jackson, who has appeared in three Pro Bowls in six NFL seasons.

When Reid was hired by the Chiefs in 2013, he brought along Veach, who spent his first two years in Kansas City as the pro and college personnel analyst.

In 2015, Veach was promoted to co-director of player personnel, a position he shared with Mike Borgonzi, who was formerly the assistant director of pro scouting.

Before his NFL career, Veach served as supervisor of intercollegiate athletic events at Delaware, where he was a four-year letterman as a wide receiver. One of his quarterbacks there was Matt Nagy, now a Chiefs co-offensive coordinator.

“My family and I would like to extend our gratitude to Clark and the Hunt family for this incredible opportunity,” Veach said in the release. “I am humbled and honored to serve as the general manager of the Kansas City Chiefs. Over the last four seasons I’ve had the privilege to work alongside Andy Reid, John Dorsey and a great group of coaches and personnel staff.

“Together, we built a strong foundation of players that have helped us sustain success on the field. I’m looking forward to continuing our progress as we head into 2017.”

The promotion resonated at Veach’s high school, Mount Carmel (Pa.), where he was a two-time all-state selection.

“I’m seriously thrilled for Brett,” said Veach’s high school coach, Whitey Williams. “I couldn’t be more pumped up for Brett. I mean this is unbelievable.

“To see a young man who has worked so hard achieve this. I mean, what can you say? It’s just so special for him and his family.”

Veach’s hiring comes three weeks after the Dorsey decision, described by the Chiefs as agreeing “to part ways” on the day the team announced a contract extension for Reid.

Dorsey was hired from Green Bay a week after the Chiefs hired Reid, and the two served together through three playoff seasons and a 43-21 regular-season record.

(Andy Reid)

Chiefs' Andy Reid voted Sporting News Coach of the Year for third time

Vinnie Iyer

Sporting News

January 25, 2017

Andy Reid is back on top of the NFL coaching heap for the first time in 14 seasons. Reid, in a close race over several strong contenders, was voted Sporting News Coach of the Year for his work with the Chiefs in 2016.

Reid is the sixth three-time winner of SN's award, which has been handed out since 1947. He joins Mike Smith, Joe Gibbs, Chuck Knox, Don Shula and Paul Brown. Reid also follows Knox (Rams, Seahawks) and Shula (Colts, Dolphins) in winning with multiple teams.

Although Kansas City had gone 31-17 in Reid's first three seasons, making the playoffs twice as a wild card, he got his team to take it up a notch in 2016 with a 12-4 record and its first AFC West division title since 2010. Reid won Coach of the Year in Philadelphia twice, but the last came in '02.

Jason Garrett (Cowboys), Jack Del Rio (Raiders) and Dan Quinn (Falcons) got several votes for leading turnaround playoff seasons. Bill Belichick came close to breaking his nine-year drought and becoming a three-time winner with the Patriots, but ultimately, Reid got the most respect from a panel of his peers.

There are few nicer guys in the NFL than Reid. Those who focus too much on him being "too conservative" discount how his steady style is the reason the Chiefs have quickly developed into a consistent winner under him.

Consider that Kansas City had strong competition from both Oakland and Denver in the West, and it swept both teams to take the division. Although the season ended in a home playoff loss to Pittsburgh in the divisional round, over the past two years, Reid's Chiefs have won 23 of their past 28 games.

The Chiefs had to deal with some key injuries on both sides of the ball, including Jamaal Charles, Jeremy Maclin, Justin Houston and Derrick Johnson. They had to lean on more younger players such as rookies Tyreek Hill and Chris Jones to improve on their 2015 record. Reid also had to do all that after seeing his offensive coordinator, Doug Pederson, leave to take the Eagles job he once had.

Kansas City was a Reid team through and through in '16, with stability and strong production from offense, defense and special teams. It's a compliment to put him in the same breath as Chiefs coaching great Marty Schottenheimer, not a detriment.

Although Garrett, Del Rio, Quinn and Belichick could boast great seasons, Reid had long deserved another one for his career resurgence in Kansas City. As he turns only 59 in March, Reid has plenty of time to deliver a few bigger wins for the Chiefs.

(Brad Childress and Matt Nagy)

Chiefs give promotions to assistant coaches Brad Childress, Matt Nagy

Terez Paylor

Kansas City Star

February 13, 2017

The Chiefs on Monday filled the final void on their coaching staff created by the offseason departure of assistant David Culley, who became the Buffalo Bills' quarterbacks coach.

Culley's duty as receivers coach was filled almost immediately by Greg Lewis, who played for Chiefs coach Andy Reid for several years in Philadelphia.

But Culley's other role in Kansas City for the last four years, assistant head coach, sat idle until Brad Childress was promoted Monday to the position, which is the highest on the staff other than head coach.

"With Coach Culley's departure to Buffalo, it opened up the position of Assistant Head Coach," Reid said in a statement. "Moving Coach Childress into that job was a natural fit. He has been in the National Football League for nearly two decades, he's been a head coach, and knows the various demands on and off the field."

Childress, like Culley, is a longtime Reid assistant. Childress joined the Chiefs' staff in 2013 as a spread-game analyst and special projects coach, but was elevated to co-offensive coordinator last season after the departure of Doug Pederson, who left to become the head coach in Philadelphia.

Childress shared the co-offensive coordinator role in 2016 with former quarterbacks coach Matt Nagy, who also was promoted Monday when Reid made him the team's sole offensive coordinator.

Though Reid called the plays last season, Childress and Nagy helped formulate each week's game plan, and Nagy was the only one who spoke to the quarterback through the headset.

"Coach Nagy did a tremendous job last year and grew in his role as the season progressed," Reid said. "He's a talented coach that I believe will continue to evolve as his responsibilities increase. I'm confident these changes will be beneficial to our coaching staff and our team."

The Chiefs went 12-4 and won the AFC West in 2016. They improved from 27th in total offense to 20th.

(Brett Veach)

Breaking Down Process That Led to Brett Veach Being Hired as GM

BJ Kissel

Posted Jul 25, 2017

Chiefs.com

Here's what led to the hiring of Veach

It didn't take long for those in attendance to see what Kansas City Chiefs' Chairman and CEO Clark Hunt had seen all throughout the interview process.

On Monday afternoon, Brett Veach, who had most-recently served as the Chiefs' Co-Director of Player Personnel, was introduced as the seventh general manager in franchise history.

The methodical approach that has made Veach a standout NFL personnel guy over the past decade had shown itself by him confidently, carefully, and genuinely answering every question during his introductory press conference.

It was the same approach Veach had taken to his first interview for the position with Hunt, which took place a few weeks ago in Dallas, Texas.

"It was about a four-hour interview," Veach explained. "It was long and there was only one break, but when I got back to Kansas City, I didn't hear anything for like six days, so I was like, 'Man, I probably screwed that up.'

"A week later, [Hunt] called me and had some follow up questions."

Following that call, which lasted about an hour, Veach said he and his wife, Allison, perked up every time the phone rang.

"It was funny because [Hunt] called a couple of other times before the actual call in which he offered the job," Veach explained. "When she knew he was calling, she was like, 'Is that the one?'

"I was like, 'No, not yet. Not yet.'"

For Hunt, who had known of Veach before this process as "somebody who loved football and loved watching tape, and somebody who'd had a big impact on our drafts the last couple of years," the process of ultimately landing on his in-house candidate wasn't without doing his due-diligence.

"We evaluated more than a dozen candidates and interviewed some outstanding personnel executives," Hunt explained. "After going through the process, it was clear that Veach was the right person for the job. I am confident that he will do an outstanding job of leading our personnel department. He has a sharp football mind, a tremendous work ethic, and a keen eye for finding talent."

Veach, who was going through the interview process for a general manager position for the first time in his career, also did his due-diligence in making sure he was prepared for whenever that time did come. He said he got some advice from an old co-worker and a guy who also recently went through a similar process.

“Actually, Chris Ballard,” Veach explained of who helped him prepare for his interview. “He reached out and we talked a while. He’s great. He sent me a bunch of information. It was funny because last summer, going into the 2016 season, I was in the office and Chris would always tell me, ‘Just work on your portfolio, Brett. You’re gonna get a shot, and you never know when it’s going to happen.’

“So, when this all went down, Chris called me and said, ‘Hey listen, I know you already worked on that portfolio, but here’s some more stuff, and when you get that opportunity, this will help when you meet in front of Mr. Hunt.’

“Chris was awesome.”

Veach said he was at his house in Lee’s Summit when Hunt called with the official offer.

After talking and sharing the news with his family, which includes his daughter, Ella, and twin sons, Elijah and Wylan, Veach’s next call was to his high school coach at Mount Carmel (PA)—Dave Williams, and then to the other co-director of player personnel with the Chiefs and one of his closest friends, Mike Borgonzi.

Within three hours of being announced as the Chiefs’ new general manager, Veach said he had heard from every scout in the Chiefs’ personnel department.

“They were excited,” Veach explained. “Again, we’ve worked together for four years and keeping this thing going was big for all of us. They were genuinely excited, and I’m equally as excited to continue to work with them.”

Veach first entered the NFL as a training camp intern with the Philadelphia Eagles in 2004, and would later serve as Andy Reid’s assistant from 2007-09, before moving permanently to the personnel side of things in 2010 as a Pro and College Scout. He was promoted to Southeast Regional Scout (2011-12) before joining the Chiefs as a Pro and College Analyst (2013-14).

“10 years ago, Andy Reid took a gamble on hiring a former intern as his assistant,” Veach explained. “Although we didn’t talk much the first few months working together, we quickly developed a strong relationship. I obviously learned a lot of football from him over the years, but as many of his current and former players will tell you, [Reid] teaches you more about life than the game of football.

“Much of the work he gave me back then (with the Eagles) was centered to the personnel side, so I grew a very deep passion for player evaluation and roster composition. And then obviously coming (to Kansas City) and my last four years here—really falling in love with the city, falling in love with the players here—this opportunity means everything to me.”

Despite the obvious connection and indebted past with Reid for Veach, there’s no hesitancy for Veach, who often spoke Monday of having strong opinions, in telling Reid if he disagrees with an assessment.

“If you know [Reid], he likes to surround himself with people who work hard and challenge him,” Veach explained. “I don’t think he’d have had respect for me if I was saying, ‘Yes, yes, yes,’ for 10 years. I think my ability to go in there and challenge him in different areas raised his game. And I think that he always understood that, when I came to him with an idea, with a solution to a problem, that it was well-thought out and well-researched. We have a great deal of trust and respect.”

“You get the best out of you when somebody is pushing you and challenging you,” Reid added. “I am going to tell you, I am not always right. That is not how I go into this at all. I listen and I try to surround myself with good people on the coaching side.

“Tell me what you think and let’s go. That is the only way we are going to get better.”

For a team that’s had four-straight winning seasons, three playoff appearances in four years and is defending an AFC West title in 2017—there’s every reason for Veach to feel like he’s in a position to succeed right now.

“We have a great coaching staff, a great locker room, and great players,” Veach explained. “When you are in this line of work and you are with these guys day in and day out, they are like family members. We understand each other, and they know me and what I bring to the table. I’m all about trust and respect. Nobody has all the answers to everything. There’s a lot of good information out there, and at the end of the day, you’re only as good as the people around you.

“There’s going to be challenges, and I’m going to make mistakes, but I’m going to learn along the way. One thing about me that you’ll get to know very quickly is that I’m not afraid to work, and I’ll do whatever we need to do to keep this thing headed in the right direction.

“I’m just extremely honored and humbled to represent the Chiefs.”

(Andy Reid)

Chiefs' Andy Reid wins top coach award in AFC West

ESPN Wire

January 18, 2017

ESPN

Kansas City Chiefs coach Andy Reid was voted AFC West coach of the year by the four reporters covering the division for ESPN.com.

Paul Gutierrez, Oakland Raiders reporter: Hey, Kool-Aid? Reid, who in his complete red getup and stalking manner resembles the drink's smiley-faced mascot, has been anything but refreshing for the rest of the division, or the league for that matter. All Reid has done since arriving in Kansas City in 2013 is average nearly 11 victories, including a 12-4 mark to win the division this season after sweeping the Raiders. In fact, the Chiefs have won 22 of their last 26 regular-season games dating to last season, some by the flukiest of circumstances. Think, Eric Berry's pick-two to beat the Falcons, or the Broncos trying and missing a 124-yard field goal (give or take 62 yards) in the Denver cold in overtime. Now, if Reid and the Chiefs can win a playoff game, the rest of the division will really drink the Kool-Aid.

Jeff Legwold, Denver Broncos reporter: Jack Del Rio has to get a long look given the Raiders made their first postseason trip since 2002. Del Rio gave the team an edge with some well-timed, go-for-it calls, and if not for an injury to quarterback Derek Carr, the Raiders would have made a far better showing in the wild-card game. But the pick here is the Chiefs' Reid, whose team scored eight touchdowns on defense and special teams. The Chiefs are expected to work a contract extension for Reid in the coming offseason -- he's in the fourth year of a five-year deal. The Chiefs won the AFC West for the first time since 2010, or the last season the Broncos didn't make the playoffs. Reid is 43-21 in his Chiefs tenure, and they've made the postseason in three of his four years.

Adam Teicher, Chiefs reporter: The Raiders had been building toward their 12-4 record this season for a lot of years, but they needed a coach who could change Oakland's losing culture. They found it in Del Rio. He set the tone in the opener in New Orleans. The Raiders, down by seven points late in the game, scored a touchdown, but rather than kick the extra point and play for overtime, Del Rio played to win. The Raiders scored on the two-point conversion. Oakland then went on to have its first winning season since 2002.

Eric Williams, San Diego Chargers reporter: Del Rio certainly deserves consideration, but I'm going with Reid. Kansas City has made the postseason three out of the four years during Reid's tenure. Further, the Chiefs swept the Raiders this season, winning the AFC West. The Chiefs are 16-8 in the AFC West during Reid's tenure, including a 6-0 record this year. Reid does a great job of limiting mistakes and had the Chiefs playing at a high level entering the playoffs.

(Matt Nagy)

The Six Conversations That Changed Matt Nagy's Life: The journey of the Chiefs' offensive coordinator

BJ Kissel

August 13, 2017

Chiefs.com

All Matt Nagy ever wanted was an opportunity to show what he could do at the highest level of football he could reach in that moment.

"I wasn't given the opportunity to play Division I football out of high school, and in my opinion, I felt I could," Matt explained. "I wasn't given an opportunity to play in the NFL out of college, and I felt I should have."

It wasn't easy for the current Kansas City Chiefs' offensive coordinator. The path to the NFL was never clear.

Undaunted, the journey to this point in his career wouldn't have happened for a lot of people in the same situation.

Nagy had the audacity to gamble-to take calculated and sometimes seemingly illogical risks inspired through advice he received from a diverse group of people: a college teammate, a gym owner, a residential builder, and a high school football father.

Nagy listened to the advice. It's why he's here in Kansas City, where he has spent the past four years helping veteran Alex Smith become the third-winningest quarterback in the NFL over that time, and why he will be an instrumental figure in shaping rookie quarterback Patrick Mahomes' future.

Once he got his chance, it took only seven NFL seasons for Matt-the 39-year old married father of four-to work his way up to an NFL coordinator position. His journey from the football-crazed area of Lancaster, Pennsylvania, to a chance tryout that landed him in the Arena Football League, and then to the highest level of football in the world hasn't necessarily been the fast track it seems.

Matt's story is one of a family man who risked everything by betting on himself in one of the biggest moments of his life, and how an unbridled passion for the game has been the root of his family coming together since he could first wrap his hands around a football.

To his family, football has always been more than a game.

Here are the six conversations that changed Matt Nagy's life, and defined the risks he took:

First Conversation

Chase the Dream or Remain Financially Stable?

It was late-February in 2010 when Matt and Stacey Nagy, who had been married for eight years and together since he was a "big-time" sophomore and she was a senior at Manheim Central High School in Pennsylvania, had a discussion that ultimately changed the trajectory of everything they had planned for their young and growing family.

Football had been Matt's life from the time he was a kid-growing up less than 15 miles from the house he and Stacey had settled in with their family, and he was faced with a decision of whether or not to continue chasing that dream.

Matt had a job in real estate, which was provided to him by a man Stacey still calls an "angel" to their family. Matt was paid well and could comfortably provide for them. They also had four kids under the age of six years old.

"Matt always had this idea of a big family," Stacey explained. "So, I thought after two boys, I can do one more, we'll have the girl and live happily ever after."

"We tried for a girl and got twin boys," Matt laughed.

"Twins do not run in either side of our family so it never crossed my mind in a million years," Stacey added. "So, when I found out, I thought, 'He always gets his way.'"

It had only been two years since Matt's Arena Football League career, which lasted six years, had ended, and the former college All-American was coaching high school football-cultivating his passion each fall.

Over the previous two summers, Matt had also been a coaching intern with the Philadelphia Eagles-an opportunity presented to him by an old college friend and teammate, Brett Veach, who would be a part of a couple of the key conversations in Matt's life.

The internship with the Eagles was a way to keep his name and face out there in case an opportunity presented itself.

And then, it did.

There was an opportunity to join the Eagles' staff as coach Reid's assistant-a job Veach had and was departing from for a role on their personnel staff.

It was an opportunity many wouldn't have thought twice about accepting.

For Matt, the job meant cutting his salary by two-thirds-a decision with implications that stretched far beyond himself.

"This was pulling at him," Stacey explained of this decision. "It was a huge risk, and I come from a family that doesn't take risks, so, I knew we were going out on our own with this. My family couldn't really back us, they were like, 'You have four kids and you're going to be an assistant and get paid what?'"

"They didn't understand that's where most people start."

For Matt, the decision meant chasing a dream.

For Stacey, the decision meant a lot more would be on her plate, as well as the "revolving door" of family members who were always around to help.

"You're talking about somebody's dream," Stacey added. "I saw how he was – he wasn't miserable by any means – but it wasn't a passion that he had to sell houses like he does with football.

"Now, he'll come home from working a 12-15-hour day, and if there's a game on or if there's film to watch, he's watching it. He just never really shuts it off, he loves football."

To this day, they still talk about the conversation which led to Matt accepting that first job with the Eagles.

"I had a pretty good salary at the time and it was a risk, but we said, 'You know what, let's go all in and let's do it,'" Matt recalled. "So, I told my boss-somebody who has a special place in my heart because of the way he took care of me and my family during that time, and we did it."

Stacey, who ran track and cross country in college just outside of Philadelphia at West Chester University, understood the competitive nature of Matt to continue chasing his dream, which became their family's dream as well.

"It's more than a game, it's always been a way of life for our family," Stacey explained. "There was just this sense of emptiness, and we knew the risks we were taking.

"It just felt right."

And years before that, the chance to play in the Arena Football League almost didn't happen.

Second conversation

"You remind me of Kurt Warner"

"I wanted nothing to do with it," Matt explained. "I was angry. I was done playing. I said I wasn't going to be that guy who hangs on. It's the NFL or nothing. I'll just move on with my life."

That was the tenor of the late 2001 conversation between Matt and his father, Bill Nagy.

For much of Matt's life, Bill lived at a distance, but it's the way in which Bill worked through it that helped shaped Matt's perception of family, and what they do for each other.

The conversation that day was surrounding a tryout for the Arena Football League's New York Dragons, which was setup by Matt's agent at the time.

Just a year earlier, Matt had finished up his collegiate career at Delaware by becoming an All-American as a senior-setting more than a dozen school records.

At that point, Matt's dream was to play in the NFL, and he was close a few times. He had a couple of tryouts, including one with the Green Bay Packers that took place on September 11, 2001.

It was a memorable trip, but not because it led to an opportunity to play in the NFL.

To this day, Matt remembers watching the television coverage of the terrorist attacks that claimed 2,996 lives in New York, Pennsylvania and Virginia that fateful day. He was in the locker room of the Packers' facility with Brett Favre, Doug Pederson and others, glued to the television, along with everyone else around the country.

Matt was forced to remain in Wisconsin for seven days after the tryout as flights were grounded, and all rental cars were gone.

It's a time he remembers like it was yesterday, but not for the reasons he was there in the first place. His next opportunity was in a place he didn't want to be.

Matt's father, Bill, was a prominent high school football coach in New Jersey, who coached the likes of current New York Jets head coach, Todd Bowles, among many others during his time at Elizabeth High School in New Jersey. Bowles was on their state championship team before moving on to play collegiately at Temple, and then making his way to the NFL.

Before he got into coaching, Bill was a pretty good player himself-earning All-American honors as a defensive tackle for Bloomsburg University. He also spent some time in the World Football League.

Now, he was trying to help his son understand the opportunity the AFL (Arena Football League) could provide.

The Nassau Coliseum in New York was the home of the Dragons, and that's where Matt would try out that day. It was just a short drive for Bill, who at the time was living in New Jersey.

Even as he was lacing up his shoes on the sideline before the tryout, Matt didn't want to participate.

"I was almost to the point where I was browbeating him because he didn't want to go out there," Bill recalled. "[Matt] went out there very reluctantly, but once he got out there, he just started lighting it up.

"I can remember the other [Dragons] players were actually yelling to (Dragons coach) John Gregory, 'Sign him! Sign him up!'

"I'll never forget that."

After the workout, Gregory, who had a successful past of developing quarterbacks in the AFL, pulled Matt off to the side.

"He said he was going to offer me a contract with the team," Matt recalled. "And then he told me, 'You really remind me a lot of Kurt Warner.'

"That was the one phrase that stuck with me," Matt noted. "That's all I needed to hear."

Warner had played for Gregory for three years with the Iowa Barnstormers before embarking on a 12-year NFL career that's led him to the Pro Football Hall of Fame.

Matt ultimately signed to play that next season with Gregory and the Dragons (2002), and would go on to spend time with the Carolina Cobras (2004), Georgia Force (2005-06), and Columbus Destroyers (2007-08) as well. He finished his six-year AFL career with 374 touchdowns and just 55 interceptions, and a quarterback rating of 115.1.

On two different occasions (2005, 2007), Matt helped lead his team to the Arena Bowl-the league's championship game. He was a natural leader-a natural athlete.

Growing up, he played every sport imaginable. Matt's first memory of sports was a swim meet, and he still has pictures of him racing BMX bikes as a kid. He also played tennis and was a bowler, along with playing basketball and baseball.

After his parents divorced, Matt, who was an only child, went with his mother and moved back to her hometown of Lancaster, Pennsylvania, which is two hours west of where his father was living in New Jersey.

"It was hard for her to have a job, and for me to come walking home on my own from school every day until she got back from work," Matt explained. "I didn't have brothers or sisters or a father figure to come home to. That was difficult, and I know that has probably always bothered her, but she did a great job of making that seem 'normal' for me. We had a great relationship growing up. She was always there for me.

"She got remarried, and she lives in Lebanon, Pennsylvania, now."

Despite the divorce, Matt's mother and father, who both remarried, had a great relationship, and still do to this day.

"A lot of my friends in high school thought they were still together because they were so friendly around each other," Matt explained. "They get along. If that had gone a different direction and my dad would've handled it differently, I could have turned out different.

"But he was always there for me. He's never wavered."

Despite having two kids-Luke and Jenna-with his new wife, Bill was always a central figure in Matt's life.

"I said to myself that there was a bit of a distance issue here, but no matter what happens, I'm not going to allow the distance to interfere with me being in Matt's life," Bill explained.

It wasn't always easy though.

Bill would drive the two hours to Lancaster almost every weekend-sometimes bringing Luke and Jenna with him, and it was often sports that brought them together.

It's a theme Matt had learned at a very young age-sports were often the root of it all.

"By the grace of God, Matt's mom – and to this day we've always been very good friends – she understood that because I did come all that way, she graciously allowed me to stay at her place and spend the weekend with Matt," Bill explained.

Bill recognized Matt's football talents at a very early age. He recalled a game he was watching with Matt's grandfather, Carl Ibach, when Matt was playing quarterback at just 11 or 12 years old, that always stuck with him.

"He took the snap and was rolling right, and the defensive end was knifing in on him," Bill recalled. "The defensive end lunged at him across his face and thought he was going to create a fumble, and Matt put the ball behind his back in counterclockwise motion to his right hand, and pitched it to the option guy. The back got the corner and ran.

"I looked at Carl, and Carl looked at me, and we just shook our heads like, 'This is unbelievable, man.'

"It was something you couldn't coach, and we knew right then that Matt was going to be something special."

Ibach, who was a key figure in Matt's life, passed away before Matt got to high school and took over as the starting quarterback at Manheim Central High School.

The Manheim community and football program are Pennsylvania's version of "Friday Night Lights."

It's the kind of community where the high school coaches visit the youth games on Sunday mornings to see what's coming through the pipeline. The youth coaches also teach many of the same schemes the kids will use at the high school level.

This is an environment where Matt thrived.

"He was a legendary player for us," Mike Williams, who recently stepped down after 34 years as head coach to be an assistant, said of his former quarterback. "Everybody said Matt was very un-coachable-that he's so intense that you just can't coach him. I realized if you tried to get on him, if he makes a mistake and you try to get on him, he's just going to go the opposite way.

"We coach our players hard. With Matt, it was just a little different. He was so intense."

The most memorable moment in Matt's high school career, which had just two losses-both of which came against the same team-Berwick, wasn't a good one.

As a junior in the state semifinals against Berwick, a game that took place at Hershey Park in Pennsylvania in front of more than 20,000 people, Manheim was trailing by a touchdown with just a few seconds left in regulation.

They had the ball at the four-yard line.

"I threw a slant route and didn't see the linebacker," Matt explained. "They picked it off. The crowd went nuts. The game was over, and I was absolutely devastated."

It's a moment that has driven Matt throughout his entire football career, and one he remembers vividly to this day.

"It motivated me," Matt mentioned. "It was a bad play, but I think in the end, if I could rewind back to my whole football career, that one play helped push me to the top in a lot of different areas."

The Manheim community, which eats, sleeps and breathes football, didn't chastise their young quarterback after the interception that ended the playoff game, but rather lifted him up.

"I got so many letters from parents and people around the community after that game telling me to keep my head up," Matt recalled. "That meant the world to me."

Third Conversation

Matt's Most Memorable Moment at Delaware

One guy who remembers watching that game against Berwick on television was Veach, who was recently named the Chiefs' new general manager after serving as co-director of player personnel since 2015.

Veach was a year younger than Matt and grew up about 60 miles from him in Mount Carmel.

"I was pulling for Matt and Manheim because I wanted to see Berwick lose," Veach recalled of watching those games during Matt's junior and senior seasons. "Those were state championship-caliber teams Matt was on at Manheim, but they could never get past Berwick.

"We never played against each other, Matt and I, but we were close enough that we knew of each other," Veach added.

Veach would join Matt at the University of Delaware.

Despite being courted by the University of New Hampshire, and their running backs coach at the time, Chip Kelly, Matt enjoyed the "family" atmosphere of Delaware.

At the time he went to Delaware, 11 of the 12 coaches on staff had played there, and Matt said it reminded him of his hometown.

Matt was recruited there by Gregg Perry, who was the offensive line coach and promised Matt, a pocket passer, that they'd tweak their offense to suit him. Delaware was known for running the Wing-T-a run-heavy system, particularly for the quarterback.

"Coach Williams did a great job training Matt," Perry, who was at Delaware when former NFL (and Chiefs) quarterback Rich Gannon played there, explained of recruiting Matt out of Manheim Central. "As a high school quarterback, Matt could recognize two-deep, three-deep, and what people were trying to do with their coverages. He did a nice job with their protections and getting to the right calls well before he got to Delaware."

Football, and everything with it, came naturally to Matt.

When asked of his favorite memory in college, Matt recalled a particular play against Villanova, which at the time was led by their star running back Brian Westbrook, who would later go on to play for the Eagles for eight years and make two Pro Bowls (2004, 2007).

After falling behind big in the first half by a score of 35-10, Matt recalled the play that got them back into the game.

It wasn't necessarily a conversation, but there was an unspoken language on the field that day that stands lucid in Matt's memory.

"I looked out to my right and [Veach] was lined up for a slant route," Matt recalled. "I looked out to him, and he looked in to me, and he just tapped his head and I tapped my head, to signal a go-ball, a fade. He ran a quick fade in the end zone and I put it up to him and he caught it for a touchdown, and that kind of catapulted us. It gave the momentum going forward.

"We ended up winning the game 59-42, but that memory of Brett and I, and where we have come from-that was special."

It's almost poetic, considering how far they've each come from those days and where they are right now.

It was the first of many moments that've connected the two-former central Pennsylvania prep standouts, who learned at an early age that football was a way of life where they're from.

"When you grow up in central Pennsylvania like we did, that's the pride and joy of that state," Veach explained. "When you're young, the only thing you want to do is go with your parents to a high school football game. I remember being as young as four or five years old and going to games with my dad, and that's all I ever wanted to do.

"Football is engrained in you from an early age. Whether it's a player, coach or personnel guy, it's basically who you are. It's in your blood, and it's going to be a part of your life.

"If you're around Matt for a few hours, you just know that the sport consumes him. It's who he is. It's part of his DNA."

Fourth conversation

Larry Wisdom - "I'll always be indebted to him"

There are only a few people in the world who could put together the connection between the current Director of Performance for the Baltimore Ravens, and a high school classmate of Chiefs' Assistant Head Coach Brad Childress' in Chicago.

But when telling Matt's story, the connection between these two men and the conversation they once had is paramount to Matt's journey.

In 2008, not long after finishing up his second season with the Columbus Destroyers of the AFL, where Matt threw for over 4,000 yards with 74 touchdowns and just eight interceptions that year, Matt learned the AFL was in financial trouble, and would be cancelling the 2009 season.

It was a huge problem.

Matt's salary is what had supported their family. Stacey had given up her teaching job at that time to stay home with the kids.

Everything changed.

So, Matt's whole focus went from hoping and working towards a shot in the NFL-to trying to figure out how to support his family.

Back in 2003, just a year after joining the AFL, Matt suffered a torn ACL and was out for the year. He was recovering and rehabbing at a local gym near his hometown, which was owned by a guy named Steve Saunders.

"That was really the beginning of Matt and I's relationship," Saunders, who remains close friends of the Nagy family to this day, explained of that time. "I was his strength trainer, therapist, and psychologist at times. I was trying to get Matt ready to play again."

Saunders knew of the troubles Matt and his family were facing when the AFL folded, and he also knew one of the other guys he trained-Larry Wisdom, was the president of a large construction company in the area, and he might be able to help them.

Steve wanted to set Matt and Larry up for a meeting.

"I wanted to do everything I could to help them," Saunders, who just last year was named the Director of Performance for the Baltimore Ravens, recalled. "I've got five kids myself, and I was a small business owner (at the time). I know when you have mouths to feed and you have this lean time, it's a stressful situation."

"I was in my mid-50s, so I wasn't exactly your NFL athlete, or retired athlete," Wisdom, who grew up in Chicago and was high school classmates at Marmion Academy with Childress, explained. "Steve came to me one day and mentioned Matt's name. He said, 'This is somebody you can mold into a future president of the company.'

"I felt like if I disappointed Steve by saying, 'No,' then the pain that would be caused [in training] afterwards would be terrible," Wisdom laughed. "Typically, the sessions were at 4:35 in the morning, and I was already feeling a good deal of pain."

Wisdom was the second-oldest of 10 kids in his family, and didn't have much growing up. He began working in the construction business as a laborer at the age of 19, and worked his way up to the Midwest Regional President of a multi-million-dollar company. He had moved to the Lancaster area in 2007, coming from Chicago, where his company was building 1,400 homes a year.

Much like Matt, Wisdom has had to work for everything he got in life.

Back then, it was a tough time to be in the real estate business, but Wisdom took the meeting with Matt anyways.

Matt had a real estate license-something he thought would be good to have in case he needed to supplement his income for his growing family.

Thanks to the introduction from Saunders, Matt and Larry met for dinner at Fenz restaurant in Lancaster.

"In terms of a first impression, I found him to be bright, earnest, genuine, and very authentic," Wisdom recalled of that meeting. "I found him to be at an interesting point in life. He had dreamed for a very long time to become an NFL quarterback, and he had come to a point that the chances of making that work at this point would have come at a great cost to his family."

For Matt, the issue was one of money-particularly going into a field that was heavily based on commission, which was a risk for a family with four kids under the age of six years old.

In order to do this, Matt needed a substantial base salary, and so, Wisdom asked what it'd take for him to feel comfortable.

Then, just like that, Wisdom gave it to him. He stepped up for them.

"It was a big decision because it's what was necessary to help Matt do this, and I was confident in myself that I would be able to help him," Wisdom explained. "I felt like the return would [be worth it]. I felt that the period of time from his first role in sales where he would be trained and developed - paying those hours - would be, unless I had misjudged the talent, returned in a 24-36-month period.

"It was a business decision based on his talent. It wasn't charity."

Within his first 45 days on the job after training, Matt confirmed what Wisdom saw in him by selling six homes. He was a natural, just as Saunders knew he would be when he asked Wisdom to take that initial meeting.

Matt, who no longer had to worry about how he was going to support his family, then began coaching high school football in the area. He was content, and it was because of Wisdom that the burden of how he was going to support them was lifted.

"You have three or four people in your life to which you're indebted," Matt explained. "Larry stepped into my life and took care of my family during the recession, during the time when I lost football.

"I was in a tough spot and he took care of us, I'll always be indebted to him."

Even though he was killing it as a realtor, football, and particularly, the NFL, were never too far away.

Soon, an opportunity would come calling.

Fifth Conversation

Veach and Nagy – "Out of Sight, Out of Mind"

The two high school sweethearts sat on the porch of what they once-thought to be their forever home in Pennsylvania for hours on this cool summer night in 2009.

Matt and Stacey were discussing all the pros and cons of what lie ahead.

A year earlier, through the recommendation of Veach, Andy Reid had offered Matt a position as a coaching intern for Eagles training camp. It was just after Matt's AFL season had ended, so the timing worked out. He could be there without any issue.

"At that time, I went there to see if I could open up some eyes throwing the ball or something," Matt explained of the first summer interning for the Eagles in 2008. "I went there with the mindset of a player."

"At that time, they had cut our numbers on how many players we could have, so having a camp quarterback was virtually impossible," Reid explained. "So, I said to Matt, 'Listen, come be an intern-coach. You can throw all of the drills.'

"He was also learning how to be a coach, too," Reid added. "That was important to him, and I'm going, 'This guy has really got a knack.'

"Veach was like his agent."

A year later, the same offer came-a coaching internship for training camp.

But the problem this time around is that it was right after the AFL had cancelled their season, and Wisdom had just brought Matt into his company a few months prior.

"I'm no longer playing six months of football, with six months off," Matt explained. "I'm working full-time at a new home construction company, and to ask your boss for three weeks off isn't going to go so well."

They had to think about how to best support their kids. There was plenty on the line.

"The big hurdle was disappointing [Wisdom] because we had taken on that job-that was supposed to be our future," Stacey added. "Then here we were talking about going back on our word."

Matt had told Wisdom that he was done with football, and Wisdom had invested time, resources, and money, into Matt's real estate career.

There was also no way of knowing how Wisdom would react for even asking the question of potentially taking the time off to go to camp, and more than that, this was just for an internship. There was no guarantee of a job at the end of this thing.

Then, there was a conversation with Veach that Matt recalls like it was yesterday.

"[Veach] told me, 'You never know where this can take you, and if you don't do it, out of sight, out of mind.'

"That always stuck with me," Matt recalled.

It was a decision for his football future-whether to continue to put his face out there with his hat in the ring-or pack it up and sell real estate and coach high school football for the rest of his life.

After hours of discussion on the porch that night-talking through everything-Matt and Stacey ultimately decided to ask Wisdom for the time off.

And for the second time in just a few months, Wisdom made a decision that would have a profound effect on the Nagy's journey. He granted Matt the time off, and Matt would have his job back after he returned home from training camp.

It turned out to be a pretty memorable camp for Matt, who made national headlines after an injury to Eagles' quarterback Kevin Kolb in a morning practice put the team in a tough spot.

It was just days before their final preseason game against the New England Patriots, and they were a quarterback short.

After grabbing lunch on campus just a few hours after Kolb went down, Matt returned to his dorm room and got a call from Veach, who said, "Coach [Reid] needs to see you. Hurry up. Get over here."

So, Matt quickly walked the three buildings over to the dorm where Reid was staying.

When he walked in the door, Reid, who had just finished a workout and was in a towel sitting on his sofa, proceeded to ask Matt if he had an agent, whether he was healthy, and how well he knew the playbook.

All of the answers were, 'Yes, and good,' and at that point, Matt sensed something big.

"[Reid] goes alright, 'Well, I'm going to sign you, and you're going to play in our preseason game against the Patriots,'" Matt smiled.

Amazing.

Within the course of just a few weeks, Matt went from debating the pros and cons of actually going to camp at all, and potentially risking his family's future financial means, to getting signed to an NFL contract-a dream he had for as long as he could remember.

"I was like a little kid in the candy store," Matt explained. "I was so excited. So, that whole night, I went and did my physical, I did all the blood work and all my tests."

The next day-Matt saw everything from a different angle.

"You sit on the outside of the table areas in the cafeteria for all the dinners. You sit on the outside for all the meetings," Matt said of coaches at training camp. "The next day now, I'm sitting on the inside at the cafeteria with the players. I'm sitting on the inside of the chairs with the players for meetings."

"It was just strange. I went out that next morning put cleats on for the first time in seven years. I was always playing on turf in the AFL."

Matt took reps at quarterback during the morning practice, and then as he was headed back out for the afternoon practice-walking out with running back Brian Westbrook, a rival from their college days-then-Eagles general manager Tom Heckert tapped Matt on the shoulder.

"Nags, the NFL nixed your contract," Matt recalled Heckert telling him. "You've got to go back and get the coaches shorts back on."

Just like that, it was over.

"It lasted not even 24 hours," Matt said. "I was back out that second practice in shorts as a coach, crushed, devastated. I just wanted one fourth quarter against the Patriots."

"I went on the biggest roller coaster of my entire life that day."

Matt was told part of the reason for nixing the contract had to do with the fact that the AFL wasn't completely folded yet, and the Eagles didn't want to get in a contract dispute considering Matt was still technically under contract with them.

"Now, there's a 'Nagy rule,'" Reid, who also explained the NFL didn't want a precedent being set of teams stashing players as coaches, laughed. "But that was it-right there, I knew he wanted to get into coaching, and he seemed wired the right way."

After camp had concluded, Matt went back to selling houses in Pennsylvania for Wisdom and waited for another opportunity-hoping the investment he made by taking off that time and the gamble he took would pay off.

Sixth Conversation

Veach gets promoted, Reid needs a replacement

After the 2009 season ended, Veach was promoted to the personnel side of the Eagles' organization as the Southeast Regional Scout, which meant Reid would be looking for Veach's replacement.

Before he made any decisions on the vacancy, Reid asked Veach for his thoughts.

"[Reid] just said, 'Oh by the way, now that you're moving over (to personnel), if you have any names for your old spot – I already have a list of guys – but if you have somebody that would be good, let me know'" Veach recalled.

Veach did have someone in mind, but he needed to make sure his old friend wasn't planning on selling houses for the rest of his life. It had only been a few months since he had been with them at camp.

"Before I finished dialing Matt, I already knew the answer," Veach said of calling to gauge Matt's interest in the position. "I know what he's about, I know how much football means to him."

Veach was right, and the position was Matt's if he wanted it.

He wasn't out of sight. He wasn't out of mind.

"Matt was selling a house the day I called him," Reid recalled.

When Matt saw the Philadelphia number calling, he knew what that meant. He got up from the kitchen table he was sitting at while going through closing papers for a couple purchasing a house, and he answered the call.

Reid offered Matt the position on a Tuesday, and after they spoke a little while, told him to talk it over with Stacey and get back to him.

After what Matt described as a "three-minute" conversation with her, he knew what he had to do next-call the man who picked his family up at a time they needed it most. The man who Stacey still calls "an angel" to their family.

Matt called Wisdom to explain what had been offered.

"I immediately realized that this call was a moment," Wisdom recalled of that conversation. "Matt was genuinely talking everything through with me, and when you think about that, that's not necessarily the world we live in today. I remember thinking that I wasn't happy to hear it, but I didn't tell him that. I just told him that he did the thing of integrity by picking up the phone and calling me."

"What I understood about this was that it was the chance of a lifetime for him, but he had no idea where this thing would lead."

Despite the huge deduction in salary between the two jobs, Matt and Stacey bet on the dream and he was in Philadelphia by Thursday.

"There were so many emotions because I wasn't looking to ever become an NFL coach," Matt explained of their decision. "Be at a high school for thirty years and ride off into the sunset-I was cool with it. When [Reid] called me that night and explained the position-there was a risk for us financially. I mean, it was a big time set back, but you've got to take one step back to take two steps forward."

Matt also saw this as the opportunity to prove something.

"I wasn't given the opportunity to play Division I football, and in my opinion, I felt I could," Matt added. "I wasn't given an opportunity to play in the NFL, and I felt I should have. I felt like a lot of that was lack of speed and lack of size. But with this deal with Coach Reid, when he offered that to me, I knew that the lack of speed and lack of size couldn't hold me back."

"I knew that with my heart, determination, loyalty and trust, that I could earn that from coach over time."

Matt did earn that trust from Reid, and it happened in just a short time.

Fast forward seven years and the former All-American quarterback has already worked his way to an offensive coordinator position-something that doesn't usually happen that quickly, and when talking to those close with him, Matt has earned everything he's getting.

"He's very much blue collar and he very much knows how to work for everything," Veach explained. "From Manheim Central to the University of Delaware and the AFL, truly nothing was ever given to him. Just like we do in scouting, you look for guys who are passionate, smart, and who love the game, and more so than anything, he's just a positive guy. That's a big deal because how you present yourself to your team, your peers, to your personnel staff, that's a big deal in this league.

"There's going to be more downs than ups in this business and a lot more struggles than successes. So, when you have a guy who is sharp, bright and articulate, but who also exudes positive energy, it's a really good combination, and I think it's what has made him so successful."

Two central Pennsylvania guys whose fathers were both prominent high school coaches, and who both ended up together at Delaware, and then again in the NFL, it's a story that doesn't happen often.

"We talk about it all the time," Veach explained. "We'll be at a game or in each other's office and we'll just talk about, 'Can you imagine however many years ago it was we were chucking it around at Delaware?'

"I just think we feel extremely grateful because we understand there are thousands of people who would instantly give up what they're doing to be in our positions," Veach added. "So, the fact that we're able to help each other – and listen, I had an opportunity to help Matt out back then, but he's been very helpful in my career, too.

"He's a smart offensive mind and, from a personnel standpoint, when I have a question about offensive schemes or quarterbacks, Matt has been a great resource for me, too."

The game has always come easily to Matt-even if many of the early opportunities didn't.

It's a trait and work ethic he's used to work with Alex Smith over the past four years-helping him set multiple franchise records, and it's also what he'll use to help develop Patrick Mahomes-one of the most intriguing young players in recent Chiefs' memory-for the future.

In the end, it's a life that's been destined for this course since his father first saw him spin that ball around his back to avoid a defender. It was a natural fit.

And while Matt has given everything he has to the game that now helps support his family, the truth is all of it has only been possible because of Stacey.

"She's been the one who has kept this whole thing together," Matt explained of his high school sweetheart, who held things down as he was always on the road. "She's been there from the start, and not a lot of people can say that."

A family that made decisions many wouldn't have made are now reaping the rewards of those gambles.

It's a journey that a few years ago brought them to Kansas City, where Bill has since moved to be closer to his grandkids, and where Matt's reunited with an old friend in Veach.

It's also where their family's passion for the game is understood by a fan base that shares a similar sentiment.

"It's a complete family atmosphere," Stacey explained of the Kansas City community.

"Everybody is so nice and warm and welcoming. I was shocked when we first moved here because everyone was still always wearing red-despite all the losses they had in the years before we got here.

"It just felt like everybody was joined to the same cause. It really felt like home pretty quickly."

"The fans, the people, the community here-it's real," Matt explained. "They're in it just like we are."

After all, it's always been more than just a game to their family.

(Brett Veach)

Chiefs GM Brett Veach Breaks Down Process of Establishing 53-Man Roster

BJ Kissel

September 1, 2017

Chiefs.com

This is what takes place behind the scenes

Over the past few days, the league has seen an aggressive approach from new Kansas City Chiefs' general manager Brett Veach, who has made two trades to acquire former high picks from the 2015 NFL Draft in linebacker Reggie Ragland, and offensive lineman Cam Erving.

Ragland was a second-round pick (No. 41 overall) of the Buffalo Bills out of Alabama, while Erving was a first-round pick (No. 19 overall) of the Cleveland Browns out of Florida State.

Both players have high upside and plenty of time left as things are currently structured to work with these coaches to develop and reach their potential.

Earlier this week, Veach sat down for an exclusive interview to break down how he and his staff evaluate players from other teams during the preseason, and the process the Chiefs will go through to establish their 53-man roster by Saturday afternoon.

"We break it up where certain scouts are required to watch certain divisions, and they tag players who have stood out," Veach explained of how he and his staff cover all of the other 31 NFL teams during the preseason. "As soon as preseason starts, we're attacking the tape on these other teams. You're doing the best you can to figure out where their strengths and weaknesses are, where they have depth, where they might be able to move from a position, and you try to find natural trading partners.

"So, from the time preseason starts, we're communicating with all teams. We're trying to keep an open-door policy in regards to where we are, where they are, exchange information, and try to be honest."

It's not a blind guess as far as who they speak with either—there are calculated reasons that all teams use to get information from one another—not just the Chiefs.

"We do a good job projecting rosters based on what teams have done in the past," Veach explained. "If a team has had the same coach and/or general manager for a number of years, you look at their historical trends. If they usually keep eight offensive linemen and have 11 who are really good, then you reach out to those teams.

"You don't ask specifically for players, but you ask what they're thinking and who may be available."

The scouts will also look at projected starters and key contributors, recent top draft picks, contract status' and so forth, so they put together a list of "bubble" guys for the other NFL teams who have flashed something in the preseason. Those players are tagged.

In this way, there's not a huge change for the scouts when it comes to having just one cut-down day—from 90 players straight down to 53—they still have their list of tagged guys, but there just may be a few more on it.

"At the end of this process, all the guys who are tagged will show up by position, and we may attack the positions we need first," Veach added. "But all the guys who stand out that are undrafted free agents, that are good players but because of depth may get cut, or guys who are talented players but because of their contracts get terminated, we're going to watch all those guys, but we may start with positions we need first."

Because he's relying on his staff to bring him the initial list of tagged players, there's a certain trust involved in this process from Veach, which means it's truly a team effort.

"I have the utmost respect and trust for our scouts, and I know they know our roster really well," Veach explained. "I've worked with most of these guys the last four years, and I think they know what's expected of them. They have their teams and divisions, they tag their guys and run with it. I'm able to monitor things on a day-to-day basis—guys who have flashed, and I watch the guys they recommend.

"(Chiefs' Director of Player Personnel) Mike Borgonzi does a great job overseeing that, and (Director of Pro Personnel) Tim Terry just got here and he knows the process because of where he came from, so both those guys have just done a really good job overseeing this whole thing."

Most of this work isn't about finding an immediate impact player, but it's about churning out the back end of the roster and making things as competitive as possible all the way through—finding young players they can project and develop.

"I think you always operate with the mindset of looking at your eighth or ninth offensive linemen, looking at your fifth or sixth defensive lineman," Veach explained. "Those will be the guys starting Weeks 9 and 10. We've got to make sure we're completely confident in those guys because it's not a matter of if, but when, they play. Injuries happen. It's a battle of attrition.

"You can't just be content with how good your starters are. We have to take pride in having the best backups in the NFL, and if you have the best backups in the NFL, you're going to win a lot of games."

Veach and the Chiefs will establish who those backups will be this weekend as NFL teams are required to be down to 53 players by Saturday afternoon at 3:00 p.m. CT. Veach explained what Friday morning is going to look like at the Chiefs' office for him and his staff.

"The first thing we'll do is watch and evaluate the tape," Veach explained. "We'll put our final grades in, and we'll meet with the coaching staff, and they'll put their final grades in. Then we'll take a step back and review the whole body of work. From there, we'll get with (head athletic trainer) Rick Burkholder and his staff about where we are in regards to health, what we need—some guys may be ready to play Week 1 and some guys may not. We've got to make sure we have the right depth at each position.

“Once we get the final grades and we get with Rick, then we get together as a staff and we project our final 53, and I’ll oversee that. Once we put our final 53 together, coach [Reid] will come in and he and I will talk about if there are some areas we can work with him on in regards to getting some different numbers in different positions.”

At the end of that process, Veach and the personnel staff will have to tell 37 guys that they won’t be making the Chiefs’ roster at this time.

Those meetings, which Veach has been a part of and held over the past few years, along with Borgonzi and Ryan Poles—the Chiefs’ Director of College Scouting, and Randy Ball—the Pro Scouting Assistant, among others, are never easy.

“I’ve done that the last four years,” Veach said of having to tell guys they didn’t make the team. “These guys invest everything they have, and so it’s always difficult because you know their level of sacrifice to play at this level. They deserve that respect and they deserve one-on-one time to be shown the big picture on why we had to make a tough decision.

“It’s also important to keep that relationship open.”

Before he has to make those decisions, Veach understands he’s in a good position right now with this roster, but won’t let that deter him from doing anything he can to upgrade any one part of it.

“I think we have competition at every position,” Veach explained. “I think we have good depth, but I don’t think a team is ever really satisfied with their depth. You’re going to need upgrades at some point everywhere, so I think we’re always looking to see if we can just get a little bit better. Even if it’s a small upgrade, it’s a win for us.

“If we can get better at the sixth defensive lineman, the ninth offensive lineman, the sixth wide out, we’re going to do that.”

(Laurent Duvernay-Tardif)

A Tale of Two Passions: The Life of Chiefs Guard Laurent Duvernay-Tardif

Pete Sweeney

June 2, 2017

Chiefs.com

Hip-hop music blares on a team charter plane as 52 very large grown men celebrate and dance without restraint.

After dropping five of their first six games to start the NFL season, the Kansas City Chiefs have won their second game in a row in dominating fashion—a 35-point victory in London, England, on United States national television.

A nine-hour flight to Kansas City provides the perfect excuse to let loose, and to only top their feeling of jubilation, it is officially the bye week. They won't be reporting to practice the next seven days.

Surrounded by upright, smiling, energetic players, one player stays seated, noticeably closed to this world of triumph.

It is the Canadian-born Laurent Duvernay-Tardif. He is wearing headphones and is engrossed in a textbook. His American teammates call him "Larry," a nickname much easier to pronounce than the French-based alternative.

"There's Larry, looking like hell on Earth," a teammate, Mitch Morse, laughed as he recalled the scene. "He is just miserable. He just played a game. He's out of fluids, and the guy is just reading this book about the same size as his head."

Morse is joking, of course, but the truth of the matter is that is Larry.

Having to study for the entirety of a nine-hour flight while his fellow teammates celebrate around him is part of the double-life he chose, one in which he continues to pursue a medical degree while simultaneously starting at right guard in the NFL.

Larry didn't sleep on the charter back to Kansas City, and after a 4:00 a.m. Monday morning team meeting, he drove back to the airport to catch a 6:00 a.m. flight.

He was headed back home to Montreal, Quebec, where in two days he would take a surgery exam as part of his medical degree requirements. While some of his teammates were off to a relaxing vacation, Larry would begin his bye week by studying for the next 48 hours straight.

There is nothing about Laurent Duvernay-Tardif that could be considered normal, and that is genuinely the way he likes it. Ask him why he puts himself through the rigor of medical school and the time demands of professional football, and a smile will come to his face.

He is a man with two passions, a man who would not feel complete without both occupations.

There are many players in the National Football League who consider themselves at home on the football field. Larry shares that quality, sure, but put him in a white coat in the middle of the emergency room, and he is just as at peace.

To an onlooker, it may seem odd. How could he possibly do both? How could he possibly be both?

It is not ordinary, but nothing about him is.

Today, Laurent Duvernay-Tardif stands at a towering 6 feet 5 and 321 pounds. One of the first things you notice about Larry, besides his overall height and thickness, is the size of his hands. A shake hello with Larry is kind of humbling in a way. This is a human startlingly bigger than most.

Larry grew up on the south shore of Montreal in a small town called Mont-Saint-Hilaire. According to a 2011 Census, the town has a population of a little less than 20,000 people.

When Larry was a child, he was always very curious. That is the one quality that stands out as his father, François, thinks about his son growing up. Although too young to be into that sort of thing, Larry loved taking on "projects," as François describes— any task he could complete.

Larry, who is now 25, grew up the oldest of three siblings—he has two younger sisters—on a vineyard. François originally entered the wine business when his father, Guy Tardif, opened the property after a prestigious career in Canadian politics.

François joked that Larry was perhaps the youngest sales prodigy in all of Canada.

"Laurent, he was able to sell wine at 8 years old and [give wine tastings] to the guests," François said. "He never tasted the wine, but he was good at describing the wine, and sometimes he gave very good tips, which helped sales."

In 1999, François and Larry's mother, Guylaine, decided to leave the vineyard for a year to take Larry and his two sisters on a sailing trip. With only the clothes on their back, the family bought a boat, rented out their home and travelled down to Florida and the Caribbean.

It was on the boat trip where François believes an 8-year-old Larry took a step ahead of his peers as far as self-reliance and belief in the fact that he could do anything.

"We started with a baby of 9 months and the other one at 3 years old (Larry's sisters), so my wife was almost all the time with the babies," François said. "I was sailing the boat with Laurent there most of the time, so he was able to read a map, interpret tide charts and use the radar."

François, Larry and the rest of the family had no major expenses. For a year, they fished for all their food and bought fruits and vegetables in markets off the coast.

The family returned to Mont-Saint-Hilaire in July of 2000.

In Mont-Saint-Hilaire, everything is oriented towards the sport of hockey, so the fact that the city produced a starting right guard in the National Football League is somewhat fascinating in itself.

Larry originally played hockey as a 200-pound defenseman during his early teenage years, but he never seriously committed to the sport as he grew heavier and heavier.

Larry began playing football in Mont-Saint-Hilaire at the age of 14. He said he quickly took to the game because of the balance between strategy and action.

"I think even now, it's still the same thing for me," Larry recently said. "When you're on the field, it's reaction, it's explosion, but at the same time you need to be able to analyze the front that the defense is presenting you and know what to expect. This requires a lot work and film study off the field. You need to be athletic. During your off time, or at night, during the meeting, you really need to be a smart guy to understand football and that's what I noticed about it when I was 14.

"When you watch film, when you watch your opponent, it's really strategic. It's like a chess match. That's what kind of got me into football and that's one of the reasons why I chose this sport over other sports."

Larry played football throughout high school, only breaking for another family sailing trip in 2008. This time around, he was 16 and remembers the trip vividly.

"We left from Montreal and we sailed down to Boston, New York, Delaware Bay, Chesapeake Bay, all the way down to Miami," Larry said. "Then we hit the Gulf Stream and went down to the Bahamas, Turks and Caicos for a year. That was amazing, a really great experience. I think that's one of the reasons why I'm so close to my sisters, my father and my mother."

On the boat, Larry's father taught him science and math, while his mother taught him social sciences and English. There were aspects of the trip that made it difficult, but Larry believes he couldn't replace the lessons it taught him.

"You get to meet a different culture and a different way of living," he said. "The whole speed of life is slower. You don't have a cell phone; you don't have the Internet. It's a great experience and it helped me both in football, but also especially in medicine, because it opened my mind to different cultures and [today] helps me understand and treat people from different backgrounds."

Upon returning in 2008, the Duvernay-Tardif family, now with no vineyard, decided to get into the baking business. Though they seem vastly different, the vineyard and baking businesses share the commonality of fermentation, so the transition was easier than one would expect.

"It's really close because they both work with yeast," Larry explained. "Fermentation in wine uses yeast and fermentation is also used in bread to make the dough. It was not that different and my dad was a specialist in that domain so he just started the bakery when we came back."

They called the bakery, "Le Pain dans les Voiles," which is French for "Bread in the Sails."

Over the years, Larry has actually worked for his parents inside the bakery.

"I like to sell my bread," he said with a laugh. "I just like to be behind the counter, to meet people, serve people. It's kind of a cool shift, when you go to work at like 3 in the morning, the whole city is quiet. You wake up, you go there, you start to make the dough, you start to bake the bread and then slowly customers start to arrive around 6 o'clock. It's just a nice rhythm."

After completing high school in Canada, students are required to attend the "CEGEP." CEGEP stands for "collège d'enseignement général et professionnel," a two-year school that serves as a buffer for Canadian citizens between high school and college.

Because he loved the game of football so much, Larry continued to play during CEGEP.

At the time, with a dream of medical school on the horizon, he figured his years playing in the CEGEP would be his last, as those around him felt there was no possible way he could do both.

"Everybody was telling me, 'You know what? Laurent, if you want to get into med school, you have to make a choice. You cannot do both at the same time,'" he said, "because both are very demanding."

Based upon his grades and background, Larry was accepted into the medical program at McGill University, one of the most prestigious schools in the country. Some have even nicknamed McGill the "Harvard of Canada."

While the school curriculum itself would be a challenge for Larry, what made things even more difficult was the fact that McGill is an English-speaking school, and he was not fluent at the time.

Considering those steep obstacles ahead, Larry quit the game of football in 2010.

"He decided not to play football and just go to school," Matthieu Quiviger, the O-line coach with the McGill program, said.

But before long, Larry began to have second thoughts. It only took him two Saturdays as a spectator before he realized he had made a grave mistake.

"I was regretting my decision," Larry said. "When you're a football player and you're not on the field on Saturday, it's hard. After two weeks I was just not able to deal with that, and I went to see the coach the Monday after the game and I was like, 'Coach, please give me a chance,' and he agreed. I told him I was a little reluctant because I was not speaking English, and because of med school and everything, and he kind of understood."

Larry joined the McGill Redmen as a defensive lineman for the remainder of the 2010 season, and he geared up for what he knew would be the most difficult year of his life. Now a medical student on the football team, time management would be critical, and he needed to get his English straight.

Sometimes you meet the most important people in your life when you are going through the toughest of times. When Larry could not speak English during that first year, the classes taught solely in the language were a struggle.

Rather than attending them in person, he would watch the classes on a streaming service in a restaurant across the street from his parents' bakery.

And in that restaurant, there was a girl—a pretty brunette named Florence. She was one of the waitresses and an art history student at the University of Quebec.

"His English wasn't on point," she said of the time. "Instead [of going to class], he would come into the restaurant with his French-English pocket dictionary."

Larry attended his first year of classes by Florence's side, and what began as a friendship eventually blossomed into a relationship. Six years later, they are still dating, and it is something that he believes to this day is critical to his success.

"I think it's essential actually," he said. "I don't think I would be here and still doing both if I did not have somebody to talk to and have somebody I can relate to that motivates me to accomplish what I'm trying to accomplish. Even though we are in two very different fields, we are both overachievers and we are striving for greatness. We both know that being at the top of our field is going to require travel and work and study in different places.

"Last year, Florence was working in Italy for one of the biggest art fairs in the world while I was back at McGill during the offseason. Of course, long-distance relationships are hard but I will always push her to try to achieve her goal and she is doing the same for me."

During Larry's past three years with the Chiefs, Florence has been able to visit him in Kansas City, attending Chiefs games at Arrowhead. While in Kansas City, she has also had an opportunity to take in some of the things that pique her own interests.

"I was pleasantly surprised to discover KC over the last two years," she said. "It is a very welcoming city. I'm a big fan of the Nelson-Atkins Museum of Art, the Kemper Museum of Contemporary Art and the Belger Arts Centre."

Florence said one of her fondest memories with Larry was at the Belger Arts Center. It was there he found out he made the final cut on the Chiefs 2014 roster.

But that may have never happened had she not helped Larry get through his first four years of college, where he had to balance both football and medical school at the same time.

"It was all about time management," Larry said. "That first year, I was kind of learning the process, learning how to study and be efficient. You get to know your habit, what time of the day you're able to perform better in your study, what time of the day you can perform better with your weightlifting and training. That was a bit of a transition for me, but afterwards, you start to get into a rhythm and of course, it's a lot of sacrifice."

In the winter of 2010 after Larry's first season, the McGill football team needed to make some personnel changes in order to fill out both sides of the line.

Hardly anyone realized it at the time, but this moment would be one of the most important in Larry's development and football career.

Quiviger, the team's O-line coach, had been a five-year starter at offensive tackle for McGill from 1990 to 1994. During that span, he earned all-conference honors twice in addition to capturing all-Canadian honors in 1992 and 1994.

"We were lacking some offensive linemen and some big bodies, so they transferred a couple different linemen that winter," Quiviger explained. "At that time, [Larry] had played some offensive line in high school before, but 99 percent of it, he played on the defensive line."

It didn't take long for Quiviger to realize Larry was special.

"It took five seconds," he laughed. "After one practice, I went to the head coach and said, 'If you retransfer that guy to the defensive line, I'm never talking to you again.'"

Quiviger was historically one of the best offensive linemen to ever play at McGill and is a member of its Hall of Fame. That is why his 2010 affirmation mattered more coming from him than it did from most.

"I could just see that he was better than me at everything," he said. "This kid was just faster, stronger, quicker. He understood faster. He had coordination. He had extremely good dexterity in his hips and ankles. Right away, I could see he was going to be very special."

So special, that Quiviger offered Larry something that meant more than anything to him.

"He had a defensive lineman's number. He was wearing 92," Quiviger said. "I said, 'Look. No one is wearing my old number, which is 66.' I said, 'Would you please wear it if you don't mind?'"

Larry wore the number 66 and played at the offensive tackle position for the remainder of his college career.

Throughout his time at medical school and a football player at McGill, Larry was among the best in both realms. At offensive tackle, he quickly became one of the best players on his team, all the while maintaining a perfect 4.0 grade point average in the classroom.

"As smart as you think he is, he's smarter than that," one of his mentors and the research director in the department of emergency medicine at McGill, Dr. J. Scott Delaney, said. "Going to medical school is like learning a lot of new information, but also learning a second language at the same time. Then to pick up as an offensive lineman and the different schemes he was using at the university, I'm sure it took every waking minute and hour that he had during the day."

In order for Larry to manage his obligations, it more or less did. During his first two seasons at McGill, he could attend every practice, but during his third season, which coincided with him beginning to do rotations in the hospital, that had to change.

"That's where it got a little more tricky," he said. "I was basically making sure that during the football season, I was getting rotations close to the stadium in sport medicine and specialties that were a little bit more flexible. I was able to go do my rotation during the day, come back for one or two practices a week, and then study and be there for games."

Sometimes, there were hours of sleep lost to the night.

"It happened multiple times where I was finishing my rotation in medicine and I was going to sleep in the locker room for a couple of hours and I was there still the next day for the morning practice," he said. "The guys were just kicking me in the locker room saying, 'Hey Laurent, come on for the meetings.'"

In 2013, Larry was practicing less and likely sleeping less than every player in the country, yet he still managed to win the J.P. Metras Trophy, the award given to the most outstanding offensive lineman in Canada.

This became Larry's light bulb moment. He knew he was good; that was obvious. But maybe, just maybe, he was NFL good.

"The thing in Canada is that you don't necessarily play against all the teams," he said. "You play mostly against teams in Quebec, which is our province, but you don't play against the teams in the west. So to get that award, I was like, 'OK, I'm not only good in Quebec, I'm also good across Canada,' and it kind of motivated me to train even harder and to approach the fourth year, my last year at McGill, like a challenge and an opportunity to prove myself to everybody and to put good film up there."

Larry called a close friend who he knew he could trust. His name was Sasha Ghavami, who was attending law school at the University of Montreal.

Ghavami received the call in Australia, where he was completing his final semester of law school in a study abroad program.

"[Larry] said, 'A lot of agents have contacted me, but I don't trust them,'" Ghavami explained. "'I trust you. I know you know the difference in football, and I know you always wanted to do this, and I feel that with your hunger and with what you want to do, you could help me get to the next level.' He said, 'Quite frankly, I don't know anything about pro football and I need help with this whole thing.'"

Ghavami changed his flight so that he could come home from Australia as quickly as he possibly could.

"He went to do the [agency] classes, and we signed a contract together," Larry said.

Weeks prior to this phone call and contract, Ghavami had already been researching his friend. The 2013 Canadian collegiate all-star game had a combine tied to it, and he had crunched the numbers.

"I compared [Larry's numbers] to some statistics that I had researched on combine numbers from draftees in the NFL, and he was competing with the top end of the prospects," he said. "I was like, 'Wow. Granted, he hasn't played in Division I football, but he's got all of the physical tools to get there.'"

Larry was projected to be the number one prospect in the 2014 CFL Draft.

Once Ghavami realized the NFL potential, Larry knew he had to alter his medical school program at McGill. There was no way he could train for the NFL Combine and study medicine at the same time.

"What I decided to do was to go see the dean of medicine and I told him, 'Sir, here's my plan. Here's what I want to do: I want to get drafted in the class of 2014. In order for that to happen, I need to potentially train in the states for a couple of months, do a pro day or a combine and have good results. And for that, I need four months off.'"

The dean accepted Larry's plan, and Ghavami connected with an American agent, Chad Speck, the president of the Allegiant Athletic Agency who also represents Chiefs safety Eric Berry. Ghavami was not NFL certified, whereas Speck was, so the two partnered up as a team to represent Larry.

Larry flew down to Tennessee and trained for four months, but he did not get an invite to the NFL Combine. This was a roadblock.

What do you do when you're a Canadian NFL prospect who missed an invite to the Scouting Combine?

For Ghavami and Larry, the answer was to host one of the first ever pro days in the history of Canada.

"It was kind of a gamble," Larry said. "To host that pro day was kind of my only chance to put both CFL scouts and NFL scouts in the same place, at the same time for me to perform my tests."

Nine NFL teams showed up to the pro day—the Bears, the Bills, the Cardinals, the Eagles, the 49ers, the Jets, the Packers, the Raiders and the Kansas City Chiefs.

"It was amazing. To be honest, I didn't know the impact of that until it took place," Ghavami, who organized the event near McGill, said. "You see these NFL personnel people come in one after another, and you're like, 'Wow, they're coming all the way here.'

"For them to come to us and say this was the best pro day they had ever been to, it's very good. So I was very happy about that."

Larry's numbers at the pro day were among the best of the 2014 draft class.

"Duvernay-Tardif was not at the combine," NFL media analyst Gil Brandt later wrote, "but those numbers were as good as any offensive lineman there, including Taylor Lewan."

"I did well," Larry said. "That gave me a lot of confidence throughout the process."

There is a bit of risk involved with drafting a Canadian prospect to the NFL, the first of which is as rudimentary as the rule differences.

For an offensive lineman in particular, the rules are vastly different. In Canadian football, there is an entire additional yard between the ball and the defensive line. This skews statistics and even film when evaluating for the NFL.

Combine that with the fact that Larry wanted to continue to pursue his medical degree, and no matter his pro-day numbers, this had to alarm some teams.

But not so much the Chiefs.

On January 18, 2014, Larry was one of only two players in the Canadian Interuniversity Sport (CIS) to be represented in the East-West Shrine Game held in St. Petersburg, Florida, and his performance there stood out in particular.

The Chiefs felt Larry had "enough of a chance" that they selected him with the 200th overall pick in the sixth round of the 2014 NFL Draft. Five days later, he was selected in the third round of the CFL Draft, his Canadian draft stock having slipped due to his selection in the NFL Draft.

But despite his selection to both leagues, Larry knew where he was headed. He never gave it a second thought.

"My goal was always the NFL because it's the biggest league," he said. "But at the same time, football is my passion, and wherever you get drafted, whatever rank, whatever round, as long as you get drafted to a team, then it's your job to go on the field and prove yourself. So I was not impressed and I was not scared about where I was going to come out, I just wanted to have a team and to be able to prove myself."

On day three of the 2014 NFL Draft, a former Kansas City Chiefs long snapper named J.P. Darche was not watching. He was at one of his sons' baseball games when he picked up his cell phone.

Coach Quiviger, his former teammate at McGill, was on other the line.

"Hey, you won't believe it," Quiviger said. "Larry got drafted to the Chiefs."

Darche grew up in the greater area of Montreal, attended medical school at McGill, played on the football team and was drafted to the CFL in 1999. In 2000, he moved onto the NFL with the Seattle Seahawks, where he would spend the next seven years, before moving onto the Chiefs in 2007.

When his career ended in Kansas City in 2008, he decided to raise his children there, later restarting med school at Kansas University in 2010.

Of the 32 possible locations, Larry, who Darche had met through Quiviger, was heading right for him.

"I guess it was meant to be," Darche later said.

Rather than coming to America with no guidance, Larry was drafted to Kansas City, where Darche took him under his wing in the summer of 2014.

"Shortly after he got here, I invited him over," Darche said. "I had him over to the house for a home-cooked meal, and we kind of got away from the whole football thing. It was cool because we're both French-speaking. We're kind of the same background."

Darche would serve as a mentor for Larry, something he needed especially in 2014, when everything was new and he did not play in a single game for the Chiefs.

For any player, that could be frustrating, but it was that year in which Larry said he learned "everything" about the NFL game.

"I think for me, coming from a small school football-wise in Canada and getting drafted in the NFL, that was a big step and there were a lot of things I had to learn," Larry said. "That first year, for me, was really, really critical. Even though I didn't get to play, I learned the whole playbook. I learned new rules ... You learn how to deal with a real bull rush from a 340-pound defensive lineman. There was really a learning curve for me."

Larry put that year to good use, and then parlayed his knowledge of the playbook with a strong offseason workout regimen.

"I really trained with the mindset that next year is my year," Larry said. "When I presented myself to training camp [in 2015], I was really focusing on that goal to be a starter."

The difference in Larry showed something to head coach Andy Reid, who named him just that to open the 2015 regular season.

"When I played my first snap in Houston in 2015, I was confident," he said. "I felt good about myself. But I realized there were a lot of things that I needed to work on and I was way far from being perfect, but I was feeling good about it."

After just three games, however, Larry was benched.

"I was not playing good football, especially against the Packers," he said. "I really took those three weeks to go back to the basics. Now I knew what it was like to play on the field—let's think about what I can do better. Why am I doing all those drills? And when you get some reps on the

field, you can relate it to practice ... I think during those three weeks I really went back to the fundamentals. After that, when I got my other chance, I was a more mature, more confident player."

Larry was reinserted back into the lineup at right guard four weeks later, and he would remain there the rest of the regular season.

The only game he could not play in after that was against the New England Patriots in the Divisional Round after suffering a concussion in the Wild Card Round against the Houston Texans.

"That's something that's difficult with football," he said. "You never know when your last snap is going to be. For me to play that last snap in the second quarter of the Texans game, it kind of left me hungry and I'm really looking forward to 2016."

Larry temporarily switched his focus back to medical school this past offseason.

When NFL players are encouraged to take a break from training right after the season, he began his internal medicine rotations, which can keep students on the medical floor up to 16 straight hours at a time.

He figured the beginning of the offseason was the perfect time for such a schedule because he didn't need to be in the gym as frequently.

His emergency rotations later on in the summer were only eight hours apiece, allowing him to follow the Chiefs training schedule during off hours.

Doing both is "not that hard," so he says. It is the switching of mentalities that is the most difficult.

"You go from really, really high emotional states, like when you're on the field winning, to the week after—you're waking up at 6 in the morning, you're on the floor at 6:45 and you're dealing with all kinds of different medical issues and personalities," he said.

That considered, he managed to seamlessly do both once again this offseason, as he arrived to training camp in St. Joseph the team's starter at right guard and did not miss a beat this preseason.

The precision that made Larry a 4.0 medical student has translated to his play.

No one really knows how far Larry will go in the game of professional football, as in each of his first two seasons, he has only continued to get better and better.

The thing is, though, that this phenomenon is not new. It is a trend that started at McGill and has only continued in Kansas City.

Reid has said a countless number of times that he will always play his team's best five offensive linemen, so when you multiply that across the 32-team league, that makes Larry one of the 160 best players at his position in the entire world.

Many try, but few are able to accomplish it.

"To have the opportunity to play pro sports at the highest level, which is the NFL, is something an incredibly small percentage of people get to do," his mentor, Dr. Delaney, said. "It's a little fraternity and club that he'll always have."

But to Delaney, that pales in comparison to what Larry will truly be remembered for—and that is, in his own words, "touching people and affecting them" in a positive way as a medical doctor.

"I hope [him being a doctor] is, in retrospect, more valuable than his NFL career," he said. "It may or may not be, but I think it will be because it probably will come to define him. He will be the doctor who played in the NFL. At some point, he will not be the NFL guy who is also learning to be a doctor. I see 30 years from now, obviously he'll always be a big guy right? So he'll get people's attention. But the NFL stories will fade a bit.

"Well, you know Dr. Duvernay-Tardif played in the NFL."

"[His patients] won't know him as that. They'll know him as a really good doctor and a really good teacher. Who they'll remember—someone will tell the story of when he played in the NFL—but they'll be more impressed with the person and the physician they're dealing with."

In 2016, Larry will play his third season in the league, and that will follow with four more months of medical school before he will officially be "Dr. Duvernay-Tardif."

And who knows?

Larry is already teasing the idea of putting "Duvernay-Tardif, MD." on the back of his game jersey for 2017.

(Kareem Hunt)

The making of Kareem Hunt, from his first Pee Wee game to the NFL's newest star

Sam Mellinger

September 15, 2017

KC Star

WILLOUGHBY, OHIO

Kareem Hunt's friends like to say they've never seen him without a smile, but it was more like fury the first time millions of Americans saw him. Actually, that's not the right word. His body went numb, his senses dulled. It was too much.

Panic does that to us. Even professional athletes, at least the ones who work their entire lives for a moment they literally just fumble away. Hunt is the Chiefs' starting running back, which means he will be defined not as much by what happens, but by what he does after. That might be the best and worst part of his chosen profession.

Life changes in an instant, and we never know when that moment will come, but here was Hunt's. Four months ago, the power was off at his apartment in Toledo when the Chiefs drafted him (more on this in a minute). Then, last Thursday night in Foxborough, Mass., his first carry resulted in the first lost fumble of his life (seriously, all the way back to Pee Wee ball).

The outcome of that evening's episode of the most-watched TV program in America would swing in part on his reaction.

"I didn't know if I should hug him or kick him," his mother, Stephanie Riggins, said.

Hunt spent part of the previous night texting with his old high school coach, who was trying to calm his nerves ... but the nerves won. The natural instinct of teammates is to console. The natural instinct of the fumbler is to seek privacy, silence, but there is no such thing in the chaos of the NFL.

So after watching his rookie running back cough up the ball, Chiefs coach Andy Reid kept his words simple: *Get ready, the first play of the next series is yours.*

"Now, he was fuming when I said that," Reid said, "so I don't know what he heard or didn't hear. But I said it."

Thousands of men have played in the NFL, most with a first game they cherish. None have done what Hunt did, and it has nothing to do with that fumble and everything to do with what he did after: 148 yards rushing, 98 more receiving, and three touchdowns against the Patriots in one of the best Chiefs wins in decades.

So now, here is Hunt, dealing with a completely different challenge than coming back from a fumble. The new challenge, and the one that will consume him and define him, is dealing with success.

“Honestly, yeah,” he said. “I’ve had success before, but not like this, not on this stage.”

One game in, Hunt is a national curiosity in America’s greatest obsession. Ninety-eight years of the NFL and nobody ever did what he did in a debut — a record 246 yards from scrimmage and three touchdowns in a win over the reigning champs.

Hunt spent part of this week playing Madden online with his old roommate. He spent other moments looking at one of his touchdowns on the cover of Sports Illustrated, his face on all the shows, and of course a few minutes watching himself on YouTube a week after only hardcore fans and fantasy-football nerds knew his name.

From here, this story figures to go one of two ways: either the creation of a star, or the answer to a trivia question that will grow more obscure with time.

Clues to what might happen next are back in Northeast Ohio.

Two games in and Kareem Hunt still hadn’t been tackled. Clarence, five years older, goes all the way back to the beginning when asked when he knew his little brother was special. Kareem was 7 then, playing football for the first time. Kids mature at different speeds, but this was ridiculous.

Handoff, touchdown. Handoff, touchdown. Every time, for two straight Saturdays. Then came the third game.

“He got tackled,” Clarence said. “Then he cried.”

Kareem looked toward the sideline, to his mom, those tears in his eyes, and he probably wanted sympathy.

“I said, ‘Get back in,’” Riggins recalled. “‘Do you want to play football, or do you want to go home?’”

A few games later, Mom said, Kareem scored 10 touchdowns with around a thousand yards rushing against a team that included Mitch Trubisky — this year’s No. 2 overall draft pick by the Bears.

Kareem’s father’s full name is Kareem Abdul-Jabbar Hunt and, no, this is not a joke. That’s what it says on the birth certificate. The older Hunt was a damn good basketball player, too. A high school star.

The son’s full name is Kareem A.J. Hunt — “that’s as far as I’d go with it,” Stephanie says, laughing — and he did pick up some of that athleticism, too.

Willoughby is a suburb of Cleveland, a 20-mile drive east from downtown on a stretch of I-90 between Lake Erie and a line of warehouses. Kareem’s football obsession, though, wasn’t the Browns. It was Barry Sanders. The poster still hangs on a wall in his room, in the house he grew up in with Clarence and Stephanie.

Kareem started telling people he would play in the NFL shortly after that game against Trubisky's team, and Stephanie had to balance encouraging a passion and preparing him for reality. If she had it her way, Kareem never would've played football. He was a terrific baseball player as a kid — shortstop and pitcher — and of course a mother would prefer the sport with less contact.

But she did smile when he said, long before his voice dropped, that he would use football to help her retire. *You won't work after I make it*, he'd say, and what's a mother to do when she hears that? Kareem was insistent, and consistent, and once he started skipping outings with his friends for football workouts in the summer, she stopped even bringing it up.

Willoughby lies in the middle of the snowbelt, and later his college teammates would joke that playing through the cold is Kareem's superpower. But he hated those snow days. Too much snow for school meant too much snow for practice.

"I'm telling you," said Deltrin Kimbro, Kareem's stepfather, "you thought the world ended for Kareem when he couldn't practice."

So this is not a story of a prodigy with otherworldly gifts. Kareem always had talent, and always loved football, but in this part of the country a lot of talented kids love football. Some of them are bigger (Kareem is now 5 feet 10 and 210 pounds), or faster (he ran a 4.66-second 40-yard dash at the NFL's scouting combine, though the Chiefs had him at 4.58), or both.

Kareem had to make his way in the margins, more because of his work than his gifts.

"I remember telling reporters here this guy will play on Sundays," Willoughby South High coach Matt Duffy said. "I said he may not get recruited by Ohio State, but he'll play on Sundays."

Kareem was a high school star from the beginning. He broke in as a linebacker, but when the starting tailback couldn't play a stretch of three games, Kareem took the handoffs and the offense didn't drop off a lick.

He scored 83 touchdowns between his junior and senior seasons, many of them on what his high school coach calls "circus runs," but the big offers never came.

Ohio State signed Ezekiel Elliott, a top recruit and now a star with the Cowboys. Michigan signed Derrick Green, Rivals' No. 1 ranked back in the country. Kareem was a three-star recruit, nowhere on the national lists. He signed with Toledo.

"We whiffed on him," an assistant at Ohio State would later tell Duffy. "You got any more like that?"

"Nope," Duffy replied. "That one's different."

During a scrimmage before his freshman year of college at Toledo, Kareem Hunt took a handoff near the goal line. The hole opened in front of him, but a safety was on the other side and squared his pads directly into Hunt. This should've been a stop, and would've been a stop, except Hunt lowered his pads, too.

The safety fell back into the end zone. Broke his collarbone.

"That doesn't usually happen," Toledo coach Jason Candle said.

Toledo was always going to be the place Hunt made it, or didn't. The place he'd use to get to the NFL, or the place that chewed him up. He rode both sides of that at different times.

Toledo's starter got hurt midway through Hunt's freshman season, which meant one more chance earlier than expected, and he shined: 127 yards and a touchdown in his first game as a primary ballcarrier, then 114 and a score, then 168 and two scores, and 186 and another score. On and on it went.

His sophomore season was even better — 1,631 yards rushing, and 8 yards per carry — and he talked with friends about going pro the next year. But that's when the bad came.

His junior season began with a suspension for a violation of team rules that his coach calls "not at all malicious," and his mother calls "a very bad decision." Then came injuries. His ankle. Hamstring. Maybe a groin. He was better later in the season, and still made second-team all-Mid-American Conference, but he wasn't the same, and everyone knew it.

"I'm sure he was down," said Terry Swanson, a Toledo running back and teammate for three years. "I mean, he had to be. But you could ask anybody in the locker room. We never saw it. He never showed it."

Hunt still wanted to leave early for the draft, but the NFL's evaluation came back unimpressed. Stephanie talked him out of it.

"Maybe this isn't the right time," she remembers telling him. "I think he really wanted to leave."

Hunt was a star last fall at Toledo, but that's only part of the point. He rushed for 1,475 yards, led the nation in missed tackles, caught 41 passes and dropped none while playing with a cast on a broken wrist. He became a darling of the growing industry around the NFL Draft. But, notably, he was the same guy.

His work never changed. His habits didn't waver. When teammates made fun of his hair, or his ashy knees, he laughed as hard as he did the day after rushing for 200 yards against Western Michigan.

Hunt did enough to know he'd be drafted, even if he didn't know where or when. Detroit is an hour from Toledo, and story after story came out linking Hunt to the Lions. The Chiefs may have thought the same thing, because they traded ahead of the Lions in the third round to select him.

Hunt watched the draft at home, with Stephanie and friends and family. That's where he'd have been anyway, of course, but his roommates also scattered to watch the biggest night of his life for a more pragmatic reason: The power company turned their lights off.

"Oh my God, that is so true," Hunt said this week. "I can't believe (Swanson) told you that. I'm dying."

To review: The day Hunt was selected into the NFL, a spot that would eventually be worth a \$3.3 million contract, he was so behind on bills that he had no lights.

"It was a rough time for us," Swanson said. "And yeah, after that, he helped us."

Now that Hunt has had the best debut for a running back in the history of his new league, the questions are about what he does from here. The NFL is an obsessive place, where the tiniest

details are blown out of proportion, each week a literal referendum on a player's worth and commitment.

And so the first thing Hunt's new teammates and coaches will watch for is change. Changes in his habits. In his focus. In his recall in the classroom, or effort during practice.

"He's going to work hard because that's how he's been since he got here," Reid said. "The way we practice, everybody in the world would know if you're cruising, and nobody would let you do that."

There is no way Hunt could've kept this week normal. Not in a real sense. There's too much going on. Too many phone calls, too many texts, too many shows with his highlights.

But he's tried to do the same things. Still talks to his mom every day, more than once and never about football. They talk about how he's feeling, what she's cooking. Mother-son stuff.

He still plays in an online Madden video-game league with friends and old teammates, and sure, let's answer the question you're asking: Hunt plays with the Chiefs, though everyone drafted new players, and he drafted himself ... but not before taking a quarterback.

So if you want someone equipped to deal with sudden and intense and immediate success, this is a man who appears ready. He's had to work his entire life at this, harder than many of the men who are now peers, and has spent his first week as a new star practicing the same way and acting the same way as when he was just trying to make the team.

Here are a couple more stories, too, picked up back in northeast Ohio. Did you know Hunt earned a 3.8 GPA during his senior season at Toledo, and again made the dean's list in the spring while prepping for the draft? This is no small thing.

Hunt was diagnosed with a learning disability in high school. Classwork has never come easy. He's had to work at it, just like football. He's the first person in his family to graduate from college, which is part of why his stepfather is now going back to school, dedicated enough that he watched Kareem's first game on TV rather than miss class for the trip.

Hunt's stepdad missed a moment there, too. Stephanie told him about it later. After the game, after touchdown after touchdown after touchdown, Kareem opened the locker-room doors and hugged his mother and looked her in the eyes and spoke the first words she'd heard him say since his just-completed breakout night.

Here, you can decide if this is a man who is about to be happy with one good game.

"I can't believe I fumbled," he said.

(James Winchester)

James Winchester Proves He's Not an Ordinary Long Snapper

Matt McMullen

September 21, 2017

Chiefs.com

Winchester forced a fumble in Kansas City's win over Philadelphia

It's not easy being a long snapper in the National Football League.

The game often rests – literally – in their hands, whether it be initiating a game-winning field goal or a critical punt late in the game. They're expected to make precise snaps, to block and, on punts, to cover downfield.

Though as much as they impact the game, their names rarely show up in the box score.

Chiefs' long snapper James Winchester did something about that in last Sunday's win over the Philadelphia Eagles.

With the Chiefs punting in the closing seconds of the first half, Winchester snapped, blocked and catapulted downfield. He shed a blocker before squaring up Eagles' return man Darren Sproles and, as the two made contact, the ball popped loose.

Chiefs' fullback Anthony Sherman fell on it, setting up a field goal to give Kansas City the lead right before halftime.

It was the first forced fumble of Winchester's career.

"To get a tackle and a forced fumble - that was pretty special," Winchester said. "I was really excited and had some adrenaline pumping, but I had to calm it down because we were in the red zone and I'd probably have to snap an extra point or field goal pretty soon."

It was Winchester's hustle that made the play.

"I try to be an athlete on every play and run down," Winchester said. "You just have to give it everything you've got and give 100 percent effort on each play. When you go hard, sometimes you make plays because you're there."

The elusive Sproles, a Pro Bowler in each of the past three seasons, had already made four would-be tacklers miss before running into Winchester.

"Sproles is an excellent returner, he doesn't make a lot of mistakes," said Special Teams Coordinator Dave Toub. "He broke four tackles and then James was in great position. He squared him up and got either his head or shoulder on the football and knocked it out. It was a huge play in that game to change momentum and get the turnover."

The play marked Sproles' first lost fumble on a return since 2013, and just the second forced fumble caused by a long snapper in the past four seasons.

As remarkable as that is, Winchester isn't an ordinary long snapper.

"On punt coverage, I'd say he's in the top three in the league," Toub said. "He can fly. He was a wide receiver in college – he runs like a 4.55 (40-yard dash). For a long snapper, that's rare, to have a guy that big, 240 pounds, that can run that fast. He actually beat a blocker on that play before he made the tackle."

Winchester was a backup wide receiver at the University of Oklahoma in addition to serving as long snapper for the Sooners. Coincidentally enough, he was signed by the Eagles out of college as an undrafted free agent before joining the Chiefs prior to the 2015 season.

He made his first entry into the stat sheet last season with a fumble recovery in Week 12, and can now add a forced fumble to the list.

Impressive as the play was, Winchester's teammates weren't surprised.

"You always have to give it to the snapper, he does everything upside down, which is funny in itself, but it was a great play by him and he's a great athlete, so I'm not surprised," said Chiefs' punter Dustin Colquitt. "He's done it a lot in practice and people are going to start covering him, no doubt."

The significance of the play took a while to set in for Winchester, who didn't reflect on the moment until after the Chiefs had won.

"I honestly didn't really think about it until after the game, but then I was like, 'Man, that was Darren Sproles,'" Winchester said. "That guy doesn't make many mistakes, so to make a play on him, it's special to me for sure."

"Any way I can help the team win, that's what I'm here for."

(Dustin Colquitt)

Chiefs Punter Dustin Colquitt Closing in on Historic Milestone

BJ Kissel

September 22, 2017

Chiefs.com

He's among the best to ever do it

It's a skill and play that probably doesn't get enough credit, but it definitely helps win games, and the Kansas City Chiefs have one of the best to ever do it.

If Dustin Colquitt places four more punts inside an opponents' 20-yard line, he'll move into fourth place on the NFL's all-time list and have 400 for his career. He's currently ranked fifth with 396.

Colquitt, who was drafted by the Chiefs in the third round (No. 99) out of Tennessee in 2005, ranks fourth in franchise history with 191 games played.

If he's able to hit the 400-milestone, it's going to mean something to Colquitt, who spoke about it Thursday afternoon.

"It's been special that it's all come from the same place, same club, and a lot of them at Arrowhead," he explained. "It goes to show you that we've had a lot of great gunners that are downing balls, guys that are protecting and running down and getting guys inside the 20."

"It's almost like we just assume it's going to happen, and that's a good thing," Chiefs' special team's coordinator Dave Toub added. "It's hard enough to just take a ball and throw it and try to keep it in bounds. But he's doing it with his foot.

"He does it just like how a quarterback would drop it in there with his foot. It's amazing."

There are a handful of ways a punter can affect a game, and outside of bombing one from deep in your own territory to flip field position, another way is backing up an opposing offense near the goal line.

It's an area Colquitt obviously has mastered, and he explained that it was his father, Craig, who won two Super Bowl rings with the Pittsburgh Steelers during a seven-year NFL career, that first got him thinking about how this could have a huge effect on a game.

"It closes the offense's playbook," Colquitt recalls his dad telling him. "And once the rugby punt came in with Darren Bennett, Mike Scifres, and then Shane Lechler, it basically killed the rule of a return guy sitting on the 10-yard-line and not going back because now you have balls that are hitting at the seven and stopping inside the goal line."

The "rugby" punt is an end-over-end kick that looks like the punter is kicking the pointed end of the football, and it makes it easier for the ball to stop once it hits the ground, or at least not kick into the end zone like a traditional kick that spirals and turns over.

The difference is an offensive drive starting at the 7-yard line instead of the 20.

Consequently, it's tough for an offense to feel comfortable about their play calls when the quarterbacks' drop has him standing in the end zone on a passing play. The ability to back up offenses affects drives, and ultimately, can change games.

"I started doing it—or practicing—in 2007 and 2008, and didn't do it in a game until halfway through the '08 season," Colquitt explained. "I wanted to get it right before I put it up."

Colquitt said it was actually Scifres, who played 13 years with the Chargers and was one of the first to use this "rugby" style, who helped Colquitt know when he was ready to use this weapon that's come to define much of his career.

"He was very honest with me during pre-game's," Colquitt explained of Scifres and the two times they'd play the Chargers each year. "He would say it's not ready yet, and I appreciated it. I wanted that. He was really good at it, so I was like, 'OK, I'm putting it up.'"

With the potential of Colquitt achieving that milestone this Sunday against the Chargers, he said he has a few keepsakes in his home, including a pair of the cleats former Chiefs' center Casey Wiegmann wore during his 11,000-plus consecutive-snaps streak, but that he'll hopefully add another one soon—No. 400.

"This will be a cool deal," he said. "I'll definitely keep it."

(James Winchester)

Chiefs' James Winchester turned to faith to find forgiveness after father's murder

Vahe Gregorian

September 22, 2017

KC Star

Distraught as he was upon learning his father had been murdered last November at Will Rogers World Airport in Oklahoma City, Chiefs long snapper James Winchester had instant clarity about one thing in the anguished fog of the drive home with his wife, Emily.

No matter what, he immediately told coach Andy Reid and special teams coordinator Dave Toub, he would be back at work days later to play for the Chiefs against Tampa Bay.

It was what his dad would do and want, after all.

And James always wanted to live up to those standards: from following in his path to play football at the University of Oklahoma to dedicating his life to Christianity to knowing you are only part of something much bigger than you.

“He used to always teach us when you have a responsibility and someone depends on you, you come through no matter what,” James Winchester said Wednesday as the Chiefs prepared to visit the Los Angeles Chargers on Sunday. “That’s just part of working hard and doing your job. He never really believed in calling in sick, calling in when it’s too cold or whatever, making up this and that.

“He was going to be there, 3 o’clock in the morning, every morning, rain, snow, whatever. So for me, it was like, ‘I’m not going to let my team down. They have a job to do.’ And I also felt like Dad would kick me in the tail if I didn’t play.”

Something else became clear to Winchester that week, too, as he sought to summon what his father in word and deed most strived to teach.

In the process he found ... forgiveness.

That’s something Winchester thinks about even as he relives the torment every day of the shooting of his father, a beloved Southwest Airlines supervisor, by disgruntled former Southwest employee Lloyd Buie, who then killed himself.

There are no words to describe the piercing loss Winchester felt on the worst day of his life.

But this is how he and his family have tried to make sense of the senseless and reconciled to move forward.

“I don’t hold anything against that man,” he said. “Obviously, you’re angry about it, but angry’s not going to get you anywhere in life. That’s not going to do any good. That stuff is only going to breed hate, and that’s not what Jesus teaches.”

James Winchester keeps a Southwest Airlines baseball cap in the console of his GMC Sierra pickup.

It’s a reminder of both his father’s work ethic in 29 years there and the company “coming through like you wouldn’t believe” when Mike Winchester’s wife, Julie, and the family needed it most.

CEO Gary Kelly attended the funeral with fellow executives. And in tribute to Winchester, the airline later arranged a ceremonial commercial flyover before the Oklahoma-Oklahoma State game on Dec. 3.

That was all testimony to the reputation earned by his father with Southwest, for which he was a ramp supervisor — in charge of the operations involved with getting planes in and out of the gates.

According to reports from the Oklahoma City police at the time, Buie had lost his job in 2015 after co-workers suspected he was intoxicated at work and refused to take a sobriety test.

The Oklahoman later reported that it was “well-known by employees at the airport that Buie held a grudge against Winchester, his most senior supervisor.”

After speaking with a detective involved with the case, though, an Oklahoma City police spokesman on Friday said it was uncertain if Winchester was any more a specific target than other supervisors in the episode that ended with Buie killing himself at the scene after shooting Winchester from the second floor of a parking garage.

Winchester had been leaving his regular early shift, one he had taken so he could maximize the time to see his children.

That included playing with them often as youngsters, and later at times attending their practices at OU, where James’ older sister Carolyn played basketball and competed in track and younger sister Rebecca rowed.

That dedication to his children was something James treasured about his father, who had another OU-graduate daughter, Emily, with his first wife, Pam, and two young children with his second wife, Julie.

In hindsight, it seemed like he was always teaching them, too.

“As little kids, we’d fight and bicker, and he’d pull us together, sometimes pretty forcefully,” he said. “He’d say, ‘Hey, you get over here, and you get over here.’”

“Then he’d say, ‘Don’t ever stay mad at each other, don’t fight with each other. Some day you guys will be all that you’ve got, and just stick together as a family.’”

That included a special attachment between father and son.

When James was a child, before Sept. 11, 2001, changed everything, he would occasionally visit his dad at work and get to explore his love for airplanes by riding a baggage conveyor up into the belly of planes.

“As a little kid, it was the coolest thing ever,” he said, smiling. “I’d still do it today if I could.”

It also was somewhere around then that James and his father would happen upon a certain synergy that helps explain James’ improbable NFL career.

Mike Winchester had been a punter on Oklahoma’s 1985 national title team.

Maybe James would have had a better chance to more literally follow in his footsteps if not for his size 14 feet.

As it happened, he made his own way a bit by happenstance.

One day, as they worked on punting drills together, Mike suggested the strong-armed James “snap me one.”

“So I leaned over and threw it,” James said. “He caught it, and, I’ll never forget this, he said, ‘Hey, keep practicing that. Keep it in your back pocket. You might use it one of these days.’”

Beyond father and son dabbling in it, the skill remained tucked in that pocket all through Washington High, where James was good enough to play receiver and kick and punt — thus precluding any long-snapping.

But that became his best chance to try out at OU, since he wasn’t quite the caliber to play receiver there.

And even with scholarship offers to smaller schools, going to OU was what it was all about.

“Every kid wants to play in the NFL, but for me, I just wanted to play at Oklahoma,” he said. “No matter what it took, what position, I didn’t care. I just wanted to be part of it like dad was.”

So the first time he ever snapped in a game was after walking on at Oklahoma — just like his dad had done — and getting the job as a freshman in 2008 because of an injury to the starter.

His debut was inauspicious — and conspicuous.

Oklahoma beat Tennessee-Chattanooga 57-2 in what would have been a shutout if not for Winchester’s errant fling on his first career snap.

It didn’t help that the ball was slick and the game took forever to play because of weather delays.

That compounded the jitters of playing on the field where he’d watched home games for years with his family.

“It was pretty embarrassing, but it was you live, you learn, that’s life,” he said. “A coach in college would always say, ‘You’re only as good as your next play.’ That’s true. You can let that one define you, or you can move forward with it.

“There were some valuable lessons there and it pushed me to get better and continue to perfect my craft, and I’m still doing that today to try to get better.”

If his OU career started off in unpromising fashion, so did his NFL prospects.

At 6 foot 4, 220 pounds coming out of college in 2012, he was too light for the job initially.

Even as he was in and out of camps and tryouts, he conceded reality by spending most of three years working as a landman in the oil-and-gas business.

To keep his hand in, he'd sometimes snap footballs — retrieving them himself — on lunch break at local schools or into a golf net in his backyard.

Through rigorous diet and workouts with his father's college strength coach, Pete Martinelli, he beefed up to 240 pounds by late 2014.

But by 2015, he had come to a crossroads and decided not to attend the annual special-teams combine conducted by Gary Zauner in Arizona, the place to be for networking and opportunity.

"I was actually about a week away from hanging it up," he said. "The fee was like \$400 or \$500, and I told Emily, 'We need to spend that on our wedding. I don't know if I should do it.'"

Noticing his name wasn't on the list, Zauner called him. That was all it took for Winchester to give it one more try.

Then-Chiefs assistant coach Brock Olivo took notice, and Winchester has been a Chief ever since.

It's a relatively anonymous job, and best it stay that way — as his misadventure against Tennessee-Chattanooga attests.

"I think any long snapper would agree that as long as our name's not in the paper or really known, that's a good thing," he said, smiling.

Every so often, though, his presence is unmistakable — like when he forced Darren Sproles' fumble last week against the Eagles to set up the go-ahead field goal late in the first half.

On punt coverage, Toub said, he'd consider Winchester among the top three in the league.

That's in part because of his speed (he runs the 40-yard dash in 4.55 seconds) and in part because of his grit.

"For me, my mindset is to give everything you've got on every play," he said.

That's something he also took from his father, to live with that sort of conviction every day in whatever you do.

There is less room for regret that way.

While Winchester struggled initially to deal with not getting to tell his father goodbye or that he loved him one last time, he was consoled by the daily knowledge of it.

"He was our best friend every single day," Winchester said, "and he showed us by his actions. But past the actions, he told us he loved us every day."

Between that and their shared faith, Winchester is grateful that this wasn't something "we had to try to muster up" when the nightmare happened.

Because it's something they've all lived their entire lives.

That brought enormous comfort right after the shooting, and it helps him focus on his infinite blessings in those moments he might otherwise want to know more about why such a terrible thing happened.

Fixating on that won't change the result, he knows, and it won't lead you anywhere.

"So we try to do the things we know are right, and live by them and those morals that we read about in the Bible," he said. "You know that stuff is going to happen in life, and you know you're not the only one: There's people all around us who never knew their parents growing up, who had bad relationships, things like that.

"So there's just so many blessings that we draw from, so many positives, it's hard to stay down."

It also helps to have so much loving family, including the extended ones at OU and Southwest and with the Chiefs.

At some point in the middle of so much pain, Winchester said he felt "a peace that really does pass all understanding."

"You find yourself going, 'How am I doing so well?'" he said. "And you look around and you realize how many people are praying for you, thinking about you and just going above and beyond."

He is particularly close to punter Dustin Colquitt and kicker Cairo Santos, whose father died in a plane crash.

"We all share a heartbeat," Santos said.

All the more so in Winchester's time of acute need.

"When something like that happens, we often ask ourselves, 'Why? Why does it have to happen this early? Things are going good, and we love each other,'" Santos said. "But I also saw after what happened with James that I needed to be that person to help him be strong.

"So I think God puts us in those positions where everything we go through in life, we learn to help somebody else."

That's no doubt one of the lessons Winchester has had reinforced through all of this, one of the ways he knows he'll be drawing on his father's example and lessons for the rest of his life.

A few weeks from now, he'll be able to do that in a new way.

His wife, Emily, is due Oct. 23, with their first child, Jase Michael.

That's four days after his father would have turned 53, and Winchester sees something special in the timing.

He laughs as he thinks of all the things Mike did as a father that he swore he'd never do.

Especially because for all that's changed now, one thing never has, something that has sustained him through the pain and always will.

"I want to be," he said, "just like dad."

(Chris Jones)

Humble Beginnings and Space Jam: The Unique Story Behind Chris Jones' Personality

BJ Kissel

September 24, 2017

Chiefs.com

How Chris became Chris—the story you've always wanted to know

From the tiny 2,500-person town of Houston, Mississippi, all the way to Arrowhead Stadium, Kansas City Chiefs' second-year defensive lineman [Chris Jones](#)' story is as unique as the man fans have grown to love.

Never one for a dull moment, Jones has developed a reputation on the field for wreaking havoc along the defensive line, while at the same time—making everyone laugh away from it.

“He’s kind of grown up before our eyes,” Chiefs coach Andy Reid explained of Jones, whom the Chiefs selected in the second round of the 2016 NFL Draft out of Mississippi State. “I think his teammates have been good for him that way. They enjoy the youthfulness of him, but at the same time they’ve educated him on the demands of this game at this level, so you’re seeing that.

“But he lights up the room. He’s definitely an energy-giver,” Reid added.

Jones, who looks like a Madden create-a-player at 6-feet-6, 310 pounds, credits his youthful exuberance to his father, Chris Jones Sr.

Jones Sr., who has spent much of his life building furniture—a blue-collar job that’s taken its toll on him physically these days—missed a large chunk of Chris’ childhood because he was in jail for a DUI.

Chris was in fourth grade when it happened, and he and his two younger sisters would rely on their mother, Mary, to hold things down until their father returned when Chris was in high school.

By that time, Chris had lived in a few different places.

“Houston isn’t a rich place, and there aren’t suburbs in Houston,” Jones explained. “We grew up in the slums.”

Despite not being there for many of those early years of Chris’ life, the impact his father had was ever-present.

“He always told me life could be worse,” Jones explained. “I had this Michael Jordan picture he gave me when I was a kid—it was like a cartoon clip of Michael Jordan jumping over aliens. He was like, ‘This is Michael Jordan defeating all odds, jumping through life and over aliens to reach his goal.’”

The picture was a poster of the movie, “Space Jam,” and it was just one way his father’s impact followed Chris even when he couldn’t be there in person.

It may seem silly to some, but for what he was going through and the challenges he faced—the picture meant more to Chris than most could understand.

And it stayed with him.

“I kept that picture until I got to college,” Chris said. “That’s how I got my happy attitude. You know there’s always someone doing worse than you are, so you just be excited about where you’re at.”

Despite missing a big chunk of his childhood, the relationship Chris has with his father couldn’t be stronger than it is today.

“He just goes with the flow,” Jones said of his father. “If I told my dad I wanted to go to Alaska tonight, he’d be like, ‘Why do you want to go? I’ll ride with you, but why do you want to go? Ain’t nothing to do in Alaska.’”

There can’t be many places in the country that would be more different from Alaska than Houston, Mississippi, but it made Chris who he is today.

And football didn’t even enter the picture until he was a sophomore in high school.

“I couldn’t afford peewee when I was a kid—it was like \$180 to sign up and then you had to buy your own cleats and all that, I couldn’t afford that,” Jones, who said he’d sometimes go to his friends’ football games if their parents would take him to the buffet afterwards, explained. “I used to get the entertainment off backyard football. They use to throw like backyard champions at my grandma’s house, and that’s when the real hitters come out.

“You’ve got like 30-year-old men coming out blasting us. I was only like 14, but you had these old guys clapping us with no mercy, killing us, that was a trial time.”

Chris’ grandma’s house was off “Church Street,” an area of Houston that only those who live there could truly understand. It’s where everything in town went down and where outsiders wouldn’t be caught wandering around.

The three-bedroom house, which couldn’t be more than 1,000 square feet, hasn’t changed much over the years besides an updated television and some new couches.

But it had as many as 11 people living in it at one time when Chris was in high school.

“My grandma had my auntie, her two children, me, my mom, my grandfather, my dad, my little sister, my other sister and sometimes my other auntie’s husband, and Big Timer. Big Timer is my uncle,” Chris explained of who all was living there.

Chris began living permanently at his grandma’s house as a junior, when he developed into one of the nation’s top football prospects. That whole year, Chris was sleeping on a small couch in the living room with his feet hanging off the arm rest.

Ty Hardin, who was an assistant coach at the time but is now the head coach at Houston High School, knew Jones was a special athlete from the moment he first saw him, but he also knew there was something different about him.

“[Jones] knew if he wanted to be great, and he was already great athletically, but if he wanted to be *really* great, he had to be a leader,” Hardin explained. “Sometimes when he wasn’t in the game, he’d come out on the field to the huddle with two six-packs of water, giving the other guys water and stuff like that.

“For real, that’s how he was. And if one of the guys had punishment after practice, [Jones] would stay after and do it with them. He did it with a smile on his face.”

Jones was not only the best player, but he was the hardest worker. He made a habit of having the team listen to speeches from Ray Lewis before their games, and when he felt like that plan to fire everyone up had run its’ course, Jones tried something else.

As a senior, Jones and the Houston team had gotten smoked by Louisville earlier in the season, and they were about to face them again in the third round of the playoffs.

Before the game, Jones brought out the newspaper clippings from that game, and went on a speech that Hardin and company remember like it was yesterday.

“We had a coach on the team for 30 years start to tear up and say he’d never seen a kid do something like that,” Hardin explained.

They didn’t win the game, but the moment before the game has stayed with those who were there. It’s when one of the best high school players in the country—a guy who spent a year living on the undersized couch at his grandma’s house, and a guy who would do extra conditioning with his teammates so they wouldn’t feel alone—reinforced the idea that he was more than just the guy with jokes who made everyone laugh. He was special.

Jones credits his hometown for making him who he is today.

“If I hadn’t have come from here, I wouldn’t have my attitude,” Jones explained. “If I were given a silver spoon, I’d probably be different. Your background kind of makes who you are. After you see the houses I grew up in, and the hardships I faced, it makes me almost more excited where I am today.

“It makes me want to give back more.”

Jones does give back, but he doesn’t boast about it.

All those years learning from his grandma, whose open-door policy in that tiny house extended beyond just their family, but to anyone in town who might need some help and a place to stay, taught him well.

Jones, who still attends church with his grandma every Sunday he’s back in Houston, gives out sandwiches to the homeless on Saturday afternoon’s during the offseason from “The Local Pig” restaurant in Kansas City.

He doesn’t talk about it because that’s not why he does it.

The same guy who got an after-school job when he was in sixth grade so that he could buy his sister chicken tenders every night so that she wouldn’t go hungry, is now paying it forward in Kansas City both on and off the field.

There's more to Jones than the jokes and fun-loving personality that's developed him into a fan-favorite in Kansas City.

"You see him on TV dancing and singing and telling the coach to let him play quarterback, that's exactly who he is," Hardin laughed. "He's always been that way, and I thank God he stayed that way."

"He's never met a stranger," his grandmother added.

From humble beginnings and an infectious personality—developed in part through a Space Jam movie poster his father gave him as a kid—Jones' journey and what he's gone through should help those who hear his jokes and cheer his plays, realize how Chris became Chris, and why there has always been more to the story.

"I feel like that's my call in this world—to inspire happiness," he said. "That's what I think life is all about."

(Kareem Hunt)

The accolades keep rolling in for Chiefs rookie running back Kareem Hunt

Terez Paylor

September 28, 2017

KC Star

The recognition keeps pouring in for Chiefs rookie Kareem Hunt.

On Thursday, the Chiefs' top running back — and the league's leading rusher — was named both the AFC's offensive player of the month and the NFL's offensive rookie of the month.

Hunt becomes the fourth rookie to be named an offensive player of the month, joining Barry Sanders (Detroit Lions, 1989), Edgerrin James (Indianapolis Colts, 1999) and Mike Anderson (Denver Broncos, 2000).

No Chief, by the way, had ever been named offensive rookie of the month. And people around Kansas City have started to recognize him, too.

"I mean, a lot of people trying to reach out to you and a lot of people end up recognizing you wherever you go if you go to the store or out to eat, anything like that," Hunt said. "It's just a lot more people trying to get to know you."

Hunt, who checks in at 5 feet 10 inches and 208 pounds, has earned the honor after a dynamite start to his career. Through three games, he's rushed 47 times for 401 yards — an absurd average of 8.5 yards per carry — and four touchdowns, and he's also caught nine passes for 137 yards and two touchdowns. He's also become the first player in NFL history to rack up a 50-plus-yard touchdown for three straight games to open his career.

Hunt is on pace for 299 touches this season, the most by any Chief since Jamaal Charles racked up 329 in 2013. Combined with Hunt's size, that stout workload has led some to wonder how long he can handle the burden, and he was seen favoring his shoulder at times in recent weeks.

But Chiefs coach Andy Reid doesn't seem overly concerned about that, saying recently that he likes the way the Chiefs have divvied up the carries.

"With all of our players we try to make sure that we keep in mind how fresh they are and kind of where they're at physically — it's not different for him," Reid said. "We'll just see how it goes here down the road. You've seen Charcandrick (West) in there and you've seen some of the receivers, whether it's (Thomas) or (Hill) taking some reps. So everybody is kind of working in some spot in there."

Hunt says he's doing all he can to keep himself ready, physically. That includes long sessions in the cold tub.

“It starts now just taking care of your body every day and just doing little things,” Hunt said. “Even when you’re not that sore, you just got to keep working to get your body all the way back together, so you got to take it day by day and week by week.”

Despite the punishment he’s taken in games — he’s impressed many with his ability to absorb blows and keep going — Hunt said he also tries to avoid unnecessary big hits whenever possible.

“It’s really angles and leverage pretty much,” Hunt said. “You got to recognize who you’re going against and how to take on a tackle and pretty much you just fill it out.”

It’s in his best interest to keep doing that, because the Chiefs will keep getting him the ball for the foreseeable future — a prospect that doesn’t worry him.

“If I get more of a workload,” Hunt said, “then oh well, I’m ready for it.”

(Tyreek Hill)

Tyreek Hill Shows Off Speed on “Sport Science”

Matt McMullen

October 5, 2017

Chiefs.com

Hill dodged, juke and ultimately outran 43 kids on the program

Tyreek Hill is fast.

It's been on display again and again through his two seasons in the NFL, whether it be his 86-yard kickoff return for a score against Denver last season, his 75-yard touchdown reception against New England this year or one of the many electric plays in between.

ESPN's "Sport Science" put that speed to the test.

The program, hosted by John Brenkus, examined Hill's speed with two drills.

The first was a simple 20-yard dash, in which Hill hit a top speed of 22.3 miles per hour – a Sport Science record.

While impressive, it was the next test that showed why Hill is truly a special player.

Secured with two flags on his waist, Hill stood near one end of the field and was asked to simulate a kickoff return. Though instead of facing 11 players in coverage, Hill was tasked with eluding 43 youth football players with a combined reach of 70 yards.

Hill did the test twice, scoring on his second attempt.

Ridiculous.

Brenkus then dove deeper into Hill's performance in order to explain his success.

According to Brenkus, Hill's running style keeps him in contact with the ground on 80 percent of each stride. By comparison, the Atlanta Falcons' Julio Jones, a much taller receiver, maintains contact with the ground on just 70 percent of each stride.

That additional time on the ground allows Hill to make cuts that other players can't make.

Brenkus went on to examine that agility, as Hill made three changes of direction in just over a second while maintaining a speed of 20.3 miles per hour.

That's special.

Of course, Hill didn't need the drills to justify what he can do on the field.

Before the tests began, Brenkus suggested that Hill was one of the fastest players in the NFL.

Hill looked at Brenkus with a smile.

"The fastest."

(Charcandrick West)

Frightening illness as teen makes Chiefs' Charcandrick West appreciate every moment

Vahe Gregorian

October 13, 2017

KC Star

If you're lucky, maybe you know someone with Charcandrick West's infectious exuberance, someone who'll engage about anyone he encounters and changes the feeling in a room.

Because the Chiefs' running back just enjoys it, for one thing.

And because "you never know what a person's going through," as he put it.

His playfulness and goodwill are enhanced by a disarming smile, one that his mother saw from day one — "he came out smiling," she said — and that later deterred any number of spankings he had coming.

"That smile would grab your heart," his mother, Demetrice Ford, said in a phone interview.

So by his very nature West might have been the happiest and most radiant guy in the locker room, anyway, one who relishes being on the team even as what coach Andy Reid calls a "relief pitcher."

(Albeit one who scored two touchdowns last week in the Chiefs' 42-34 win at Houston and figures to be a factor in some way or another Sunday against Pittsburgh).

But there is much more to his appreciation for being here and, for that matter, for life itself.

You never know what a person's going through, after all, or been through.

One day in November 2006, West woke up with his legs virtually paralyzed, his body consumed by red splotches and experiencing a burning sensation all over.

Everything looked different from that day forward, especially in the frightening months before he would be diagnosed with juvenile rheumatoid arthritis.

The night before he woke up engulfed in the autoimmune disorder, the high school freshman scored three touchdowns in his first varsity game.

"It went from, like, man, I thought I was going to be this amazing football player," he said, "to, 'Damn, I hope I'm living.' "

Seized up into a ball at their home in Cullen, La., in a panic he screamed, "Mama, help, help, help."

She hurried to his room and found him in agony, and when she pulled the covers off him, she said, "It was like opening up a door and flames coming off."

He had a 104-degree fever that wouldn't go away for weeks, the family says.

Thus began a harrowing six-week ordeal that has implications to this day, a span during which West was taken from hospital to hospital to hospital in search of an answer.

Even as he was in continuous pain, could barely move, kept so little food down that he melted from 185 pounds to 120 and fought off sleeping.

"I was scared to sleep," he said. "Like, if I go to sleep I might not wake up."

That wasn't even the worst part, really.

Nor was it when a doctor told West and his mother and stepfather, Toccara Ford, "You can pretty much forget about football: You'll be lucky if you can even walk again."

Toccara Ford, was devastated and furious.

West's mother said, "No, we're not listening to that."

So off they wheel-chaired him and drove on to the next hope, she said, Arkansas Children's Hospital in Little Rock.

No, the worst part was the mystery.

Not being able to put a name on whatever had invaded his body, and thus having no real means to even begin addressing it.

They probed for everything from A-Z, including testing him for hepatitis and HIV and West Nile virus.

In Arkansas, they took a bone marrow biopsy, West recalled, and he remembers being told something like, "If you move, this could possibly paralyze you."

Through all this, there were times his mother wondered if he was ready to just give up.

In some ways, she's still not sure how he didn't emotionally surrender.

But as he thinks back now, he'll tell you it's because he knew he was loved.

His high school teammates came to visit him frequently, and his stepfather doted on him, literally often carrying him, and his mother slept on a little couch in his hospital room in Little Rock for 21 straight nights.

When he was asleep, sometimes she'd slip out to the family room for a few minutes so she could weep a little without him having a chance of knowing it.

"I had to stay strong for him," Demetrice said. "He never once saw me cry."

With so many other possibilities exhausted, doctors in Arkansas sent the family to rheumatologist Thomas Pressly at the Shriner's Hospital back in Shreveport.

He diagnosed it.

The doctor prescribed Kineret injections, and next thing you know his mom has Charcandrick administering them to himself – an action he mimed the other day as he pointed all over his body to the spots he'd rotate the shots.

Those burned, too, but a few weeks later the pain was subsiding and he could move again and was on the path to recovery.

He had lost so much weight and so much speed but was encouraged ... only to have a relapse the following spring.

At least this time, though, they knew what they were dealing with.

And after another sequence of injections, it subsided again.

It hasn't returned since.

But it's always right there, too, even if the word "junior" no longer exactly applies to West, 26.

"I'm in remission right now," he said, smiling and adding, "I know how close it is."

The last few days, in fact, he's had a cold.

So his mother has been asking if he's experiencing any of the symptoms, but he's been able to reassure her it's nothing unusual.

Still, he thinks about all that when he thinks of where he is, too.

He still thanks his mother every day, she says, especially for what she did for him during that time.

His first game back to full-go his sophomore year of high school, after enduring so much pain and fear, he cried during the national anthem because it was the final signal he was back.

The song and the ritual still hit him that way.

"I know all this stuff is going on, but that's the time where I'm like, 'Dang, I'm here,' " said West, an undrafted free agent out of Abilene Christian. "It's the same feeling for me every time."

There's a new feeling with it now, too, for West, who also became more cognizant of taking nothing for granted when mentor Dante' Coleman died at age 35 in the summer of 2015: West put his No. 35 game jersey in Coleman's casket and bears a tattoo on his arm in his honor.

Now in his fourth NFL season, he has the stature to provide hope for others who suffer from an illness that afflicts approximately 50,000 children in the United States.

"The more success you have, the more people listen," he said. "So now I can help others."

That's why he has lent his support to the Arthritis Foundation, including earlier this year taking part in a video with 10-year-old Kansas Citian Jillian Reid to help raise awareness and funds and hosting camps for kids at the Shriner's Hospital back in Shreveport that he wants to make an annual event.

"I love football to death, I love it, but that's not the biggest thing to me about being in the NFL," he said. "Just doing stuff to show kids they still can be something, that's what excites me."

“I don’t care if it’s a kid in China: If I have to make a trip to China to give a kid some motivation, I’ll do it. I’ll be there.”

Spoken as one who appreciates what he’s come from, where he is and what it all really means.

“If I don’t play another down, I’ve lived my dream,” he said, later adding, “The people around me, the people who care about me, even the people who don’t care about me, I want to show them that I care about them.”

(Dustin Colquitt)

Dustin Colquitt Brings Smiles to Local Kids with Free Dental Clinic

Matt McMullen
October 21, 2017
Chiefs.com

Colquitt and TeamSmile provided a free dental clinic for over 300 local kids on Friday. There's nothing quite like bringing a smile to another's face.

Kansas City Chiefs' punter Dustin Colquitt, safety Eric Murray and the Chiefs Community Caring Team did plenty of that on Friday as they hosted a TeamSmile event at Arrowhead Stadium, providing free dental care to over 300 local kids.

"I think dentistry is kind of largely overlooked," Colquitt said. "We look at total body health, but it's really the most important thing to be healthy as it affects everything else."

Colquitt was in attendance for the 12th consecutive edition of the event, which offered a wide range of dental services to kids that otherwise might not be able to afford it.

It was all a part of "Kansas City Oral Health Day" in conjunction with The United Way and TeamSmile, which uses sports as a vehicle to foster positive change in the lives of young people.

"TeamSmile is a unique dental outreach program that combines the power of sports with the dental industry to impact the lives of young people that are genuinely in need," said TeamSmile Executive Director John McCarthy. "The very first program started here with the Chiefs in 2006, and now we've done over 125 programs, impacted over 25,000 children and given over \$15 million in free dental care to children."

What began as a collection of volunteers in the stadium parking lot over a decade ago has evolved considerably in the event's 12-year history.

"It started outside in a parking lot with 30-35 children and now we're looking at 300 children today alone," McCarthy said. "Between the dentists, dental assistants, hygienists and our community volunteers, we have over 200 volunteers here today. To be honest, we had to cut off volunteers about a month and a half ago."

"That's a good issue to have."

Those volunteers closed down their personal practices for a day in order to help those that needed it.

"These people could be working in their offices making money today and instead they're here to serve the children in this community," McCarthy said. "We do full dental work,

including, X-rays, cleanings, screenings, we'll fill cavities and extract teeth, perform a root canal, - we do full body dental work right here. It's a wonderful service for children who otherwise couldn't afford it."

The event has always been of particular interest to Colquitt, who was around for its beginnings way back in 2006.

"They called me because my wife was enrolled in UMKC dental - she was going to be a dentist," Colquitt said. "My mom was actually a dental assistant too, so dentistry kind of runs in my family, and when they asked if I was interested in doing an event that helps out kids in this community, I said absolutely and it just ran from there."

Twelve years and thousands of kids later, Colquitt is still showing up.

"It's been such a great event, I love catching up with some of the kids," Colquitt said. "When you come to an event like this and you're preaching to kids about dental health and full body health and exercising for 60 minutes a day and eating well, I think they'll listen to an NFL player, and God gave me that light and I have to use that."

That impact was felt throughout the event.

"Honestly, those are special people right there, in addition to being outstanding athletes," McCarthy said. "They got up after a game on the road, literally on the other side of the country, to be here with the children of Kansas City. Man, people like Dustin Colquitt, that's special people right there."

(Kareem Hunt)

Kareem Hunt Continues to Run Right Through Any “Rookie Wall”

Matt McMullen
October 21, 2017
Chiefs.com

Hunt already has 1,000 yards from scrimmage in his rookie campaign. The National Football League is an adjustment for anybody, even the best collegiate players out there.

Some find success early, but most eventually hit the metaphorical “rookie wall” a handful of games into their career and their production slows down.

It’s a simple reality for rookies as they transition to the grind of professional football, and it’s usually to be expected.

But Kareem Hunt is no ordinary rookie.

Kansas City’s third-round pick out of the University of Toledo is showing no signs of slowing down this season, tallying an NFL-record seven-straight games with 100-plus yards of offense to begin his career.

All seven of those performances add up to a league-leading 1,002 yards from scrimmage and an entry into the record books, as Hunt is one of just two players to ever rack up 1,000 yards of offense in his first seven career games.

The other guy to do that is none other than Pro Football Hall of Famer Eric Dickerson, who also seemed to avoid the proverbial rookie wall en route to a legendary career.

Hunt has broken off big runs, muscled ahead for the tough yards and he’s even hauled in 25 catches in what’s been an incredible stretch of football.

He’s simply been remarkable, and hasn’t let the bruising life of a tailback hinder his production.

“We have a lot of trust in him and think he’s doing well,” said Head Coach Andy Reid. “I mean it’s the National Football League, I’m not telling you he’s waking up after games wanting to go run a marathon, but that’s part of this position and I think he’s doing a heck of a job.”

Hunt talked about the need to keep his body in shape way back in Week 4 as his production began to pile up.

“It’s all about just taking care of your body every day and doing little things,” Hunt said. “Even when you’re not that sore, you just have to keep working to get your body all the way back together. You just take it day-by-day and week-by-week.” The rookie tailback has been doing just that and hasn’t taken any days off, touching the ball at least 14 times in each of Kansas City’s seven contests, and has done his best work when it matters most.

Hunt amassed 433 yards of offense in the fourth quarter alone through Kansas City’s first six games, more than six entire teams had mustered, and averaged 4.3 yards per touch in the final period on Thursday night against Oakland.

“He was strong again in the fourth quarter,” Reid said. “We have a lot of trust in him there.”

Hunt’s durability is nothing new, as he touched the ball 303 times his senior year at Toledo, but it’s also a tribute to the Chiefs’ coaching staff.

“(Running Backs Coach) Eric Bieniemy does a phenomenal job at that stuff along with our trainers and Barry (Rubin), our strength coach,” Reid said. “We rotate him in enough, too, so he gets a breather in there.”

The Chiefs have complemented Hunt with fellow tailbacks Charcandrick West, Akeem Hunt and the newly signed C.J. Spiller in an effort to keep his legs fresh, and it’s paying dividends, as he hasn’t skipped a beat as the workhorse of the offense.

And with plenty of season left, Hunt is on pace to shatter the franchise record for rushing yards by a rookie set by Joe Delaney in 1981 (1,121).

It’s been a season to remember already for Hunt, and if his steady excellence is any indication, he has plenty more to accomplish.

(Marcus Peters)

Want to know what Marcus Peters is about? Spend time with his dad in Oakland

Terez Paylor
October 23, 2017
KC Star

The football coach in the black hoodie emerges from the high school locker room and walks into the cold night. His gait is slow, but he wears a smile.

It's around 10 p.m. on Friday, and Michael Peters' team, the McClymonds Warriors, has just wrapped up a 74-0 decimation of Skyline High. What's more, the head coach's son — Marcus Peters, a star cornerback for the Kansas City Chiefs — had been on hand to watch his alma mater's big win. Having Marcus in town only adds to the joy of the victory.

Twenty-six years into a career of leading young men at McClymonds, Michael is a football lifer with a reputation as a tough coach. When he advises a handful of players to hurry to the locker room instead of mingling in the parking lot, they obey without hesitation.

That Marcus Peters' dad is regarded as a disciplinarian — something Chiefs coach Andy Reid and former general manager John Dorsey each mentioned the night they drafted Peters nearly 30 months ago — might come as a surprise. Some have already judged Marcus, 24, for his sometimes explosive on-field temperament, his unfiltered postgame interviews and, most of all, his ongoing refusal to stand for the national anthem.

That Michael Peters' son — a two-time Pro Bowler and All-Pro selection who has already recorded 16 interceptions in his short career — is misunderstood in turn disappoints Michael, who stands in the shadows of the still-lit field and explains a few things that he wants people to know.

"I mean, my thing is, learn to know him first," Michael says. "You can't judge him just because he's a passionate guy ... he hates to lose, and sometimes it gets the best of him. But he wants to win."

Marcus' teammates and coaches in Kansas City say that while he's still learning to manage his temper, his heart is usually in the right place. Michael agrees, even as Marcus shows little interest in impressing anyone outside of his football family, real-life family and fellow Oaklanders.

Here at McClymonds, they know who Marcus Peters is. To them, he's not the man who was kicked off the University of Washington football team during his senior year, before being drafted by the Chiefs. He's the guy who spends his offseason in the same house in which he grew up. The guy who holds a free, yearly carnival at the school every spring. The one who helped send several kids to a foreign country earlier this year. A man who has invested thousands of dollars into the McClymonds High School football team.

"He doesn't really want to talk about the things he does," Michael says, chuckling. "He gets mad at me when I talk about it."

Why? Because he's less interested in talking about it than *being* about it.

"He's like his dad, man," says Michael, who guided McClymonds to its seventh straight city title and a state championship last season. "I'm a prideful dude, but it's not about me and my accomplishments. It's about me helping these kids."

While the Chiefs were toiling through the voluntary portion of offseason practices this spring, Marcus was absent. He was back in Oakland, often working out with the kids on the McClymonds football team.

"He's running routes with us, practicing his craft, helping us (with) all the techniques we need to make it to where he's at," said Angelo Edgerly, a senior running back and receiver.

Edgerly, for instance, never forgets the time Marcus went out of his way to explain what the "midpoint" — the point between the No. 1 and No. 2 receiver, or the No. 2 and the No. 3 receiver — is to a defensive back.

But a lot of the teaching that Marcus does back home in Oakland transcends football. "As a person, heart-to-heart, we get one-on-one time with him," Edgerly said. "He's a staple of this society right here. He's really one of the main figures we've got. He lives right down the street from me. He's my role model."

To Peters, giving back comes naturally.

"Me growing up and being from there, that's the best thing that could have happened to me," he said. "I got so much love and support from my mother, my father, just the community in general."

Michael says Marcus paid for three sets of football uniforms for McClymonds, as well as the players' lettermen's jackets. And Adidas — Marcus' sponsor — donated 70 pairs of tennis shoes to an organization called SPAAT, a non-profit that gives gear to needy kids in Oakland.

"That's without me asking for anything," Michael said.

Marcus does these things quietly. Like his father — who each spring takes his student-athletes on college tours to places like USC, UCLA and Arizona State, so they can better visualize their goals — he'd prefer the focus to be on the kids.

Marcus also helped fund a trip this spring for 30 local students to go to Africa for a week. Senior lineman Jorge Abundis made the voyage, and said he will never forget it.

“He helped me personally with going to Africa, which is a real life-changing experience,” Abundis said. “If it wasn’t for him, I wouldn’t have went.”

Many kids in Oakland never leave town, let alone step foot in another country. Going to Africa allowed Abundis and the other students who made the trip to see how big the world really is.

“He really is a role model for us,” Abundis said. “He tells us what we’ve got to do to go to college and play football, if we wish to. He tells us education comes first, then football. He really pushes us.”

For two Aprils in a row now, Marcus has also funded a free “It Takes a Village” carnival at McClymonds. His father says Marcus has spent more than \$50,000 each year to provide food, prizes and rides for kids in the community, many of whom might otherwise never get to do such things.

“When he said he wanted to do a carnival two years ago, I was like, ‘OK, son’ — I’m thinking it’s going to be a little carnival,” Michael said. “I come down here and we see the big rigs coming in, and I was shocked. I ain’t gonna lie, he shocked me. He outdid himself. I’m so proud of him for doing that without anyone asking him to.”

Michael, however, isn’t surprised his son shares his passion for helping local youth. After all, they were both raised in — and shaped by — the same West Oakland neighborhood.

Says Marcus, “All the negative stuff people say about Oakland, California, for me to be placed in this spotlight right now shows ... the rest of the community back home that it’s possible to come up from the bottom and make it to the top.”

Michael grew up in his mother’s house, which is located across the street from McClymonds’ football field. Marcus grew up there, too, raised by Michael and Marcus’ mom, Doreen.

“Going back to the sixties with the Black Panthers, then the drug era, everything was so tough,” Michael said. “You had to be tough here, and that’s how we — how I — was raised.”

Michael pointed to a row of homes across the street from McClymonds, a school of roughly 300 students that counts pioneers Curt Flood, MC Hammer, Frank Robinson, Bill Russell and Paul Silas among its graduates.

“All these homes right here, if I was over here cursing, my friend’s mom would whoop me, and I’d get a whooping from there all the way around the corner,” Michael said. “And right now, in this day and era, it’s not like that.”

This bothers Michael, and the same can be said for Marcus. The things they’ve seen over the years in this neighborhood have caused them to have empathy for young people.

“Marcus has seen a lot of things in this neighborhood that those people in Kansas City have never seen before in their lives,” Michael said. “I’ve been coaching here 26 years and I never thought I’d be coaching long enough to see my son graduate and go to college and make it to the pros. But I’m here because I know these young men need someone like myself and all the men we have around us (coaching), because a lot of them don’t have a daddy.”

That’s one of the reasons Marcus prefers to hang around his old neighborhood during the offseason, Michael said. He remembers bringing Marcus to the football field in a stroller until he was able run around, and now Marcus does the same thing with his own young son, Carson.

Marcus believes that, as an NFL player who made good, his presence could inspire kids in Oakland to dream bigger.

“I’ll ask the kids what they want to be in life ... and they don’t know,” Michael said with pain in his voice. “Marcus sees that, so when he comes back, he talks to them. He even comes and sits up in the school and listens to what goes on in my principal’s office. He’ll hear kids’ stories and he gets on them, because sometimes they just don’t have (that at home).”

Michael said the need for more positive male role models is why he and Marcus have taken neighborhood kids on fishing trips — “We’ve gotta do it,” he said — and why Marcus, who is still fond of riding his bike around the neighborhood, issues corrections to kids he sees doing wrong.

“One little kid coming up the street, Marcus took his own shoes off and gave the kid some Jordans — he did that right in front of my mom’s house,” Michael said.

Michael has no doubt that social injustice has fueled Marcus’ decision to sit during the anthem.

Hours before the Chiefs’ season opener against the New England Patriots on Sept. 7, Marcus posed for a photo in which he held a pair of cleats with the words “liberty” and “justice for all” on the bottom of the soles. The caption: “Stand for what you stand in. If you see the potential for good, speak up. Don’t be quiet.”

When asked if Marcus is sitting to bring attention to injustice of all kinds and police brutality, Michael nodded.

“Yes — and he wants liberty and justice for all,” he said emphatically. “Not just black, not just white. I mean, for everybody.”

Michael then referred to Abundis, the football player Marcus helped send to Africa this spring.

“You see Jorge — he’s Mexican, but look how he loves him,” Michael said, pointing toward Abundis. “That guy right there, he would do anything for Marcus. This kid, he never had a birthday party. Never had certain things.”

“Marcus was a kid that really didn’t have to go through some of that stuff, but he sees some of that stuff. Some of his best friends’ mom and dad weren’t fortunate enough (to do things for them). So even in Kansas City, he brings guys out to see the games, and you’d never know he’s done that.”

And those who think Marcus is disrespecting the flag by sitting? Michael simply shakes his head. Michael’s first cousin was in the Air Force, and Michael’s recently deceased uncle was a veteran, too.

“It ain’t about that,” Michael said, “but everybody’s making it about that.”

This dichotomy — Marcus the role model, Marcus the villain — speaks to why people from Oakland are so insular. Outsiders don’t understand them, so they take a certain pride in protecting each other. If they don’t, no one else will.

During Thursday night’s Chiefs-Raiders game at the Coliseum, Oakland running back and native Marshawn Lynch rushed onto the field when Marcus began jostling with a handful of Raiders linemen. On Monday, it was reported that Peters will be taking up for Lynch’s cause during the latter’s appeal of a one-game suspension by the NFL. The two are extremely close, and have been since before Marcus became a star at McClymonds.

“It’s all love in Oakland,” Michael said. “We talk about how bad it is, but one thing is we do travel together, and we do stay together.”

“Marshawn was looking out for Marcus, looking out for everybody and trying to keep the peace. (A fight) was never gonna happen. I don’t even think the crowd would let that happen.”

After the game, a video surfaced of Lynch and Peters leaving Oakland Coliseum together on a train. Lynch and a handful of Raiders fans were playfully chanting “(expletive) the Chiefs” at Marcus, who was laughing and giving them the finger in response.

Some fans won't understand how Marcus could take those chants in stride after a loss. To them, it will probably underscore their negative perception of him.

Michael is used to this by now. The parking lot next to the football field is starting to clear out, the air is getting chillier by the second, and it's time to go. But he's got one more thing he wants you to know.

"I really don't look at (the criticism) too much, because I know they don't know my son," Michael said. "So I really can't go off of what other people really think about him.

"As long as I know he's a good guy, good person, and the community knows he's a good guy, good person ... I believe that's what he really wants."

(Alex Smith)

Chiefs QB Alex Smith Currently on Pace to Shatter Personal Records

BJ Kissel
October 23, 2017
Chiefs.com

He's having the best year of his career

Among a few of the NFL records he's on pace to break, which include things like highest completion percentage in a season in NFL history—a record currently held by the Vikings' Sam Bradford, who completed 71.6 percent of passes last year—Kansas City Chiefs' quarterback Alex Smith is on pace to shatter some of his own personal records in the process as well.

Smith, who leads the league by completing 72.4 percent of his passes this season, also leads the league at 8.68 yards per attempt, quarterback rating (120.5), and is tied for the league-lead in touchdown passes (15), and ranks second in yards (1,979).

For a quarterback who has been oft-criticized by outsiders for his lack of staggering individual numbers, the 2017 season he has put together has raised some eyebrows and put him right square in the middle of the MVP conversation.

“Alex never says anything, everybody else says everything,” Chiefs coach Andy Reid explained of his quarterback, who is 46-22 as a starter for him since they joined in Kansas City before the 2013 season. “He doesn't worry about all of that; he's a seasoned veteran. I've told you before, I love having this guy. He's everything you want as a coach and comes to work every day. He's the first one in and the last one out.

“All of these things that you're supposed to do, he does. This's what we see every day.”

What the Chiefs have seen every game day this year is a player having the best year of his career, and it's not particularly close.

These are Smith's best seasons to-date in different statistical categories during his 13-year NFL career, along with his current pace:

Completion percentage – 70.2 percent (SF, 2012)

2017 pace: 72.4 percent (NFL record)

Yards – 3,502 (KC, 2016)

2017 pace: 4,523 (Chiefs' franchise record – 4,523, Trent Green, 2004)

Yards per attempt – 7.97 (SF, 2012)

2017 pace: 8.68 (Chiefs' franchise record – 9.42, Len Dawson, 1968)

Touchdowns – 23 (KC, 2013)

2017 pace – 34.2 (Chiefs' franchise record – 30, Len Dawson, 1964)

Rating – 104.1 (SF, 2012)

2017 pace: 120.5 (Chiefs' franchise record – 101.9, Len Dawson, 1966)

When asked about his inflated numbers this year, Smith deflects to the guys around him, adding he's not doing anything substantially different than in years' past.

“When you get something downfield and you get an opportunity, you have to strike. When you get something underneath, the same type of thing,” Smith explained.

Reid said he believes the development of the young players around Smith has led to some of the success this year.

“Some of it is what he's got around him,” Reid added. “Some of those kids have grown up and he's had an opportunity to kind of train him in his way. That's a plus for him. Everybody from (Travis) Kelce to Tyreek (Hill), Albert (Wilson)—these are all his guys, and it's showing up.”

“We have come a long way,” Smith added of his comfortability with the young playmakers. “We have had efficient work all through OTAs, all through camp, and we communicate really well. I think just as an offense, especially the skill position guys, there has been an open line of communication. They see things well and they learn fast.”

With all of the work they've put in and how well everyone knows the offense at this point, the volume of plays they can pull from has also grown, which means the ability to respond to how a defense is playing against them has grown as well.

“Not sure what they are going to try to take away or how they are going to combat us, but knowing we have answers built in—being able to get to (those plays) and find ways, even if we are not having success, make the adjustments to get to those things, is huge,” Smith added.

Reid also credited offensive coordinator Matt Nagy for the success this year, giving praise to one of the guys who has worked with Smith as close as anyone over the past four-plus years.

And it's the amalgamation of all of these things as to why Smith has had the season we've seen, and despite a career-year thus far—even going as far as an all-time NFL season in some regards—Smith has been around long enough to not get caught up in the swings of a season, but to stick the process and find comfort in the daily grind and routine.

Smith has often spoken of the peaks and valleys in every season, and even though the Chiefs have dropped two in a row, they're always one good week away from calming the nerves of fans who wear every play, every incomplection, and every score on their sleeves.

“You have to keep your wits about you, and you have to stay in the moment,” he added.

If Smith keeps stringing together more moments like we've seen this year, in the end, the Chiefs will have everything they want right in front of them.

(Tyreek Hill)

Tyreek Hill's toughness and talent helps him deliver as Chiefs' No. 1 wideout

Terez Paylor
October 26, 2017
KC Star

Tyreek Hill hauled in the downfield throw from Alex Smith and braced himself. He knew another big shot was coming.

This was Oct. 19, the third quarter of the Chiefs' 31-30 loss to Oakland, and Hill indeed proceeded to absorb a bit hit from Oakland safety Reggie Nelson that knocked Hill far out of bounds. Hill held on to the ball, however, giving the Chiefs' first-and-10 at the Chiefs' 36-yard line.

It was the kind of play a No. 1 receiver is expected to make. Hill, a second-year pro who has been thrust into that role as the club's new "Z" receiver following the surprising release of veteran Jeremy Maclin, once again delivered. He paid a price for it, as he missed the next several plays while being evaluated for a concussion.

But Hill, the NFL's fifth-leading receiver, would eventually return, the cause of his absence due to a bloody mouth (according to the team), and be there for his team on a night in which he finished with six catches, 125 yards and a touchdown.

"I'm always thinking of my health," said Hill, who has recorded 35 catches for 515 yards and three touchdowns so far this season. "I knew what I was alright. The doctors allowed me to go back in. They did a great job testing me, putting me through the protocol. I just want to be out there and help the team any way I can."

It was the second massive shot Hill — who is listed at 5 feet 10 but is at least an inch shorter — had received in as many as five days. Toward the end of the Chiefs' 19-13 loss to Pittsburgh on Oct. 15, he was popped on the tail end of a punt return by fullback Roosevelt Nix and was sent through the concussion protocol. Hill missed the rest of that game, but was eventually cleared and didn't miss a practice.

"First of all, he is a tough kid — very tough," Chiefs coach Andy Reid said. "He knows he is a targeted guy, and he keeps battling on everything. He does it week in and week out. He doesn't want to miss a practice, doesn't want to miss a play."

Very few corners can run with him, and his route running and hands are underrated, so whenever defenders get an opportunity to deliver punishment, they relish it and make the most of it.

"He has had everything from his helmet ripped off to his head driven in the ground out of bounds," Reid said. "All these different things that teams are trying to do to him, he has

had done. He doesn't lose his cool, he gets right back out and competes against it and makes plays. That's what I see."

Hill has also impressed his quarterback, Alex Smith, with his mental aptitude for the game. The "Z" receiver has to understand the offense backwards and forward and must also be adept at making sight adjustments, which calls for him to change his route mid-play depending on the defensive coverage.

"Certainly, you have to be able to do a little bit of everything — we do a lot with our 'Z' all over the place," Smith said. "I think you have to be able to handle that, and be able to handle it mentally and all those things."

But it appears Hill is faring well in those areas.

"He is the last guy I am reminding about things," Smith said. "He is maybe the guy we do the most with, I think, as far as verbiage and moving around and moving parts, (but) you never have to remind him."

Smith said the other thing that's stood out is how hard Hill has worked to transition into being a receiver full time.

"I think he just stays at his craft," Smith said. "He practices hard every day. He is tough, he is out there. A lot of peers, not here, but at that position, that you don't get that every day, you don't get that effort level every day, and Tyreek brings it."

Despite his clear status as one of the NFL's best young players at his position, Hill — an All-Pro and Pro Bowler last season for his special-teams work — remains committed to delivering for his teammates on a week-to-week basis.

"Each and every game, I owe something to my brothers," Hill explained. "That's my hard work, my dedication. I go out there and I try to compete for those guys because I expect the same from them."

(Travis Kelce and Kareem Hunt)

Travis Kelce and Kareem Hunt Go Back to Where It All Began

Matt McMullen
October 27, 2017
Chiefs.com

Kelce and Hunt met with the varsity football teams in their hometowns last weekend. No matter the success a person finds in life, it all started somewhere.

The Kansas City Chiefs are in the midst of a 10 day stretch without a game, and a couple players decided to use that time to go back to where it all began.

Rookie running back Kareem Hunt, an alum of Willoughby South High School in Willoughby, Ohio, took a break from his record-breaking season to visit his old stomping grounds last weekend.

“It was awesome,” Hunt said. “I don’t even know how to explain it, there’s so much love there. It was just a good feeling to see all my coaches and fans, and just to see how much has changed.”

Hunt signed autographs, stuck around for the game and even provided some words of advice for the athletes.

“I was just telling them that it all starts with school,” Hunt said. They have to take care of business in the classroom. I told them that they’re not going to get anywhere if they’re not eligible or able to be out on the field. I wasn’t the best student, but I took it seriously enough to get by and get into college.”

The visit made a difference for the coaches and players at South Willoughby.

“It was just a remarkable night for everybody,” said Jim Mormino, the school’s Athletic Director. “The whole place brightened up. It’s just so great to watch a high school kid grow up into a nice young man that’s doing so well.

“We’re so excited and proud of him like you wouldn’t believe.”

Also visiting his roots last weekend was tight end Travis Kelce, who was in nearby Cleveland Heights, Ohio at Cleveland Heights High.

“It meant a lot to me and to the kids,” said Mac Stephens, the Head Coach at Cleveland Heights. “Travis has always boasted about his upbringing coming from Cleveland Heights, so it was a major deal for the kids to see him on our sideline on Friday night.”

It was a total surprise for the players, who had no idea that Kelce was planning on making an appearance.

“They’re still talking about his visit,” Stephens said. “We’ve had a tough season, but when we have an All-Pro tight end show up that actually played at the same school, I can’t even put into words how it made the kids feel.”

And for Stephens, it wasn’t much of a surprise at all.

“He’s just a great guy,” Stephens said. “I’ve never asked him for anything or pressured him to do anything for the program, he voluntarily does it on his own. Sometimes he gets a bad rep during the competition of the game, but I’ll tell you what, and I played in the NFL for a couple years and I know quite a few NFL players, and I don’t know if I’ve ever met a more down to Earth professional athlete than Travis Kelce.”

(Mitchell Schwartz)

Mitchell Schwartz now has NFL's longest consecutive snap streak

Adam Teicher
October 27, 2017
ESPN

KANSAS CITY, Mo. -- Mitchell Schwartz knows that as an NFL offensive lineman there's an element of luck in avoiding injury, major or minor, for 5 1/2 seasons. That has allowed the Kansas City Chiefs right tackle to be on the field for every one of his team's offensive snaps for his entire career.

For confirmation, all he needs to do is look to his left along the Chiefs' offensive line, where center Mitch Morse has missed the past five games and guard Laurent Duvernay-Tardif the past three because of injuries.

Schwartz is believed to have the NFL's longest active consecutive play streak, which is 5,536, according to ESPN Stats & Information. Schwartz inherited the honor when tackle Joe Thomas, his former teammate with the Cleveland Browns, was knocked out of last week's game with his streak at more than 10,000 snaps.

"As a lineman you pride yourself on being out there at all times," Schwartz said. "There's a lot of luck involved with that. Just the nature of football -- it's easy to get rolled up on and easy to get injured. I've been fortunate that hasn't happened."

Schwartz was in the starting lineup for his first game as a rookie with the Browns in 2012 and he hasn't been out of the game on offense since. He joined the Chiefs last season as a free agent.

The only thing resembling a close call came last season, when he missed the first couple of practices of the week before a midseason game against the Colts because of a sprained ankle.

He was listed as questionable for the game on the week's final injury report. But of course he answered the bell come game day.

"You always get dinged up and you have things happen, but there's never been a time where I was doubting I would be out there," Schwartz said. "Even in the middle of a game you get your bumps and bruises and 'Oh, that feels a little sore. I'm sure that will hurt more tomorrow than it does today.' But you just keep rolling."

There was a Thursday night game with the Browns in 2014 when his streak appeared in jeopardy. The Browns had a big lead late in the game when they sent a replacement out on the field.

"We were up pretty big and the line was on the field during a timeout," Schwartz said. "They sent [from the sideline] a lineman to the field and everybody was just kind of wondering what's going on. He was like [to Thomas], 'Joe, you're out.' Joe was like, 'Uh, no, that's not happening.'

"We played that series and went back to the bench. Our line coach was like, 'Mitch, do you want to come out?' I was like, 'No, I'll stay in.' That's really been the only time it's been close."

Schwartz said he hasn't told Chiefs coach Andy Reid or offensive line coach Andy Heck he would prefer to stay in the game no matter the situation. That's just understood, not because of his streak but because of the position he plays.

"You feel the responsibility to your teammates to be out there if you can," Schwartz said. "Obviously, if you can't, you don't want to put the team at risk or put yourself at risk. If you're out there at a substandard level and that affects the team, you wouldn't want to see that happen."

"There is an element of being smart about it if a situation does arise, but as a lineman you always feel like you really want to be out there."

(Harrison Butker)

Harrison Butker Kicks His Way Closer to History

Matt McMullen
October 31, 2017
Chiefs.com

Butker connected on all five of his field goal attempts on Monday night. Another week, another perfect night for rookie kicker Harrison Butker.

Butker connected on all five of his field goal attempts in Monday night's win over the Denver Broncos, including a 51-yarder, in a continuation of what's been a wild five weeks for the rookie out of Georgia Tech.

The 22-year-old placekicker was on the Carolina Panthers' practice squad not too long ago before signing with Kansas City prior to Week 4, and the first kick of his career sailed wide left.

Eighteen kicks later, he hasn't missed since.

"I'm just treating every kick like it's its own kick," Butker said. "I'm not putting too much pressure on myself. I'm just going out there, being smooth and relaxed and just putting the ball through."

That mindset has Butker on the brink of some history.

With eight games to play, Butker is just seven kicks shy of matching Cairo Santos (2014) and Ryan Succop (2009) for the most successful attempts by a rookie in team history.

In addition, his 18-kick streak already ranks fifth all-time in team history, four behind Succop (22 in 2011) and Pete Stoyanovich (1997) for the franchise record.

Impressive as it is, Butker isn't getting caught up in the hype.

"I'm not even thinking about the streak, I'm just treating every kick as its own," Butker said. "I have different cues in my head that help keep me calm out there and then I just go and make the kick."

Each of his kicks have mattered, too.

The Chiefs are 3-2 since plucking Butker away from Carolina, and his kicks have accounted for the difference in all three wins.

He nailed what was essentially the game-winning kick in his first career game against Washington, connected on all five field goal attempts in an eight-point victory over Houston and was perfect once again on Monday as the Chiefs won by 10.

Look even closer, and all three of those wins have been in primetime.

The life of a kicker is stressful enough without the added stress of hitting critical kicks with the nation watching, yet Butker has handled the pressure like a player in his fifth season, not his fifth game.

“I think we do a really good job in practice of treating every kick like a game,” Butker said. “It’s just the preparation, being consistent and treating every game like it’s the most important and last game I’ll play.”

If Butker keeps this up, that last game won’t be for quite a while.

(Harrison Butker)

Chiefs' Butker travels from practice squad to NFL weekly award winner

Blair Kerkhoff
November 1, 2017
KC Star

From a first impression standpoint, Harrison Butker's season is unfolding a bit like Kareem Hunt's.

On his first rushing attempt as an NFL player, Hunt fumbled.

On his first field-goal attempt as an NFL player, Butker missed.

Hunt hasn't fumbled since and now leads the league in rushing.

Butker hasn't missed a field goal since his first. His five field goals in the Chiefs' 29-19 victory over the Broncos on Monday give him 18 straight and earned him AFC special teams player of the week honors.

Andy Reid made the announcement in a team meeting Wednesday morning.

"It was a surprise to me," Butker said. "It's nice to get recognized, the whole operation, really."

That's true. Holder Dustin Colquitt and long snapper James Winchester and the rest of the Chiefs' placekicking unit have a piece of this. Butker finishes the job and is off to a remarkable start as a pro.

He's chasing the team record of 22 straight field goals set by Pete Stoyanovich spanning the 1997 and 1998 seasons, and bearing down on the team's record of 25 field goals by a rookie, set by the team's previous two kickers, Ryan Succop in 2009 and Cairo Santos in 2014.

Santos is the most accurate Chiefs kicker with at least 100 attempts, having made 84.8 percent, and he set a team record with seven field goals in a game two seasons ago.

But after re-injuring his groin in this season's third game, at the Los Angeles Chargers, Santos was waived and took an injury settlement. He's an injured free agent and can sign with any team when he gets healthy.

The Chiefs had worked with another kicker, Sam Ficken, during the preseason as Santos was dealing with the injury.

But when the call was made to replace Santos, it went to Butker, a rookie from Georgia Tech who had lost out on the starting job for the Carolina Panthers and was a member of that team's practice squad.

Butker, a seventh-round selection in April, was on the Chiefs' radar during the draft. General manager Brett Veach and special teams coach Dave Toub had him ranked as the draft's top kicker.

"They loved the kid," Reid said. "They saw a big kid with a strong leg and they felt like he had good accuracy and would fit in well. He's done all that, probably even more what they bragged on him about."

Not that the college-to-NFL jump isn't challenging enough, but Butker has been asked to perform in prime time in three of his five games. His two best efforts — he has twice gone 5 for 5 — came in evening games at Houston and against the Broncos.

This is all new territory for Butker. His best year at Georgia Tech came when he was a senior and made 15 of 17 field goals. He's already surpassed both marks with eight NFL games remaining. Additionally, 27 of his 35 kickoffs have been touchbacks.

"It does help having so many attempts in a game and multiple kicks every single game," Butker said. "It helps building up your confidence. Going into the next game I can look back at what I've done and that gives me confidence that I can do this."

As well as anybody in the NFL last week.

(Harrison Butker)

Harrison Butker Named AFC Special Teams Player of the Month

Matt McMullen
November 2, 2017
Chiefs.com

Butker connected on 18 field goals in October, the most by a rookie in a single month in NFL history

A day after winning AFC Special Teams Player of the Week honors for Week 8, rookie kicker Harrison Butker was recognized yet again on Thursday morning.

Butker was named the AFC Special Teams Player of the Month for October after connecting on a league-most 18 field goals since joining the Chiefs in Week 4 – the most made field goals in a single month by a rookie in NFL history.

He made at least two field goals in each of his five games last month and hit five field goals twice, becoming the first player in league history to connect on five or more field goals multiple times in his rookie season.

His performance already has him on the doorstep of a couple of team records.

The 22-year-old Butker made his NFL debut on Oct. 2 and missed his first career kick before drilling his next 18, moving him just four shy of matching the franchise record for consecutive made field goals.

He's also already just seven kicks shy of matching Cairo Santos (2014) and Ryan Succop (2009) for the most successful attempts by a rookie in team history with eight games to play.

They've all mattered, too, as Butker's kicks accounted for the difference in all three of Kansas City's wins last month.

Successful as he's been, Butker is keeping his focus on the task at hand – kicking it through the uprights every time he trots on the field.

"I'll look back and see how I did (at the end of the season), but right now I don't think there's any use in looking at the records and the stats," Butker said on Wednesday. "I'm just going to keep doing what I'm doing."

Butker will look to keep his streak going this Sunday as the Chiefs travel to Dallas to take on the Cowboys.

(Derrick Johnson)

Chiefs' Derrick Johnson is gaining confidence in surgically-repaired Achilles

Terez Paylor
November 4, 2017
KC Star

When Derrick Johnson turns on the film, he sees the progress in small doses.

“It’s being able to shoot a gap and not get hit because I’m a little bit faster,” said the Chiefs’ 34-year-old inside linebacker, who is still working his way back into form following the second Achilles tear of his career last December. “It’s inches here and there ... I feel like my movement has been better in the box, not that we’re stopping the run better. But my movement has been better.”

Johnson is so competitive that although he should be applauded for returning to full-contact practice only seven months after the injury, it is no consolation for the Chiefs’ all-time leader in tackles, someone who is clearly eager to get back to the daring, destructive and exciting force he was prior to the injury.

“It’s a different process — it’s tough,” Johnson said of his recovery. “It takes time, just because that (Achilles) tendon doesn’t have a lot of blood flow through there. I think I was stronger when I first went back to football the first time, just because I went through offseason training. I was out there through OTAs with the guys. This time I wasn’t. I had to sit down and still rehab, and come back in training camp.”

Remember, the first time Johnson tore his Achilles, which occurred in the Chiefs’ 2014 season opener, he had a full 11 months to prepare, and those four additional months made a huge difference when it came to allowing Johnson to fully trust the leg and train for speed. He also got more time to hone his on-field instincts and figure out what he could and couldn’t do long before the regular season began.

This time Johnson didn’t start practicing until training camp this year and has essentially been learning on the fly. Still, through eight games, he is third on the team in tackles with 41 and remains valued for, among other things, his football knowledge and cover ability.

“I think he’s been fine, you know? He’s played a lot of plays, man,” defensive coordinator Bob Sutton said. “I’m happy with what he’s done. He’s blessed with great instincts — he still does that.”

Sutton also appreciates Johnson's adaptability on the sideline. He's played so much football he understands exactly what adjustments Sutton and his staff wants to make on the fly, which allows him to essentially serve as another coach on the field.

"It's critical —you have to be able to adjust in a game," Sutton said. "You've got to be flexible, and he's seen enough things that none of that is really hard for him to do."

Still, there's no doubt Johnson wants to get back to the player he was in 2015, when he mounted a legitimate all-pro case by racking up a team-high 116 tackles — 38 more than the next closest player — often in dazzling form. It was nothing to see Johnson regularly abandon his gap, dart underneath oncoming linemen and chop down the legs of the surprised running back in the backfield. To borrow a professional wrestling parlance, it was his finishing move, of sorts, and few linebackers in the league were as daring, disruptive or fun to watch as the 6-foot-3, 242-pound Johnson was at his apex.

"Even though I want to be more like myself and get more daring, I still have to make educated guesses — or make the right decisions — at the same time," said Johnson, who said he has consciously made the decision to not be as daring this year. "It's like (you learn), here you can take a chance. But here? Can't do that."

Sutton, however, said the staff still trusts Johnson to take chances, and added that if Johnson isn't taking as many chances as he used to, that decision 100 percent lies with the player.

"We want guys to be where they're supposed to be, but it's hard to find instinctive guys that can do things," Sutton said. "Not everybody can, and not everybody's willing to do those things. Anytime you're a guy that plays like that, you've got to have a high percentage of success ratio. When the risk becomes greater than the reward, then you say 'Hey, you gotta reel it back in, man.' If you don't, that's where you get in trouble. Defense is about knowing where your help is at. Take calculated risks, not needless ones."

The good news is that Johnson sees progress. His old cat-like athleticism, he feels, is slowly coming back, and he believes he'll only get faster as he gains more trust in the surgically-repaired Achilles and continues to train over the course of the season.

Take the Chiefs' 31-30 loss to the Raiders on Oct. 19, for instance, when he flashed some of his old juice by reading quarterback Derek Carr's eyes and undercutting a short ball intended for a receiver, tipping it into the air.

"That's 7 or 8 yards," Johnson said of the ground he covered on the play. "I may not (have) trusted (the Achilles before), because I wasn't getting there. It doesn't hurt, it just, naturally, doesn't (move) as well. But is it getting there? Yeah, it's getting there."

The Chiefs could use a throwback performance from Johnson on Sunday, when he returns to his native Texas to face the Dallas Cowboys at 3:25 p.m. at AT&T Stadium.

With left tackle Tyron Smith, center Travis Frederick and right guard Zack Martin — three all-pro linemen in their primes — the Cowboys boast one of the league’s best units up front, not to mention one of the league’s most complete backs in Ezekiel Elliott, who can run over or around you in the Cowboys’ terrifyingly-effective zone-heavy running scheme.

According to Johnson, the Chiefs — who rank 28th in the league in rush defense (131.1 yards per game) — are aware of the emphasis that must be placed on bottling up the league’s second-best rush offense (150.6 yards per game). Johnson understands that he is a big part of that, just like he is every week.

“It’s one of those games where, if you want to have a chance to win, you’ve got to stop the run,” Johnson said. “We haven’t been too good in that area the last few weeks ... but we seem to still pull out the wins. But at some point, we have to bring those (rush) yards (allowed) down. Have to.”

(Wide Receivers)

Chiefs' Young Wide Receivers Are Growing Up Fast

Matt McMullen
November 10, 2017
Chiefs.com

The Chiefs have a young group of wide outs, but they're finding ways to impact the game

The Kansas City Chiefs have rolled out one of the better offenses in the NFL this season, riding it to a 6-3 record and a first-place standing in the AFC West entering the bye week.

The Chiefs have scored 27 or more points in six of their nine games, and though the unit has struggled at times of late, they still rank No. 5 in points (28.1) and No. 6 in yards per game (388.2) when compared to the rest of the league.

That success correlates with what's been the best season of quarterback Alex Smith's career.

Smith leads the league in passer rating (113.9) and yards per attempt (8.34), ranks second in passing yards (2,444) and third in passing touchdowns (18), and has posted a passer rating of at least 100.0 in seven of Kansas City's nine contests.

The 12-year veteran has simply been one of the best passers in the league, and while it certainly helps having an All-Pro tight end in Travis Kelce, his performance is also a testament to a young, but resilient, group of wide receivers.

"All the guys have done a tremendous job of understanding the offense and what we're asking them to do and going out and executing at a high level," said Wide Receivers Coach Greg Lewis. "They haven't blinked an eye. More opportunities came, and they've answered the call in what we've asked them to do."

That group – in order of receptions - consists of Tyreek Hill, Albert Wilson, Demarcus Robinson, Chris Conley, De'Anthony Thomas and Jehu Chesson.

None of those players have more than four years of experience in the league, and two of the group's older receivers – Chris Conley and Albert Wilson – have dealt with injuries this season.

Wilson has missed two games with a hamstring injury, and Conley was sidelined for the season in Week 5 with a ruptured Achilles tendon.

That leaves Hill, Robinson, Thomas and Chesson - a group that combines for just nine years of experience - but it's also a collection of players ripe with potential and that's already bearing results in a number of ways.

Hill's play speaks for itself, as he ranks seventh in the league with 617 yards through the air. That's already more than he had all of last season, and he's done it with just 40 catches, picking up over 15 yards per catch.

And Hill's ability on the field goes beyond the numbers, as he consistently seems to find ways to change the game in mind-bending fashion.

That was on full display last Sunday, when he maneuvered through a sea of Dallas Cowboys defenders for a 56-yard touchdown at the end of the first half.

It was already Hill's third reception of 50-plus yards this season, but it was only possible because of another young receiver's help.

"I'm always that guy trying to make the big play for the team, but Demarcus Robinson had a tremendous block on two guys," Hill said. "One guy blocked two guys, so hats off to him. Then I was able to use my speed and get in the end zone."

Robinson has shown flashes catching the ball this season, tallying 12 grabs for 133 yards, but where he's really been making an impact is with his blocking, as evidenced by his block on Hill's score.

"I'm excited about him," Lewis said. "It's something that we emphasize as a staff, and it's something that I as a coach emphasize to the group. We want to turn those 5-yard runs into 15 or 20-yard touchdown type runs. We take pride in going out and trying to cover guys up each and every play."

Another player making an impression in an unsung way is Chesson, who has excelled on special teams.

"Jehu has done a tremendous job of just immersing himself into this culture that we have here," Lewis said. "It's a big role playing special teams, and it's where you really learn how to play football. You have to play fast because there's a lot of stuff happening, and it sort of gets you ready to go in on offense, because you've felt the speed of the game. I'm excited about where he's at and he's going to continue to grow."

That leaves Thomas and Wilson, who stand as the veterans of this group as just fourth-year players, but a pair that's also shown signs of growth.

Thomas already has a career-high two touchdowns this season, and Wilson has made some huge plays when it's mattered most, such as his 37-yard catch that set up a game-winning field goal in the final minute in Week 4 against the Washington Redskins.

It's been a collective effort for the young core of receivers, and it's caught their quarterback's eye.

"We have a lot of youth, but it becomes infectious – the competition with each other," Smith said. "Everybody wants a piece, everybody wants to pitch in and everybody wants to make plays. Those guys aren't scared of anything. They get in the game ready to roll and they play fast, which is rare for a young group."

The Chiefs are counting on that growth to continue through the final seven weeks of the regular season, and hopefully a few more games after that.

"If I was playing, I would get away over the bye week – but they can do whatever they feel is necessary," Lewis said. "All I want them to do is to come back ready for the stretch run so we can do what we came here to do."

(Kareem Hunt)

For Chiefs' Kareem Hunt, giving back pays forward the help he received

Blair Kerkhoff
November 12, 2017
KC Star

On a day he might otherwise be fighting for extra yards, Chiefs running back Kareem Hunt was going the extra mile for kids.

The team's open week provided Hunt an opportunity to help youth football players buy equipment at Academy Sports and Outdoors in Overland Park on Sunday. He went from there to work a youth football camp.

"I just like having fun with the kids and being able to teach them some of the things I know and I went through as a kid, some things I wish I'd have known before," Hunt said. "A lot of people helped me out."

Those people contributed in shaping Hunt, off to a fast start as a rookie with a team-leading 800 rushing yards for a Chiefs team that stands 6-3 and leads the AFC West.

Although Hunt and the Chiefs' running game have been slowed over the last month, he remains a top candidate for rookie of the year honors, which may seem surprising for a third-round draft pick from Toledo. But not to a former coach who had a hand in helping prepare Hunt for this level.

"I remember his first carry in his first practice," said Louis Ayeni, an Iowa State assistant who was Hunt's primary recruiter and his running backs coach at Toledo. "An inside zone play. It was effortless, natural. You could just see this guy was special."

Hunt was outstanding at Toledo, finishing with 4,945 rushing yards and 44 touchdowns on the ground. He was a two-time All-Mid-American Conference selection.

Still, there were doubts. There were questions about his speed and his level of competition. But Hunt had dealt with skeptics throughout his playing days. In high school, he played linebacker and not running back early on. It took an injury for him to make the move.

But Ayeni was never unsure after seeing Hunt play. Toledo head coach Matt Campbell had sent him to the Cleveland area to check out a handful of running backs. Ayeni became enamored with Hunt for several reasons.

“I love that he played three sports,” Ayeni said. “He was great at track but only so-so in basketball.”

But even Hunt’s hoops days were important. Ayeni wanted to see how a star in other sports would handle not always being in the limelight.

“To see him not be the guy and be a great teammate and hard worker, that meant a lot,” Ayeni said. “He wasn’t the focal point but worked as hard as anyone out there.”

As Ayeni developed a recruiting relationship with Hunt, the young coach was concerned he’d have fierce competition. Then he became worried when other coaches didn’t seem interested.

“You’d be on the road and kind of take the pulse of everybody,” Ayeni said. “And I started hearing he wasn’t big enough or fast enough. Here was this guy as good as anybody I’d seen and I just came to the conclusion these other guys hadn’t done their homework.”

The recruiting picked up the end and Hunt received offers from Iowa, Pittsburgh and Minnesota, but he kept his word and signed with Toledo.

As a freshman, he hardly got on the field in five games. Toledo had an all-MAC back in David Fluellen. Finally, Ayeni decided to give Hunt more than a handful of snaps and played both backs against Navy. Fluellen rushed for 160 yards, Hunt had 127 and the Rockets won in double overtime.

An injury sidelined Fluellen late in the season and Hunt took over the position for good. One of Hunt’s better games that freshman season was a 186-yard effort against Buffalo and Khalil Mack.

Ayeni joined Iowa State’s staff after Hunt’s freshman season. Campbell was hired in Ames as the head coach two years later, and photographs of Hunt in action for the Chiefs and the Sports Illustrated cover of Hunt after setting the record of total yards in a NFL debut against the Patriots are around the Cyclones’ football office.

Suffice to say, Hunt is a favorite at Iowa State, and Ayeni and Hunt will talk after games.

“He’s one of those athletes who is doing what he was born to do, playing running back in the NFL,” Ayeni said. “His love for football and his passion to be the best at it makes him really special and we’re just on the cusp of it.”

(Alex Smith)

Alex Smith Nominated for Art Rooney Sportsmanship Award

Matt McMullen
November 14, 2017
Chiefs.com

The award recognizes those who exemplify outstanding sportsmanship on the field. Kansas City Chiefs' quarterback Alex Smith is in the midst of the best season of his career statistically, but his most recent recognition goes beyond the numbers.

Smith was named the Chiefs' nominee for the Art Rooney Sportsmanship Award on Tuesday, which identifies players who exemplify outstanding sportsmanship on the field.

The award, which was created in 2014 in honor of the late founding owner of the Pittsburgh Steelers, Art Rooney Sr., will be determined by a vote of current NFL players.

Eight finalists will be selected by a panel of former players from the NFL Legends Community and listed on the Pro Bowl ballot when players vote on Dec. 15.

Each team's players will then form a consensus vote for who they believe best demonstrates the qualities of sportsmanship, respect for the game and integrity in competition.

The winner, who will be announced the night before Super Bowl LII during the nationally televised NFL Honors show on Feb. 3 on NBC, will receive a \$25,000 donation from the NFL Foundation to a charity of his choice.

Past winners are running back Frank Gore (2016), defensive back Charles Woodson (2015) and wide receiver Larry Fitzgerald (2014). Smith looks to become the first Chief to bring home the award.

(Jehu Chesson)

Chiefs coach Andy Reid on rookie Jehu Chesson: ‘I love his toughness’

Terez Paylor
November 14, 2017
KC Star

Perhaps lost in the Chiefs’ aggressive draft-day dealings — which led to their long-awaited choice to take a quarterback in the first round for the first time since 1983 — was their decision to trade back into the fourth round and select Michigan receiver Jehu Chesson.

Chiefs brass loved Chesson’s size (6 feet 3, 203 pounds), jump-ball skills and athleticism; he was one of the best-tested at his position. They also loved his team-first attitude and willingness to do the dirty work. He served as a core special-teams player at Michigan and caught the Chiefs’ eye that way.

“I love his toughness — we knew coming out of Michigan that he was an aggressive player,” Chiefs coach Andy Reid said. “When you called a run, he was going to bury himself down in there and go get it. He was a tremendous special-teams player.”

Still, while the thought was that Chesson could be an immediate special-teams contributor — and he has indeed helped there, logging 31 percent of the snaps in that phase — his selection was always going to be a long-term play, at least offensively.

Much of that had to do with the complexity of Reid’s offense, which calls for receivers to regularly adjust their routes depending on defensive coverages. This means that one small mistake by a receiver — a misdiagnosed defensive coverage, for example — can lead to running the wrong route, which can blow up an entire play.

It’s why quarterback Alex Smith rarely throws to receivers he hasn’t built adequate trust with, and why most rookie receivers under Reid — including Chris Conley, Albert Wilson, Demarcus Robinson and even Tyreek Hill, all of whom comprise the Chiefs’ current corps — end up playing more in year two than they do in year one.

It’s also a big reason why it took Chesson until the Chiefs’ 28-17 loss to Dallas on Nov. 5 for him to log the first offensive snap of his career. Chesson recorded a catch for 10 yards in four snaps.

The good news is that Chesson, by all accounts, seems to be making tremendous progress.

“Again, it’s learning this system — he’s attacked that,” Reid said. “We’ve been able to get him in for a couple of snaps this past game, and he did OK — he’s making progress. It’s a tough position to learn that first year and have a complete handle on it, especially when you’ve had some guys that have played a little bit.”

Receivers coach Greg Lewis has found Chesson to be a willing student.

“He does what we ask him really well, and that’s understand what the offense is asking you to do on each and every play,” Lewis said. “He’s versatile enough to play all the positions we ask him, and he’s a physical presence when he gets out there. I’m excited to continue to see him out there.”

Chesson cited his comprehension of the game as the area in which he’s most improved in the last few months.

“Just seeing how the puzzle pieces fit together, how the different concepts benefit each other when guys are out there running routes and the little nuances to help get open,” Chesson explained. “Those things are what I’m picking up on the most, which is pretty nice because I want to be a student of the game.”

Chesson said trial and error in training camp helped him speed up the process.

“There’s where you can make (mistakes), right? Because you’re obviously in a new system learning, but it’s your job — you have to know what you’re doing,” Chesson said. “What also really helps is older guys coming in and mentoring you. It’s me being in the books and having great older leaders that are able to help me hone my craft and what I’m doing.”

Chesson’s development process has been sped up some by a handful of injuries at his position. Conley, a third-year pro, was emerging as a nice possession receiver before he suffered a season-ending Achilles tear in week 5 against Houston. That pushed second-year pro Demarcus Robinson — who also needed a year to learn Reid’s playbook — into the starting lineup, and Chesson into the No. 4 spot, which means he could be one more injury away from logging serious playing time.

That possibility does not worry Chesson, who explained he’d be ready for action by using a favorite saying of his coach at Michigan, Jim Harbaugh.

“I’ll say it like this — if you ever ask a commander in the Army how long he has to train his battalion, he’ll say — if I have two weeks, it takes two weeks and if I have two years, it takes two years,” Chesson said. “So that’s my thing right now. If I need to learn it by this Saturday, I’ll learn it by this Saturday.”

In the meantime, Chesson continues to take pride in his vertical skills while also working on his change-of-direction and burst in an effort to create more separation out of his breaks.

“Everybody on the league needs to work on that from a receiver standpoint because these cornerbacks are just so good,” Chesson said. “Being low, playing low, trying to get the DB to move and stop his feet, it takes leverage.”

Again, the Chiefs are already happy with Chesson’s special-teams contributions. Lewis said Chesson’s completely bought in to the culture — which coaches love — and that starts with his effort and hustle in the third phase of the game. “When you play special teams, you really learn how to play football because it’s like, kamikaze,” Lewis said. “A lot of things are going on and you’ve gotta play fast because there’s a lot of stuff happening, and it sorta gets you ready to go in offense or defense. You’ve been out there, you’ve felt the speed of the game, and Jehu has done a tremendous job.”

Lewis and the Chiefs are now looking forward to seeing him continue to grow as a player.

“I’m excited about where he’s at,” Lewis said. “He’s going to continue to grow.”

(Mitch Morse)

Chiefs center Mitch Morse molded, motivated by brother with special needs

Vahe Gregorian
November 23, 2017
KC Star

Mitch Morse was 4 years old, living what he calls a life of “rainbows and pizza” on the dark day that forever altered at least six lives in ways no one could ever imagine.

On April 1, 1996, an agency babysitter violently shook Morse’s 4-month-old brother, Robbie.

As Robbie was put in an ambulance, their mother, Catherine, called husband Kevin and told him she didn’t know if he would live.

Kevin immediately ran from his office three-fourths of a mile or so to Brackenridge Hospital to meet the ambulance.

When he saw Robbie, he thought he was dead.

Mitch remembers being in the room, unable to see his baby brother covered in wires connected to sensors.

In those desperate moments, there was no time or room for asking why ... or for anger.

“When you’re praying for your child to live,” Catherine Morse said, “you can’t simultaneously be filled with hatred or vindictiveness.”

To the Morses, it was a miracle that Robbie survived with brain injuries from suffering a bilateral subdural hematoma.

“There’s no word,” Mitch Morse, now the Chiefs’ center, said, “to describe all the symptoms.”

But so many others that might have come with it.

He wasn’t blind, after all, and he can walk (with some difficulty). Even as he remains essentially non-verbal, he can convey love with his smile and otherwise communicate with squeals, groans and hand gestures.

To an outsider, there's also a miracle in the way the Morses responded with infinite compassion and perspective.

All with the help of a caretaker seeking new purpose in life after suffering third-degree burns over 80 percent of her body in a gas explosion.

"Ain't that a Cinderella story?" said the caretaker, Mia Spiller, who is more aptly known as a second mother to Mitch and Robbie.

It's also a revelation to see the impact this had on Mitch Morse, whose NFL career has helped the family be able to better provide for Robbie by enabling it to buy a house for him to live in with Mia.

Mitch was born a generous soul, no doubt, the sort of boy who as a kindergartner ran outside at recess to gently bring in the girl with Down syndrome who strayed.

But he became all the more that way through what his father calls "a privilege and a responsibility" that marked his childhood.

One in which he'd have occasion to rub his brother's feet ... or put him on a toilet ... or tickle the back of his neck ... or simply physically carry him from place to place when he was in his "Gandhi phase" and unwilling to move.

"I have soft spots," said Morse, who believes he became more aware, patient and empathetic because of Robbie and added, "I don't think I would be quite the person I am today ... without that tragedy happening to my brother.

"People say it's a cross to bear, but he hasn't been a burden at all. He's been a blessing."

One that speaks to his role as a Chief.

When he played tackle football for the first time as a ninth-grader, he was a cement-footed receiver with "OK hands."

The next year at St. Michael's, he was going to be a JV quarterback but recognized he wouldn't play much.

So he asked to be moved anywhere he could get on the field and a coach said, presto, you're an offensive lineman.

"No one grows up wanting to be an offensive lineman," he said.

More seriously, Morse knows there is plenty to the job, including the camaraderie in being part of something bigger than himself — and something that suits him in a way no other position really could.

“It’s kind of weird and cliché, but as an offensive lineman, you’re the protector of the quarterback, right?” said Morse, who finds himself laboring through the aches and dangers of football motivated by his brother’s future financial security.

Perfect for a young man whose vocabulary long ago became dominated by terms like, “Can I do this for you?” and whose mindset always was trying to be part of the solution.

“Isn’t that the aesthetic of an offensive lineman? Isn’t that the ethos of kind of what you look for when you want to have somebody doing the thankless job?” said Kevin Morse, a retired attorney. “He’s been doing the thankless jobs in this family for 21 years.”

That started, though, with the remarkable example of his parents, people we could all learn from.

Even as they “descended into a little bit of a nightmare,” as Catherine Morse put it, they somehow gravitated to a mindset of mercy that helped them not just survive but thrive since.

The woman who injured Robbie was about 20 at the time, and Kevin Morse said they were content to know she had entered into a plea arrangement in which she received no jail time.

Because they’re sure she was traumatized, too.

And they wanted her to have a chance to heal.

“What a horrible thing to go through life knowing you did,” Catherine Morris said. “And she didn’t mean to. She just lost control of herself.”

Moreover, the Morses speak with conviction when they say despite their deep pain they found broader meaning in what happened.

Excruciating as this was, it’s also been enlightening and life-affirming.

Kevin Morse will tell you he never felt anger — something he acknowledges seems “bizarre” — and says “had it not happened, I don’t know where I’d be now” in terms of being grounded about life.

Catherine Morse, general counsel for Samsung Austin Semiconductor, thinks about what she learned as she leaned on various readings by such authors as Richard Rohr, a Roman Catholic priest and inspirational speaker.

“A lot of people go through life feeling they’re cursed by misfortune and illness and bad luck and everything,” she said. “But in truth, if you don’t ... experience suffering and you

just go through life from one success to the next, then you really can't live in solidarity with anyone else who suffers.

"And you know very little about your soul."

She added, "So there is a gift aspect to the idea that you can only know joy after you've known suffering, you know? And I think there is a redemptive aspect of suffering."

Mia Spiller, now 52, was in a coma for weeks after the explosion in Galveston in 1998.

When she recovered months later, she said, the state rehabilitation association sent her to Austin to become a certified nurse's aide.

Her then-husband worked for a relative of the Morses.

That led to her meeting Robbie when he was 3 — and working with him for 18 years before Robbie moved in with her a year ago when he turned 21 in a house the Morses bought.

The Morses marvel at the "care team" they've had over the years, including the pediatric neurologist who has been treating Robbie for nearly two decades and will do so as long as they want him to.

But Mia's connection to Robbie is something on a tier of its own.

"Robbie and my story go hand in hand," she said, noting how many people had helped her get back on her feet. "When I met Robbie, I felt like just like other people gave me a chance, he needed a chance. ...

"They didn't want help back. They wanted me to pass it on."

Today, she added, "I love him more than I love my own children."

At first, Robbie didn't like her.

He was so dependent on his parents and so demonstrative, he would beat at windows when they'd leave for work.

Not long after she began caring for him, Mia said, she wrestled Robbie down and sat on him and said, "I'll never hurt you. I'll take care of you."

Soon, he loosened up and calmed down ... and trusted her as they'd spend 80 hours a week together and she became what Mitch calls the "rock" of the family with their own "special lingo."

Which shows up even when he lapses into unpredictable behavior — like waking up in the middle of the night and screaming and turning on all the lights.

“When he’s mad at me, hits me or something, 10 minutes later he’s going to come kiss me on my forehead and say I’m sorry,” Mia said. “In the morning, when I give him a bath after his rough night, he reaches his forehead over and says ‘kiss me, thank you.’”

With Robbie sitting in a chair across the room as she spoke, Mia said, “Come give me a little sugar.”

Beaming, Robbie ambled over and smooched her forehead.

“I love you too much,” said Mia, whose eyes teared up repeatedly as she spoke.

Robbie’s innocent needs are simple and typically immediate: eat (about eight times a day even though he bears only about 130 pounds on a 5-10 frame), be cleaned up, go to the restroom ...

And listen to classical music.

“I have no other choice but (that) we jam off of Mozart (and) Beethoven,” she said. “It relaxes him. It soothes him.”

Football, meanwhile, does nothing for him.

When the Chiefs can be seen on TV, Mia usually dresses Robbie in a Chiefs T-shirt and tries to get him to watch.

“And I say, ‘This is Mitch,’” she says. “And he looks at him, and then he says bye-bye and goes on off about his business.”

When Mitch left for the University of Missouri in 2010, things began to change from the days he wheeled Robbie around the galaxy of kids on Tallowood Drive — a tightknit street where some neighbors had cabinets of food just for the voracious future NFL player.

“He was like everyone’s disabled brother,” he said. “Everyone had Robbie’s best interests in mind, and Robbie was comfortable with everyone. That was really cool.”

Now, Mitch only is able to get home a few times a year amid the career that he hopes can continue to make a difference in the care Robbie receives.

He felt some of the distance of that when he saw Robbie for the first time in months during a visit to his school amid the Chiefs’ bye week.

Reunited in Robbie's classroom at the Rosedale School for children with severe special needs, a place of love and caring the Morses have considered crucial in Robbie's life, Mitch found it hard at first to connect with Robbie.

"I don't feel estranged from him, but it definitely takes its toll," said Mitch, noting he was breaking the routine — and that anything breaking Robbie's routine is a sin.

Just the same, Robbie smiled as Mitch pulled off his Chiefs' ski hat and caressed his face and envied Robbie's hair and thinner frame.

And they still connect in ways no one else could appreciate, ways that the adoring Mitch says can't be defined by one sensory description but rather a combination of them.

Still, one expression resonates more than others — a smile that makes Mitch melt.

"It's worth doing everything to get one of those, and you feel truly connected," Mitch said. "Because it's so pure."

So mostly Mitch tries to treat him like any "another dude."

On this day, it's by teasing that blue-clad Robbie is becoming invisible as he blends into a blue beanbag chair or breaking into "When The Saints Come Marching In" as Robbie comes down the hall.

"And here he comes ..." yells Mitch, who constantly is singing. " 'Oh, when the Saints ..."

Meanwhile, the ties will forever bind.

As his parents and Mia inevitably will face their own health and mortality issues, Mitch will become fully responsible for Robbie — whose impending graduation from Rosedale will present a new challenge for all as they work to establish a day-habilitation center for Robbie and those with similar needs.

That bond is why when Mitch asked former Mizzou volleyball player Catie Wilson to marry him, he made it a point to say "part of me is my brother" — something she understood and embraced.

That's forever in a different way because of a dark day anybody would change if they could ... but one that also galvanized the best of humanity from so many.

"My life is still filled with rainbows and pizza," Mitch said, smiling, "but it's different."

(Darrelle Revis)

Darrelle Revis' first day as a Chief includes a playful welcome

Terez Paylor
November 23, 2017
KC Star

Darrelle Revis' first day as a Chief included at least one playful moment.

To hear safety Ron Parker tell it, when the players went through their defensive meetings Thursday morning, Revis was sitting when one of his teammates yelled "We got a new guy in the room!"

"Everybody was waiting for him to stand up, and he was like 'Okay, y'all know who I am,'" Parker said with a laugh. "Everybody was like 'Naw, get up and say who you are.'"

So Revis went ahead and did that, getting the seven-time Pro Bowler's tenure with the Chiefs off to a nice start after signing late Wednesday afternoon.

"It started off loose," safety Eric Murray said. "I think he knows we're a loose team now. He kind of got the vibe of everybody. It was pretty good."

Parker said he could see Revis, 32, take to his new surroundings as the day went on.

"He just loosened up and was himself, ready to get to work and figure this thing out," Parker said. "It was funny; you can tell the chemistry and everything is going to be there. It's all about having fun, and adding another guy like that to the group, I think it's going to be fun."

The Chiefs signed Revis, who spoke to the media on Wednesday, to an incentive-laden two-year deal for the veterans' minimum this year and a \$10 million option for 2018 that becomes guaranteed if he is on the roster for the start of the 2018 league year, according to NFL Network.

That means the Chiefs can cut him before that point — which begins at 3 p.m. on March 14 — and be off the hook for that money, essentially making this a low-risk, high-upside proposition, especially if Revis is indeed in better shape than he was last year, when he struggled with the Jets.

Chiefs coach Andy Reid said Revis — who now weighs 208 pounds, only three pounds off his prime weight and "way" less than he weighed a year ago, he admitted — looks good physically, and didn't rule out Revis suiting up in the Chiefs' home game against the Buffalo Bills on Sunday.

Whether Revis plays or not remains up in the air, of course, but the 30-year-old Parker — who appears to be assuming a more vocal leadership role in the secondary after the season-ending injury to Eric Berry — is excited about what Revis' addition could mean to the league's 28th-ranked pass defense.

"This could mean something big, man," Parker said. "Anytime you add another veteran to the group who knows the game, it's a good thing. He can teach us something that we don't know. And I know for somebody like me, it might be some stuff I can teach him that he's doesn't know. So it works both ways. It's good to have somebody out there who knows the game, who knows what's going on. It just adds help."

Parker has also gone out of way to encourage the young corners on the roster whose playing time could be threatened by Revis' addition. Aside from star cornerback Marcus Peters, the other corner spots have been a rotating cast of characters due to injuries and inconsistency.

But Parker's message to those corners — Steven Nelson, Phillip Gaines, Kenneth Acker and Terrance Mitchell — is to remain resilient. Parker, who was released eight times before finding a permanent home with the Chiefs in 2013, knows the importance of that all too well.

"I want them to keep their head up and keep playing football," Parker said. "Another opportunity will come around, and when they get their opportunity, I want them to take advantage of it full-time."

That message doubly applies to fourth-year cornerback Gaines, who was victimized in zero coverage for a big gain in overtime that set up the New York Giants' game-winning field goal in the Chiefs' 12-9 loss on Sunday.

"I want people to know that he played a great game," Parker said. "It came down to one play, and that's all everybody saw — that one last play. But you couldn't say anything else up until that one play."

At the same time, Parker reiterated that it's good to add another high-IQ player like Revis to the secondary, and he's not the only one who thinks that.

"Aw man, it's great," said Mitchell, 25. "As a young corner in the game coming up with dreams and ambitions of being a top cornerback, he was one of the guys that, you know, I used to look up to. Him being here, it's like a dream or something. It's crazy."

Mitchell was being genuine about this, too. In the locker room Thursday, he went up to Revis and asked him a question on press technique, physically mimicking the steps as Revis offered advice.

“Man, I’m trying to be a sponge,” Mitchell said. “That’s Revis Island. So I’m trying to get on ideas on how I can start forming me an island. Watching him and being in the same room with him, it’s cool.”

Murray, a young defensive back himself at 23, agreed.

“Just another brain in here with more wisdom,” Murray said. “I feel like we’re all pretty young ... we can all take something from him.”

That doesn’t just apply to the defensive backs. Second-year inside linebacker Reggie Ragland had confidence in the corners they already had, but like Murray, Mitchell and Parker, he thinks adding a future Hall of Famer like Revis certainly won’t hurt.

“If anything man, it brings experience,” he said. “He’s got the knowledge of the game that can help everybody out in that secondary, regardless. He’s even got knowledge of being around good linebackers. That’s a lot of knowledge right there.”

(Reggie Ragland)

Reggie Ragland's Story Goes Well Below the Surface

BJ Kissel
November 24, 2017
Chiefs.com

The story behind his jersey number, lessons learned from his father, and why he keeps paying it forward

As is the case with anyone you meet in life, there's always more to the story than what's displayed on the surface.

There's always a trail of experiences and memories that shape who that person has become, and how they got to that point.

In the case of Kansas City Chiefs' linebacker [Reggie Ragland](#), who came over in a trade with the Buffalo Bills before the season began, the story is much deeper than what many know for a guy whose life—as is the case with all professional athletes—is very public.

Most people are aware of Ragland's athletic accomplishments. He was named the SEC Defensive Player of the Year at Alabama in 2015—the same year they won a national championship, and he was named a unanimous first-team All-American.

The guy can play football. He's well known. He's good.

But some might not know that he returned to Alabama for his senior year because he promised his mother he'd get a degree, which Ragland accomplished as he graduated with a degree in Consumer Affairs. He was also a finalist for the Senior CLASS Award, which honors student-athletes who make a difference on and off the field.

Furthermore, Ragland was a part of Alabama's leadership council and dedicated more than 50 hours of his time to community service—visiting hospitals, churches, and schools.

And he also returned that year because he had to leave the last game of his junior season with a concussion, and he didn't want that to be the last memory he had of playing in college.

But even before all of that, the experiences he went through shaped and developed him into the person who would pour everything into accomplishing those things.

“The year before my dad suffered a stroke, I found out my mom was diabetic,” Ragland explained of his sophomore year at Alabama. “So, that was a tough year for me.”

Within almost a calendar year, the two most influential people in his life were going through some serious medical issues.

But that wasn't all that happened. In fact, it was from it.

"My first couple years were pretty tough at Alabama," Ragland explained. "My first year a very close friend of mine ended up dying in a car wreck, and that was the day of the LSU game, and then the day before the Tennessee game my sophomore year, my best friend also died in a car accident."

This was all around the same time that both his mom and dad were also having their struggles, and Ragland wasn't a star right away at Alabama. It's not as if he was "the guy" when he was going through all of these things. He was fighting his way for a spot among the most talented defensive players in the country.

"I had a lot of motivation because those two guys I grew up with, they always motivated me and pushed me, especially my best friend Dez, my best friend who I played with at Bob Jones (High School)," Ragland explained. "He always made sure I was good. That's why I changed my number from 18 to 19 because he wore number 9 in high school, and my thinking is if I get a "9" in my number—he's always going to be there with me. That's why I wear No. 59 with the Chiefs.

"I've got a lot reasons for why I do what I do."

Again, there's more than what's on the surface.

Away from the football field, the Kansas City community has also benefitted from Ragland joining the organization. He's attended multiple community events, which are important to him and something he seeks out and wants to do, just as was the case for him in college.

"Being in the position I'm in if I can go out there and give people hope and just give them a smile for 10-15 minutes that day and let them forget their troubles, it makes it all worth it for me because growing up I didn't have it all," Ragland explained. "My parents did what they could. Growing up as a kid, my dad would go out and paint all day, cut grass all day, just do a lot of house stuff. He used to take me out there with him, and he was like, 'Man, do you want to do this type of work or do you want to be able to do what you want to do?'"

Ragland, who credits his mother for his work ethic in school and everyday values, eventually found what he wanted to do. He found football—becoming a standout at Bob Jones High School in Madison, Alabama.

That's where his football journey began.

And after suffering a knee injury before last season, which cost him his entire rookie year—the Bills, who had selected him with a second-round pick two years ago, traded him to the Chiefs, where his journey now continues.

“He came right in the midst of the whole thing, so you have no real foundation, no background in the system,” Chiefs’ defensive coordinator Bob Sutton explained of Ragland joining the team at the end of the preseason. “He was also coming off the injury, so there was a lot going on when he got here, and I think credit goes to him and (linebackers coach) Gary Gibbs and (assistant linebackers coach) Mark DeLeone, who worked with him on the side outside of practice time, to bring him along.

“And [Ragland] did a great job investing in that,” Sutton added. “When it started, we had no idea when he’d be ready.”

Ragland didn’t see any action for the Chiefs’ defense for the first three games but has steadily seen an increase in playing time over the past few weeks—leading to a career-high of 47 snaps played last week against the Giants.

“They welcomed me with open arms,” Ragland explained of his teammates. “My thing is I just have to go out there and produce and make sure those guys trust me enough to be there on that field. And right now, they are demanding me to do more, especially Justin Houston, who is being very vocal, so I’ve got no choice but to get it done.”

“Reggie talks a lot,” veteran Derrick Johnson laughed. “He does ask a lot of questions, which is great. He wants to know where to be and he wants to move fast on the field. He’s getting it down. He’s really getting it down.”

“If I’m not doing my job, I want someone to tell me,” Ragland said of his propensity to talk and ask questions. “It’s all about the team because we’re 11 guys. We’ve got to be together like a fist. I want to understand what’s going on because uncertainty can kill us all. But when we all know what’s going on as a group and we’re certain about everything, we’re set up to eat, especially defense-wise.

“If we go out there and call out the formation before they do and know it’s one of those two plays—we’re doing a good job as a defense. They can’t win if they don’t score.”

After putting together his game as a professional last week against the New York Giants—leading the Chiefs with nine tackles and helping hold the Giants’ running game to just 3.5 yards per carry, the next challenge for Ragland is to do it on Sunday against his former team—the Bills.

Despite what could be understood as a natural motivation to face the team that traded him away, Ragland isn’t holding any grudges.

“Me and (Bills’ running back) Mike Tolbert talked last night—that’s my guy,” Ragland smiled. “We’re always talking junk, friendly, but we know how it’s going to be this week.

For the most part man, all those guys, I got nothing but love for those guys over there. Preston [Brown], Ryan Davis, Shaq Lawson, everybody. I've got no blood for those guys. It's business."

With everything he's already been through up to this point in his life, the joining of a new organization to continue living out his dream of playing professional football wasn't that difficult.

After all, it's what's below the surface that really matters.

(Darrelle Revis)

Chiefs CB Darrelle Revis: "My role is to help win"

BJ Kissel
November 23, 2017
Chiefs.com

The Chiefs' newest defensive addition has a reputation for making plays
The Kansas City Chiefs added a future Hall of Fame cornerback to their roster
Wednesday afternoon by signing former New York Jets' playmaker Darrelle Revis.

Revis—the seven-time Pro Bowler and four-time first-team All-Pro—hasn't yet played
this year after spending all of last season with the Jets. He's just 32 years old.

"You're talking about one of the all-time great players at that position," Chiefs coach
Andy Reid said Wednesday afternoon of Revis, who is entering his 11th year in the
league. "It's just a matter of getting him back into the swing of things."

The Jets selected Revis with the No. 14 overall pick in the first round of the 2007 NFL
Draft out of the University of Pittsburgh. He would spend the first six years of his career
(2007-12) there before heading off to the Tampa Bay Buccaneers (2013) and New
England Patriots (2014) before once again joining the Jets for the last two seasons
(2015-16).

In his career, Revis has tallied 29 interceptions, 137 passes defended, nine tackles for
loss and six forced fumbles. And according to Pro Football Focus, he's graded as a top
three cornerback in five of his 10 NFL seasons.

"Very intelligent, very instinctive," Reid added. "We're excited to have him here."

The Chiefs are hoping Revis—a name around football that's become synonymous with
"playmaker" over the years—can step in and make an impact for a defense that's had
its ups and downs this season.

"I would think his role would be to step in and be a starter," Reid explained of Revis' role
this year. "That's how I would like it."

Despite the excitement and possibilities, there was no timetable given for how long it'll
be before we actually see Revis on the field in a game.

"There's no hurry," Reid added. "He's a veteran guy, he looks like he's in good shape.
Let's just see where he's at."

Looking ahead, the Chiefs host the Bills Sunday afternoon at Arrowhead Stadium, and
when asked, Reid didn't necessarily rule out Revis potentially playing in that game.

“He knows the system,” Reid noted. “That’s the only reason why I wouldn’t (rule it out). But I’ve got to see where we’re at here. We’re not going to rush him into anything.”

Revis knows the system and can acclimate himself quickly because of his familiarity with Chiefs’ defensive coordinator Bob Sutton, who held the same position with the Jets when Revis first came into the league. They spent six years together in New York, and during that time, Revis earned three of the four All-Pro honors of his career (2009-11).

“[Sutton] has been very vital in my success,” Revis explained to the local Kansas City media Wednesday afternoon. “He helped me grow as a football player. He helped me grow as a man. Actually, teaming back up with him and loving what he does as a defensive coordinator was a no-brainer. I think that is why one of the reasons I wanted to come play with the Chiefs.”

The opportunity to join Reid was exciting for Revis as well.

"I am a big fan of Andy Reid," Revis noted. "I still haven't been able to pick off one of his quarterback's passes, but now I am actually teaming up alongside of him. This phase right here for me, the veteran I am is to pick Andy Reid's brain. Being around him and seeing his football IQ, that is the type of thing I would like to be around. Football is a tricky game. You can't come into a game and this game specifically and think you know it. It is all about growing and improving.

"Where I am at now, to be alongside an established coach as Andy Reid, it made sense in my career."

Revis, who spoke with multiple teams this year before joining the Chiefs, said he spent the last eight-to-nine months just taking care of his body and waiting for the right time to get back into the league. He also said he spent a lot of time watching the Chiefs because of his familiarity with Sutton, and also because of his discussions with the team that go back to before the season began.

“It’s just exciting to have this opportunity to return back to football,” Revis noted. “I think the reason for me returning is the fire I have—the fuel I have to continue to play this game at a high level.

“My role is to help win.”

The Chiefs have been doing plenty of winning as they currently sit at 6-4 and have a two-game lead in the AFC West division.

And Revis, who carries a 7-2 career playoff record with him, was welcomed with open arms by the other veterans and leaders in the Chiefs’ locker room.

“I had a chance to talk to some of the guys before [Revis] even got into the building— just to give them a heads up,” Reid explained. “Obviously, some of these guys know him from either Pro Bowls or wherever being in the league awhile. I think they’re excited to have him. He has a reputation of being a good guy. Hard worker and a good guy. Players are good with that. They appreciate that.”

One of the players Revis will be spending quite a bit of time with is third-year All-Pro cornerback Marcus Peters, who has more interceptions (17) than anyone else in the league over the past three seasons.

It’s one of the best to ever do it teaming up with one of the best doing it right now.

“I love the way he plays,” Revis explained of Peters, his new teammate. “He has taken the league by storm. I’m excited about wha