



# BALTIMORE RAVENS PRESS RELEASE

UNDER ARMOUR PERFORMANCE CENTER | 1 WINNING DRIVE | OWINGS MILLS, MD 21117  
PH: 410-701-4000 | BALTIMORERAVENS.COM | TWITTER: @RAVENS

TWO-TIME WORLD CHAMPIONS: SUPER BOWL XXXV (2000) & SUPER BOWL XLVII (2012)



## DETROIT LIONS vs. BALTIMORE RAVENS



(6-5)

WEEK 13 – SUNDAY, DEC. 3, 2017

(6-5)

1 P.M. ET – M&T BANK STADIUM (71,008)

### JUST THE FACTS

• The Baltimore Ravens (6-5), winners of two-straight games, and the Detroit Lions (6-5) square off at M&T Bank Stadium on Sunday, Dec. 3. Kickoff for this AFC-NFC tilt is set for 1 p.m. in a contest that marks Baltimore's sixth home game of the season (3-2 record). The Ravens currently hold the sixth seed in the AFC playoff race.

• The Ravens lead the all-time series, producing a 3-1 mark vs. Detroit. Under head coach **John Harbaugh**, Baltimore is 2-0, last winning a thrilling 18-16 battle at Ford Field in 2013. In that game, with :38 seconds remaining, **K Justin Tucker** nailed a franchise-record 61-yard FG to secure a Baltimore victory on Monday Night Football.

• Last Monday night, Baltimore upended the Houston Texans, 23-16, behind another strong performance from the defense. **OLB Terrell Suggs** tallied 2 sacks and a clutch FF (recovered by **DT Willie Henry**) late in the fourth quarter, while **S Tony Jefferson** and **DB/LB Anthony Levine Sr.** registered INTs, adding to Baltimore's NFL-best 18 picks this season. The Texans were limited to a season-low 66 rushing yards, while Baltimore posted 139 rushing yards, with **RB Alex Collins** totaling a game-high 60 yards and 1 TD.

• In their 22nd year of existence, the Ravens have earned a playoff berth in six of the past nine full seasons. Since head coach **John Harbaugh's** arrival in 2008, Baltimore has posted the NFL's fourth-most total victories (101), won the league's second-most playoff games (10), advanced to an impressive three AFC Championship contests, and in 2012, captured the World Championship in SB XLVII.

### WEEKLY SCHEDULE

**Wed. Nov. 29:** 1 p.m. .... Coach Harbaugh & Players at Podium  
2:25 p.m. .... Practice / Media Viewing  
4:15 p.m. .... Open Locker Room

**Thur. Nov. 30:** 1 p.m. .... Three Coordinators at Podium  
2:25 p.m. .... Practice / Media Viewing  
4:15 p.m. .... Open Locker Room

**Fri. Dec. 1:** 11:15 a.m. .... Practice / Media Viewing  
12:45 p.m. .... Coach Harbaugh & Open Locker Room

### WEDNESDAY CONFERENCE CALLS

**Lions:** Player TBD at 11:40 a.m. ET & Jim Caldwell at 12 p.m. ET  
**Ravens:** Joe Flacco at 1 p.m. ET & John Harbaugh at 1:15 p.m. ET

### CALLING THE ACTION

**Television:** FOX / WBFF 45 (Baltimore)

- Thom Brennaman (play-by-play) - Chris Spielman (analyst)  
- Peter Schrager (sideline) - Greg Scoppettone (director)  
- Mark Teitelman (producer)

**National Radio:** Sports USA Radio

- Josh Appel (play-by-play) - Hank Bauer (analyst)

**Local Radio:** WBAL (1090 AM) & 98Rock (97.9 FM)

- Gerry Sandusky (PBP) - Stan White / Justin Forsett (analysts)

### COACH HARBAUGH SAYS

**JOHN HARBAUGH ON IF THE DEFENSE HAS DEVELOPED A CLOSING MENTALITY:**

"I think our defense wants the game in its hands. That's the mentality of those guys. It's not easy, and there are a lot of [great] players out there. Our defense has a lot of confidence and swagger. They want to get it done, and they believe in themselves. They work hard, and they have a chance to be really good."

### INJURY UPDATE


Starters on Injured Reserve include Pro Bowl RG **Marshal Yanda** (ankle), LG **Alex Lewis** (shoulder), DE **Brent Urban** (foot) and CB **Tavon Young** (knee). The Ravens have used both of their Injured Reserve - Designated for Return allowances, activating RB **Danny Woodhead** and CB **Maurice Canady**. In the victory over Houston on Monday, no Ravens left the game due to injury and did not return.

### NOTE THE QUOTE

**ERIC WEDDLE ON WHERE TERRELL SUGGS, WHO OWNS 9.5 SACKS THIS SEASON, RANKS WITH RAVENS LEGENDS ED REED & RAY LEWIS:**

"He's right even with both those guys. To play that long with this organization and the things he's accomplished, and doing it at such a high level for so many years, is very rare. He'll be on the Mount Rushmore for the Ravens, and rightfully so. He's earned it — and he still has a lot left in the tank."

### WHAT'S GOING ON?



**ERIC WEDDLE**  
- 4 INTS -

**NFL TAKEAWAY RANKINGS**

**+11**  
Turnover Ratio  
No. 1

**18**  
Interceptions  
No. 1

**26**  
Total Takeaways  
No. 1

**84**  
Points Off Takeaways  
No. 3

**RAVENS TAKE IT AWAY**



# 2017 RAVENS INFORMATION

## 2017 SCHEDULE & RESULTS (6-5)

Date	Opponent	Result/Time
Sun. Sept. 10	at Cincinnati Bengals	W 20-0
Sun. Sept. 17	CLEVELAND BROWNS	W 24-10
Sun. Sept. 24	at Jacksonville Jaguars	L 7-44
Sun. Oct. 1	PITTSBURGH STEELERS	L 9-26
Sun. Oct. 8	at Oakland Raiders	W 30-17
Sun. Oct. 15	CHICAGO BEARS	L 24-27 (OT)
Sun. Oct. 22	at Minnesota Vikings	L 16-24
Thurs. Oct. 26	MIAMI DOLPHINS	W 40-0
Sun. Nov. 5	at Tennessee Titans	L 20-23
Sun. Nov. 12	BYE	
Sun. Nov. 19	at Green Bay Packers	W 23-0
Mon. Nov. 27	HOUSTON TEXANS	W 23-16
Sun. Dec. 3	DETROIT LIONS	1:00 p.m.
Sun. Dec. 10	at Pittsburgh Steelers	8:30 p.m. (NBC)
Sun. Dec. 17*	at Cleveland Browns	1:00 p.m.
Sat. Dec. 23	INDIANAPOLIS COLTS	4:30 p.m. (NFLN)
Sun. Dec. 31*	CINCINNATI BENGALS	1:00 p.m.

\*Flexible Scheduling Games    Home Games in CAPS    All Times Eastern

## SPOTLIGHT: P SAM KOCH



**Ht:** 6-1    **Wt:** 222    **Exp. (NFL/Ravens):** 12/12  
**College:** Nebraska    **Hometown:** Seward, NE

**Having been in Baltimore 12 years, how has the organization changed?** "I feel like for the most part, it has stayed the same, just because of the types of people this organization brings in. The organization always brings in such a good group of people with free agents and draft picks that really correlate well with the rest of the team, whether it be in the locker room or the way they play. They all have the same goal in mind, they are all great men, and we all bond very well together."

**As the two players who have been here the longest, what is your relationship with Terrell Suggs?** "We have a complicated relationship, but it is a good one. It is one of those things where Friday he steals my jersey, and he wears that as well as random articles of clothing throughout the week. I usually have to go somewhere random to find my own gear. But, it has been a great 12 years to be with such a dedicated and legendary guy like 'Sizz.' He keeps it entertaining."

**Who would your ultimate golfing foursome be?** "I'd say, me, Joe Montana, Will Ferrell and Dave Kindig from 'Kindig-It Design.'"

**What is the last book you read?** "Well, currently I'm reading 'Shoe Dog' by Phil Knight. I'm about three quarters of the way through, and it is incredible."

**When did you realize you had a future in punting?** "Ever since I started playing soccer in fourth grade, I always kicked farther than all the other kids, so I always took a liking to it. I ended up doing the duties on flag football and then, I went to tackle football. I began to get really good at it, so I just kept doing it."

**What specialist did you look up to most?** "Jeff Feagles. His directional ability was amazing. A couple other guys were Sean Landeta and Tom Tupa, but I always looked up to Jeff Feagles the most."

**If you could learn any skill, what would it be?** "I'd like to know how to build a car from start to finish. I think that would be pretty awesome."

**Complete this sentence: The best thing about playing with Justin Tucker is...** "His personality. His personality alone helps me and Morgan [Cox] a lot. We are very soft spoken, but Justin always keeps us together and keeps it fun. He basically just makes us realize that when we are out there on the field, we are there to have fun."

**What is your hidden talent?** "I know how to put things together. I redid my whole basement. I grew up in construction, so I'm pretty good with my hands."

## AT A STRONG PACE

As noted on page 1, the Ravens have tallied an NFL-high 26 takeaways this season, including a league-best 18 INTs. The 26 forced turnovers stand as the third most through the first 11 games of a season in Ravens franchise history.

### TAKEAWAYS THROUGH 11 GAMES (Ravens Single-Season History)

Rk.	Year	Takeaways
1.	2006	29
2.	2000	28
3.	2017	26

## SUGGS CONTINUES TO SIZZLE

With his 9.5 sacks this season (NFL's eighth most), **OLB Terrell Suggs** owns 124 career sacks, which rank 18th in NFL history (since sacks became an official stat in 1982). With 2 more sacks, Suggs will pass Dwight Freeney (125.5) for 17th, while 3 sacks would make him vault Hall of Famer Derrick Thomas' 126.5.

### ALL-TIME NFL SACKS CHART (15-19)

Rk.	Player	Sacks
15.	Rickey Jackson	128.0
16.	Derrick Thomas	126.5
17.	Dwight Freeney	125.5
18.	Terrell Suggs	124.0
19.	Robert Mathis	123.0

## CHART OF THE WEEK

### AFC'S BEST RECORDS VS. NFC AT HOME (John Harbaugh Era / Since 2008)

Rk.	Team	Record	Pct.
1.	Denver Broncos	16-4	.800
2.	Baltimore Ravens	15-4	.789
3.	Pittsburgh Steelers	15-5	.750

**Note:** Baltimore is 11-1 at home vs. the NFC in the combined months of November & December under John Harbaugh (since 2008).



## SPECIAL TEAMS NUMBERS TO RAVE ABOUT

### 12.6

Punt return average for the Ravens this season, ranking No. 2 in the NFL. Only the Lions own a better mark with a 16.4 clip.

### 20

Field goals made by **K Justin Tucker** on his last 21 attempts. This season, he is 23-of-26 overall, with his misses coming from 58, 62 and 46 (blocked) yards.

### 29

Punts inside the 20 for **P Sam Koch** this season, ranking as the NFL's most.

## 2017 AFC NORTH STANDINGS

Teams	W	L	T	Home	Road	Div.	Con.	PF	PA
Pittsburgh	9	2	0	4-1	5-1	3-0	6-1	258	193
Baltimore	6	5	0	3-2	3-3	2-1	5-3	236	187
Cincinnati	5	6	0	3-2	2-4	2-2	5-5	199	215
Cleveland	0	11	0	0-6	0-5	0-4	0-9	166	289





## QUOTE THE RAVENS

### **LB C.J. MOSLEY ON CONTINUING THE RAVENS' TRADITION AT MIDDLE LINEBACKER:**

"It makes you want to strive for greatness. You always want to be the best that you can be and keep the tradition going as a defensive player on the Ravens and as a middle linebacker. Look at a player like Terrell Suggs. He's one of the last ones of that generation of Ravens. That's what you want to think about when it comes to your future. You just want to keep everything going the right way. The NFL is a job and all that, but I plan on being here for a long time. I want to be one of those last Ravens that is giving to the next generation."

### **Defensive coordinator Dean Pees on if he's amazed at how well OLB Terrell Suggs continues to play in Year 15:**

"Yes, that's actually pretty well put, because I really am. I've been around guys that have been in the league for a long time, and you, generally, can see when things start dropping off a little bit. Maybe he's a step slower, but boy, I'll tell you what – he doesn't play like it. The thing about Suggs is he just brings [it]. It's his defense. To me, he's our guy; he's our leader. He's the guy that brings emotion out here to practice every day. He loves being here; he loves being in the building; he loves football, and it's contagious. A lot of times, I think as he goes, we go. Has he slowed a step? Probably, if you timed him, but he doesn't play like it."

### **John Harbaugh on OLB Matthew Judon:**

"He just continues to improve. He is a very talented guy, a very smart player. He does not make the same mistake twice. He understands the concept of the defense, and when you get out there, and you know what is going on around you and what other people are supposed to do, you make good decisions. He has done that. He is a very smart player, and for a 270-pound-plus guy, he is a really good athlete. He is living up to our expectations right now."

### **Monday Night Football analyst Jon Gruden on OLB Matthew Judon, who has 5 sacks this season:**

"He is one of the emerging stars in pro football."

### **S Tony Jefferson on what the key is for the defense continuing to create turnovers:**

"We have a goal. We have a turnover margin goal, so week-in and week-out, we try to accomplish that or get close to that. Our mindset is to take the ball away and have the offense protect the ball. We did that, and I think it is an old saying – 'If you win the turnover battle, you usually win the game.' We have to continue to do that. We have some tough offenses coming in that we will have to slow down and play 'Raven football.'"

### **WR Mike Wallace on playing in Baltimore:**

"When you are home and in a place where they accept you, that's like heaven. I love it here. It's been great. It's just given me back that sense of self. I'm happy they gave me an opportunity to re-establish myself. I want to go hard for these last games. We're going to get where we want to be."

### **RB Alex Collins on the three-headed monster in the backfield, with him, RB Javorius Allen and RB Danny Woodhead:**

"Well, that's exactly what it is. We know our capabilities and what we are good at. We do a great job of working with each other in our different situations and different schemes. Whatever the coaches need us to do, we do. There's so much love among us. We all look out for each other during practice, making sure we do right by each other and stand for each other all the time. So, it flows great. There's a great atmosphere in that room."

### **RB Javorius Allen on the Ravens' running backs group:**

"We all feel like we're capable of doing everything. We're just trying to make plays. That room is amazing. The chemistry that we have right now is outstanding. I love it. We push off each other. We feed off each other. When one of us gets a great run, we all want to get a great run. We never think any one of us is getting all the reps, and that's what's so special about this group."

### **John Harbaugh on QB Joe Flacco's comment about the offense needing to take it to another level:**

"That's something that we talk about every day. That's something that we're fighting to do. The first step is getting our guys back. We continue to work throughout the season. We have to keep grinding, get a little bit better every single day, every single week, in everything we do – in the run game, pass game, pass protection – all of those things. Joe was exactly spot-on. We're just like everyone else in this league – we're trying to win the whole thing. We're not there yet, but they don't play that game yet. So, the first step is the next step, and the next step is our next game. We have to be good enough to figure out how to win the next game and keep building off of that."

### **Marty Mornhinweg on QB Joe Flacco's toughness:**

"He's a tough dude. It's just that simple. Most of the really good quarterbacks, they have that toughness – both mentally and physically. He has that mental toughness; he's also very, very tough physically. You have to be tough to play in this league at quarterback. Toughness goes a long way. I've done this for a while, and as I've gotten more and more experience, the toughness and the character of really any player goes a long, long way. So, those things are important, and Joe has all of that."



# RAVENS / OPPONENT INFORMATION

## SERIES HISTORY

- Ravens lead overall series, 3-1.
- In Baltimore: Ravens are 2-0.
- Under John Harbaugh: Ravens are 2-0.

### RAVENS-LIONS SERIES HISTORY

Date	Location	Result	Attend.
12/27/98	Baltimore	Ravens, 19-10	68,045
10/09/05	Detroit	Lions, 35-17	61,201
12/13/09	Baltimore	Ravens, 48-3	70,673
12/16/13	Detroit	Ravens, 18-16	64,742

**2013 game:** With :38 seconds remaining, K Justin Tucker hit a franchise-record 61-yard FG to secure Baltimore's 18-16 victory at Ford Field on Monday Night Football.

## 2017 RANKINGS

### DEFENSE

Category	--Ravens--		--Lions--	
	Stats	Rank	Stats	Rank
Total Defense	305.7	7	359.4	26
Rush Defense	115.8	23	116.2	24
Pass Defense	189.9	2	243.2	23
Points Per Game	17.0	2	24.0	21
3rd-Down Def. %	34.2	6	36.6	10
4th-Down Def. %	33.3	8t	58.3	24t
Red Zone Def. (TD%)	41.4	5	59.0	25

### OFFENSE

Category	--Ravens--		--Lions--	
	Stats	Rank	Stats	Rank
Total Offense	281.1	31	333.9	15
Rush Offense	116.8	10t	78.3	30
Pass Offense	164.3	32	255.6	10
Points Per Game	21.5	18	26.7	5
3rd-Down Off. %	31.8	31	38.6	15
4th-Down Off. %	66.7	4	0.0	31t
Red Zone Off. (TD%)	50.0	20t	48.4	24

### TEAM

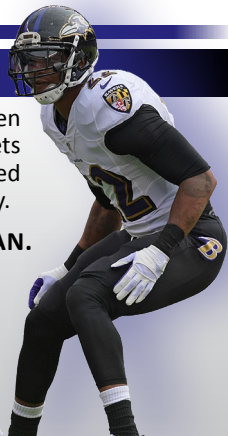
Category	--Ravens--		--Lions--	
	Stats	Rank	Stats	Rank
Turnover Ratio	+11		+5	9t
Penalties	67	7t	68	9t
Penalty Yards	560	5	624	10t

## RAVENS HEAT UP IN THE COLD

Under John Harbaugh, the Ravens have been stout down the stretch when the weather gets cold, posting a 53-31 record in the combined months of November, December and January.

### NFL'S BEST RECORDS IN NOV., DEC. & JAN. (John Harbaugh Era / Since 2008)

Rk.	Team	Record	Pct.
1.	New England Patriots	61-19	.762
2.	Pittsburgh Steelers	56-26	.683
3.	Indianapolis Colts	55-28	.663
4.	<b>Baltimore Ravens</b>	<b>53-31</b>	<b>.631</b>



## 2017 RAVENS-LIONS LEADERS

### PASSING YARDS (TDs/INTs)

Joe Flacco . . . . .1,875 (9/11)	Matt Stafford . . .3,010 (21/6)
Ryan Mallett . . . . . 56 (2/0)	n/a . . . . . n/a

### RUSHING YARDS (YPC)

Alex Collins . . . . . 630 (4.9)	Ameer Abdullah . . .505 (3.4)
Javorius Allen . . . . . 400 (3.5)	Theo Riddick . . . . .161 (3.6)

### RECEIVING YARDS (CATCHES)

Mike Wallace . . . . . 371 (29)	Marvin Jones Jr. . . .731 (44)
Jeremy Maclin . . . . . 350 (32)	Golden Tate . . . . . 698 (63)
Benjamin Watson . . .323 (42)	TJ Jones . . . . . 347 (24)

### POINTS

Justin Tucker . . . . . 90	Matt Prater . . . . . 100
Javorius Allen . . . . . 24	Marvin Jones Jr. . . . .48
J. Maclin/M. Wallace . . .18	Ameer Abdullah . . . . .24

### INTERCEPTIONS (YARDS)

Eric Weddle . . . . . 4 (27)	Darius Slay . . . . . 4 (52)
Brandon Carr . . . . . 3 (57)	Glover Quin . . . . . 3 (62)
Jimmy Smith . . . . . 3 (58)	Four Players . . . . . 1 (n/a)

### SACKS (YARDS)

Terrell Suggs . . . . . 9.5 (-59)	Anthony Zettel . . . .6.5 (-45.5)
Matthew Judon . . . . . 5 (-47)	Ezekiel Ansah . . . . . 5 (-27)

### TACKLES (SOLO)

C.J. Mosley . . . . . 95 (69)	Tahir Whitehead . . .74 (59)
Patrick Onwuasor . . .57 (42)	Jarrad Davis . . . . .56 (41)
Tony Jefferson . . . . . 50 (34)	Tavon Wilson . . . . .55 (42)

### GROSS PUNTING (NET)

Sam Koch . . . . . 46.1 (41.5)	Jeff Locke . . . . . 45.3(42.2)
--------------------------------	---------------------------------

### FIELD GOALS (PCT.)

Justin Tucker . . .23/26 (88.5)	Matt Prater . . . . . 24/27 (88.9)
---------------------------------	------------------------------------

### PUNT RETURN YARDS (AVG.)

M. Campanaro . . . 221 (14.7)	Jamal Agnew . . . . .370 (16.8)
-------------------------------	---------------------------------

### KICKOFF RETURN YARDS (AVG.)

Bobby Rainey (NOR) .338 (30.7)	Jamal Agnew . . . . .196 (17.8)
--------------------------------	---------------------------------

## 2017 TALE OF THE TAPE

Category	Ravens	Lions
Record . . . . .	6-5	6-5
Current Streak . . . . .	Won 2	Lost 1
Points Scored . . . . .	236	294
TDs Scored . . . . .	24	32
Rushing TDs Scored . . . . .	7	4
Passing TDs Scored . . . . .	11	21
TDs on Returns . . . . .	6	7
Points Against . . . . .	187	264
TDs Allowed . . . . .	19	32
Rushing TDs Allowed . . . . .	7	14
Passing TDs Allowed . . . . .	11	14
TDs on Returns Allowed . . . . .	1	4
Time of Poss. Avg. . . . .	30:01	30:11
KOR Avg. For . . . . .	28.1	18.6
KOR Avg. Against . . . . .	19.3	21.1
PR Avg. For . . . . .	12.6	16.4
PR Avg. Against . . . . .	9.2	6.6
Sacks . . . . .	30	23
Sacks Allowed . . . . .	23	35
Interceptions . . . . .	18	11
Interceptions Thrown . . . . .	11	6
Own Fumbles Lost . . . . .	4	8
Opp. Fumbles Recovered . . . . .	8	8



# RAVENS / OPPONENT INFORMATION

## TOP RAVENS-LIONS CONNECTIONS

### PRO CONNECTIONS

- Lions head coach **Jim Caldwell** (QBs coach/offensive coordinator, 2012-13) and Lions defensive coordinator **Teryl Austin** (2011-13, secondary) coached in Baltimore, helping the Ravens win Super Bowl XLVII.
- Ravens offensive coordinator **Marty Mornhinweg** was Detroit's head coach in 2001-02, while Baltimore's D-line coach Joe Cullen served in the same role (2006-08) with the Lions.
- From 1991-96 Ravens **WR Breshad Perriman's** father, Brett, played for Detroit, which is where Breshad was born in 1993.
- Lions **T Rick Wagner** was drafted by the Ravens in the fifth round of the 2013 draft and played in 62 games with Baltimore. ... Lions **DT Haloti Ngata** was selected 12th overall by the Ravens in 2006 and played from 2006-14, earning five Pro Bowls.

### COLLEGE CONNECTIONS

- Ravens head coach **John Harbaugh** began his coaching career as a graduate assistant at Western Michigan from 1984-86. His brother, **Jim Harbaugh**, is currently the head coach at Michigan.
- Baltimore special teams coordinator/associate head coach **Jerry Rosburg** had stints at Northern Michigan as a graduate assistant (1981-82), linebackers coach (1983-85), and defensive coordinator/secondary (1986), as well as serving as the LBs/special teams coach for Western Michigan (1987-91).
- Ravens defensive coordinator **Dean Pees** served in the same role at Michigan State (1995-97).
- **CB Brandon Carr** (Flint) and **OLB Matthew Judon** (West Bloomfield) are both Michigan natives and attended Grand Valley State.
- Several Ravens attended college in Michigan: **DT Willie Henry** (Michigan), **DE Chris Wormley** (Michigan) and national scout **Lonnie Young** (Michigan State).

### HOMETOWN CONNECTIONS

- Ravens **DT Carl Davis** and **WR Breshad Perriman** hail from Detroit. ... Lions Injured Reserved **LB Brandon Copeland** is from Sykesville, MD, and Detroit college scouting coordinator **Joe Kelleher** is a Potomac native. Copeland signed with the Ravens as an undrafted free agent and spent time in 2013 on Baltimore's practice squad.

## STANDOUTS VS. LIONS

### QB JOE FLACCO

Record	Att.	Cmp.	Pct.	Yds	TDs	INT	Rate
2-0	58	33	56.9	452	1	0	87.7

- In a 48-3 win over Detroit at M&T Bank Stadium in 2009, Flacco was 13-of-20 for 230 yards and 1 TD.

### WR JEREMY MACLIN

G	Rec.	Yds	Avg.	LG	TDs	1st	25+
3	12	191	15.9	70t	3	10	1

- While playing for Philadelphia in 2012, Maclin tallied 6 catches for 130 yards, including a 70-yard TD strike.

### WR MIKE WALLACE

G	Rec.	Yds	Avg.	LG	TDs	1st	25+
4	14	177	12.6	47t	2	11	1

- While playing for the Steelers in 2009, Wallace posted 2 catches for 52 yards, including a 47-yard TD, in a 28-20 win over Detroit.

### OLB TERRELL SUGGS

G	TT	Solo	AS	INT	TD	FF	FR	Sk-Yds	PD
3	8	6	2	1-38	0	0	0	0-0	1

- One of Suggs' 7-career INTs came against the Lions in 2005. He also posted 4 tackles in that game.

### RB DANNY WOODHEAD

G	Att.	Yds	Avg.	LG	TDs	1st	10+
2	21	75	3.6	10	2	3	1

- Woodhead rushed for 43 yards and 2 TDs on 13 carries in his last game against Detroit, a 33-28 win while he was playing for San Diego.

- He also has 5 catches for 32 yards in his two games vs. Detroit.

## LAST TIME VS. LIONS IN BALTIMORE

On 12/13/09, it was a record-setting day for the Ravens when they beat the Lions, 48-3, in a cold rain. Baltimore established a then-team record with 548 yards of total offense (308 rushing – second best in Ravens history – and 240 passing). RB Ray Rice led the way with 166 ground yards and 1 TD on just 13 carries, while RB Willis McGahee added 76 and 2 scores on 12 attempts.

## WEEK 12 RECAP VS. HOUSTON

**RAVENS 23, TEXANS 16 • WEEK 12, MONDAY, NOV. 27 • M&T BANK STADIUM**

Houston scored a touchdown on its first possession, and that was the only time the Texans found the end zone in the Ravens' 23-16 win at M&T Bank Stadium last Monday night. That drive was helped by 3 Ravens' penalties, including a pass interference call that gave the Texans the ball on the Baltimore 4-yard line. The Ravens stole the ball 3 times, with 2 coming late in the fourth quarter when they clinched the game. The Ravens were turnover-free, helping them win their third game in the last four outings. The victory moved Baltimore to 6-5 and kept the team firmly in the playoff mix (sixth position). The Ravens scored 10 points off of their takeaways, kept a drive alive with a completed pass on a fake punt, and converted a fourth-and-1 to continue another TD series. RB Lamar Miller's 4-yard run gave the Texans a 7-0, first-quarter lead. The Ravens tied the game, 7-7, early in the second quarter when **RB Javorius Allen** ran 10 yards for the score, which was set up by **P Sam Koch's** fake punt pass to **WR Chris Moore** for 22 yards to the Houston 19. On the Ravens' next possession, **QB Joe Flacco** flipped a lateral to **RB Alex Collins** on a fourth-and-1 from the Texans' 37, and the quick RB raced 29 yards to the 8, setting up his 8-yard TD run for a 14-7 advantage. K Ka'imi Fairbairn (25 yards) and **K Justin Tucker** (53 yards) then exchanged FGs to make the score 17-10 at the half. Fairbairn's 36-yard FG was the only score in the third quarter (17-13). Those two then made kicks on consecutive fourth-quarter possessions – Tucker from 31 yards and Fairbairn from 37 – giving the Ravens a 20-16 lead. **OLB Terrell Suggs** then stripped-sacked QB Tom Savage, and **DT Willie Henry** won the scrum for the fumble to set up the game's final score, a 49-yard Tucker FG. **DB/LB Anthony Levine Sr.** stopped Houston's final drive with an INT with 2:26 left in the contest. The Ravens kept possession until the end, converting a first down on a 25-yard run by Flacco. The Ravens rushed for 139 yards, with Collins earning 60 of those. Baltimore's defense was stout again, limiting the Texans, who entered the game as the NFL's No. 6 rushing offense, to a season-low 66 yards. Suggs produced 2 sacks to up his team best to 9.5 for the season. It was the 10th-straight home primetime win for the Ravens, who are 12-1 in night games in Baltimore under **John Harbaugh**.





# RAVENS WINNING WAYS

## TOP FRANCHISES / SINCE 2000

### TOTAL WINS

1. New England Patriots . . . 235
2. Pittsburgh Steelers . . . 199
3. Indianapolis Colts . . . 191
4. Green Bay Packers . . . 188
5. Philadelphia Eagles . . . 179
- 6. BALTIMORE RAVENS . . . 178**

### SUPER BOWL BERTHS

1. New England Patriots . . . 7
2. New York Giants . . . . . 3
- Pittsburgh Steelers . . . . . 3
- Seattle Seahawks . . . . . 3
- 5. BALTIMORE RAVENS . . . . . 2**
- Car., Den., Ind. . . . . 2

### SUPER BOWL TITLES

1. New England Patriots . . . 5
- 2. BALTIMORE RAVENS . . . . . 2**
- New York Giants . . . . . 2
- Pittsburgh Steelers . . . . . 2
- Den., GB, Ind., . . . . . 1
- NO, Sea., TB . . . . . 1

### CONF. TITLE GAMES

1. New England Patriots . . 11
2. Pittsburgh Steelers . . . . 6
3. Philadelphia Eagles . . . . 5
- 4. BALTIMORE RAVENS . . . . 4**
- Green Bay Packers . . . . . 4
- Indianapolis Colts . . . . . 4

### WINNING SEASONS

1. New England Patriots . . 16
2. Green Bay Packers . . . . 14
3. Indianapolis Colts . . . . 13
- Pittsburgh Steelers . . . . 13
- 5. BAL., Den., Phi., Sea. . . . 11**

(does not include 2017 season)

### PLAYOFF BERTHS

1. New England Patriots . . 14
2. Indianapolis Colts . . . . 13
- Green Bay Packers . . . . . 13
4. Pittsburgh, Seattle . . . . 11
- 6. BALTIMORE, Philadelphia . . 10**

### PLAYOFF GAMES

1. New England Patriots . . 34
2. Green Bay Packers . . . . 24
- Indianapolis Colts . . . . 24
- Pittsburgh Steelers . . . . 24
- 5. BALTIMORE, Seattle . . . . 23**

### PLAYOFF WINS

1. New England Patriots . . 25
- 2. BALTIMORE RAVENS . . . 15**
- Pittsburgh Steelers . . . . 15
4. Seattle Seahawks . . . . 13
5. Green Bay, Indianapolis . . 12

## SUPER BOWL CHAMPIONS



**LB Ray Lewis - 2000**  
Super Bowl XXXV MVP

In a magnificent effort showcasing thrilling performances by their defense, offense and special teams units, the Baltimore Ravens won Super Bowl XXXV with a 34-7 victory over the New York Giants. Allowing the Giants a meager 152 total net yards, New York's attack crossed midfield just twice, while Baltimore's "D" posted 4 INTs. LB Ray Lewis was named the game's MVP, capping an accolade-filled season in which he was also tabbed the NFL's Defensive Player of the Year.



**QB Joe Flacco - 2012**  
Super Bowl XLVII MVP

Baltimore defeated San Francisco, 34-31, in Super Bowl XLVII, capturing the franchise's second World Championship. After an amazing first-half performance, the Ravens took a commanding 28-6 lead. But following a bizarre, 34-minute power outage that halted play, the 49ers stormed back into contention. Clinging to a 34-29 edge late in the game, the Ravens stood firm on a pivotal goal-line stand, jamming SF on four-straight plays inside the 7-yard line. QB Joe Flacco was named the game's MVP.

## PLAYOFF PERFORMERS

### PLAYOFF WINNING PERCENTAGE (Since 1970 Merger)

Rk.	Team	Record	Pct.
1.	<b>BALTIMORE RAVENS**</b>	<b>15-8</b>	<b>.652</b>
2.	New England Patriots*****	31-18	.633
3.	New York Giants****	20-12	.625
4.	San Francisco 49ers*****	30-19	.612
5.	Pittsburgh Steelers*****	36-23	.610

\* Number of Super Bowl Titles

## JOHN HARBAUGH ERA

(SINCE 2008)

### PLAYOFF BERTHS

1. Green Bay Packers . . . . . 8
- New England Patriots . . . 8
- 3. BALTIMORE RAVENS . . . . . 6**
- Cincinnati Bengals . . . . . 6
- Indianapolis Colts . . . . . 6
- Pittsburgh Steelers . . . . . 6
- Seattle Seahawks . . . . . 6

### TOTAL WINS

1. New England Patriots . . 130
2. Pittsburgh Steelers . . . 110
3. Green Bay Packers . . . 107
- 4. BALTIMORE RAVENS . . . 101**
5. New Orleans Saints . . . 97
6. Denver Broncos . . . . . 96

### PLAYOFF WINS

1. New England Patriots . . 11
- 2. BALTIMORE RAVENS . . . 10**
3. Green Bay Packers . . . . 9
- Seattle Seahawks . . . . . 9
5. Pittsburgh Steelers . . . . 8

### PLAYOFF GAMES

1. New England Patriots . . 17
2. Green Bay Packers . . . . 16
- 3. BALTIMORE RAVENS . . . 15**
4. Seattle Seahawks . . . . 14
5. Pittsburgh Steelers . . . . 13

### AFC TITLE GAMES

1. New England Patriots . . 6
- 2. BALTIMORE RAVENS . . . . 3**
- Pittsburgh Steelers . . . . 3
4. Denver Broncos . . . . . 2
- Indianapolis Colts . . . . . 2
- New York Jets . . . . . 2

### PLAYOFF ROAD WINS

- 1. BALTIMORE RAVENS . . . . 7**
2. Green Bay Packers . . . . 5
3. New York Jets . . . . . 4
4. San Francisco 49ers . . . . 3
5. NY Giants, Philadelphia . . 2
- Pittsburgh, Seattle . . . . . 2

### REG. SEASON WINS

1. New England Patriots . . 119
2. Pittsburgh Steelers . . . 102
3. Green Bay Packers . . . . 98
4. Atlanta Falcons . . . . . 92
- New Orleans Saints . . . . 92
- 6. BALTIMORE RAVENS . . . 91**
7. Denver Broncos . . . . . 90
- Indianapolis Colts . . . . . 90

### REG. SEASON HOME WINS

1. New England Patriots . . 66
2. Green Bay Packers . . . 58
- 3. BALTIMORE RAVENS . . . 57**
4. Pittsburgh Steelers . . . 56
5. Minnesota Vikings . . . . 52
- New Orleans Saints . . . . 52
- Seattle Seahawks . . . . . 52

## SUPER BOWL SUCCESS

The Baltimore Ravens are one of four franchises (New England, NY Giants and Pittsburgh) to win multiple Super Bowls since 2000.



# HEAD COACH JOHN HARBAUGH

## ALL-TIME RAVENS COACHING RECORDS

John Harbaugh is the third head coach in Baltimore Ravens history. He is the franchise's all-time winningest coach (101 total victories), with Brian Billick (85) ranking second.

**SEASONS**  
RAVENS: 10<sup>TH</sup>  
NFL: 20<sup>TH</sup>

Coach	Seasons	Reg. Season	Playoffs	Total
John Harbaugh	2008-17	91-64	10-5	101-69
Brian Billick	1999-2007	80-64	5-3	85-67
Ted Marchibroda	1996-98	16-31-1	n/a	16-31-1



## HARBAUGH HEAD COACHING RECORDS (2008-17)

- Overall Career Record . . . 101-69
- Regular Season Record . . . 91-64
- at Home . . . . . 57-20
- on Road . . . . . 34-44
- vs. AFC . . . . . 69-47
- vs. AFC North . . . . . 36-21
- vs. Detroit . . . . . 2-0
- vs. NFC . . . . . 22-17
- Playoffs Record . . . . . 10-5
- Home Playoff Games . . . . . 2-0
- Road Playoff Games . . . . . 7-5
- Super Bowl Record . . . . . 1-0

## RAVENS WINS UNDER HARBAUGH

Including playoffs (10-5), the Ravens are 101-69 since **John Harbaugh** became head coach in 2008, producing the NFL's fourth-most total victories. "Harbs" has led the Ravens to 91 regular season wins, ranking sixth most since 2008.

### TOTAL NFL WINS / INCLUDING PLAYOFFS (Since Harbaugh's 2008 Baltimore Arrival)

Rk.	Team	Total Wins
1.	New England Patriots	130
2.	Pittsburgh Steelers	110
3.	Green Bay Packers	107
4.	<b>Baltimore Ravens</b>	<b>101</b>
5.	New Orleans Saints	97

## HARBAUGH SEASON-BY-SEASON

Year	Record	Playoffs (Result)
2017	6-5	TBD
2016	8-8	No Playoff Berth
2015	5-11	No Playoff Berth
2014	10-6	1-1 (Advanced to Divisional Round)
2013	8-8	No Playoff Berth
2012	10-6	4-0 (won Super Bowl XLVII)
2011	12-4	1-1 (Advanced to AFC Championship)
2010	12-4	1-1 (Advanced to Divisional Round)
2009	9-7	1-1 (Advanced to Divisional Round)
2008	11-5	2-1 (Advanced to AFC Championship)

## HARBS IS HISTORICALLY GOOD

### MOST PLAYOFF WINS BY A COACH / FIRST NINE SEASONS (Since 1970 Merger)

Coach (Team)	Playoff Wins	Seasons
Joe Gibbs (Was.)	11	1981-89
<b>John Harbaugh (Bal.)</b>	<b>10</b>	<b>2008-16</b>
George Seifert (SF, Car.)	10	1989-96, '99

## THE HARBAUGH FILE

**John Harbaugh** has led the Ravens to a playoff berth in six (2008-12 & 2014) of his nine full seasons in Baltimore, and in 2012, captured the franchise's second Super Bowl title. Under his guidance, the Ravens have secured an appearance in three AFC Championships (2008, 2011 & 2012).

### Here are several Harbaugh quick hits:

- The Ravens are one of seven teams with at least six playoff berths in the past nine seasons (2008-16): GB (8), NE (8), Bal. (6), Cin. (6), Ind. (6), Pit. (6) & Sea. (6).
- The Ravens' 10 playoff wins since 2008 rank second only to New England's 11.
- "Harbs" is the only head coach in NFL history to win a playoff game in each of his first four and five seasons.
- John and his brother, Jim (formerly of the 49ers), are the only head coaches to advance to three conference title games in the first five years as NFL bosses.
- Harbaugh is the only coach in NFL history to win a playoff game in six of the first seven seasons of a coaching career.
- In 2012, Harbaugh became the third coach (with Bill Cowher & Chuck Knox) since the 1970 merger to guide his team to the playoffs in each of his first five seasons.
- Harbaugh owns the second-most playoff wins (10, tied) by a coach in his first nine seasons (since the 1970 merger).
- With the Ravens' 2014 playoff berth, Harbaugh became one of eight coaches in NFL history to make the postseason in six of their first seven seasons coaching.
- For coaches to make the playoffs in at least six of their first nine years, "Harbs" is one of five active coaches to do so (Pete Carroll, Mike McCarthy, Andy Reid & Mike Tomlin).
- Harbaugh, Tom Landry (Dal.) and Tom Coughlin (Jax./NYG) own the most road playoff wins (7) by a HC in NFL history.



# HEAD COACH JOHN HARBAUGH

## ACTIVE HEAD COACH WINNING PERCENTAGE

John Harbaugh owns the sixth-best winning percentage (.594) among active coaches, compiling a 101-69 record (including playoffs). For coaches who've coached a minimum of 90 games, Harbaugh's record is fifth best.

### ACTIVE HEAD COACHES / CAREER WINNING PERCENTAGE (Totals Include Regular Season and Playoff Games / Min. 40 Games)

Rk.	Coach	Team	Seasons	Record	Pct.
1.	Bill Belichick	Cle./NE	1991-95, 2000-17	272-127	.682
2.	Mike Tomlin	Steelers	2007-17	120-65	.649
3.	Mike McCarthy	Packers	2006-17	129-75-1	.632
4.	Bruce Arians	Cardinals	2013-17	47-30	.610
5.	Sean Payton	Saints	2006-17	108-73	.597
6.	<b>John Harbaugh</b>	<b>Ravens</b>	<b>2008-17</b>	<b>101-69</b>	<b>.594</b>
7.	Andy Reid	Phi./KC	1999-2017	190-131-1	.592
8.	Pete Carroll	NYJ/NE/Sea.	'94, '97-99, '10-17	120-83-1	.591

## TRENDS UNDER HARBS

On grass. . . . .	35-27
Artificial turf . . . . .	56-37
September. . . . .	22-11
October . . . . .	16-22
November . . . . .	30-12
December . . . . .	20-17
January . . . . .	3-2
Leading at halftime . . . . .	72-17
Leading After 3 quarters. . . . .	80-14
When scoring first. . . . .	67-20
Positive or even turnover ratio. . . . .	72-26
Scoring 20 or more points . . . . .	74-26
Scoring 30 or more points . . . . .	34-4
Totaling 350 or more net yards. . . . .	47-22
Rushing for 150 or more yards. . . . .	28-5
Holding opp. under 250 net yards . . . . .	32-6
Holding opp. under 21 points. . . . .	74-14
Holding opp. under 15 points. . . . .	55-6

## POSTSEASON SUCCESS: ACTIVE COACHES

### PLAYOFFS WIN PERCENTAGE

Rk.	Coach	Rec.	Pct.
1.	Bill Belichick	26-10	.722
2.	<b>John Harbaugh</b>	<b>10-5</b>	<b>.667</b>
	Dan Quinn	2-1	.667
4.	Sean Payton	6-4	.600
5.	Pete Carroll	10-7	.588

### SUPER BOWL TITLES

1.	Bill Belichick . . . . .	5
2.	<b>John Harbaugh . . . . .</b>	<b>1</b>
	Pete Carroll . . . . .	1
	Mike McCarthy . . . . .	1
	Sean Payton. . . . .	1
	Mike Tomlin. . . . .	1

## HARBAUGH'S PATH TO THE NFL

Team	Position	Years
<b>Baltimore Ravens</b>	<b>Head Coach</b>	<b>2008-17</b>
Philadelphia Eagles	Secondary	2007
Philadelphia Eagles	Special Teams Coord.	1998-2006
Indiana University	DBs/Special Teams Coord.	1997
University of Cincinnati	Assistant Head Coach	1995-96
University of Cincinnati	TEs/OLBs/RBs/Special Teams	1989-94
Morehead State	DBs/ST Coord./S&C Coach	1988
University of Pittsburgh	Tight Ends	1987
Western Michigan	Graduate Assistant	1984-86

## RAVENS UNDER HARBAUGH: SINCE 2008

<b>3</b>	<b>7</b>	<b>10</b>	<b>57</b>	<b>101</b>
<b>AFC TITLE GAMES</b> (2nd Most - tied, Pit.)	<b>ROAD PLAYOFF WINS</b> (NFL High)	<b>PLAYOFF WINS</b> (2nd Most, NE - 11)	<b>WINS AT HOME</b> (3rd Most)	<b>TOTAL VICTORIES</b> (4th Most)



*"John is the best coach I know, the best I've ever come across or competed against. I'm envious of the grasp he has of the entire game. I think offensively and with quarterback play, I'm right there with him. But I've got a ways to go in terms of special teams and understanding defense the way he does. I'm half as good as John is, but I'm trying."*

*- Jim Harbaugh on his brother, John*



# JERRY ROSBURG & SPECIAL TEAMS NOTES



## ROSBURG LEADS RAVENS SPECIALISTS

**SEASONS**  
**RAVENS: 10TH**  
**NFL: 17TH**

Special teams coordinator/associate head coach **Jerry Rosburg** has guided a stellar special teams group since arriving in Baltimore in 2008. Below are several standout notes about the coach and his successful group of specialists:

### SIX PRO BOWLERS

• Six Ravens have earned eight combined Pro Bowl honors while playing for Rosburg: ST **Brendon Ayanbadejo** (2008), K **Billy Cundiff** (2010), RS **Jacoby Jones** (2012), K **Justin Tucker** (2013 & 2016), LS **Morgan Cox** (2015 & 2016) and P **Sam Koch** (2015).

### PRIME KICKER & PUNTER

• Two-time Pro Bowl K **Justin Tucker**, who Rosburg scouted and helped sign as a rookie free agent, owns the NFL's most FGs (191) since entering the NFL in 2012. With an 89.7% career success mark, "Tuck" is the second-most accurate kicker in league history (191-of-213 on FGAs). Earning his first Pro Bowl nod in 2015, P **Sam Koch**'s 46.7 gross average ranked No. 9 in the NFL that season, while his 42.9 net average was No. 2. In 2014, Koch posted the NFL's No. 3 gross (47.4) and No. 1 net (43.3) averages, both career highs and Ravens records.

### RAVENS' BIG RETURNS

• Led by Pro Bowl RS **Jacoby Jones** in the 2012 Super Bowl season, Baltimore ranked first in the NFL in KOR average (27.3). Jones, who became the first player ever to record dual KORs of at least 105 yards in a career, tied for a league-leading 3 kick return TDs (2 KORs & 1 PR). He also tied an NFL record for longest KOR in a Super Bowl with his 108-yard KOR-TD. (In 2014's game at Pit., he added another 108-yarder to his resume, marking 4 total KOR-TDs over 100 yards in his career.)

### 2017: RAVENS RETURN GAMES SOARS IN WEEK 6 vs. CHICAGO

• In Week 6 vs. Chicago, for the first time in franchise history, the Ravens returned a kickoff and punt return for a TD in the same game. RB **Bobby Rainey Jr.** posted a 96-yard KOR-TD, while WR **Michael Campanaro** registered a 77-yard PR-TD. The Ravens are the first NFL team to have KOR and PR touchdowns in the same game since 2013, when Detroit and Kansas City each accomplished the feat on 12/8/13.

## BALTIMORE BLOCK PARTY

Since 2014, the Ravens have produced the NFL's most blocked kicks (12, tied), including an NFL-high 4 (tied, Mia.) in 2016.

### MOST BLOCKED KICKS (Since 2014)

Rk.	Team	Blocks
1.	Baltimore	12
	Miami, New England	12
	Philadelphia	12

### MOST BLOCKED KICKS (2016 Season)

Rk.	Team	Blocks
1.	Baltimore	4
	Miami	4
3.	Five Teams	3

### RAVENS' NFL-HIGH 12 BLOCKS: BREAKDOWN (SINCE 2014)

Total Blocks	12	1st Qtr.	2	When Losing	8
FG Blocks	6	2nd Qtr.	1	When Winning	2
PAT Blocks	3	3rd Qtr.	3	When Tied	2
Punt Blocks	3	4th Qtr.	6	Record w/ Block	7-5

**191**

**J. Tucker FGs Made**  
NFL's Most Since '12

**760**

**J. Tucker Points Scored**  
NFL's Second Most Since 2012

**89.7**

**J. Tucker Career FG %**  
Second Best in NFL History

**5**

**Ravens Kickoff Return TDs**  
NFL's Second Most Since 2011

**10**

**Ravens Total Kick Return TDs**  
NFL's Second Most (tied, KC) Since 2011

## FIVE STRAIGHT IN THE TOP 5

In the past five full seasons (2012-16), the Ravens' special teams units have consistently been acknowledged as one of the league's best. In the annual special teams report from *The Dallas Morning News*, senior NFL writer Rick Gosselin has ranked Baltimore in the NFL's Top 5 for five-straight seasons. (Gosselin's report is recognized by NFL teams as a special teams measuring stick.)

### RAVENS SPECIAL TEAMS RANKINGS IN THE DALLAS MORNING NEWS' ANNUAL REPORT (Past Five Full Seasons)

Season	Ranking
2016	5th
2015	1st
2014	5th
2013	5th
2012	2nd

No other NFL team has been in the Top 5 in each of the past five full seasons.

## TOP KOR AVERAGE

Since 2008, when **Jerry Rosburg** became the Ravens' ST coordinator, Baltimore owns the NFL's No. 1 KOR average (25.3).

### NFL KICKOFF RETURN AVERAGE (Since 2008 / Rosburg's Baltimore Tenure)

Rk.	Team	KOR	Yards	Avg.	Long	TDs
1.	Baltimore Ravens	429	10,860	25.3	108t	7
2.	Minnesota Vikings	492	12,081	24.6	109t	10
3.	Atlanta Falcons	366	8,764	23.9	102t	1
4.	Seattle Seahawks	441	10,501	23.8	105t	5
	New York Jets	485	11,533	23.8	107t	6



# MARTY MORNHINWEG & OFFENSIVE NOTES

## MARTY MANS THE OFFENSE

Marty Mornhinweg was elevated to offensive coordinator on Oct. 10, 2016. A 23-year NFL coaching veteran, Mornhinweg, who joined Baltimore as QBs coach in 2015, is a former head coach of the Lions (2001-02). He has also served as offensive coordinator for the New York Jets (2013-14), Philadelphia Eagles (2004-12) and San Francisco 49ers (1997-2000).


### FIVE PRO BOWLERS

• Throughout his NFL coaching career, five quarterbacks have earned Pro Bowl honors under Mornhinweg's direction: Michael Vick, Donovan McNabb, Steve Young, Jeff Garcia and Brett Favre.

### SEASONS

**RAVENS: 3RD**

**NFL: 23RD**



## MARTY'S NFL COORDINATOR ROLES

### 1997-2000: 49ers – Offensive Coordinator/QBs Coach

- During this span, SF offense ranked third in total net yards (364.6 ypg), including third in rushing (131.4 ypg) and fifth in passing (233.2 ypg).
- In 1999, the 49ers boasted the NFL's No. 1 rush offense (130.9 ypg).
- In 1998, SF offense ranked No. 1 in the NFL (425.0 ypg), including first in rushing (159.0 ypg) and second in passing (266.0 ypg).

### 2004-12: Eagles – Offensive Coordinator/Asst. Head Coach

- Under Mornhinweg, 10 offensive players earned a total of 17 Pro Bowl honors. Philly set a then-franchise best with 6,386 total net yards in 2011.
- In his first season (2004) guiding the offense, Philadelphia advanced to Super Bowl XXXIX.

### 2013-14: NY Jets – Offensive Coordinator

- Jets ranked third in the NFL rush offense (138.7 ypg) during this span.
- In 2014, helped guide a rushing attack that finished third in the NFL (142.5 ypg) behind RBs Chris Ivory and Chris Johnson.

### 2016: Baltimore Ravens – Offensive Coordinator

- QB Joe Flacco threw for a franchise-record 4,317 yards.

## TOP "O" UNDER HARBAUGH

The Ravens' Top 6 all-time single-game offensive outputs have come during the John Harbaugh/QB Joe Flacco Era, including a 496-yard performance vs. Miami with Marty Mornhinweg as O.C. in 2016.

### RAVENS TOP TOTAL NET YARDS (Single-Game History)

Yards	Game/Date	Results
553	09/25/11 at STL	W, 37-7
548	12/13/09 vs. Det.	W, 48-3
533	12/23/12 vs. NYG	W, 33-14
503	09/23/12 vs. NE	W, 31-30
501	09/13/09 vs. KC	W, 38-24
496	12/04/16 vs. Mia.	W, 38-6

### BALTIMORE RAVENS MOST TOTAL YARDS (Since 2012 / Past Five Years)

12/23/12 vs. NYG	533
09/23/12 vs. NE	503
12/04/16 vs. Mia.	496
09/20/15 at Oak.	493
10/12/14 at TB	475
09/28/14 vs. Car.	454

## RUN GAME QUICK HITS

- ✓ Under John Harbaugh (since 2008), the Ravens have averaged the NFL's 13th-most rushing yards per game (115.3).
- ✓ Since 2008, the Ravens' 133 rushing TDs tie (NYJ) for eighth in the NFL.
- ✓ Under Harbaugh, when rushing for at least 125 yards in a game, the Ravens have produced a 49-9 record. Baltimore is 28-5 when rushing for at least 150 yards during the Harbaugh Era.

## RAVENS' BEST MARKS

With Marty Mornhinweg as a member of the Ravens' coaching staff (QB's coach in 2015 & O.C. for much of 2016), Baltimore tallied the Top 2 net passing yards seasons in team history. (The Ravens also posted the second-most net yards in team history in 2015.)

### RAVENS "O" OUTPUT / SINGLE-SEASON HISTORY

NET PASSING YARDS		TOTAL NET YARDS	
Year	Yards	Year	Yards
2015	4,271	2014	5,838
2016	4,100	2015	5,749
1996	3,978	1996	5,723

## PRIME PROTECTION

Since 2014 (a 59-game span), Baltimore's 99 sacks permitted rank as the NFL's second fewest. The Ravens have allowed zero sacks in 14 games since 2014, a mark that ranks as the NFL's third most.

### NFL'S FEWEST SACKS ALLOWED / SINCE 2014

Rk.	Team	Sacks
1.	Oakland Raiders	96
2.	Baltimore Ravens	99
3.	Saints/Steelers	102

### ZERO SACKS ALLOWED / GAMES / SINCE 2014

Oakland Raiders	15
New York Giants	15
Baltimore Ravens	14
Pittsburgh Steelers	13



RB Alex Collins' YPC Rushing Average (No. 5 in 2017 among RBs)



Rushing Yards by RB Alex Collins (NFL's 14th-best mark)



2017 Games w/ at Least 135 Rushing Yards (All Victories)



Rushing Yards Per Game by Ravens in 2017 (NFL's 10th-best, tied, Atl.)

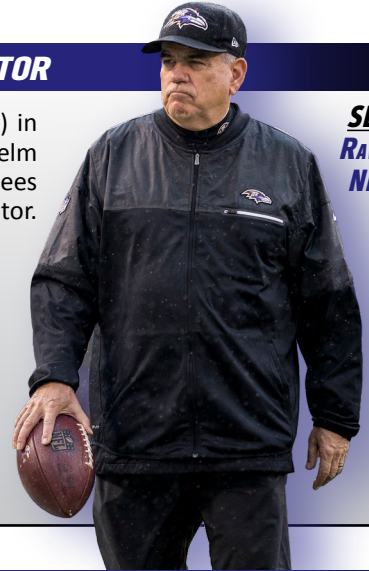


# DEAN PEES & DEFENSIVE NOTES

## PEES A PREMIER DEFENSIVE COORDINATOR

Defensive coordinator **Dean Pees** led the Ravens' seventh-ranked defense (322.1 ypg) in 2016, marking the sixth time a defense has finished in the NFL's Top 10 with Pees at the helm (despite only nine years of D.C. experience). Dating back to 1990 (the past 27 seasons), Pees ranks first (tied, Jim Bates) in percentage of Top 10 finishes (.667) as a defensive coordinator.

**SEASONS**  
RAVENS: 8TH  
NFL: 14TH



### PERCENTAGE OF TOP 10 FINISHES AS A DEFENSIVE COORDINATOR / SINCE 1990 (Minimum Six Years of Coordinator Experience)

Rk.	Defensive Coordinator (Teams)	Pct. of Top 10 Finishes
1.	<b>Dean Pees (NE/Bal.)</b>	<b>.667 (6 of 9)</b>
	Jim Bates (Atl./Mia./GB/Den./TB)	.667 (6 of 9)
3.	Monte Kiffin (Min./NO/TB/Dal.)	.647 (11 of 17)
4.	Dave Campo (Dal./Cle.)	.571 (4 of 7)
	Marvin Lewis (Bal./Was.)	.571 (4 of 7)
	Tim Lewis (Pit./NYG)	.571 (4 of 7)

## DEFENSIVE QUICK HITS

- ✓ *The Ravens are one of three teams (Denver & Seattle) to finish in the Top 10 on defense in each of the past three full seasons.*
- ✓ *Ranking seventh overall (322.1 ypg) in 2016, it marked the 12th time in the past 14 seasons that Baltimore boasted a Top 10 unit.*
- ✓ *In 2016, Baltimore extended its NFL record to 21-consecutive seasons of not permitting over 4.0 yards per carry (3.7 average).*

## SHUT 'EM DOWN

The Ravens have posted an NFL-high 13 shutouts since their 1996 inception, a mark that includes three opponent "blankings" this season. Baltimore is the fifth team – and first since 2003 (NE) – in the past 30 years to record at least three shutouts in a season.

MOST SHUTOUTS (Since 1996 / Ravens' Inception)		MOST SHUTOUTS IN A SEASON (Past 30 Years)	
Rk.	Team	Rk.	Team
1.	<b>Baltimore Ravens . . . . . 13</b>	1.	Baltimore (2000) 4
2.	San Francisco 49ers . . . . . 11	2.	<b>Baltimore (2017) 3</b>
	Seattle Seahawks . . . . . 11		New England (2003) 3
4.	New England Patriots . . . 10		San Francisco (2001) 3
	Pittsburgh Steelers . . . . 10		Washington (1991) 3

## GET 'EM OUT

Since **Dean Pees** was named "D" coordinator in 2012, Baltimore has forced the NFL's fifth-most three-&-outs (272).

### DEFENSIVE THREE-AND-OUTS / SINCE 2012

Rk.	Team	3-&-Out Drives
1.	Denver Broncos	304
2.	Houston Texans	280
3.	Arizona Cardinals	275
4.	New York Jets	274
5.	<b>Baltimore Ravens</b>	<b>272</b>

## 2017 DEFENSIVE NUMBERS TO RAVE ABOUT

**18**

A league-best interceptions by the Ravens' defense, including 2 in Week 12's win over Houston.

**26**

Total takeaways (18 INTs & 8 FRs) by the Ravens, ranking as the NFL's most in 2017.

**65.9**

Defensive passer rating for Baltimore, ranking as the NFL's best mark entering Week 13.

## RAVENS "D" UNDER HARBAUGH (SINCE '08)

**Dean Pees** leads a defensive unit that, during the **John Harbaugh** Era (2008-17), has been superb.

### POINTS PER GAME ALLOWED

1. Pittsburgh . . . . . 18.7
2. **Baltimore . . . . . 19.0**
3. Seattle . . . . . 19.5

### TOUCHDOWNS ALLOWED

1. **Baltimore . . . . . 309**
2. Pittsburgh . . . . . 310
3. Seattle . . . . . 324

### TOTAL NET YARDS ALLOWED

1. Pittsburgh . . . . . 305.8
2. **Baltimore . . . . . 316.1**
3. NY Jets . . . . . 316.6

### OPPONENT PASSER RATING

1. **Baltimore . . . . . 79.1**
2. Cincinnati . . . . . 80.2
3. Buffalo . . . . . 80.9

### RUSHING YARDS ALLOWED

1. Pittsburgh . . . . . 92.5
2. **Baltimore . . . . . 98.1**
3. NY Jets . . . . . 100.7

### THIRD-DOWN DEFENSE

1. Houston . . . . . 35.5
2. **Baltimore . . . . . 35.9**
3. Denver . . . . . 36.2

## TURNOVERS IN 2017

The Ravens have tallied an NFL-high 26 turnovers this season, including a league-best 18 INTs. The 26 forced turnovers stand as the third most through the first 11 games of a season in Ravens franchise history.

**Ravens' Strong Start in 2017: Baltimore is the only NFL team to produce at least 4 INTs and 3 sacks in each of its first two games of a season since sacks became an official stat in 1982. The Ravens are also the third NFL team since the 1970 merger – and first since the 1992 Steelers – to record at least 4 INTs in each of a season's first two games. (The other team is the 1971 Browns.)**






# OZZIE NEWSOME / PERSONNEL NOTES

## THE WIZARDRY OF OZ

### SEASONS

Ravens: 22<sup>ND</sup>

NFL: 40<sup>TH</sup>



Ozzie Newsome's legacy is unlike any the game has seen. Known throughout all of sports as a premier leader, Newsome is a Hall of Fame player, the architect of Baltimore's 2000 and 2012 Super Bowl championship teams and an elite personnel evaluator who became the NFL's first African American GM.

### OZZIE NEWSOME CAREER SNAPSHOT

- NFL's first African American General Manager (promoted in 2002)
- Architect of Ravens 2000 & 2012 Super Bowl Championship Teams
- NFL Executive of the Year (2000)
- Pro Football Hall of Fame (class of 1999)
- State of Alabama Hall of Fame (class of 1995)
- National Football Foundation College Hall of Fame and NCAA Hall of Fame (class of 1994)
- 13-Year NFL Tight End with Cleveland Browns (1978-90)
- Three-Time Pro Bowler (1981, 1984-85)
- Four-Time Cleveland Touchdown Club Offensive Player of the Year
- Current Member of Two Major NFL Policy-Making Groups: Competition Committee and Player Care Foundation Board

## FIRST-ROUND FINDS

Led by Ozzie Newsome, the Ravens have selected 22 players in the NFL Draft's first round. These picks have earned 58 combined Pro Bowls, many All-Rookie honors, multiple Defensive Player of the Year Awards and two Super Bowl MVP honors.

### RAVENS ALL-TIME FIRST-ROUND DRAFT PICKS

Year	Name	Pick	Pro Bowls
1996	T Jonathan Ogden*	4	11
1996	LB Ray Lewis* ++ ~	26	13
1997	LB Peter Boulware*	4	4
1998	CB Duane Starks*	10	
1999	CB Chris McAlister*	10	3
2000	RB Jamal Lewis*=	5	1
2000	WR Travis Taylor	10	
2001	TE Todd Heap*	31	2
2002	S Ed Reed* +	24	9
2003	OLB Terrell Suggs* +	10	6
2003	QB Kyle Boller	19	
2005	WR Mark Clayton*	22	
2006	DT Haloti Ngata*	12	5
2007	G Ben Grubbs*	29	2
2008	QB Joe Flacco^ ~	18	
2009	T Michael Oher*	23	
2011	CB Jimmy Smith	27	
2013	S Matt Elam	32	
2014	LB C.J. Mosley*	17	2
2015	WR Breshad Perriman	26	
2016	T Ronnie Stanley	6	
2017	CB Marlon Humphrey	16	

\* All-Rookie Team    ^ Rookie of the Year (*NFL.com* Fan Vote)  
 ~ Super Bowl MVP    + Defensive Player of the Year Awards  
 = Offensive Player of the Year Award

## HOMEGROWN PRO BOWLERS

Year Drafted (Rd.)	Name	Pro Bowls
1996 (1st)	LB Ray Lewis	13
1996 (1st)	T Jonathan Ogden	11
2002 (1st)	S Ed Reed	9
2003 (1st)	OLB Terrell Suggs	6
<b>2007 (3rd)</b>	<b>G Marshal Yanda</b>	<b>6</b>
2006 (1st)	DT Haloti Ngata	5
1997 (1st)	OLB Peter Boulware	4
1999 (1st)	CB Chris McAlister	3
2008 (2nd)	RB Ray Rice	3
<b>2015 (RFA)</b>	<b>LS Morgan Cox #</b>	<b>2</b>
2001 (1st)	TE Todd Heap	2
1996 (5th)	WR/RS Jermaine Lewis	2
2007 (4th)	FB Le'Ron McClain	2
<b>2014 (1st)</b>	<b>LB C.J. Mosley</b>	<b>2</b>
2000 (6th)	OLB Adalius Thomas	2
<b>2012 (RFA)</b>	<b>K Justin Tucker #</b>	<b>2</b>
2007 (1st)	G Ben Grubbs	1
<b>2013 (4th)</b>	<b>FB Kyle Juszczyk</b>	<b>1</b>
2006 (6th)	P Sam Koch	1
2000 (1st)	RB Jamal Lewis	1
2002 (RFA)	LB Bart Scott #	1

# Undrafted rookie free agent    **Bold** indicates 2016 Pro Bowler



**21**  
HOMEGROWN  
RAVENS PRO BOWL  
PLAYERS



**18**  
RAVENS  
DRAFT PICKS  
To Earn Pro Bowls



**3**  
RAVENS  
ROOKIE FREE AGENTS  
To Earn Pro Bowls

*"Really, Ozzie is an ambassador for the NFL, period. I think about three 'C's' when I think about Ozzie: classy, consistency and championships. That's what I think about. We're all chasing Ozzie Newsome, man. He doesn't talk about it, but go in his office, he's got skins on the wall. He doesn't have to talk about it. His resume says it all for him." – Jerry Reese, Giants GM*



# OZZIE NEWSOME / PERSONNEL NOTES

## AN ELITE CLUB

The Baltimore Ravens have won two Super Bowl titles during their 21-year history, capturing the Lombardi Trophy in 2000 and 2012. Baltimore is just one of four NFL franchises to win multiple World Championships since 2000.



### MOST SUPER BOWL CHAMPIONSHIPS (Since 2000 Season)

Titles	Team	Seasons
5	New England Patriots	2001, '03-04, '14, '16
2	<b>Baltimore Ravens</b>	<b>2000, '12</b>
2	New York Giants	2007, '11
2	Pittsburgh Steelers	2005, '08

## CONSISTENT CONTENDERS

The Baltimore Ravens have earned 10 playoff berths in their history (2014, 2012, 2011, 2010, 2009, 2008, 2006, 2003, 2001, 2000). Baltimore's 10 berths from 2000-16 rank fourth in the AFC and tie (Philadelphia) for sixth overall in the NFL.

### MOST NFL PLAYOFF BERTHS (2000-16 / Past 17 Full Seasons)

AFC	NFC
14 - New England	13 - Green Bay
13 - Indianapolis	11 - Seattle
11 - Pittsburgh	10 - Philadelphia
<b>10 - Baltimore</b>	8 - NY Giants

## PLAYOFFS SINCE 2008

Baltimore is one of seven teams to earn a playoff berth six of the past nine seasons. In each of those respective playoff years, the Ravens won at least one playoff games.

### MOST NFL PLAYOFF BERTHS/ 2008-16 / PAST NINE SEASONS

Berths	Team	Seasons
8	Green Bay Packers	2009-16
8	New England Patriots	2009-16
<b>6</b>	<b>Baltimore Ravens</b>	<b>2008-12, 2014</b>
6	Cincinnati Bengals	2009, 2011-15
6	Indianapolis Colts	2008-10, 2012-14
6	Pittsburgh Steelers	2008, 2010-11, 2014-16
6	Seattle Seahawks	2010, 2012-16

## RAVENS "20/20" CLUB

The Ravens' "20/20 Club" includes members of the team's personnel staff who started with the Ravens as young assistants and grew into evaluators with more input. The term "20/20" refers to hiring 20-year-olds for \$20,000. But according to **Ozzie Newsome**: "The guys actually started when they were a little older than 20 and for more than \$20,000, but that's what we call them."

### RAVENS "20/20 CLUB" GRADUATES / CURRENT SCOUTS

Name	Joined Ravens	Current Title
George Kokinis (Cle.)	1991	Senior Personnel Assistant
Eric DeCosta	1996	Assistant General Manager
Joe Hortiz	1998	Director of College Scouting
Chad Alexander	1999	Asst. Dir. of Pro Personnel
Mark Azevedo	2005	Northeast Area Scout
David Blackburn	2007	West Area Scout
Andrew Raphael	2013	Southeast Area Scout
Brandon Berning	2015	Midwest/SW Area Scout

## UNDRAFTED GEMS

Undrafted rookie free agents **LB Bam Bradley**, **CB Jaylen Hill**, **FB/DL Patrick Ricard** made the Ravens' 2017 Week 1 roster. Their statuses marked the 14th-straight season a RFA has made Baltimore's roster, tying for the NFL's second-longest active streak.

### CONSECUTIVE SEASONS W/ ROOKIE FA ON WEEK 1 ROSTER (Current NFL Streaks)

Rk.	Team	Seasons
1.	Indianapolis Colts	18
2.	<b>Baltimore Ravens</b>	<b>14</b>
	Denver, New England	14

## ROOKIE FREE AGENTS

The Ravens have a history of unearthing rookie free agent gems. On their Week 13 roster, Baltimore has 13 players who entered the NFL as RFAs. Of those, nine were originally signed by the Ravens.

### ORIGINAL RAVENS ROOKIE FA SIGNINGS / WEEK 13 ROSTER

2010: LS Morgan Cox	2016: G/C Matt Skura
2012: K Justin Tucker	2017: CB Jaylen Hill
2014: T James Hurst	2017: FB/DL Patrick Ricard
2016: LB Patrick Onwuasor	2017: G Maurice Shaker
2016: DT Michael Pierce	

## RAVENS SUCCESS ACROSS THE DRAFT BOARD

- 1st** → Jonathan Ogden ('96), Ray Lewis ('96), Peter Boulware ('97), Chris McAlister ('99), Jamal Lewis ('00), Todd Heap ('01), Ed Reed ('02), Terrell Suggs ('03), Haloti Ngata ('06), Joe Flacco ('08), Jimmy Smith ('11), C.J. Mosley ('14), Ronnie Stanley ('16)
- 2nd** → Jamie Sharper ('97), Ray Rice ('08), Torrey Smith ('11), Courtney Upshaw ('12), Kelechi Osemele ('12), Timmy Jernigan ('14)
- 3rd** → Casey Rabach ('01), Marshal Yanda ('07), Lardarius Webb ('09), Brandon Williams ('13), Crockett Gillmore ('14)
- 4th** → Edwin Mulitalo ('99), Jarret Johnson ('03), Le'Ron McClain ('07), Dennis Pitta ('10), Kyle Juszczyk ('13), Alex Lewis ('16), Tavon Young ('16)
- 5th** → Jermaine Lewis ('96), Dawan Landry ('06), Arthur Jones ('10), Pernell McPhee ('11), Rick Wagner ('13), John Urschel ('14)
- 6th** → Adalius Thomas ('00), Chester Taylor ('02), Sam Koch ('06), Haruki Nakamura ('08), Tyrod Taylor ('11)
- 7th** → DeAngelo Tyson ('12), Michael Campanaro ('14)
- RFA** → Mike Flynn ('97), Priest Holmes ('97), Will Demps ('02), Bart Scott ('02), Ma'ake Kemoeatu ('02), Jameel McClain ('08), Dannell Ellerbe ('09), Morgan Cox ('10), Justin Tucker ('12), Zach Orr ('14), Michael Pierce ('16)



# IRONMEN & TURNOVER NOTES

## NFL IRONMEN

Among active NFL players, Ravens **P Sam Koch** (187) & **CB Brandon Carr** (155) each rank third and second at their respective positions for current streaks of most consecutive games played. Koch's streak also ranks as the longest in Ravens history.

### CONSECUTIVE GAMES PLAYED / CURRENT NFL STREAKS

#### PUNTERS

1. Shane Lechler (Hou.) . . . 249
2. Donnie Jones (Phi.) . . . 203
- 3. Sam Koch (Bal.) . . . . . 187**
4. Brett Kern (Ten.) . . . . . 155

#### CORNERBACKS

1. William Gay (Pit.) . . . . . 171
- 2. Brandon Carr (Bal.) . . . . . 155**
3. Patrick Peterson (Ari.) . . 107
4. Nevin Lawson (Det.) . . . . 36

## CARR IS THE IRON HORSE

Ravens **CB Brandon Carr's** 155-consecutive starts rank as the NFL's longest active streak among defensive players, and it stands fifth overall among all NFL position players.

### NFL CONSECUTIVE GAMES STARTED / CURRENT STREAKS

Rk.	Player	Games
1.	Eli Manning (NYG)	210
2.	Philip Rivers (LAC)	187
3.	Jason Witten (Dal.)	174
4.	Donald Penn (Oak.)	167
<b>5.</b>	<b>Brandon Carr (Bal.)</b>	<b>155*</b>
6.	Andy Levitre (Atl.)	139
7.	Glover Quin (Det.)	127

\* longest streak among NFL defenders

## RAVENS IRONMEN

### RAVENS CONSECUTIVE GAMES PLAYED / CURRENT STREAKS

Rk.	Player	Games
1.	Sam Koch	187
2.	Justin Tucker	91
3.	Anthony Levine Sr.	75

### RAVENS CONSECUTIVE GAMES PLAYED / ALL-TIME STREAKS

Rk.	Player	Games	Years
<b>1.</b>	<b>Sam Koch</b>	<b>187</b>	<b>2006-present</b>
2.	Jarret Johnson	129	2003-11
3.	Joe Flacco	122	2008-2015
4.	Peter Boulware	111	1997-2003
5.	Matt Stover	110	2002-08

### BALTIMORE RAVENS MOST ALL-TIME GAMES PLAYED

Rk.	Player	Games	Years
1.	Ray Lewis	228	1996-2012
<b>2.</b>	<b>Terrell Suggs</b>	<b>208</b>	<b>2003-present</b>
3.	Matt Stover	207	1996-2008
<b>4.</b>	<b>Sam Koch</b>	<b>187</b>	<b>2006-present</b>
5.	Jonathan Ogden	177	1996-2007
6.	Ed Reed	160	2002-12
<b>7.</b>	<b>Joe Flacco</b>	<b>149</b>	<b>2008-present</b>
<b>8.</b>	<b>Marshal Yanda</b>	<b>146</b>	<b>2007-present</b>
9.	Jarret Johnson	143	2003-11
10.	Chris McAlister	135	1999-2008
	Haloti Ngata	135	2006-14
12.	Kelly Gregg	134	2001-10
13.	Mike Flynn	133	1998-2007
	Todd Heap	133	2001-10

## TURNOVER MARGIN SINCE 2008

Rk.	Team	Take-Aways	Give-Aways	Turnover Diff.
1.	New England	277	151	+126
2.	Green Bay	276	175	+101
<b>3.</b>	<b>Baltimore*</b>	<b>258</b>	<b>218</b>	<b>+40</b>
	Kansas City	245	205	+40
	Seattle	249	209	+40
6.	Atlanta	241	207	+34
7.	San Francisco	240	207	+33
8.	Carolina	270	238	+32

\* Ravens (+11) rank No. 1 in the NFL in 2017.

## 2017 TURNOVER DIFFERENTIAL

- Entering Week 13, the Ravens' +11 turnover ratio ranks No. 1 in the NFL.
- Baltimore's 26 total takeaways (18 INTs & 8 FRs) rank No. 1 in the NFL, as well.
- The Ravens' 18 interceptions rank No. 1 in the NFL entering Week 13. (Eagles are second with 16.)
- After registering a +4 turnover ratio in Week 1 at Cincinnati, the Ravens followed up that performance with a +3 outing vs. Cleveland. (Both performances yielded wins.)
- In each of those games, Baltimore produced 5 takeaways, marking the first time in franchise history the Ravens have boasted back-to-back games forcing 5 turnovers.

## TURNOVER TABLE SINCE 2000

Year	TA/TO	Plus/Minus	Record
2017	26/15	+11	6-5
2016	28/23	+5	8-8
2015	14/28	-14	5-11
2014	22/20	+2	10-6
2013	24/29	-5	8-8
2012	25/16	+9	10-6
2011	26/24	+2	12-4
2010	27/20	+7	12-4
2009	32/22	+10	9-7
2008	34/21	+13	11-5
2007	23/40	-17	5-11
2006	40/23	+17	13-3
2005	26/36	-10	6-10
2004	34/23	+11	9-7
2003	41/38	+3	10-6
2002	31/32	-1	7-9
2001	28/36	-8	10-6
2000	49/26	+23	12-4
<b>Total</b>	<b>530/472</b>	<b>+58</b>	<b>163-120</b>

## RAVENS ARE...

Since 2000, here are the Ravens' records in a game:

- When turnover ratio is +2 or better . . . . . 74-5
- When turnover ratio is +1 or better . . . . . 106-16
- When turnover ratio is even . . . . . 29-21
- When turnover ratio is negative . . . . . 27-81

**Note:** Since 2000, the Ravens own a 74-5 record when posting at least a +2 turnover margin in a game, with the only losses coming in 2010 (23-20 OT at NE), 2012 (24-23 at Phi.), 2014 (34-33 vs. SD) and twice in 2016 (27-23 at NYG & 30-23 at NE).





# THAT M&T MAGIC



## AT HOME UNDER HARBAUGH

Under **John Harbaugh** (since 2008) the Ravens own the NFL's third-best home winning percentage (.740), going 57-20 at M&T Bank Stadium.

### NFL'S BEST REGULAR SEASON HOME RECORDS (John Harbaugh Era / Since 2008)

Rk.	Team	Record	Pct.
1.	New England Patriots	66-12	.846
2.	Green Bay Packers	58-19-1	.750
3.	<b>Baltimore Ravens</b>	<b>57-20</b>	<b>.740</b>
4.	Pittsburgh Steelers	56-21	.727
5.	New Orleans/Seattle	52-25	.675

## RAVENS DOMINATE AT HOME

Simply put, the Ravens have been dominant at home since the day they arrived in Baltimore. Below are the Ravens' respective home records and corresponding NFL rankings during several periods.

### RAVENS HOME RECORDS / NFL RANKINGS

Time Period (Milestone)	Record	NFL Rank
Since 2010 (Past Eight Seasons)	45-16	4
Since 2008 (John Harbaugh's Arrival)	57-20	3
Since 2000 (First Super Bowl Season)	103-38	2
Since 1998 (M&T Bank Stadium Opened)	111-46	3
Since 1996 (Team's Inception)	118-54-1	5

## AT HOME, RAVENS ARE...

- Under **John Harbaugh**, the Ravens are 18-3 in November home games, producing the NFL's best record. The Ravens have won 16 of their past 18 home games during the month.
- Under Harbaugh, the Ravens are 15-2 in September home games. The Ravens have won 18 of their past 20 home games in the month of September.
- The Ravens are 14-7 at home in the month of December under Harbaugh and 34-15 in such games during their history.
- Under coach Harbaugh, the Ravens are 21-8 in home games played against AFC North foes.
- Baltimore has won 16 of its last 21 home games vs. AFC North foes.
- Baltimore has won 18 of its last 22 home games vs. NFC teams.
- The Ravens are 12-3 at home all time against teams from the *West Coast* (Oak. – 5-1, SD – 3-1, SF – 2-0 and Sea. – 2-1).
- In the Ravens' history, Baltimore has hosted 17 games when the temperature was below 40 degrees. Impressively, the Ravens are 15-2 in these contests, winning 15 of the past 16.

## TOP "D" AT HOME

Baltimore has permitted an NFL-best 16.4 ppg at home during the **John Harbaugh** Era. Under "Harbs," the Ravens are 29-0 at home when allowing 10 points or fewer. In 18 of those games, the Ravens gave up no more than 7 points.

### FEWEST POINTS/GAME ALLOWED AT HOME (Since 2008)

Rk.	Team	PPG
1.	<b>Baltimore</b> . . . . .	<b>16.4</b>
2.	Seattle . . . . .	17.8
3.	Pittsburgh . . . . .	17.9

## RAVENS DEFENSE AT HOME (SINCE 2008)



**16.4**  
Points Per Game Allowed  
(NFL's Fewest)



**73.6**  
Opponent Passer Rating  
(NFL's Best)



**297.8**  
Yards Per Game Allowed  
(NFL's Second Fewest)

## M&T BANK STADIUM FAST FACTS

✓ *Dating back to 2008, the Ravens have outscored opponents 1,894 to 1,260 at home. In their 57 wins during this span, the margin of victory has been a strong 14.0 points per game.*

✓ *In 2017, the Ravens boast the NFL's No. 5 scoring defense at home, allowing just 15.8 points per game.*

## QUITE THE HOME HISTORY

The Ravens' "D" has been stout at home for many seasons. Since 2003, Baltimore ranks first in fewest points allowed per game (16.3) among home teams. The Ravens have also registered the top mark in terms of fewest yards allowed per game (291.9).

### BEST NFL DEFENSES AT HOME / SINCE 2003

TOTAL DEFENSE (Fewest Yards Allowed)	POINTS PER GAME (Fewest Allowed)
1. Baltimore . . . . . 291.9	1. Baltimore . . . . . 16.3
2. Pittsburgh . . . . . 294.6	2. New England . . . . . 17.2
3. NY Jets . . . . . 304.3	3. Seattle . . . . . 17.6
INTERCEPTIONS (Most in NFL)	SACKS (Most in NFL)
1. Baltimore . . . . . 148	1. Minnesota . . . . . 324
2. Green Bay . . . . . 146	2. Baltimore . . . . . 314
3. New England . . . . . 145	3. LA Rams . . . . . 306
4. Cincinnati . . . . . 144	4. Seattle . . . . . 304



# ALL-TIME RESULTS / TRENDS

## RAVENS ALL-TIME RECORDS

	<u>Overall Record</u>	<u>Home</u>	<u>Away</u>
Overall	187-159-1	118-54-1	69-105
In M&T Bank Stadium (since 1998)	111-46	111-46	n/a
Coached by Ted Marchibroda	16-31-1	11-12-1	5-19
Coached by Brian Billick	80-64	50-22	30-42
Coached by John Harbaugh	91-64	57-20	34-44
vs. AFC Teams	145-123	92-48	53-75
vs. AFC North	54-39	33-14	21-25
vs. AFC Central (1996-2001)	26-28	13-14	13-14
vs. AFC East	22-21	16-5	6-16
vs. AFC South	16-17	11-5	5-12
vs. AFC West	23-18	15-7	8-11
vs. NFC Teams	47-37-1	31-9-1	16-28
vs. NFC North	7-8	5-2	2-6
vs. NFC Central (1996-2001)	3-5	3-1	0-4
vs. NFC East	13-9-1	8-2-1	5-7
vs. NFC South	10-6	5-3	5-3
vs. NFC West	14-9	10-1	4-8
On Monday Night Football - ABC/ESPN	12-11	5-2	7-9
On NBC/ESPN - Sunday Night or Thursday Night	16-13	12-5	4-8
On NFL Network	6-2	4-0	2-2
In Overtime	12-11-1	7-4-1	5-7
Ravens Shutout Wins	13-0	6-0	7-0
In Season Openers	10-11	7-4	4-7
Indoors	6-15	n/a	6-15
<b>Note:</b> Baltimore has played in Houston's Reliant/NRG Stadium five times (3-2), Indy's Lucas Oil Stadium twice (0-2) and Dallas' Texas Stadium once (1-0). Three of those games at Reliant Stadium (12/13/10, 10/21/12 & 12/21/14) came when the roof was closed, meaning those games were "indoors," while the other games listed are considered "outdoors" due to open roofs.			
In August	0-1	0-1	0-0
In September	45-29	29-7	16-22
In October	35-49	19-19	16-30
In November	55-38-1	33-12-1	22-26
In December	47-38	34-15	13-23
In January	5-4	3-0	2-4

## RAVENS RESULTS WHEN...

<u>Team</u>	<u>Since 2000</u>	<u>Since 2008</u>	<u>2017</u>
Record	163-120	91-64	6-5
vs. AFC North (since 2002)	54-39	36-21	2-1
vs. AFC	123-90	69-47	5-3
vs. NFC	40-30	22-17	1-2
Home	103-38	57-20	3-2
Away	60-82	34-44	3-3
On grass	73-63	35-27	5-4
Artificial turf	90-57	56-37	1-1
Outdoors	158-108	85-56	6-4
Indoors	5-12	4-7	0-1
September	37-22	22-11	2-1
October	32-38	16-22	2-3
November	50-26	30-12	2-1
December	39-31	20-17	0-0
January	5-3	3-2	0-0
Leading at halftime	127-23	72-17	6-0
Trailing at halftime	27-84	14-42	0-5
Tied at halftime	9-13	5-5	0-0
Tied after 3 quarters	3-6	1-2	0-0
Leading After 3 quarters	138-16	80-14	6-0
Trailing after 3 quarters	23-97	10-51	0-5
Decided by 7 points or less	69-65	38-41	1-2
Decided by 3 points or less	39-37	23-23	0-2
When scoring first	113-35	67-20	5-1
When not scoring first	51-85	24-44	1-4
Positive or even turnover ratio	136-38	72-26	6-1
Negative turnover ratio	27-82	19-38	0-4
Winning penalty ratio	74-47	43-21	4-2
Losing penalty ratio	77-63	40-35	2-3
Overtime	9-9	6-6	0-1
When returning a KOR for a TD	5-3	5-2	0-1
When returning a PR for a TD	8-3	4-1	0-1

<u>Offense</u>	<u>Since 2000</u>	<u>Since 2008</u>	<u>2017</u>
Scoring 20 or more points	125-41	74-26	6-2
Scoring 30 or more points	54-6	34-4	2-0
Having 20 or more first downs	70-44	48-25	1-1
Totaling 350 or more net yards	72-37	47-22	1-0
At least 35 minutes time of poss.	39-7	19-5	0-0
Rushing for 150 or more yards	53-13	28-5	2-0
When not throwing an INT	89-20	51-13	3-1
With a 100-yard rusher	52-20	24-7	1-0
Without a 100-yard rusher	111-100	67-57	5-5
With a 100-yard receiver	36-22	23-15	1-0
Without a 100-yard receiver	127-98	68-49	5-5
With a 300-yard passer	21-18	18-13	0-0
Without a 300-yard passer	142-102	73-51	6-5

<u>Defense</u>	<u>Since 2000</u>	<u>Since 2008</u>	<u>2017</u>
When scoring a defensive TD	40-7	18-5	2-0
When returning an INT for a TD	32-3	14-2	1-0
When returning a fumble for a TD	8-4	4-3	1-0
Recording 3 or more sacks	89-36	43-22	5-2
Holding opp. under 250 net yards	48-6	32-6	3-0
Holding opp. under 21 points	130-35	74-14	6-0
Holding opp. under 15 points	103-15	55-6	4-0
Allowing a 100-yard rusher	17-27	10-16	0-3
Not allowing a 100-yard rusher	145-94	81-48	6-2
Allowing a 100-yard receiver	34-38	17-22	2-0
Not allowing a 100-yard receiver	130-81	74-42	4-5
Allowing a 300-yard passer	22-24	14-16	0-0
Not allowing a 300-yard passer	140-96	77-48	6-5



# TERRELL SUGGS NOTES



**55 SUGGS**  
**15TH SEASON**  
**6 PRO BOWLS**  
**2011 NFL DPOY**  
**6-3, 265**  
**OUTSIDE LINEBACKER**

## SUGGS SIZZLES

**OLB Terrell Suggs**, the 2011 Defensive Player of the Year and Ravens' all-time sacks leader (124.0), tallied 2 sacks and 1 FF in Week 12's win vs. Houston, and for the season, owns a team-high 9.5 QB drops. "Sizzle" also ranks No. 2 in career Ravens tackles (889).

RAVENS ALL-TIME SACKS		
Rk.	Player (Years)	Sacks
1.	<b>Terrell Suggs (2003-17)</b>	<b>124.0</b>
2.	Peter Boulware (1997-2005)	70.0
3.	Michael McCrary (1997-2002)	51.0
4.	Ray Lewis (1996-2012)	41.5
5.	Adalius Thomas (2000-06)	38.5

RAVENS ALL-TIME TACKLES		
Rk.	Player (Years)	Tackles
1.	Ray Lewis (1996-2012)	2,643
2.	<b>Terrell Suggs (2003-17)</b>	<b>889</b>
3.	Kelly Gregg (2001-10)	721
4.	Ed Reed (2002-12)	661
5.	Haloti Ngata (2006-14)	528

*"Man, he's a Hall of Famer to me. The guy is ridiculous. I have the utmost respect for him. I loved him when he was in college. I love watching him play in the NFL. He's one of the best to ever do it." – Derek Carr, Raiders QB*

## SUGGS' STANDINGS

SUGGS' CAREER SACKS (Most vs. a Single Team)	
1.	Cleveland Browns .....18
2.	Pittsburgh Steelers.... 14.5
3.	Cincinnati Bengals .... 12.5
4.	Miami Dolphins ..... 8.5

**Note:** Including playoffs, Suggs has totaled 19.5 sacks vs. Pittsburgh.

RAVENS SACKS LEADERS (2017 Season)	
1.	<b>Terrell Suggs ..... 9.5</b>
2.	Matthew Judon ..... 5
3.	Willie Henry ..... 2.5
4.	Tyus Bowser ..... 2
	Tony Jefferson ..... 2
	A. Levine, L. Webb ..... 2

RAVENS SACKS LEADERS (Single-Season Records)	
1.	Elvis Dumervil (2014) ..... 17
2.	Peter Boulware (2001) ..... 15
3.	Michael McCrary (1998) .. 14.5
4.	<b>Terrell Suggs (2011) ..... 14</b>
5.	Trevor Pryce (2006) ..... 13
6.	<b>Terrell Suggs (2014, 2003) .. 12</b>

RAVENS FORCED FUMBLES (Career Leaders)	
1.	<b>Terrell Suggs ..... 36</b>
2.	Ray Lewis ..... 20
3.	Adalius Thomas ..... 17
4.	Peter Boulware ..... 13
5.	Ed Reed ..... 11
6.	Jarret Johnson ..... 9

## ACTIVE NFL SACK LEADERS

**OLB Terrell Suggs'** 124 career sacks rank third among active players, as do his 881 yards lost. Suggs had a team-, career- and AFC-high 14 sacks in 2011. He posted 10 QB drops during the 2013 campaign, 12 in 2014, 8 in 2016 and has 9.5 so far in 2017.

NFL SACKS LEADERS / ACTIVE PLAYERS			
Rk.	Player	Sacks	Yards
1.	Julius Peppers (Car.)	152.0	910.5
2.	Dwight Freeney (Sea.)	125.5	953.5
3.	<b>Terrell Suggs (Bal.)</b>	<b>124.0</b>	<b>881.0</b>
4.	Elvis Dumervil (SF)	103.5	675.5
5.	Tamba Hali (KC)	89.5	591.5
	Cameron Wake (Mia.)	89.5	566.0
7.	James Harrison (Pit.)	82.5	526.5
8.	Von Miller (Den.)	82.0	515.0
9.	Clay Matthews (GB)	76.0	489.5
	J.J. Watt (Hou.)	76.0	519.0

## A PLAYOFF PERFORMER

**OLB Terrell Suggs** has posted 12.5 sacks in the playoffs, producing a mark that ranks third in all-time NFL postseason history.

NFL POSTSEASON SACKS LEADERS / ALL TIME			
Rk.	Player	Sacks	Yards
1.	Willie McGinest	16.0	113.5
2.	Bruce Smith	14.5	109.5
3.	<b>Terrell Suggs</b>	<b>12.5</b>	<b>79.0</b>

## SUGGS SURPASSES 200

MOST REGULAR SEASON GAMES PLAYED / ACTIVE DEFENDERS		
Rk.	Player (Year Entered NFL)	Games
1.	DE Julius Peppers (2002)	245
2.	CB Terence Newman (2003)	216
3.	DE Dwight Freeney (2002)	213
4.	<b>OLB Terrell Suggs (2003)</b>	<b>208</b>

## SUGGS FAST FACTS

- ✓ *The Ravens are 71-29 all time when Suggs records at least a half-sack.*
- ✓ *Baltimore is 20-1 when he tallies 2-or-more sacks.*
- ✓ *The Ravens are 5-0 when he posts 3 sacks.*
- ✓ *Suggs is the only active NFL player to post 800 tackles, 100 sacks & 30 FFs.*



**124**  
**CAREER SACKS**  
 (Most by a Raven)



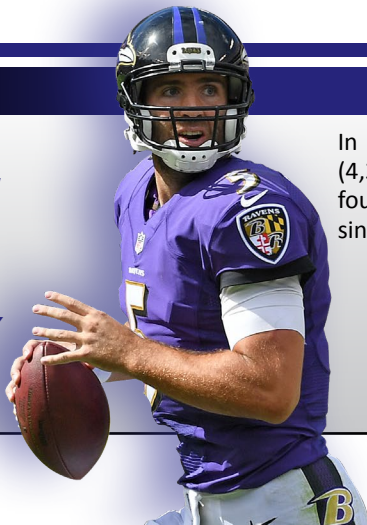
**881**  
**SACK YARDS**  
 (Most by a Raven)



**36**  
**FUMBLES FORCED**  
 (Most by a Raven)



# JOE FLACCO NOTES



## THE FRANCHISE QUARTERBACK

### 5 FLACCO

10TH SEASON

SUPER BOWL XLVII MVP

6-6, 245

QUARTERBACK

In 2016, QB Joe Flacco set a Ravens' single-season franchise record for passing yards (4,317), which also ranked as the NFL's seventh most (second in the AFC). Flacco now owns four of the Top 5 passing yards campaigns in team history. In 2016, he also set Baltimore's single-season completions record (436), breaking his previous record (362 in 2013).

### RAVENS CAREER PASSING LEADERS

Rk.	Player	G	Att	Cmp	Pct	Yards	TDs	INTs	Rate
1.	Joe Flacco	149	5,093	3,144	61.7	34,514	191	128	83.8
2.	Kyle Boller	53	1,311	746	56.9	7,846	45	44	71.9
3.	V. Testaverde	29	1,019	596	58.5	7,148	51	34	82.8

## PLAYOFF PERFECTION

Super Bowl XLVII MVP QB Joe Flacco was masterful during the Ravens' 2012 playoff run, completing 73 of 126 passes for 1,140 yards, 11 TDs and 0 INTs to produce a 117.2 passer rating. Flacco joined Hall of Fame QB Joe Montana (1989) as the only players to produce 11 TDs and 0 INTs during an NFL postseason.

### JOE FLACCO STATISTICS / 2012 PLAYOFFS

Game (Opp./Rd.)	Cmp-Att	Pct.	Yards	TDs	INTs	Rate
1/06/13 vs. Ind. (WC)	12-23	52.2	282	2	0	125.6
1/12/13 at Den. (Div.)	18-34	52.9	331	3	0	116.2
1/20/13 at NE (AFC)	21-36	58.3	240	3	0	106.3
2/03/13 at SF (SB)	22-33	66.6	287	3	0	124.2
<b>Totals (Record: 4-0)</b>	<b>73-126</b>	<b>57.9</b>	<b>1,140</b>	<b>11</b>	<b>0</b>	<b>117.2</b>

## FLACCO POSTSEASON QUICK HITS

- ✓ Flacco, Joe Montana (1989) and Kurt Warner (2008) are the only QBs in NFL history to throw 11 TDs in a single postseason. Neither Flacco nor Montana threw an INT.
- ✓ In the Ravens' last 10 playoff games (since the 2010 season), Flacco is 196-of-327 for 2,563 yards, 24 TDs and 4 INTs (104.1 rating). He has led the Ravens to a 7-3 record in these contests.
- ✓ In Baltimore's last six playoff games (5-1 record), Flacco has thrown 17 TDs and 2 INTs. Completing 119 of 200 passes for 1,691 yards, he owns a magnificent 111.1 QB rating.
- ✓ Flacco has thrown at least 2 TDs in eight-straight playoff games, marking the longest streak in NFL postseason history.

## QUARTERBACK WINS

### MOST TOTAL WINS BY QBs

(Includes Playoffs / Since 2008)

Rk.	Player	Record
1.	Tom Brady	117-36
2.	Aaron Rodgers	103-54
3.	Ben Roethlisberger	101-51
4.	Joe Flacco	99-65
5.	Drew Brees	97-64

### MOST REGULAR SEASON WINS BY QBs

(First SEVEN Seasons / NFL History)

Rk.	Player	Wins
1.	Joe Flacco (2008-14)	72
2.	Tom Brady (2000-06)	70
3.	Ben Roethlisberger (2004-10)	69

### MOST REGULAR SEASON WINS BY QBs

(First EIGHT Seasons / NFL History)

Rk.	Player	Wins
1.	Tom Brady (2000-07)	86
2.	Ben Roethlisberger (2004-11)	80
3.	Peyton Manning (1998-2005)	80
4.	Jim Kelly (1986-93)	76
5.	Joe Flacco (2008-15)	75

### MOST REGULAR SEASON WINS BY QBs

(First NINE Seasons / NFL History)

Rk.	Player	Wins
1.	Peyton Manning (1998-2006)	92
2.	Tom Brady (2000-08)	87
	Ben Roethlisberger (2004-12)	87
4.	Matt Ryan (2008-16)	85
5.	Joe Flacco (2008-16)	83
	Jim Kelly (1986-94)	83

## QB PLAYOFF VICTORIES

### PLAYOFF WINS (ACTIVE QBs / SINCE 2008)

1.	Tom Brady	11
2.	Joe Flacco	10
3.	Aaron Rodgers	9
4.	Ben Roethlisberger	8
	Russell Wilson	8

### ROAD PLAYOFF WINS (By QBs / NFL HISTORY)

1.	Joe Flacco	7
2.	E. Manning, A. Rodgers	5
	B. Roethlisberger	5
5.	L. Dawson, J. Delhomme	4
	M. Sanchez, R. Staubach	4

## QB/HC DUOS

### MOST REGULAR SEASON STARTS BY A QUARTERBACK / ENTIRE CAREER WITH SAME HEAD COACH (NFL History)

Rk.	Quarterback/Head Coach (Years)	Starts
1.	Tom Brady/Bill Belichick (2001-present)	246
2.	Terry Bradshaw/Chuck Knoll (1970-83)	158
3.	Joe Flacco/John Harbaugh (2008-present)	149



# JOE FLACCO NOTES

## JOE'S RAVENS PASSING RECORDS

### 300-YARD PASSING GAMES (Ravens Single Seasons)

Rk.	Player (Year)	Games
1.	Joe Flacco (2015)	5
	Joe Flacco (2014)	5
	Joe Flacco (2012)	5
	Vinny Testaverde (1996)	5
4.	Joe Flacco (2016, 2011)	4

### 300-YARD PASSING GAMES (Ravens Career History)

Rk.	Player (Year)	Games
1.	Joe Flacco (2008-17)	30
2.	V. Testaverde (1996-97)	8
3.	Steve McNair (2006-07)	2
	Jeff Blake (2002)	2
	Eric Zeier (1996-97)	2

### MOST PASSES WITHOUT AN INT (Ravens History)

Rk.	Player (Year)	Passes
1.	Joe Flacco (2016)	176
2.	Eric Zeier (1997-98)	175
3.	Steve McNair (2006)	162
4.	Joe Flacco (2010)	137
5.	Joe Flacco (2014, 2012)	126

## MORE RAVENS RECORDS

### RAVENS SINGLE-GAME PASSING YARDS

Yards	Player	(Opp./Date)
429	Vinny Testaverde	vs. STL, 10/27/96
389	Joe Flacco	at STL, 9/25/11
385	Joe Flacco	at Min., 10/18/09
384	Joe Flacco	at Oak., 9/20/15
382	Joe Flacco	vs. NE, 9/23/12

### RAVENS SINGLE-SEASON PASSING YARDS

Rk.	Player (Year)	Cmp-Att	Pct.	Yards	TD	INT	Rate
1.	Joe Flacco ('16)	436-672	64.9	4,317	20	15	83.5
2.	V. Testaverde ('96)	325-549	59.2	4,177	33	19	88.7
3.	Joe Flacco ('14)	344-554	62.0	3,986	27	12	91.0
4.	Joe Flacco ('13)	362-614	59.0	3,912	19	22	73.1
5.	Joe Flacco ('12)	317-531	59.7	3,817	22	10	87.7

## QUARTERBACK IRONMAN

Prior to his knee injury in 2015, QB Joe Flacco made 122-straight regular season starts, the sixth-longest streak in NFL history.

### MOST CONSECUTIVE STARTS / QUARTERBACKS / NFL HISTORY

Rk.	Player (Years)	Games
1.	Brett Favre (1992-2010)	297
2.	Eli Manning (2004-present)	210
3.	Peyton Manning (1998-2011)	208
4.	Philip Rivers (2006-present)	187
5.	Matt Ryan (2009-present)	126
6.	Joe Flacco (2008-15)	122

## RAVENS RECORD & FLACCO...

With 300 passing yards	18-12	vs. AFC North	34-20
With 3-or-more TD passes	13-3	vs. AFC	67-44
When not throwing an INT	51-14	vs. NFC	22-16
With at least 4 comps. 25+ yards	9-4	In September	22-11
With at least a 100 QB rating	38-6	In October	16-22
With at least a 110 QB rating	22-3	In November	29-12
When not sacked	17-6	In December/January	22-15
Playing in < 40 degree weather	11-6	In season's final four games	20-12

**4,317** 2016 Passing Yards  
Seventh in NFL,  
Second in AFC

**24,308** Passing Yards  
Since 2011,  
10th in NFL

## GAME-WINNING DRIVES: 26 (24 REGULAR SEASON & 2 PLAYOFFS)

### GAME-WINNING DRIVES IN FOURTH QUARTER OR OVERTIME (26 TOTAL)

Date/Opp.	Drive Length	Scoring Play	Time Left	Score
11/02/08 at Cle.	5 plays, 59 yards in 1:54	Stover 22-yard field goal	5:36	30-27
01/10/09 at Ten. (Div.)	9 plays, 51 yards in 3:30	Stover 43-yard field goal	0:53	13-10
09/13/09 vs. KC	8 plays, 74 yards in 3:15	Clayton 31-yard pass from Flacco	2:06	38-24
11/29/09 vs. Pit.	6 plays, 17 yards in 3:23	Cundiff 29-yard field goal	6:42 (OT)	20-17
09/26/10 vs. Cle.	10 plays, 69 yards in 5:41	Boldin 27-yard pass from Flacco	9:13	21-17
10/03/10 at Pit.	4 plays, 40 yards in 0:36	Houshmandzadeh 18-yard pass from Flacco	0:32	17-14
10/24/10 vs. Buf.	4 plays, 9 yards in 1:58	Cundiff 38-yard field goal	10:54 (OT)	37-34
12/19/10 vs. NO	5 plays, 66 yards in 1:31	Cundiff 32-yard field goal	10:03	27-24 (30-24 final)
10/30/11 vs. Ari.	5 plays, 37 yards in 0:52	Cundiff 25-yard field goal	0:00	30-27
11/06/11 at Pit.	13 plays, 92 yards in 2:16	T. Smith 26-yard pass from Flacco	0:08	23-20
11/24/11 vs. SF	16 plays, 76 yards in 7:34	Pitta 8-yard pass from Flacco	14:56	13-6 (16-6 final)
09/23/12 vs. NE	7 plays, 70 yards in 1:55	Tucker 27-yard field goal	0:00	31-30
11/04/12 at Cle.	9 plays, 81 yards in 4:22	T. Smith 19-yard pass from Flacco	4:26	22-15 (25-15 final)
11/25/12 at SD	12 plays, 40 yards in 3:09	Tucker 38-yard field goal	0:00	13-13
	12 plays, 69 yards in 3:49	Tucker 38-yard field goal	1:07 (OT)	16-13
01/12/13 at Den. (Div.)	3 plays, 77 yards in :38	J. Jones 70-yard pass from Flacco	0:31	35-35
	6 plays, 16 yards in 2:33	Tucker 47-yard field goal	13:18 (2OT)	38-35
10/06/13 at Mia.	7 plays, 34 yards in 2:25	Tucker 44-yard field goal	1:42	26-23
11/10/13 vs. Cin.	8 plays, 28 yards in 4:34	Tucker 46-yard field goal	5:27 (OT)	20-17
12/08/13 vs. Min.	5 plays, 80 yards in 0:41	M. Brown 9-yard pass from Flacco	0:04	29-26
12/16/13 at Det.	7 plays, 24 yards in 1:43	Tucker 61-yard field goal	0:38	18-16
09/21/14 at Cle.	6 plays, 37 yards in 1:58	Tucker 32-yard field goal	0:00	23-21
12/28/14 vs. Cle.	2 plays, 69 yards in :50	T. Smith 16-yard pass from Flacco	7:33	13-10 (20-10 final)
10/01/15 at Pit.	7 plays, 45 yards in :58	J. Tucker 42-yard field goal	0:03	20-20
	8 plays, 32 yards in 4:33	J. Tucker 52-yard field goal	5:08 (OT)	23-20
11/01/15 vs. SD	9 plays, 59 yards in 2:27	J. Tucker 39-yard field goal	0:00	29-26
11/22/15 vs. STL	5 plays, 12 yards in :54	J. Tucker 47-yard field goal	0:00	16-13
09/18/16 at Cle.	5 plays, 27 yards in 2:35	J. Tucker 49-yard field goal	11:19	22-20 (25-20 final)
09/25/16 at Jax.	8 plays, 22 yards in 1:57	J. Tucker 54-yard field goal	1:02	19-17



# MIKE WALLACE NOTES

## 17 WALLACE

9TH SEASON

1 PRO BOWL

6-0, 200

WIDE RECEIVER



*"You bring him here to an organization like the Ravens – the culture here, the toughness, the kind of guys we have in our locker room and just the men of character we have throughout the building – I think he has thrived in that environment."*

– Bobby Engram, Ravens WRs Coach

## CLUB 95

In 2016's win vs. Pittsburgh, WR Mike Wallace became the third player in NFL history to post 2 TD catches of 95-or-more yards when he produced the longest offensive play in Ravens regular season history with a 95-yard catch and sprint.

### PLAYERS WITH TWO CAREER 95-PLUS-YARD TOUCHDOWN RECEPTIONS / NFL HISTORY

Player	Lengths/Years
John Taylor (SF)	95 in 1989 & 97 in 1991
Gus Tinsley (Chi.)	97 in 1937 & 98 in 1938
Mike Wallace (Pit./Bal.)	95 in both 2011 & 2016

## LONG BALL LOVE

### 50-YARD RECEPTIONS (Since 2016)

1. Mike Wallace . . . . . 7
2. Brandin Cooks . . . . . 6
- Marquise Goodwin . . 6
4. Several Players . . . . . 5

### 50-YARD RECEPTIONS (Since 2009)

1. DeSean Jackson . . . . . 36
2. Mike Wallace . . . . . 25
3. Jordy Nelson . . . . . 22
- A.J. Green . . . . . 22

## A SELECT GROUP

WR Mike Wallace, Jordy Nelson and A.J. Green are the only active NFL players to produce at least 500 catches, 50 receiving TDs and sport a 14.5 ypc average. (Wallace has an impressive 56 TDs, including 3 in 2017, 515 catches and a 14.9 average.)

### ACTIVE PLAYERS WITH 500 CATCHES, 50 RECEIVING TDS & A 14.5 YARDS-PER-CATCH AVERAGE

Player	Rec.	Yards	Avg.	LG	TDs
Mike Wallace (Bal.)	515	7,695	14.9	95t	56
A.J. Green (Cin.)	534	7,944	14.9	82t	55
Jordy Nelson (GB)	535	7,759	14.5	93t	69

## WALLACE QUICK HITS

- ✓ In Week 5's 30-17 win at Oakland, Wallace set a Ravens' single-game receiving yards-per-catch average (44.3) when he posted 133 yards on 3 receptions. On the day, Wallace reeled in 27-, 54-, 52-yard bombs from QB Joe Flacco.
- ✓ In 2016, Wallace tallied a team-high 1,017 receiving yards and 4 TDs on 72 receptions, posting the third 1K campaign of his career.
- ✓ Wallace's 95-yard TD catch and run on 11/6 vs. Pittsburgh is the longest offensive play in Ravens regular season history and was the NFL's second-longest play from scrimmage in 2016.



Catches of 50+ Yards  
NFL's Most Since 2016



YPC Avg.  
10th Among Active Players



Catches of 50+ Yards  
Second Among Active Players Since 2009



Receptions  
Ravens' Second Most in 2016



Catches of 25+ Yards  
Seventh (Tied) Among Active Players Since 2009



Receiving Yards  
Ravens' Team High in 2016

## RAVENS LONGEST PLAYS

### LONGEST OFFENSIVE PLAYS / RAVENS HISTORY

Yards	Players Involved	Game
95t	Joe Flacco to Mike Wallace	11/6/16 vs. Pit.
92	Eric Zeier to Derrick Alexander	12/7/97 vs. Sea.
87t	Steve McNair to Mark Clayton	12/10/06 at KC

## RAVENS CATCHES OF 50+ YARDS

### 2016 NFL SEASON

Team	50+ Yd. Rec.
Miami	11
New England	8
San Diego	8
Washington	8
Baltimore, Atlanta	7

### RAVENS SINGLE SEASONS

Year	50+ Yd. Rec.
1998	8
1999	8
2016	7
2013	6
1996, 2010	5





# C.J. MOSLEY NOTES

## MOSLEY MANS THE MIDDLE

NFL DEFENDERS W/ 400 TACKLES, 5 INTS & 5 SACKS / SINCE 2014

Player (Team)	Tackles	INTs	Sacks
Luke Kuechly (Car.)	453	9	6.0
<b>C.J. Mosley (Bal.)</b>	<b>432</b>	<b>8</b>	<b>8.0</b>
Telvin Smith (Jax.)	428	7	6.5



**57 MOSLEY**  
**4TH SEASON**  
**2 PRO BOWLS**  
**6-2, 250**  
**INSIDE LINEBACKER**

## C.J.'s STOPS

LB C.J. Mosley, Baltimore's 2014 first-round draft pick and a two-time Pro Bowler, has produced the NFL's fifth-most total tackles (432) over the past four seasons.

### NFL'S TACKLE LEADERS (Since 2014)

Rk.	Player (Team)	Tackles
1.	Bobby Wagner (Sea.)	485
2.	Luke Kuechly (Car.)	453
3.	Preston Brown (Buf.)	452
4.	Lavonte David (TB)	444
<b>5.</b>	<b>C.J. Mosley (Bal.)</b>	<b>432</b>
6.	K.J. Wright (Sea.)	429
7.	Telvin Smith (Jax.)	428
8.	Lawrence Timmons (Mia.)	426
9.	Demario Davis (NYJ)	395
10.	Karlos Dansby (Ari.)	378

## MOSLEY: A TACKLE MACHINE

Two-time Pro Bowler LB C.J. Mosley ranks fifth in the NFL in total tackles (95) entering Week 13. He has also tallied 8 TFL, 2 INTs (1 for a 63-yard TD), 1 sack, 2 FFs and 2 FRs.

### NFL'S TACKLES LEADERS / 2017 SEASON

Rk.	Player	Total Tackles	Solo
1.	Zach Brown (Was.)	110	73
2.	Bobby Wagner (Sea.)	100	76
3.	Joe Schobert (Cle.)	99	60
4.	Blake Martinez (GB)	98	72
<b>5.</b>	<b>C.J. Mosley (Bal.)</b>	<b>95</b>	<b>69</b>

## MOSLEY QUICK HITS

- ✓ In 2016, Mosley tallied 92 stops, 5 TFL, 4 INTs, 8 PD and 1 FF, earning the second Pro Bowl honor of his career.
- ✓ Mosley was the NFL's only player with at least 125 tackles, 3 sacks and 2 INTs in 2014, when he finished second to DT Aaron Donald in the 2014 NFL Defensive Rookie of the Year voting.
- ✓ Mosley (2014), Daryl Smith (2013) & Ray Lewis (1998, 1999, 2000 & 2001) are the only Raven defenders to register at least 115 tackles, 3 sacks and 2 INTs in a single season.
- ✓ Mosley is the first-ever Ravens rookie to earn Pro Bowl honors (2014).

**432**

Total Tackles  
NFL's 5th Most  
Since 2014

**95**

Total Tackles  
Ravens Most  
in 2017 (5th in NFL)

**2**

2017 NFL Defenders  
w/ 90 tackles, 2 INTs & 1 sack  
(Mosley & Bobby Wagner)

**2**

Pro Bowls  
for Mosley in Just  
Three Full Seasons

## 'BACKER THEFTS

LB C.J. Mosley has produced the NFL's second-most INTs by an LB (8) since Mosley entered the NFL in 2014. Mosley has 2 thefts in 2017, including a 63-yard pick-6 in Week 8 vs. the Dolphins.

### INTS / NFL LINEBACKERS (Since 2014)

1.	Luke Kuechly (Car.)	9
<b>2.</b>	<b>C.J. Mosley (Bal.)</b>	<b>8</b>
3.	Thomas Davis (Car.)	7
	Jordan Hicks (Phi.)	7
	Ryan Shazier (Pit.)	7
	Telvin Smith (Jax.)	7

### INTS / RAVENS LINEBACKERS (All-Time Career Leaders)

1.	Ray Lewis	31
<b>2.</b>	<b>C.J. Mosley</b>	<b>8</b>
3.	Terrell Suggs	7
4.	Adalius Thomas	6
5.	Daryl Smith	5

### INTS / RAVENS LINEBACKERS (Single-Season History)

1.	Ray Lewis (2003)	6
<b>2.</b>	<b>C.J. Mosley (2016)</b>	<b>4</b>
3.	Zachary Orr (2016)	3
	Ray Lewis (3 times)	3
	Daryl Smith (2013)	3



# CARR, JEFFERSON & WOODHEAD NOTES



**23 JEFFERSON**  
5TH SEASON  
5-11, 215  
SAFETY

## DROPPIN' FOR LOSS

In 2016, S **Tony Jefferson's** 13 tackles for loss led all NFL defensive backs. The 13 TFL rank as the NFL's most by a DB in a season since the stat began being tracked in 2008. Since 2015, Jefferson leads the NFL in TFL by a DB, with 23 such stops.

### MOST TACKLES FOR LOSS / NFL DEFENSIVE BACKS / SINCE 2015

Rk.	Player	Tackles for Loss
1.	Tony Jefferson (Bal.)	23
2.	Reshad Jones (Mia.)	19
3.	Tyrann Mathieu (Ari.)	17
4.	L. Collins (NYG)/K. Vaccaro (NO)	16

*"No disrespect to any of the guys I've played with, but it's nice not to have to explain why I do certain things or why I'm doing this in this coverage. From Day One, [Jefferson] already had a feel for how I play and how to work off me. ... It frees me up a lot more mentally. I don't have to tell him after each play why I did this or, before the snap, say, 'Let's do this.' He already knows. That is just light years ahead of most guys I've played with. I've loved every guy I've played with, but he's just on another level."*

– Eric Weddle, Ravens Safety



**5**  
TACKLES FOR LOSS  
Fourth Most (tied) Among  
NFL Safeties in 2017



**23**  
TACKLES FOR LOSS  
Most Among NFL  
Safeties since 2015



**216**  
TOTAL TACKLES  
10th Among NFL  
Safeties since 2015

## JEFFERSON MAKES HIS MARK

### MOST SINGLE-SEASON TACKLES FOR LOSS / NFL DBs / SINCE 2008

Rk.	Player	Year	Tackles for Loss
1.	Tony Jefferson (Ari.)	2016	13
2.	Antoine Winfield (Min.)	2008	12
3.	Six Players	n/a	11



**39 WOODHEAD**  
9TH SEASON  
5-8, 204  
RUNNING BACK

Since he entered the NFL in 2009, RB **Danny Woodhead** is one of four players (Jamaal Charles, Matt Forte & Darren Sproles) to produce at least 15 rushing TDs and 15 receiving TDs. (He has 15 rushing and 17 receiving scores in his career.)

### SINCE 2009 / NFL PLAYERS WITH AT LEAST 15 RUSHING & 15 RECEIVING TOUCHDOWNS

- ✓ **Danny Woodhead**
- ✓ Jamaal Charles
- ✓ Matt Forte
- ✓ Darren Sproles



**24 CARR**  
10TH SEASON  
6-0, 210  
CORNERBACK

## CARR A STEADY VETERAN

### RAVENS INTERCEPTIONS (2017 Season)

Rk.	Player	INTs
1.	Eric Weddle	4
2.	Brandon Carr	3
	Jimmy Smith	3
4.	C.J. Mosley	2
	Lardarius Webb	2

### NFL INTERCEPTIONS (2017 Season)

Rk.	Team	INTs
1.	Baltimore	18
2.	Philadelphia	16
3.	Jacksonville	14
	LA Chargers	14
5.	Four Teams	12

**Quick Hit:** CB Brandon Carr's 7 PD rank second on the team in 2017.





# YANDA, B. WILLIAMS & J. SMITH NOTES



**73 YANDA**  
**11TH SEASON**  
**6 PRO BOWLS**  
**6-3, 305**  
**GUARD**

## STANDING GUARD

**G Marshal Yanda**, who in Week 2 sustained an ankle injury and will miss the remainder of the season on Injured Reserve, owns six-career Pro Bowls, which ties (**OLB Terrell Suggs**) for fourth in Ravens history. Yanda's six-straight All-Star nods also rank as the NFL's second-longest active streak among linemen (first by guards).

<p><b>MOST PRO BOWLS (Ravens History)</b></p> <p>LB Ray Lewis . . . . . 13                  T Jonathan Ogden . . . . . 11                  S Ed Reed . . . . . 9                  OLB Terrell Suggs . . . . . 6  <b>G Marshal Yanda . . . . . 6</b></p>	<p><b>CONSECUTIVE PRO BOWLS Active NFL Streaks by O-Linemen</b></p> <p>T Joe Thomas (Cle.) . . . . . 10  <b>G Marshal Yanda (Bal.) . . . . . 6</b>                  T Trent Williams (Was.) . . . . . 5                  T Tyron Smith (Dal.) . . . . . 4</p>
---	---

*"Of the many traits that have marked Yanda as a great player over the years, one is his ability to shift positions without losing effectiveness. That versatility is a product of his intelligence and his underappreciated athleticism. He's also a straight-up tough dude, much like Terrell Suggs on the other side of the ball. Only the elite of the elite guards earn serious Hall of Fame consideration. Yanda belongs in that realm." – Childs Walker, The Baltimore Sun*

## PERENNIAL PRO BOWLER

The 2016 campaign marked the sixth-consecutive Pro Bowl invite for **G Marshal Yanda**. The 11-year veteran has played in 146 games (135 starts) during his career, ranking as the second-most games played among offensive linemen in Ravens history (Jonathan Ogden – 177). Prior to the 2015 campaign, Ravens' season ticket holders voted Yanda as one of the Top 10 players in the franchise's 20-year existence.

**MOST PRO BOWLS / ACTIVE NFL OFFENSIVE LINEMEN**

Rk.	Player (Team)	Pro Bowls
1.	T Joe Thomas (Cle.)	10
2.	T Jason Peters (Phi.)	9
3.	C Nick Mangold (FA)	7
4.	<b>G Marshal Yanda (Bal.)</b>	<b>6</b>
	G Jahri Evans (GB)	6



**3.8**  
 Ravens Opp. Rush Avg.  
 w/ Williams as a Starter  
 (since 2014)



**98 WILLIAMS**  
**5TH SEASON**  
**6-1, 340**  
**DEFENSIVE TACKLE**



**15**  
 Tackles For Loss  
 Most Among NFL NTs  
 from 2014-16

## A DOMINANT D-LINEMAN

Named a second alternate to the Pro Bowl in 2016, **DT Brandon Williams** continued to emerge as one of the NFL's best linemen. Impressively, his 51 total tackles ranked third among all NFL nose tackles, while his 34 solo stops were second.

<p><b>TOTAL TACKLES / NFL NTS (2016 Season)</b></p> <p>1. Damon Harrison (NYG) . . . 86                  2. Danny Shelton (Cle.) . . . 59  <b>3. Brandon Williams (Bal.) . . 51</b>                  4. Sylvester Williams (Den.) . . 29</p>	<p><b>SOLO TACKLES /NFL NTS (2016 Season)</b></p> <p>1. Damon Harrison (NYG) . . . 55  <b>2. Brandon Williams (Bal.) . . 34</b>                  3. Danny Shelton (Cle.) . . . 32                  4. Sylvester Williams (Den.) . . 20</p>
--	--



**3**  
 Interceptions in 2017  
 Tied (Brandon Carr)  
 for Second on the Team



**22 SMITH**  
**7TH SEASON**  
**6-2, 210**  
**CORNERBACK**



**2**  
 Defensive TDs  
 in 2017  
 1 INT-TD & 1 FR-TD



**1**  
 NFL Player (Smith) w/  
 an INT-TD, FR-TD & 8 PD  
 in 2017

## THE LOCKDOWN DEFENDER

**BEST DEFENSIVE PASSER RATINGS (Cornerbacks / Weeks 1-11 / Min. 15 Targets)**

Rk.	Cornerback	Rating	Targets	PD	INTs
1.	<b>Jimmy Smith (Bal.)</b>	<b>37.0</b>	<b>41</b>	<b>9</b>	<b>3</b>
2.	William Jackson (Cin.)	40.2	32	7	1
3.	A.J. Bouye (Jax.)	43.9	71	13	4
4.	<b>Marlon Humphrey (Bal.)</b>	<b>46.5</b>	<b>37</b>	<b>7</b>	<b>1</b>
5.	Kendall Fuller (Was.)	48.2	48	6	4





# SAM KOCH NOTES

## SOARING WITH SAM

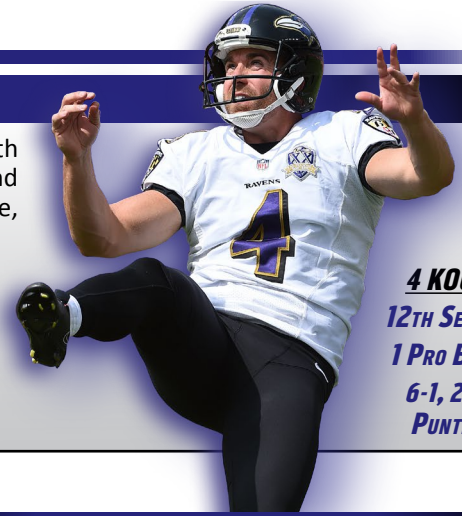
Pro Bowl P **Sam Koch** owns a 45.3 career gross average and 39.6 career net, both marks that rank first in Ravens history. In 2014, Koch posted a career-high and Ravens franchise-record 47.4-yard gross average and a 43.3-yard net average, shattering his previous personal bests.

### CAREER GROSS PUNTING AVG. (Ravens History)

Rk.	Player	Avg.
1.	Sam Koch	45.3
2.	Greg Montgomery	43.2
3.	Dave Zastudil	41.6

### CAREER NET PUNTING AVG. (Ravens History)

Rk.	Player	Avg.
1.	Sam Koch	39.6
2.	Greg Montgomery	37.2
3.	Kyle Richardson	35.4



**4 KOCH**  
**12TH SEASON**  
**1 PRO BOWL**  
**6-1, 222**  
**PUNTER**

*“He’s a unique punter. He’s changing the way the game is going to be played. It’s remarkable to me that more have not necessarily followed the lead. Perhaps that’s an indication of how difficult it is to do what he’s doing, because you don’t see much of it – even from the highly-skilled professionals that we see on a weekly basis.”*

– Jerry Rosburg, Ravens Special Teams Coordinator

## PINNING ‘EM DEEP

Dating back to 2006, when he entered the NFL, **P Sam Koch**’s 346 punts inside the 20 rank second in the NFL.

### NFL PUNTS INSIDE THE 20 / SINCE 2006

Rk.	Player	In 20
1.	Dustin Colquitt (KC)	388
2.	Sam Koch (Bal.)	346
3.	Andy Lee (Ari.)	325
4.	Shane Lechler (Hou.)	320
5.	Donnie Jones (Phi.)	318

## SAM IN THE 20

**P Sam Koch** is the Ravens’ all-time leader in punts inside the 20 (currently has 346 during his career). In 2010, he posted a career-high 39 boots inside the 20, which were the NFL’s second most and tie for 11th best all time in league history.

\* In 2017, Koch’s 29 punts inside the 20 rank No. 1 in the NFL. \*

### PUNTS INSIDE THE 20 (Ravens History)

Rk.	Player	In 20
1.	Sam Koch	346
2.	Kyle Richardson	128
3.	Dave Zastudil	89
4.	Greg Montgomery	47

### PUNTS INSIDE THE 20 (2017 NFL Season)

Rk.	Player (Team)	In 20
1.	Sam Koch (Bal.)	29
2.	Chris Jones (Dal.)	27
	Bradley Pinion (SF)	27
4.	Two Players	24

## PRO BOWL PUNTER



In his 10th season (2015), **P Sam Koch** was finally named to his first Pro Bowl, as the standout punter’s net average (42.9) ranked No. 2 in the NFL, while his gross average (46.7) was ninth. Koch also dominated the league in 2014, producing the No. 1 net (43.3) and No. 3 gross (47.4) averages.

## NOTE THE QUOTE

*ESPN.com’s Kevin Seifert on Sam Koch’s arsenal of punts:*

“Some are designed to hook toward the sideline with maximum hang time. Others use an intentionally low trajectory to aid coverage teams. He has a knuckler and one kick that drops, from the returner’s perspective, roughly in the shape of the letter “S.” He’s debuted a “boomerang” punt that does just what you would imagine it might. Most, but not all, of these punts are intended to discourage a clean catch and minimize the return.

“It’s not unusual for NFL punters to develop a “changeup” of sorts, but no one has ever had multiple options at the ready. ... The NFL changes every day, but there are only a few moments in each generation when it transforms. This is one of them. In plain sight, Sam Koch and the Ravens have introduced a new way to punt.”

## RAVENS IRONMAN

### RAVENS CONSECUTIVE GAMES PLAYED / ALL-TIME STREAKS

Rk.	Player	Games	Years
1.	Sam Koch	187	2006-present
2.	Jarret Johnson	129	2003-11
3.	Joe Flacco	122	2008-2015

### BALTIMORE RAVENS MOST ALL-TIME GAMES PLAYED

Rk.	Player	Games	Years
1.	Ray Lewis	228	1996-2012
2.	Terrell Suggs	208	2003-present
3.	Matt Stover	207	1996-2008
4.	Sam Koch	187	2006-present
5.	Jonathan Ogden	177	1996-2007



**Punts In 20**  
NFL’s Fourth Most  
Since 2014



**Net Punt Average**  
NFL’s Fifth Best  
Since 2014



**Gross Punt Average**  
NFL’s 10th Best  
Since 2014



# JUSTIN TUCKER NOTES

## TUCKER AN ALL-TIME BEST

**K Justin Tucker** is the NFL's second-most accurate kicker of all time, hitting on 191 of 213 FGAs to produce an 89.7 success rate. In 2016, he connected on 38 of 39 FGAs (lone miss was a block), posting the fifth-best pct. (97.4) in NFL single-season history.

### BEST CAREER FIELD GOAL PERCENTAGE (NFL History / Min. 100 Att.)

Rk.	Player	FGM-FGA	Pct.
1.	Dan Bailey	178-198	89.9
2.	<b>Justin Tucker</b>	<b>191-213</b>	<b>89.7</b>
3.	Stephen Gostkowski	329-377	87.3
4.	Stephen Hauschka	212-243	87.2
5.	Mike Vanderjagt	230-266	86.5



**9 TUCKER**  
6TH SEASON  
2 PRO BOWLS  
6-1, 183  
KICKER

*"We've got the best kicker in the league. There's no doubt about it. It's great to have a kicker with ice in his veins."  
– Terrell Suggs, Ravens OLB*

## TUCKER'S CAREER STATS

Year	1-19	20-29	30-39	40-49	50+	Total	Pct.	LG	PAT	Pts
2012	0-0	8-8	8-8	10-13	4-4	30-33	90.9	56	42-42	132
2013	0-0	10-10	12-13	10-11	6-7	38-41	92.7	61	26-26	140
2014	0-0	10-10	11-11	4-4	4-9	29-34	85.3	55	42-42	129
2015	0-0	10-10	9-9	10-11	4-10	33-40	82.5	52	29-29	128
2016	0-0	4-4	10-11	14-14	10-10	38-39	97.4	57	27-27	141
2017	0-0	7-7	5-5	7-8	4-6	23-26	88.5	57	21-21	90
<b>Totals</b>	<b>0-0</b>	<b>49-49</b>	<b>55-57</b>	<b>55-61</b>	<b>32-46</b>	<b>191-213</b>	<b>89.7</b>	<b>61</b>	<b>187-187</b>	<b>760</b>



FGs Made  
NFL's Most (tied)  
Since 2012



Points Scored  
NFL's Second  
Most Since 2012



Career FG Pct.  
Second-Best Mark  
in NFL History



40-Plus-Yard FGs  
NFL's Most  
Since 2012



50-Plus-Yard FGs  
NFL's Most  
Since 2012

## A TREMENDOUS 2016

In 2016, All-Pro **K Justin Tucker** connected on 38 of 39 FGAs (lone miss was a block), posting the fifth-best percentage in NFL single-season history. In addition to making 35-straight FGs at one point (tied for fifth-best streak ever), here are several facts about his remarkable season, which is arguably the best ever by a kicker:

- ✓ Tucker's 38 FGs made ranked No. 1 in the NFL. He was also 27-of-27 on PATs. An NFL single-season record 24 of Tucker's 38 FGs made in 2016 came from 40 yards or beyond.
- ✓ Tucker's 10 FGs of 50-plus yards are a Ravens' single-season record. They tie (Blair Walsh, 2012) for the most in NFL history. (Tucker was a perfect 10-for-10 from 50 yards and out during the 2016 season.)
- ✓ Tucker's 141 points ranked second in the league only behind Atlanta's Matt Bryant (158).
- ✓ In Week 12 vs. Cincy, Tucker became just the ninth kicker in league history to make 3 FGs of 50-plus yards in a single game (52, 57 & 54). He is also the first kicker in NFL history to make 3 FGs of 50-plus yards in the first half of a game. (These feats earned him AFC ST POW honors.)

### BEST FG PERCENTAGE / NFL SINGLE-SEASON HISTORY

Rk.	Player (Team)	FGM-FGA	Pct.
1.	Gary Anderson (1998)	35-35	100.0
	Mike Vanderjagt (2003)	37-37	100.0
	Jeff Wilkins (2000)	17-17	100.0
	Tony Zendejas (1991)	17-17	100.0
5.	<b>Justin Tucker (2016)</b>	<b>38-39</b>	<b>97.4</b>

## TUCKER TIDBITS

- ✓ Since PATs were moved back in 2015, Tucker (77-of-77) and Dan Bailey (87-of-87) are the only kickers yet to miss.
- ✓ Tucker is a three-time AFC Player of the Month, which ties him with Ed Reed & Matt Stover for most in Ravens history. Tucker has also earned seven AFC Special Teams Player of the Week honors.
- ✓ Tucker's 6 FGs on 12/16/13 at Det. set a team record and a single-game NFL high in 2013. Against the Lions, he became the first NFL kicker ever to connect from the 20-, 30-, 40-, 50- & 60-yard range in a game.
- ✓ Tucker's 93.0 career FG% when kicking on grass (93-of-100) ranks as the NFL's best of all time. (The next best is Dan Bailey at 87.7%.)
- ✓ Tucker's 92.1 career FG% (93-of-101) in the second half/overtime ranks as the NFL's best second half/OT mark of all time.



# JUSTIN TUCKER & ERIC WEDDLE NOTES

## TUCK'S CHART TALK

### MOST FIELD GOALS MADE / SINCE 2012

Rk.	Player (Team)	FGM
1.	Justin Tucker (Bal.)	191
2.	Stephen Gostkowski (NE)	188
3.	Stephen Hauschka (Buf.)	171
4.	Adam Vinatieri (Ind.)	164
5.	Matt Bryant (Atl.)	155

### MOST NFL POINTS / SINCE 2012

Rk.	Player (Team)	Points
1.	Stephen Gostkowski (NE)	856
2.	Justin Tucker (Bal.)	760
3.	Stephen Hauschka (Buf.)	736
4.	Adam Vinatieri (Ind.)	705
5.	Matt Bryant (Atl.)	698

### CONSECUTIVE FIELD GOALS MADE (All-Time NFL Streaks)

Rk.	Kicker (Years)	FGs Made
1.	Adam Vinatieri (2015-16)	44
2.	Mike Vanderjagt (2002-04)	42
3.	Gary Anderson (1997-98)	40
4.	Matt Stover (2005-06)	36
5.	Justin Tucker (2015-16) Adam Vinatieri (2013-14)	35

### BEST NFL FIELD GOAL PERCENTAGE (2016 Season)

Rk.	Player (Team)	FGM-FGA	Pct.
1.	Justin Tucker (Bal.)	38-39	97.4
2.	Matt Bryant (Atl.)	34-37	91.9
3.	Ryan Succop (Ten.)	22-24	91.7
4.	Steven Hauschka (Sea.)	33-37	89.2
5.	Cairo Santos (KC)	31-35	88.6
6.	Two Players	27-31	87.1

### BEST FIELD GOAL PERCENTAGE / ROOKIES (NFL History)

Rk.	Player (Year)	FGM-FGA	Pct.
1.	Blair Walsh (2012)	35-38	92.1
2.	Justin Tucker (2012)	30-33	90.9
3.	Cody Parkey (2014)	32-36	88.9
	Alex Henery (2011)	24-27	88.9
5.	Chandler Catanzaro (2014)	29-33	87.9
6.	Dan Bailey (2011)	32-37	86.5

### BEST FIELD GOAL PERCENTAGE (Ravens Single-Season History)

Rk.	Player (Year)	FGM-FGA	Pct.
1.	Justin Tucker (2016)	38-39	97.4
2.	Matt Stover (2006)	28-30	93.3
3.	Justin Tucker (2013)	38-41	92.7
4.	Justin Tucker (2012)	30-33	90.9
5.	Matt Stover (2004)	29-32	90.6

(min. 16 att.)

## TUCKER'S GAME-WINNERS

# 12

Career game-winning FGs by K Justin Tucker:

- 2016: Week 3 at Jax., 53 yards
- 2016: Week 2 at Cle., 49 yards
- 2015: Week 11 vs. STL, 47 yards
- 2015: Week 8 vs. SD, 39 yards
- 2015: Week 4 at Pit., 52 yards OT
- 2014: Week 3 at Cle., 32 yards
- 2013: Week 15 at Det., 61 yards
- 2013: Week 10 vs. Cin., 46 yards OT
- 2013: Week 5 at Mia., 44 yards
- 2012: Div. at Den., 47 yards 2OT
- 2012: Week 12 at SD, 38 yards OT
- 2012: Week 3 vs. NE, 27 yards

*"He's very valuable. I'm a Justin Tucker guy, along with Morgan [Cox, snapper] and Sam [Koch, holder]. It's a team effort in there with the protection, and those guys do a good job. But when it's all said and done, the kicker is key. He's the guy that's going to knock it through the uprights, and there's nobody better than Justin Tucker."*

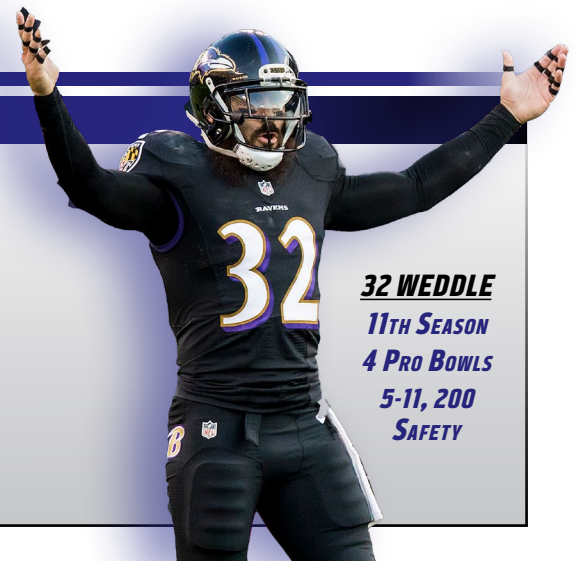
*— John Harbaugh, Ravens Head Coach*

## THE SECONDARY'S SERGEANT

S Eric Weddle's 27-career INTs tie for third among active safeties. In his first year (2016) as a Raven, he earned Pro Bowl honors by producing a team-high 4 picks (tied, C.J. Mosley) and 89 tackles. The four-time NFL All-Star has already posted 4 INTs this season, ranking as a team high and tying for third among all safeties.

### NFL INTERCEPTIONS LEADERS / ACTIVE NFL SAFETIES

Rk.	Player (Team)	INTs	Yards	TDs
1.	DeAngelo Hall (Was.)	43	838	5
2.	Reggie Nelson (Oak.)	35	483	1
3.	Eric Weddle (Bal.)	27	409	3
	Mike Adams (Car.)	27	326	2
5.	Jairus Byrd (Car.)	25	468	2
	Earl Thomas (Sea.)	25	392	2



**32 WEDDLE**  
11TH SEASON  
4 PRO BOWLS  
5-11, 200  
SAFETY

### INTERCEPTIONS LEADERS / SAFETIES / SINCE 2016

Rk.	Player (Team)	INTs	Yards
1.	Eric Weddle (Bal.)	8	119
	Micah Hyde (Buf.)	8	75
3.	Ha Ha Clinton-Dix (GB)	7	78
	Landon Collins (NYG)	7	93
5.	Five Players	6	n/a



Active NFL Safety (Weddle) w/ at least 900 tackles, 25 INTs & 5 sacks



Active NFL Safeties (Weddle, D. Hall & R. Nelson) w/ 25 INTs & 85 PD



Team-Leading INTs in 2017 (8 total as a Raven)





# RAVENS IN OUR COMMUNITY

## HELPING UP MISSION COAT DISTRIBUTION



The Baltimore Ravens hosted their 14th annual Ravens coat giveaway at the Helping Up Mission men’s shelter on Nov. 20. Several Ravens players, including **LB Kamalei Correa**, **QB Joe Flacco**, **DT Willie Henry**, **OLB Matthew Judon**, **DB Anthony Levine Sr.**, **ILB Patrick Onwuasor**, **K Justin Tucker** and **S Eric Weddle** were all in attendance to distribute coats and other winter gear to the men living at Helping Up Mission.

## VERIZON PASS IT FORWARD

Throughout the season, the Ravens have teamed up with Verizon to surprise fans by performing random acts of kindness in the Baltimore community. On Monday, Nov. 20, **TE Benjamin Watson** (pictured right) greeted fans at a toll booth located along Fort McHenry Tunnel, where he informed them that their tolls had been paid for. To conclude the morning, he then traveled to Charles Carroll Barrister Elementary School to serve a complimentary lunch to the students, faculty and staff. Following lunch, Verizon led a group of fifth-grade students in an educational STEM activity. The goal of the campaign is to create a positive social movement that begins with these events and encourages recipients to “Pass It Forward.”



## THANKSGIVING WITH THE RAVENS

Between Monday, Nov. 20 and Tuesday, Nov. 21, Ravens players hosted nearly 10 Thanksgiving dinners and turkey distribution events for members of the Baltimore community. Former Ravens **O.J. Brigance**, **Jameel McClain**, and **Bart Scott** took part in the festivities when they visited Helping Up Mission to provide meals to men at the homeless shelter. Many current Ravens players, including **OLB Matthew Judon**, **DB Anthony Levine Sr.**, **DB Lardarius Webb**, **RB Terrance West** and **DT Brandon Williams** also participated by hosting Thanksgiving distributions at local schools, churches and family centers.



# ALPHABETICAL ROSTER

As of Nov. 28

No.	Name	Pos.	Ht.	Wt.	Birthdate	Exp.	College	Hometown
37	Allen, Javorius	RB	6-0	222	8/27/91	3	Southern California	Miccosukee, FL
61	Bowanko, Luke	C/G	6-6	300	6/13/91	4	Virginia	Clifton, VA
54	Bowser, Tyus	OLB	6-3	240	5/23/95	R	Houston	Tyler, TX
86	Boyle, Nick	TE	6-4	270	2/17/93	3	Delaware	Sussex, NJ
12	Campanaro, Michael	WR/RS	5-9	191	1/25/91	4	Wake Forest	Clarksville, MD
26	Canady, Maurice	CB	6-1	193	5/26/94	2	Virginia	Richmond, VA
24	Carr, Brandon	CB	6-0	210	5/19/86	10	Grand Valley State	Flint, MI
36	Clark, Chuck	S	6-0	210	4/19/95	R	Virginia Tech	Suffolk, VA
34	Collins, Alex	RB	5-10	210	8/26/94	2	Arkansas	Ft. Lauderdale, FL
51	Correa, Kamalei	LB	6-3	241	4/27/94	2	Boise State	Honolulu, HI
46	Cox, Morgan	LS	6-4	235	4/26/86	8	Tennessee	Collierville, TN
94	Davis, Carl	DT	6-5	321	3/2/92	3	Iowa	Detroit, MI
70	Donnal, Andrew	G/T	6-6	310	3/3/92	3	Iowa	Monclova, OH
71	Eluemunor, Jermaine	G/T	6-4	338	12/13/94	R	Texas A&M	London, England
5	Flacco, Joe	QB	6-6	245	1/16/85	10	Delaware	Audubon, NJ
69	Henry, Willie	DT	6-3	308	3/20/94	2	Michigan	Cleveland, OH
43	Hill, Jaylen	CB	5-10	178	5/26/94	R	Jacksonville State	Marietta, GA
77	Howard, Austin	T	6-7	330	3/22/87	8	Northern Iowa	Davenport, IA
29	Humphrey, Marlon	CB	6-0	197	7/8/96	R	Alabama	Hoover, AL
74	Hurst, James	G/T	6-5	317	12/17/91	4	North Carolina	Plainfield, IN
23	Jefferson, Tony	S	5-11	215	1/27/92	5	Oklahoma	Chula Vista, CA
66	Jensen, Ryan	G/C	6-4	319	5/27/91	4	Colorado State-Pueblo	Fort Morgan, CO
58	Johnson, Steven	ILB	6-1	237	3/28/88	6	Kansas	Wallingford, PA
99	Judon, Matthew	OLB	6-3	263	8/15/92	2	Grand Valley State	West Bloomfield, MI
92	Kaufusi, Bronson	DE	6-6	285	7/6/91	2	BYU	Provo, UT
4	Koch, Sam	P	6-1	222	8/13/82	12	Nebraska	Seward, NE
41	Levine Sr., Anthony	DB/LB	5-11	209	3/27/87	6	Tennessee State	Winston-Salem, NC
18	Maclin, Jeremy	WR	6-0	198	5/11/88	9	Missouri	Kirkwood, MO
15	Mallett, Ryan	QB	6-6	250	6/5/88	7	Arkansas	Texarkana, TX
88	Mayle, Vince	TE/WR	6-2	247	6/12/91	2	Washington State	Sacramento, CA
10	Moore, Chris	WR/RS	6-1	204	6/16/93	2	Cincinnati	Tampa, FL
57	Mosley, C.J.	ILB	6-2	250	6/19/92	4	Alabama	Mobile, AL
48	Onwuasor, Patrick	ILB	6-0	227	8/22/92	2	Portland State	Inglewood, CA
11	Perriman, Breshad	WR	6-2	215	9/10/93	3	Central Florida	Lithonia, GA
97	Pierce, Michael	DT	6-0	340	11/6/92	2	Samford	Daphne, AL
42	Ricard, Patrick	DL/FB	6-3	304	5/27/94	R	Maine	Spencer, MA
76	Shakir, Maurquice	G	6-4	313	10/14/93	R	Middle Tennessee State	Los Angeles, CA
68	Skura, Matt	G/C	6-3	313	2/17/93	1	Duke	Columbus, OH
22	Smith, Jimmy	CB	6-2	210	7/26/88	7	Colorado	Colton, CA
90	Smith, Za'Darius	OLB	6-4	275	9/8/92	3	Kentucky	Greenville, AL
79	Stanley, Ronnie	T	6-6	320	3/18/94	2	Notre Dame	Las Vegas, NV
55	Suggs, Terrell	OLB	6-3	265	10/11/82	15	Arizona State	Chandler, AZ
9	Tucker, Justin	K	6-1	183	11/21/89	6	Texas	Austin, TX
17	Wallace, Mike	WR	6-0	200	8/1/86	9	Mississippi	New Orleans, LA
82	Watson, Benjamin	TE	6-3	251	12/18/80	14	Georgia	Rock Hill, SC
21	Webb, Lardarius	DB/RS	5-10	185	10/12/85	9	Nicholls State	Opelika, AL
32	Weddle, Eric	S	5-11	200	1/4/85	11	Utah	Alta Loma, CA
28	West, Terrance	RB	5-10	225	1/28/91	4	Towson	Baltimore, MD
98	Williams, Brandon	DT	6-1	340	2/21/89	5	Missouri Southern St.	Kirkwood, MO
87	Williams, Maxx	TE	6-4	257	4/12/94	3	Minnesota	Waconia, MN
56	Williams, Tim	OLB	6-3	260	11/12/93	R	Alabama	Baton Rouge, LA
39	Woodhead, Danny	RB	5-8	204	1/25/85	9	Chadron State	North Platte, NE
93	Wormley, Chris	DE	6-5	300	10/25/93	R	Michigan	Toledo, OH

## Practice Squad

16	Adeboyejo, Quincy	WR	6-3	197	5/26/95	R	Mississippi	Cedar Hill, TX
85	Bell, Kenny	WR	6-1	188	2/25/92	2	Nebraska	Boulder, CO
45	Crockett, John	RB	6-0	215	2/16/92	2	North Dakota State	Minneapolis, MN
38	Jean-Baptiste, Stanley	CB	6-3	218	4/12/90	3	Nebraska	Miami, FL
78	Joseph, Dieugot	T	6-6	300	3/21/94	R	Florida International	Orlando, FL
95	Lewis-Moore, Kapron	DT	6-4	315	1/24/90	4	Notre Dame	Weatherford, TX
62	Moore, Steven	T	6-6	303	9/28/93	R	California	Elk Grove, CA
44	Ortiz, Ricky	FB	6-0	233	4/15/94	R	Oregon State	Corona, CA
7	Woodrum, Josh	QB	6-3	231	11/7/92	1	Liberty	Roanoke, VA

## Injured Reserve

35	Boykin, Brandon	CB	5-10	173	7/13/90	6	Georgia	Fayetteville, GA
53	Bradley, Bam	ILB	5-11	237	6/26/94	R	Pittsburgh	Trotwood, OH
30	Dixon, Kenneth	RB	5-10	223	1/21/94	2	Louisiana Tech	Strong, AR
80	Gillmore, Crockett	TE	6-6	266	11/16/91	4	Colorado State	Bushland, TX
60	Kublanow, Brandon	C	6-2	300	4/5/95	R	Georgia	Atlanta, GA
72	Lewis, Alex	G/T	6-6	315	4/21/92	2	Nebraska	Tempe, AZ
50	McClellan, Albert	LB	6-2	250	6/4/86	7	Marshall	Lakeland, FL
67	Nembot, Stephane	T	6-6	320	12/7/91	2	Colorado	Douala, Cameroon
65	Siragusa, Nico	G	6-4	320	5/10/94	R	San Diego State	San Diego, CA
96	Urban, Brent	DE	6-7	300	5/5/91	4	Virginia	Mississauga, ON, CAN
6	White, Tim	WR	5-10	181	7/15/94	R	Arizona State	Los Angeles, CA
73	Yanda, Marshal	G/T	6-3	305	9/15/84	11	Iowa	Anamosa, IA
25	Young, Tavon	CB	5-9	177	3/14/94	2	Temple	Oxon Hill, MD





# NUMERICAL ROSTER

As of Nov. 28

----- 2017 Games -----

No.	Name	Pos.	Ht.	Wt.	Birthdate	Exp.	College	How Acq.	P	S	DNP	INA
4	Sam Koch	P	6-1	222	8/13/82	12	Nebraska	D6a '06	11	0	0	0
5	Joe Flacco	QB	6-6	245	1/16/85	10	Delaware	D1 '08	11	11	0	0
9	Justin Tucker	K	6-1	183	11/21/89	6	Texas	FA '12	11	0	0	0
10	Chris Moore	WR/RS	6-1	204	6/16/93	2	Cincinnati	D4b '16	8	2	0	3
11	Breshad Perriman	WR	6-2	215	9/10/93	3	Central Florida	D1 '15	9	2	0	2
12	Michael Campanaro	WR/RS	5-9	191	1/25/91	4	Wake Forest	D7 '14	8	0	0	3
15	Ryan Mallett	QB	6-6	250	6/5/88	7	Arkansas	FA '15	2	0	9	0
17	Mike Wallace	WR	6-0	200	8/1/86	9	Mississippi	FA '16	10	9	0	1
18	Jeremy Maclin	WR	6-0	198	5/11/88	9	Missouri	FA '17	9	9	0	2
21	Lardarius Webb	DB/RS	5-10	185	10/12/85	9	Nicholls State	D3 '09	11	2	0	0
22	Jimmy Smith	CB	6-2	210	7/26/88	7	Colorado	D1 '11	11	11	0	0
23	Tony Jefferson	S	5-11	215	1/27/92	5	Oklahoma	UFA (ARI) '17	11	11	0	0
24	Brandon Carr	CB	6-0	210	5/19/86	10	Grand Valley State	UFA (DAL) '17	11	11	0	0
26	Maurice Canady	CB	6-1	193	5/26/94	2	Virginia	D6b '16	3	1	0	0
28	Terrance West	RB	5-10	225	1/28/91	4	Towson	FA '15	5	4	0	6
29	Marlon Humphrey	CB	6-0	197	7/8/96	R	Alabama	D1 '17	11	1	0	0
32	Eric Weddle	S	5-11	200	1/4/85	11	Utah	UFA (SD) '16	11	11	0	0
34	Alex Collins	RB	5-10	210	8/26/94	2	Arkansas	FA '17	10	7	0	0
36	Chuck Clark	S	6-0	210	4/19/95	R	Virginia Tech	D6 '17	10	0	0	1
37	Javorius Allen	RB	6-0	222	8/27/91	3	Southern California	D4b '15	11	0	0	0
39	Danny Woodhead	RB	5-8	204	1/25/85	9	Chadron State	UFA (SD) '17	3	0	0	0
41	Anthony Levine Sr.	DL/LB	5-11	209	3/27/87	6	Tennessee State	FA '12	11	0	0	0
42	Patrick Ricard	DL/FB	6-3	304	5/27/94	R	Maine	FA '17	11	0	0	0
43	Jaylen Hill	CB	5-10	178	5/26/94	R	Jacksonville State	FA '17	3	0	0	8
46	Morgan Cox	LS	6-4	235	4/26/86	2	Tennessee	FA '10	11	0	0	0
48	Patrick Onwuasor	ILB	6-0	227	8/22/92	2	Portland State	FA '16	11	8	0	0
51	Kamalei Correa	LB	6-3	241	4/27/94	2	Boise State	D2 '16	11	3	0	0
54	Tyus Bowser	OLB	6-3	240	5/23/95	R	Houston	D2 '17	11	0	0	0
55	Terrell Suggs	OLB	6-3	265	10/11/82	15	Arizona State	D1a '03	11	11	0	0
56	Tim Williams	OLB	6-3	260	11/12/93	R	Alabama	D3b '17	6	0	0	5
57	C.J. Mosley	ILB	6-2	250	6/19/92	4	Alabama	D1 '14	11	11	0	0
58	Steven Johnson	ILB	6-1	237	3/28/88	6	Kansas	FA '17	6	0	0	0
61	Luke Bowanko	C	6-6	300	6/13/91	4	Virginia	TR (JAX) '17	11	1	0	0
66	Ryan Jensen	G/C	6-4	319	5/27/91	4	Colorado State-Pueblo	D6b '13	11	11	0	0
68	Matt Skura	G/C	6-3	313	2/17/93	1	Duke	FA '16	7	7	0	2
69	Willie Henry	DT	6-3	308	3/20/94	2	Michigan	D4d '16	9	2	0	2
70	Andrew Donnal	G/T	6-6	310	3/3/92	3	Iowa	WAV (LAR) '17	1	0	1	8
71	Jermaine Eluemunor	G/T	6-4	338	12/13/94	R	Texas A&M	D5 '17	8	2	0	3
74	James Hurst	G/T	6-5	317	12/17/91	4	North Carolina	FA '14	11	11	0	0
76	Maurquice Shakir	G	6-4	313	10/14/93	R	Middle Tennessee State	FA '17	0	0	0	3
77	Austin Howard	T	6-7	330	3/22/87	8	Northern Iowa	FA '17	11	11	0	0
79	Ronnie Stanley	T	6-6	320	3/18/94	2	Notre Dame	D1 '16	10	10	0	1
82	Benjamin Watson	TE	6-3	251	12/18/80	14	Georgia	UFA (NO) '16	11	10	0	0
86	Nick Boyle	TE	6-4	270	2/17/93	3	Delaware	D5a '15	10	8	0	1
87	Maxx Williams	TE	6-4	257	4/12/94	3	Minnesota	D2 '15	6	4	0	5
88	Vince Mayle	TE/WR	6-2	247	6/12/91	2	Washington State	WAV (DAL) '16	11	0	0	0
90	Za'Darius Smith	OLB	6-4	275	9/8/92	3	Kentucky	D4a '15	10	3	0	1
92	Bronson Kaufusi	DE	6-6	285	7/6/91	2	BYU	D3 '16	3	1	0	8
93	Chris Wormley	DE	6-5	300	10/25/93	R	Michigan	D3a '17	5	2	0	6
94	Carl Davis	DT	6-5	321	3/2/92	3	Iowa	D3 '15	10	5	0	1
97	Michael Pierce	DT	6-0	340	11/6/92	2	Samford	FA '16	11	9	0	0
98	Brandon Williams	DT	6-1	340	2/21/89	5	Missouri Southern St.	D3 '13	7	7	0	4
99	Matthew Judon	OLB	6-3	263	8/15/92	2	Grand Valley State	D5 '16	11	8	0	0

### Practice Squad

7	Josh Woodrum	QB	6-3	231	11/7/92	1	Liberty	FA '17	0	0	0	0
16	Quincy Adebeyejo	WR	6-3	197	5/26/95	R	Mississippi	FA '17	0	0	0	0
38	Stanley Jean-Baptiste	CB	6-3	218	4/12/90	3	Nebraska	FA '17	0	0	0	0
44	Ricky Ortiz	FB	6-0	233	4/15/94	R	Oregon State	FA '17	0	0	0	0
45	John Crockett	RB	6-0	215	2/16/92	2	North Dakota State	FA '17	0	0	0	0
62	Steven Moore	T	6-6	303	9/28/93	R	California	FA '17	0	0	0	0
78	Dieugot Joseph	T	6-6	300	3/21/94	R	Florida International	FA '17	0	0	0	1
85	Kenny Bell	WR	6-1	188	2/25/92	2	Nebraska	FA '16	0	0	0	0
95	Kapron Lewis-Moore	DT	6-4	315	1/24/90	4	Notre Dame	FA '17	0	0	0	0

### Injured Reserve

6	Tim White	WR	5-10	181	7/15/94	R	Arizona State	FA '17	0	0	0	0
25	Tavon Young	CB	5-9	177	3/14/94	2	Temple	D4a '16	0	0	0	0
30	Kenneth Dixon	RB	5-10	223	1/21/94	2	Louisiana Tech	D4e '16	0	0	0	0
35	Brandon Boykin	CB	5-10	173	7/13/90	6	Georgia	UFA (CHI) '17	0	0	0	0
50	Albert McClellan	LB	6-2	250	6/4/86	7	Marshall	FA '10	0	0	0	0
53	Bam Bradley	ILB	5-11	237	6/26/94	R	Pittsburgh	FA '17	2	0	0	0
60	Brandon Kublanow	C	6-2	300	4/5/95	R	Georgia	FA '17	0	0	0	0
65	Nico Siragusa	G	6-4	320	5/10/94	R	San Diego State	D4 '17	0	0	0	0
67	Stephane Nembot	T	6-6	320	12/7/91	2	Colorado	FA '16	0	0	0	0
72	Alex Lewis	G/T	6-6	315	4/21/92	2	Nebraska	D4c '16	0	0	0	0
73	Marshal Yanda	G/T	6-3	305	9/15/84	11	Iowa	D3b '07	2	2	0	0
80	Crockett Gillmore	TE	6-6	266	11/16/91	4	Colorado State	D3b '14	0	0	0	0
96	Brent Urban	DE	6-7	300	5/5/91	4	Virginia	D4a '14	3	3	0	0





# POSITIONAL ROSTER

As of Nov. 28

## QUARTERBACKS (2)

5 Flacco, Joe . . . . .QB  
15 Mallett, Ryan. . . . .QB

## WIDE RECEIVERS (5)

10 Moore, Chris . . . . . WR/RS  
11 Perriman, Breshad . . . . . WR  
12 Campanaro, Michael. . . . . WR/RS  
17 Wallace, Mike . . . . . WR  
18 Maclin, Jeremy. . . . . WR

## RUNNING BACKS (4)

28 West, Terrance . . . . . RB  
34 Collins, Alex . . . . . RB  
37 Allen, Javorius . . . . . RB  
39 Woodhead, Danny . . . . . RB

## TIGHT ENDS (4)

82 Watson, Benjamin . . . . . TE  
86 Boyle, Nick . . . . . TE  
87 Williams, Maxx. . . . . TE  
88 Mayle, Vince . . . . . TE

## OFFENSIVE LINE (9)

61 Bowanko, Luke. . . . . C/G  
66 Jensen, Ryan . . . . . G/C  
68 Skura, Matt . . . . . G/C  
70 Donnal, Andrew . . . . . G/T  
71 Eluemunor, Jermaine . . . . . G/T  
74 Hurst, James . . . . . G/T  
76 Shakir, Maurquice . . . . . G  
77 Howard, Austin . . . . . T  
79 Stanley, Ronnie . . . . . T

## SECONDARY (10)

21 Webb, Lardarius . . . . . DB/RS  
22 Smith, Jimmy . . . . . CB  
23 Jefferson, Tony. . . . . S  
24 Carr, Brandon . . . . . CB  
26 Canady, Maurice. . . . . CB  
29 Humphrey, Marlon. . . . . CB  
32 Weddle, Eric . . . . . S  
36 Clark, Chuck . . . . . S  
41 Levine Sr., Anthony . . . . . DB/LB  
43 Hill, Jaylen . . . . . CB

## SPECIALISTS (3)

4 Koch, Sam . . . . .P  
9 Tucker, Justin. . . . .K  
46 Cox, Morgan . . . . . LS

## LINEBACKERS (9)

48 Onwuasor, Patrick . . . . .ILB  
51 Correa, Kamalei . . . . . LB  
54 Bowser, Tyus . . . . . OLB  
55 Suggs, Terrell. . . . . OLB  
56 Williams, Tim . . . . . OLB  
57 Mosley, C.J. . . . .ILB  
58 Johnson, Steven . . . . .ILB  
90 Smith, Za'Darius . . . . . OLB  
99 Judon, Matthew . . . . . OLB

## DEFENSIVE LINE (7)

42 Ricard, Patrick . . . . . DL/FB  
69 Henry, Willie . . . . . DT  
92 Kaufusi, Bronson. . . . . DE  
93 Wormley, Chris. . . . . DE  
94 Davis, Carl . . . . . DT  
97 Pierce, Michael . . . . . DT  
98 Williams, Brandon . . . . . DT

## PRACTICE SQUAD (9)

7 Woodrum, Josh . . . . .QB  
16 Adeboyejo, Quincy . . . . . WR  
38 Jean-Baptiste, Stanley . . . . . CB  
44 Ortiz, Ricky . . . . . FB  
45 Crockett, John . . . . . RB  
62 Moore, Steven . . . . . T  
78 Joseph, Dieugot . . . . . T  
85 Bell, Kenny . . . . . WR  
95 Lewis-Moore, Kapron . . . . . DT

## RESERVE / INJURED (13)

6 White, Tim . . . . . WR  
25 Young, Tavon . . . . . CB  
30 Dixon, Kenneth . . . . . RB  
35 Boykin, Brandon . . . . . CB  
50 McClellan, Albert . . . . . LB  
53 Bradley, Bam . . . . .ILB  
60 Kublanow, Brandon . . . . . C  
65 Siragusa, Nico . . . . . G  
67 Nembot, Stephane. . . . . T  
72 Lewis, Alex . . . . . G/T  
73 Yanda, Marshal . . . . . G/T  
80 Gillmore, Crockett . . . . . TE  
96 Urban, Brent . . . . . DE

## 2017 COACHING STAFF

John Harbaugh . . . . . Head Coach  
Jerry Rosburg . . . . . Special Teams Coordinator / Associate Head Coach  
Marty Mornhinweg . . . . . Offensive Coordinator / Quarterbacks Coach  
Dean Pees . . . . . Defensive Coordinator  
Richard Angulo . . . . . Assistant Offensive Line  
Juney Barnett . . . . . Strength & Conditioning Coach  
Andy Bischoff . . . . . Offensive Assistant  
Randy Brown . . . . . Specialists Coach  
Joe Cullen . . . . . Defensive Line Coach  
Joe D'Alessandris . . . . . Offensive Line Coach  
Bobby Engram . . . . . Wide Receivers Coach

Thomas Hammock . . . . . Running Backs Coach  
Chris Hewitt . . . . . Secondary Coach  
Chris Horton . . . . . Assistant Special Teams Coach  
Mike Macdonald . . . . . Defensive Backs Coach  
Don Martindale . . . . . Linebackers Coach  
Greg Roman . . . . . Senior Offensive Assistant / Tight Ends Coach  
Steve Saunders. . . . . Director of Performance  
Craig Ver Steeg. . . . . Offensive Assistant / Quarterbacks  
Matt Weiss . . . . . Offensive Assistant  
Drew Wilkins . . . . . Assistant Defensive Line Coach



# DEPTH CHART

Updated by Ravens PR staff on Nov. 28

## OFFENSE

WR	10	Chris Moore	12	Michael Campanaro		
WR	17	Mike Wallace	11	Breshad Perriman		
WR	18	Jeremy Maclin				
LT	79	Ronnie Stanley	74	James Hurst		
LG	74	James Hurst	61	Luke Bowanko	70	Andrew Donnal
C	66	Ryan Jensen	61	Luke Bowanko		
RG	68	Matt Skura	61	Luke Bowanko	<u>71</u>	<u>Jermaine Eluemunor</u>
RT	77	Austin Howard	74	James Hurst	<u>76</u>	<u>Maurquice Shakir</u>
TE	82	Benjamin Watson	86	Nick Boyle	87	Maxx Williams
QB	5	Joe Flacco	15	Ryan Mallett		88 Vince Mayle
RB	34	Alex Collins	39	Danny Woodhead	37	Javorius Allen
						28 Terrance West

## DEFENSE

DT	98	Brandon Williams	69	Willie Henry		
NT	97	Michael Pierce	<u>93</u>	<u>Chris Wormley</u>	<u>42</u>	<u>Patrick Ricard</u>
DE	94	Carl Davis	92	Bronson Kaufusi		
RUSH	55	Terrell Suggs	90	Za'Darius Smith	<u>56</u>	<u>Tim Williams</u>
MLB	57	C.J. Mosley	58	Steven Johnson		
WLB	48	Patrick Onwuasor	51	Kamalei Correa		
SLB	99	Matthew Judon	<u>54</u>	<u>Tyus Bowser</u>		
LCB	24	Brandon Carr	<u>29</u>	<u>Marlon Humphrey</u>		
SS	23	Tony Jefferson	41	Anthony Levine Sr.		
FS	32	Eric Weddle	21	Lardarius Webb	<u>36</u>	<u>Chuck Clark</u>
RCB	22	Jimmy Smith	26	Maurice Canady	<u>43</u>	<u>Jaylen Hill</u>

## SPECIAL TEAMS

P	4	Sam Koch				
K	9	Justin Tucker				
H	4	Sam Koch				
LS	46	Morgan Cox				
KOR	10	Chris Moore	34	Alex Collins	12	Michael Campanaro
PR	12	Michael Campanaro	21	Lardarius Webb		

Missed Previous Game w/ Injury\*

Rookies Underlined

## PRONUNCIATION GUIDE

**PLAYERS:** Quincy Adeboyejo (add-ah-BOY-joe); Javorius Allen (juh-VAR-us); Luke Bowanko (boh-WAIN-koh); Michael Campanaro (camp-ah-NAIR-oh); Maurice Canady (CAN-uh-dee); Kamalei Correa (KAH-mah-lay, corr-A-uh); Jermaine Eluemunor (EE-lew-mun-or); Dieugot Joseph (jeh-GO); Matthew Judon (JOO-don); Bronson Kaufusi (cow-FOO-see); Sam Koch (Cook); Anthony Levine Sr. (luh-VEEN); Vince Mayle (MAY-lee); Stephane Nembot (steff-ON, NAME-bot); Patrick Onwuasor (o-WAH-so); Za'Darius Smith (zuh-DARE-ee-us); Lardarius Webb (lahr-DARE-ee-us); Marshal Yanda (YAWN-da); Tavon Young (TAY-von); **COACHES:** Richard Angulo (an-GOO-low); Andy Bischoff (BISH-off); Joe D'Alessandris (dell-ah-SAN-dress); Marty Mornhinweg (MORNING-wig); Craig Ver Steeg (ver-STEGG)



# HOW THE RAVENS ARE BUILT

## BY YEAR SIGNED

YEAR	PLAYER	ACQ.
2003	OLB Terrell Suggs	D1a
2006	P Sam Koch	D6a
2007	<i>G/T Marshal Yanda [Injured Reserve]</i>	<i>D3b</i>
2008	QB Joe Flacco	D1
2009	DB Lardarius Webb	D3
2010	LS Morgan Cox <i>LB Albert McClellan [Injured Reserve]</i>	RFA RFA
2011	CB Jimmy Smith	D1
2012	DB/LB Anthony Levine Sr. K Justin Tucker	FA RFA
2013	G/C Ryan Jensen DT Brandon Williams	D6b D3
2014	WR/RS Michael Campanaro <i>TE Crockett Gillmore [Injured Reserve]</i> OL James Hurst LB C.J. Mosley <i>DE Brent Urban [Injured Reserve]</i>	D7 <i>D3b</i> RFA D1 <i>D4a</i>
2015	RB Javorius Allen TE Nick Boyle DT Carl Davis QB Ryan Mallett WR Breshad Perriman OLB Za'Darius Smith RB Terrance West TE Maxx Williams	D4b D5a D3 FA D1 D4a FA D2
2016	CB Maurice Canady OLB Kamalei Correa <i>RB Kenneth Dixon [Injured Reserve]</i> DT Willie Henry OLB Matthew Judon DE Bronson Kaufusi <i>G/T Alex Lewis [Injured Reserve]</i> TE Vince Mayle WR Chris Moore <i>T Stephane Nembot [Injured Reserve]</i> ILB Patrick Onwuasor DT Michael Pierce G/C Matt Skura T Ronnie Stanley WR Mike Wallace TE Benjamin Watson S Eric Weddle <i>CB Tavon Young [Injured Reserve]</i>	D6b D2 D4e D4d D5 D3 <i>D4c</i> WAV (Dal.) D4b RFA RFA FA D1 FA UFA (NO) UFA (SD) <i>D4a</i>
2017	C Luke Bowanko OLB Tyus Bowser <i>CB Brandon Boykin [Injured Reserve]</i> <i>LB Bam Bradley [Injured Reserve]</i> CB Brandon Carr S Chuck Clark RB Alex Collins G/T Andrew Donnal G Jermaine Eluemunor CB Jaylen Hill T Austin Howard CB Marlon Humphrey S Tony Jefferson ILB Steven Johnson <i>G/C Brandon Kublanow [Injured Reserve]</i> WR Jeremy Maclin FB/DL Patrick Ricard G Maurquice Shakir <i>G Nice Siragusa [Injured Reserve]</i> <i>WR Tim White [Injured Reserve]</i> OLB Tim Williams RB Danny Woodhead DE Chris Wormley	TR (Jax.) D2 <i>UFA (Chi.)</i> RFA UFA (Dal.) D6 FA WAV (LAR) D5 RFA FA D1 UFA (Ari.) FA RFA FA RFA RFA D4 RFA D3b UFA (SD) D3a

## BY DRAFT ROUND

1st ROUND (9)	TEAM	YEAR
OLB Terrell Suggs	Baltimore	2003 (10th)
TE Benjamin Watson	New England	2004 (32nd)
QB Joe Flacco	Baltimore	2008 (18th)
WR Jeremy Maclin	Philadelphia	2009 (19th)
CB Jimmy Smith	Baltimore	2011 (27th)
LB C.J. Mosley	Baltimore	2014 (17th)
WR Breshad Perriman	Baltimore	2015 (26th)
T Ronnie Stanley	Baltimore	2016 (6th)
CB Marlon Humphrey	Baltimore	2017 (16th)
<b>2nd ROUND (4)</b>		
S Eric Weddle	San Diego	2007
TE Maxx Williams	Baltimore	2015
OLB Kamalei Correa	Baltimore	2016
OLB Tyus Bowser	Baltimore	2017
<b>3rd ROUND (9)</b>		
<i>G/T Marshal Yanda [Injured Reserve]</i>	Baltimore	2007
WR Mike Wallace	Pittsburgh	2009
CB/RS Lardarius Webb	Baltimore	2009
QB Ryan Mallett	New England	2011
DT Brandon Williams	Baltimore	2013
<i>TE Crockett Gillmore [Injured Reserve]</i>	Baltimore	2014
RB Terrance West	Cleveland	2014
DT Carl Davis	Baltimore	2015
DE Bronson Kaufusi	Baltimore	2016
DE Chris Wormley	Baltimore	2017
OLB Tim Williams	Baltimore	2017
<b>4th ROUND (6)</b>		
<i>CB Brandon Boykin [Injured Reserve]</i>	Philadelphia	2012
<i>DE Brent Urban [Injured Reserve]</i>	Baltimore	2014
RB Javorius Allen	Baltimore	2015
G/T Andrew Donnal	St. Louis	2015
TE Vince Mayle	Cleveland	2015
OLB Za'Darius Smith	Baltimore	2015
DT Willie Henry	Baltimore	2016
<i>RB Kenneth Dixon [Injured Reserve]</i>	Baltimore	2016
<i>G/T Alex Lewis [Injured Reserve]</i>	Baltimore	2016
WR Chris Moore	Baltimore	2016
<i>CB Tavon Young [Injured Reserve]</i>	Baltimore	2016
<i>G Nico Siragusa [Injured Reserve]</i>	Baltimore	2017
<b>5th ROUND (5)</b>		
CB Brandon Carr	Kansas City	2008
TE Nick Boyle	Baltimore	2015
RB Alex Collins	Seattle	2016
OLB Matthew Judon	Baltimore	2016
G Jermaine Eluemunor	Baltimore	2017
<b>6th ROUND (5)</b>		
P Sam Koch	Baltimore	2006
OL Ryan Jensen	Baltimore	2013
C Luke Bowanko	Jacksonville	2014
CB Maurice Canady	Baltimore	2016
S Chuck Clark	Baltimore	2017
<b>7th ROUND (1)</b>		
WR/RS Michael Campanaro	Baltimore	2014
<b>UNDRAFTED (13)</b>		
RB Danny Woodhead	NY Jets	2009
LS Morgan Cox	Baltimore	2010
DB Anthony Levine Sr.	Green Bay	2010
T Austin Howard	Philadelphia	2010
<i>LB Albert McClellan [Injured Reserve]</i>	Baltimore	2010
ILB Steven Johnson	Denver	2012
K Justin Tucker	Baltimore	2012
S Tony Jefferson	Arizona	2013
OL James Hurst	Baltimore	2014
<i>T Stephane Nembot [Injured Reserve]</i>	Baltimore	2016
ILB Patrick Onwuasor	Baltimore	2016
DT Michael Pierce	Baltimore	2016
G/C Matt Skura	Baltimore	2016
<i>LB Bam Bradley [Injured Reserve]</i>	Baltimore	2017
CB Jaylen Hill	Baltimore	2017
<i>G/C Brandon Kublanow [Injured Reserve]</i>	Baltimore	2017
FB/DL Patrick Ricard	Baltimore	2017
G Maurquice Shakir	Baltimore	2017
<i>WR Tim White [Injured Reserve]</i>	Baltimore	2017





# PARTICIPATION CHART

Player	REGULAR SEASON													TOTALS						
	9/10 at Cin.	9/17 vs Cle.	9/24 at Jak.*	10/1 vs Pit.	10/8 at Oak.	10/15 vs Chi.	10/22 at Min.	10/26 vs Mia.	11/5 at Ten.	11/19 at GB	11/27 vs Hou.	12/3 vs Det.	12/10 at Pit.	12/17 at Cle.	12/23 vs Ind.	12/31 vs Cin.	GAMES PLAYED	GAMES STARTED	DID NOT PLAY	INACTIVE
Adeboyejo, Quincy	PS	PS	PS	PS	PS	PS	PS	PS	PS	PS	PS						0	0	0	0
Allen, Javorius	X	X	X	X	X	X	X	X	X	X	X						11	0	0	0
Bell, Kenny	NOR	NOR	NOR	NOR	NOR	NOR	NOR	PS	PS	PS	PS						0	0	0	0
Bergstrom, Tony	X	X	INA	INA	INA	X	X	NOR	NOR	NOR	NOR						4	0	0	0
Bowanko, Luke	X	X	X	X	X	X	X	X	X	LG	X						11	1	0	0
Bowser, Tyus	X	X	X	X	X	X	X	X	X	X	X						11	0	0	0
Boykin, Brandon	IR	IR	IR	IR	IR	IR	IR	IR	IR	IR	IR						0	0	0	0
Boyle, Nick	TE	X	TE	TE	TE	TE	TE	TE	INA	TE	X						10	8	0	1
Bradley, Bam	X	X	IR	IR	IR	IR	IR	IR	IR	IR	IR						2	0	0	0
Campanaro, Michael	X	X	X	X	X	X	X	INA	INA	X	INA						8	0	0	3
Canady, Maurice	IR	IR	IR	IR	IR	IR	IR	IR	X	CB	X						3	1	0	0
Carr, Brandon	LCB	LCB	LCB	LCB	LCB	LCB	LCB	LCB	LCB	LCB	LCB						11	11	0	0
Clark, Chuck	X	X	X	X	X	X	X	X	INA	X	X						10	0	0	1
Collins, Alex	PS	X	X	RB	X	RB	X	RB	RB	RB	RB						10	7	0	0
Correa, Kamalei	WLB	WLB	X	WLB	X	X	X	X	X	X	X						11	3	0	0
Cox, Morgan	X	X	X	X	X	X	X	X	X	X	X						11	0	0	0
Crockett, John	NOR	NOR	PS	PS	PS	PS	PS	PS	PS	PS	PS						0	0	0	0
Davis, Carl	X	X	X	DT	DT	INA	X	DE	DE	X	DE						10	5	0	1
Dixon, Kenneth	IR	IR	IR	IR	IR	IR	IR	IR	IR	IR	IR						0	0	0	0
Donnal, Andrew	NOR	NOR	NOR	NOR	NOR	NOR	NOR	NOR	NOR	DNP	X						1	0	1	0
Escobar, Gavin	NOR	NOR	NOR	NOR	NOR	NOR	NOR	NOR	X	X	NOR						2	0	0	0
Eluemonor, Jermaine	INA	INA	X	X	X	RG	RG	X	X	X	INA						8	2	0	3
Flacco, Joe	QB	QB	QB	QB	QB	QB	QB	QB	QB	QB	QB						11	11	0	0
Freemy, Jonathan	NOR	NOR	NOR	X	X	X	NOR	NOR	NOR	NOR	NOR						3	0	0	0
Gillmore, Crockett	IR	IR	IR	IR	IR	IR	IR	IR	IR	IR	IR						0	0	0	0
Grigsby, Nicholas	NOR	NOR	PS	PS	PS	PS	PS	PS	PS	PS	PS						0	0	0	0
Henry, Willie	INA	INA	X	X	X	DT	X	X	X	DT	X						9	2	0	2
Hill, Jaylen	INA	INA	INA	INA	INA	INA	X	X	X	INA	INA						3	0	0	8
Holmes, Gabe	NOR	NOR	NOR	NOR	PS	PS	PS	NOR	NOR	NOR	NOR						0	0	0	0
Howard, Austin	RT	RT	RT	RT	RT	RT	RT	RT	RT	RT	RT						11	11	0	0
Humphrey, Marlon	X	X	X	X	DB	X	X	X	X	X	X						11	1	0	0
Hurst, James	LG	LG	LG	LG	LG	LG	LG	LG	LG	LT	LG						11	11	0	0
Jean-Baptiste, Stanley	NOR	NOR	NOR	NOR	PS	PS	PS	PS	PS	PS	PS						0	0	0	0
Jefferson, Tony	SS	SS	SS	SS	SS	SS	SS	SS	SS	SS	SS						11	11	0	0
Jensen, Ryan	C	C	C	C	C	C	C	C	C	C	C						11	11	0	0
Johnson, Steven	NOR	NOR	NOR	NOR	NOR	NOR	X	X	X	X	X						5	0	0	0
Joseph, Dieugot	NOR	NOR	INA	INA	INA	PS	PS	PS	PS	PS	PS						0	0	0	3
Judon, Matthew	SLB	SLB	X	SLB	X	SLB	SLB	SLB	SLB	X	SLB						11	8	0	0
Kaufusi, Bronson	INA	INA	INA	DE	INA	X	X	INA	INA	INA	INA						3	1	0	8
King, Jason	NOR	NOR	NOR	NOR	NOR	NOR	NOR	NOR	PS	NOR	NOR						0	0	0	0
Koch, Sam	X	X	X	X	X	X	X	X	X	X	X						11	0	0	0
Kouandjio, Arie	NOR	NOR	PS	PS	PS	PS	PS	PS	NOR	NOR	NOR						0	0	0	0
Kublanow, Brandon	IR	IR	IR	IR	IR	IR	IR	IR	IR	IR	IR						0	0	0	0
Langford, Jeremy	PS	NOR	IR	NOR	NOR	NOR	NOR	NOR	NOR	NOR	NOR						0	0	0	0
Levine Sr., Anthony	X	X	X	X	X	X	X	X	X	X	X						11	0	0	0
Lewis, Alex	IR	IR	IR	IR	IR	IR	IR	IR	IR	IR	IR						0	0	0	0
Lewis-Moore, Kapron	NOR	NOR	NOR	NOR	NOR	PS	PS	PS	PS	PS	PS						0	0	0	0
Lokombo, Boseko	PS	PS	PS	NOR	NOR	NOR	NOR	NOR	NOR	NOR	NOR						0	0	0	0
Maclin, Jeremy	WR	WR	WR	WR	WR	WR	INA	WR	WR	WR	WR						9	9	0	2
Malleck, Ryan	PS	NOR	NOR	PS	PS	NOR	NOR	NOR	NOR	NOR	NOR						0	0	0	0
Mallett, Ryan	DNP	DNP	X	DNP	DNP	DNP	DNP	X	DNP	DNP	DNP						2	0	9	0
Martin, Ronald	NOR	NOR	PS	PS	PS	NOR	NOR	NOR	NOR	NOR	NOR						0	0	0	0
Matthews, Chris	X	X	X	X	X	X	INA	INA	IR	IR	IR						6	0	0	2
Mayle, Vince	X	X	X	X	X	X	X	X	X	X	X						11	0	0	0
McClellan, Albert	IR	IR	IR	IR	IR	IR	IR	IR	IR	IR	IR						0	0	0	0
McRae, Tony	PS	X	X	X	X	X	NOR	NOR	NOR	NOR	NOR						5	0	0	0
Moore, Chris	X	INA	X	INA	INA	X	WR	X	X	X	WR						8	2	0	3
Moore, Steven	NOR	NOR	NOR	NOR	NOR	NOR	NOR	NOR	PS	PS	PS						0	0	0	0
Mosley, C.J.	MLB	MLB	MLB	MLB	MLB	MLB	MLB	MLB	MLB	MLB	MLB						11	11	0	0
Nembot, Stephane	IR	IR	IR	IR	IR	IR	IR	IR	IR	IR	IR						0	0	0	0
Onwuasor, Patrick	X	X	WLB	X	WLB	WLB	WLB	WLB	WLB	WLB	WLB						11	8	0	0
Ortiz, Ricky	PS	PS	PS	PS	NOR	NOR	NOR	NOR	NOR	PS	PS						0	0	0	0
Perriman, Breshad	X	X	X	X	X	WR	INA	WR	X	INA	X						9	2	0	2
Pierce, Michael	NT	X	DT	NT	NT	NT	NT	NT	NT	X	NT						11	9	0	0
Porter, Reggie	PS	PS	NOR	NOR	NOR	NOR	NOR	NOR	NOR	NOR	NOR						0	0	0	0
Price, Sheldon	INA	IR	IR	IR	IR	IR	IR	NOR	NOR	NOR	NI						1	1	0	1
Rainey, Bobby	NOR	NOR	NOR	NOR	NOR	X	X	X	X	NOR	NOR						4	0	0	0
Ricard, Patrick	X	X	X	X	X	X	X	X	X	X	X						11	0	0	0
Shakir, Maurquice	PS	PS	PS	PS	PS	PS	PS	PS	INA	INA	INA						0	0	0	3
Siragusa, Nico	IR	IR	IR	IR	IR	IR	IR	IR	IR	IR	IR						0	0	0	0
Skura, Matt	PS	PS	RG	RG	RG	INA	RG	RG	RG	RG	RG						7	7	0	2
Smith, Jimmy	RCB	RCB	RCB	RCB	RCB	RCB	RCB	RCB	RCB	RCB	RCB						11	11	0	0
Smith, Za'Darius	X	INA	SLB	X	SLB	X	X	X	X	SLB	X						10	3	0	1
Stanley, Ronnie	LT	LT	LT	LT	LT	LT	LT	LT	LT	INA	LT						10	10	0	1
Suggs, Terrell	RUSH	RUSH	RUSH	RUSH	RUSH	RUSH	RUSH	RUSH	RUSH	RUSH	RUSH						11	11	0	0
Tucker, Justin	X	X	X	X	X	X	X	X	X	X	X						11	0	0	0
Thornton, Josh	NOR	NOR	PS	PS	NOR	NOR	NOR	NOR	NOR	NOR	NOR						0	0	0	0
Urban, Brent	DE	DE	DE	IR	IR	IR	IR	IR	IR	IR	IR						3	3	0	0
Wallace, Mike	X	WR	WR	WR	WR	WR	WR	INA	WR	WR	WR						10	9	0	1
Watson, Benjamin	TE	TE	TE	TE	TE	TE	TE	TE	TE	X	TE						11	10	0	0
Webb, Lardarius	X	DB	DB	X	X	X	X	X	X	X	X						11	2	0	0
Weddle, Eric	FS	FS	FS	FS	FS	FS	FS	FS	FS	FS	FS						11	11	0	0
West, Terrance	RB	RB	RB	X	RB	INA	INA	INA	INA	INA	INA						5	4	0	6
Whalen, Griff	NOR	NOR	NOR	NOR	NOR	NOR	X	X	NOR	NOR	NOR						2	0	0	0
White, Tim	IR	IR	IR	IR	IR	IR	IR	IR	IR	IR	IR						0	0	0	0
Williams, Brandon	DT	DT	INA	INA	INA	INA	DT	DT	DT	DT	DT						7	7	0	4
Williams, Maxx	TE	TE	INA	INA	INA	X	INA	INA	TE	TE	X						6	4	0	5
Williams, Tim	INA	X	X	X	X	INA	INA	INA	INA	X	X						6	0	0	5
Woodhead, Danny	X	IR	IR	IR	IR	IR	IR	IR	IR	X	X						3	0	0	0
Woodrum, Josh	NOR	PS	PS	PS	PS	PS	PS	PS	PS	PS	PS						0	0	0	0
Wormley, Chris	INA	INA	INA	INA	X	DE	DE	X	X	INA	INA						5	2	0	6
Yanda, Marshal	RG	RG	IR	IR	IR	IR	IR	IR	IR	IR	IR						2	2	0	0
Young, Tavon	IR	IR	IR	IR	IR	IR	IR	IR	IR	IR	IR						0	0	0	0

Position in Caps = Starter; X = Played/Substituted; IR = Injured Reserve; NOR = Not on Roster; PS = Practice Squad  
 \*Game Played In London



# 2017 TRANSACTIONS

- **Jan. 2:** Signed WR Kenny Bell, G Jarell Broxton, RB Stephen Houston, G Jarrod Pughsley, C Matt Skura and QB Dustin Vaughan to reserve future contracts.
- **Jan. 4:** Signed CB Robertson Daniel to a reserve future contract.
- **Jan. 31:** Signed DB Otha Foster and LB Boseko Lokombo to reserve future contracts.
- **March 7:** Terminated the contracts of vested veterans S Kendrick Lewis and CB Shareece Wright.
- **March 8:** Terminated the contract of vested veteran OLB Elvis Dumervil.
- **March 10:** Terminated the contract of vested veteran DB Lardarius Webb; Signed UFAs **S Tony Jefferson** and **RB Danny Woodhead**.
- **March 13:** Re-signed unrestricted free agents DB/LB Anthony Levine Sr. and NT Brandon Williams.
- **March 15:** Re-signed unrestricted free agent QB Ryan Mallett; Traded C Jeremy Zuttah and a 2017 sixth-round pick (198th overall) to San Francisco in exchange for a for a 2017 sixth-round choice (186th overall).
- **March 20:** Signed unrestricted free agent **CB Brandon Carr**.
- **April 4:** Traded DT Timmy Jernigan and the 99th-overall selection (a third-round compensatory choice) in the 2017 NFL Draft to the Philadelphia Eagles in exchange for the 74th pick in the 2017 draft.
- **April 6:** Re-signed restricted free agent WR/RS Michael Campanaro.
- **April 11:** Re-signed free agent DB Lardarius Webb.
- **April 19:** Re-signed restricted free agents T James Hurst and G/C Ryan Jensen; Re-signed exclusive rights free agent WR Chris Matthews.
- **April 25:** Re-signed exclusive rights free agent OLB Brennen Beyer.
- **April 26:** Re-signed exclusive rights free agents WR/RS Keenan Reynolds and G De'Ondre Wesley.
- **May: 2** Waived LB Cavellis Luckett; Signed 2017 NFL Draft choices **OLB Tyus Bowser**, **S Chuck Clark**, **G/T Jermaine Eluemunor**, **CB Marlon Humphrey** and **G Nico Siragusa**; Signed rookie free agents **P Kenny Allen**, **WR Quincy Adebayoje**, **WR C.J. Board**, **ILB Bam Bradley**, **DE Omarious Bryant**, **CB Carlos Davis**, **S Daniel Henry**, **C Brandon Kublanow**, **RB Taquan Mizzell**, **FB Ricky Ortiz**, **WR Tim Patrick**, **ILB Donald Payne**, **DE Patrick Ricard**, **G Maurquice Shakir**, **QB Zach Terrell** and **WR Tim White**.
- **May 8:** Re-signed restricted free agent RB Terrance West and exclusive rights free agent CB Sheldon Price; Waived DE Omarious Bryant, RB Stephen Houston and QB Zach Terrell.
- **May 9:** Re-signed exclusive rights free agent LB Patrick Onwuasor.
- **May 12:** Re-signed exclusive rights free agent LB Lamar Louis.
- **May 15:** Signed undrafted rookie free agents **LB Randy Allen**, **WR Aaron Bailey**, **CB Jaylen Hill** and **T Roubbens Joseph**.
- **May 18:** Signed 2017 NFL Draft choices **OLB Tim Williams** and **DE Chris Wormley**.
- **June 5:** Terminated the contract of vested veteran (failed physical) CB Kyle Arrington; Signed free agent **CB Brandon Boykin** and **Al-Hajj Shabazz**.
- **June 6:** Waived (injured) CB Carlos Davis, who reverted to Injured Reserve; Signed free agent **TE Ryan Malleck**.
- **June 7:** Terminated the contract of vested veteran TE Dennis Pitta (injury waiver); Signed free agent **TE Barrett Burns**.
- **June 8:** Waived (injury settlement) CB Carlos Davis.
- **June 13:** Waived TE Barrett Burns; Signed free agent **WR Jeremy Maclin**
- **July 19:** Placed WR Aaron Bailey and DE Patrick Ricard on Active/Physically Unable to Perform; Waived (injured) DB Daniel Henry, who reverted to Injured Reserve.
- **July 21:** Placed WR/RS Michael Campanaro and CB Tavon Young on Active/Physically Unable to Perform; Waived (injured) WR Aaron Bailey, who reverted to Injured Reserve; Signed free agents **CB Reggie Porter** and **WR Griff Whalen**.
- **July 24:** Waived (injury settlement) DB Daniel Henry.
- **July 26:** Signed free agent **RB Bobby Rainey**; Activated DE Patrick Ricard from Active/Physically Unable to Perform.
- **July 28:** Placed G/C John Urschel on the Exempt/Left Squad list; Signed free agent **QB David Olson**; Waived (injury settlement) WR Aaron Bailey.
- **July 30:** Waived WR Tim Patrick and signed free agent **TE Larry Donnell**.
- **July 31:** Waived QB David Olson and signed free agent **QB Josh Woodrum**; Activated WR/RS Michael Campanaro from Active PUP.
- **Aug. 4:** Waived (injured) C Brandon Kublanow and signed rookie free agent **C Derrick Nelson**; Waived (injured) TE Crockett Gillmore and signed free agent **T Austin Howard**; Gillmore and Kublanow both reverted to Injured Reserve.
- **Aug. 7:** Waived (injured) CB Al-Hajj Shabazz, who reverted to Injured Reserve but then reached an injury settlement, and signed free agent **CB Trevin Wade**.
- **Aug. 14:** Waived QB Dustin Vaughn and signed **QB Thaddeus Lewis**.
- **Aug. 18:** Waived (injured) WR Kenny Bell, who later reached an injury settlement, and re-signed **G/C Jeremy Zuttah**.
- **Aug. 20:** Waived LB Lamar Louis.
- **Aug. 28:** Signed **LS Taybor Pepper**.
- **Sept. 1:** Waived the following players: P/K Kenny Allen, LB Randy Allen, WR C.J. Board, G Jarrell Broxton, DB Otha Foster, T Roubbens Joseph, C Derrick Nelson, LS Taybor Pepper, G Jarrod Pughsley, WR/RS Keenan Reynolds, FB/ RB Lorenzo Taliaferro and G/T De'Ondre Wesley; Terminated the contracts of vested veterans: TE Larry Donnell, QB Thaddeus Lewis, RB Bobby Rainey CB Trevin Wade, WR Griff Whalen and G/C Jeremy Zuttah; Placed RB Kenneth Dixon, G/T Alex Lewis, LB Albert McClellan, G Nico Siragusa, WR Tim White and CB Tavon Young on Injured Reserve; Traded a 2018 conditional seventh-round pick to Arizona in exchange for G/C Tony Bergstrom.
- **Sept. 2:** Waived the following players: WR Quincy Adebayoje, LB Boseko Lokombo, TE Ryan Malleck, WR Chris Matthews, RB Taquan Mizzell, FB Ricky Ortiz, ILB Donald Payne, CB Reggie Porter, G Maurquice Shakir, G/C Matt Skura and QB Josh Woodrum; Waived (injured) OLB Brennen Beyer, CB Robertson Daniel and T Stephane Nembot (who all reverted to Injured Reserve); Placed CB Brandon Boykin on Injured Reserve; Traded an undisclosed draft pick to Jacksonville in exchange for C Luke Bowanko.
- **Sept. 3:** Signed the following players to the practice squad: WR Quincy Adebayoje, LB Boseko Lokombo, TE Ryan Malleck, FB Ricky Ortiz, CB Reggie Porter and G Maurquice Shakir.
- **Sept. 4:** Placed CB Maurice Canady on Injured Reserve; Re-signed WR Chris Matthews.
- **Sept. 5:** Signed **RB Alex Collins**, **CB Tony McRae** and G/C Matt Skura to the practice squad.
- **Sept. 6:** Reached an injury settlement with OLB Brennen Beyer.
- **Sept. 7** Reached an injury settlement with CB Robertson Daniel.
- **Sept. 12:** Waived TE Ryan Malleck from the practice squad and re-signed QB Josh Woodrum to the practice squad.
- **Sept. 14:** Placed RB Danny Woodhead on Injured Reserve and signed RB Jeremy Langford from the practice squad to the active roster.
- **Sept. 17:** Placed CB Sheldon Price on Injured Reserve and waived RB Jeremy Langford; Signed Alex Collins and CB Tony McRae from the practice squad to the 53-man roster.
- **Sept. 18:** Signed **S Ronald Martin** to the practice squad.
- **Sept. 19:** Placed LB Bam Bradley and G Marshal Yanda on Injured Reserve; Signed G/C Matt Skura from the practice squad and **T Dieugot Joseph** off Chicago's practice squad to the 53-man roster; Re-signed RB Jeremy Langford to the practice squad; Signed **LB Nicholas Grigsby** and **G Arie Kouandjio** to the practice squad.
- **Sept. 20:** Signed **CB Josh Thornton** to the practice squad after CB Reggie Porter was signed to Cleveland's active roster.
- **Sept. 21:** Placed RB Jeremy Langford on Practice Squad Injured Reserve and signed **RB John Crockett** to the practice squad.
- **Sept. 26:** Waived OLB Boseko Lokombo from the practice squad.
- **Sept. 27:** Reached an injury settlement with RB Jeremy Langford; Re-signed TE Ryan Malleck to the practice squad; Placed DE Brent Urban on Injured Reserve and signed **LB Jonathan Freeny** to the 53-man roster.
- **Oct. 3:** Placed FB Ricky Ortiz on practice squad Injured Reserve and waived CB Josh Thornton from the practice squad; Signed **TE Gabe Holmes** and **CB Stanley Jean-Baptiste** to the practice squad. (The team later reached an injury settlement with Ortiz.)
- **Oct. 10:** Terminated the practice squad contracts of TE Ryan Malleck and CB Ronald Martin; Waived T Dieugot Joseph; Signed **DT Kapron Lewis-Moore** and C Derrick Nelson to the practice squad and re-signed RB Bobby Rainey to the active roster.
- **Oct. 12:** Terminated the practice squad contract of C Derrick Nelson and re-signed T Dieugot Joseph to the practice squad.
- **Oct. 17:** Terminated the contract of LB Jonathan Freeny and signed free agent **LB Steven Johnson**.
- **Oct. 19:** Terminated the contract of vested veteran G Tony Bergstrom and re-signed WR Griff Whalen; Terminated CB Sheldon Price from Injured Reserve.
- **Oct. 21:** Waived CB Tony McRae and re-signed G Tony Bergstrom to the active roster.
- **Oct. 23:** Terminated the contract of vested veteran G Tony Bergstrom and signed **TE Gavin Escobar** to the active roster.
- **Oct. 24:** Waived TE Gabe Holmes from the practice squad and re-signed WR Kenny Bell to the practice squad.
- **Oct. 31:** Terminated the contract of vested veteran WR Griff Whalen; Signed G Maurquice Shakir from the practice squad to the active roster; Signed **G Jason King** and **T Steven Moore** to the practice squad following the Shakir move and T Arie Kouandjio being signed to Washington's active roster on Oct. 28.
- **Nov. 3:** Waived (injured) WR Chris Matthews, who reverted to Injured Reserve but then reached an injury settlement, and activated CB Maurice Canady from Injured Reserve-Designated for Return.
- **Nov. 13:** Waived veteran RB Bobby Rainey after being awarded **G/T Andrew Donnal** off waivers from the LA Rams.
- **Nov. 14:** Waived G Jason King from the practice squad and re-signed **FB Ricky Ortiz** to the practice squad.
- **Nov. 18:** Waived TE Gavin Escobar and activated RB Danny Woodhead from Injured Reserve - Designated for Return.

(Bold denotes first time player has joined the Ravens.)



# GAME-BY-GAME STARTERS

## OFFENSE

GAME	WR	LT	LG	C	RG	RT	TE	WR	QB	RB	WR	OTER
Sept. 10 at Cincinnati	Maclin	Stanley	Hurst	Jensen	Yanda	Howard	Watson	n/a	Flacco	West	Boyle (TE)	M. Williams (TE)
Sept. 17 vs. Cleveland	Maclin	Stanley	Hurst	Jensen	Yanda	Howard	Watson	Wallace	Flacco	West	n/a	M. Williams (TE)
Sept. 24 at Jacksonville	Maclin	Stanley	Hurst	Jensen	<b>Skura</b>	Howard	Watson	Wallace	Flacco	West	n/a	Boyle (TE)
Oct. 1 vs. Pittsburgh	Maclin	Stanley	Hurst	Jensen	Skura	Howard	Watson	Wallace	Flacco	<b>Collins</b>	n/a	Boyle (TE)
Oct. 8 at Oakland	Maclin	Stanley	Hurst	Jensen	Skura	Howard	Watson	Wallace	Flacco	West	n/a	Boyle (TE)
Oct. 15 vs. Chicago	Perriman	Stanley	Hurst	Jensen	<b>Elumunor</b>	Howard	Watson	Wallace	Flacco	Collins	n/a	Boyle (TE)
Oct. 22 at Minnesota	<b>Moore</b>	Stanley	Hurst	Jensen	<b>Elumunor</b>	Howard	Watson	Wallace	Flacco	Collins	n/a	Boyle (TE)
Oct. 26 vs. Miami	Maclin	Stanley	Hurst	Jensen	Skura	Howard	Watson	Perriman	Flacco	Collins	n/a	Boyle (TE)
Nov. 5 at Tennessee	Maclin	Stanley	Hurst	Jensen	Skura	Howard	Watson	Wallace	Flacco	Collins	n/a	M. Williams (TE)
Nov. 19 at Green Bay	Maclin	Hurst	Bowanko	Jensen	Skura	Howard	Boyle	Wallace	Flacco	Collins	n/a	M. Williams (TE)
Nov. 27 vs. Houston	Maclin	Stanley	Hurst	Jensen	Skura	Howard	Watson	Wallace	Flacco	Collins	Moore	n/a
Dec. 3 vs. Detroit												
Dec. 10 at Pittsburgh												
Dec. 17 at Cleveland												
Dec. 23 vs. Indianapolis												
Dec. 31 vs. Cincinnati												

## DEFENSE

GAME	DT	DE	NT	SAM	MIKE	WILL	RUSH	RCB	LCB	SS	FS	OTHER
Sept. 10 at Cincinnati	B. Williams	Urban	Pierce	Judon	Mosley	Correa	Suggs	J. Smith	Carr	Jefferson	Weddle	
Sept. 17 vs. Cleveland	B. Williams	Urban	n/a	Judon	Mosley	Correa	Suggs	J. Smith	Carr	Jefferson	Weddle	Webb (DB)
Sept. 24 at Jacksonville	Pierce	Urban	n/a	Z. Smith	Mosley	Onwuasor	Suggs	J. Smith	Carr	Jefferson	Weddle	Webb (DB)
Oct. 1 vs. Pittsburgh	Davis	n/a	Pierce	Judon	Mosley	Correa	Suggs	J. Smith	Carr	Jefferson	Weddle	n/a
Oct. 8 at Oakland	Davis	n/a	Pierce	Z. Smith	Mosley	Onwuasor	Suggs	J. Smith	Carr	Jefferson	Weddle	<b>Humphrey (CB)</b>
Oct. 15 vs. Chicago	<b>Henry</b>	<b>Wormley</b>	Pierce	Judon	Mosley	Onwuasor	Suggs	J. Smith	Carr	Jefferson	Weddle	n/a
Oct. 22 at Minnesota	B. Williams	Wormley	Pierce	Judon	Mosley	Onwuasor	Suggs	J. Smith	Carr	Jefferson	Weddle	n/a
Oct. 26 vs. Miami	B. Williams	Davis	Pierce	Judon	Mosley	Onwuasor	Suggs	J. Smith	Carr	Jefferson	Weddle	n/a
Nov. 5 at Tennessee	B. Williams	Davis	Pierce	Judon	Mosley	Onwuasor	Suggs	J. Smith	Carr	Jefferson	Weddle	n/a
Nov. 19 at Green Bay	B. Williams	Henry	n/a	Z. Smith	Mosley	Onwuasor	Suggs	J. Smith	Carr	Jefferson	Weddle	<b>Canady (DB)</b>
Nov. 27 vs. Houston	B. Williams	Davis	Pierce	Judon	Mosley	Onwuasor	Suggs	J. Smith	Carr	Jefferson	Weddle	
Dec. 3 vs. Detroit												
Dec. 10 at Pittsburgh												
Dec. 17 at Cleveland												
Dec. 23 vs. Indianapolis												
Dec. 31 vs. Cincinnati												

**Bold denotes first NFL start**





# 2017 STATISTICS

## WON 6, LOST 5

09/10 W 20-0	at Cincinnati	55,254
09/17 W 24-10	Cleveland	70,605
09/24 L 7-44	at Jacksonville	84,592
10/01 L 9-26	Pittsburgh	71,126
10/08 W 30-17	at Oakland	54,980
10/15 L 24-27 OT	Chicago	70,616
10/22 L 16-24	at Minnesota	66,751
10/26 W 40-0	Miami	70,408
11/05 L 20-23	at Tennessee	67,322
11/19 W 23-0	at Green Bay	77,945
11/27 W 23-16	Houston	70,357
12/03	Detroit	
12/10	at Pittsburgh	
12/17	at Cleveland	
12/23	Indianapolis	
12/31	Cincinnati	

	<b>Balt.</b>	<b>Opp.</b>
<b>TOTAL FIRST DOWNS</b>	<b>196</b>	<b>193</b>
Rushing	69	63
Passing	106	108
Penalty	21	22
3rd Down: Made/Att	49/154	51/149
3rd Down Pct.	31.8	34.2
4th Down: Made/Att	8/12	4/12
4th Down Pct.	66.7	33.3
<b>POSSESSION AVG.</b>	<b>30:01</b>	<b>29:59</b>
<b>TOTAL NET YARDS</b>	<b>3092</b>	<b>3363</b>
Avg. Per Game	281.1	305.7
Total Plays	710	707
Avg. Per Play	4.4	4.8
<b>NET YARDS RUSHING</b>	<b>1285</b>	<b>1274</b>
Avg. Per Game	116.8	115.8
Total Rushes	318	322
<b>NET YARDS PASSING</b>	<b>1807</b>	<b>2089</b>
Avg. Per Game	164.3	189.9
Sacked/Yards Lost	23/162	30/207
Gross Yards	1969	2296
Att./Completions	369/240	355/203
Completion Pct.	65.0	57.2
Had Intercepted	11	18
<b>PUNTS/AVERAGE</b>	<b>61/46.1</b>	<b>53/45.1</b>
<b>NET PUNTING AVG.</b>	<b>61/41.5</b>	<b>53/40.0</b>
<b>PENALTIES/YARDS</b>	<b>67/560</b>	<b>70/547</b>
<b>FUMBLES/BALL LOST</b>	<b>14/4</b>	<b>15/8</b>
<b>TOUCHDOWNS</b>	<b>24</b>	<b>19</b>
Rushing	7	7
Passing	11	11
Returns	6	1

<b>* SCORE BY PERIODS</b>	<b>Q1</b>	<b>Q2</b>	<b>Q3</b>	<b>Q4</b>	<b>OT</b>	<b>PTS</b>		
<b>TEAM</b>	<b>37</b>	<b>83</b>	<b>29</b>	<b>87</b>	<b>0</b>	<b>236</b>		
<b>OPPONENTS</b>	<b>36</b>	<b>68</b>	<b>43</b>	<b>37</b>	<b>3</b>	<b>187</b>		
<b>* SCORING</b>	<b>TD-Ru</b>	<b>Pa</b>	<b>Rt</b>	<b>K-PAT</b>	<b>FG</b>	<b>S PTS</b>		
Tucker	0	0	0	0	21/21	23/26	0	90
Allen	4	2	2	0			0	24
Maclin	3	0	3	0			0	18
Wallace	3	0	3	0			0	18
Collins	2	2	0	0			0	12
C. Moore	2	0	1	1			0	12
J. Smith	2	0	0	2			0	12
Watson	2	0	2	0			0	12
West	2	2	0	0			0	12
Campanaro	1	0	0	1			0	6
Mayle	1	1	0	0			0	6
Mosley	1	0	0	1			0	6
Rainey	1	0	0	1			0	6
Boyle	0	0	0	0			0	2
<b>TEAM</b>	<b>24</b>	<b>7</b>	<b>11</b>	<b>6</b>	<b>21/21</b>	<b>23/26</b>	<b>0</b>	<b>236</b>
<b>OPPONENTS</b>	<b>19</b>	<b>7</b>	<b>11</b>	<b>1</b>	<b>16/18</b>	<b>19/21</b>	<b>0</b>	<b>187</b>

2-Pt Conv: Boyle, TEAM 1-3, OPPONENTS 0-1

SACKS: Suggs 9.5, Judon 5, Henry 2.5,

Bowser 2, Jefferson 2, Levine 2, Webb 2,

Z. Smith 1.5, Mosley 1, Onwuasor 1, Pierce 1,

Davis 0.5, TEAM 30, OPPONENTS 23

FUM/LOST: Flacco 5/0, Campanaro 2/0,

Collins 2/2, Jensen 1/0, Mallett 1/0,

Watson 1/0, West 1/1, M. Williams 1/1

<b>* RUSHING</b>	<b>No.</b>	<b>Yds</b>	<b>Avg</b>	<b>Long</b>	<b>TD</b>
Collins	129	630	4.9	50	2
Allen	114	400	3.5	37	2
West	39	138	3.5	13	2
Flacco	16	54	3.4	25	0
Campanaro	4	33	8.3	19	0
Woodhead	6	28	4.7	10	0
Wallace	1	4	4.0	4	0
Mayle	2	2	1.0	2	1
Rainey	1	2	2.0	2	0
M. Williams	1	2	2.0	2	0
Mallett	4	-3	-8	0	0
C. Moore	1	-5	-5.0	-5	0
<b>TEAM</b>	<b>318</b>	<b>1285</b>	<b>4.0</b>	<b>50</b>	<b>7</b>
<b>OPPONENTS</b>	<b>322</b>	<b>1274</b>	<b>4.0</b>	<b>58</b>	<b>7</b>

<b>* RECEIVING</b>	<b>No.</b>	<b>Yds</b>	<b>Avg</b>	<b>Long</b>	<b>TD</b>
Watson	42	323	7.7	33	2
Allen	41	200	4.9	14	2
Maclin	32	350	10.9	48t	3
Wallace	29	371	12.8	54	3
Boyle	20	149	7.5	14	0
Campanaro	12	91	7.6	18	0
M. Williams	12	79	6.6	17	0
Woodhead	12	77	6.4	13	0
C. Moore	9	133	14.8	23	1
Collins	9	52	5.8	27	0
Perriman	7	54	7.7	14	0
Rainey	5	18	3.6	12	0
Whalen	4	23	5.8	9	0
Matthews	3	25	8.3	12	0
West	2	23	11.5	15	0
Ricard	1	1	1.0	1	0
<b>TEAM</b>	<b>240</b>	<b>1969</b>	<b>8.2</b>	<b>54</b>	<b>11</b>
<b>OPPONENTS</b>	<b>203</b>	<b>2296</b>	<b>11.3</b>	<b>49</b>	<b>11</b>

<b>* INTERCEPTIONS</b>	<b>No.</b>	<b>Yds</b>	<b>Avg</b>	<b>Long</b>	<b>TD</b>
Weddle	4	27	6.8	22	0
J. Smith	3	58	19.3	50t	1
Carr	3	57	19.0	33	0
Mosley	2	94	47.0	63t	1
Webb	2	10	5.0	10	0
Bowser	1	27	27.0	27	0
Humphrey	1	15	15.0	15	0
Jefferson	1	13	13.0	13	0
Levine	1	8	8.0	8	0
<b>TEAM</b>	<b>18</b>	<b>309</b>	<b>17.2</b>	<b>63t</b>	<b>2</b>
<b>OPPONENTS</b>	<b>11</b>	<b>216</b>	<b>19.6</b>	<b>90t</b>	<b>1</b>

<b>* PUNTING</b>	<b>No.</b>	<b>Yds</b>	<b>Avg</b>	<b>Net</b>	<b>TB</b>	<b>In</b>	<b>Lg</b>	<b>B</b>
Koch	61	2812	46.1	41.5	3	29	67	0
<b>TEAM</b>	<b>61</b>	<b>2812</b>	<b>46.1</b>	<b>41.5</b>	<b>3</b>	<b>29</b>	<b>67</b>	<b>0</b>
<b>OPPONENTS</b>	<b>53</b>	<b>2390</b>	<b>45.1</b>	<b>40.0</b>	<b>1</b>	<b>11</b>	<b>67</b>	<b>0</b>

<b>* PUNT RETURNS</b>	<b>Ret</b>	<b>FC</b>	<b>Yds</b>	<b>Avg</b>	<b>Long</b>	<b>TD</b>
Campanaro	15	11	221	14.7	77t	1
Rainey	2	0	22	11.0	13	0
Webb	2	8	7	3.5	7	0
Whalen	1	1	2	2.0	2	0
<b>TEAM</b>	<b>20</b>	<b>20</b>	<b>252</b>	<b>12.6</b>	<b>77t</b>	<b>1</b>
<b>OPPONENTS</b>	<b>24</b>	<b>11</b>	<b>221</b>	<b>9.2</b>	<b>46</b>	<b>0</b>

<b>* KICKOFF RETURNS</b>	<b>No.</b>	<b>Yds</b>	<b>Avg</b>	<b>Long</b>	<b>TD</b>
Rainey	11	338	30.7	96t	1
C. Moore	3	85	28.3	35	0
Campanaro	2	46	23.0	29	0
Collins	2	50	25.0	27	0
Mayle	1	14	14.0	14	0
<b>TEAM</b>	<b>19</b>	<b>533</b>	<b>28.1</b>	<b>96t</b>	<b>1</b>
<b>OPPONENTS</b>	<b>19</b>	<b>367</b>	<b>19.3</b>	<b>37</b>	<b>0</b>

<b>* FIELD GOALS</b>	<b>1-19</b>	<b>20-29</b>	<b>30-39</b>	<b>40-49</b>	<b>50+</b>
Tucker	0/0	7/7	5/5	7/8	4/6
<b>TEAM</b>	<b>0/0</b>	<b>7/7</b>	<b>5/5</b>	<b>7/8</b>	<b>4/6</b>
<b>OPPONENTS</b>	<b>0/0</b>	<b>4/4</b>	<b>7/7</b>	<b>6/7</b>	<b>2/3</b>

Tucker: (25G,25G)(58N,28G)( ) (62N,42G)(22G,21G,44G)(27G,31G,50G)(48G,57G,47G)(55G,48G,46B)(30G,49G)(32G,39G,23G)(53G,31G,49G)

OPP: ( ) (38G)(23G,45G,29G)(31G,49G,44N)(32G)(24G,40G)(52G,51G,43G,43G,34G,32G)(50N)(48G)( ) (25G,36G,37G)

<b>* PASSING</b>	<b>Att</b>	<b>Cmp</b>	<b>Yds</b>	<b>Cmp%</b>	<b>Yds/Att</b>	<b>TD</b>	<b>TD%</b>	<b>Int</b>	<b>Int%</b>	<b>Long</b>	<b>SK/Lost</b>	<b>Rating</b>
Flacco	351	229	1875	65.2	5.34	9	2.6	11	3.1	54	23/162	74.2
Mallett	16	9	56	56.3	3.50	2	12.5	0	0.0	12	0/0	103.1
Koch	2	2	38	100.0	19.00	0	0.0	0	0.0	22	0/0	118.8
<b>TEAM</b>	<b>369</b>	<b>240</b>	<b>1969</b>	<b>65.0</b>	<b>5.34</b>	<b>11</b>	<b>3.0</b>	<b>11</b>	<b>3.0</b>	<b>54</b>	<b>23/162</b>	<b>76.0</b>
<b>OPPONENTS</b>	<b>355</b>	<b>203</b>	<b>2296</b>	<b>57.2</b>	<b>6.47</b>	<b>11</b>	<b>3.1</b>	<b>18</b>	<b>5.1</b>	<b>49</b>	<b>30/207</b>	<b>65.9</b>

## 2017 DEFENSIVE STATISTICS

from Press Box Stats

Name	Total	Solo	Assists	Sacks	Yds.	INT	Yds.	PD	FF	FR
Mosley, C.J.	95	69	26	1	13	2	94	2	2	2
Onwuasor, Patrick	57	42	15	1	1	0	0	2	1	1
Jefferson, Tony	50	34	16	2	9	1	13	1	0	0
Weddle, Eric	49	40	9	0	0	4	27	6	1	0
Judon, Matthew	40	35	5	5	47	0	0	2	1	1
Carr, Brandon	38	32	6	0	0	3	57	7	0	0
Pierce, Michael	34	26	8	1	5	0	0	0	0	2
Webb, Lardarius	33	31	2	2	13	2	10	4	1	0
Suggs, Terrell	31	23	8	9.5	59	0	0	3	4	0
Smith, Jimmy	26	24	2	0	0	3	58	9	0	1
Henry, Willie	25	18	7	2.5	15	0	0	5	0	1
Williams, Brandon	20	15	5	0	0	0	0	1	0	0
Humphrey, Marlon	18	16	2	0	0	1	15	7	0	0
Smith, Za'Darius	17	10	7	1.5	15	0	0	1	0	0
Davis, Carl	13	10	3	0.5	7	0	0	0	0	0
Levine Sr., Anthony	9	7	2	2	16	1	8	1	0	0
Correa, Kamalei	8	6	2	0	0	0	0	1	0	0
Bowser, Tyus	7	6	1	2	7	1	27	3	0	0
Williams, Tim	5	4	1	0	0	0	0	0	0	0
Wormley, Chris	5	5	0	0	0	0	0	0	0	0
Kaufusi, Bronson	4	1	3	0	0	0	0	0	0	0
Ricard, Patrick	4	3	1	0	0	0	0	0	0	0
Urban, Brent	4	3	1	0	0	0	0	1	0	0
Canady, Maurice	3	2	1	0	0	0	0	0	0	0
Clark, Chuck	2	2	0	0	0	0	0	1	0	0
Hill, Jaylen	1	1	0	0	0	0	0	1	0	0
<b>Totals</b>	<b>598</b>	<b>465</b>	<b>133</b>	<b>30</b>	<b>207</b>	<b>18</b>	<b>309</b>	<b>58</b>	<b>10</b>	<b>8</b>

## 2017 SPECIAL TEAMS TACKLES

from Press Box Stats

Name	Total	Solo	Assists	FF	FR	Blocked Kicks
Levine Sr., Anthony	8	4	4	0	0	0
Mayle, Vince	6	6	0	0	0	0
Correa, Kamalei	5	3	2	0	0	0
Clark, Chuck	4	4	0	0	0	0
Matthews, Chris	4	4	0	0	0	0
Allen, Javorius	3	2	1	0	0	0
Judon, Matthew	3	1	2	0	0	0
Canady, Maurice	2	2	0	0	0	0
Freeny, Jonathan	2	2	0	0	0	0
Johnson, Steven	2	1	1	0	0	0
Bowser, Tyus	2	2	0	0	0	0
Cox, Morgan	1	1	0	0	0	0
Kaufusi, Bronson	1	1	0	0	0	0
McRae, Tony	1	1	0	0	0	0
Moore, Chris	1	1	0	0	0	0
Onwuasor, Patrick	1	1	0	0	0	0
Webb, Lardarius	1	1	0	0	0	0
Tucker, Justin	1	1	0	0	0	0
<b>Totals</b>	<b>48</b>	<b>38</b>	<b>10</b>	<b>0</b>	<b>0</b>	<b>0</b>

## 2017 SINGLE-GAME BESTS

<b>Tackles:</b>	<b>12</b>	by Matthew Judon vs. Chi. (10/15) and C.J. Mosley vs. Hou. (11/27) and vs. Pit. (10/1)
<b>Sacks:</b>	<b>2</b>	by three different players; last by Terrell Suggs vs. Hou. (11/27)
<b>Interceptions:</b>	<b>1</b>	by nine different players; last by Tony Jefferson and Anthony Levine Sr. vs. Hou. (11/27)
<b>Passes Defensed:</b>	<b>4</b>	by Brandon Carr vs. Cle. (9/17)
<b>Forced Fumbles:</b>	<b>1</b>	by six different players; last by Terrell Suggs vs. Hou. (11/27)
<b>Fumble Recoveries:</b>	<b>1</b>	by six different players; last by Willie Henry vs. Hou. (11/27)
<b>Special Teams Tackles:</b>	<b>3</b>	by Chris Matthews vs. Chi. (10/15)

## BALTIMORE RAVENS 2017 REGULAR SEASON GAME BY GAME OFFENSIVE STATISTICS

Game	9/10 at Cin.	9/17 vs. Cle.	9/24 at Jax.	10/1 vs. Pit.	10/8 at Oak.	10/15 vs. Chi.	10/22 at Min.	10/26 vs. Mia.	11/5 at Ten.	11/19 at GB	11/27 vs. Hou.	12/3 vs. Det.	12/10 at Pit.	12/17 at Cle.	12/23 vs. Ind.	12/31 vs. Cin.
Points	20	24	7	9	30	24	16	40	20	23	23					
1st Qtr	3	7	0	0	14	0	3	7	3	0	0					
2nd Qtr	14	14	0	0	10	3	3	13	3	6	17					
3rd Qtr	3	0	0	9	0	7	3	0	0	7	0					
4th Qtr	0	3	7	0	6	14	7	20	14	10	6					
Overtime	0	0	0	0	0	0	0	0	0	0	0					
TDs (Ru-P-Ret)	1-1-0	1-2-0	0-1-0	0-1-0	2-0-1	0-0-2	0-1-0	0-2-3	0-2-0	1-1-0	2-0-0					
PATs (M/A)	2/2	3/3	1/1	0/0	3/3	1/1	1/1	4/4	2/2	2/2	2/2					
2PT Convs (M/A)	0/0	0/0	0/0	0/1	0/0	1/1	0/0	0/1	0/0	0/0	0/0					
FGs (M/A)	2/2	1/2	0/0	1/2	3/3	3/3	3/3	2/3	2/2	3/3	3/3					
Safeties	0	0	0	0	0	0	0	0	0	0	0					
First Downs	17	24	12	18	19	16	16	19	24	14	17					
Rushing	8	7	6	4	11	5	4	9	4	4	7					
Passing	5	16	4	14	8	9	10	7	19	7	7					
Penalty	4	1	2	0	0	2	2	3	1	3	3					
3rd Down Conv (M/A)	6/14	4/11	3/11	5/13	7/14	3/18	6/16	3/13	6/16	3/14	3/14					
3rd Down Conv Pct	43%	36%	27%	39%	50%	17%	38%	23%	38%	21%	21%					
4th Down Conv (M/A)	0-0	0/0	0/1	0/2	0/0	1/1	1/1	0/0	3/4	1/1	2/2					
4th Down Conv Pct	0%	0%	0%	0%	0%	100%	100%	0%	75%	100%	100%					
Total Net Yards	268	337	186	288	365	291	208	295	341	219	294					
Total Off. Plays	60	68	54	68	65	70	64	62	77	57	65					
Avg. Gain Per Play	4.5	5.0	3.4	4.2	5.6	4.2	3.3	4.8	4.4	3.8	4.5					
Net Yards Rushing	157	136	134	82	143	125	64	174	73	58	139					
Total Rushing Plays	42	32	25	15	39	26	20	40	22	26	31					
Avg. Gain Per Rush	3.7	4.3	5.4	5.5	3.7	4.8	3.2	4.4	3.3	2.2	4.5					
Net Yards Passing	111	201	52	206	222	166	144	121	268	161	155					
Times Sacked	1	2	2	4	0	3	5	0	2	3	1					
Yards Lost on Sacks	10	16	12	29	0	14	42	0	9	22	8					
Gross Yards Passing	121	217	64	235	222	180	186	121	277	183	163					
Pass Attempts	17	34	27	49	26	41	39	22	53	28	33					
Pass Completions	9	25	14	31	19	24	27	13	35	22	21					
Completion Pct	52.9%	73.5%	51.9%	63.3%	73.1%	58.5%	69.2%	59.1%	66.0%	78.6%	63.6%					
Avg. Gain Per Pass	6.2	5.6	1.8	3.9	8.5	3.8	3.3	5.5	4.9	5.2	4.6					
Interceptions	1	1	2	2	0	2	0	0	2	1	0					
Fumbles / Fum. Lost	1/0	1/1	1/1	3/1	1/0	1/1	3/0	1/0	1/0	1/0	0/0					
Penalties	11	7	10	6	1	8	3	5	6	3	7					
Penalty Yards	85	45	88	55	5	69	15	40	39	30	89					
Punts	6	5	7	5	3	7	6	5	4	7	6					
Gross Punting Average	41.7	47.0	44.4	44.4	39	55.0	48.2	45.0	45.0	41.4	51.3					
Touchbacks	0	1	1	0	0	0	0	0	0	1	0					
Inside20	2	4	1	2	1	2	1	4	2	5	5					
Punts Blocked	0	0	0	0	0	0	0	0	0	0	0					
Net Punting Average	39.3	43	41.3	41.4	36.7	48.9	34.3	44.0	39.5	37.3	47.8					
Punt Returns	3	3	0	1	2	5	0	3	2	1	0					
Punt Return Yards	23	19	0	0	19	132	0	9	22	28	0					
Punt Return Avg.	7.7	6.3	0.0	0.0	9.5	26.4	0.0	3.0	11.0	28.0	0.0					
Fair Catches	1	1	2	1	1	2	1	4	1	4	2					
Kickoff Returns	0	0	0	4	0	5	5	1	1	1	2					
Kickoff Return Yards	0	0	0	96	0	191	113	26	22	35	50					
Kickoff Return Avg.	0.0	0.0	0.0	24.0	0.0	38.2	22.6	26.0	22.0	35.0	25.0					
Time of Possession	34:00	33:24	25:57	24:31	33:43	31:09	27:59	31:14	32:22	30:03	29:44					



## BALTIMORE RAVENS 2017 REGULAR SEASON GAME BY GAME DEFENSIVE STATISTICS

Game	9/10 @ Cin.	9/17 vs. Cle.	9/24 @ Jax.	10/1 vs. Pit.	10/8 @ Oak.	10/15 vs. Chi.	10/22 @ Min.	10/26 vs. Mia.	11/5 vs. Ten.	11/19 @ GB	11/27 vs. Hou.	12/3 vs. Det.	12/10 @ Pit.	12/17 @ Cle.	12/23 vs. Ind.	12/31 vs. Cin.
Points	0	10	44	26	17	27	24	0	23	0	16					
1st Qtr	0	0	10	3	3	0	3	0	10	0	7					
2nd Qtr	0	7	13	16	7	10	6	0	6	0	3					
3rd Qtr	0	3	14	0	7	7	9	0	0	0	3					
4th Qtr	0	0	7	7	0	7	6	0	7	0	3					
Overtime	0	0	0	0	0	3	0	0	0	0	0					
TDs (Ru-P-Ret)	0-0-0	0-1-0	1-4-0	2-1-0	1-1-0	0-2-1	1-0-0	0-0-0	1-2-0	0-0-0	1-0-0					
PATs (M/A)	0-0	1-1	5-5	2-2	2-2	3-3	0-1	0-0	2-3	0-0	1-1					
2PT Convs (M/A)	0-0	0-0	0-0	0-1	0-0	0-0	0-0	0-0	0-0	0-0	0-0					
FGs (M/A)	0-0	1-1	3-3	2-3	1-1	2-2	6-6	0-1	1-1	0-0	3-3					
Safeties	0	0	0	0	0	0	0	0-0	0	0	0					
First Downs	14	20	24	22	15	18	17	13	14	16	20					
Rushing	3	6	7	10	7	10	5	3	3	5	4					
Passing	8	12	13	10	8	5	11	9	10	11	11					
Penalty	3	2	4	2	0	3	1	1	1	0	5					
3rd Down Conv (M/A)	4-13	2-12	3-12	7-15	6-12	5-17	7-15	4-15	3-11	4-13	6-14					
3rd Down Conv Pct	30.8%	16.7%	25%	47%	50%	29%	47%	27%	27%	31%	43%					
4th Down Conv (M/A)	0-1	1-2	2-2	0-0	0-1	0-0	0-0	0-2	0-0	1-4	0-0					
4th Down Conv Pct	0%	50%	100%	0%	0%	0%	0%	0%	0%	25%	0%					
Total Net Yards	221	386	410	381	245	342	357	196	257	265	303					
Total Off. Plays	58	66	68	73	54	75	64	66	52	67	64					
Avg. Gain Per Play	3.8	5.8	6.0	5.2	4.5	4.6	5.6	3.0	4.9	4.0	4.7					
Net Yards Rushing	77	93	166	173	108	231	169	45	71	75	66					
Total Rushing Plays	22	21	35	42	25	54	33	19	21	25	25					
Avg. Gain Per Rush	3.5	4.4	4.7	4.1	4.3	4.3	5.1	2.4	3.4	3.0	2.6					
Net Yards Passing	144	293	244	208	137	111	188	151	186	190	237					
Times Sacked	5	3	0	1	3	4	0	3	3	6	2					
Yards Lost on Sacks	26	7	0	8	22	23	0	25	32	49	15					
Gross Yards Passing	170	300	244	216	159	134	188	176	218	239	252					
Pass Attempts	31	42	33	30	26	17	31	44	28	36	37					
Pass Completions	16	20	20	18	13	9	20	25	19	21	22					
Completion Pct	51.6%	47.6%	60.6%	60.0%	50.0%	52.9%	64.5%	56.8%	67.9%	58.3%	59.5%					
Avg. Gain Per Pass	4.0	6.5	7.4	6.7	4.7	5.3	6.1	3.2	6.0	4.5	6.1					
Interceptions	4	4	0	1	0	0	1	2	1	3	2					
Fumbles / Fum. Lost	1-1	2-1	0-0	1-0	1-1	4-2	0-0	0-0	0-0	4-2	2-1					
Penalties	9	11	9	8	3	5	4	7	3	5	6					
Penalty Yards	66	65	70	60	24	44	47	43	39	53	36					
Punts	5	4	3	4	4	9	2	8	5	5	4					
Gross Punting Average	42.4	52.3	50.0	37.5	49.3	46.7	46.0	41.0	51.2	40.4	43.5					
Touchbacks	0	0	0	0	1	0	0	0	0	0	0					
Inside20	1	0	1	1	0	3	0	0	3	1	1					
Punts Blocked	0	0	0	0	0	0	0	0	0	0	0					
Net Punting Average	37.8	47.5	50.0	37.5	39.5	32.0	46.0	39.9	46.8	34.8	43.5					
Punt Returns	3	1	2	2	1	4	3	2	2	2	2					
Punt Return Yards	14	0	2	15	7	43	83	5	22	9	21					
Punt Return Avg.	4.7	0.0	1.0	7.5	7.0	10.8	27.7	2.5	11.0	4.5	10.5					
Fair Catches	2	1	1	1	0	0	0	0	1	2	3					
Kickoff Returns	1	1	1	2	1	5	1	1	1	2	3					
Kickoff Return Yards	11	18	12	36	31	105	20	15	4	48	67					
Kickoff Return Avg.	11.0	18.0	12.0	18.0	31.0	21.0	20.0	15.0	4.0	24.0	22.3					
Time of Possession	26:00	26:36	34:03	35:29	26:17	36:45	32:01	28:46	27:38	29:57	30:16					