



NEWS RELEASE

October 24, 2017

Seahawks Host the Texans for the First Time in Seattle Since the 2005 Season



Seahawks vs. Texans
Sunday, October 29
1:05 p.m. (PT), CBS
CenturyLink Field



2017 Schedule

Preseason (4-0)

Day	Date	Opponent	Time (PT)	TV
Sun.	8/13	at L.A. Chargers	W	48-17
Fri.	8/18	Minnesota	W	20-13
Fri.	8/25	Kansas City	W	26-13
Thu.	8/31	at Oakland	W	17-13

Regular Season (4-2)

Day	Date	Opponent	Time (PT)	TV
Sun.	9/10	at Green Bay	L	17-9
Sun.	9/17	San Francisco	W	12-9
Sun.	9/24	at Tennessee	L	33-27
Sun.	10/1	Indianapolis	W	46-18
Sun.	10/8	at L.A. Rams	W	16-10
Sun.	10/15	Bye Week		
Sun.	10/22	at N.Y. Giants	W	24-7
Sun.	10/29	Houston	1:05 p.m.	CBS
Sun.	11/5	Washington*	1:05 p.m.	FOX
Thu.	11/9	at Arizona	5:25 p.m.	NBC
Mon.	11/20	Atlanta	5:30 p.m.	ESPN
Sun.	11/26	at San Francisco*	1:05 p.m.	FOX
Sun.	12/3	Philadelphia*	5:30 p.m.	NBC
Sun.	12/10	at Jacksonville*	10:00 a.m.	FOX
Sun.	12/17	L.A. Rams*	1:05 p.m.	FOX
Sun.	12/24	at Dallas	1:25 p.m.	FOX
Sun.	12/31	Arizona*	1:25 p.m.	FOX

* Game time subject to NFL Flexible Scheduling

Table of Contents

Page	Note
2	What to Look for
3	Series vs. Texans
4-8	Team Notes
9-11	Russell Wilson
12-14	Player Notes (by jersey number)
15	Pete Carroll
16	Steve Hutchinson Eligible for Hall of Fame
17	CenturyLink Field Enhancements
18-19	Statistics
20-23	Transactions, Participation Chart, How Built
24-26	Rosters, Depth Chart, Pronunciation Guide

Seattle (4-2) begins a stretch of three of its next four games at home, entering this Sunday's game vs. the Houston Texans (3-3) with a three-game winning streak. Kickoff is set for 1:05 p.m. (PT).

The Seahawks are 65-28-1 since the second-half of the 2011 season and in the last 106 games, including playoffs, Seattle has only lost three games by a double-digit margin.

This season, **Seattle's top-ranked scoring defense has not allowed a score in the first quarter** and also leads the league allowing only nine points in the fourth quarter.

This will be the fourth meeting between the two teams with Seattle leading, 2-1. Seattle won the last meeting in overtime, 23-20, in Houston in 2013.

Broadcast Information

Television	CBS	Kevin Harlan (play-by-play) Rich Gannon (analyst)
	(channel 7 in Seattle)	
Local Radio	710 ESPN Seattle KIRO Radio 97.3	Steve Raible (play-by-play) Warren Moon (analyst) Jen Mueller (sidelines) John Clayton (sidelines)
National Radio	Westwood One	Kevin Lee (play-by-play) Mike Holmgren (analyst)

This Week's Schedule

Wednesday, October 25

- 12:40 p.m. Head Coach Pete Carroll press conference
- 12:55 p.m. Selected players available; open locker room
- 2:00 p.m. Practice*
- 3:45 p.m. Darrell Bevell, coaches available after practice

Thursday, October 26

- 12:40 p.m. QB Russell Wilson available
- 12:50 p.m. Selected players available; open locker room
- 2:00 p.m. Practice*
- 3:45 p.m. Kris Richard, coaches available after practice

Friday, October 27

- 12:30 p.m. Practice*
- 2:00 p.m. Coach Carroll available; open locker room

Saturday, October 28

No media availability

Sunday, October 29

- 1:05 p.m. Seahawks vs. Texans

Monday, October 30

- 3:00 p.m. Head Coach Pete Carroll press conference

*Local TV cameras may shoot the first 5-10 minutes of practice

What to Look for



Pete Carroll

* Needs one more win to tie George Allen and Norv Turner for 33rd place on the NFL's all-time coaches wins list with 118.

Doug Baldwin

* Has played in 78 consecutive games, the fourth-longest active streak among wide receivers.

Most Consecutive Games Played by a WR, Active Streak

Eric Weems, Ten	141
Demaryius Thomas, Den	97
Golden Tate, Det	85
Doug Baldwin, Sea	78
Pierre Garcon, SF	78

* Needs 38 receptions to pass Darrell Jackson for fourth-place on Seattle's all-time receptions list with 442.

* Needs nine touchdowns to tie Darrell Jackson for second-place on Seattle's all-time receiving touchdowns list with 47.

* Needs four touchdowns to tie Joey Galloway for seventh-place on Seattle's all-time total touchdowns list with 42.

* Ranks fifth on Seattle's all-time receptions list with 404.

* Ranks fourth on Seattle's all-time receiving yards list with 5,330.

Michael Bennett

* Ranks ninth on Seattle's all-time sacks list with 34.5.

* Needs 3.0 sacks to tie Rufus Porter for eighth-place (37.5) and 3.5 sacks to tie Chris Clemons for seventh-place on Seattle's all-time sacks list with 38.0.

Jimmy Graham

* Needs one more reception to pass John Carlson for third-place on Seattle's all-time receptions by a tight end list with 138.

* At the N.Y. Giants (10/22), passed Itula Mili for first-place on Seattle's all-time receiving yards by a tight end. He currently has 1,758 yards in his Seahawks career.

Richard Sherman

* Has started 96 consecutive games, the fourth-longest active streak among cornerbacks, and has never missed a game in his career (102).

* Needs two more interceptions to tie Hall of Famer Kenny Easley on Seattle's all-time interceptions list with 32.

Most Consecutive Games Started by a CB, Active Streak

Brandon Carr, Bal	151
Glover Quin, Det	122
Patrick Peterson, Ari	103
Richard Sherman, Sea	96
Nevin Lawson, Det	31

Bobby Wagner

* Needs 26 tackles to pass Jacob Green for fifth-place on Seattle's all-time tackles list with 719.

Russell Wilson

* Has 30 career games with multiple touchdown passes and no interceptions, the most such performances by a quarterback in his first six seasons.

* Has started 86 consecutive games, the fifth-longest active streak among quarterbacks.

Most Consecutive Games Started by a QB, Active Streak

Eli Manning, NYG	206
Philip Rivers, LAC	183
Matt Ryan, Atl	121
Matthew Stafford, Det	102
Russell Wilson, Sea	86

* Needs two more wins to tie Joe Flacco for the most wins by a quarterback in his first six seasons with 62.

* Needs 374 passing yards to pass Jim Zorn for third-place on Seattle's all-time passing yards list with 20,123.

* Needs 495 passing attempts to pass Jim Zorn for third-place on Seattle's all-time passing attempts list with 2,993.

* At the N.Y. Giants (10/22), passed Jim Zorn for third-place on Seattle's all-time completions list. He currently has 1,614 completions in his Seahawks career.

* Needs 90 rushing attempts to pass Maurice Morris for eighth-place on Seattle's all-time rushing attempts list with 605.

* Needs 577 rushing yards to pass Sherman Smith for seventh-place on Seattle's all-time rushing yards list with 3,430.

* Since becoming a Day 1 starter his rookie season, and not missing a start, Wilson became the fastest quarterback to win 50 games in NFL history.

* Tied (Matt Ryan) for the most wins by a quarterback in his first five seasons with 56 wins.

* Has started every game played with 98 (86 regular season, 12 postseason).

K.J. Wright

* Has started 54 consecutive games, tied for the third-longest active streak among linebackers.

Most Consecutive Games Started by a LB, Active Streak

Ryan Kerrigan, Was	102
Khalil Mack, Oak	55
K.J. Wright, Sea	54
Von Miller, Den	54
Thomas Davis, Car	51

Series vs. Texans



Regular Season: Seahawks lead 2-1

October 16, 2005	W		42-10	66,196
December 12, 2009	L	@	34-7	70,380
September 29, 2013	W	@	23-20 ot	71,756

Record in Seattle 1-0

Kingdome 0-0

Husky Stadium 0-0

CenturyLink Field 1-0

Record in Houston 1-1

NRG Stadium 1-1

Current Streaks Seattle won last meeting

Longest Win Streaks

Seahawks 1, 2005 & 2013

Texans 1, 2009

Last Game Played in...

Seattle Seahawks 42, Texans 10 (10/16/05)

Houston Seahawks 23, Texans 20 ot (9/29/13)

Total Points in Series

Seahawks 72 (24.0)

Texans 64 (21.3)

Largest Margin of Victory

Seahawks 32 points, 42-10 (10/16/05)

Texans 27 points, 34-7 (12/13/09)

Combined Points

Highest 52 (Seahawks win 42-10 on 10/16/05)

Lowest 41 (Texans win 34-7 on 12/13/09)

Shutouts

Seahawks None

Texans None

Pete Carroll vs. Texans (Regular Season) 1-0

With Seattle 1-0

With New England 0-0

With N.Y. Jets 0-0

Playoffs 0-0

Bill O'Brien vs. Seahawks (Regular Season) 0-0

With Houston 0-0

Playoffs 0-0

Head-to-Head Comparison

2017 Regular Season	Seahawks	Texans
Record	4-2	3-3
Total Yards Gained	2,113	2,063
Total Offense (NFL Rank)	352.2 (13)	343.8 (14)
Rush Offense	108.3 (18)	137.7 (3)
Pass Offense	243.8 (11)	206.2 (25)
Points Per Game	22.3 (14)	29.5 (3)
Total Yards Allowed	1,827	1,863
Total Defense	304.5 (8)	310.5 (11)
Rush Defense	113.7 (T17)	107.2 (13)
Pass Defense	190.8 (8)	203.3 (10)
Points Allowed/Game	15.7 (1)	24.5 (T25)
Possession Avg.	30:40	31:03
Sacked/Yds. Lost	14/93	21/122
Sacks Made/Yds. Lost	12/69	15/88
Interceptions By	5	7
Penalties/Yds.	56/414	42/338
Punts/Avg.	33/43.5	32/50.1
Turnover Differential	+4 (T6)	+1 (T12)

2017 Stat Leaders

	Seahawks	Texans
Rushing	Russell Wilson 164 (32-5.1-1)	Lamar Miller 372 (98-3.8-1)
Passing	Russell Wilson 1,556 (217-138-11-3-96.1)	Deshaun Watson 1,297 (174-107-15-5-101.1)
Receiving	Doug Baldwin 376 (36-10.4-2)	DeAndre Hopkins 382 (37-10.3-6)
Scoring (Non kicker)	Paul Richardson 18	DeAndre Hopkins 36
Sacks	Michael Bennett 4.0	Jadeveon Clowney 3.0
Int.	five tied 1	three tied 2
Punting	Jon Ryan 43.5/40.1 net (15 In 20)	Shane Lechler 50.1/41.1 net (11 In 20)
Kicking	Blair Walsh 42 (10/11 FG, 12/13 PAT)	Ka'imi Fairbairn 45 (10/10 FG, 15/17 PAT)

Top Single-Game Performances

	Seahawks	Texans
Rushing Yards	Shaun Alexander 22-141-6.4-4 10/16/05	Arian Foster 27-102-3.8-0 9/29/13
Passing Yards	Matt Hasselbeck 35-24-247-1-1 12/13/09	Matt Schaub 39-29-365-2-1 12/13/09
Receiving Yards	Peter Warrick 3-53-17.7-0 10/16/05	Andre Johnson 11-193-17.5-2 12/13/09



No. 1 in Scoring Defense (15.7)

Following four seasons of leading the NFL in scoring defense (2012-15), Seattle finished 2016 with the third-ranked scoring defense (18.3) and is now back on track leading the league in that category at 15.7 points per game in 2017.

Top Scoring Defense, NFL

Team	Points	Avg.
Seattle	94	15.66
Jacksonville	110	15.71
Pittsburgh	116	16.6
Buffalo	101	16.8
Minnesota	119	17.0

No. 1 in Redzone Defense (28.6%)

Seattle has allowed the second-fewest trips to the redzone by opponents in the NFL with 14 possessions.

Of those 14 possessions, opponents have scored a touchdown only four times (28.6%).

Top Redzone Defense, NFL

Team	Poss.	TD	TD %
Seattle	14	4	28.6
Cincinnati	20	7	35.0
Oakland	22	8	36.4
L.A. Chargers	16	6	37.5
Baltimore	21	8	38.1

When all scores are combined (field goals and touchdowns) in the redzone, Seattle's defense ranks fourth in the NFL, allowing opponents to score 78.6% of the time.

The NFL average is 86.3%.

Defense, Lowest % of Scores in the Redzone, NFL

Team	Poss.	FG/TD	Score %
New England	25	18	72.0
L.A. Chargers	16	12	75.0
Denver	12	9	75.0
Seattle	14	11	78.6
New Orleans	19	15	78.9

Team Captains: 3, 31 & 54, 9

In a vote by teammates, Russell Wilson will be the offensive captain for the fifth time in his six seasons, Kam Chancellor will be the defensive captain for the third time, sharing duties with two-timer Bobby Wagner, while Jon Ryan serves as the special teams captain for the fourth time.

No. 2 in Opponent Passer Rating (69.9)

Seattle's eighth-ranked defense (304.5 ypg) and eighth-ranked pass defense (190.8 ypg) has continued to hold quarterbacks to sub-par performances since 2012 during an era of unprecedented scoring and yardage numbers in NFL history.

Seattle ranks second in the NFL holding opposing quarterbacks to a rating of 69.9.

Opposing Team Quarterback Rating, NFL

Team	Points
Jacksonville	62.3
Seattle	69.9
Baltimore	70.6
Pittsburgh	70.9
Buffalo	75.2

0 Points Allowed in the First Quarter

Seattle's top-ranked scoring defense has not allowed a touchdown or a field goal to an opponent through the first six games this season. The last team to accomplish that feat was the Denver Broncos in 2015.

Seattle's defense also leads the league allowing only nine points in the fourth quarter and has allowed only 92 points all season (94 including a safety on offense).

Season Single-Game Highs

Offense

Points Scored: 46 vs. Indianapolis (10/1)
 First Downs: 26 at N.Y. Giants (10/22)
 3rd Down Eff.: 67%, 10 for 15 vs. Indianapolis (10/1)
 Total Yards: 477 vs. Indianapolis (10/1)
 Rushing Yards: 194 vs. Indianapolis (10/1)
 Passing Yards: 364 at Tennessee (9/24)

Defense

Points Allowed: 7 at N.Y. Giants (10/22)
 First Downs: 11 vs. San Francisco (9/17)
 3rd Down Eff.: 17% twice, last at N.Y. Giants (10/22)
 Total Yards: 177 at N.Y. Giants (10/22)
 Rushing Yards: 46 at N.Y. Giants (10/22)
 Passing Yards: 89 vs. San Francisco (9/17)
 Takeaways: 5 at L.A. Rams (10/8)



125 Consecutive Sell Outs

Since the Seahawks trip to Super Bowl XL, NFC West crowns from 2004-07, 2010, 2013-14 and 2016, a Super Bowl XLVIII championship and Super Bowl XLIX appearance, Seattle's fans do not want to miss out on seeing their team in action. Since 2003, all but one game has sold out, giving the team 125 consecutive sell outs through Week 8 of the 2017 season, including playoffs.

Fans set the CenturyLink Field attendance record (69,190) in Week 11 vs. Philadelphia (11/20/16).

For the fourth-consecutive year, Seattle posted at least a 99% season ticket renewal rate while selling all 61,000 available season tickets.

Training Camp presented by Safeway practices open to the public also sold out. In all, more than 30,000 fans attended the team's 12 open camp sessions.

157 False Starts at Home

Armed with the loudest fans in the NFL, CenturyLink Field and the 12s lead the NFL with 157 false start penalties since the 2005 season.

Opponent False Start Penalties at Home (2005-current)

	Games	Penalties	Average
Seattle Seahawks	98	157	1.60
Arizona Cardinals	91	152	1.67
Philadelphia Eagles	99	146	1.47
Detroit Lions	99	145	1.46
Houston Texans	100	139	1.39

46-10 When Winning the T.O. Battle

Since 2010, Seattle is 46-10 when winning the turnover battle. It led the NFL in 2013 with 39 takeaways and a +20 differential, ranked fourth in the league in 2014 at +10 and finished 2015 tied for fifth at +7.

Seattle Record when Winning the Turnover Battle

Year	Record
2010	4-0
2011	6-2
2012	7-1
2013	10-1
2014	6-2
2015	4-4
2016	7-0
2017	2-0
Totals	46-10

Turnover Differential Since 2011, NFL

Team	Take-aways			Give-aways			Diff
	Int	Fum	Total	Int	Fum	Total	
New England	106	75	181	52	44	96	+85
Seattle	111	66	177	64	50	114	+63
Green Bay	117	53	170	61	50	111	+59
San Francisco	101	61	162	58	60	118	+44
Carolina	101	72	173	93	55	148	+25

1,766 Roster Transactions Since 2010

Since forming their relationship in 2010, General Manager John Schneider and Pete Carroll have put together the NFL's most competitive, deep and talented roster over the last eight seasons.

As a result of the numerous transactions, **Seattle has had 199 players play at least one NFL game with another team, and 119 play at least 10 games** after being released, traded or un-signed after their time with Seattle since 2010.

Of the 52 players on Seattle's 2017 roster, 18 originally entered the league as undrafted free agents (six with Seattle) and the remaining 34 were drafted (five in the first-round, seven in the second-round, 10 in the third-round, three in the fourth-round, seven in the fifth-round and two in the sixth-round), including 25 drafted by Seattle (exceptions: Aboushi, Alexander, Battle, Graham, Joeckel, Lacy, S. Richardson, M. Smith, Walsh).

87-35 NFC Home Record Since 2002

One thing that has been a constant from the early days of the Kingdom through the championship years of CenturyLink Field is that the 12s have given that extra edge to the Seahawks when playing in the Puget Sound.

Seattle has the NFC's second-best home winning percentage since moving to the NFC in 2002 with an 87-35 record, and is one of three teams with 80-plus wins during that span.

NFC Best Home Record Since 2002

Team	Record	Pct.
Green Bay	88-35-1	.714
Seattle	87-35	.713
Minnesota	80-45	.640
Philadelphia	74-49	.602
Arizona	73-49-1	.598
Atlanta	73-50	.593
Dallas	70-53	.569
New Orleans	69-53	.566
Carolina	69-54	.561
Chicago	67-57	.540

13,794 Team Rushing Yards Since '11

Seattle leads the NFL with 13,794 team rushing yards since 2011.

Seattle's franchise-record 25-game streak of 100-plus rushing yards was snapped vs. St. Louis (12/27/15).

Most Team Rushing Yards Since 2011, NFL

Team	Yards
Seattle	13,794
Buffalo	13,695
Carolina	13,335
Philadelphia	13,186
San Francisco	13,147



Only Three Double-Digit Losses in Last 106 games (including playoffs)

Seattle's NFL-record streak of not losing by more than 10 points in 85 regular season games (95 games including playoffs) ended at Green Bay (12/11/16).

Also, the Seahawks largest defeat from Week 9 (11/6/11) of 2011 through Week 2 of 2015 was a 10-point loss at Green Bay (9/20/15), a span of **57 games (65 including playoffs)**.

Largest Defeats Since Week 9 of 2011 (including playoffs)

Deficit	Score	Opponent	Date
28	38-10	at Green Bay	12/11/16
16	36-20	at Atlanta*	1/14/17
10	27-17	at Green Bay	9/20/15
9	14-5	at Tampa Bay	11/27/16
9	30-21	at San Diego	9/14/14
8	17-9	at Green Bay	9/10/17
7	five times	last: at Carolina*	1/17/16

* NFC Divisional Playoff

65-28-1 Record in Last 94 Games

Seattle has compiled a 65-28-1 record since the final half of the 2011 regular season and in those 28 losses, the average margin of victory for the opponent has been 6.1 points (170 points).

NFL-Record 98 Straight Games Within One Score in the 4th Quarter Ends

Seattle's NFL-record streak of 88 regular season games (98 games including playoffs) where it has led or been within one score in the fourth quarter came to an end at Tampa Bay (11/27/16) last season.

The previous time the Seahawks were not in the lead or within a score in the fourth quarter was at Pittsburgh (9/18/11), a 24-0 loss.

Seattle's NFL-record of holding a lead at some point in **62 straight games** was snapped vs. St. Louis (12/27/15).

21-14-1 Road Record Since 2013

Seattle is 21-14-1 in its last 36 road games dating back to 2013 and posted an 8-6 record in its last 14 10 a.m. (PT) kickoff starts.

The Seahawks posted a franchise-best 6-2 road record in 2013 and 5-3 records in 2014 and 2015. They are 2-2 this year.

Best Road Records in Franchise History

Record	Year
6-2	2013
5-3	2015
5-3	2014
5-3	2005
5-3	1984
4-4	12 times

Defensive Consistency from 2012-16; Top-5 Offense in 2015

Following four seasons of leading the NFL in scoring defense (2012-15), Seattle finished 2016 with the third-ranked scoring defense (18.3). The Seahawks also finished in the top-five in total defense for the fifth-consecutive season during an era of unprecedented scoring and yardage numbers in NFL history.

Seattle also won 10 or more games for the fifth-consecutive season.

Seahawks	2012	2013	2014	2015	2016
Record	11-5	13-3	12-4	10-6	10-5-1
Total Yards Gained	5,610	5,424	6,012	6,058	5,715
Total Offense (NFL Rank)	350.6 (17)	339.0 (17)	375.8 (9)	378.6 (4)	357.2 (12)
Rush Offense	161.2 (3)	136.8 (4)	172.6 (1)	141.8 (3)	99.4 (25)
Pass Offense	189.4 (27)	202.3 (26)	203.1 (27)	236.9 (20)	257.8 (10)
Points Per Game	25.8 (9)	26.1 (T8)	24.6 (10)	26.4 (T4)	22.1 (T18)
Total Yards Allowed	4,899	4,378	4,274	4,668	5,099
Total Defense	306.2 (4)	273.6 (1)	267.1 (1)	291.8 (2)	318.7 (5)
Rush Defense	103.1 (10)	101.6 (T7)	81.5 (3)	81.5 (1)	92.9 (7)
Pass Defense	203.1 (6)	172.0 (1)	185.6 (1)	210.3 (2)	225.8 (8)
Points Allowed/Game	15.3 (1)	14.4 (1)	15.9 (1)	17.3 (1)	18.3 (3)
Possession Avg.	31:36	29:57	32:11	31:40	29:36
Sacked/Yds. Lost	33/203	44/272	42/242	46/271	42/298
Sacks Made/Yds. Lost	36/247	44/298	37/234	37/255	42/272
Interceptions By	18	28	13	14	11
Penalties/Yds.	110/890	128/1,183	130/1,009	117/1,007	117/970
Punts/Avg.	65/45.6	76/41.6	62/43.4	68/45.7	72/43.4
Turnover Differential	+13 (T5)	+20 (1)	+10 (4)	+7 (T5)	+1 (16)



23-8 on Monday Night Football

Seattle is 23-8 all-time in Monday night play and currently has an 11-game winning streak on Mondays. Its .742 winning percentage to start the work week ranks first all-time in the NFL.

The Seahawks are 17-5 at home and have outscored opponents 279-117 in their last 11 appearances, including three shutouts.

Best All-Time Winning %, Monday Night Football

Seattle	23-8	.742
San Francisco	48-25	.658
Pittsburgh	44-24	.647
Carolina	9-6	.600
Oakland	38-27-1	.583

Seahawks on Monday Night Football (23-8)

Oct. 29, 1979	W	31-28	at Atlanta
Nov. 26, 1979	W	30-7	N.Y. Jets
Nov. 17, 1980	L	19-17	Oakland
Nov. 16, 1981	W	44-23	San Diego
Oct. 29, 1984	W	24-0	at San Diego
Nov. 12, 1984	W	17-14	L.A. Raiders
Sept. 23, 1985	L	35-24	L.A. Rams
Nov. 25, 1985	L	19-6	at San Francisco
Oct. 6, 1986	W	33-7	San Diego
Dec. 8, 1986	W	37-0	L.A. Raiders
Nov. 9, 1987	L	30-14	at N.Y. Jets
Nov. 30, 1987	L	37-14	L.A. Raiders
Nov. 28, 1988	W	35-27	L.A. Raiders
Dec. 4, 1989	W	17-16	Buffalo
Oct. 1, 1990	W	31-16	Cincinnati
Nov. 30, 1992	W (ot)	16-13	Denver
Nov. 1, 1999	W	27-7	at Green Bay
Oct. 2, 2000	L	24-17	at Kansas City
Oct. 14, 2002	L	28-21	San Francisco
Dec. 6, 2004	L	43-39	Dallas
Dec. 5, 2005	W	42-0	at Philadelphia
Nov. 6, 2006	W	16-0	Oakland
Nov. 27, 2006	W	34-24	Green Bay
Nov. 12, 2007	W	24-0	San Francisco
Dec. 12, 2011	W	30-13	St. Louis
Sept. 24, 2012	W	14-12	Green Bay
Oct. 28, 2013	W	14-9	at St. Louis
Dec. 2, 2013	W	34-7	New Orleans
Oct. 6, 2014	W	27-17	at Washington
Oct. 5, 2015	W	13-10	Detroit
Nov. 7, 2016	W	31-25	Buffalo

11 Straight Wins on Monday Night Football

Seattle defeated Buffalo, 31-25, on Monday Night Football (11/7/16), its 11th-consecutive win on Mondays. Its 11-game winning streak on MNF ranks as the second-longest streak since 1970 (Raiders, 14).

Most consecutive Monday Night Football wins since 1970

Dates	Team	Wins
9/22/75 - 12/7/81	Oakland	14
12/5/05 - present	Seattle	11
11/24/08 - 9/30/13	New Orleans	9
12/2/96 - 9/27/99	San Francisco	9

20-3-1 in Prime Time Games Since 2010

Since Pete Carroll took over in 2010, the Seahawks have turned in prime time performances in prime time games, posting a 20-3-1 combined record in Sunday, Monday and Thursday night games, and **outscore opponents 627-316**.

The Seahawks are 7-2-1 on Sunday Night Football, 7-0 on Monday Night Football and 6-1 on Thursday Night Football under Carroll, and are **13-1 at home in prime time games** dating back to 2010.

Seattle's Prime Time Games Under Pete Carroll (20-3-1)

Date	Opponent	W/L	Score
Sun, Jan. 2, 2011	vs. St. Louis	W	16-6
Thu, Dec. 1, 2011	vs. Philadelphia	W	31-14
Mon, Dec. 12, 2011	vs. St. Louis	W	30-13
Mon, Sept. 24, 2012	vs. Green Bay	W	14-12
Thu, Oct. 18, 2012	at San Francisco	L	13-6
Sun, Dec. 23, 2012	vs. San Francisco	W	42-13
Sun, Sept. 15, 2013	vs. San Francisco	W	29-3
Thu, Oct. 17, 2013	at Arizona	W	34-22
Mon, Oct. 28, 2013	at St. Louis	W	14-9
Mon, Dec. 2, 2013	vs. New Orleans	W	34-7
Thu, Sept. 4, 2014	vs. Green Bay	W	36-16
Mon, Oct. 6, 2014	at Washington	W	27-17
Thu, Nov. 27, 2014	at San Francisco	W	19-3
Sun, Dec. 21, 2014	at Arizona	W	35-6
Sun, Sept. 20, 2015	at Green Bay	L	27-17
Mon, Oct. 5, 2015	vs. Detroit	W	13-10
Thu, Oct. 22, 2015	at San Francisco	W	20-3
Sun, Nov. 15, 2015	vs. Arizona	L	39-32
Sun, Oct. 23, 2016	at Arizona	T	6-6 (ot)
Mon, Nov. 7, 2016	vs. Buffalo	W	31-25
Sun, Nov. 13, 2016	at New England	W	31-24
Sun, Dec. 4, 2016	vs. Carolina	W	40-7
Thu, Dec. 15, 2016	vs. L.A. Rams	W	24-3
Sun, Oct. 1, 2017	vs. Indianapolis	W	46-18



.854 Winning % in Prime Time

Seattle has played its best football in prime time, as its 20-3-1 record and .854 winning percentage rank first in the NFL since Pete Carroll took over in 2010.

Best Record in Prime Time Games Since 2010

Team	W	L	T	Pct.
Seattle Seahawks	20	3	1	.854
New England Patriots	27	7	0	.794
Baltimore Ravens	16	8	0	.667
New Orleans Saints	19	10	0	.655

Largest Comebacks & Overtime Record

Seattle's overtime record is 12-20-1 and 4-3-1 under Carroll.

Largest Comebacks in Franchise History

Points	Opponent	Score	Result
21	vs. Tampa Bay (11/3/13)	Trail 21-0	Won 27-24 (ot)
20	at Denver (12/10/95)	Trail 20-0	Won 31-27
18	at Oakland (12/14/97)	Trail 21-3	Won 22-21

36-6 at Home Since 2012

Seattle's NFL Ranking for Last 42 Home Games

Wins

36	Seattle
35	New England
35	Denver
33	Green Bay
30	Pittsburgh

Takeaways

82	Carolina
78	Seattle
77	New England
76	Arizona
75	Cincinnati

Point Differential

+533	Seattle
+497	New England
+465	Denver
+419	Green Bay
+307	Pittsburgh

Turnover Margin

+43	New England
+37	Seattle
+30	Green Bay
+16	Arizona
+14	Carolina

Longest Home Winning Streak, Franchise History

14	2012-13
12	2004-06
10	2002-04

Most Consecutive Games Won, Franchise History

11	2005
9	2012-13
8	1984

13 Special Teams Scores Since 2010

It takes all three phases to win in the NFL and special teams coach Brian Schneider has put together one of the best special teams units in the NFL over the last eight seasons.

Seattle Special Teams Scores Since 2010

Play	Game	Date	Play	Game	Date
101-yd. KOR by Leon Washington	vs. SD	9/26/10	Muffed punt in endzone TD, Malcolm Smith	vs. Ari	12/9/12
99-yd. KOR by Leon Washington	vs. SD	9/26/10	90-yd. blocked field goal TD, Richard Sherman	vs. SF	12/23/12
10-yd. blocked punt TD, Earl Thomas	vs. KC	11/28/10	blocked punt out of endzone, Jermaine Kearse	at Ind	10/6/13
92-yd. KOR by Leon Washington	vs. SF	12/12/10	25-yd. blocked punt TD, Mike Morgan	vs. Dal	10/12/14
17-yd. blocked punt TD, Mike Robinson	vs. StL	11/12/11	57-yd. punt return by Tyler Lockett	at StL	9/13/15
3-yd. blocked punt TD, Jeron Johnson	vs. Dal	9/16/12	105-yd. kickoff return by Tyler Lockett	vs. Chi	9/27/15
98-yd. KOR by Leon Washington	at Mia	11/25/12			

Most Blocks Since 2010

21	Oakland
18	Seattle
18	Miami
17	Arizona
14	Chicago

Most TDs/Safeties Since 2010

16	Baltimore
15	Minnesota
14	Philadelphia
13	Seattle
10	Denver

Most Takeaways on Punt/KOR Since 2010

24	Oakland
20	Kansas City
18	N.Y. Giants
16	New England
15	Seattle



12 Flag Raisers at the Toyota Fan Deck

Just before every kickoff at CenturyLink Field, fans turn their attention to the Toyota Fan Deck in the south endzone with anticipation to see who is going to raise the team's signature 12 flag and turn CenturyLink Field in to a frenzy. From former Seahawks greats, to local celebrities and sports personalities, the flag has become a love affair for Seahawks supporters all over the Northwest and the spirit of community that the organization and fans share. Who will raise it next?

2017 Flag Raisers

Minnesota - Officer Mike McClaughry	Washington -
Kansas City - Seattle Storm G Sue Bird	Atlanta -
San Francisco - Former LB Lofa Tatupu	Philadelphia -
Indianapolis - HOFs Walter Jones, Steve Largent, Courtney Kennedy	L.A. Rams -
Houston -	Arizona -

25,688 Estimated Miles Flown During 2016 Season

The team strives to offer first-class amenities and that has not changed this season as Seattle has signed on with Delta Airlines as its 2017 official charter.

The Boeing aircraft will carry the Seahawks "around the world" (a trip around the world is 25,000 miles) as they travel the sixth-most miles, 25,688.

2017 Total Miles Traveled (regular season)

1. L.A. Rams	32,498
2. Arizona	30,422
3. Oakland	29,048
4. Miami	27,458
5. L.A. Chargers	26,866
6. Seattle	25,688

Flight Times

Seattle is among the league leaders in miles traveled each season, and this year is no different. Tucked away in the Northwest, Seattle takes a while to reach via air travel, especially traveling east to west.

2017 Flight Times

Seattle to L.A. Chargers - 2:07	Seattle to N.Y. Giants - 4:37
L.A. Chargers to Seattle - 2:07	N.Y. Giants to Seattle - 5:15
Seattle to Oakland - 1:34	Seattle to Arizona -
Oakland to Seattle - 1:32	Arizona to Seattle -
Seattle to Green Bay - 3:11	Seattle to San Francisco -
Green Bay to Seattle - 3:37	San Francisco to Seattle -
Seattle to Tennessee - 3:54	Seattle to Jacksonville -
Tennessee to Seattle - 4:05	Jacksonville to Seattle -
Seattle to L.A. Rams - 2:02	Seattle to Dallas -
L.A. Rams to Seattle - 2:34	Dallas to Seattle -

69,190 Largest Home Attendance Record

With the addition of the Toyota Fan Deck in the south end zone in 2016, adding 1,000 new seats, Seattle's home attendance record has been broken and will add to the record books as the season unfolds.

Week 11's game last season with 69,190 fans vs. Philadelphia (11/20/16) broke the Seahawks old record of 69,084, established vs. Buffalo (11/7/16).

Largest Home Attendance, Franchise History

Att.	Opponent	Stadium	Date	W/L	Score
69,190	Philadelphia	CenturyLink Field	11/20/16	W	26-15
69,104	Carolina	CenturyLink Field	12/4/16	W	40-7
69,084	Buffalo	CenturyLink Field	11/7/16	W	31-25
69,080	St. Louis	CenturyLink Field	12/27/15	L	23-17
69,071	Atlanta	CenturyLink Field	10/16/16	W	26-24
69,067	L.A. Rams	CenturyLink Field	12/15/16	W	24-3
69,055	Pittsburgh	CenturyLink Field	11/29/15	W	39-30
69,050	Arizona	CenturyLink Field	12/24/16	L	34-31
69,020	Carolina	CenturyLink Field	10/18/15	L	27-23
69,012	Miami	CenturyLink Field	9/11/16	W	12-10

#3 Russell Wilson



99.3 Career Passer Rating

Wilson is just one of four players with a passer rating over 99.0 since 2012 with a club-record **99.3 career rating (2nd in NFL history)**.

He has 41-career 100-plus passer rating games in 86 starts, with the last coming at the Giants (10/22) with a 121.1 rating.

Russell Wilson Career Passing

Year	Att	Comp	Pct	Yards	TD	Int	Rating
2012	393	252	64.1	3,118	26	10	100.0
2013	407	257	63.1	3,357	26	9	101.2
2014	452	285	63.1	3,475	20	7	95.0
2015	483	329	68.1	4,024	34	8	110.1
2016	546	353	64.7	4,219	21	11	92.6
2017	217	138	63.6	1,556	11	3	96.1
TOTAL	2,498	1,614	64.6	19,749	138	48	99.3

NFL Highest Passer Rating Since 2012

Player	Rating
Aaron Rodgers, GB	104.1
Drew Brees, NO	100.1
Tom Brady, NE	99.5
Russell Wilson, Sea	99.3
Matt Ryan, Atl	96.6

138 Career Touchdown Passes

Through only 86 games, Russell Wilson's 138 touchdown passes (third-most in club history) are tied for the sixth-most in NFL history in a quarterback's first six seasons.

Most Passing TDs in a QB's First Six Seasons, NFL History

3. Matt Ryan	153
4. Brett Favre	147
5. Andy Dalton	142
6. Russell Wilson	138 *
Jim Kelly	138
8. Cam Newton	136
9. Andrew Luck	132 *

* through 86 games

36 Home Wins to Begin Career

Wilson is 36-6 at home during his career, ranking first in NFL history in home wins to begin a career through his first 42 home games.

In those games, he carries a 103.5 passer rating (2nd NFL history) completing 747 of 1,152 passes (64.8%) for 9,506 yards with 70 touchdowns and 20 interceptions.

Most Home Wins in a QB's First Six Seasons, NFL History

Joe Flacco	39
Russell Wilson, Sea	36 *
Matt Ryan	36
John Elway	34
Ben Roethlisberger	34

* through 42 home games

60 Wins to Begin a Career

Wilson's 56 regular season wins ranked tied for first in NFL history for most wins in a quarterback's first five seasons, and through only 86 games, he ranks second in NFL history with 60 wins in a quarterback's first six seasons.

Most Regular Season Wins in a QB's First Six Seasons

Joe Flacco	62
Russell Wilson, Sea	60 *
Ben Roethlisberger	60
Matt Ryan	60
Tom Brady	58
Andy Dalton	56

*through 86 games

12 Combined 300-Yard Passing Games

Wilson has thrown 12 300-yard passing games, including playoffs, with a career-high 385 yards at Atlanta (1/13/13).

Wilson's 300-Yard Passing Games

- 385* at Atlanta (1/13/13)
- 373 at Tennessee (9/24/17)**
- 366* at Carolina (1/17/16)
- 350 vs. Arizona (12/24/16)
- 348 at New England (11/13/16)
- 345 vs. Pittsburgh (11/29/15)
- 339 at Arizona (12/21/14)
- 334 at N.Y. Giants (10/22/17)**
- 320 at Carolina (9/8/13)
- 313 at St. Louis (10/19/14)
- 310 vs. New Orleans (12/2/13)
- 309 at N.Y. Jets (10/2/16)

* NFC Divisional Playoff Game

Top-12 Holder of QB Rushing Yards

Wilson holds the top-12 marks for rushing yards by a quarterback in franchise history.

His career-high 122 yards at Washington (10/6/14) also marked the most yards by a quarterback in Monday Night Football history.

At St. Louis (10/19/14), Wilson also became the **first player to record a 300-yard passing game and 100-yard rushing game in a single-game in NFL history**. He threw for 313 yards and rushed for 106.

He has four-career 100-yard rushing games.

Single-Game, Most Quarterback Rushing Yards, Club History

Player	Opponent	Att.	Yds.	Avg.	TD
Russell Wilson	at Was (10/6/14)	11	122	11.1	1
Russell Wilson	NYG (11/9/14)	14	107	7.6	1
Russell Wilson	at StL (10/19/14)	7	106	15.1	1
Russell Wilson	at Ind (10/6/13)	13	102	7.8	0
Russell Wilson	at Buf (12/16/12)	9	92	10.2	3
Russell Wilson	at Ari (12/21/14)	6	88	14.7	1

#3 Russell Wilson



2nd All-Time in Passer Rating

Russell Wilson's franchise-record 99.3 passer rating ranks second all-time in NFL history.

Highest Passer Rating, NFL History (min. 1,500 att.)

Player	Rating
Aaron Rodgers, GB	104.1
Russell Wilson, Sea	99.3
Tom Brady, NE	97.5
Tony Romo	97.1
Steve Young	96.8

3rd All-Time TD/INT Ratio

Russell Wilson's 2.88 TD/INT ratio ranks third all-time in NFL history.

Highest TD/INT Ratio, NFL History (min. 1,500 att.)

Player	TDs	INTs	Ratio
Aaron Rodgers, GB	310	75	4.13
Tom Brady, NE	471	154	3.06
Russell Wilson, Sea	138	48	2.88
Derek Carr, Oak	92	35	2.63
Colin Kaepernick	72	30	2.40

2nd All-Time in Home Passer Rating

Russell Wilson's 103.5 passer rating at home ranks second all-time in NFL history.

Highest Passer Rating at Home, NFL History (min. 670 att.)

Player	Rating
Aaron Rodgers, GB	109.2
Russell Wilson, Sea	103.5
Drew Brees, NO	101.2
Steve Young	100.3
Peyton Manning	99.8

3rd All-Time in Home TD/INT Ratio

Russell Wilson's 3.50 TD/INT ratio at home ranks third all-time in NFL history.

Highest TD/INT Ratio at Home, NFL History (min. 670 att.)

Player	TDs	INTs	Ratio
Aaron Rodgers, GB	169	32	5.28
Tom Brady, NE	229	59	3.88
Russell Wilson, Sea	70	20	3.50
Drew Brees, NO	274	108	2.54
Peyton Manning	277	109	2.54

.700 Winning Percentage

Best Winning Percentage of Current Notable NFL Quarterbacks

Player	Record	Winning Pct.
Tom Brady, NE	188-54	.777
Dak Prescott, Dal	16-6	.727
Russell Wilson, Sea	60-25-1	.703
Ben Roethlisberger, Pit	128-62	.674
Aaron Rodgers, GB	94-47	.667
Andrew Luck, Ind	43-27	.614
Andy Dalton, Cin	58-39-2	.596
Matt Ryan, Atl	88-60	.595
Joe Flacco, Bal	86-59	.593
Alex Smith, KC	84-58-1	.591

Player	Record	Winning Pct.
Drew Brees, NO	135-103	.567
Carson Wentz, Phi	13-10	.565
Cam Newton, Car	55-43-1	.561
Philip Rivers, LAC	100-83	.546
Eli Manning, NYG	109-97	.529
Carson Palmer, Ari	92-88-1	.511
Jay Cutler, Mia	72-73	.497
Derek Carr, Oak	26-28	.481
Kirk Cousins, Was	22-24-1	.479
Matthew Stafford, Det	54-61	.470
Jameis Winston, TB	17-21	.447
Sam Bradford, Min	34-45-1	.431

4th All-Time in Road Passer Rating

Russell Wilson's 95.6 passer rating on the road ranks fourth all-time in NFL history.

Highest Passer Rating on the Road, NFL History (min. 670 att.)

Player	Rating
Aaron Rodgers, GB	99.2
Tony Romo	97.1
Tom Brady, NE	96.5
Russell Wilson, Sea	95.6
Joe Montana	95.2

138 Seattle Touchdown Passes

Russell Wilson ranks third in Seahawks history with 138 touchdown passes in his Seattle career.

Most Passing Touchdowns, Club History

- 195 Dave Krieg 1980-91
- 174 Matt Hasselbeck 2001-10
- 138 Russell Wilson 2012-**
- 107 Jim Zorn 1976-84
- 49 Jon Kitna 1997-00

#3 Russell Wilson



22 Fourth-Quarter/Overtime Comebacks in 98 Games

Wilson has 22 fourth-quarter or overtime comeback victories in 98 career games (regular and postseason).

He had three game-winning drives last season, three game-winning drives in 2015, and directed come-from-behind victories in the 2013 and 2014 NFC Championship Games to advance Seattle to the Super Bowl.

In 2012, Wilson threw a game-winning touchdown pass in the final two minutes of regulation or overtime three times (vs. Green Bay, vs. New England, at Chicago), the most ever by a rookie since at least the 1970 merger, and won another (vs. St. Louis) with a 1-yard touchdown run.

His **22 fourth-quarter comebacks rank tied for first in the NFL** since the beginning of 2012.

Russell Wilson 4th Quarter/OT Comebacks

Game	Score	Final	Play
vs. Green Bay (9/24/12)	trail 12-7	Won 14-12	24-yd. pass to Golden Tate at 0:00
vs. New England (10/14/12)	trail 23-17	Won 24-23	46-yd. pass to Sidney Rice at 1:18
at Chicago (12/2/12)	trail 14-10		14-yd. pass to Golden Tate at :24
	tied 17-17	Won 23-17 (ot)	13-yd. pass to Sidney Rice with 7:33 left in OT
vs. St. Louis (12/30/12)	tied 13-13	Won 20-13	1-yd. touchdown run at 1:39
at Washington (1/6/13)*	trail 14-13	Won 24-14	touchdown drive at 7:08
at Carolina (9/8/13)	trail 7-6	Won 12-7	43-yd. TD pass to Jermaine Kearse at 10:13
at Houston (9/29/13)	trail 20-6	Won 23-20 (ot)	45-yd. field goal drive with 3:19 left in overtime
vs. Tennessee (10/13/13)	tied 10-10	Won 20-13	29-yd. field goal drive at 11:23
vs. Tampa Bay (11/3/13)	trail 24-14	Won 27-24 (ot)	27-yd. field goal drive with 8:11 left in overtime
vs. San Francisco (1/19/14)^	trail 17-13	Won 23-17	35-yd. pass to Jermaine Kearse at 13:44
vs. Denver (9/21/14)	tied 20-20	Won 26-20	touchdown drive with 9:14 left in overtime
at Carolina (10/26/14)	trail 9-6	Won 13-9	23-yd. pass to Luke Willson at 0:47
vs. N.Y. Giants (11/9/14)	tied 17-17	Won 38-17	touchdown drive at 12:47
vs. St. Louis (12/28/14)	tied 6-6	Won 20-6	touchdown drive at 12:07
vs. Green Bay (1/18/15)^	tied 22-22	Won 28-22 (ot)	35-yd. pass to Jermaine Kearse with 11:41 left in OT
at Dallas (11/1/15)	trail 12-10	Won 13-12	24-yd. field goal drive at 1:04
vs. Pittsburgh (11/29/15)	trail 27-26	Won 39-30	30-yd. pass to Doug Baldwin at 8:12
at Minnesota (1/10/16)*	trail 9-0	Won 10-9	46-yd. field goal drive at 8:04
vs. Miami (9/11/16)	trail 10-6	Won 12-10	2-yd. pass to Doug Baldwin at 0:31
vs. Atlanta (10/16/16)	trail 24-23	Won 26-24	44-yd. field goal drive at 1:57
at New England (11/13/16)	trail 24-22	Won 31-24	23-yd. field goal drive at 8:56
vs. San Francisco (9/17/17)	trail 9-6	Won 12-9	9-yd. pass to Paul Richardson at 7:06

* NFC Wild Card Game

^ NFC Championship Game

Most Game-Winning Drives in 4th Qtr./OT Since 2012 (Regular Season & Postseason)

Russell Wilson, Sea	22
Matthew Stafford, Det	22
Matt Ryan, Atl	18
Andrew Luck, Ind	17
Joe Flacco, Bal	15

6-0 on Monday Night Football

Russell Wilson has won his first six starts on Monday Night Football, joining Neil O'Donnell (7-0) and Bob Griese (6-0) as the only quarterbacks to win their first six-plus starts in Monday Night Football history. Seattle defeated Buffalo, 31-25, in Week 9 last season.

Quarterbacks to Win their First Six-Plus Starts on MNF

Neil O'Donnell	7-0
Russell Wilson	6-0
Bob Griese	6-0

Most Wins as a Starting QB on MNF Without a Loss

7	Neil O'Donnell
6	Russell Wilson

Player Notes (by number)



#7

K Blair Walsh

10 50-plus Yard Field Goals in a Season

Kicker Blair Walsh earned first-team All-Pro and Pro Bowl honors as a rookie in 2012, setting NFL records with 10 field goals of 50-plus yards in single-season and three field goals of 50-plus in a single-game.

He led the NFL with 34 field goals made in 2015 and ended his Vikings career as the franchise leader with 24 field goals made from 50-plus yards.

#9

P Jon Ryan

149 Consecutive Games Played

In his tenth season in Seattle, punter Jon Ryan holds franchise records for most punts (711), punt yards (31,785), punts inside the 20 (262) and longest punt (77).

Ryan has also played in a franchise-record 149 consecutive games.

Most Consecutive Games Played, Club History

149	Jon Ryan	2008-
135	Chris Gray	1998-2006
125	Joe Nash	1988-95

#16

WR Tyler Lockett

45.6 Yards per Touchdown

Since 2015, Tyler Lockett has averaged 45.6 yards per touchdown, good for the third-highest yards per touchdown average in the NFL.

Highest Yards per Touchdown Since 2015, NFL

Player	TD	Yards	Avg.
Tyreek Hill, KC	16	780	48.8
DeSean Jackson, TB	10	461	46.1
Tyler Lockett, Sea	10	456	45.6

Tyler Lockett Career Touchdowns (10)

- 57-yard punt return at St. Louis (9/13/15)
- 105 kickoff return vs. Chicago (9/27/15)
- 43-yard reception at San Francisco (10/22/15)
- 24-yard & 11-yard reception vs. San Francisco (11/22/15)
- 49-yard & 8-yard reception at Baltimore (12/13/15)
- 27-yard reception vs. Cleveland (12/20/15)
- 75-yard rush vs. Carolina (12/4/16)
- 57-yard reception vs. Los Angeles (12/15/16)

#25 CB Richard Sherman

#29 FS Earl Thomas

#31 Kam Chancellor

8 Combined Player of the Week Honors

With his performance at the Rams (10/8), Earl Thomas earned his first-career NFC Defensive Player of the Week honor.

That gave Seattle's secondary trio of Thomas, Kam Chancellor and Richard Sherman eight total player of the week honors since 2012.

Sherman has won it four times (2012, twice in 2013, 2014), and Chancellor has won it three times (twice in 2014, 2016).

30 Interceptions Since 2011

With a career-high eight interceptions in 2012 and 2013, Richard Sherman became the first player since Champ Bailey (2005-06) to record back-to-back seasons of at least eight interceptions.

Most Interceptions Since 2011

Player	No.
Richard Sherman, Sea	30
Reggie Nelson, Oak	26
Kurt Coleman, Car	20
Patrick Peterson, Ari	20
Glover Quin, Det	20

99 Passes Defensed Since 2011

Despite quarterbacks avoiding Richard Sherman's side of the field in recent years, he still ranks first in the NFL with 99 passes defensed since 2011.

Most Passes Defensed Since 2011

Player	No.
Richard Sherman, Sea	99
Johnathan Joseph, Hou	89
Joe Haden, Pit	87
Brent Grimes, TB	86
Dominique Rodgers-Cromartie, NYG	82

Most Interceptions in Club History

Richard Sherman and Earl Thomas rank fifth and sixth on Seattle's all-time interceptions list, respectively.

Most Career Interceptions, Club History

Dave Brown, 1976-86	50
Eugene Robinson, 1985-95	42
John Harris, 1978-85	41
Kenny Easley, 1981-87	32
Richard Sherman, 2011-	30
Earl Thomas, 2010-	24
Marcus Trufant, 2003-12	21

Player Notes (by number)



#34 RB Thomas Rawls

Rawls in the Record Books

Thomas Rawls had a career day vs. San Francisco (11/22/15), placing himself in the top-three of two of the best performances in Seattle history.

Most Rushing Yards in a Single-Game, Club History

266	Shaun Alexander	vs. Oakland	11/11/01
209	Thomas Rawls	vs. San Francisco	11/22/15
207	Curt Warner	vs. Kansas City (ot)	11/27/83

Most Scrimmage Yards in a Single-Game, Club History

273	Shaun Alexander	vs. Oakland	11/11/01
261	Steve Largent	vs. Detroit	10/18/87
255	Thomas Rawls	vs. San Francisco	11/22/15

#50 LB K.J. Wright

Named to his first-career Pro Bowl last season after setting career-highs with 126 tackles (72 solo) and 4.0 sacks.

It was his third-consecutive season with 100-plus tackles.

#54 LB Bobby Wagner

2016 NFL Leading Tackler

Bobby Wagner ranks fifth in the NFC (T15th NFL) with 49 tackles (36 solo) this season.

Last season, he became the first player in franchise history to record five-consecutive 100-tackle seasons, recording a single-season franchise mark of 167 that also led the NFL.

2017 NFC Leading Tacklers

Player	Total	Solo	Ast.
Blake Martinez, GB	63	46	17
Tyvon Branch, Ari	56	41	15
Zach Brown, Was	63	41	22
Eric Kendricks, Min	52	32	20
Bobby Wagner, Sea	49	36	13
Ray-Ray Armstrong, SF	49	34	15
Mark Barron, LAR	49	43	6

Most Tackles, Club History

Player	Year	Total	Solo	Ast.
1. Bobby Wagner	2016	167	85	82
2. Terry Beeson	1978	153	n/a	n/a
3. Chad Brown	1998	150	119	31
4. Anthony Simmons	2000	147	119	28
5. Bobby Wagner	2012	140	86	54

#55 DE Frank Clark #72 DE Michael Bennett

11.5 Sacks in 2016

Cliff Avril led Seattle with a career-high 11.5 sacks while fellow linemate Frank Clark ranked second on the team (8th NFC, T15th NFL) with a career-high 10.0 sacks last season.

Seattle and Arizona were the **only teams with two players who each had double-digit sacks** in the regular season.

Avril's **26 quarterback hits ranked second in the NFL.**

As a team, Seattle ranked third in the NFL with 42.0 sacks.

2016 Most Sacks, NFL

- 15.5 Vic Beasley, Atl
- 13.5 Von Miller, Den
- 12.5 Lorenzo Alexander, Buf
- 12.5 Markus Golden, Ari
- 12.5 Danielle Hunter, Min
- 11.5 Cliff Avril, Sea**
- 11.5 Cameron Wake, Mia
- 11.0 five players tied
- 10.5 Brian Orakpo, Ten
- 10.5 Joey Bosa, SD
- 10.0 Frank Clark, Sea**

Top-10 Seahawks Sack Leaders

Michael Bennett ranks tied for ninth on the Seahawks all-time sacks leaders list.

Most Sacks, Franchise History

- 116.0 Jacob Green, 1980-91
- 73.5 Michael Sinclair, 1991-01
- 63.0 Jeff Bryant, 1982-93
- 58.0 Cortez Kennedy, 1990-2000
- 48.0 Chad Brown, 1997-2004
- 47.5 Joe Nash, 1982-96
- 38.0 Chris Clemons, 2010-13
- 37.5 Rufus Porter, 1988-94
- 34.5 Cliff Avril, 2013-**
- 34.5 Michael Bennett, 2013-**

Player Notes (by number)



#88

Jimmy Graham

100 Yard Games Back-to-Back

Jimmy Graham became the first tight end in franchise history to record back-to-back 100 yard games in Weeks 3-4 in 2016, and holds four of the top-nine 100-yard games in franchise history.

100-yard Games by a TE, Franchise History

Player	Att.	Yards	Avg.	LG	TD
Jimmy Graham vs. Car (10/18/15)	8	140	17.5	45	0
Charle Young at SD (10/9/83)	7	140	20.0	43	0
Luke Willson at Ari (12/21/14)	3	139	46.3	80t	2
Itula Mili at SD (12/29/02)	7	119	17.0	49	0
Jimmy Graham at NYJ (10/2/16)	6	113	18.8	27	0
John Carlson at Dal (11/27/08)	6	105	17.5	33	0
Anthony McCoy vs. Ari (12/9/12)	3	105	35.0	67	0
Jimmy Graham vs. Buf (11/7/16)	8	103	12.9	18t	2
Jimmy Graham vs. SF (9/25/16)	6	100	16.7	40	1

5 100-Yard Games Since 2014

Jimmy Graham had three 100-yard games last season, and since 2014, his five 100-yard games ranks fourth in the NFL.

100-yard Games by a TE Since 2014, NFL

Rob Gronkowski, NE	12
Travis Kelce, KC	10
Greg Olsen, Car	8
Jimmy Graham, Sea	5
Martellus Bennett, GB	5
Zach Ertz, Phi	5

#89

Doug Baldwin

404 Seahawks Receptions

In Week 7 at the N.Y. Giants (10/22), Doug Baldwin passed Bobby Engram for fifth-place on Seattle's all-time receptions list.

Most Receptions, Club History

1. 819	Steve Largent	1976-89
2. 581	Brian Blades	1988-98
3. 471	John L. Williams	1986-93
4. 441	Darrell Jackson	2000-06
5. 404	Doug Baldwin	2011-
6. 399	Bobby Engram	2001-08
7. 283	Joey Galloway	1995-99
8. 244	Koren Robinson	2001-04, '08
9. 232	Sam McCullum	1976-81
10. 218	Mack Strong	1994-07

5,330 Seahawks Receiving Yards

Doug Baldwin ranks fourth in Seahawks history with 5,330 receiving yards.

Most Receiving Yards, Club History

1. 13,089	Steve Largent	1976-89
2. 7,620	Brian Blades	1988-98
3. 6,445	Darrell Jackson	2000-06
4. 5,330	Doug Baldwin	2011-
5. 4,859	Bobby Engram	2001-08
6. 4,457	Joey Galloway	1995-99
7. 4,151	John L. Williams	1986-93
8. 3,567	Koren Robinson	2001-04, '08
9. 3,409	Sam McCullum	1976-81
10. 2,347	Deion Branch	2006-10

38 Seahawks Receiving Touchdowns

In Week 7 at the N.Y. Giants (10/22), Doug Baldwin moved in to third-place on Seattle's all-time receiving touchdowns list.

Most Receiving Touchdowns, Club History

1. 100	Steve Largent	1976-89
2. 47	Darrell Jackson	2000-06
3. 38	Doug Baldwin	2011-
4. 37	Joey Galloway	1995-99
5. 36	Daryl Turner	1984-87
6. 34	Brian Blades	1988-98
7. 21	Sam McCullum	1976-81
8. 18	Bobby Engram	2001-08
9. 16	John L. Williams	1986-93
10. 15	four players tied	

94 Receptions (7th NFL) in 2016

Doug Baldwin's career-high 94 receptions last season ranked seventh in the NFL and also tied the single-season high in franchise history.

2016 Leading Receivers, NFL

Player	Rec.	Yards	Long	TD
1. Larry Fitzgerald, Ari	107	1,023	32	6
2. Antonio Brown, Pit	106	1,284	51	12
3. Odell Beckham, Jr. NYG	101	1,367	75t	10
4. Julian Edelman, NE	98	1,106	77t	3
5. Jordy Nelson, GB	97	1,257	60	14
6. Mike Evans, TB	96	1,321	45t	12
7. Doug Baldwin, Sea	94	1,128	59	7

Most Receptions, Single-Season, Club History

94	Doug Baldwin	2016
	Bobby Engram	2007
87	Darrell Jackson	2004



Sixth-Winningest Active Head Coach (Belichick, Reid, Fox, McCarthy, Lewis)

Pete Carroll ranks 36th in NFL history with 117 combined wins and became the 39th coach in NFL history with 100 wins in the regular season.

Most Combined Wins in NFL History

Coach	Regular Season				Postseason			Combined			
	W	L	T	Pct.	W	L	Pct.	W	L	T	Pct.
30. George Seifert	114	62	0	.648	10	5	.667	124	67	0	.649
31. Sid Gillman	122	99	7	.552	1	5	.167	123	104	7	.542
32. Marvin Lewis, Cin	120	107	3	.528	0	7	.000	120	114	3	.513
33. George Allen	116	47	5	.712	2	7	.222	118	54	5	.686
Norv Turner	114	122	1	.483	4	4	.500	118	126	1	.484
35. Pete Carroll, Sea	107	74	1	.591	10	7	.588	117	81	1	.590
Dennis Green	113	94	0	.546	4	8	.333	117	102	0	.534
37. Mike Tomlin, Pit	108	59	0	.647	8	6	.571	116	65	0	.641
38. Don Coryell	111	83	1	.572	3	6	.333	114	89	1	.561
39. John Madden	103	32	7	.759	9	7	.563	112	39	7	.739

117 Career Wins for Pete Carroll (Regular + Postseason)

Pete Carroll became the 43rd head coach in NFL history with 100 combined wins.

Year	Team	W	L	T	Pct.	Finish
1994	N.Y. Jets	6	10	0	.375	5th, AFC East
1997	New England	10	6	0	.625	1st, AFC East
						<i>Wild Card victory vs. Miami, 17-3</i>
						<i>Divisional Playoff loss at Pittsburgh, 7-6</i>
1998	New England	9	7	0	.563	4th, AFC East
						<i>Wild Card loss at Jacksonville, 25-10</i>
1999	New England	8	8	0	.500	T4th, AFC East
2010	Seattle	7	9	0	.438	1st, NFC West
						<i>Wild Card victory vs. New Orleans, 41-36</i>
						<i>Divisional Playoff loss at Chicago, 35-24</i>
2011	Seattle	7	9	0	.438	3rd, NFC West
2012	Seattle	11	5	0	.688	2nd, NFC West
						<i>Wild Card victory at Washington, 24-14</i>
						<i>Divisional Playoff loss at Atlanta, 30-28</i>
2013	Seattle	13	3	0	.813	1st, NFC West
						<i>Divisional Playoff victory vs. New Orleans, 23-15</i>
						<i>Championship Game victory vs. San Francisco, 23-17</i>
						<i>Super Bowl XLVIII victory vs. Denver, 43-8</i>
2014	Seattle	12	4	0	.750	
						<i>Divisional Playoff victory vs. Carolina, 31-17</i>
						<i>Championship Game victory vs. Green Bay, 28-22</i>
						<i>Super Bowl XLIX loss vs. New England, 28-24</i>
2015	Seattle	10	6	0	.600	2nd, NFC West
						<i>Wild Card victory at Minnesota, 10-9</i>
						<i>Divisional Playoff loss at Carolina, 31-24</i>
2016	Seattle	10	5	1	.656	1st, NFC West
						<i>Wild Card victory vs. Detroit, 26-6</i>
						<i>Divisional Playoff loss at Atlanta, 36-20</i>
2017	Seattle	4	2	0	.667	
Reg. Season (12 Yrs.)		107	74	1	.591	
Postseason (8 Yrs.)		10	7	0	.588	
Combined Record		117	81	1	.590	

Steve Hutchinson Eligible for HOF



76 Steve Hutchinson

Guard 6-5 311

Michigan

5 Seahawks Seasons, 12 NFL Seasons

1st Round 2001

Seattle Games/Starts: 68/68

Career Games/Starts: 169/169

Birthdate: November 1, 1977

Fort Lauderdale, Fla.



Former Seahawks first-round draft choice (17th overall), left guard Steve Hutchinson, will be eligible for the Pro Football Hall of Fame's Class of 2018.

A seven-time All-Pro, he earned first-team honors in 2003, 2005, 2007-09 and second-team honors in 2004 and 2006, while being named to the NFL's All-Decade Team Offensive Line for the 2000s. He was also a seven-time Pro Bowler.

He started all 169 regular season games played and all eight postseason games played, helping his teams to four division titles, one conference title and a Super Bowl XL appearance after the 2005 season with Seattle.

Along with teammate and Hall of Fame left tackle Walter Jones, the two were the most dominant left-side duo of their time.

Hutchinson's running backs Shaun Alexander and Adrian Peterson earned eight Pro Bowls between each other running behind his blocks and Alexander earned NFL MVP honors after rushing for a franchise-record 1,880 yards and accumulating an NFL record 28 total touchdowns in 2005.

In 11 of his 12 seasons with Seattle (2001-05), Minnesota (2006-11) and Tennessee (2012), Hutchinson blocked for a 1,000-yard rusher.

Hutchinson played four years at the University of Michigan, starting 46 of 47 games played, and became the second player in Michigan history to garner first-team All-Big Ten honors four times. He was also a first-team All-America his junior and senior seasons and named a freshman All-American his freshman year.

Pro Bowl Running Backs behind Steve Hutchinson

Shaun Alexander, Sea	2003-05
Adrian Peterson, Min	2007-10, 2012

NFL All-Decade Team Offensive Line for the 2000s

Guard: Steve Hutchinson, Larry Allen, Will Shields, Alan Faneca
Tackle: Walter Jones, Jonathan Ogden, Orlando Pace, Willie Roaf
Center: Kevin Mawae, Olin Kruetz

Hutchinson's 1,000-yard Rushers

Player, Year	Yards
Shaun Alexander, 2001	1,318
Shaun Alexander, 2002	1,175
Shaun Alexander, 2003	1,435
Shaun Alexander, 2004	1,696
Shaun Alexander, 2005	1,880 *
Chester Taylor, 2006	1,216
Adrian Peterson, 2007	1,341
Adrian Peterson, 2008	1,760
Adrian Peterson, 2009	1,383
Adrian Peterson, 2010	1,298
Adrian Peterson, 2011	970 ^
Chris Johnson, 2012	1,243

* NFL MVP

^ Injured, played in 12 games

CenturyLink Field Enhancements



On August 14, the Seattle Seahawks announced enhancements to the fan experience on gamedays at CenturyLink Field.

Last season, Seahawks fans rated the Seahawks' gameday experience No. 1 in the NFL, based on the NFL's Voice of the Fan survey data collected for each team from thousands of NFL fans league-wide. The Seahawks are always looking to exceed fan expectations at every opportunity and fan feedback collected throughout the season played a vital role in many of the new gameday upgrades. New enhancements in 2017 include:

- On March 1, the Seahawks and First & Goal, Inc. created First & Goal Hospitality as part of a continued effort to enhance the gameday experience at CenturyLink Field. FGH manages and operates all general concessions and premium dining at Seahawks games and other stadium and event center events. By managing concessions, it is easier to bring fans new offerings and expanded menu. New this season:
 - o Stadium Street Market: FGH partnered with award-winning executive chef and Huxley Wallace Collective founder Josh Henderson to celebrate local restaurant talent through marketplace concepts. The Stadium Street Market, located at section 115, will showcase four local chefs each game who will bring the flair from their restaurants to your gameday experience.
 - o Night Market: Located in the West Field Plaza, this marketplace will feature global offerings from popular local restaurants in the International District, Pioneer Square and SODO.
 - o Tapped & Corked: Already a fan favorite in section 120, an additional open concept bar will be available in section 139 to offer local craft beers and select Washington wines.
 - o Papa John's Pizza: Back by popular demand, Papa John's pizza will now be available at all former Pizza of Seattle locations at sections 107, 137, 307 and 333.
 - o More Pho Rito: In section 105, fans will enjoy more unique concepts including the Pho Rito from our local partners at Pho Cyclo.
 - o More Options Upstairs: New experiences have been added on the east side of the upper level, including Smokehouse BBQ in section 305 and an Elysian Brewing Company walk-in bar featuring local craft beers in section 309.
 - o Farm-to-Stadium Ingredients: The Seahawks are proud to take their sustainability program full circle by partnering with Cedar Grove and their Sound Sustainable Farm to take compost and use it to grow fresh produce served at CenturyLink Field.
- After reviewing fan feedback collected through fan surveys, the Seahawks significantly increased the number of toilet fixtures in men's restrooms by 32% in the upper level of the stadium, including a 59% increase in the south end of the upper level near the Toyota Fan Deck. In total, 79 additional toilet fixtures have been added in men's and women's restrooms in the upper level.
- This past offseason, the Seahawks upgraded the video and audio elements at CenturyLink Field, including:
 - o Upgraded to high definition (HD) 1080p on the primary video boards
 - o Added live video display capabilities to the digital hustle boards
 - o Launched a new wireless camera system to bring unique live footage angles and perspectives to the game presentation.
 - o Increased the number of camera feeds from eight to 16 to showcase different camera angles on the primary video boards
 - o Installed four new speakers in the corners of the upper deck to supplement the current audio system
 - o Enhanced in-stadium Wi-Fi

Fans are also encouraged to download the Seahawks Mobile App to improve their game day experience. New this season, fans are able to stop by any Seahawks Pro Shop location and use their in-app mobile discount card to receive 15% off Seahawks merchandise. The app also allows fans quick access to a variety of stats, extensive gameday information and "Eye of the Hawk" video feature with live and on-demand video from 16 different angles for fans attending CenturyLink Field. Fans are able to manage their account in the app by transferring tickets to friends, securely posting tickets for resale on NFL Ticket Exchange and downloading game tickets to a mobile phone.

Seahawks Gameday Experience Ranked No. 1 in the NFL

NFL's Voice of the Fan survey

After each NFL game, the league surveys thousands of fans league-wide to get their input on their gameday experience, including the process of arriving and leaving the stadium, the guest services experience, sense of safety and security, the quality and variety of the food and beverages, and the overall game experience. For the 2016 season, Seahawks fans ranked the Seahawks' gameday experience No. 1 in the NFL.

SEATTLE SEAHAWKS / WEEK 7 / THROUGH MONDAY, OCTOBER 23, 2017

						* RUSHING		No.	Yds	Avg	Long	TD		
WON 4, LOST 2														
09/10 L 9-17	at Green Bay			78,381	Carson	49	208	4.2	30	0				
09/17 W 12- 9	San Francisco			68,729	Wilson	32	164	5.1	29	1				
09/24 L 27-33	at Tennessee			69,127	Lacy	36	108	3.0	19	0				
10/01 W 46-18	Indianapolis			68,872	Rawls	24	60	2.5	9	0				
10/08 W 16-10	at L.A. Rams			60,745	McKissic	9	48	5.3	30t	1				
10/22 W 24- 7	at N.Y. Giants			78,527	Lockett	6	46	7.7	22	0				
10/29	Houston				Prosise	8	20	2.5	8	0				
11/05	Washington				A. Davis	1	-1	-1.0	-1	0				
11/09	at Arizona				Baldwin	1	-3	-3.0	-3	0				
11/20	Atlanta				TEAM	166	650	3.9	30t	2				
11/26	at San Francisco				OPPONENTS	146	682	4.7	75t	4				
12/03	Philadelphia				* RECEIVING		No.	Yds	Avg	Long	TD			
12/10	at Jacksonville				Baldwin	36	376	10.4	36	2				
12/17	L.A. Rams				Graham	24	230	9.6	33	2				
12/24	at Dallas				Lockett	20	224	11.2	41	0				
12/31	Arizona				P. Richardson	16	269	16.8	38t	3				
	Sea.	Opp.			Willson	8	97	12.1	27t	2				
TOTAL FIRST DOWNS	120	109			Carson	7	59	8.4	10t	1				
Rushing	32	28			Prosise	6	87	14.5	46	0				
Passing	79	60			McKissic	6	86	14.3	27t	1				
Penalty	9	21			Darboh	5	55	11.0	16	0				
3rd Down: Made/Att	39/90	31/83			Vannett	4	25	6.3	12	0				
3rd Down Pct.	43.3	37.3			Rawls	3	31	10.3	16	0				
4th Down: Made/Att	3/5	0/2			Lacy	2	18	9.0	9	0				
4th Down Pct.	60.0	0.0			Madden	1	-1	-1.0	-1	0				
POSSESSION AVG.	30:40	29:20			TEAM	138	1556	11.3	46	11				
TOTAL NET YARDS	2113	1827			OPPONENTS	120	1214	10.1	55t	5				
Avg. Per Game	352.2	304.5			* INTERCEPTIONS		No.	Yds	Avg	Long	TD			
Total Plays	398	374			Coleman	1	28	28.0	28t	1				
Avg. Per Play	5.3	4.9			N. Jones	1	24	24.0	24	0				
NET YARDS RUSHING	650	682			Thomas	1	19	19.0	19	0				
Avg. Per Game	108.3	113.7			Wagner	1	7	7.0	7	0				
Total Rushes	166	146			S. Richardson	1	5	5.0	5	0				
NET YARDS PASSING	1463	1145			TEAM	5	83	16.6	28t	1				
Avg. Per Game	243.8	190.8			OPPONENTS	4	98	24.5	69	0				
Sacked/Yards Lost	14/93	12/69			* PUNTING		No.	Yds	Avg	Net	TB	In	Lg	B
Gross Yards	1556	1214			Ryan	33	1434	43.5	40.1	1	15	64	0	
Att./Completions	218/138	216/120			TEAM	33	1434	43.5	40.1	1	15	64	0	
Completion Pct.	63.3	55.6			OPPONENTS	34	1557	45.8	42.7	1	10	66	0	
Had Intercepted	4	5			* PUNT RETURNS		Ret	FC	Yds	Avg	Long	TD		
PUNTS/AVERAGE	33/43.5	34/45.8			Lockett	12	10	84	7.0	14	0			
NET PUNTING AVG.	33/40.1	34/42.7			TEAM	12	10	84	7.0	14	0			
PENALTIES/YARDS	56/414	36/285			OPPONENTS	14	8	91	6.5	22	0			
FUMBLES/BALL LOST	7/2	8/5			* KICKOFF RETURNS		No.	Yds	Avg	Long	TD			
TOUCHDOWNS	15	9			Lockett	8	198	24.8	43	0				
Rushing	2	4			Pocic	1	13	13.0	13	0				
Passing	11	5			TEAM	9	211	23.4	43	0				
Returns	2	0			OPPONENTS	13	251	19.3	34	0				
* SCORE BY PERIODS	Q1	Q2	Q3	Q4	OT	PTS	* FIELD GOALS		1-19	20-29	30-39	40-49	50+	
TEAM	9	30	42	53	0	134	Walsh	0/ 0	3/ 3	3/ 4	4/ 4	4/ 0	0/ 0	
OPPONENTS	2	45	38	9	0	94	TEAM	0/ 0	3/ 3	3/ 4	4/ 4	4/ 0	0/ 0	
* SCORING	TD-Ru-Pa-Rt	K-PAT	FG	S	PTS	OPPONENTS		0/ 0	1/ 1	5/ 6	4/ 5	0/ 0		
Walsh	0 0 0 0	12/13	10/11	0	42	Walsh: (33G,21G,41G)(25G,27G)(44G,37N)(48G,								
P. Richardson	3 0 3 0			0	18	49G,35G)(39G)								
Baldwin	2 0 2 0			0	14	OPP: (40G)(40G,37G,34G)(24G,37G,47G,35G)(40G)								
Graham	2 0 2 0			0	12	(35G,36N)(47N)								
McKissic	2 1 1 0			0	12									
Willson	2 0 2 0			0	12									
Carson	1 0 1 0			0	6									
Coleman	1 0 0 1			0	6									
Wagner	1 0 0 1			0	6									
Wilson	1 1 0 0			0	6									
TEAM	15 2 11 2	12/13	10/11	0	134									
OPPONENTS	9 4 5 0	8/ 8	10/12	1	94									
2-Pt Conv: Baldwin, TM 1-2, OPP 0-1														
SACKS: Bennett 4, Clark 2.5, M. Smith 1.5,														
Avril 1, Garvin 1, Reed 1, N. Jones 0.5,														
Wagner 0.5, TM 12, OPP 14														
FUM/LOST: Wilson 4/1, Britt 1/0, Rawls 1/1,														
Wagner 1/0														
* PASSING	Att	Cmp	Yds	Cmp%	Yds/Att	TD	TD%	Int	Int%	Long	Sack/Lost	Rating		
Wilson	217	138	1556	63.6	7.17	11	5.1	3	1.4	46	14/ 93	96.1		
McEvoy	1	0	0	0.0	0.00	0	0.0	1	100.0	---	0/ 0	0.0		
TEAM	218	138	1556	63.3	7.14	11	5.0	4	1.8	46	14/ 93	93.8		
OPPONENTS	216	120	1214	55.6	5.62	5	2.3	5	2.3	55t	12/ 69	69.9		

Defensive Statistics



	Total	Solo	Assist	Sacks	Yards	QH	Int	PD	FF	FR
Wagner, B.	49	36	13	0.5	7.0	5	1	4	0	1
Thomas, E.	33	21	12	0	0	0	1	4	1	0
Wright, K.	32	27	15	0	0	1	0	1	0	0
Chancellor, K.	30	20	10	0	0	0	0	1	0	0
Griffin, S.	28	24	4	0	0	0	0	6	0	0
Sherman, R.	21	17	4	0	0	0	0	3	0	1
Reed, J.	19	12	7	1.0	3.0	2	0	1	1	0
Bennett, M.	15	10	5	4.0	30.5	12	0	1	0	0
Richardson, S.	14	8	6	0	0	2	1	1	0	1
Clark, F.	12	7	5	2.5	12.5	6	0	1	1	1
Coleman, J.	9	9	0	0	0	0	1	3	0	0
Lane, J.	9	9	0	0	0	0	0	0	0	0
Wilhoite, M.	9	7	2	0	0	0	0	0	0	0
Jones, N.	7	4	3	0.5	1.5	1	1	3	0	0
McDougald, B.	6	4	2	0	0	0	0	0	0	0
Smith, M.	5	4	1	1.5	2.5	2	0	0	1	0
Garvin, T.	4	1	3	1.0	6.0	2	0	0	0	0
Smith, G.	4	1	3	0	0	0	0	0	0	0
Jackson, B.	3	1	2	0	0	0	0	0	0	0
Avril, C.	2	2	0	1.0	6.0	2	0	0	0	0
Bass, D.	1	0	1	0	0	0	0	0	0	0

Special Teams Tackles

	Total	Solo	Assist	FF	FR	Blocks
McDougald, B.	6	5	1	0	0	0
Coleman, J.	4	3	1	0	0	0
Madden, T.	3	1	2	0	0	0
Thorpe, N.	3	3	0	0	1	0
Garvin, T.	2	1	1	0	0	0
Hill, D.	2	1	1	0	0	0
McEvoy, T.	2	2	0	0	0	0
Wilhoite, M.	2	1	1	0	0	0
Alexander, D.	1	1	0	0	0	0
Chancellor, K.	1	1	0	0	0	0
Griffin, S.	1	0	1	0	0	0
McDonald, D.	1	1	0	0	0	0
Smith, M.	1	1	0	0	0	0
Willson, L.	1	1	0	0	0	0

Fumbles

	Fum	Lost	Own-Rec	O.B.
Wilson, R.	4	1	3	0
Britt, J.	1	0	0	0
Rawls, T.	1	1	1	0

Transactions



1/3 Placed on injured reserve Signed	LS Nolan Frese LS Tyler Ott	5/12 cont. Signed	FB Algernon Brown QB Skyler Howard	8/16 Waived/injured Released	S Jordan Simone WR Jamel Johnson
1/4 Released Signed	S Tyvis Powell WR Devin Hester		DT Jeremy Liggins LB Otha Peters	Signed	CB Tramaine Brock LB Rodney Butler
1/16 Signed 2017 future contract	C Ross Burbank FS Pierre Desir RB George Farmer DT Tylor Harris DT Shaneil Jenkins FB Malcolm Johnson WR Kenny Lawler TE Marcus Lucas C/G Will Pericak RB Kelvin Taylor	5/15 Released Signed	WR Darreus Rogers G Jordan Roos TE Tyrone Swoopes LB Nick Usher TE Bryce Williams FB Malcolm Johnson FB Brandon Cottom QB Skyler Howard FB Kyle Coleman WR Speedy Noil	8/17 Signed to extension 8/21 Waived/injured Signed Waived/injured Traded to Philadelphia Acquired from Philadelphia	C Justin Britt T Justin Senior T Tyrus Thompson TE Marcus Lucas 2018 5th Rd. Choice T Matt Tobin 2018 7th Rd. Choice WR Jermaine Kearse '18 2nd Rd. draft pick '18 7th Rd. draft pick DT Sheldon Richardson '18 7th Rd. draft pick TE Steve Donatell '18 7th Rd. draft pick CB Justin Coleman CB Tramaine Brock '18 7th Rd. draft pick DE Cassius Marsh '18 5th Rd. draft pick '18 7th Rd. draft pick Traded to Kansas City Acquired from Kansas City Placed on injured reserve
1/19 Signed 2017 future contract	TE Chris Briggs DT Rodney Coe WR Jamel Johnson DB Demetrius McCray WR Rodney Smith	5/17 Signed draft pick 5/19 Signed draft pick 5/23 Signed draft pick 5/25 Signed draft pick 5/31 Released	CB Mike Tyson DT Nazair Jones WR Amara Darboh DT Malik McDowell WR Speedy Noil RB Troymaine Pope FS Marcus Cromartie SS Jordan Simone QB Jake Heaps QB Austin Davis TE Bryce Williams TE Steve Donatell G/T Ethan Pocic CB Shaquill Griffin S Delano Hill	9/1 Traded to N.Y. Jets Acquired from N.Y. Jets Released Traded to New England Acquired from New England	9/2 Traded to Minnesota Acquired from Minnesota Traded to New England Acquired from New England Traded to Kansas City Acquired from Kansas City Placed on injured reserve Placed on PUP Placed on non-football inj.
1/20 Signed 2017 future contract	CB Perrish Cox T Robert Myers K Blair Walsh	Signed	SS Jordan Simone QB Jake Heaps QB Austin Davis TE Bryce Williams TE Steve Donatell G/T Ethan Pocic CB Shaquill Griffin S Delano Hill	9/2 Traded to Minnesota Acquired from Minnesota Traded to New England Acquired from New England Traded to Kansas City Acquired from Kansas City Placed on injured reserve Placed on PUP Placed on non-football inj.	CB Tramaine Brock '18 7th Rd. draft pick DE Cassius Marsh '18 5th Rd. draft pick '18 7th Rd. draft pick T Isaiah Battle S Marcus Cromartie CB DeAndre Elliott T George Fant CB DeShawn Shead DE Dion Jordan DT Malik McDowell LB Christian French CB Demetrius McCray DT Rodney Coe
2/9 Signed	K Blair Walsh		LB Kevin Pierre-Louis LB D.J. Alexander Lemuel Jeanpierre	Placed on PUP Placed on non-football inj.	DE Dion Jordan DT Malik McDowell LB Christian French CB Demetrius McCray DT Rodney Coe
3/11 Signed	G/T Luke Joeckel	6/5 Released	LB Kevin Pierre-Louis LB D.J. Alexander Lemuel Jeanpierre	Placed on PUP Placed on non-football inj.	DE Dion Jordan DT Malik McDowell LB Christian French CB Demetrius McCray DT Rodney Coe
3/14 Signed Re-signed	RB Eddie Lacy CB Neiko Thorpe	Signed 6/8 Released	LB Kevin Pierre-Louis LB D.J. Alexander Lemuel Jeanpierre	Placed on PUP Placed on non-football inj.	DE Dion Jordan DT Malik McDowell LB Christian French CB Demetrius McCray DT Rodney Coe
3/17 Signed Re-signed	LB Arthur Brown CB DeShawn Shead	6/9 Signed draft pick	LB Kevin Pierre-Louis LB D.J. Alexander Lemuel Jeanpierre	Placed on PUP Placed on non-football inj.	DE Dion Jordan DT Malik McDowell LB Christian French CB Demetrius McCray DT Rodney Coe
3/20 Re-signed Signed	TE Luke Willson G/T Oday Aboushi	6/15 Signed draft pick	LB Kevin Pierre-Louis LB D.J. Alexander Lemuel Jeanpierre	Placed on PUP Placed on non-football inj.	DE Dion Jordan DT Malik McDowell LB Christian French CB Demetrius McCray DT Rodney Coe
3/22 Signed	K John Lunsford S Bradley McDougald	7/28 Traded to Kansas City Acquired from Kansas City Hired as offensive assistant	LB Kevin Pierre-Louis LB D.J. Alexander Lemuel Jeanpierre	Placed on PUP Placed on non-football inj.	DE Dion Jordan DT Malik McDowell LB Christian French CB Demetrius McCray DT Rodney Coe
3/24 Signed	LB Michael Wilhoite	7/29 Released	LB Kevin Pierre-Louis LB D.J. Alexander Lemuel Jeanpierre	Placed on PUP Placed on non-football inj.	DE Dion Jordan DT Malik McDowell LB Christian French CB Demetrius McCray DT Rodney Coe
3/28 Signed Re-signed	LB Terence Garvin LB Dewey McDonald		LB Kevin Pierre-Louis LB D.J. Alexander Lemuel Jeanpierre	Placed on PUP Placed on non-football inj.	DE Dion Jordan DT Malik McDowell LB Christian French CB Demetrius McCray DT Rodney Coe
4/10 Signed	WR Cyril Grayson, Jr.	Signed	LB Kevin Pierre-Louis LB D.J. Alexander Lemuel Jeanpierre	Placed on PUP Placed on non-football inj.	DE Dion Jordan DT Malik McDowell LB Christian French CB Demetrius McCray DT Rodney Coe
4/14 Signed	DE Dion Jordan		LB Kevin Pierre-Louis LB D.J. Alexander Lemuel Jeanpierre	Placed on PUP Placed on non-football inj.	DE Dion Jordan DT Malik McDowell LB Christian French CB Demetrius McCray DT Rodney Coe
4/18 Signed Re-signed	LB Kache Palacio RB Terrence Magee RB Troymaine Pope	7/30 Signed 7/31 Released Signed	LB Kevin Pierre-Louis LB D.J. Alexander Lemuel Jeanpierre	Placed on PUP Placed on non-football inj.	DE Dion Jordan DT Malik McDowell LB Christian French CB Demetrius McCray DT Rodney Coe
5/2 Signed	QB Jake Heaps	8/1 Signed contract extension	LB Kevin Pierre-Louis LB D.J. Alexander Lemuel Jeanpierre	Placed on PUP Placed on non-football inj.	DE Dion Jordan DT Malik McDowell LB Christian French CB Demetrius McCray DT Rodney Coe
5/5 Re-signed	FB Brandon Cottom	8/2 Released	LB Kevin Pierre-Louis LB D.J. Alexander Lemuel Jeanpierre	Placed on PUP Placed on non-football inj.	DE Dion Jordan DT Malik McDowell LB Christian French CB Demetrius McCray DT Rodney Coe
5/8 Claimed	RB Mike Davis	8/3 Released	LB Kevin Pierre-Louis LB D.J. Alexander Lemuel Jeanpierre	Placed on PUP Placed on non-football inj.	DE Dion Jordan DT Malik McDowell LB Christian French CB Demetrius McCray DT Rodney Coe
5/9 Signed Released	DE David Bass CB Perrish Cox TE Chris Briggs C Ross Burbank DT Rodney Coe RB George Farmer WR Jamel Johnson K John Lunsford RB Terrence Magee	8/6 Released Signed 8/8 Released Waived/injured 8/9 Signed 8/10 Waived/injured Signed 8/12 Released Signed	LB Kevin Pierre-Louis LB D.J. Alexander Lemuel Jeanpierre	Placed on PUP Placed on non-football inj.	DE Dion Jordan DT Malik McDowell LB Christian French CB Demetrius McCray DT Rodney Coe
5/12 Signed draft picks	WR Chris Carson WR David Moore T Justin Senior FS Tedric Thompson		LB Kevin Pierre-Louis LB D.J. Alexander Lemuel Jeanpierre	Placed on PUP Placed on non-football inj.	DE Dion Jordan DT Malik McDowell LB Christian French CB Demetrius McCray DT Rodney Coe

Transactions



9/2 cont.	Waived	WR Darreus Rogers DT Garrison Smith WR Rodney Smith TE Tyrone Swoopes T Tyrus Thompson CB Mike Tyson WR Kasen Williams
9/4	Signed to practice squad	QB Trevone Boykin LB Austin Calitro RB Mike Davis WR Cyril Grayson, Jr. C Joey Hunt T Jarron Jones WR David Moore DT Garrison Smith TE Tyrone Swoopes CB Mike Tyson
9/8	Released from practice sq. Signed to practice squad	WR Cyril Grayson, Jr. WR Kenny Lawler
9/13	Released from practice sq. Signed to practice squad	T Jarron Jones WR Kenny Lawler TE Gabe Holmes CB Akeem King
9/19	Released Signed from practice squad Released from practice sq. Signed to practice squad	DE David Bass DT Garrison Smith LB Austin Calitro LB Joseph Jones CB Tyvis Powell
9/27	Placed on injured reserve Claimed off waivers Released from practice sq. Signed to practice squad	LB Dewey McDonald LB Justin March-Lillard TE Gabe Holmes CB Tyvis Powell WR K.J. Brent DE Branden Jackson
10/2	Placed on injured reserve Signed from L.A. Rams PS	RB Chris Carson DE Quinton Jefferson
10/7	Released Signed from practice squad	LB Justin March-Lillard DE Branden Jackson
10/16	Signed to practice squad	LB Josh Forrest
10/20	Placed on injured reserve	DE Cliff Avril

(1,766th transaction since 2010)

Participation Chart



Game	1	2	3	4	5	6	7	8	9	10	11	12	13	14	15	16	2017			
Date	9/17	9/17	9/24	10/1	10/8	10/22	10/29	11/5	11/9	11/20	11/26	12/3	12/10	12/17	12/24	12/31	G	S	IN	DNP
Game	@GB	SF	@Ten	Ind	@LAR	@NYG	Hou	Was	@Ari	Atl	@SF	Phi	@Jac	LAR	@Dal	Ari				
Aboushi, O.	dnp	in	RG	RG	RG	RG											4	4	1	1
Alexander, D.	lb	sub	in	sub	sub	sub											5	0	1	0
Avril, C.	RDE	RDE	RDE	RDE	in	ir											4	4	1	0
Baldwin, D.	WR	WR	WR	WR	WR	WR											6	6	0	0
Bass, D.	de	de															2	0	0	0
Battle, I.	in	in	in	in	in	in											0	0	6	0
Bennett, M.	LDE	LDE	LDE	LDE	LDE	LDE											6	6	0	0
Britt, J.	C	C	C	C	C	C											6	6	0	0
Carson, C.	RB	rb	RB	RB	ir	ir											4	3	0	0
Chancellor, K.	SS	SS	SS	SS	SS	SS											6	6	0	0
Clark, F.	de	de	de	de	RDE	RDE											6	2	0	0
Coleman, J.	cb	sub	cb	cb	CB	cb											6	1	0	0
Darboh, A.	wr	wr	wr	wr	wr	wr											6	0	0	0
Davis, A.	dnp	dnp	dnp	dnp	dnp	qb											1	0	0	5
Garvin, T.	OLB	in	sub	lb	sub	sub											5	1	1	0
Glowinski, M.	RG	RG	in	in	in	g											3	2	3	0
Graham, J.	TE	te	TE	TE	TE	TE											6	5	0	0
Griffin, S.	cb	cb	cb	cb	RCB	RCB											6	2	0	0
Hill, D.	in	sub	sub	s	sub	sub											5	0	1	0
Ifedi, G.	RT	RT	RT	RT	RT	RT											6	6	0	0
Jackson, B.				ps	de	de											2	0	0	0
Jefferson, Q.					in	de											1	0	1	0
Joeckel, J.	LG	LG	LG	LG	LG	in											5	5	1	0
Jones, N.	dt	dt	dt	dt	dt	dt											6	0	0	0
Lacy, E.	rb	in	dnp	rb	RB	rb											4	1	1	1
Lane, J.	RCB	RCB	RCB	RCB	in	in											4	4	2	0
Lockett, T.	wr	WR	WR	WR	WR	wr											6	4	0	0
McDonald, D.	lb	sub	sub	ir	ir	ir											3	0	0	0
McDougald, B.	s	s	s	s	s	s											6	0	0	0
McEvoy, T.	wr	wr	wr	wr	wr	wr											6	0	0	0
McKissic, J.	in	in	in	rb	rb	rb											3	0	3	0
Madden, T.	FB	FB	fb	fb	fb	fb											6	2	0	0
March-Lillard, J.				sub													1	0	0	0
Odhiambo, R.	LT	LT	LT	LT	LT	LT											6	6	0	0
Ott, T.	sub	sub	sub	sub	sub	sub											6	0	0	0
Pocic, E.	sub	sub	sub	sub	sub	LG/c											6	1	0	0
Prosise, C.	rb	rb	rb	in	in	rb											4	0	2	0
Rawls, T.	in	RB	rb	in	rb	RB											4	2	2	0
Reed, J.	LDT	LDT	LDT	LDT	LDT	LDT											6	6	0	0
Richardson, P.	WR	WR	WR	WR	WR	WR											6	6	0	0
Richardson, S.	RDT	RDT	RDT	RDT	RDT	RDT											6	6	0	0
Roos, J.	in	in	in	in	in	in											0	0	6	0
Ryan, J.	p	p	p	p	p	p											6	0	0	0
Sherman, R.	LCB	LCB	LCB	LCB	LCB	LCB											6	6	0	0
Smith, G.	ps	ps	dt	dt	dt	in											3	0	1	0
Smith, M.	de	dnp	de	de	de	de											5	0	0	1
Thomas, E.	FS	FS	FS	FS	FS	FS											6	6	0	0
Thompson, T.	in	in	in	in	dnp	in											0	0	5	1
Thorpe, N.	cb	sub	in	in	sub	sub											4	0	2	0
Tobin, M.	t	dnp	t	t	t	t											5	0	0	1
Vannett, N.	te	te	te	te	te	te											6	0	0	0
Wagner, B.	MLB	MLB	MLB	MLB	MLB	MLB											6	6	0	0
Walsh, B.	k	k	k	k	k	k											6	0	0	0
Wilhoite, M.	in	OLB	OLB	OLB	lb	OLB											5	4	1	0
Willson, L.	te	te	te	te	te	TE											6	1	0	0
Wilson, R.	QB	QB	QB	QB	QB	QB											6	6	0	0
Wright, K.	OLB	OLB	OLB	OLB	OLB	OLB											6	6	0	0

CAPS - starter; lower case - substitute at position; sub - special teams only; dnp - did not play; in - inactive; ps - practice squad; ir - injured reserve; nfi - non-football injury; sus - suspended, pup - physically unable to perform, exp - exempt

How Built



Year	By Draft	Trade/Waivers/Practice Squad	Free Agents	By Experience
2017	C/G Ethan Pocic (2b)	LB D.J. Alexander (T)	G/T Oday Aboushi (UFA)	P Jon Ryan 12
	CB Shaquill Griffin (3a)	T Isaiah Battle (T)	QB Austin Davis	DE Michael Bennett 9
	S Delano Hill (3b)	CB Justin Coleman (T)	LB Terence Garvin (UFA)	SS Kam Chancellor 8
	DT Nazair Jones (3c)	DT Sheldon Richardson (T)	DE Branden Jackson	TE Jimmy Graham 8
	WR Amara Darboh (3d)	T Matt Tobin (T)	G/T Luke Joeckel (UFA)	FS Earl Thomas 8
	S Tedric Thompson (4)		RB Eddie Lacy (UFA)	WR Doug Baldwin 7
			S Bradley McDougald (UFA)	CB Richard Sherman 7
			G Jordan Roos	LB K.J. Wright 7
			DE Marcus Smith	QB Austin Davis 6
			K Blair Walsh	CB Jeremy Lane 6
			LB Michael Wilhoite (UFA)	LB Bobby Wagner 6
			K Blair Walsh 6	
			LB Michael Wilhoite 6	
			QB Russell Wilson 6	
			G/T Oday Aboushi 5	
			LB Terence Garvin 5	
			G/T Luke Joeckel 5	
			RB Eddie Lacy 5	
			FS Bradley McDougald 5	
			DT Sheldon Richardson 5	
			CB Neiko Thorpe 5	
			T Matt Tobin 5	
			TE Luke Willson 5	
			C Justin Britt 4	
			WR Paul Richardson 4	
			DT Garrison Smith 4	
			DE Marcus Smith 4	
			LB D.J. Alexander 3	
			T Isaiah Battle 3	
			DE Frank Clark 3	
			CB Justin Coleman 3	
			G Mark Glowinski 3	
			WR Tyler Lockett 3	
			LS Tyler Ott 3	
			RB Thomas Rawls 3	
			G/T Germain Ifedi 2	
			DE Branden Jackson 2	
			DE Quinton Jefferson 2	
			WR Tanner McEvoy 2	
			RB J.D. McKissic 2	
			FB Tre Madden 2	
			G/T Rees Odhiambo 2	
			RB C.J. Prosise 2	
			DT Jarran Reed 2	
			TE Nick Vannett 2	
			WR Amara Darboh R	
			CB Shaquill Griffin R	
			SS Delano Hill R	
			DT Nazair Jones R	
			C/G Ethan Pocic R	
			G Jordan Roos R	
			FS Tedric Thompson R	
2016	G/T Germain Ifedi (1) DT Jarran Reed (2) RB C.J. Prosise (3a) TE Nick Vannett (3b) G Rees Odhiambo (3c) DE Quinton Jefferson (5a)	RB J.D. McKissic (W) DT Garrison Smith (W)	S Tanner McEvoy RB Tre Madden LS Tyler Ott CB Neiko Thorpe	
2015	DE Frank Clark (2) WR Tyler Lockett (3) G Mark Glowinski (4b)	TE Jimmy Graham (T)	RB Thomas Rawls	
2014	WR Paul Richardson (2a) T Justin Britt (2b)			
2013	TE Luke Willson (5c)		DE Michael Bennett (UFA)	
2012	LB Bobby Wagner (2) QB Russell Wilson (3) CB Jeremy Lane (6a)			
2011	LB K.J. Wright (4a) CB Richard Sherman (5a)		WR Doug Baldwin	
2010	S Earl Thomas (1b) S Kam Chancellor (5)			
2008			P Jon Ryan	

2017 Seattle Seahawks Alphabetical Roster (Updated 10/24/17)

No.	Name	Pos.	Ht.	Wt.	Birthdate	Age	Exp.	College	Hometown	Acquired
75	Aboushi, Oday	G/T	6-5	315	6/5/1991	26	5	Virginia	Brooklyn, N.Y.	UFA(Hou)-'17
58	Alexander, D.J.	LB	6-2	233	9/30/1991	26	3	Oregon State	Long Beach, Calif.	T(KC)-'17
89	Baldwin, Doug	WR	5-10	192	9/21/1988	29	7	Stanford	Gulf Breeze, Fla.	FA-'11
79	Battle, Isaiah	T	6-7	290	2/10/1993	24	3	Clemson	Brooklyn, N.Y.	T(KC)-'17
72	Bennett, Michael	DE	6-4	274	11/13/1985	31	9	Texas A&M	Alief, Texas	UFA(TB)-'13
68	Britt, Justin	C	6-6	315	5/29/1991	26	4	Missouri	Lebanon, Mo.	D2(b)-'14
31	Chancellor, Kam	SS	6-3	225	4/3/1988	29	8	Virginia Tech	Norfolk, Va.	D5-'10
55	Clark, Frank	DE	6-3	260	6/14/1993	24	3	Michigan	Cleveland, Ohio	D2-'15
28	Coleman, Justin	CB	5-11	190	3/27/1993	24	3	Tennessee	Brunswick, Ga.	T(NE)-'17
84	Darboh, Amara	WR	6-2	219	2/1/1994	23	R	Michigan	West Des Moines, Iowa	D3(d)-'17
6	Davis, Austin	QB	6-2	221	6/2/1989	28	6	Southern Mississippi	Collinsville, Miss.	FA-'17
52	Garvin, Terence	LB	6-3	235	1/1/1991	26	5	West Virginia	Upper Marlboro, Md.	UFA(Was)-'17
63	Glowinski, Mark	G	6-4	310	5/3/1992	25	3	West Virginia	Wilkes-Barre, Pa.	D4(b)-'15
88	Graham, Jimmy	TE	6-7	265	11/24/1986	30	8	Miami	Goldsboro, N.C.	T(NO)-'15
26	Griffin, Shaquill	CB	6-0	198	7/20/1995	22	R	Central Florida	St. Petersburg, Fla.	D3(a)-'17
42	Hill, Delano	SS	6-1	216	11/26/1995	21	R	Michigan	Detroit, Mich.	D3(b)-'17
76	Ifedi, Germain	G/T	6-5	325	6/2/1994	23	2	Texas A&M	Houston, Texas	D1-'16
93	Jackson, Branden	DE	6-4	273	11/11/1992	24	2	Texas Tech	McKeesport, Pa.	FA-'17
99	Jefferson, Quinton	DE	6-4	291	3/31/1993	24	2	Maryland	Pittsburgh, Pa.	D5(a)-'16
78	Joeckel, Luke	G/T	6-6	307	11/6/1991	25	5	Texas A&M	Arlington, Texas	UFA(Jac)-'17
92	Jones, Nazair	DT	6-5	304	12/13/1994	22	R	North Carolina	Roanoke Rapids, N.C.	D3(c)-'17
27	Lacy, Eddie	RB	5-11	250	6/2/1990	27	5	Alabama	Geismar, La.	UFA(GB)-'17
20	Lane, Jeremy	CB	6-0	190	7/14/1990	27	6	Northwestern St. (La.)	Tyler, Texas	D6(a)-'12
16	Lockett, Tyler	WR	5-10	182	9/28/1992	25	3	Kansas State	Tulsa, Okla.	D3-'15
30	McDougald, Bradley	FS	6-1	215	11/15/1990	26	5	Kansas	Columbus, Ohio	UFA(TB)-'17
19	McEvoy, Tanner	WR	6-6	230	1/26/1993	24	2	Wisconsin	Hillsdale, N.J.	FA-'16
21	McKissic, J.D.	RB	5-10	195	8/15/1993	24	2	Arkansas State	Phenix City, Ala.	W(Atl)-'16
38	Madden, Tre	FB	6-0	235	8/16/1993	24	2	USC	Alisa Viejo, Calif.	FA-'16
70	Odhiambo, Rees	G/T	6-4	315	9/23/1992	25	2	Boise State	Mansfield, Ohio	D3(c)-'16
69	Ott, Tyler	LS	6-3	253	2/28/1992	25	3	Harvard	Tulsa, Okla.	FA-'16
77	Pocic, Ethan	C/G	6-6	309	8/5/1995	22	R	Louisiana State	Lemont, Ill.	D2(b)-'17
22	Proise, C.J.	RB	6-1	225	5/20/1994	23	2	Notre Dame	Petersburg, Va.	D3(a)-'16
34	Rawls, Thomas	RB	5-9	215	8/3/1993	24	3	Central Michigan	Flint, Mich.	FA-'15
90	Reed, Jarran	DT	6-3	306	12/16/1992	24	2	Alabama	Goldsboro, N.C.	D2-'16
10	Richardson, Paul	WR	6-0	183	4/13/1992	25	4	Colorado	Los Angeles, Calif.	D2(a)-'14
91	Richardson, Sheldon	DT	6-3	295	11/29/1990	26	5	Missouri	St. Louis, Mo.	T(NYJ)-'17
64	Roos, Jordan	G	6-3	302	7/6/1993	24	R	Purdue	Celina, Texas	FA-'17
9	Ryan, Jon	P	6-0	217	11/26/1981	35	12	Regina	Regina, Saskatchewan	FA-'08
25	Sherman, Richard	CB	6-3	195	3/30/1988	29	7	Stanford	Compton, Calif.	D5(a)-'11
98	Smith, Garrison	DT	6-1	295	10/9/1991	26	4	Georgia	Atlanta, Ga.	W(SF)-'16
97	Smith, Marcus	DE	6-3	258	3/31/1992	25	4	Louisville	Columbus, Ga.	FA-'17
29	Thomas, Earl	FS	5-10	202	5/7/1989	28	8	Texas	Orange, Texas	D1(b)-'10
33	Thompson, Tedric	FS	6-0	204	1/20/1995	22	R	Colorado	Valencia, Calif.	D4-'17
23	Thorpe, Neiko	CB	6-2	210	2/11/1990	27	5	Auburn	Tucker, Ga.	FA-'16
73	Tobin, Matt	T	6-6	303	6/5/1990	27	5	Iowa	Dyersville, Iowa	T(Phi)-'17
81	Vannett, Nick	TE	6-6	261	3/6/1993	24	2	Ohio State	Westerville, Ohio	D3(b)-'16
54	Wagner, Bobby	LB	6-0	245	6/27/1990	27	6	Utah State	Ontario, Calif.	D2-'12
7	Walsh, Blair	K	5-10	175	1/8/1990	27	6	Georgia	Fort Lauderdale, Fla.	FA-'17
57	Wilhoite, Michael	LB	6-0	245	12/7/1986	30	6	Washburn	Topeka, Kan.	UFA(SF)-'17
82	Willson, Luke	TE	6-5	254	1/15/1990	27	5	Rice	LaSalle, Ontario	D5(c)-'13
3	Wilson, Russell	QB	5-11	215	11/29/1988	28	6	Wisconsin	Richmond, Va.	D3-'12
50	Wright, K.J.	LB	6-4	246	7/23/1989	28	7	Mississippi State	Olive Branch, Miss.	D4(a)-'11

Head Coach: Pete Carroll, Darrell Bevell (Offensive Coordinator), Kris Richard, (Defensive Coordinator), Michael Barrow (Asst. Head Coach/Defense/Linebackers), Dwaine Board (Asst. Defensive Line), Tom Cable (Asst. Head Coach/Offensive Line), Dave Canales (Wide Receivers), Chris Carlisle (Head Strength & Conditioning), Brennan Carroll (Asst. Offensive Line), Nate Carroll (Asst. Wide Receivers), Andre Curtis (Defensive Backs), Tom Donatell (Quality Control/Defense), Heath Farwell (Asst. Special Teams), Mondray Gee (Asst. Strength & Conditioning), John Glenn (Asst. Linebackers), Will Harriger (Asst. Quarterbacks), Clint Hurtt (Defensive Line), Lemuel Jeanpierre (Offensive Asst.), Travis Jones (Senior Defensive Asst.), Pat McPherson (Tight Ends), Ricky Manning, Jr. (Asst. Defensive Backs), Chad Morton (Running Backs), Pat Ruel (Asst. Offensive Line), Brian Schneider (Special Teams Coordinator), Carl Smith (Quarterbacks), Nick Sorensen (Secondary), Jamie Yanchar (Assistant Strength & Conditioning).

2017 Seattle Seahawks Numerical Roster (updated 10/24/17)

No.	Name	Pos.	Ht.	Wt.	Birthdate	Age	Exp.	College	Hometown	Acquired
3	Russell Wilson	QB	5-11	215	11/29/1988	28	6	Wisconsin	Richmond, Va.	D3-'12
6	Austin Davis	QB	6-2	221	6/2/1989	28	6	Southern Mississippi	Collinsville, Miss.	FA-'17
7	Blair Walsh	K	5-10	175	1/8/1990	27	6	Georgia	Fort Lauderdale, Fla.	FA-'17
9	Jon Ryan	P	6-0	217	11/26/1981	35	12	Regina	Regina, Saskatchewan	FA-'08
10	Paul Richardson	WR	6-0	183	4/13/1992	25	4	Colorado	Los Angeles, Calif.	D2(a)-'14
16	Tyler Lockett	WR	5-10	182	9/28/1992	25	3	Kansas State	Tulsa, Okla.	D3-'15
19	Tanner McEvoy	WR	6-6	230	1/26/1993	24	2	Wisconsin	Hillsdale, N.J.	FA-'16
20	Jeremy Lane	CB	6-0	190	7/14/1990	27	6	Northwestern St. (La.)	Tyler, Texas	D6(a)-'12
21	J.D. McKissic	RB	5-10	195	8/15/1993	24	2	Arkansas State	Phenix City, Ala.	W(Atl)-'16
22	C.J. Prosise	RB	6-1	225	5/20/1994	23	2	Notre Dame	Petersburg, Va.	D3(a)-'16
23	Neiko Thorpe	CB	6-2	210	2/11/1990	27	5	Auburn	Tucker, Ga.	FA-'16
25	Richard Sherman	CB	6-3	195	3/30/1988	29	7	Stanford	Compton, Calif.	D5(a)-'11
26	Shaquill Griffin	CB	6-0	198	7/20/1995	22	R	Central Florida	St. Petersburg, Fla.	D3(a)-'17
27	Eddie Lacy	RB	5-11	250	6/2/1990	27	5	Alabama	Geismar, La.	UFA(GB)-'17
28	Justin Coleman	CB	5-11	190	3/27/1993	24	3	Tennessee	Brunswick, Ga.	T(NE)-'17
29	Earl Thomas	FS	5-10	202	5/7/1989	28	8	Texas	Orange, Texas	D1(b)-'10
30	Bradley McDougald	FS	6-1	215	11/15/1990	26	5	Kansas	Columbus, Ohio	UFA(TB)-'17
31	Kam Chancellor	SS	6-3	225	4/3/1988	29	8	Virginia Tech	Norfolk, Va.	D5-'10
33	Tedric Thompson	FS	6-0	204	1/20/1995	22	R	Colorado	Valencia, Calif.	D4-'17
34	Thomas Rawls	RB	5-9	215	8/3/1993	24	3	Central Michigan	Flint, Mich.	FA-'15
38	Tre Madden	FB	6-0	235	8/16/1993	24	2	USC	Alisa Viejo, Calif.	FA-'16
42	Delano Hill	SS	6-1	216	11/26/1995	21	R	Michigan	Detroit, Mich.	D3(b)-'17
50	K.J. Wright	LB	6-4	246	7/23/1989	28	7	Mississippi State	Olive Branch, Miss.	D4(a)-'11
52	Terence Garvin	LB	6-3	235	1/1/1991	26	5	West Virginia	Upper Marlboro, Md.	UFA(Was)-'17
54	Bobby Wagner	LB	6-0	245	6/27/1990	27	6	Utah State	Ontario, Calif.	D2-'12
55	Frank Clark	DE	6-3	260	6/14/1993	24	3	Michigan	Cleveland, Ohio	D2-'15
57	Michael Wilhoite	LB	6-0	245	12/7/1986	30	6	Washburn	Topeka, Kan.	UFA(SF)-'17
58	D.J. Alexander	LB	6-2	233	9/30/1991	26	3	Oregon State	Long Beach, Calif.	T(KC)-'17
63	Mark Glowinski	G	6-4	310	5/3/1992	25	3	West Virginia	Wilkes-Barre, Pa.	D4(b)-'15
64	Jordan Roos	G	6-3	302	7/6/1993	24	R	Purdue	Celina, Texas	FA-'17
68	Justin Britt	C	6-6	315	5/29/1991	26	4	Missouri	Lebanon, Mo.	D2(b)-'14
69	Tyler Ott	LS	6-3	253	2/28/1992	25	3	Harvard	Tulsa, Okla.	FA-'16
70	Rees Odhiambo	G/T	6-4	315	9/23/1992	25	2	Boise State	Mansfield, Ohio	D3(c)-'16
72	Michael Bennett	DE	6-4	274	11/13/1985	31	9	Texas A&M	Alief, Texas	UFA(TB)-'13
73	Matt Tobin	T	6-6	303	6/5/1990	27	5	Iowa	Dyersville, Iowa	T(Phi)-'17
75	Oday Aboushi	G/T	6-5	315	6/5/1991	26	5	Virginia	Brooklyn, N.Y.	UFA(Hou)-'17
76	Germain Ifedi	G/T	6-5	325	6/2/1994	23	2	Texas A&M	Houston, Texas	D1-'16
77	Ethan Pocic	C/G	6-6	309	8/5/1995	22	R	Louisiana State	Lemont, Ill.	D2(b)-'17
78	Luke Joeckel	G/T	6-6	307	11/6/1991	25	5	Texas A&M	Arlington, Texas	UFA(Jac)-'17
79	Isaiah Battle	T	6-7	290	2/10/1993	24	3	Clemson	Brooklyn, N.Y.	T(KC)-'17
81	Nick Vannett	TE	6-6	261	3/6/1993	24	2	Ohio State	Westerville, Ohio	D3(b)-'16
82	Luke Willson	TE	6-5	254	1/15/1990	27	5	Rice	LaSalle, Ontario	D5(c)-'13
84	Amara Darboh	WR	6-2	219	2/1/1994	23	R	Michigan	West Des Moines, Iowa	D3(d)-'17
88	Jimmy Graham	TE	6-7	265	11/24/1986	30	8	Miami	Goldsboro, N.C.	T(NO)-'15
89	Doug Baldwin	WR	5-10	192	9/21/1988	29	7	Stanford	Gulf Breeze, Fla.	FA-'11
90	Jarran Reed	DT	6-3	306	12/16/1992	24	2	Alabama	Goldsboro, N.C.	D2-'16
91	Sheldon Richardson	DT	6-3	295	11/29/1990	26	5	Missouri	St. Louis, Mo.	T(NYJ)-'17
92	Nazair Jones	DT	6-5	304	12/13/1994	22	R	North Carolina	Roanoke Rapids, N.C.	D3(c)-'17
93	Branden Jackson	DE	6-4	273	11/11/1992	24	2	Texas Tech	McKeesport, Pa.	FA-'17
97	Marcus Smith	DE	6-3	258	3/31/1992	25	4	Louisville	Columbus, Ga.	FA-'17
98	Garrison Smith	DT	6-1	295	10/9/1991	26	4	Georgia	Atlanta, Ga.	W(SF)-'16
99	Quinton Jefferson	DE	6-4	291	3/31/1993	24	2	Maryland	Pittsburgh, Pa.	D5(a)-'16
Practice Squad										
2	Trevone Boykin	QB	6-0	213	8/22/1993	24	2	TCU	Dallas, Texas	FA-'16
36	Akeem King	CB	6-1	215	8/29/1992	25	3	San Jose State	Visalia, Calif	FA-'17
39	Mike Davis	RB	5-9	217	2/19/1993	24	3	South Carolina	Atlanta, Ga.	W(SF)-'17
40	Mike Tyson	CB	6-1	207	7/27/1993	24	R	Cincinnati	Norfolk, Va.	D6(a)-'17
43	Tyvis Powell	CB	6-3	211	2/16/1994	23	2	Ohio State	Bedford, Ohio	FA-'16
46	Tyrone Swoopes	TE	6-4	254	11/14/1994	22	R	Texas	Whitewright, Texas	FA-'17
51	Joseph Jones	LB	6-0	231	2/21/1994	23	R	Northwestern	Plano, Ill.	FA-'17
53	Joey Hunt	C	6-2	299	2/22/1994	23	2	TCU	El Campo, Texas	D6-'16
59	Josh Forrest	LB	6-3	249	2/24/1992	25	2	Kentucky	Paducah, Ky.	FA-'17
83	David Moore	WR	6-0	219	1/15/1995	22	R	East Central (Okla.)	Gainesville, Texas	D7(a)-'17
Physically Unable to Perform										
35	DeShawn Shead	CB	6-2	212	6/28/1989	28	6	Portland State	Palmdale, Calif.	FA-'12
Non-Football Injury										
94	Malik McDowell	DT	6-6	299	6/20/1996	21	R	Michigan State	Detroit, Mich.	D2(a)-'17
95	Dion Jordan	DE	6-6	275	3/5/1990	27	4	Oregon	Chandler, Ariz.	FA-'17
Injured Reserve										
21	DeAndre Elliott	CB	6-1	189	11/21/1992	24	2	Colorado State	Dallas, Texas	FA-'16
32	Chris Carson	RB	5-11	218	9/16/1994	23	R	Oklahoma State	Lilburn, Ga.	D7(b)-'17
37	Jordan Simone	SS	5-11	191	7/21/1992	24	1	Arizona State	Sammamish, Wash.	FA-'17
41	Dewey McDonald	LB	6-0	229	6/10/1990	27	4	California Univ. (Pa.)	Ranson, W. Va.	T(Oak)-'16
48	Christian French	DE	6-5	249	8/18/1992	25	1	Oregon	Cedar Rapids, Iowa	FA-'17
56	Cliff Avril	DE	6-3	260	4/8/1986	31	10	Purdue	Green Cove Springs, Fla.	UFA(Det)-'13
65	Justin Senior	T	6-4	329	7/8/1994	23	R	Mississippi State	Montreal, Quebec	D6(b)-'17
67	Tyrus Thompson	T	6-5	324	11/17/1991	25	3	Oklahoma	Pasadena, Texas	FA-'17
74	George Fant	T	6-5	322	7/19/1992	25	2	Western Kentucky	Bowling Green, Ky.	FA-'16

Unofficial Depth Chart & Pronunciation Guide



Offense

WR	89 Doug Baldwin		16 Tyler Lockett	
LT	70 Rees Odhiambo		73 Matt Tobin	
LG	77 <u>Ethan Pocic</u>	OR	63 Mark Glowinski	64 <u>Jordan Roos</u>
				78 (Luke Joeckel)
C	68 Justin Britt		77 <u>Ethan Pocic</u>	
RG	75 Oday Aboushi		63 Mark Glowinski	77 <u>Ethan Pocic</u>
RT	76 Germain Ifedi		79 Isaiah Battle	
TE	88 Jimmy Graham		82 Luke Willson	81 Nick Vannett
WR	10 Paul Richardson		19 Tanner McEvoy	84 <u>Amara Darboh</u>
QB	3 Russell Wilson		6 Austin Davis	
FB	38 Tre Madden			
RB	34 Thomas Rawls	OR	27 Eddie Lacy	22 C.J. Proise
				21 J.D. McKissic

Defense

LDE	72 Michael Bennett		97 Marcus Smith	99 Quinton Jefferson
LDT	90 Jarran Reed		98 Garrison Smith	
RDT	91 Sheldon Richardson		92 <u>Nazair Jones</u>	
RDE	55 Frank Clark		93 Branden Jackson	
OLB	57 Michael Wilhoite		52 Terence Garvin	58 D.J. Alexander
MLB	54 Bobby Wagner		57 Michael Wilhoite	
OLB	50 K.J. Wright		52 Terence Garvin	
LCB	25 Richard Sherman		23 Neiko Thorpe	28 Justin Coleman
RCB	20 Jeremy Lane		26 <u>Shaquill Griffin</u>	
SS	31 Kam Chancellor		42 <u>Delano Hill</u>	33 <u>Tedric Thompson</u>
FS	29 Earl Thomas		30 Bradley McDougald	

Specialists

K	7 Blair Walsh			
P	9 Jon Ryan			
H	9 Jon Ryan		3 Russell Wilson	
PR	16 Tyler Lockett		21 J.D. McKissic	
KR	16 Tyler Lockett		10 Paul Richardson	21 J.D. McKissic
LS	69 Tyler Ott			

() injured; Underline Rookie or 1st Year

Pronunciation Guide

Oday Aboushi...	Luke Joeckel...	Ethan Pocic...
OH-day ah-BOO-shee	JOKE-ull	PO-sick
Amara Darboh...	Nazair Jones...	Jarran Reed...
uh-MAR-uh DAR-bo	nah-ZAIR	JAIR-in
Delano Hill...	Bradley McDougald...	Tedric Thompson...
duh-LAY-no	mick-DOO-gull	TEH-drick
Germain Ifedi...	Rees Odhiambo...	Nick Vannett...
jermaine ih-FEH-dee	reese oh-dee-AHM-bo	van-NET

1



GREEN BAY 17, SEATTLE SEAHAWKS 9

SUNDAY, SEPTEMBER 10, 2017

LAMBEAU FIELD



The Seattle Seahawks could not sustain drives, converting just three of 12 on third downs, possessing the ball for just 20:47 to the Green Bay Packers' 39:13 as the Seahawks lost to the Packers in Green Bay by a score of 17-9. The Seahawks led the first scoring drive of the game at the end of the first half, as Russell Wilson drove the team into field goal range and Blair Walsh connected on a 33-yard field goal to take the 3-0 halftime lead. On Seattle's first drive of the second half, Wilson was sacked by Mike Daniels and fumbled, which the Packers recovered on the Seahawks' 6-yard line. Ty Montgomery ran into the end zone for a 6-yard score on the following play, giving Green Bay the 7-3 lead. Seattle responded with a 71-yard drive and Walsh kicked a 21-yard field goal to bring the score to 7-6. Aaron Rodgers caught the Seahawks in a substitution and hit Jordy Nelson on a 32-yard touchdown pass to push the lead to 14-6. Seattle was forced to punt and the Packers added a Mason Crosby 40-yard field goal on the ensuing possession to go up 17-6. The Seahawks added a third Walsh field goal, this time from 41 yards, to bring the score to 17-9, but the Packers were able to run the clock out on their final possession, sealing the Green Bay victory.

Seattle	0	3	3	3	9
Green Bay	0	0	14	3	17

				Seattle	Green Bay
SEA	2	0:00	Walsh 33 FG (8-74, 0:55)	3	0
GB	3	10:33	Montgomery 6 run (Crosby kick) (1-6, 0:06)	3	7
SEA	3	4:20	Walsh 21 FG (11-71, 6:13)	6	7
GB	3	0:17	Nelson 32 pass Rodgers (Crosby kick) (9-75, 4:03)	6	14
GB	4	8:01	Crosby 40 FG (12-53, 5:37)	6	17
SEA	4	6:17	Walsh 41 FG (7-52, 1:44)	9	17
Att. 78,381					

STATISTICS

RUSHING

Seattle	Att	Yds	Avg	LG	TD	Green Bay	Att	Yds	Avg	LG	TD
R. Wilson	2	40	20.0	29	0	T. Montgomery	19	54	2.8	8	1
C. Carson	6	39	6.5	30	0	A. Rodgers	7	21	3.0	13	0
C. Prosisie	4	11	2.8	8	0	J. Williams	2	9	4.5	6	0
E. Lacy	5	3	0.6	6	0						
D. Baldwin	1	-3	-3.0	-3	0						
TOTAL	18	90	5.0	30	0	TOTAL	28	84	3.0	13	1

PASSING

Seattle	A	C	Yds	SK/YD	TD	LG	INT	RT	Green Bay	A	C	Yds	SK/YD	TD	LG	INT	RT
R. Wilson	27	14	158	3/23	0	34	0	69.7	A. Rodgers	42	28	311	4/25	1	32t	1	86.5
TOTAL	27	14	158	3/23	0	34	0	69.7	TOTAL	42	28	311	4/25	1	32t	1	86.5

RECEIVING

Seattle	No	Yds	Avg	LG	TD	Green Bay	No	Yds	Avg	LG	TD
D. Baldwin	4	63	15.8	34	0	R. Cobb	9	85	9.4	29	0
P. Richardson	4	59	14.8	28	0	J. Nelson	7	79	11.3	32t	1
J. Graham	3	8	2.7	6	0	T. Montgomery	4	39	9.8	20	0
C. Carson	1	10	10.0	10	0	D. Adams	3	47	15.7	21	0
N. Vannett	1	10	10.0	10	0	M. Bennett	3	43	14.3	26	0
T. Lockett	1	8	8.0	8	0	L. Kendricks	2	18	9.0	9	0
TOTAL	14	158	11.3	34	0	TOTAL	28	311	11.1	32t	1

TEAM STATISTICS

	Seattle	Green Bay
Total First Downs	12	26
Third Down Eff.	3-12-25%	9-16-56%
Total Net Yards	225	370
Total Off. Plays	48	74
Avg. per Play	4.7	5.0
Net Yards Rushing	90	84
Total Rushing Plays	18	28
Net Yards Passing	135	286
Times Sacked/Yards Lost	3/23	4/25
Pass Atts-Comps-Ints	27-14-0	42-28-1
Punts-No. and Avg.	6-45.8	5-43.8
Penalties-No. and Yards	8-50	8-70
Fumbles-No. and Lost	1-1	1-0
Touchdowns	0	2
Field Goals Made-Att	3-3	1-1
Time of Possession	20:47	39:13

DEFENSE

	T	S	A	QB	Yds.	Int.	Yds.	PD	FF	FR
E. Thomas	11	7	4	0.0	0.0	0	0	1	0	0
S. Griffin	10	10	0	0.0	0.0	0	0	1	0	0
K. Wright	9	7	2	0.0	0.0	0	0	0	0	0
B. Wagner	9	6	3	0.0	0.0	0	0	1	0	0
S. Richardson	4	4	0	0.0	0.0	0	0	0	0	0
Additional Stats: Sacks: M. Bennett 1.5, C. Avril, 1.0, T. Garvin 1.0, F. Clark 0.5. Int: N. Jones 1.										
Green Bay	T	S	A	QB	Yds.	Int.	Yds.	PD	FF	FR
Q. Rollins	8	4	4	0.0	0.0	0	0	1	0	0
M. Daniels	7	5	2	1.5	12.0	0	0	0	1	0
D. Randall	6	6	0	0.0	0.0	0	0	1	0	0
H. Clinton-Dix	4	4	0	0.0	0.0	0	0	1	0	0
M. Burnett	4	3	1	0.0	0.0	0	0	1	0	0
Additional Stats: Sacks: N. Perry 1.5, FR: K. Fackrell 1.										

2



SEATTLE SEAHAWKS 12, SAN FRANCISCO 49ERS 9 SUNDAY, SEPTEMBER 17, 2017 CENTURYLINK FIELD



The Seattle Seahawks needed a fourth quarter touchdown pass by Russell Wilson to Paul Richardson to give the Seahawks a 12-9 victory over the visiting San Francisco 49ers, advancing Seattle's record to 1-1. Seattle took a 6-0 lead after two first-quarter field goals by Blair Walsh, one of which was set up by a Bobby Wagner interception. The 49ers responded in the second quarter with two Robbie Gould field goals, tying the game at 6-6 at halftime. Carlos Hyde reeled off two long runs of 61 and 27 yards to help set up both field goals. San Francisco scored again in the fourth quarter on Gould's third field goal of the day, taking a 9-6 lead with 11:36 remaining. Seattle responded with a 10-play, 82-yard drive with Wilson evading the rush and hitting Richardson for a 9-yard TD, and a missed extra point gave Seattle the 12-9 lead with just over 7 minutes left in the game. Seattle's defense forced a three-and-out and Seattle's offense was able to run the clock out with Chris Carson, who rushed 20 times for 93 yards on the day.

San Francisco	0	6	0	3	9
Seattle	6	0	0	6	12

		San Francisco		Seattle	
SEA	1	8:38	Walsh 25 FG (16-68, 6:22)	0	3
SEA	1	0:49	Walsh 27 FG (10-27, 4:42)	0	6
SF	2	1:55	Gould 40 FG (6-67, 2:37)	3	6
SF	2	0:17	Gould 37 FG (7-49, 0:39)	6	6
SF	4	11:36	Gould 34 FG (10-54, 3:58)	9	6
SEA	4	7:06	Richardson 9 pass Wilson (kick failed, hru) (10-82, 4:30)	9	12
Att.		68,729			

STATISTICS

RUSHING

San Francisco	Att	Yds	Avg	LG	TD	Seattle	Att	Yds	Avg	LG	TD
C. Hyde	15	124	8.3	61	0	C. Carson	20	93	4.7	16	0
M. Breida	4	35	8.8	13	0	R. Wilson	12	34	2.8	11	0
						T. Rawls	5	4	0.8	7	0
TOTAL	19	159	8.4	61	0	TOTAL	37	131	3.5	16	0

PASSING

San Francisco	A	C	Yds	SK/YD	TD	LG	INT	RT	Seattle	A	C	Yds	SK/YD	TD	LG	INT	RT
B. Hoyer	27	15	99	2/10	0	14	1	48.2	R. Wilson	39	23	198	3/17	1	22	0	80.9
TOTAL	27	15	99	2/10	0	14	1	48.2	TOTAL	39	23	198	3/17	1	22	0	80.9

RECEIVING

San Francisco	No	Yds	Avg	LG	TD	Seattle	No	Yds	Avg	LG	TD
M. Goodwin	3	26	8.7	12	0	T. Lockett	6	64	10.7	22	0
P. Garcon	3	26	8.7	11	0	D. Baldwin	6	44	7.3	18	0
C. Hyde	3	19	6.3	8	0	L. Willson	3	25	8.3	19	0
G. Kittle	2	13	6.5	14	0	C. Prorise	3	22	7.3	9	0
T. Taylor	2	6	3.0	5	0	P. Richardson	2	19	9.5	10	1
G. Celek	1	6	6.0	6	0	A. Darboh	1	16	16.0	16	0
M. Breida	1	3	3.0	3	0	C. Carson	1	7	7.0	7	0
						J. Graham	1	1	1.0	1	0
TOTAL	15	99	6.6	14	0	TOTAL	23	198	8.6	22	1

TEAM STATISTICS

	San Francisco	Seattle
Total First Downs	11	21
Third Down Eff.	2-12-17%	8-19-42%
Total Net Yards	248	312
Total Off. Plays	48	79
Avg. per Play	5.2	3.9
Net Yards Rushing	159	131
Total Rushing Plays	19	37
Net Yards Passing	89	181
Times Sacked/Yards Lost	2/10	3/17
Pass Atts-Comps-Ints	27-15-1	39-23-0
Punts-No. and Avg.	7-43.9	7-44.1
Penalties-No. and Yards	6-66	9-71
Fumbles-No. and Lost	0-0	2-0
Touchdowns	0	1
Field Goals Made-Att	3-3	2-2
Time of Possession	23:02	36:58

DEFENSE

San Francisco	T	S	A	QB	Yds.	Int.	Yds.	PD	FF	FR
N. Bowman	10	7	3	0.0	0.0	0	0	0	0	0
R. Armstrong	8	4	4	0.0	0.0	0	0	0	0	0
E. Reid	7	5	2	0.0	0.0	0	0	0	0	0
K. Williams	6	4	2	0.0	0.0	0	0	2	0	0
R. Robinson	5	5	0	0.0	0.0	0	0	0	0	0
J. Ward	5	3	2	0.0	0.0	0	0	1	0	0
J. Tartt	5	2	3	0.0	0.0	0	0	1	0	0
Additional Stats: Sacks: A. Armstead 1.0, T. Carradine 1.0, A. Lynch 1.0.										
Seattle	T	S	A	QB	Yds.	Int.	Yds.	PD	FF	FR
K. Wright	8	5	3	0.0	0.0	0	0	1	0	0
B. Wagner	7	4	3	0.0	0.0	1	7	1	0	0
J. Lane	5	5	0	0.0	0.0	0	0	0	0	0
R. Sherman	5	4	1	0.0	0.0	0	0	0	0	1
J. Reed	4	1	3	0.0	0.0	0	0	0	0	0
K. Chancellor	4	0	4	0.0	0.0	0	0	0	0	0
Additional Stats: Sacks: M. Bennett 1.0, F. Clark 1.0.										

3



TENNESSEE TITANS 33, SEATTLE SEAHAWKS 27

SUNDAY, SEPTEMBER 24, 2017

NISSAN STADIUM



The Seattle Seahawks got off to a slow start in Nashville, down 16 points heading into the fourth quarter and 433 yards on offense and 373 passing yards from Russell Wilson proved to be not enough, as the Seahawks lost to the Tennessee Titans, 33-27. The Seahawks punted on their first six possessions, while the Titans were able to take a 6-0 lead with two Ryan Succop field goals. On the Seahawks' final possession of the first half, they drove 86 yards and Wilson hit Doug Baldwin on a 4-yard TD to take a 7-6 lead. The Titans responded with a Succop field goal as time expired for a 9-7 halftime lead. Wilson hit Chris Carson on a 10-yard TD to re-take the lead, but the Titans reeled off touchdown drives on all three third quarter possessions as Marcus Mariota hit Rishard Matthews on a 55-yard TD, then Jonnu Smith on a 24-yard TD, and then DeMarco Murray ran 75 yards to give the Titans a 30-14 lead. Wilson connected with Luke Willson to cut the lead to 30-20, before the Titans added a fourth Succop field goal for a 33-20 lead with 10 minutes remaining. Wilson threw his fourth TD of the day to Paul Richardson with 1:50 remaining, but a failed onside kick returned the ball to Tennessee, which ran the clock out and sealed the 33-27 loss for the Seahawks.

		Seattle	0	7	7	13	27		
		Tennessee	0	9	21	3	33	Seattle	Tennessee
TEN	2	13:23	Succop 24 FG (11-61, 5:20)					0	3
TEN	2	5:51	Succop 37 FG (12-49, 6:30)					0	6
SEA	2	1:15	Baldwin 4 pass Wilson (Walsh kick) (5-86, 0:49)					7	6
TEN	2	0:00	Succop 47 FG (8-47, 1:15)					7	9
SEA	3	10:09	Carson 10 pass Wilson (Walsh kick) (9-75, 4:51)					14	9
TEN	3	7:34	Matthews 55 pass Mariota (Succop kick) (4-75, 2:35)					14	16
TEN	3	3:50	Smith 24 pass Mariota (Succop kick) (5-54, 2:40)					14	23
TEN	3	1:34	Murray 75 run (Succop kick) (1-75, 0:15)					14	30
SEA	4	13:59	Willson 27 pass Wilson (pass failed) (8-75, 2:35)					20	30
TEN	4	10:00	Succop 35 FG (8-58, 3:59)					20	33
SEA	4	1:50	Richardson 8 pass Wilson (Walsh kick) (12-72, 3:19)					27	33

Att. 69,127

STATISTICS

RUSHING

Seattle	Att	Yds	Avg	LG	TD	Tennessee	Att	Yds	Avg	LG	TD
C. Carson	11	34	3.1	7	0	D. Murray	14	115	8.2	75t	1
R. Wilson	7	26	3.7	11	0	D. Henry	13	54	4.2	25	0
C. Prorise	4	9	2.3	6	0	M. Mariota	7	27	3.9	10	0
						T. Taylor	1	-1	-1.0	-1	0
TOTAL	22	69	3.1	11	0	TOTAL	35	195	5.6	75t	1

PASSING

Seattle	A	C	Yds	SK/YD	TD	LG	INT	RT	Tennessee	A	C	Yds	SK/YD	TD	LG	INT	RT
R. Wilson	49	29	373	1/9	4	46	0	110.3	M. Mariota	32	20	225	0/0	2	55t	0	104.3
TOTAL	49	29	373	1/9	4	46	0	110.3	TOTAL	32	20	225	0/0	2	55t	0	104.3

RECEIVING

Seattle	No	Yds	Avg	LG	TD	Tennessee	No	Yds	Avg	LG	TD
D. Baldwin	10	105	10.5	36	1	R. Matthews	6	87	14.5	55t	1
J. Graham	7	72	10.3	26	0	E. Decker	4	49	12.3	17	0
C. Prorise	3	65	21.7	46	0	D. Walker	4	31	7.8	11	0
L. Willson	3	53	17.7	27t	1	T. Taylor	2	16	8.0	11	0
P. Richardson	2	30	15.0	22	1	J. Smith	1	24	24.0	24t	1
T. Lockett	2	30	15.0	16	0	D. Henry	1	10	10.0	10	0
C. Carson	2	18	9.0	10t	1	D. Murray	1	5	5.0	5	0
						P. Supernaw	1	3	3.0	3	0
TOTAL	29	373	12.9	46	4	TOTAL	20	225	11.3	55t	2

TEAM STATISTICS

	Seattle	Tennessee
Total First Downs	24	21
Third Down Eff.	4-14-29%	4-14-29%
Total Net Yards	433	420
Total Off. Plays	72	67
Avg. per Play	6.0	6.3
Net Yards Rushing	69	195
Total Rushing Plays	22	35
Net Yards Passing	364	225
Times Sacked/Yards Lost	1/9	0/0
Pass Atts-Comps-Ints	49-29-0	32-20-0
Punts-No. and Avg.	8-48.5	6-56.8
Penalties-No. and Yards	11-98	5-45
Fumbles-No. and Lost	3-0	0-0
Touchdowns	4	3
Field Goals Made-Att	0-0	4-4
Time of Possession	27:19	32:41

DEFENSE

Seattle	T	S	A	QB	Yds.	Int.	Yds.	PD	FF	FR
B. Wagner	11	8	3	0.0	0.0	0	0	0	0	0
K. Wright	8	5	3	0.0	0.0	0	0	0	0	0
K. Chancellor	7	7	0	0.0	0.0	0	0	0	0	0
S. Griffin	4	2	2	0.0	0.0	0	0	0	0	0
M. Bennett	3	3	0	0.0	0.0	0	0	0	0	0
Tennessee	T	S	A	QB	Yds.	Int.	Yds.	PD	FF	FR
W. Woodyard	10	8	2	0.0	0.0	0	0	0	0	0
L. Ryan	6	5	1	0.0	0.0	0	0	3	0	0
A. Williamson	6	4	2	0.0	0.0	0	0	0	0	0
K. Byard	6	2	4	0.0	0.0	0	0	1	0	0
J. Casey	5	4	1	0.0	0.0	0	0	0	0	0

Additional Stats: Sacks: E. Walden 1.0.

4



SEATTLE SEAHAWKS 46, INDIANAPOLIS 18

SUNDAY, OCTOBER 1, 2017

CENTURYLINK FIELD



Down 15-10 at the half, the Seattle Seahawks outscored the Indianapolis Colts 36-3 in the second half, and were helped by two defensive scores on their way to a 46-18 victory over the Colts at CenturyLink Field on Sunday Night Football. Seattle scored first with a 44-yd. field goal by Blair Walsh. Russell Wilson was sacked in the end zone for a safety, bringing the score to 3-2. Justin Coleman stepped in at cornerback after Jeremy Lane left the game with a groin injury and intercepted Jacoby Brissett, returning it 28 yards for the TD and the 10-2 Seattle lead. The Colts responded with a Robert Turbin 1-yard TD run, and Brissett hit Donte Moncrief for an 18-yard TD, giving the Colts the 15-10 lead at the half. On the Seahawks opening possession of the second half, Wilson scrambled for a TD from 23 yards out, and converted the two-point try to take the 18-15 lead. Adam Vinatieri tied the game with a 40-yard FG. But then the Seahawks took over as J.D. McKissic scored on a 30-yard run before Bobby Wagner recovered a fumble and returned it 21 yards for a TD, giving Seattle the 32-18 lead after three quarters. Wilson hit Luke Willson on a 6-yard TD in the fourth, then connected with McKissic on a 27-yard TD with 2:22 remaining, giving Seattle the 46-18 victory.

Indianapolis	2	13	3	0	18
Seattle	3	7	22	14	46

					Indianapolis	Seattle
SEA	1	8:59	Walsh 44 FG (7-38, 3:04)		0	3
IND	1	3:33	Wilson sacked in end zone by Hairston for a safety		2	3
SEA	2	12:25	Coleman 28 INT return (Walsh kick)		2	10
IND	2	5:25	Turbin 1 run (pass failed) (12-80, 7:00)		8	10
IND	2	0:25	Moncrief 18 pass Brissett (Vinatieri kick) (9-55, 3:09)		15	10
SEA	3	9:23	Wilson 23 run (Wilson-Baldwin pass) (9-84, 5:37)		15	18
IND	3	4:53	Vinatieri 40 FG (4-2, 0:56)		18	18
SEA	3	2:12	McKissic 30 run (Walsh kick) (6-75, 2:41)		18	25
SEA	3	1:59	Wagner 21 fumble return (Walsh kick)		18	32
SEA	4	11:16	Willson 6 pass Wilson (Walsh kick) (9-74, 4:46)		18	39
SEA	4	2:22	McKissic 27 pass Wilson (Walsh kick) (11-84, 6:56)		18	46
Att. 68,872						

STATISTICS

RUSHING

Indianapolis	Att	Yds	Avg	LG	TD	Seattle	Att	Yds	Avg	LG	TD
F. Gore	12	46	3.8	14	0	E. Lacy	11	52	4.7	19	0
J. Brissett	3	33	11.0	25	0	C. Carson	12	42	3.5	11	0
M. Jones	4	11	2.8	5	0	R. Wilson	4	38	9.5	23t	1
R. Turbin	6	8	1.3	4	1	J. McKissic	4	38	9.5	30t	1
						T. Lockett	2	24	12.0	22	0
TOTAL	25	98	3.9	25	1	TOTAL	33	194	5.9	30	2

PASSING

Indianapolis	A	C	Yds	SK/YD	TD	LG	INT	RT	Seattle	A	C	Yds	SK/YD	TD	LG	INT	RT
J. Brissett	29	16	157	3/18	1	32	1	67.7	R. Wilson	26	21	295	3/12	2	41	2	107.5
TOTAL	29	16	157	3/18	1	32	1	67.7	TOTAL	26	21	295	3/12	2	41	2	107.5

RECEIVING

Indianapolis	No	Yds	Avg	LG	TD	Seattle	No	Yds	Avg	LG	TD
J. Doyle	5	27	5.4	7	0	T. Lockett	4	67	16.8	41	0
F. Gore	3	34	11.3	19	0	J. Graham	4	61	15.3	33	0
T. Hilton	3	30	10.0	13	0	P. Richardson	3	65	21.7	37	0
D. Moncrief	3	30	10.0	18t	1	D. Baldwin	3	35	11.7	27	0
B. Williams	1	32	32.0	32	0	C. Carson	3	24	8.0	9	0
K. Aiken	1	4	4.0	4	0	A. Darboh	2	10	5.0	5	0
						J. McKissic	1	27	27.0	27t	1
						L. Willson	1	6	6.0	6t	1
TOTAL	16	157	9.8	32	1	TOTAL	21	295	14.0	41	2

TEAM STATISTICS

	Indianapolis	Seattle
Total First Downs	16	22
Third Down Eff.	6-14-43%	10-15-67%
Total Net Yards	237	477
Total Off. Plays	57	62
Avg. per Play	4.2	7.7
Net Yards Rushing	98	194
Total Rushing Plays	25	33
Net Yards Passing	139	283
Times Sacked/Yards Lost	3/18	3/12
Pass Atts-Comps-Ints	29-16-1	26-21-2
Punts-No. and Avg.	6-41.7	1-35.0
Penalties-No. and Yards	5-31	6-45
Fumbles-No. and Lost	2-1	0-0
Touchdowns	2	6
Field Goals Made-Att	1-1	1-2
Time of Possession	27:48	32:12

DEFENSE

	T	S	A	QB	Yds.	Int.	Yds.	PD	FF	FR
J. Bostic	12	5	7	0.0	0.0	0	0	0	0	0
M. Farley	10	4	6	0.0	0.0	1	0	1	0	0
J. Sheard	7	5	2	1.0	3.0	0	0	0	0	0
A. Morrison	7	3	4	0.0	0.0	0	0	0	0	0
N. Hairston	6	3	3	1.0	6.0	0	0	0	0	0
Additional Stats: Sacks: J. Hankins 1.0. INT: M. Hooker 1.										
Seattle	T	S	A	QB	Yds.	Int.	Yds.	PD	FF	FR
E. Thomas	7	4	3	0.0	0.0	0	0	1	0	0
B. Wagner	6	4	2	0.5	7.0	0	0	0	0	1
K. Chancellor	5	4	1	0.0	0.0	0	0	0	0	0
S. Griffin	5	3	2	0.0	0.0	0	0	1	0	0
K. Wright	4	3	1	0.0	0.0	0	0	0	0	0
Additional Stats: Sacks: M. Smith 1.5, M. Bennett 0.5, N. Jones 0.5. INT: J. Coleman 1. FF: M. Smith 1.										

5



SEATTLE SEAHAWKS 16, L.A. RAMS 10 SUNDAY, OCTOBER 8, 2017 L.A. MEMORIAL COLISEUM



The Seattle Seahawks forced five turnovers and held the Los Angeles Rams scoreless through the final two and a half quarters in a 16-10 victory in Los Angeles. On the Rams' opening possession, Earl Thomas saved a touchdown by forcing a Todd Gurley fumble, knocking the ball out as he was stretching out for the goal line, as the ball went out of the end zone for a Seahawks touchback. The Rams later scored at the start of the second quarter, when Tavon Austin broke free for a 27-yard TD run. A Greg Zuerlein 35-yd. field goal on the Rams' next possession gave L.A. a 10-0 lead. Seattle scored with 1:55 remaining in the half when Russell Wilson connected with Jimmy Graham on a 4-yd. fade for a TD. After a quick Rams three-and-out, Seattle added a Blair Walsh field goal to even the score at the half at 10-10. A Zuerlein missed field goal led to a Walsh field goal for Seattle in the third quarter to take the 13-10 lead. Jared Goff was intercepted twice in the second half – first by Sheldon Richardson then by Earl Thomas – and a Frank Clark sack of Goff in the fourth quarter led to Walsh's third field goal of the game and a 16-0 lead for Seattle. On the Rams' final drive, the Seahawks defense held firm and forced a turnover on downs at the Seahawks' 20-yard line, securing the 16-0 victory.

	Seattle	0	10	3	3	16		
	L.A. Rams	0	10	0	0	10	Seattle	L.A. Rams
LAR	2	14:13	Austin 27 run (Zuerlein kick) (10-79, 3:57)				0	7
LAR	2	9:29	Zuerlein 35 FG (4-2, 0:56)				0	10
SEA	2	1:55	Graham 4 pass Wilson (Walsh kick) (15-75, 7:34)				7	10
SEA	2	0:00	Walsh 48 FG (9-46, 1:28)				10	10
SEA	3	5:41	Walsh 49 FG (9-43, 4:13)				13	10
SEA	4	1:09	Walsh 35 FG (4-3, 1:37)				16	10
Att. 60,745								

STATISTICS

RUSHING

Seattle	Att	Yds	Avg	LG	TD	L.A. Rams	Att	Yds	Avg	LG	TD
T. Rawls	8	20	2.5	7	0	T. Gurley	14	43	3.1	11	0
E. Lacy	9	19	2.1	6	0	T. Austin	6	27	4.5	27t	1
R. Wilson	5	16	3.2	9	0	J. Goff	1	22	22.0	22	0
T. Lockett	1	7	7.0	7	0	R. Woods	1	8	8.0	8	0
J. McKissic	2	0	0.0	3	0						
TOTAL	25	62	2.5	9	0	TOTAL	22	100	4.5	27t	1

PASSING

Seattle	A	C	Yds	SK/YD	TD	LG	INT	RT	L.A. Rams	A	C	Yds	SK/YD	TD	LG	INT	RT
R. Wilson	37	24	198	3/19	1	21	1	76.2	J. Goff	47	22	288	2/13	0	35	2	48.9
T. McEvoy	1	0	0	0/0	0	0	1	0.0									
TOTAL	38	24	198	3/19	1	21	2	63.3	TOTAL	47	22	288	2/13	0	35	2	48.9

RECEIVING

Seattle	No	Yds	Avg	LG	TD	L.A. Rams	No	Yds	Avg	LG	TD
J. Graham	6	37	6.2	9	1	R. Woods	5	66	13.2	20	0
D. Baldwin	4	37	9.3	15	0	T. Higbee	4	98	24.5	35	0
J. McKissic	3	36	12.0	21	0	C. Kupp	3	44	14.7	19	0
P. Richardson	3	35	11.7	14	0	T. Austin	3	14	4.7	9	0
T. Lockett	3	26	8.7	12	0	M. Brown	2	29	14.5	16	0
T. Rawls	2	15	7.5	14	0	P. Cooper	2	22	11.0	19	0
N. Vannett	2	3	1.5	3	0	T. Gurley	2	7	3.5	6	0
E. Lacy	1	9	9.0	9	0	G. Everett	1	8	8.0	8	0
TOTAL	24	198	8.3	21	1	TOTAL	22	288	13.1	35	0

TEAM STATISTICS

	Seattle	L.A. Rams
Total First Downs	15	21
Third Down Eff.	8-17-47%	8-15-53%
Total Net Yards	241	375
Total Off. Plays	66	71
Avg. per Play	3.7	5.3
Net Yards Rushing	62	100
Total Rushing Plays	25	22
Net Yards Passing	179	275
Times Sacked/Yards Lost	3/19	2/13
Pass Atts-Comps-Ints	38-24-2	47-22-2
Punts-No. and Avg.	6-39.5	3-45.3
Penalties-No. and Yards	7-40	5-45
Fumbles-No. and Lost	0-0	4-3
Touchdowns	1	1
Field Goals Made-Att	3-3	1-2
Time of Possession	31:16	28:44

DEFENSE

Seattle	T	S	A	QB	Yds.	Int.	Yds.	PD	FF	FR
B. Wagner	8	8	0	0.0	0.0	0	0	0	0	0
E. Thomas	7	6	1	0.0	0.0	1	19	1	1	0
S. Griffin	6	6	0	0.0	0.0	0	0	1	0	0
R. Sherman	6	6	0	0.0	0.0	0	0	0	0	0
M. Bennett	4	3	1	1.0	10.0	0	0	0	0	0
Additional Stats: Sacks: F. Clark 1.0. INT: S. Richardson 1. FF: F. Clark 1. FR: S. Richardson 1. N. Thorpe 1.										
L.A. Rams	T	S	A	QB	Yds.	Int.	Yds.	PD	FF	FR
M. Barron	15	12	3	0.0	0.0	0	0	0	0	0
N. Robey	6	5	1	0.0	0.0	0	0	0	0	0
Co. Davis	5	4	1	0.0	0.0	1	0	3	0	0
A. Donald	5	3	2	0.0	0.0	0	0	0	0	0
A. Ogletree	4	3	1	1.0	6.0	0	0	0	0	0
Additional Stats: Sacks: M. Longacre 1.0, R. Quinn 1.0. INT: J. Johnson 1.										

6



SEATTLE SEAHAWKS 24, NEW YORK GIANTS 7 SUNDAY, OCTOBER 22, 2017 METLIFE STADIUM



The Seattle Seahawks defense held the New York Giants to 177 total yards and the Seahawks offense put up 425 yards as the Seahawks won by a score of 24-7 at MetLife Stadium. After a Thomas Rawls fumble in the second quarter, the Giants drove 17 yards in two plays as Eli Manning hit Evan Engram on a 5-yard TD to take a 7-0 lead. The Seahawks scored on a Blair Walsh field goal near the end of the first half to go into halftime down 7-3. In the third quarter, Russell Wilson found Doug Baldwin for a 22-yard TD to take a 10-7 lead. The Giants nearly tied the game but

Aldrick Rosas missed a 47-yard FG attempt. Wilson connected with Paul Richardson on a jump ball in the end zone for a 38-yard TD. Late in the fourth quarter, Wilson hit Jimmy Graham on a 1-yard TD, advancing Seattle's lead to 24-7 with 2:14 remaining. Seattle's defense prevented any further points from the Giants, securing the 24-7 victory.

Seattle	0	3	7	14	24
N.Y. Giants	0	7	0	0	7

					Seattle	N.Y. Giants
NYG	2	11:51	Engram 5 pass Manning (Rosas kick) (2-17, 0:42)		0	7
SEA	2	0:42	Walsh 39 FG (8-49, 1:57)		3	7
SEA	3	7:30	Baldwin 22 pass Wilson (Walsh kick) (4-59, 1:17)		10	7
SEA	4	9:34	Richardson 38 pass Wilson (Walsh kick) (1-38, 0:15)		17	7
SEA	4	2:14	Graham 1 pass Wilson (Walsh kick) (12-50, 5:56)		24	7
Att. 78,527						

STATISTICS

RUSHING

Seattle	Att	Yds	Avg	LG	TD	N.Y. Giants	Att	Yds	Avg	LG	TD
T. Rawls	11	36	3.3	9	0	O. Darkwa	9	35	3.9	7	0
E. Lacy	11	34	3.1	12	0	W. Gallman	5	15	3.0	9	0
T. Lockett	3	15	5.0	6	0	S. Vereen	2	4	2.0	6	0
J. McKissic	3	10	3.3	10	0	T. King	1	-8	-8.0	-8	0
R. Wilson	2	10	5.0	7	0						
A. Davis	1	-1	-1.0	-1	0						
TOTAL	31	104	3.4	12	0	TOTAL	17	46	2.7	9	0

PASSING

Seattle	A	C	Yds	SK/YD	TD	LG	INT	RT	N.Y. Giants	A	C	Yds	SK/YD	TD	LG	INT	RT
R. Wilson	39	27	334	1/13	3	38t	0	121.1	E. Manning	39	19	134	1/3	1	25	0	65.5
TOTAL	39	27	334	1/13	3	38t	0	121.1	TOTAL	39	19	134	1/3	1	25	0	65.5

RECEIVING

Seattle	No	Yds	Avg	LG	TD	N.Y. Giants	No	Yds	Avg	LG	TD
D. Baldwin	9	92	10.2	32	1	E. Engram	6	60	10.0	25	1
T. Lockett	4	29	7.3	14	0	T. Rudolph	3	32	10.7	15	0
J. Graham	3	51	17.0	29	1	O. Darkwa	3	13	4.3	6	0
P. Richardson	2	61	30.5	38t	1	S. Vereen	3	2	0.7	4	0
A. Darboh	2	29	14.5	16	0	W. Gallman	2	14	7.0	10	0
J. McKissic	2	23	11.5	16	0	R. Lewis	1	12	12.0	12	0
T. Rawls	1	16	16.0	16	0	T. King	1	1	1.0	1	0
L. Willson	1	13	13.0	13	0						
N. Vannett	1	12	12.0	12	0						
E. Lacy	1	9	9.0	9	0						
T. Madden	1	-1	-1.0	-1	0						
TOTAL	27	334	12.4	38t	3	TOTAL	19	134	7.1	25	1

TEAM STATISTICS

	Seattle	N.Y. Giants
Total First Downs	26	14
Third Down Eff.	6-13-46%	2-12-17%
Total Net Yards	425	177
Total Off. Plays	71	57
Avg. per Play	6.0	3.1
Net Yards Rushing	104	46
Total Rushing Plays	31	17
Net Yards Passing	321	131
Times Sacked/Yards Lost	1/13	1/3
Pass Atts-Comps-Ints	39-27-0	39-19-0
Punts-No. and Avg.	5-38.0	7-43.4
Penalties-No. and Yards	15-110	7-28
Fumbles-No. and Lost	1-1	1-1
Touchdowns	3	1
Field Goals Made-Att	1-1	0-1
Time of Possession	35:26	24:34

DEFENSE

Seattle	T	S	A	QB	Yds.	Int.	Yds.	PD	FF	FR
K. Wright	11	6	5	0.0	0.0	0	0	0	0	0
B. Wagner	8	6	2	0.0	0.0	0	0	1	0	0
J. Reed	7	7	0	1.0	3.0	0	0	0	1	0
K. Chancellor	6	3	3	0.0	0.0	0	0	0	0	0
J. Coleman	4	4	0	0.0	0.0	0	0	1	0	0

Additional Stats: FR: F. Clark 1.

N.Y. Giants	T	S	A	QB	Yds.	Int.	Yds.	PD	FF	FR
K. Robinson	9	6	3	0.0	0.0	0	0	0	0	0
D. Harrison	7	6	1	0.0	0.0	0	0	0	0	0
E. Apple	6	5	1	0.0	0.0	0	0	2	0	0
D. Kennard	5	4	1	0.0	0.0	0	0	0	0	0
L. Collins	5	4	1	0.0	0.0	0	0	0	0	1

Additional Stats: Sacks: N. Berhe 1.0. FF: A. Moss 1.

The Last Time

OVERTIME GAME

Seattle 6, at Arizona 6 10/23/16

OVERTIME WIN

BY SEAHAWKS: Seattle 26, vs. Denver 20 9/21/14

BY OPPONENTS: at Cincinnati 27, Seattle 24 10/11/15

OVERTIME TIE:

Seattle 6, at Arizona 6 10/23/16

500 TOTAL YARDS

BY SEAHAWKS: 534, vs. Carolina 12/4/16

BY OPPONENTS: 538, vs. Pittsburgh 11/29/15

400 TOTAL YARDS

BY SEAHAWKS: 425, at New York Giants 10/22/17

BY OPPONENTS: 420, at Tennessee 9/24/17

300 YARDS RUSHING (TEAM)

BY SEAHAWKS: 350, vs. New York Giants 11/9/14

BY OPPONENTS: 356, vs. LA Raiders 11/30/87

200 YARDS RUSHING (TEAM)

BY SEAHAWKS: 240, vs. Carolina 12/4/16

BY OPPONENTS: 205, vs. Tampa Bay 11/3/13

400 NET YARDS PASSING (TEAM)

BY SEAHAWKS: 428, at San Diego 12/29/02

BY OPPONENTS: 480, vs. Pittsburgh 11/29/15

300 NET YARDS PASSING (TEAM)

BY SEAHAWKS: 321, at New York Giants 10/22/17

BY OPPONENTS: 304, at New England 11/13/16

50 OR MORE POINTS SCORED

BY SEAHAWKS: 50, at Buffalo (in Toronto) 12/16/12

BY OPPONENTS: 51, at Dallas 11/27/80

40 OR MORE POINTS SCORED

BY SEAHAWKS: 46, vs. Indianapolis 10/1/17

BY OPPONENTS: 40, at San Francisco 12/12/10

30 OR MORE POINTS SCORED

BY SEAHAWKS: 46, vs. Indianapolis 10/1/17

BY OPPONENTS: 33, at Tennessee 9/24/17

SHUTOUT

BY SEAHAWKS: 26-0, vs. Chicago 9/27/15

BY OPPONENTS: 24-0, at Pittsburgh 9/18/11

TWO 100-YARD RUSHERS IN SAME GAME

BY SEAHAWKS: vs. New York Giants 11/9/14

M. Lynch 21-140, R. Wilson 14-107

BY OPPONENTS: at Philadelphia 12/12/76

Tom Sullivan 121, Mike Hogan 104

TWO 100-YARD RECEIVERS IN SAME GAME

BY SEAHAWKS: vs. San Francisco 9/25/16

D. Baldwin 8-164, J. Graham 6-100

BY OPPONENTS: vs. Arizona 11/15/15

L. Fitzgerald 10-130, M. Floyd 7-113

200 YARDS RUSHING

BY SEAHAWKS: 209, T. Rawls vs. San Francisco 11/22/15

BY OPPONENTS: 207, F. Gore at San Francisco 9/20/09

100 YARDS RUSHING

BY SEAHAWKS: 106, T. Rawls vs. Carolina 12/4/16

BY OPPONENTS: 115, D. Murray at Tennessee 9/24/17

30+ CARRIES

BY SEAHAWKS: 30, T. Rawls vs. San Francisco 11/22/15

BY OPPONENTS: 33, D. Johnson at Arizona 10/23/16

400 YARDS PASSING

BY SEAHAWKS: 414, M. Hasselbeck vs. Dallas 12/6/04

BY OPPONENTS: 456, B. Roethlisberger vs. Pit 11/29/15

300 YARDS PASSING

BY SEAHAWKS: 334, R. Wilson at N.Y. Giants 10/22/17

BY OPPONENTS: 311, A. Rodgers at Green Bay 9/10/17

200 YARDS RECEIVING

BY SEAHAWKS: 261, S. Largent at Detroit 10/18/87

BY OPPONENTS: 201, M. Wheaton vs. Pittsburgh 11/29/15

100 YARDS RECEIVING

BY SEAHAWKS: 105, D. Baldwin at Tennessee 9/24/17

BY OPPONENTS: 132, J. Nelson vs. Arizona 12/24/16

10 RECEPTIONS

BY SEAHAWKS: 10-105, D. Baldwin at Tennessee 9/24/17

BY OPPONENTS: 10-162, R. Woods vs. Buffalo 11/7/16

100 YD RUSHER, 300 YD PASSER, 100 YD RECEIVER

BY SEAHAWKS: at Arizona 12/21/14

339 (pass) R. Wilson, 113 (rush) M. Lynch,

113 (rec) D. Baldwin, 139 (rec) L. Willson

BY OPPONENTS: at Houston 9/29/13

355 (pass) M. Schaub, 27-102 (rush) A. Foster,

9-110 (rec) A. Johnson

100 YD RUSHER, 100 YD RECEIVER

BY SEAHAWKS: vs. San Francisco 9/25/16

20-106 (rush) Michael, 8-164 (rec) Baldwin, 6-100 (rec) Graham

BY OPPONENTS: at Houston 9/29/13

27-102 (rush) A. Foster, 9-110 (rec) A. Johnson

TWO 100 YD RECEIVERS, 300 YD PASSER

BY SEAHAWKS: at Arizona 12/21/14

3-139 (rec) Willson, 7-113 (rec) Baldwin, 339 (pass) Wilson

BY OPPONENTS: vs. Arizona 11/15/15

130 (rec) Fitzgerald, 113 (rec) Floyd, 363 (pass) Palmer

100 YD RUSHER, 300 YD PASSER, TWO 100 YD RECEIVERS

BY SEAHAWKS: at Arizona 12/21/14

113 (rush) M. Lynch, 339 (pass) R. Wilson

139 (rec) L. Willson, 113 (rec) D. Baldwin

BY OPPONENTS: at Kansas City 10/29/06

312 (pass) D. Huard, 39-155 (rush) L. Johnson,

6-132 (rec) E. Kennison, 6-116 (rec) T. Gonzalez

FOUR TOUCHDOWNS RUSHING

BY SEAHAWKS: M. Lynch vs. New York Giants 11/9/14

BY OPPONENTS: J. Lewis at Cleveland 11/4/07

THREE TOUCHDOWNS RUSHING

BY SEAHAWKS: M. Lynch (4) vs. New York Giants 11/9/14

BY OPPONENTS: D. Johnson vs. Arizona 12/24/16

TWO TOUCHDOWNS RUSHING

BY SEAHAWKS: T. Rawls vs. Carolina 12/4/16

BY OPPONENTS: S. Draughn at San Francisco 1/1/17

FIVE TOUCHDOWN PASSES

BY SEAHAWKS: R. Wilson at Baltimore 12/13/15

BY OPPONENTS: J. Freeman at Tampa Bay 12/26/10

FOUR TOUCHDOWN PASSES

BY SEAHAWKS: R. Wilson at Tennessee 9/24/17

BY OPPONENTS: J. Freeman (5) at Tampa Bay 12/26/10

THREE TOUCHDOWN PASSES

BY SEAHAWKS: R. Wilson at N.Y. Giants 10/22/17

BY OPPONENTS: A. Rodgers at Green Bay 12/11/16

FOUR TOUCHDOWN RECEPTIONS

BY SEAHAWKS: Daryl Turner at San Diego 9/15/85

BY OPPONENTS: M. Robinson at Baltimore 11/23/03

The Last Time Continued...

THREE TOUCHDOWN RECEPTIONS

BY SEAHAWKS: D. Baldwin at New England 11/13/16
 BY OPPONENTS: A. Gates at San Diego 9/14/14

TWO TOUCHDOWN RECEPTIONS

BY SEAHAWKS: D. Baldwin (3) at New England 11/13/16
 BY OPPONENTS: J. Nelson at Green Bay 12/11/16

PLAYER LED IN BOTH RUSHING AND RECEIVING YDS

BY SEAHAWKS: C. Proise at New England 11/13/16
 66 (rushing), 87 (receiving)
 BY OPPONENTS: F. Gore vs. Indianapolis 10/1/17
 46 (rushing), 34 (receiving)

FIVE FIELD GOALS

BY SEAHAWKS: S. Hauschka vs. Baltimore 11/13/11
 BY OPPONENTS: J. Carney vs. San Diego 9/21/97

FOUR FIELD GOALS

BY SEAHAWKS: S. Hauschka at San Francisco 1/1/17
 BY OPPONENTS: R. Succup at Tennessee 9/24/17

THREE FIELD GOALS

BY SEAHAWKS: B. Walsh at L.A. Rams 10/8/17
 BY OPPONENTS: R. Succup (4) at Tennessee 9/24/17

TWO 50-YARD FIELD GOALS

BY SEAHAWKS: S. Hauschka at Arizona (52 & 52) 1/3/16
 BY OPPONENTS: G. Zuerlein at StL (58 & 60) 9/30/12

SAFETY

BY SEAHAWKS: Holding pen. in end zone, at TB 11/27/16
 BY OPPONENTS: N. Hairston sack in end zone, vs. Ind. 10/1/17

KICKOFF RETURN TOUCHDOWN

BY SEAHAWKS: T. Lockett vs. Chicago, 105 yds. 9/27/15
 BY OPPONENTS: C. Patterson at Minn., 101 yds. 12/6/15

PUNT RETURN TOUCHDOWN

BY SEAHAWKS: T. Lockett at St. Louis, 57 yds. 9/13/15
 BY OPPONENTS: T. Austin at St. Louis, 75 yds. 9/13/15

INTERCEPTION RETURN TOUCHDOWN

BY SEAHAWKS: J. Coleman vs. Indianapolis, 28 yds. 10/1/17
 BY OPPONENTS: C. Munnerlyn at Car, 33 yards 10/7/12

FUMBLE RETURN TOUCHDOWN

BY SEAHAWKS: B. Wagner vs. Indianapolis, 21 yds. 10/1/17
 BY OPPONENTS: A. Ayers vs. St. Louis, 45 yards 12/27/15

BLOCKED PUNT RETURN TOUCHDOWN

BY SEAHAWKS: M. Morgan vs. Dallas, 25 yards 10/12/14
 BY OPPONENTS: B. Butler vs. Oakland, 0 yds. 11/2/14

BLOCKED FIELD GOAL RETURN TOUCHDOWN

BY SEAHAWKS: R. Sherman vs. SF, 90 yards 12/23/12
 BY OPPONENTS: D. Howell at IND, 61 yds. 10/6/13

FOUR INTERCEPTIONS

BY SEAHAWKS: None
 BY OPPONENTS: Deron Cherry vs. Kansas City 9/29/85

THREE INTERCEPTIONS

BY SEAHAWKS: M. Trufant vs. Arizona 12/9/07
 BY OPPONENTS: Deron Cherry (4) vs. Kansas City 9/29/85

TWO INTERCEPTIONS

BY SEAHAWKS: R. Sherman at N.Y. Jets 10/2/16
 BY OPPONENTS: D. Randall at Green Bay 12/11/16

FOUR SACKS

BY SEAHAWKS: C. Clemons vs. Green Bay 9/24/12
 BY OPPONENTS: L. O'Neal vs. San Diego 10/22/95

THREE SACKS

BY SEAHAWKS: M. Bennett (3.5) at San Francisco 10/22/15
 BY OPPONENTS: W. Hayes vs. St. Louis 12/27/15

10+ PUNTS

BY SEAHAWKS: 10, J. Ryan at Chicago 10/17/10
 BY OPPONENTS: 10, P. O'Donnell vs. Chicago 9/27/15

PUNT BLOCKED

BY SEAHAWKS: T. McEvoy at Arizona 10/23/16
 BY OPPONENTS: J. Hughes vs. Buffalo 11/7/16

FIELD GOAL BLOCKED

BY SEAHAWKS: B. Wagner at Arizona 10/23/16
 BY OPPONENTS: R. Gunter vs. Arizona 12/24/16

PAT BLOCKED

BY SEAHAWKS: R. Bryant vs. Washington 11/27/11
 BY OPPONENTS: C. Jones at San Francisco 1/1/17

PAT MISSED

BY SEAHAWKS: B. Walsh vs. San Francisco 9/17/17
 BY OPPONENTS: C. Catanzaro at Arizona 1/3/16

FAKE PAT KICK

BY SEAHAWKS: Feagles vs. Oakland, no good 12/16/00
 BY OPPONENTS: None

FAKE PUNT

BY SEAHAWKS: vs. Los Angeles, successful 12/15/16
 BY OPPONENTS: vs. Los Angeles, unsuccessful 12/15/16

FAKE FIELD GOAL

BY SEAHAWKS: at Washington, successful 10/6/14
 BY OPPONENTS: vs. Pittsburgh, unsuccessful 11/29/15

ON-SIDE KICK

BY SEAHAWKS: at Tennessee, unsuccessful 9/24/17
 BY OPPONENTS: vs. Philadelphia, unsuccessful 11/20/16

TWO POINT CONVERSION

BY SEAHAWKS: vs. Indianapolis, successful 10/1/17
 BY OPPONENTS: vs. Indianapolis, unsuccessful 10/1/17

Drive Chart

Seahawks Drives Ended By...

Date	Teams	Drives	3/Out	TD	FG	FGA	Pnt	Dwn	Trn	Saf	Clk	Points	Pts/Drv	Eff
9/10	Seattle	10	5	0	3	3	6	0	1	0	0	9	0.9	0.300
	at Green Bay	10	1	2	1	1	5	0	1	0	1	17	1.7	0.300
9/17	Seattle	12	5	1	2	2	7	0	0	0	2	12	1.0	0.250
	San Francisco	11	4	0	3	3	7	1	1	0	0	9	0.8	0.273
9/24	Seattle	13	6	4	0	0	8	1	0	0	0	27	2.1	0.308
	at Tennessee	14	6	3	4	4	6	0	0	0	1	33	2.4	0.500
10/1	Seattle	10	1	4	1	2	1	0	2	1	0	32	3.2	0.500
	Indianapolis	12	6	2	1	1	6	0	2	0	1	16	1.3	0.250
10/8	Seattle	13	7	1	3	3	6	0	2	0	1	16	1.2	0.308
	at L.A. Rams	11	4	1	1	2	3	1	4	0	0	10	0.9	0.182
10/22	Seattle	12	3	3	1	1	5	1	1	0	1	24	2.0	0.333
	at N.Y. Giants	12	5	1	0	1	7	1	1	0	1	7	0.6	0.083
10/29	Seattle													
	Houston													
11/5	Seattle													
	Washington													
11/9	Seattle													
	at Arizona													
11/20	Seattle													
	Atlanta													
11/26	Seattle													
	at San Francisco													
12/3	Seattle													
	Philadelphia													
12/10	Seattle													
	at Jacksonville													
12/17	Seattle													
	L.A. Rams													
12/24	Seattle													
	at Dallas													
12/31	Seattle													
	Arizona													
Totals	Seahawks	70	27	13	10	11	33	2	6	1	4	120	1.7	0.329
	Opponents	70	26	9	10	12	34	3	9	0	4	92	1.3	0.271

Drive Breakdown

Seahawks Longest Drives

Most Plays

Date	Opponent	# of Plays	Net Yards	Time	Result
10/22/17	at N.Y. Giants	16	89	8:43	Downs
09/17/17	vs. San Francisco	16	68	6:22	Field Goal
10/08/17	at L.A. Rams	15	75	7:34	Touchdown
09/24/17	at Tennessee	12	72	3:19	Touchdown
10/22/17	at N.Y. Giants	12	50	5:56	Touchdown

Most Net Yards

Date	Opponent	Net Yards	# of Plays	Time	Result
10/22/17	at N.Y. Giants	89	16	8:43	Downs
09/24/17	at Tennessee	86	5	0:49	Touchdown
10/01/17	vs. Indianapolis	84	11	6:56	Touchdown
10/01/17	vs. Indianapolis	84	9	5:37	Touchdown
09/17/17	vs. San Francisco	82	10	4:30	Touchdown

Longest Time of Possession

Date	Opponent	Time	Net Yards	# of Plays	Result
10/22/17	at N.Y. Giants	8:43	89	16	Downs
10/08/17	at L.A. Rams	7:34	75	15	Touchdown
10/01/17	vs. Indianapolis	6:56	84	11	Touchdown
10/22/17	at N.Y. Giants	6:50	33	11	Punt
09/17/17	vs. San Francisco	6:22	68	16	Field Goal

Opponents Longest Drives

Most Plays

Date	Team	# of Plays	Net Yards	Time	Result
10/08/17	at L.A. Rams	13	50	5:06	Missed FG
10/01/17	vs. Indianapolis	12	80	7:00	Touchdown
09/10/17	at Green Bay	12	53	5:37	Field Goal
09/24/17	at Tennessee	12	49	6:30	Field Goal
09/10/17	at Green Bay	12	48	6:17	End of Game

Most Net Yards

Date	Team	Net Yards	# of Plays	Time	Result
10/01/17	vs. Indianapolis	80	12	7:00	Touchdown
10/08/17	at L.A. Rams	79	10	3:57	Touchdown
09/10/17	at Green Bay	75	9	4:03	Touchdown
09/24/17	at Tennessee	75	4	2:35	Touchdown
09/24/17	at Tennessee	75	1	0:15	Touchdown

Longest Time of Possession

Date	Team	Time	Net Yards	# of Plays	Result
10/01/17	vs. Indianapolis	7:00	80	12	Touchdown
09/24/17	at Tennessee	6:30	49	12	Field Goal
09/10/17	at Green Bay	6:19	32	11	Punt
09/10/17	at Green Bay	6:17	48	12	End of Game
09/10/17	at Green Bay	5:37	53	12	Field Goal

Inside 20

Date	Teams	Scores/ Trips	TD	FG/ Att	Points	Int	Fum	Downs	Clock
9/10	Seattle	2 / 2	0	2 / 2	6	0	0	0	0
	at Green Bay	1 / 1	1	0 / 0	7	0	0	0	0
9/17	Seattle	3 / 3	1	2 / 2	12	0	0	0	0
	San Francisco	3 / 3	0	3 / 3	9	0	0	0	0
9/24	Seattle	3 / 4	3	0 / 0	20	0	0	1	0
	at Tennessee	3 / 3	0	3 / 3	9	0	0	0	0
10/1	Seattle	1 / 2	1	0 / 1	7	0	0	0	0
	Indianapolis	2 / 2	2	0 / 0	13	0	0	0	0
10/8	Seattle	2 / 3	1	1 / 1	10	1	0	0	0
	at L.A. Rams	1 / 4	0	1 / 2	3	1	1	0	0
10/22	Seattle	2 / 3	2	0 / 0	14	0	0	1	0
	at N.Y. Giants	1 / 1	1	0 / 0	7	0	0	0	0
10/29	Seattle								
	Houston								
11/5	Seattle								
	Washington								
11/9	Seattle								
	at Arizona								
11/20	Seattle								
	Atlanta								
11/26	Seattle								
	at San Francisco								
12/3	Seattle								
	Philadelphia								
12/10	Seattle								
	at Jacksonville								
12/17	Seattle								
	L.A. Rams								
12/24	Seattle								
	at Dallas								
12/31	Seattle								
	Arizona								
Totals	Seahawks	13 / 17	8	5 / 6	69	1	0	2	0
	Opponents	11 / 14	4	7 / 8	48	1	1	0	0

Third Down Efficiency

Yards to go...

Date	Teams	1	2	3	4	5	6	7	8	9	10+	Total	Pct.
9/10	Seattle	1 / 1	0 / 1	2 / 4	0 / 0	0 / 0	0 / 1	0 / 0	0 / 0	0 / 0	0 / 5	3 / 12	25%
	at Green Bay	0 / 0	2 / 2	0 / 0	3 / 3	1 / 1	0 / 0	0 / 4	0 / 0	0 / 0	3 / 6	9 / 16	56%
9/17	Seattle	1 / 1	2 / 2	0 / 1	0 / 0	0 / 0	2 / 3	1 / 3	1 / 3	0 / 2	1 / 4	8 / 19	42%
	San Francisco	0 / 2	1 / 1	0 / 0	0 / 0	0 / 0	0 / 3	0 / 0	0 / 1	0 / 1	1 / 4	2 / 12	17%
9/24	Seattle	0 / 1	1 / 1	1 / 1	2 / 2	0 / 0	0 / 1	0 / 1	0 / 0	0 / 1	0 / 6	4 / 14	29%
	at Tennessee	0 / 0	1 / 2	1 / 2	0 / 2	1 / 2	0 / 0	0 / 1	0 / 0	0 / 0	1 / 5	4 / 14	29%
10/1	Seattle	1 / 2	3 / 3	1 / 1	1 / 2	0 / 1	0 / 0	0 / 1	2 / 2	1 / 1	1 / 2	10 / 15	67%
	Indianapolis	2 / 2	1 / 2	0 / 2	0 / 1	0 / 0	2 / 2	0 / 0	0 / 2	0 / 1	1 / 3	6 / 14	43%
10/8	Seattle	1 / 1	2 / 3	0 / 1	3 / 3	0 / 0	0 / 1	1 / 3	0 / 0	0 / 0	1 / 5	8 / 17	47%
	at L.A. Rams	0 / 1	1 / 1	0 / 0	2 / 2	0 / 0	0 / 0	0 / 0	2 / 3	0 / 1	3 / 7	8 / 15	53%
10/22	Seattle	0 / 0	0 / 1	0 / 0	3 / 3	1 / 1	1 / 2	0 / 2	1 / 1	0 / 0	0 / 3	6 / 13	46%
	at N.Y. Giants	0 / 1	0 / 1	0 / 0	0 / 1	1 / 2	0 / 1	0 / 0	1 / 2	0 / 0	0 / 4	2 / 12	17%
10/29	Seattle												
	Houston												
11/5	Seattle												
	Washington												
11/9	Seattle												
	at Arizona												
11/20	Seattle												
	Atlanta												
11/26	Seattle												
	at San Francisco												
12/3	Seattle												
	Philadelphia												
12/10	Seattle												
	at Jacksonville												
12/17	Seattle												
	L.A. Rams												
12/24	Seattle												
	at Dallas												
12/31	Seattle												
	Arizona												
Totals	Seahawks	4 / 6	8 / 11	4 / 8	9 / 10	1 / 2	3 / 8	2 / 10	4 / 6	1 / 4	3 / 25	39 / 90	43%
	Opponents	2 / 6	6 / 9	1 / 4	5 / 9	3 / 5	2 / 6	0 / 5	3 / 8	0 / 3	9 / 29	31 / 83	37%

Passer Ratings

Date	Teams	Attempts	Completions	Pct.	Yards	TD	INT	Rating
9/10	Seattle	27	14	52%	158	0	0	69.7
	at Green Bay	42	28	67%	311	1	1	86.5
9/17	Seattle	39	23	59%	198	1	0	80.9
	San Francisco	27	15	56%	99	0	1	48.2
9/24	Seattle	49	29	59%	373	4	0	110.3
	at Tennessee	32	20	63%	225	2	0	104.3
10/1	Seattle	26	21	81%	295	2	2	107.3
	Indianapolis	29	16	55%	157	1	1	67.7
10/8	Seattle	38	24	63%	198	1	2	63.3
	at L.A. Rams	47	22	47%	288	0	2	48.9
10/22	Seattle	39	27	69%	334	3	0	121.1
	at N.Y. Giants	39	19	49%	134	1	0	65.5
10/29	Seattle							
	Houston							
11/5	Seattle							
	Washington							
11/9	Seattle							
	at Arizona							
11/20	Seattle							
	Atlanta							
11/26	Seattle							
	at San Francisco							
12/3	Seattle							
	Philadelphia							
12/10	Seattle							
	at Jacksonville							
12/17	Seattle							
	L.A. Rams							
12/24	Seattle							
	at Dallas							
12/31	Seattle							
	Arizona							
Totals	Seahawks	218	138	63%	1556	11	4	93.8
	Opponents	216	120	56%	1214	5	5	69.9

Superlatives

Overall	4-2	When Leading at Halftime	0-1
Home	2-0	When Trailing at Halftime	2-1
Road	2-2	When Leading After 3 Quarters	3-0
		When Trailing After 3 Quarters	0-2
By Month		When Tied After 3 Quarters	0-2
September	1-2		
October	3-0	When Scoring...	
November	0-0	First	2-1
December	0-0	Less than 20	2-1
January	0-0	20+	2-1
Turf		When Outrushing Opponents	2-1
Artificial	3-0		
Natural	1-2	When + in Time of Possession	4-0
		When - in Time of Possession	0-2
Indoors	0-0	When = in Time of Possession	0-0
Vs. AFC	1-1	When + in Takeaway/Giveaway	2-0
North	0-0	When - in Takeaway/Giveaway	0-0
West	0-0	When = in Takeaway/Giveaway	2-2
East	0-0		
South	1-1	With a 100-Yard Rusher	0-0
		With a 100-Yard Receiver	0-1
Vs. NFC	3-1	With a 300-Yard Passer	1-1
North	0-1		
West	2-0	Versus a 100-Yard Rusher	1-1
East	1-0	Versus a 100-Yard Receiver	0-0
South	0-0	Versus a 300-Yard Passer	0-1

Weekly Team Rankings

NFL

NFC

Week	OFFENSE			DEFENSE			Week	OFFENSE			DEFENSE		
	Total	Rush	Pass	Total	Rush	Pass		Total	Rush	Pass	Total	Rush	Pass
1	25T	14	27	23	16	25	1	14	5	15	12	10	12
2	26	13	29	15	23	10	2	14	3	15	8	12	5
3	15	18T	17	23	30	8	3	10	9T	11	14	15	4
4	10	11	13	14	27	4	4	8	4	10	8	14	1
5	15	15	18	17	26	7	5	10	8	13	8	14	3
6	16	15	16	15	26	9	6	10	9	11	7	15	3
7	13	18	11	8	17T	8	7	9	9	7	4	9T	2
8							8						
9							9						
10							10						
11							11						
12							12						
13							13						
14							14						
15							15						
16							16						
17							17						

T = Tied for position

Italics = Bye week

Individual Highs

SCORING

(non kicker)

POINTS	Seahawks: 12 J. McKissic vs. Indianapolis	10/1
	Opponents: 6 9 Times (Last: E. Ingram at NYG)	10/22

LONGEST TD	Seahawks: 38 P. Richardson at N.Y. Giants	10/22
	Opponents: 75 D. Murray at Tennessee	9/24

RUSHING

ATTEMPTS	Seahawks: 20 C. Carson vs. San Francisco	9/17
	Opponents: 19 T. Montgomery at Green Bay	9/10

YARDS	Seahawks: 93 C. Carson vs. San Francisco	9/17
	Opponents: 115 D. Murray at Tennessee	9/24

LONGEST, NO TD	Seahawks: 22 T. Lockett vs. Indianapolis	10/1
	Opponents: 61 C. Hyde vs. San Francisco	9/17

TOUCHDOWNS	Seahawks: 1 2 Times (Last: J. McKissic vs. Ind)	10/1
	Opponents: 1 4 Times (Last: T. Austin at L.A. Rams)	10/8

LONGEST TD	Seahawks: 30 J. McKissic vs. Indianapolis	10/1
	Opponents: 75 D. Murray at Tennessee	9/24

PASSING

ATTEMPTS	Seahawks: 49 R. Wilson at Tennessee	9/24
	Opponents: 47 J. Goff at L.A. Rams	10/8

COMPLETIONS	Seahawks: 29 R. Wilson at Tennessee	9/24
	Opponents: 28 A. Rodgers at Green Bay	9/10

YARDS	Seahawks: 373 R. Wilson at Tennessee	9/24
	Opponents: 311 A. Rodgers at Green Bay	9/10

COMPLETION PCT.	Seahawks: 80.8 R. Wilson vs. Indianapolis	10/1
	Opponents: 66.7 A. Rodgers at Green Bay	9/10

LONGEST, NO TD	Seahawks: 46 R. Wilson at Tennessee	9/24
	Opponents: 35 J. Goff at L.A. Rams	10/8

PASSER RATING	Seahawks: 121.1 R. Wilson at N.Y. Giants	10/22
	Opponents: 104.3 M. Mariota at Tennessee	9/24

TOUCHDOWNS	Seahawks: 4 R. Wilson at Tennessee	9/24
	Opponents: 2 M. Mariota at Tennessee	9/24

LONGEST TD	Seahawks: 38 R. Wilson at N.Y. Giants	10/22
	Opponents: 55 M. Mariota at Tennessee	9/24

INTERCEPTIONS	Seahawks: 2 R. Wilson vs. Indianapolis	10/1
	Opponents: 2 J. Goff at L.A. Rams	10/8

RECEIVING

RECEPTIONS	Seahawks: 10 D. Baldwin at Tennessee	9/24
	Opponents: 9 R. Cobb at Green Bay	9/10

YARDS	Seahawks: 105 D. Baldwin at Tennessee	9/24
	Opponents: 98 T. Higbee at L.A. Rams	10/8

LONGEST, NO TD	Seahawks: 46 C. Prorise at Tennessee	9/24
	Opponents: 35 T. Higbee at L.A. Rams	10/8

TOUCHDOWNS	Seahawks: 1 11 Times (Last: J. Graham at NYG)	10/22
	Opponents: 1 5 Times (Last: E. Ingram at NYG)	10/22

LONGEST TD	Seahawks: 38 P. Richardson at N.Y. Giants	10/22
	Opponents: 55 R. Matthews at Tennessee	9/24

INTERCEPTIONS

INTERCEPTIONS	Seahawks: 1 5 Times (Last: E. Thomas at L.A. Rams)	10/8
	Opponents: 1 4 Times (Last: J. Johnson at L.A. Rams)	10/8

YARDS	Seahawks: 28 J. Coleman vs. Indianapolis	10/1
	Opponents: 69 J. Johnson at L.A. Rams	10/8

LONGEST	Seahawks: 28 J. Coleman vs. Indianapolis	10/1
	Opponents: 69 J. Johnson at L.A. Rams	10/8

TOUCHDOWNS	Seahawks: 28 J. Coleman vs. Indianapolis	10/1
	Opponents: None	

PUNT RETURNS

RETURNS	Seahawks: 4 T. Lockett at N.Y. Giants	10/22
	Opponents: 5 A. Jackson at Tennessee	9/24

FAIR CATCHES	Seahawks: 4 T. Lockett at Green Bay	9/10
	Opponents: 2 3 Times (Last: E. Eagan at NYG)	10/22

YARDS	Seahawks: 35 T. Lockett at N.Y. Giants	10/22
	Opponents: 51 A. Jackson at Tennessee	9/24

LONGEST	Seahawks: 14 T. Lockett at N.Y. Giants	10/22
	Opponents: 22 A. Jackson at Tennessee	9/24

TOUCHDOWNS	Seahawks: None	
	Opponents: None	

KICKOFF RETURNS

RETURNS	Seahawks: 3 T. Lockett at Green Bay	9/10
	Opponents: 5 Q. Bray vs. Indianapolis	10/1

YARDS	Seahawks: 91 T. Lockett at Green Bay	9/10
	Opponents: 83 Q. Bray vs. Indianapolis	10/1

LONGEST	Seahawks: 43 T. Lockett at Green Bay	9/10
	Opponents: 34 V. Bolden vs. San Francisco	9/17

TOUCHDOWNS	Seahawks: None	
	Opponents: None	

Top Performances

Seattle:

100 Yards Rushing							
Player	Game	Date	Att.	Yds	Avg.	LG	TD
300 Yards Passing							
Player	Game	Date	Att.	Comp.	Yds.	TD	Int
Russell Wilson	at Ten	9/24	49	29	373	4	0
Russell Wilson	at NYG	10/22	39	27	334	3	0
100 Yards Receiving							
Player	Game	Date	No.	Yds.	LG	TD	
Doug Baldwin	at Ten	9/24	10	105	36	1	
Multi-Sack Games							
Player	Game	Date	No.				
Michael Bennett	at GB	9/10	1.5				
Marcus Smith	vs. Ind	10/1	1.5				

Opponents:

100 Yards Rushing							
Player	Game	Date	Att.	Yds	Avg.	LG	TD
DeMarco Murray	at Ten	9/24	14	115	8.2	75t	1
Carlos Hyde	vs. SF	9/17	15	124	8.3	61	0
300 Yards Passing							
Player	Game	Date	Att.	Comp.	Yds.	TD	Int
Aaron Rodgers	at GB	9/10	42	28	311	1	1
100 Yards Receiving							
Player	Game	Date	No.	Yds.	LG	TD	
Multi-Sack Games							
Player	Game	Date	No.				
Mike Daniels	at GB	9/10	1.5				
Nick Perry	at GB	9/10	1.5				

Miscellaneous Statistics

DRIVE ENGINEERING

QB	Drives		Drives Ended By...								POINTS	POINTS	DRIVE
	Started	TD	FG	FGA	Punt	Down	Trn	Saf	Gm	Hlf	Yld	Drive	Eff
R. Wilson	69	13	10	11	33	2	6	1	2	1	120	1.7	0.333
A. Davis	1	0	0	0	0	0	0	0	1	0	0	0.0	0.000
SEATTLE	70	13	10	11	33	2	6	1	3	1	120	1.7	0.329
OPPONENTS	70	9	10	12	34	3	9	0	3	1	92	1.3	0.271

YARDS GAINED BY DOWN

TEAM	1st Down			2nd Down			3rd Down			4th Down			Season		
	Att	Yds	Avg	Att	Yds	Avg	Att	Yds	Avg	Att	Yds	Avg	Att	Yds	Avg
SEATTLE	175	996	5.7	128	623	4.9	90	444	4.9	5	50	10.0	398	2113	5.3
OPPONENTS	163	784	4.8	126	603	4.8	83	442	5.3	2	0	0.0	374	1829	4.9

FIRST DOWN TENDENCIES

TEAM	Rushing			Passing			Overall			Times Gained...			
	Plays	Yds	Avg	Plays	Yds	Avg	Plays	Yds	Avg	10+	5+	0	Neg
SEATTLE	86	280	3.3	89	716	8.0	175	996	5.7	80	84	100	40
OPPONENTS	76	321	4.2	87	463	5.3	163	784	4.8	67	73	105	34

THIRD DOWN EFFICIENCY

TEAM	3rd Down Situation											TOTAL	PCT
	1	2	3	4	5	6	7	8	9	10+			
SEATTLE	4 / 6	8 / 11	4 / 8	9 / 10	1 / 2	3 / 8	2 / 10	4 / 6	1 / 4	3 / 25	39 / 90	43.3%	
OPPONENTS	2 / 6	6 / 9	1 / 4	5 / 9	3 / 5	2 / 6	0 / 5	3 / 8	0 / 3	9 / 29	31 / 83	37.3%	

INSIDE THE 20

	NO	TD	FG	FGA	Int	Fmb	Down	Game	Half	Points
SEATTLE	17	8	5	6	1	0	2	0	0	69
OPPONENTS	14	4	7	8	1	1	0	0	0	48

GOAL-TO-GO

	NO	TD	FG	FGA	Int	Fmb	Down	Game	Half	Points
SEATTLE	10	6	3	3	0	0	1	0	0	51
OPPONENTS	3	3	0	0	0	0	0	0	0	20

TAKEAWAYS / GIVEAWAYS

	NO	Resulting in...	TD	FG	FGA	Saf	Int	Fmb	Punt	Down	Gm	Half	Points
TAKEAWAYS	10		3	3	3	0	1	0	3	0	0	0	30
	NO	Resulting in...	TD	FG	FGA	Saf	Int	Fmb	Punt	Down	Gm	Half	Points
GIVEAWAYS	6		3	1	1	0	0	0	0	0	0	0	34

KICKOFF ANALYSIS

	Total	Return	Touchback	Squib	Onside	Out-of-Bounds	FC	Avg Opp Start
B. Walsh	28	12	15	0	1	1	0	24.1
J. Ryan	1	1	0	0	0	0	0	36.0
TOTAL	29	13	15	0	1	1	0	24.6
OPPONENTS	24	9	15	0	0	0	0	24.4

Takeaways/Giveaways

Date	Opponent	Takeaways		Giveaways		+/-
		Fumbles	Interceptions	Fumbles	Interceptions	
9/10	at Green Bay	0	1	1	0	0
9/17	San Francisco	0	1	0	0	1
9/24	at Tennessee	0	0	0	0	0
10/1	Indianapolis	1	1	0	2	0
10/8	at L.A. Rams	3	2	0	2	3
10/22	at N.Y. Giants	1	0	1	0	0
10/29	Houston					
11/5	Washington					
11/9	at Arizona					
11/20	Atlanta					
11/26	at San Francisco					
12/3	Philadelphia					
12/10	at Jacksonville					
12/17	L.A. Rams					
12/24	at Dallas					
12/31	Arizona					
Totals		5	5	2	4	4

Longest Plays

Passes 20+ Yards <i>(Top 5 in bold)</i>		TOP 5	Runs 10+ Yards <i>(Top 5 in bold)</i>	
9/10 at Green Bay		Passes	9/10 at Green Bay	
Russell Wilson to Doug Baldwin	34	46	Chris Carson	30
Russell Wilson to Paul Richardson	28	41	Russell Wilson	29
		38t	Russell Wilson	11
9/17 vs. San Francisco		37		
Russell Wilson to Tyler Lockett	22	36	9/17 vs. San Francisco	
			Chris Carson	16
9/24 at Tennessee			Chris Carson	14
Russell Wilson to C.J. Prosis	46		Chris Carson	12
Russell Wilson to Doug Baldwin	36	Runs	Russell Wilson	11
Russell Wilson to Luke Willson	27t	30		
Russell Wilson to Jimmy Graham	26	30	9/24 at Tennessee	
Russell Wilson to Paul Richardson	22	29	Russell Wilson	11
		23		
10/1 vs. Indianapolis		22	10/1 vs. Indianapolis	
Russell Wilson to Tyler Lockett	41	19	J.D. McKissic	30t
Russell Wilson to Paul Richardson	37		Russell Wilson	23t
Russell Wilson to Jimmy Graham	33		Tyler Lockett	22
Russell Wilson to Doug Baldwin	27		Eddie Lacy	19
Russell Wilson to J.D. McKissic	27t			
Russell Wilson to Paul Richardson	21		10/8 at Los Angeles Rams	
10/8 at Los Angeles Rams			10/22 at New York Giants	
Russell Wilson to J.D. McKissic	21		Eddie Lacy	12
			J.D. McKissic	10
10/22 at New York Giants				
Russell Wilson to Paul Richardson	38t			
Russell Wilson to Doug Baldwin	32			
Russell Wilson to Jimmy Graham	29			
Russell Wilson to Paul Richardson	23			
Russell Wilson to Doug Baldwin	22t			
Russell Wilson to Jimmy Graham	21			



75

ODAY ABOUSHI

GUARD/TACKLE


Height	6-5
Weight	315
College	Virginia
Seasons	NFL 5th, Seahawks 1st
Born	June 5, 1991
Hometown	Brooklyn, N.Y.
Pronunciation	OH-day ah-BOO-shee

ABOUSHI'S 2017 SEASON

at **GB (9/10)**: Saw limited action on special teams. **SF (9/17)**: Inactive. at **Ten (9/24)**: Made first start of the season at RG. **Indy (10/1)**: Started at RG and helped lead team to 477 total yards, including a season high 194 rushing yards.

ABOUSHI'S NFL RECORD

Year	Team	—	GP/GS	Postseason
2013	N.Y. Jets	—	0/0	
2014	N.Y. Jets	—	15/10	
2015	N.Y. Jets	—	0/0	
	Houston	—	7/5	0/0
2016	Houston	—	4/3	2/0
2017	Seattle	—	5/4	
NFL TOTALS		—	31/22	2/0



58

D.J. ALEXANDER

LINEBACKER

Height	6-2
Weight	233
College	Oregon State
Seasons	NFL 3rd, Seahawks 1st
Born	September 30, 1991
Hometown	Long Beach, Calif.

ALEXANDER'S 2017 SEASON

at **GB (9/10)**: Saw action on special teams and had one tackle. **SF (9/17)**: Saw action on special teams. at **Ten (9/24)**: Inactive (hamstring). **Indy (10/1)**: Saw action on special teams. at **LA Rams (10/8)**: Saw action on special teams. at **NYG (10/22)**: Saw action on special teams and deflected a punt that only netted 16 yards.

ALEXANDER'S 2017 GAME-BY-GAME

Game	G/S	T	S	A	QB	Yds.	QH	Int.	Yds.	PD	FF	FR	Yds.
Games 1-2	2/0	Special Teams Only											
at Ten	0/0	Inactive (hamstring)											
Indy	1/0	Special Teams Only											
at LA	1/0	Special Teams Only											
at NYG	1/0	Special Teams Only											
Totals	5/0	0	0	0	0.0	0.0	0	0	0	0	0	0	0

Special Teams Tackles: 1

ALEXANDER'S NFL RECORD

Club	G/S	Tackles			Sacks		Interceptions									
		Tkl	So	Ast	QB	Yds	No	Yds	Avg	LG	TD	PD	FF	FR	Yds	
2015 K.C.	16/0	2	1	1	0.0	0.0	0	0	0.0	0	0	0	0	0	0	0
2016 K.C.	16/1	5	5	0	0.0	0.0	0	0	0.0	0	0	0	1	0	0	
2017 Seattle	5/0	0	0	0	0.0	0.0	0	0	0.0	0	0	0	0	0	0	
NFL TOTALS	37/1	7	6	1	0.0	0.0	0	0	0.0	0	0	0	1	0	0	

POSTSEASON

Club	G/S	Tackles			Sacks		Interceptions								
		Tkl	So	Ast	QB	Yds	No	Yds	Avg	LG	TD	PD	FF	FR	Yds
2015 K.C.	2/0	0	0	0	0.0	0.0	0	0	0.0	0	0	0	0	0	0
2016 K.C.	1/0	0	0	0	0.0	0.0	0	0	0.0	0	0	0	0	0	0
NFL TOTALS	3/0	0	0	0	0.0	0.0	0	0	0.0	0	0	0	0	0	0

ALEXANDER'S SINGLE-GAME HIGHS

Tackles: 4 vs. Tennessee (12/18/16)

FF: 1 vs. Jacksonville (11/6/16)

Sacks: None

FR: None

INT: None

ADDITIONAL STATS

Special Teams Tackles: 2015 (1), 2016 (12), 2017 (1); **Career:** (24).

Postseason Special Teams Tackles: 2015 (1), 2016 (0); **Career:** (1).



56

CLIFF AVRIL

DEFENSIVE END

Height 6-3

Weight 260

College Purdue

Seasons NFL 10th, Seahawks 5th

Born April 8, 1986

Hometown Green Cove Springs, Fla.

AVRIL'S 2017 SEASON

Placed on injured reserve (neck) October 20. **at GB (9/10):** Collected a sack and two QB hits. **Indy (10/1):** Left the game with a neck injury and did not return. **at LA (10/8):** Inactive (neck).

AVRIL'S 2017 GAME-BY-GAME

Game	G/S	T	S	A	QB	Yds.	QH	Int.	Yds.	PD	FF	FR	Yds.
at GB (9/10)	1/1	1	1	0	1.0	6.0	2	0	0	0	0	0	0
SF (9/17)	1/1	0	0	0	0.0	0.0	0	0	0	0	0	0	0
at Ten (9/24)	1/1	1	1	0	0.0	0.0	0	0	0	0	0	0	0
Indy (10/1)	1/1	0	0	0	0.0	0.0	0	0	0	0	0	0	0
at LA (10/8)		Inactive (neck)											
Totals	4/4	2	2	0	1.0	6.0	2	0	0	0	0	0	0

AVRIL'S NFL RECORD

Club	G/S	Tackles			Sacks		Interceptions								
		Tkl	So	Ast	QB	Yds	No	Yds	Avg	LG	TD	PD	FF	FR	Yds
2008 Detroit	15/4	22	17	5	5.0	30.0	0	0	0.0	0	0	0	4	1	10
2009 Detroit	13/11	40	26	14	5.5	37.5	0	0	0.0	0	0	3	3	0	0
2010 Detroit	13/13	31	22	9	8.5	61.0	0	0	0.0	0	0	5	1	1	10
2011 Detroit	16/16	36	29	7	11.0	92.0	1	4	4.0	4t	1	4	6	3	24
2012 Detroit	16/16	34	27	7	9.5	67.0	0	0	0.0	0	0	1	2	0	0
2013 Seattle	15/2	20	14	6	8.0	43.5	0	0	0.0	0	0	4	5	1	0
2014 Seattle	16/16	23	16	7	5.0	28.5	0	0	0.0	0	0	1	1	1	0
2015 Seattle	16/16	47	31	16	9.0	64.0	0	0	0.0	0	0	7	2	0	0
2016 Seattle	16/16	39	20	19	11.5	83.5	0	0	0.0	0	0	3	5	0	0
2017 Seattle	4/4	2	2	0	1.0	6.0	0	0	0.0	0	0	0	0	0	0
NFL TOTALS	140/114	294	204	90	74.0	516.0	1	4	4.0	4t	1	28	29	7	44

POSTSEASON

Club	G/S	Tackles			Sacks		Interceptions								
		Tkl	So	Ast	QB	Yds	No	Yds	Avg	LG	TD	PD	FF	FR	Yds
2011 Detroit	1/1	2	1	1	0.5	3.0	0	0	0.0	0	0	0	0	0	0
2013 Seattle	3/1	5	4	1	1.5	10.0	0	0	0.0	0	0	3	2	0	0
2014 Seattle	3/3	7	5	2	2.0	15.0	0	0	0.0	0	0	0	0	0	0
2015 Seattle	2/2	8	7	1	1.0	6.0	0	0	0.0	0	0	0	0	0	0
2016 Seattle	2/2	4	4	0	2.0	16.0	0	0	0.0	0	0	0	0	0	0
NFL TOTALS	11/9	26	21	5	7.0	50.0	0	0	0.0	0	0	3	2	0	0

AVRIL'S SINGLE-GAME HIGHS

Tackles: 8, vs. Minnesota (12/12/11) **FF:** 2, at Denver (10/30/11)
Sacks: 3.0, vs. Chicago (12/5/10) **FR:** 1, 7 Times, Last at Carolina (10/26/14)
INT: 1, vs. San Diego (12/24/11) **FR TD:** 1, at Denver (10/30/11)
INT TD: 1, vs. San Diego (12/24/11)

ADDITIONAL STATS

Special Teams Tackles: 2008 (1), 2009 (1), 2010 (1); **Career:** (3).



89

DOUG BALDWIN

WIDE RECEIVER

Height 5-10
Weight 192
College Stanford
Seasons NFL 7th, Seahawks 7th
Born September 21, 1988
Hometown Gulf Breeze, Fla.

BALDWIN'S 2017 SEASON

at GB (9/10): Led team with 63 yards and tied team high with four receptions. Had a key 34-yard reception with under 1:00 to play in the first half that helped set up the game's first score. **SF (9/17):** Tied for team lead with six receptions. **at Ten (9/24):** Set a season high with 10 receptions totaling 105 yards and a TD. Left the game in the second half with a groin injury. **Indy (10/1):** Battled through a groin injury during the week and started the game totaling three receptions for 35 yards. **at NYG (10/22):** Led team with nine receptions and 92 yards with a TD.

2017	Opponent	No	Yds	Avg	LG	TD
09/10	at Green Bay	4	63	15.8	34	0
09/17	San Francisco	6	44	7.3	18	0
09/24	at Tennessee	10	105	10.5	36	1
10/01	Indianapolis	3	35	11.7	27	0
10/08	at L.A. Rams	4	37	9.3	15	0
10/22	at N.Y. Giants	9	92	10.2	32	1
TOTALS (6/6)		36	376	10.4	36	2

BALDWIN'S NFL RECORD

	Club	G/S	Receiving					Rushing				
			No	Yds	Avg	LG	TD	Att	Yds	Avg	LG	TD
2011	Seattle	16/1	51	788	15.5	55t	4	1	-2	-2.0	-2	0
2012	Seattle	14/4	29	366	12.6	50	3	0	0	0.0	0	0
2013	Seattle	16/9	50	778	15.6	52	5	2	6	3.0	0	0
2014	Seattle	16/16	66	825	12.5	49	3	1	8	8.0	8	0
2015	Seattle	16/16	78	1,069	13.7	80t	14	0	0	0.0	0	0
2016	Seattle	16/15	94	1,128	12.0	59	7	3	2	0.7	4	0
2017	Seattle	6/6	36	376	10.4	36	2	1	-3	-3.0	-3	0
NFL TOTALS		100/67	404	5,330	13.2	80t	38	8	11	1.4	8	0

POSTSEASON

	Club	G/S	Receiving					Rushing				
			No	Yds	Avg	LG	TD	Att	Yds	Avg	LG	TD
2012	Seattle	2/0	3	45	15.0	33	0	0	0	0.0	0	0
2013	Seattle	3/2	13	202	15.5	51	1	0	0	0.0	0	0
2014	Seattle	3/3	10	147	14.7	35	2	1	0	0.0	0	0
2015	Seattle	2/2	13	124	9.5	22	1	0	0	0.0	0	0
2016	Seattle	2/1	16	184	11.5	42	2	2	7	3.5	6	0
NFL TOTALS		12/8	55	702	12.8	51	6	2	6	3.0	6	0

BALDWIN'S SINGLE-GAME HIGHS

Most Receptions: 13, at Arizona (9/24/16) **Most Receiving Yards:** 171, at Arizona (9/24/16)
Longest Reception: 80t, vs. Pittsburgh (11/29/15) **Most Touchdowns:** 3, 2 Times, Last at Balt (12/13/15)

ADDITIONAL STATS

Special Teams: 2011: Blocked punt (1 vs. St. Louis 12/12/11); Kickoff returns (1 for 37 yards vs. St. Louis 12/12/11). **2012:** Tackles 1. Kickoff returns (1 for 3 yards at Carolina 10/7/12). **2013:** Kickoff returns (2 for 57 yards - long 37 - vs. Arizona 12/22/13). **2014:** Kickoff returns (5 for 81 yards - 16.2 avg. - 24 long); Punt returns (6 for 42 yards - 7.0 avg. - 38 long); Blocked punt (1 vs. Dallas 10/12/14). **Passing: 2016:** 1-1 for 15 yards and a TD; **Career:** 1-1 for 15 yards and a TD.
Postseason Special Teams: 2014: Tackles 1. Kickoff returns (3 for 58 yards - 19.3 avg. - 28 long).

BALDWIN'S GAME-BY-GAME RECEIVING

2011	Opponent	No	Yds	Avg	LG	TD	2012	Opponent	No	Yds	Avg	LG	TD
9/11	at San Francisco	4	83	20.8	55t	1	9/9	at Arizona	2	5	2.5	4	0
9/18	at Pittsburgh	1	4	4.0	4	0	9/16	Dallas	1	8	8.0	8	0
9/25	Arizona	2	23	11.5	20	0	9/24	GB	Inactive (shoulder)				
10/2	Atlanta	5	84	16.8	30	0	9/30	at St. Louis	1	10	10.0	10	0
10/9	at NY Giants	8	136	17.0	27t	1	10/7	at Carolina	3	37	12.3	19	0
10/23	at Cleveland	0	0	0.0	0	0	10/14	New England	2	74	37.0	50	1
10/20	Cincinnati	5	73	14.6	31	0	10/18	at San Francisco	2	15	7.5	8	0
11/6	at Dallas	3	31	10.3	25	0	10/28	at Detroit	Inactive (ankle)				
11/13	Baltimore	1	50	50.0	50	0	11/4	Minnesota	1	6	6.0	6	0
11/20	at St. Louis	3	60	20.0	35	0	11/11	N.Y. Jets	3	42	14.0	18	0
11/27	Washington	5	60	12.0	24	0	11/25	at Miami	1	14	14.0	14	0
12/1	Philadelphia	1	21	21.0	21	0	12/2	at Chicago	4	46	11.5	20	0
12/12	St. Louis	7	93	13.3	29t	1	12/9	Arizona	2	29	14.5	27	0
12/18	at Chicago	1	13	13.0	13	0	12/16	at Buffalo	1	8	8.0	8	0
12/24	San Francisco	2	17	8.5	13t	1	12/23	San Francisco	4	53	13.3	43	2
1/1	at Arizona	3	40	13.3	21	0	12/30	St. Louis	2	19	9.5	12	0
TOTALS (16/1)		51	788	15.5	55t	4	TOTALS (14/4)		29	366	12.6	50	3
	1/6 at Washington	2	39	19.5	33	0		1/13 at Atlanta	1	6	6.0	6	0
	PLAYOFF TOTALS (2/0)		3	45	15.0	33	0						

2013	Opponent	No	Yds	Avg	LG	TD	2014	Opponent	No	Yds	Avg	LG	TD
9/8	at Carolina	7	91	13.0	25	0	9/4	Green Bay	3	14	4.7	6	0
9/15	San Francisco	1	51	51.0	51	0	9/14	at San Diego	3	35	11.7	16	0
9/22	Jacksonville	1	35	35.0	35t	1	9/21	Denver	4	56	14.0	16	0
9/29	at Houston	3	39	13.0	24	0	10/6	at Washington	4	50	12.5	20	0
10/6	at Indianapolis	5	80	16.0	27	0	10/12	Dallas	2	32	16.0	20	0
10/13	Tennessee	4	48	12.0	28	0	10/19	at St. Louis	7	123	17.6	49	1
10/17	at Arizona	1	16	16.0	16	0	10/26	at Carolina	6	61	10.2	18	0
10/28	at St. Louis	1	12	12.0	12	0	11/2	Oakland	5	38	7.6	20	0
11/3	Tampa Bay	6	75	12.5	28	1	11/9	N.Y. Giants	4	31	7.8	14	0
11/10	at Atlanta	5	76	15.2	30	0	11/16	at Kansas City	6	45	7.5	23	1
11/17	Minnesota	2	63	31.5	44	1	11/23	Arizona	2	6	3.0	3	0
12/2	New Orleans	4	77	19.3	52	1	11/27	at San Francisco	2	28	14.0	24	0
12/8	at San Francisco	3	36	12.0	14	0	12/7	at Philadelphia	5	97	19.4	25	1
12/15	at N.Y. Giants	6	71	11.8	25	1	12/14	San Francisco	3	53	17.7	35	0
12/22	Arizona	1	8	8.0	8	0	12/21	at Arizona	7	113	16.1	49	0
12/29	St. Louis	0	0	0.0	0	0	12/28	St. Louis	3	43	14.3	38	0
TOTALS (16/9)		50	778	15.6	52	5	TOTALS (16/16)		66	825	12.5	49	3
1/11	New Orleans	2	30	15.0	24	0	1/10	Carolina	3	38	12.7	16t	1
1/19	San Francisco	6	106	17.7	51	0	1/18	Green Bay	6	106	17.7	35	0
2/2	Denver	5	66	13.2	37	1	2/1	New England	1	3	3.0	3t	1
PLAYOFF TOTALS (3/2)		13	202	15.5	51	1	PLAYOFF TOTALS (3/3)		10	147	14.7	35	2

2015	Opponent	No	Yds	Avg	LG	TD	2016	Opponent	No	Yds	Avg	LG	TD
9/13	at St. Louis	7	35	5.0	8	0	9/11	Miami	9	92	10.2	22	1
9/20	at Green Bay	7	92	13.1	32	1	9/18	at L.A. Rams	3	20	6.7	8	0
9/27	Chicago	3	35	11.7	22	0	9/25	San Francisco	8	164	20.5	59	1
10/5	Detroit	3	36	12.0	24t	1	10/2	at N.Y. Jets	4	54	13.5	38	0
10/11	at Cincinnati	3	70	23.3	46	0	10/16	Atlanta	4	31	7.8	11	0
10/18	Carolina	3	23	7.7	14	0	10/23	at Arizona	6	69	11.5	27	0
10/22	at San Francisco	2	19	9.5	15	0	10/30	at New Orleans	4	51	12.8	27	0
11/1	at Dallas	3	35	11.7	15	0	11/7	Buffalo	6	89	14.8	50	0
11/15	Arizona	7	134	19.1	33	1	11/13	at New England	6	59	9.8	18t	3
11/22	San Francisco	6	60	10.0	21	0	11/20	Philadelphia	4	104	26.0	44	0
11/29	Pittsburgh	6	145	24.2	80t	3	11/27	at Tampa Bay	7	34	4.9	12	0
12/6	at Minnesota	5	94	18.8	53t	2	12/4	Carolina	7	65	9.3	29	0
12/13	at Baltimore	6	82	13.7	22t	3	12/11	at Green Bay	6	46	7.7	10	0
12/20	Cleveland	4	45	11.3	27	2	12/15	L.A. Rams	5	35	7.0	17	1
12/27	St. Louis	8	118	14.8	28	1	12/24	Arizona	13	171	13.2	42t	1
1/3	at Arizona	5	46	9.2	15	0	1/1	at San Francisco	2	44	22.0	41	0
TOTALS (16/16)		78	1,069	13.7	80t	14	TOTALS (16/15)		94	1,128	12.0	59	7
1/10	at Minnesota	5	42	8.4	22	1	1/7	Detroit	11	104	9.5	42	1
1/17	at Carolina	8	82	10.3	20	0	1/14	at Atlanta	5	80	16.0	31t	1
PLAYOFF TOTALS (2/2)		13	124	9.5	22	1	TOTALS (2/1)		16	184	11.5	42	2



47

DAVID BASS

DEFENSIVE END

Height	6-4
Weight	267
College	Missouri Western State
Seasons	NFL 5th, Seahawks 1st
Born	September 11, 1990
Hometown	St. Louis, Mo.

BASS' 2017 SEASON

Waived on September 19. **at GB (9/10):** Assisted on one tackle in Seahawks debut.

BASS' 2017 GAME-BY-GAME

Game	G/S	T	S	A	QB	Yds.	QH	Int.	Yds.	PD	FF	FR	Yds.
at GB (9/10)	1/0	1	0	1	0.0	0.0	0	0	0	0	0	0	0
SF (9/17)	1/0	0	0	0	0.0	0.0	0	0	0	0	0	0	0
Totals	2/0	1	0	1	0.0	0.0	0	0	0	0	0	0	0

BASS' NFL RECORD

Club	G/S	Tackles			Sacks		Interceptions								
		Tkl	So	Ast	QB	Yds	No	Yds	Avg	LG	TD	PD	FF	FR	Yds
2013 Chicago	12/1	23	9	14	1.0	9.0	1	24	24.0	24t	1	2	0	0	0
2014 Chicago	8/1	9	5	4	3.0	34.0	0	0	0.0	0	0	0	1	0	0
2015 Tennessee	16/7	42	23	19	1.5	11.5	1	8	8.0	8	0	5	0	2	0
2016 Tennessee	13/0	16	8	8	0.0	0.0	0	0	0.0	0	0	0	0	0	0
2017 Seattle	2/0	1	0	1	0.0	0.0	0	0	0.0	0	0	0	0	0	0
NFL TOTALS	51/9	91	45	46	5.5	54.5	2	32	16.0	24t	1	7	1	2	0

BASS' SINGLE-GAME HIGHS

Tackles: 7, at Indianapolis (1/3/15) **FF:** 1, vs. Tampa Bay (11/23/14)
Sacks: 1.0, 5 Times, Last at Indianapolis (1/3/15) **FR:** 1, 2 Times, Last vs. Houston (12/27/15)
INT: 1, 2 Times, Last vs. Atlanta (10/25/15)
INT TD: 1, vs. Baltimore (11/17/13)

ADDITIONAL STATS

Special Teams Tackles: 2015 (8), 2016 (6); **Career:** (14).



79

ISAIAH BATTLE

TACKLE

Height	6-7
Weight	290
College	Clemson
Seasons	NFL 3rd, Seahawks 1st
Born	February 10, 1993
Hometown	Brooklyn, N.Y.

BATTLE'S 2017 SEASON

NFL TRANSACTIONS:

07/09/15: Drafted by St. Louis Rams in the Supplemental Draft in 2015
 09/05/15: Waived by St. Louis
 09/07/15: Signed to St. Louis PS
 11/17/15: Signed by St. Louis as FA
 09/03/16: Waived by L.A. Rams
 09/04/16: Signed with L.A. Rams PS
 01/03/17: Signed reserve/future contract with Kansas City
 02/06/17: Activated from reserve by Kansas City
 09/02/17: Traded to Seattle

NFL CAREER HIGHLIGHTS:

- Originally entered the NFL as a fifth-round pick of the NFL's Supplemental Draft with the St. Louis Rams in 2015.
- Second-year offensive lineman enters his first season with the Seahawks in 2017. Was inactive for seven games in 2015 with the Rams and spent 12 weeks in 2016 on the Rams' practice squad.

COLLEGE: A standout at Clemson University, Battle tallied 32 knockdowns in 1,336 snaps across 27 games (15 starts). Finished Clemson career rank-

ing eighth all-time in snaps by an offensive tackle. Named preseason fourth-team All-ACC by Athlon prior to Junior season. Two-time letter recipient.

PERSONAL: Attended Blue Ridge (Va.) High School, where he collected several accolades as a senior: was a two-time first-team all-state selection, first-team All-Virginia Independent Conference selection and was named all-conference as an offensive and defensive lineman. Also competed in basketball as a prep at Fork Union Military Academy and Blue Ridge High School. Majored in parks, recreation & tourism management at Clemson. Born February 10, 1993. Native of Brooklyn N.Y.

BATTLE'S NFL RECORD

Year	Team	GP/GS	Postseason
2015	St. Louis	0/0	0/0
2016	LA Rams	0/0	0/0
2017	Seattle	0/0	0/0
NFL TOTALS		0/0	0/0

BATTLE'S 2017 SEASON

at GB (9/10): Inactive. **SF (9/17):** Inactive. **at Ten (9/24):** Inactive. **Indy (10/1):** Inactive. **at LA (10/8):** Inactive. **at NYG (10/22):** Inactive.



72

MICHAEL BENNETT

DEFENSIVE END

Height 6-4
Weight 274
College Texas A&M
Seasons NFL 9th, Seahawks 5th
Born November 13, 1985
Hometown Alief, Texas

BENNETT'S 2017 SEASON

at GB (9/10): Led team with 1.5 sacks and had three total tackles. **SF (9/17):** Had three tackles, including a sack and pass defended. **at Ten (9/24):** Had three solo stops, all for loss. **Indy (10/1):** Assisted on two tackles, including a sack. Had three QB hits. **at LA (10/8):** Had a sack and two QB hits. **at NYG (10/22):** Had two QB hits.

BENNETT'S 2017 GAME-BY-GAME

Game	G/S	T	S	A	QB	Yds.	QH	Int.	Yds.	PD	FF	FR	Yds.
at GB (9/10)	1/1	3	2	1	1.5	9.5	2	0	0	0	0	0	0
SF (9/17)	1/1	3	2	1	1.0	4.0	2	0	0	1	0	0	0
at Ten (9/24)	1/1	3	3	0	0.0	0.0	0	0	0	0	0	0	0
Indy (10/1)	1/1	2	0	2	0.5	7.0	3	0	0	0	0	0	0
at LA (10/8)	1/1	4	3	1	1.0	10.0	2	0	0	0	0	0	0
at NYG (10/22)	1/1	0	0	0	0.0	0.0	2	0	0	0	0	0	0
Totals	6/6	15	10	5	4.0	30.5	11	0	0	1	0	0	0

BENNETT'S NFL RECORD

Club	G/S	Tackles			Sacks		Interceptions									
		Tkl	So	Ast	QB	Yds	No	Yds	Avg	LG	TD	PD	FF	FR	Yds	
2009 Tampa Bay	7/0	5	4	1	1.0	5.0	0	0	0.0	0	0	0	0	0	0	0
2010 Tampa Bay	13/2	21	14	7	1.0	2.0	0	0	0.0	0	0	0	0	0	0	0
2011 Tampa Bay	14/10	47	32	15	4.0	25.0	0	0	0.0	0	0	0	0	1	2	0
2012 Tampa Bay	16/16	41	34	7	9.0	57.0	0	0	0.0	0	0	2	3	0	0	0
2013 Seattle	16/3	31	17	14	8.5	59.5	0	0	0.0	0	0	0	1	1	22	0
2014 Seattle	16/16	39	27	12	7.0	38.0	0	0	0.0	0	0	0	1	0	0	0
2015 Seattle	16/16	52	33	19	10.0	61.0	0	0	0.0	0	0	0	2	0	0	0
2016 Seattle	11/11	34	23	11	5.0	40.0	0	0	0.0	0	0	0	0	0	0	0
2017 Seattle	6/6	15	10	5	4.0	30.5	0	0	0.0	0	0	1	0	0	0	0
NFL TOTALS	115/80	285	194	91	49.5	318.0	0	0	0.0	0	0	3	8	3	22	0

POSTSEASON

Club	G/S	Tackles			Sacks		Interceptions									
		Tkl	So	Ast	QB	Yds	No	Yds	Avg	LG	TD	PD	FF	FR	Yds	
2013 Seattle	3/1	11	6	5	1.5	4.0	0	0	0.0	0	0	0	2	2	17	0
2014 Seattle	3/3	9	5	4	0.0	0.0	0	0	0.0	0	0	0	0	0	0	0
2015 Seattle	2/2	10	7	3	0.0	0.0	0	0	0.0	0	0	2	1	0	0	0
2016 Seattle	2/2	6	5	1	2.0	11.0	0	0	0.0	0	0	1	0	0	0	0
NFL TOTALS	10/8	36	23	13	3.5	15.0	0	0	0.0	0	0	3	3	2	17	0

BENNETT'S SINGLE-GAME HIGHS

Tackles: 6, at Cincinnati (10/11/15) **FF:** 1, 8 Times, Last vs. Cleveland (12/20/15)
Sacks: 3.5, at San Francisco (10/22/15) **FR:** 1, 3 Times, Last vs. New Orleans (12/2/13)
TDs: 1, 22 yd FR vs. New Orleans (12/2/13)



68 **JUSTIN BRITT**
CENTER

Height 6-6
Weight 315
College Missouri
Seasons NFL 4th, Seahawks 4th
Born May 29, 1991
Hometown Lebanon, Missouri

BRITT'S 2017 SEASON

at GB (9/10): Started at center. SF (9/17): Started at center. at Ten (9/24): Started at center. Indy (10/1): Started at C and helped lead team to 477 total yards, including a season high 194 rushing yards.

BRITT'S NFL RECORD

Year	Team	GP/GS	Postseason
2014	Seattle	16/16	2/2
2015	Seattle	16/16	2/2
2016	Seattle	15/15	2/2
2017	Seattle	6/6	
NFL TOTALS		53/53	6/6




32 **CHRIS CARSON**
RUNNING BACK

Height 5-11
Weight 218
College Oklahoma State
NFL Seasons Rookie
Born September 16, 1994
Hometown Lilburn, Ga.

CARSON'S 2017 SEASON

Placed on injured reserve (ankle) October 2. at GB (9/10): Started first-career game and rushed six times for 39 yards and caught one 10-yard pass. SF (9/17): Led team in rushing with 20 carries for 93 yards, including five carries for 41 yards on the Seahawks final drive which allowed the team to run out the final 4:47. Totaled 100 yards from scrimmage with a 7-yard reception. at Ten (9/24): Started at RB and had first-career TD on a 10-yard reception. Indy (10/1): Rushed 12 times for 42 yards and had three receptions for 24 yards before leaving late in the game with a leg injury.

2017	Opponent	-----Rushing-----					-----Receiving-----					Total
		Att	Yds	Avg	LG	TD	Rec	Yds	Avg	LG	TD	
09/10	at Green Bay	6	39	6.5	30	0	1	10	10.0	10	0	49
09/17	San Francisco	20	93	4.7	16	0	1	7	7.0	7	0	100
09/24	at Tennessee	11	34	3.1	7	0	2	18	9.0	10t	1	52
10/01	Indianapolis	12	42	3.5	11	0	3	24	8.0	9	0	66
10/08	at L.A. Rams	Injured Reserve (ankle)										
TOTALS (4/3)		49	208	4.2	30	0	7	59	8.4	10t	1	267



31

KAM CHANCELLOR

SAFETY

Height 6-3
Weight 225
College Virginia Tech
Seasons NFL 7th, Seahawks 7th
Born April 3, 1988
Hometown Norfolk, Virginia

CHANCELLOR'S 2017 SEASON

at GB (9/10): Notched four tackles (3 solo). **at Ten (9/24):** Finished third on team with seven tackles (all solo). **Indy (10/1):** Part of a defense that limited the Colts to 32 total yards in the second half, including zero passing. **at LA (10/8):** Part of a defense that limited the NFL's top scoring offense (35.5) to just 10 points, including zero over the final 40 minutes.

CHANCELLOR'S 2017 GAME-BY-GAME

Game	G/S	T	S	A	QB	Yds.	QH	Int.	Yds.	PD	FF	FR	Yds.
at GB (9/10)	1/1	4	3	1	0.0	0.0	0	0	0	0	0	0	0
SF (9/17)	1/1	4	0	4	0.0	0.0	0	0	0	0	0	0	0
at Ten (9/24)	1/1	7	7	0	0.0	0.0	0	0	0	0	0	0	0
Indy (10/1)	1/1	5	4	1	0.0	0.0	0	0	0	0	0	0	0
at LA (10/8)	1/1	4	3	1	0.0	0.0	0	0	0	1	0	0	0
at NYG (10/22)	1/1	6	3	3	0.0	0.0	0	0	0	0	0	0	0
Totals	6/6	30	20	10	0.0	0.0	0	0	0	1	0	0	0

Additional Stats: Special Teams Tackles: 1.

CHANCELLOR'S NFL RECORD

Club	G/S	Tackles			Sacks		Interceptions								
		Tkl	So	Ast	QB	Yds	No	Yds	Avg	LG	TD	PD	FF	FR	Yds
2010 Seattle	16/0	12	10	2	1.0	3.0	0	0	0.0	0	0	1	0	0	0
2011 Seattle	15/15	94	73	21	1.0	10.0	4	27	6.7	9	0	13	1	1	0
2012 Seattle	16/16	94	71	23	0.0	0.0	0	0	0.0	0	0	5	1	1	0
2013 Seattle	16/16	93	61	32	0.0	0.0	3	78	26.0	32	0	6	1	0	0
2014 Seattle	14/14	76	58	18	0.0	0.0	1	52	52.0	52	0	6	1	0	0
2015 Seattle	11/11	74	44	30	0.0	0.0	2	6	3.0	6	0	4	1	0	0
2016 Seattle	12/12	80	46	34	0.0	0.0	2	5	2.5	5	0	8	1	0	0
2017 Seattle	6/6	30	20	10	0.0	0.0	0	0	0.0	0	0	1	0	0	0
NFL TOTALS	106/90	553	383	170	2.0	13.0	12	168	14.0	52	0	44	6	2	0

POSTSEASON

Club	G/S	Tackles			Sacks		Interceptions								
		Tkl	So	Ast	QB	Yds	No	Yds	Avg	LG	TD	PD	FF	FR	Yds
2010 Seattle	2/0	0	0	0	0.0	0.0	0	0	0.0	0	0	0	0	0	0
2012 Seattle	2/2	9	4	5	0.0	0.0	0	0	0.0	0	0	0	0	0	0
2013 Seattle	3/3	34	14	20	0.0	0.0	2	2	1.0	2	0	6	0	0	0
2014 Seattle	3/3	25	19	6	0.0	0.0	1	90	90.0	90t	1	1	0	0	0
2015 Seattle	2/1	8	4	4	0.0	0.0	0	0	0.0	0	0	1	1	0	0
2016 Seattle	2/2	15	12	3	0.0	0.0	0	0	0	0	0	0	0	0	0
NFL TOTALS	14/11	91	53	38	0.0	0.0	3	92	30.7	90t	1	8	1	0	0

CHANCELLOR'S SINGLE-GAME HIGHS

Tackles: 19* vs. Arizona (11/15/15) **FF:** 1, 6 Times, Last at New England (11/13/16)
Sacks: 1, 2 Times, Last at Cleveland (10/23/11) **FR:** 1, 2 Times, Last vs. San Francisco (12/23/12)
Interceptions: 1, 12 Times, Last at Tampa Bay (11/27/16)

ADDITIONAL STATS

Special Teams Tackles: 2010 (11, FF), 2011 (3, FF), 2012 (6, FR) 2013 (6), 2014 (2), 2015 (2), 2016 (5), 2017 (1); **Career: 36, 2 FF, 1 FR.**

Postseason: 2010 (1), 2012 (1), 2014 (1), 2015 (1), 2016 (1); **Career:** (5).

* Club Record



55

FRANK CLARK
DEFENSIVE END

Height 6-3
Weight 260
College Michigan
Seasons NFL 3rd, Seahawks 3rd
Born June 14, 1993
Hometown Cleveland, Ohio

CLARK'S 2017 SEASON

at GB (9/10): Assisted on one of Seattle's four sacks. **SF (9/17):** Had two solo stops, including a sack that was marked just short of being called a safety. Had four tackles (2 solo) and a QB hit. **at LA (10/8):** Started in place of Cliff Avril (neck) and had three solo stops, including a sack and FF with 2:57 to play in the game that led to a Seahawks FG and a 16-10 lead. Also had a pass defended. **at NYG (10/22):** Assisted on one tackle, had two QB hits and had a FR at the Giants' 38-yard line that led to a Seahawks TD pass the very next play.

CLARK'S 2017 GAME-BY-GAME

Game	G/S	T	S	A	QB	Yds.	QH	Int.	Yds.	PD	FF	FR	Yds.
at GB (9/10)	1/0	1	0	1	0.5	3.5	1	0	0	0	0	0	0
SF (9/17)	1/0	2	2	0	1.0	6.0	1	0	0	0	0	0	0
at Ten (9/24)	1/0	1	0	1	0.0	0.0	0	0	0	0	0	0	0
Indy (10/1)	1/0	4	2	2	0.0	0.0	1	0	0	0	0	0	0
at LA (10/8)	1/1	3	3	0	1.0	3.0	2	0	0	1	1	0	0
at NYG (10/22)	1/1	1	0	1	0.0	0.0	2	0	0	0	0	1	0
Totals	6/2	12	7	5	2.5	12.5	7	0	0	1	1	2	0

CLARK'S NFL RECORD

Club	G/S	Tackles			Sacks		Interceptions								
		Tkl	So	Ast	QB	Yds	No	Yds	Avg	LG	TD	PD	FF	FR	Yds
2015 Seattle	15/0	16	15	1	3.0	16.0	0	0	0.0	0	0	2	1	0	0
2016 Seattle	15/5	47	25	22	10.0	68.5	0	0	0.0	0	0	1	2	1	27
2017 Seattle	6/2	12	7	5	2.5	12.5	0	0	0.0	0	0	1	1	1	0
NFL TOTALS	36/7	75	47	28	15.5	97.0	0	0	0.0	0	0	4	4	2	27

POSTSEASON															
Club	G/S	Tackles			Sacks		Interceptions								
		Tkl	So	Ast	QB	Yds	No	Yds	Avg	LG	TD	PD	FF	FR	Yds
2015 Seattle	2/0	3	2	1	1.0	10.0	0	0	0.0	0	0	1	0	0	0
2016 Seattle	2/0	1	1	0	1.0	6.0	0	0	0.0	0	0	0	1	0	0
NFL TOTALS	4/0	4	3	1	2.0	16.0	0	0	0.0	0	0	1	1	0	0

CLARK'S SINGLE-GAME HIGHS

Tackles: 6, at New Orleans (10/30/16) **FF:** 1, 4 Times, Last at L.A. Rams (10/8/17)
Sacks: 2, 2 Times, Last at L.A. (9/18/16) **FR:** 1, 2 Times, Last at N.Y. Giants (10/22/17)
Interceptions: None



28

JUSTIN COLEMAN

CORNERBACK

Height 5-11
Weight 190
College Tennessee
Seasons NFL 3rd, Seahawks 1st
Born March 27, 1993
Hometown Brunswick, Ga.

NFL TRANSACTIONS:

05/08/15: Signed with Minnesota as undrafted rookie free agent
 08/31/15: Waived by Minnesota
 09/04/15: Signed with New England as FA
 09/05/15: Waived by New England
 09/07/15: Signed to Seattle PS
 09/09/15: Released from Seattle PS
 09/09/15: Signed with New England as FA
 04/12/16: Re-signed with New England
 03/16/17: Re-signed with New England
 09/01/17: Traded to Seattle

NFL CAREER HIGHLIGHTS:

• Originally signed with Minnesota as an undrafted free agent in 2015.

• Played in 20 games with 3 starts for the Patriots from 2015-16. Tallied 29 tackles (25 solo), 8 passes defended and 1 fumble recovery.

• Played in two postseason games in the 2015 season, logging 7 tackles (7 solo) and 2 passes defended.

COLLEGE: Started 38-of-50 games he appeared in at Tennessee and compiled five interceptions in his collegiate career. As a senior in 2014, tied for fourth in the SEC with four interceptions. Became the first true freshman DB to start for the Vols since Eric Berry.

PERSONAL: Participated in track and field in addition to football in high school. Born March 27, 1993.

COLEMAN'S 2017 SEASON

at GB (9/10): Saw action as an extra defensive back and on special teams. Had two solo stops and a pass defended. SF (9/17): Saw action on special teams and had one stop. at Ten (9/24): Saw limited action at CB and on special teams. Indy (10/1): Forced into action at CB early in the game when Jeremy Lane exited the game (groin). Intercepted and scored first-career TD on a 28-yard return to give Seattle a 10-2 lead early in the second quarter.

COLEMAN'S 2017 GAME-BY-GAME

Game	G/S	T	S	A	QB	Yds.	QH	Int.	Yds.	PD	FF	FR	Yds.
at GB (9/10)	1/0	2	2	0	0.0	0.0	0	0	0	1	0	0	0
SF (9/17)	1/0	Special Teams Only											
at Ten (9/24)	1/0	0	0	0	0.0	0.0	0	0	0	0	0	0	0
Indy (10/1)	1/0	1	1	0	0.0	0.0	0	1	28t	1	0	0	0
at LA (10/8)	1/1	2	2	0	0.0	0.0	0	0	0	0	0	0	0
at NYG (10/22)	1/1	4	4	0	0.0	0.0	0	0	0	1	0	0	0
Totals	6/1	9	9	0	0.0	0.0	0	1	28t	3	0	0	0

Additional Stats: Special Teams Tackles: 4. Touchdowns: 1, 28-yard INT return.

COLEMAN'S NFL RECORD

Club	G/S	Tackles			Sacks		Interceptions								
		Tkl	So	Ast	QB	Yds	No	Yds	Avg	LG	TD	PD	FF	FR	Yds
2015 New England	10/2	21	17	4	0.0	0.0	0	0	0.0	0	0	5	0	1	0
2016 New England	10/1	8	8	0	0.0	0.0	0	0	0.0	0	0	3	0	0	0
2017 Seattle	6/1	9	9	0	0.0	0.0	1	28	28.0	28t	1	3	0	0	0
NFL TOTALS	26/4	38	34	4	0.0	0.0	1	28	28.0	28t	1	11	0	1	0

POSTSEASON

Club	G/S	Tackles			Sacks		Interceptions								
		Tkl	So	Ast	QB	Yds	No	Yds	Avg	LG	TD	PD	FF	FR	Yds
2015 New England	2/0	7	7	0	0.0	0.0	0	0	0.0	0	0	2	0	0	0
NFL TOTALS	2/0	7	7	0	0.0	0.0	0	0	0.0	0	0	2	0	0	0


COLEMAN'S SINGLE-GAME HIGHS

Tackles: 5, vs. Miami (10/29/15)
Sacks: None
INT: 1, vs. Indianapolis (10/1/17)

FF: None
FR: 1, at N.Y. Giants (11/15/15)
TDs: 1, vs. Indianapolis (10/1/17) INT

ADDITIONAL STATS

Special Teams Tackles: 2017 (4); **Career:** 4.



84

AMARA DARBOH
WIDE RECEIVER

Height 6-2
Weight 219
College Michigan
NFL Seasons Rookie
Born February 1, 1994
Hometown West Des Moines, Iowa
Pronunciation uh-MAR-uh DAR-bo

DARBOH'S 2017 SEASON

at GB (9/10): Saw action at WR and had one target. SF (9/17): Recorded first-career reception.

2017	Opponent	No	Yds	Avg	LG	TD
09/10	at Green Bay	0	0	0.0	0	0
09/17	San Francisco	1	16	16.0	16	0
09/24	at Tennessee	0	0	0.0	0	0
10/01	Indianapolis	2	10	5.0	5	0
10/08	at L.A. Rams	0	0	0.0	0	0
10/22	at N.Y. Giants	2	29	14.5	16	0
TOTALS (6/0)		5	55	11.0	16	0



6

AUSTIN DAVIS

QUARTERBACK

Height	6-2
Weight	221
College	Southern Mississippi
Seasons	NFL 6th, Seahawks 1st
Born	June 2, 1989
Hometown	Collinsville, Miss.

DAVIS' 2017 SEASON

at GB (9/10): Did not play. SF (9/17): Did not play. at Ten (9/24): Did not play. Indy (10/1): Did not play. at LA (10/8): Did not play. at NYG (10/22): Saw action in first game of season on the game's final play, a kneel down.

2017		PASSING										
Date	Opponent	P/S	Att	Com	Yds	Pct	TD	Int	LG	Sacked	W/L	Rating
Games 1-5		0/0	Did Not Play									
10/22	at N.Y. Giants	1/0	0	0	0	0.0	0	0	0	0/0		0.0
TOTALS		(1/0)	0	0	0	0.0	0	0	0	0/0		0.0

W/L record reflects games started only

2017		RUSHING						
Date	Opponent	P/S	Att	Yds	Avg	LG	TD	
Games 1-5		(0/0)	Did Not Play					
10/22	at N.Y. Giants	(1/0)	1	-1	-1.0	-1	0	
TOTALS		(1/0)	1	-1	-1.0	-1	0	

A. DAVIS' NFL RECORD

		PASSING										
Year	Club	G/S	Att	Comp	Yds	Pct	TD	Int	LG	Sacked	Rate	
2012	St. Louis	0/0	0	0	0	0.0	0	0	0	0/0	0.0	
2013	St. Louis	0/0	0	0	0	0.0	0	0	0	0/0	0.0	
2014	St. Louis	10/8	284	180	2,001	63.4	12	9	59t	29/179	85.1	
2015	Cleveland	3/2	94	56	547	59.6	1	3	42t	11/96	66.2	
2016	Denver	0/0	0	0	0	0.0	0	0	0	0/0	0.0	
2017	Seattle	1/0	0	0	0	0.0	0	0	0	0/0	0.0	
NFL TOTALS		14/10	378	236	2,548	62.4	13	12	59t	40/275	80.4	

		RUSHING						
Year	Club	G/S	Att	Yds	Avg	LG	TD	
2012	St. Louis	0/0	0	0	0.0	0	0	
2013	St. Louis	0/0	0	0	0.0	0	0	
2014	St. Louis	10/8	16	36	2.3	12	0	
2015	Cleveland	3/2	7	33	4.7	17	0	
2016	Denver	0/0	0	0	0.0	0	0	
2017	Seattle	1/0	1	-1	-1.0	-1	0	
NFL TOTALS		14/10	24	68	2.8	17	0	

A. DAVIS' SINGLE-GAME HIGHS

Attempts:	49 at Philadelphia	(10/5/14)
Completions:	30 vs. Dallas	(9/21/14)
Completion %:*	85.0 vs. Seattle (17/20)	(10/19/14)
Yards:	375 at Philadelphia	(10/5/14)
Longest, No TD:	43, 2 Times, Last at Kansas City	(10/26/14)
Longest TD:	59 at Arizona	(11/9/14)
Most TDs:	3, 2 Times, Last at Philadelphia	(10/5/14)
Highest Pass Rating (Home):	132.3 vs. Seattle	(10/19/14)
Highest Pass Rating (Away):	103.7 at Philadelphia	(10/5/14)
Interceptions:	2, 4 Times, Last vs. Pittsburgh	(1/3/16)
Rushes:	3, 4 Times Last vs. Pittsburgh	(1/3/16)
Rushing Yds.:	30 at Philadelphia	(10/5/14)
Longest Rush:	17 vs. Pittsburgh	(1/3/16)
Rushing TD:	None	

A. DAVIS' GAME-BY-GAME

2012		PASSING										
Date	Opponent	P/S	Att	Com	Yds	Pct	TD	Int	LG	Sacked	W/L	Rating
9/9	at Detroit		Did Not Play									
Games 2-16			Inactive									
TOTALS		(0/0)	0	0	0	0.0	0	0	0	0/0	0-0	0.0

W/L record reflects games started only

2013		PASSING										
Date	Opponent	P/S	Att	Com	Yds	Pct	TD	Int	LG	Sacked	W/L	Rating
Games 1-7			Not with a team									
Games 8-16			Did Not Play									
TOTALS		(0/0)	0	0	0	0.0	0	0	0	0/0	0-0	0.0

W/L record reflects games started only

2014		PASSING										
Date	Opponent	P/S	Att	Com	Yds	Pct	TD	Int	LG	Sacked	W/L	Rating
09/07	Minnesota	1/0	23	16	192	69.6	0	1	28	4/21		76.7
09/14	at Tampa Bay	1/1	29	22	235	75.9	0	0	27	2/15	W	99.1
09/21	Dallas	1/1	42	30	327	71.4	3	2	51t	0/0	L	98.0
10/05	at Philadelphia	1/1	49	29	375	59.2	3	0	43	4/34	L	103.7
10/13	San Francisco	1/1	42	21	236	50.0	1	1	39	5/20	L	65.2
10/19	Seattle	1/1	20	17	155	85.0	2	0	30	0/0	W	132.3
10/26	at Kansas City	1/1	25	15	160	60.0	1	1	43	7/44	L	75.4
11/02	at San Francisco	1/1	24	13	105	54.2	1	2	21t	1/3	W	44.6
11/09	at Arizona	1/1	30	17	216	56.7	1	2	59t	6/42	L	62.6
11/30	Oakland	1/0	0	0	0	0.0	0	0	0	0/0		0.0
TOTALS		(10/8)	284	180	2,001	63.4	12	9	59t	29/179	3-5	85.1

W/L record reflects games started only

2014		RUSHING						
Date	Opponent	P/S	Att	Yds	Avg	LG	TD	
09/07	Minnesota	1/0	1	0	0.0	0	0	
09/14	at Tampa Bay	1/1	1	0	0.0	0	0	
09/21	Dallas	1/1	2	-1	-0.5	0	0	
10/05	at Philadelphia	1/1	3	30	10.0	12	0	
10/13	San Francisco	1/1	1	-1	-1.0	-1	0	
10/19	Seattle	1/1	2	-2	-1.0	-1	0	
10/26	at Kansas City	1/1	1	1	1.0	1	0	
11/02	at San Francisco	1/1	2	9	4.5	10	0	
11/09	at Arizona	1/1	3	0	0.0	3	0	
11/30	Oakland	1/0	0	0	0.0	0	0	
TOTALS		(10/8)	16	36	2.3	12	0	

A. DAVIS' GAME-BY-GAME

2015

PASSING

Date	Opponent	P/S	Att	Com	Yds	Pct	TD	Int	LG	Sacked	W/L	Rating
11/30	Baltimore	1/0	10	7	77	70.0	1	0	42t	1/8		125.8
12/06	Cincinnati	1/1	38	25	230	65.8	0	1	24	3/25	L	71.2
01/03/16	Pittsburgh	1/1	46	24	240	52.2	0	2	42	7/63	L	49.2
TOTALS		(3/2)	94	56	547	59.6	1	3	42t	11/96	0-2	66.2

W/L record reflects games started only

2015

RUSHING

Date	Opponent	P/S	Att	Yds	Avg	LG	TD
11/30	Baltimore	1/0	1	7	7.0	7	0
12/06	Cincinnati	1/1	3	4	1.3	8	0
1/3/16	Pittsburgh	1/1	3	22	7.3	17	0
TOTALS		(3/2)	7	33	4.7	17	0



52

TERENCE GARVIN

LINEBACKER

Height 6-3
Weight 235
College West Virginia
Seasons NFL 5th, Seahawks 1st
Born January 1, 1991
Hometown Upper Marlboro, Md.

GARVIN'S 2017 SEASON

at GB (9/10): Started first game for Seattle and had three tackles, including a sack - first solo sack of his career. SF (9/17): Inactive (shoulder). at Ten (9/24): Saw action on special teams. Indy (10/1): Saw action on special teams and at LB in goal line. Assisted on one tackle. at LA (10/8): Had one special teams tackle. at NYG (10/22): Had a special teams tackle.

GARVIN'S 2017 GAME-BY-GAME

Game	G/S	T	S	A	QB	Yds.	QH	Int.	Yds.	PD	FF	FR	Yds.
at GB (9/10)	1/1	3	1	2	1.0	6.0	2	0	0	0	0	0	0
SF (9/17)	0/0	Inactive (shoulder)											
at Ten (9/24)	1/0	Special Teams Only											
Indy (10/1)	1/0	1	0	1	0.0	0.0	0	0	0	0	0	0	0
at LA (10/8)	1/0	Special Teams Only											
at NYG (10/22)	1/0	Special Teams Only											
Totals	5/1	4	1	3	1.0	6.0	2	0	0	0	0	0	0

Additional Stats: Special teams tackles: 2.

GARVIN'S NFL RECORD

Club	Tackles				Sacks		Interceptions								
	G/S	Tkl	So	Ast	QB	Yds	No	Yds	Avg	LG	TD	PD	FF	FR	Yds
2013 Pittsburgh	15/1	2	2	0	0.0	0.0	0	0	0.0	0	0	0	0	0	0
2014 Pittsburgh	16/0	0	0	0	0.0	0.0	0	0	0.0	0	0	0	0	0	0
2015 Pittsburgh	12/0	0	0	0	0.0	0.0	0	0	0.0	0	0	0	0	0	0
2016 Washington	16/0	8	6	2	0.5	4.0	0	0	0.0	0	0	0	0	0	0
2017 Seattle	5/1	4	1	3	1.0	6.0	0	0	0.0	0	0	0	0	0	0
NFL TOTALS	64/2	14	9	5	1.5	10.0	0	0	0.0	0	0	0	0	0	0

POSTSEASON

Club	Tackles				Sacks		Interceptions								
	G/S	Tkl	So	Ast	QB	Yds	No	Yds	Avg	LG	TD	PD	FF	FR	Yds
2014 Pittsburgh	1/0	0	0	0	0.0	0.0	0	0	0.0	0	0	0	0	0	0
2015 Pittsburgh	2/0	0	0	0	0.0	0.0	0	0	0.0	0	0	0	0	0	0
NFL TOTALS	3/0	0	0	0	0.0	0.0	0	0	0.0	0	0	0	0	0	0

GARVIN'S SINGLE-GAME HIGHS

Tackles: 5, at Chicago (12/24/16)
Sacks: 1, at Green Bay (9/10/17)
INT: None

FF: None
FR: None

ADDITIONAL STATS

Special Teams Tackles: 2013 (9), 2014 (15), 2015 (9), 2016 (8), 2017 (2); **Career:** (43).



63 **MARK GLOWINSKI**
GUARD

Height 6-4
Weight 310
College West Virginia
Seasons NFL 3rd, Seahawks 3rd
Born May 3, 1992
Hometown Wilkes-Barre, Pa.

GLOWINSKI'S 2017 SEASON

at GB (9/10): Started at RG. SF (9/17): Started at RG. at Ten (9/24): Inactive. Indy (10/1): Inactive. at LA (10/8): Inactive. at NYG (10/22): Split time at LG with Ethan Pocic in place of Luke Joeckel (knee).

GLOWINSKI'S NFL RECORD

Year	Team	GP/GS	Postseason
2015	Seattle	9/1	0/0
2016	Seattle	16/16	2/2
2017	Seattle	3/2	
NFL TOTALS		28/19	2/2



88 **JIMMY GRAHAM**
TIGHT END

Height 6-7
Weight 265
College Miami (Fla.)
Seasons NFL 8th, Seahawks 3rd
Born November 24, 1986
Hometown Goldsboro, N.C.

GRAHAM'S 2017 SEASON

at GB (9/10): Had three receptions for 8 yards. Reception total put him over 500 for his career. SF (9/17): Did not start when team opened in 3-WR set. at Ten (9/24): Finished second on team with seven receptions for 72 yards. at LA (10/8): Led team with six catches for 37 yards, including a 4-yard TD. at NYG (10/22): Had three receptions for 51 yards and TD.

2017	Opponent	No	Yds	Avg	LG	TD
09/10	at Green Bay	3	8	2.7	6	0
09/17	San Francisco	1	1	1.0	1	0
09/24	at Tennessee	7	72	10.3	26	0
10/01	Indianapolis	4	61	15.3	33	0
10/08	at L.A. Rams	6	37	6.2	9	1
10/22	at N.Y. Giants	3	51	17.0	29	1
TOTALS (6/5)		24	230	9.6	33	2

GRAHAM'S NFL RECORD

Year	Club	G/S	Receiving					Rushing				
			No	Yds	Avg	LG	TD	Att	Yds	Avg	LG	TD
2010	New Orleans	15/5	31	356	11.5	52	5	1	3	3.0	3	0
2011	New Orleans	16/11	99	1,310	13.2	59	11	0	0	0.0	0	0
2012	New Orleans	15/9	85	982	11.6	46	9	0	0	0.0	0	0
2013	New Orleans	16/12	86	1,215	14.1	56t	16	0	0	0.0	0	0
2014	New Orleans	16/13	85	889	10.5	29	10	0	0	0.0	0	0
2015	Seattle	11/11	48	605	12.6	45	2	0	0	0.0	0	0
2016	Seattle	16/15	65	923	14.2	42	6	1	0	0.0	0	0
2017	Seattle	6/5	24	230	9.6	33	2	0	0	0.0	0	0
NFL TOTALS		111/81	523	6,510	12.5	59	61	2	3	1.5	0	0
POSTSEASON												
Year	Club	G/S	Receiving					Rushing				
			No	Yds	Avg	LG	TD	Att	Yds	Avg	LG	TD
2011	New Orleans	2/2	12	158	13.2	66t	3	0	0	0.0	0	0
2013	New Orleans	2/1	4	52	13.0	21	0	0	0	0.0	0	0
2015	Seattle	Injured Reserve (knee)										
2016	Seattle	2/2	6	59	9.8	14	1	0	0	0.0	0	0
NFL TOTALS		6/5	22	269	12.2	66t	4	0	0	0.0	0	0

GRAHAM'S SINGLE-GAME HIGHS

Most Receptions: 10, 5 Times, Last vs. SF (11/9/14) **Most Receiving Yards:** 179, at Tampa Bay (9/15/13)
Longest Reception: 59, at Jacksonville (10/2/11) **Most TDs:** 2, 13 Times, Last vs. Buffalo (11/7/16)

ADDITIONAL STATS

Special Teams: 2010: Tackles (1). **Career:** Tackles 1.

100-YARD RECEIVING GAMES (17)

Yards	Opponent	Date	Rec.	Avg.	LG	TD
179	Tampa Bay	9/15/13	10	17.9	56t	1
146	Atlanta	11/11/12	7	20.9	46	2
140	Carolina	10/18/15	8	17.5	45	0
135	at Chicago	10/6/13	10	13.5	38	0
134	Arizona	9/22/13	9	14.9	29	2
132	at Jacksonville	10/2/11	10	13.2	59	1
129	at Carolina	10/9/11	8	16.1	30	0
124	at Tampa Bay	10/16/11	7	17.7	43	0
118	at Cleveland	9/16/14	10	11.8	23	2
115	Carolina	12/30/12	9	12.8	27	1
115	at N.Y. Jets	11/3/13	9	12.9	51t	2
113	at N.Y. Jets	10/2/16	6	18.8	27	0
103	Buffalo	11/7/16	8	12.9	18t	2
100	Houston	9/25/11	4	25.0	32	1
100	Miami	9/30/13	4	25.0	43t	2
100	at Atlanta	11/21/13	5	20.0	44t	1
100	San Francisco	9/25/16	6	16.7	40	1

GRAHAM'S GAME-BY-GAME RECEIVING

2010	Opponent	No	Yds	Avg	LG	TD	2011	Opponent	No	Yds	Avg	LG	TD
9/9	Minnesota						9/8	at Green Bay	4	56	14.0	21	1
9/20	at San Francisco	0	0	0.0	0	0	9/18	Chicago	6	79	13.2	31	0
9/26	Atlanta	0	0	0.0	0	0	9/25	Houston	4	100	25.0	32	1
10/3	Carolina	0	0	0.0	0	0	10/2	at Jacksonville	10	132	13.2	59	1
10/10	at Arizona	0	0	0.0	0	0	10/9	at Carolina	8	129	16.1	30	0
10/17	at Tampa Bay	1	11	11.0	11	0	10/16	at Tampa Bay	7	124	17.7	43	0
10/24	Cleveland	4	38	9.5	14	0	10/23	Indianapolis	6	54	9.0	16	2
10/31	Pittsburgh	0	0	0.0	0	0	10/30	at St. Louis	4	39	9.8	13	0
11/7	at Carolina	3	49	16.3	19t	1	11/6	Tampa Bay	6	78	13.0	23	0
11/21	Seattle	5	72	14.4	27	0	11/13	at Atlanta	7	82	11.7	29	1
11/25	at Dallas	3	23	7.7	14	0	11/28	N.Y. Giants	5	84	16.8	29t	2
12/5	at Cincinnati	3	72	24.0	52	0	12/4	Detroit	8	89	11.1	16	0
12/12	St. Louis	1	21	21.0	21	0	12/11	at Tennessee	5	55	11.0	33	0
12/19	at Baltimore	5	29	5.8	18t	2	12/18	at Minnesota	7	70	10.0	18	1
12/27	at Atlanta	4	26	6.5	10	1	12/26	Atlanta	4	42	10.5	17	1
1/2/11	Tampa Bay	2	15	7.5	11	1	1/1/12	Carolina	8	97	12.1	29	1
TOTALS (15/5)		31	356	11.5	52	5	TOTALS (16/11)	99	1310	13.2	59	11	
							1/7	Detroit	7	55	7.9	14	1
							1/14	at San Francisco	5	103	20.6	66t	2
							PLAYOFF TOTALS (2/2)	12	158	13.2	66t	3	

2012	Opponent	No	Yds	Avg	LG	TD	2013	Opponent	No	Yds	Avg	LG	TD
9/9	Washington	6	85	14.2	23	1	9/8	Atlanta	4	45	11.3	21	1
9/16	at Carolina	7	71	10.1	17	1	9/15	at Tampa Bay	10	179	17.9	56t	1
9/23	Kansas City	4	16	4.0	7	1	9/22	Arizona	9	134	14.9	29	2
9/30	at Green Bay	7	76	10.9	24	0	9/30	Miami	4	100	25.0	43t	2
10/7	San Diego	1	4	4.0	4	0	10/6	at Chicago	10	135	13.5	38	0
10/21	at Tampa Bay		Inactive (ankle)				10/13	at New England	0	0	0.0	0	0
10/28	at Denver	5	63	12.6	20	1	10/27	Buffalo	3	37	12.3	15t	2
11/5	Philadelphia	8	72	9.0	17	1	11/3	at N.Y. Jets	9	116	12.9	51t	2
11/11	Atlanta	7	146	20.9	46	2	11/10	Dallas	5	59	11.8	26	0
11/18	at Oakland	6	29	4.8	10	1	11/17	San Francisco	6	41	6.8	13	0
11/25	San Francisco	4	33	8.3	12	0	11/21	at Atlanta	5	100	20.0	44t	1
11/29	at Atlanta	4	59	14.8	25	0	12/2	at Seattle	3	42	14.0	20	1
12/9	at N.Y. Giants	5	56	11.2	27	0	12/8	Carolina	6	58	9.7	22	2
12/16	Tampa Bay	5	69	13.8	24	0	12/15	at St. Louis	2	25	12.5	13	0
12/23	at Dallas	7	88	12.6	26	0	12/22	at Carolina	5	73	14.6	46	1
12/30	Carolina	9	115	12.8	27	1	12/29	Tampa Bay	5	71	14.2	33	1

TOTALS (15/9)	85	982	11.6	46	9	TOTALS (16/12)	86	1215	14.1	56t	16	
						1/4	at Philadelphia	3	44	14.7	21	0
						1/8	at Seattle	1	8	8.0	8	0
						PLAYOFF TOTALS (2/1)	4	52	13.0	21	0	

2014	Opponent	No	Yds	Avg	LG	TD	2015	Opponent	No	Yds	Avg	LG	TD
9/7	at Atlanta	8	82	10.3	17	0	9/13	at St. Louis	6	51	8.5	19	1
9/14	at Cleveland	10	118	11.8	23	2	9/20	at Green Bay	1	11	11.0	11	0
9/21	Minnesota	6	54	9.0	15	0	9/27	Chicago	7	83	11.9	30t	1
9/28	at Dallas	8	86	10.8	17	1	10/5	Detroit	4	29	7.3	13	0
10/5	Tampa Bay	2	36	18.0	23	0	10/11	at Cincinnati	3	30	10.0	22	0
10/19	at Detroit	0	0	0.0	0	0	10/18	Carolina	8	140	17.5	45	0
10/26	Green Bay	5	59	11.8	22t	1	10/22	at San Francisco	2	31	15.5	23	0
10/30	at Carolina	7	83	11.9	27	1	11/1	at Dallas	7	75	10.7	19	0
11/9	San Francisco	10	76	7.6	15	2	11/15	Arizona	3	41	13.7	30	0
11/16	Cincinnati	3	29	9.7	13	0	11/22	San Francisco	3	39	13.0	20	0
11/24	Baltimore	6	47	7.8	11	2	11/29	Pittsburgh	4	75	18.8	36	0
11/30	at Pittsburgh	0	0	0.0	0	0	TOTALS (11/11)	48	605	12.6	45	2	
12/7	Carolina	3	25	8.3	10	0							
12/15	at Chicago	5	87	17.4	29	0							
12/21	Atlanta	6	53	8.8	15	1							
12/28	at Tampa Bay	6	54	9.0	14	0							
TOTALS (16/13)	85	889	10.5	29	10								

2016	Opponent	No	Yds	Avg	LG	TD
09/11	Miami	1	11	11.0	11	0
09/18	at L.A. Rams	3	42	14.0	17	0
09/25	San Francisco	6	100	16.7	40	1
10/02	at N.Y. Jets	6	113	18.8	27	0
10/16	Atlanta	6	89	14.8	25	0
10/23	at Arizona	5	53	10.6	14	0
10/30	at New Orleans	3	34	11.3	15	0
11/7	Buffalo	8	103	12.9	18t	2
11/13	at New England	4	48	12.0	19	0
11/20	Philadelphia	3	46	15.3	35t	1
11/27	at Tampa Bay	6	67	11.2	21	0
12/4	Carolina	6	63	10.5	18	1
12/11	at Green Bay	1	16	16.0	16	0
12/15	L.A. Rams	1	31	31.0	31	0
12/24	Arizona	2	43	21.4	37t	1
1/1/17	at San Francisco	4	64	16.0	42	0
TOTALS (16/15)	65	923	14.2	42	6	
1/7	Detroit	3	37	12.3	14	0
1/14	at Atlanta	3	22	7.3	11	1
TOTALS (2/2)	6	59	9.8	14	1	



26

SHAQUILL GRIFFIN

CORNERBACK

Height	6-0
Weight	198
College	Central Florida
NFL Seasons	Rookie
Born	July 20, 1995
Hometown	St. Petersburg, Fla.


GRIFFIN'S 2017 SEASON

at GB (9/10): Saw first NFL action in nickel, but was forced to play CB in base after starter Jeremy Lane was ejected. Had 10 solo stops and a pass defended. **SF (9/17):** Saw action in nickel but did not record a tackle. **Indy (10/1):** Helped limit the Colts to zero passing yards in the second half. **at LA (10/8):** Made first-career start in place of Lane (groin).

GRIFFIN'S 2017 GAME-BY-GAME

Game	G/S	T	S	A	QB	Yds.	QH	Int.	Yds.	PD	FF	FR	Yds.
at GB (9/10)	1/0	10	10	0	0.0	0.0	0	0	0	1	0	0	0
SF (9/17)	1/0	0	0	0	0.0	0.0	0	0	0	0	0	0	0
atTen (9/24)	1/0	4	2	2	0.0	0.0	0	0	0	0	0	0	0
Indy (10/1)	1/0	5	3	2	0.0	0.0	0	0	0	1	0	0	0
at LA (10/8)	1/1	6	6	0	0.0	0.0	0	0	0	1	0	0	0
at NYG (10/22)	1/1	3	3	0	0.0	0.0	0	0	0	3	0	0	0
Totals	6/2	28	24	4	0.0	0.0	0	0	0	6	0	0	0

Additional Stats: Special Teams Tackles: 1.



42

DELANO HILL

SAFETY

Height	6-1
Weight	216
College	Michigan
NFL Seasons	Rookie
Born	November 26, 1995
Hometown	Detroit, Mich.
Pronunciation	duh-LAY-no

HILL'S 2017 SEASON

at GB (9/10): Inactive. **SF (9/17):** Saw action in first-career game on special teams. **at Ten (9/24):** Saw action on special teams. **Indy (10/1):** Saw action on special teams and had two stops. **at LA (10/8):** Saw action on special teams. **at NYG (10/22):** Saw action on special teams.

HILL'S 2017 GAME-BY-GAME

Game	G/S	T	S	A	QB	Yds.	QH	Int.	Yds.	PD	FF	FR	Yds.
at GB (9/10)		Inactive											
SF (9/17)	1/0	Special Teams Only											
atTen (9/24)	1/0	Special Teams Only											
Indy (10/1)	1/0	Special Teams Only											
at LA (10/8)	1/0	Special Teams Only											
at NYG (10/22)	1/0	Special Teams Only											
Totals	5/0	0	0	0	0.0	0.0	0	0	0	0	0	0	0

Additional Stats: Special Teams Tackles: 2



76

GERMAIN IFEDI

GUARD/TACKLE

Height	6-5
Weight	325
College	Texas A&M
Seasons	NFL 2nd, Seahawks 2nd
Born	June 2, 1994
Hometown	Houston, Texas
Pronunciation	Jermaine ih-FEH-dee

IFEDI'S 2017 SEASON

at GB (9/10): Started at RT. SF (9/17): Started at RT. at Ten (9/24): Started at RT. Indy (10/1): Started at RT and helped lead team to 477 total yards, including a season high 194 rushing yards.

IFEDI'S NFL RECORD

Year	Team	GP/GS	Postseason
2016	Seattle	13/13	2/2
2017	Seattle	6/6	
NFL TOTALS		19/19	2/2



93

BRANDEN JACKSON

DEFENSIVE END

Height	6-4
Weight	273
College	Texas Tech
Seasons	NFL 2nd, Seahawks 1st
Born	November 11, 1992
Hometown	McKeesport, Pa.

NFL TRANSACTIONS:

05/16/16: Signed with Oakland as undrafted FA
 09/03/16: Waived by Oakland
 09/04/16: Signed to Oakland PS
 12/03/16: Signed to Oakland 53-man roster
 09/02/17: Waived by Oakland
 09/26/17: Signed to Seattle PS
 10/07/17: Signed to Seattle 53-man roster

NFL CAREER HIGHLIGHTS:

- Originally signed by Oakland as a free agent on May 16, 2016, after participating on a tryout basis at the team's rookie minicamp. Was waived following training camp and signed to their practice squad. Signed to active roster on December 3, 2016.
- Saw action in three games with Oakland in 2016 totalling two tackles after spending the first 11 games on the Raiders practice squad. Was inactive the final two games of the season.

COLLEGE: Played four years at Texas Tech, seeing action in 51 career games with 38 starts. Totaled 138 career tackles (97 solo), 11 sacks, three forced fumbles, two fumble recoveries and seven passes defended. As a senior, played in 13 games with 11 starts and totaled 31 tackles (24

with two sacks, one forced fumble and one pass defended. As a junior, started all 12 games in which he appeared and recorded 44 tackles (27) and set career highs with five sacks, 10.5 tackles for loss and two fumble recoveries. Also notched two passes defended and one forced fumble. As a sophomore, started all 13 games. Notched 44 tackles (29), nine tackles for loss, four sacks and three passes defended. As a redshirt freshman, played in 13 games and credited with 19 tackles (17), one forced fumble and one pass defended. Redshirted as a true freshman.

PERSONAL: Attended McKeesport (Pa.) High School. Named a four-star prospect by Scout.com and Named a three-star prospect by Rivals.com and ESPN.com. Ranked by Rivals.com as the No. 29 strong-side defensive end in the nation and ranked by Scout.com as the No. 9 outside linebacker in the nation. Tabbed by ESPN.com as the No. 40 outside linebacker in the nation. PrepStar All-East Team selection and SuperPrep's No. 51 All-American defensive lineman. Led team to a league championship and named first-team all-conference. Also lettered in basketball.

B. JACKSON'S NFL RECORD

Club	G/S	Tackles			Sacks		Interceptions										
		Tkl	So	Ast	QB	Yds	No	Yds	Avg	LG	TD	PD	FF	FR	Yds		
2016 Oakland	3/0	2	1	1	0.0	0.0	0	0	0.0	0	0	0	0	0	0	0	0
2017 Seattle	2/0	1	1	0	0.0	0.0	0	0	0.0	0	0	0	0	0	0	0	0
NFL TOTALS	5/0	3	2	1	0.0	0.0	0	0	0.0	0	0	0	0	0	0	0	0

B. JACKSON'S SINGLE-GAME HIGHS

Tackles: 2, vs. Buffalo (12/4/16)
 Sacks: None
 INT: None

FF: None
 FR: None

B. JACKSON'S 2017 SEASON

Signed from practice squad to active roster on October 7. **at LA (10/8)**: Saw action in first game for Seattle at DE.

B. JACKSON'S 2017 GAME-BY-GAME

Game	G/S	T	S	A	QB	Yds.	QH	Int.	Yds.	PD	FF	FR	Yds.
Indy (10/1)		Practice Squad											
at LA (10/8)	1/0	0	0	0	0.0	0.0	0	0	0	0	0	0	0
at NYG (10/22)	1/0	1	1	0	0.0	0.0	0	0	0	0	0	0	0
Totals	2/0	1	1	0	0.0	0.0	0	0	0	0	0	0	0



78

LUKE JOECKEL

GUARD/TACKLE

Height	6-6
Weight	307
College	Texas A&M
Seasons	NFL 5th, Seahawks 1st
Born	November 6, 1991
Hometown	Arlington, Texas
Pronunciation	JOKE-ull

JOECKEL'S 2017 SEASON

at GB (9/10): Made first start with Seattle at LG. **SF (9/17)**: Started at LG. **at Ten (9/24)**: Started at LG. **Indy (10/1)**: Started at LG and helped lead team to 477 total yards, including a season high 194 rushing yards. **at NYG (10/22)**: Inactive (knee) after having surgery during the bye week.

JOECKEL'S NFL RECORD

Year	Team	GP/GS	Postseason
2013	Jacksonville	5/5	-
2014	Jacksonville	16/16	-
2015	Jacksonville	14/14	-
2016	Jacksonville	4/4	-
2017	Seattle	5/5	-
NFL TOTALS		44/44	-



92

NAZAIR JONES

DEFENSIVE TACKLE

Height	6-5
Weight	304
College	North Carolina
NFL Seasons	Rookie
Born	December 13, 1994
Hometown	Roanoke Rapids, N.C.
Pronunciation	nah-ZAIR

JONES' 2017 SEASON

at GB (9/10): Saw first NFL action in defensive line rotation and intercepted Aaron Rodgers and returned it 64 yards for an apparent TD before a penalty negated the return. Also had one solo stop and a pass defended. **Indy (10/1):** Assisted on two tackles, including first-career sack. Also had a pass defended.

JONES' 2017 GAME-BY-GAME

Game	G/S	T	S	A	QB	Yds.	QH	Int.	Yds.	PD	FF	FR	Yds.
at GB (9/10)	1/0	1	1	0	0.0	0.0	0	1	24	1	0	0	0
SF (9/17)	1/0	0	0	0	0.0	0.0	0	0	0	0	0	0	0
at Ten (9/24)	1/0	1	1	0	0.0	0.0	0	0	0	0	0	0	0
Indy (10/1)	1/0	2	0	2	0.5	1.5	1	0	0	1	0	0	0
at LA (10/8)	1/0	3	2	1	0.0	0.0	0	0	0	0	0	0	0
at NYG (10/22)	1/0	0	0	0	0.0	0.0	0	0	0	1	0	0	0
Totals	6/0	7	4	3	0.5	1.5	1	1	24	3	0	0	0



95

DION JORDAN

DEFENSIVE END

Height	6-6
Weight	275
College	Oregon
Seasons	NFL 4th, Seahawks 1st
Born	March 5, 1990
Hometown	Chandler, Ariz.

JORDAN'S 2017 SEASON

Began the season on NFI.

JORDAN'S NFL RECORD

Club	G/S	Tackles			Sacks		Interceptions										
		Tkl	So	Ast	QB	Yds	No	Yds	Avg	LG	TD	PD	FF	FR	Yds		
2013 Miami	16/0	24	18	6	2.0	18.0	0	0	0.0	0	0	2	0	0	0		
2014 Miami	10/1	13	13	0	1.0	7.0	0	0	0.0	0	0	1	0	0	0		
2015							Suspended by NFL										
2016 Miami	0/0						Reserve/Non-Football Injury List										
2017 Seattle	0/0																
NFL TOTALS	26/1	37	31	6	3.0	25.0	0	0	0	0	0	3	0	0	0		

JORDAN'S SINGLE-GAME HIGHS

Tackles: 4 at Buffalo (12/22/13) **FF:** None
Sacks: 1.0 three times, last vs. Minnesota (12/21/14) **FR:** None
Int.: None



27

EDDIE LACY

RUNNING BACK

Height	5-11
Weight	250
College	Alabama
Seasons	NFL 5th, Seahawks 1st
Born	June 2, 1990
Hometown	Geismar, La.

LACY'S 2017 SEASON

at GB (9/10): Saw action in first game with Seattle against his former team the Packers. SF (9/17): Inactive. at Ten (9/24): Active, but did not play. Indy (10/1): Contributed to a team season-high 194 rushing yards with 11 carries for 52 yards. at LA (10/8): Started at RB. at NYG (10/22): Had 11 carries for 34 yards.

	Opponent	-----Rushing-----					-----Receiving-----					Total
		Att	Yds	Avg	LG	TD	Rec	Yds	Avg	LG	TD	
2017												
09/10	at Green Bay	5	3	0.6	6	0	0	0	0.0	0	0	3
09/17	San Francisco	Inactive										
09/24	at Tennessee	Did Not Play										
10/01	Indianapolis	11	52	4.7	19	0	0	0	0.0	0	0	52
10/08	at L.A. Rams	9	19	2.1	6	0	1	9	9.0	9	0	28
10/22	at N.Y. Giants	11	34	3.1	12	0	1	9	9.0	9	0	43
TOTALS (4/1)		36	108	3.0	19	0	2	18	9.0	9	0	126

LACY'S SINGLE-GAME HIGHS

Rushing Rush Attempts: 29 at Minnesota (10/27/13) Rush Yards: 150 vs. Chicago (11/4/13) Longest Rush: 60 at Dallas (12/15/13) Most Rush TDs: 2 twice, last vs. Minnesota (10/2/14)	Receiving Most Rec.: 8 at New Orleans (10/26/14) Most Rec. Yards: 123 at New Orleans (10/26/14) Longest Reception: 67 at New Orleans (10/26/14) Most Rec. TDs: 1 six times, last at Arizona (12/27/15)
---	---

LACY'S NFL RECORD

	Club	G/S	Rushing					Receiving				
			Att	Yds	Avg	LG	TD	No	Yds	Avg	LG	TD
2013	Green Bay	15/15	284	1,178	4.1	60	11	35	257	7.3	34	0
2014	Green Bay	16/16	246	1,139	4.6	44t	9	42	427	10.2	67	4
2015	Green Bay	15/12	187	758	4.1	29	3	20	188	9.4	28t	2
2016	Green Bay	5/5	71	360	5.1	31	0	4	28	7.0	17	0
2017	Seattle	4/1	36	108	3.0	19	0	2	18	9.0	9	0
NFL TOTALS		55/49	824	3,543	4.3	60	23	103	918	8.9	67	6

POSTSEASON

	Club	G/S	Rushing					Receiving				
			Att	Yds	Avg	LG	TD	No	Yds	Avg	LG	TD
2013	Green Bay	1/1	21	81	3.9	8	0	2	7	3.5	4	0
2014	Green Bay	2/2	40	174	4.4	29	0	1	10	10.0	10	0
2015	Green Bay	2/2	24	152	6.3	61	1	2	2	1.0	4	0
NFL TOTALS		5/5	85	407	4.8	61	1	5	19	3.8	10	0

LACY'S GAME-BY-GAME

2013	Opponent	-----Rushing-----					-----Receiving-----					Total
		Att	Yds	Avg	LG	TD	Rec	Yds	Avg	LG	TD	
9/8	at San Francisco	14	41	2.9	7	1	1	31	31.0	31	0	72
9/15	Washington	1	10	10.0	10	0	0	0	0.0	0.0	0	10
9/22	at Cincinnati	Inactive (concussion)										
10/6	Detroit	23	99	4.3	13	0	1	-2	-2.0	-2	0	97
10/13	at Baltimore	23	120	5.2	37	0	1	5	5.0	5	0	125
10/20	Cleveland	22	82	3.7	13	1	5	26	5.2	7	0	108
10/27	at Minnesota	29	94	3.2	17	1	4	18	4.5	9	0	112
11/4	Chicago	22	150	6.8	56	1	0	0	0.0	0	0	150
11/10	Philadelphia	24	73	3.0	11	0	2	11	5.5	13	0	84
11/17	at N.Y. Giants	14	27	1.9	5	1	2	21	10.5	16	0	48
11/24	Minnesota	25	110	4.4	17	1	6	48	8.0	16	0	158
11/28	at Detroit	10	16	1.6	4	0	2	23	11.5	20	0	39
12/8	Atlanta	20	65	3.3	11	1	3	25	8.3	16	0	90
12/15	at Dallas	21	141	6.7	60	1	4	30	7.5	34	0	171
12/22	Pittsburgh	15	84	5.6	14t	2	2	6	3.0	5	0	90
12/29	at Chicago	21	66	3.1	17	1	2	15	7.5	8	0	81
TOTALS (15/15)		284	1,178	4.1	60	11	35	257	7.3	34	0	1,435
1/5	San Francisco	21	81	3.9	8	0	2	7	3.5	4	0	88
PLAYOFFS (1/1)		21	81	3.9	8	0	2	7	3.5	4	0	88

2014	Opponent	-----Rushing-----					-----Receiving-----					Total
		Att	Yds	Avg	LG	TD	Rec	Yds	Avg	LG	TD	
9/4	at Seattle	12	34	2.8	15	0	3	11	3.7	12	0	45
9/14	N.Y. Jets	13	43	3.3	10	0	2	18	9.0	11	0	61
9/21	at Detroit	11	36	3.3	17	0	1	9	9.0	9	0	45
9/28	at Chicago	17	48	2.8	10	1	1	11	11.0	11	0	59
10/2	Minnesota	13	105	8.1	29	2	3	27	9.0	21	0	132
10/12	at Miami	14	40	2.9	10	0	0	0	0.0	0	0	40
10/19	Carolina	12	63	5.3	11	1	3	10	3.3	5	0	73
10/26	at New Orleans	13	59	4.5	19	0	8	123	15.4	67	0	182
11/9	Chicago	14	50	3.6	16	0	3	68	22.7	56t	1	118
11/16	Philadelphia	10	69	6.9	37	1	3	45	15.0	32t	1	114
11/23	at Minnesota	25	125	5.0	16	1	2	13	6.5	10t	1	138
11/30	New England	21	98	4.7	24	0	2	17	8.5	12	0	115
12/8	Atlanta	13	73	5.6	22	1	5	33	6.6	13	1	106
12/14	at Buffalo	15	97	6.5	22	1	2	11	5.5	12	0	108
12/21	at Tampa Bay	17	99	5.8	44t	1	1	5	5.0	5	0	104
12/28	Detroit	26	100	3.8	22	0	3	26	8.7	15	0	126
TOTALS (16/16)		246	1,139	4.6	44t	9	42	427	10.2	67t	4	1,566
1/11	Dallas	19	101	5.3	29	0	1	10	10.0	10	0	111
1/18	at Seattle	21	73	3.5	13	0	0	0	0.0	0	0	73
PLAYOFFS (2/2)		40	174	4.4	29	0	1	10	10.0	10	0	184

2015	Opponent	-----Rushing-----					-----Receiving-----					Total	
		Att	Yds	Avg	LG	TD	Rec	Yds	Avg	LG	TD		
9/13	at Chicago	19	85	4.5	16	1	2	14	7.0	9	0	99	
9/20	Seattle	3	9	3.0	8	0	0	0	0.0	0	0	9	
9/28	Kansas City	10	46	4.6	13	0	3	41	13.7	26	0	87	
10/4	at San Francisco	18	90	5.0	15	0	1	3	3.0	3	0	93	
10/11	St. Louis	13	27	2.1	8	0	1	8	8.0	8	0	35	
10/18	San Diego	4	3	0.8	3	0	2	17	8.5	12	0	20	
11/1	at Denver	11	38	3.5	15	1	1	9	9.0	0	0	47	
11/8	at Carolina	5	10	2.0	7	0	0	0	0.0	0	0	10	
11/15	Detroit	Inactive (groin)											
11/22	at Minnesota	22	100	4.5	27	0	1	6	6.0	6	0	106	
11/26	Chicago	17	105	6.2	29	0	4	34	8.5	25t	1	139	
12/3	at Detroit	5	4	0.8	2	0	1	-3	-3.0	-3	0	1	
12/13	Dallas	24	124	5.2	24	1	1	24	24.0	24	0	148	
12/20	at Oakland	11	23	2.1	8	0	0	0	0.0	0	0	23	
12/27	at Arizona	12	60	5.0	25	0	1	28	28.0	28t	1	88	
1/3	Minnesota	13	34	2.6	11	0	2	7	3.5	14	0	41	
TOTALS (15/12)		187	758	4.1	29	3	20	188	9.4	28t	2	946	
1/10	at Washington	12	63	5.3	30	1	0	0	0.0	0	0	63	
1/16	at Arizona	12	89	7.4	61	0	2	2	1.0	4	0	91	
PLAYOFF TOTALS (2/2)		24	152	6.3	61	1	2	2	1.0	4	0	154	

2016	Opponent	-----Rushing-----					-----Receiving-----					Total	
		Att	Yds	Avg	LG	TD	Rec	Yds	Avg	LG	TD		
9/11	at Jacksonville	14	61	4.4	28	0	1	17	17.0	17	0	78	
9/18	at Minnesota	12	50	4.2	13	0	0	0	0.0	0	0	50	
9/25	Detroit	17	103	6.1	25	0	1	2	2.0	2	0	105	
10/9	N.Y. Giants	11	81	7.4	31	0	1	3	3.0	3	0	84	
10/16	Dallas	17	65	3.8	25	0	1	6	6.0	6	0	71	
Games 6-16		Injured Reserve (ankle)											
TOTALS (5/5)		71	360	5.1	31	0	4	28	7.0	17	0	388	



20

JEREMY LANE
CORNERBACK

Height 6-0
Weight 190
College Northwestern St. (La.)
Seasons NFL 6th, Seahawks 6th
Born July 14, 1990
Hometown Tyler, Texas

LANE'S 2017 SEASON

at GB (9/10): Started at RCB in base and had one solo tackle before being ejected after apparently throwing a punch at an opponent. **SF (9/17):** Started at RCB and had five solo stops. **Indy (10/1):** Started at RCB, but left the game early with a groin injury. **at LA (10/8):** Inactive (groin). **at NYG (10/22):** Inactive (groin).

LANE'S 2017 GAME-BY-GAME

Game	G/S	T	S	A	QB	Yds.	QH	Int.	Yds.	PD	FF	FR	Yds.
at GB (9/10)	1/1	1	1	0	0.0	0.0	0	0	0	0	0	0	0
SF (9/17)	1/1	5	5	0	0.0	0.0	0	0	0	0	0	0	0
at Ten (9/24)	1/1	3	3	0	0.0	0.0	0	0	0	0	0	0	0
Indy (10/1)	1/1	0	0	0	0.0	0.0	0	0	0	0	0	0	0
at LA (10/8)	0/0	Inactive (Groin)											
at NYG (10/22)	0/0	Inactive (Groin)											
Totals	4/4	9	9	0	0.0	0.0	0	0	0	0	0	0	0

LANE'S NFL RECORD

Club	G/S	Tackles			Sacks		Interceptions									
		Tkl	So	Ast	QB	Yds	No	Yds	Avg	LG	TD	PD	FF	FR	Yds	
2012 Seattle	13/3	10	5	5	0.0	0.0	0	0	0.0	0	0	0	0	0	0	0
2013 Seattle	15/0	12	9	3	0.0	0.0	0	0	0.0	0	0	4	0	0	0	0
2014 Seattle	7/1	12	8	4	0.0	0.0	0	0	0.0	0	0	3	1	0	0	0
2015 Seattle	6/2	11	10	1	0.0	0.0	2	60	30.0	54	0	6	0	0	0	0
2016 Seattle	16/9	46	33	13	0.0	0.0	0	0	0.0	0	0	3	0	0	0	0
2017 Seattle	4/4	9	9	0	0.0	0.0	0	0	0.0	0	0	0	0	0	0	0
NFL TOTALS	61/19	100	74	26	0.0	0.0	2	60	30.0	54	0	16	1	0	0	0

POSTSEASON

Club	G/S	Tackles			Sacks		Interceptions									
		Tkl	So	Ast	QB	Yds	No	Yds	Avg	LG	TD	PD	FF	FR	Yds	
2012 Seattle	2/0	Special Teams Only														
2013 Seattle	3/0	1	1	0	0.0	0.0	0	0	0.0	0	0	0	0	0	0	0
2014 Seattle	3/0	7	5	2	0.0	0.0	1	14	14.0	14	0	1	0	0	0	0
2015 Seattle	2/1	4	2	2	0.0	0.0	0	0	0.0	0	0	1	0	0	0	0
2016 Seattle	2/1	7	5	2	0.0	0.0	0	0	0.0	0	0	0	0	0	0	0
NFL TOTALS	12/2	19	13	6	0.0	0.0	1	14	14.0	14	0	2	0	0	0	0

LANE'S SINGLE-GAME HIGHS

Tackles: 7 at Arizona (10/23/16) **FF:** 1 vs. Arizona (11/23/14)
Sacks: None **FR:** None
Int.: 1 twice, last at Arizona (1/3/16)

ADDITIONAL STATS

Special Teams Tackles: 2012 (5), 2013 (13), 2014 (1), 2015 (1), 2016 (3); **Career:** (23).
Postseason Special Teams Tackles: 2012 (2), 2013 (3), 2014 (3), 2015 (0); **Career:** (8).



16

TYLER LOCKETT

WIDE RECEIVER

Height	5-10
Weight	182
College	Kansas State
Seasons	NFL 3rd, Seahawks 3rd
Born	September 28, 1992
Hometown	Tulsa, Okla.

LOCKETT'S 2017 SEASON

at **GB (9/10)**: Saw action at WR and as the punt and kickoff returner. Averaged 30.3 yards on three kick-off returns. **SF (9/17)**: Led team with 64 receiving yards and tied for team high with six catches. **Indy (10/1)**: Led team with 67 receiving yards on four catches.

2017	Opponent	No	Yds	Avg	LG	TD
09/10	at Green Bay	1	8	8.0	8	0
09/17	San Francisco	6	64	10.7	22	0
09/24	at Tennessee	2	30	15.0	16	0
10/01	Indianapolis	4	67	16.8	41	0
10/08	at L.A. Rams	3	26	8.7	12	0
10/22	at N.Y. Giants	4	29	7.3	14	0
TOTALS (6/4)		20	124	11.2	41	0

Additional Stats: Rushing: 6 for 46 yards (7.7 avg) with a long of 22.

LOCKETT'S NFL RECORD

Year	Club	G/S	No	Yds	Avg	LG	TD
2015	Seattle	16/8	51	664	13.0	49t	6
2016	Seattle	15/9	41	597	14.6	57t	1
2017	Seattle	6/4	20	224	11.2	41	0

NFL TOTALS	37/21	112	1,485	13.3	57t	7
-------------------	--------------	------------	--------------	-------------	------------	----------

Year	Club	G/S	-----Kickoff Returns-----				-----Punt Returns-----					
			No	Yds	Avg	LG	TD	No	Yds	Avg	LG	TD
2015	Seattle	16/8	33	852	25.8	105t	1	40	379	9.5	66	1
2016	Seattle	15/9	23	606	26.3	46	0	29	243	8.4	62	0
2017	Seattle	6/4	8	198	24.8	43	0	12	84	7.0	14	0

NFL TOTALS	37/21	64	1,656	25.9	105t	1	81	706	8.7	66	1
-------------------	--------------	-----------	--------------	-------------	-------------	----------	-----------	------------	------------	-----------	----------

POSTSEASON

Year	Club	G/S	No	Yds	Avg	LG	TD
2015	Seattle	2/0	4	110	27.5	35	1

NFL TOTALS	2/0	4	110	27.5	35	1
-------------------	------------	----------	------------	-------------	-----------	----------

Year	Club	G/S	-----Kickoff Returns-----				-----Punt Returns-----					
			No	Yds	Avg	LG	TD	No	Yds	Avg	LG	TD
2015	Seattle	2/0	4	104	26.0	50	0	4	18	4.5	8	0
NFL TOTALS	2/0	4	104	26.0	50	0	4	18	4.5	8	0	

LOCKETT'S SINGLE-GAME HIGHS

Most Rec.: 7, 2 Times, Last vs. L.A. Rams (12/15/16) **Most Yards:** 130 vs. L.A. Rams (12/15/16)
Most TDs: 2, 2 Times, Last at Baltimore (12/13/15) **Longest Rec.:** 57t vs. L.A. Rams (12/15/16)

ADDITIONAL STATS

Rushing: 2015: (Rushed 5 times for 20 yards, 4.0 avg., with a long of 8.), 2016: (Rushed 6 times for 114 yards, 19.0 avg, with a long of 75 and 1 TD), 2017: (Rushed 6 times for 46 yards, 7.7 avg. with a long of 22); **Career:** (Rushed 17 times for 180 yards, 10.6 avg, with a long of 75 and 1 TD).

LOCKETT'S GAME-BY-GAME RECEIVING

2015	Opponent	No	Yds	Avg	LG	TD	2016	Opponent	No	Yds	Avg	LG	TD
9/13	at St. Louis	4	34	8.5	12	0	9/11	Miami	3	17	5.7	6	0
9/20	at Green Bay	2	17	8.5	17	0	9/18	at L.A. Rams	4	99	24.8	53	0
9/27	Chicago	0	0	0.0	0	0	9/25	San Francisco	0	0	0.0	0	0
10/5	Detroit	4	58	14.5	23	0	10/2	at N.Y. Jets	1	13	13.0	13	0
10/11	at Cincinnati	2	29	14.5	22	0	10/16	Atlanta	3	23	7.7	10	0
10/18	Carolina	0	0	0.0	0	0	10/23	at Arizona	2	13	6.5	8	0
10/22	at San Francisco	5	79	15.8	43t	1	10/30	at New Orleans	4	32	8.0	10	0
11/1	at Dallas	3	36	12.0	16	0	11/7	Buffalo	1	17	17.0	17	0
11/15	Arizona	1	7	7.0	7	0	11/13	at New England	3	72	24.0	36	0
11/22	San Francisco	4	48	12.0	24t	2	11/20	Philadelphia	2	39	19.5	30	0
11/29	Pittsburgh	3	38	12.7	16	0	11/27	at Tampa Bay	0	0	0.0	0	0
12/6	at Minnesota	7	90	12.9	29	0	12/4	Carolina	5	63	12.6	40	0
12/13	at Baltimore	6	104	17.3	49t	2	12/11	at Green Bay	4	41	10.3	15	0
12/20	Cleveland	5	55	11.0	27t	1	12/15	L.A. Rams	7	130	18.6	57t	1
12/27	St. Louis	3	33	11.0	16	0	12/24	Arizona	2	38	19.0	28	0
1/3	at Arizona	2	36	18.0	36	0							
TOTALS (16/8)		51	664	13.0	49t	6	TOTALS (15/9)		41	597	14.6	57t	1

1/10	at Minnesota	1	35	35.0	35	0
1/17	at Carolina	3	75	25.0	33t	1
PLAYOFF TOTALS (2/0)		4	110	27.5	35	1



41

DEWEY McDONALD

LINEBACKER

Height	6-0
Weight	229
College	California Univ. (Pa.)
Seasons	NFL 4th, Seahawks 2nd
Born	June 10, 1990
Hometown	Ranson, W. Va.

McDONALD'S 2017 SEASON

Was placed on IR (knee) September 27. **at GB (9/10):** Saw limited action at linebacker and a key member of special teams. **SF (9/17):** Saw action on special teams and had a tackle. **at Ten (9/24):** Injured knee on opening kickoff and did not return.

McDONALD'S 2017 GAME-BY-GAME

Game	G/S	T	S	A	QB	Yds.	QH	Int.	Yds.	PD	FF	FR	Yds.
at GB (9/10)	1/0	0	0	0	0.0	0.0	0	0	0	0	0	0	0
SF (9/17)	1/0	Special Teams Only											
at Ten (9/24)	1/0	Special Teams Only											
Totals	3/0	0	0	0	0.0	0.0	0	0	0	0	0	0	0

Additional Stats: Special Teams Tackles: 1.

McDONALD'S NFL RECORD

Club	G/S	Tackles			Sacks		Interceptions									
		Tkl	So	Ast	QB	Yds	No	Yds	Avg	LG	TD	PD	FF	FR	Yds	
2014 Indianapolis	12/0	0	0	0	0.0	0.0	0	0	0.0	0	0	0	0	0	0	0
2015 Indianapolis	1/0	1	0	1	0.0	0.0	0	0	0.0	0	0	0	0	0	0	0
New England	1/0	0	0	0	0.0	0.0	0	0	0.0	0	0	0	0	0	0	0
Oakland	1/0	0	0	0	0.0	0.0	0	0	0.0	0	0	0	0	0	0	0
2016 Seattle	14/0	0	0	0	0.0	0.0	0	0	0.0	0	0	1	0	0	0	0
2017 Seattle	3/0	0	0	0	0.0	0.0	0	0	0.0	0	0	0	0	0	0	0
NFL TOTALS	32/0	1	0	1	0.0	0.0	0	0	0.0	0	0	1	0	0	0	0

POSTSEASON

Club	G/S	Tackles			Sacks		Interceptions									
		Tkl	So	Ast	QB	Yds	No	Yds	Avg	LG	TD	PD	FF	FR	Yds	
2014 Indianapolis	3/0	0	0	0	0.0	0.0	0	0	0.0	0	0	0	0	0	0	0
2016 Seattle	2/0	0	0	0	0.0	0.0	0	0	0.0	0	0	0	0	0	0	0
NFL TOTALS	5/0	0	0	0	0.0	0.0	0	0	0.0	0	0	0	0	0	0	0

McDONALD'S SINGLE-GAME HIGHS

Tackles: 1 vs. New Orleans (10/25/15)
Sacks: None
Int.: None

FF: None
FR: None

ADDITIONAL STATS

Special Teams Tackles: 2014 (13), 2015 (0), 2016 (8), 2017 (1); **Career:** 22.



30

BRADLEY McDOUGALD

SAFETY

Height	6-1
Weight	215
College	Kansas
Seasons	NFL 5th, Seahawks 1st
Born	November 15, 1990
Hometown	Columbus, Ohio
Pronunciation	mick-DOO-gull

McDOUGALD'S NFL RECORD

at GB (9/10): Saw limited action at safety and a key member of special teams. **SF (9/17):** Saw action as a third safety on defense and had three special teams tackles. **Indy (10/1):** Assisted on two tackles and had a special teams stop. **at NYG (10/22):** Had a season-high three tackles.

McDOUGALD'S 2017 GAME-BY-GAME

Game	G/S	T	S	A	QB	Yds.	QH	Int.	Yds.	PD	FF	FR	Yds.
at GB (9/10)	1/0	0	0	0	0.0	0.0	0	0	0	0	0	0	0
SF (9/17)	1/0	0	0	0	0.0	0.0	0	0	0	0	0	0	0
at Ten (9/24)	1/0	1	1	0	0.0	0.0	0	0	0	0	0	0	0
Indy (10/1)	1/0	2	0	2	0.0	0.0	0	0	0	0	0	0	0
at LA (10/8)	1/0	0	0	0	0.0	0.0	0	0	0	0	0	0	0
at NYG (10/22)	1/0	3	3	0	0.0	0.0	0	0	0	0	0	0	0
Totals	6/0	6	4	2	0.0	0.0	0	0	0	0	0	0	0

Additional Stats: Special Teams Tackles: 6.

McDOUGALD'S NFL RECORD

Club	G/S	Tackles			Sacks		Interceptions									
		Tkl	So	Ast	QB	Yds	No	Yds	Avg	LG	TD	PD	FF	FR	Yds	
2013 Kansas City	1/0	0	0	0	0.0	0.0	0	0	0.0	0	0	0	0	0	0	0
Tampa Bay	3/0	0	0	0	0.0	0.0	0	0	0.0	0	0	0	0	0	0	0
2014 Tampa Bay	15/5	46	37	9	0.0	0.0	1	0	0.0	0	7	0	0	0	0	
2015 Tampa Bay	16/15	87	67	20	0.0	0.0	2	1	0.5	1	0	4	0	0	0	
2016 Tampa Bay	16/16	91	79	12	0.0	0.0	2	32	16.0	32	0	10	0	1	6	
2017 Seattle	6/0	6	4	2	0.0	0.0	0	0	0.0	0	0	0	0	0	0	
NFL TOTALS	57/36	230	187	43	0.0	0.0	5	33	6.6	32	0	21	0	1	6	

McDOUGALD'S SINGLE-GAME HIGHS

Tackles: 15 at Carolina (12/14/14)
Sacks: None
Int.: 1 five times, last vs. Seattle (11/27/16)

FF: None
FR: 1 vs. Chicago (11/13/16)

ADDITIONAL STATS

Special Teams Tackles: 2014 (4), 2017 (6); **Career:** (10).



94 MALIK McDOWELL
DEFENSIVE TACKLE

Height 6-6
Weight 299
College Michigan State
NFL Seasons Rookie
Born June 20, 1996
Hometown Detroit, Mich.
Pronunciation muh-LEEK

McDOWELL'S 2017 SEASON

Began the season on NFI.



19 TANNER McEVOY
WIDE RECEIVER

Height 6-6
Weight 230
College Wisconsin
Seasons NFL 2nd, Seahawks 2nd
Born January 26, 1993
Hometown Hillsdale, N.J.

McEVOY'S 2017 SEASON

at GB (9/10): Saw action at WR and on special teams. at LA (10/8): Had a special teams tackle and passed for an interception on an end-around-pass.

2017	Opponent	No	Yds	Avg	LG	TD	2016	Opponent	No	Yds	Avg	LG	TD
09/10	at Green Bay	0	0	0.0	0	0	09/11	Miami	0	0	0.0	0	0
09/17	San Francisco	0	0	0.0	0	0	09/18	at L.A. Rams	Inactive				
09/24	at Tennessee	0	0	0.0	0	0	09/25	San Francisco	0	0	0.0	0	0
10/01	Indianapolis	0	0	0.0	0	0	10/02	at N.Y. Jets	1	42	42.0	42t	1
10/08	at L.A. Rams	0	0	0.0	0	0	10/16	Atlanta	1	17	17.0	17	0
10/22	at N.Y. Giants	0	0	0.0	0	0	10/23	at Arizona	1	10	10.0	10	0
TOTALS (6/0)		0	0	0.0	0	0	10/30	at New Orleans	0	0	0.0	0	0
Additional Stats: Special Teams Tackles: 2.							11/07	Buffalo	0	0	0.0	0	0
							11/13	at New England	Inactive				
							11/20	Philadelphia	0	0	0.0	0	0
							11/27	at Tampa Bay	0	0	0.0	0	0
							12/04	Carolina	1	14	14.0	14	0
							12/11	at Green Bay	3	41	13.7	21t	1
							12/15	L.A. Rams	0	0	0.0	0	0
							12/24	Arizona	0	0	0.0	0	0
							1/1/17	at San Francisco	2	16	8.0	9	0
							TOTALS (14/0)	9	140	15.6	42t	2	
							01/07	Detroit	0	0	0.0	0	0
							01/14	at Atlanta	0	0	0.0	0	0
							TOTALS (2/0)	0	0	0.0	0	0	

McEVOY'S NFL RECORD

Year	Club	G/S	No	Yds	Avg	LG	TD
2016	Seattle	14/0	9	140	15.6	42t	2
2017	Seattle	6/0	0	0	0.0	0	0
NFL TOTALS		20/0	9	140	15.6	42t	2

POSTSEASON							
Year	Club	G/S	No	Yds	Avg	LG	TD
2016	Seattle	2/0	0	0	0.0	0	0
NFL TOTALS		2/0	0	0	0.0	0	0

McEVOY'S SINGLE-GAME HIGHS

Most Rec.: 3 at Green Bay (12/11/16)

Most Yards: 42 at N.Y. Jets (10/2/16)

Most TDs: 1, 2 Time, Last Green Bay (12/11/16)

Longest Reception: 42t at N.Y. Jets (10/2/16)

ADDITIONAL STATS

Special Teams Tackles: 2016 (blocked punt), 2017 (2); Career: 2, blocked punt.
Passing: 2016 (1-1, 43 yards), 2017 (0-1, INT) Career: (1-2, 43 yards, INT).



21

J.D. McKISSIC

RUNNING BACK

Height	5-10
Weight	195
College	Arkansas State
Seasons	NFL 2nd, Seahawks 2nd
Born	August 15, 1993
Hometown	Phenix City, Ala.

McKISSIC'S 2017 SEASON

at GB (9/10): Inactive. SF (9/17): Inactive. at Ten (9/24): Inactive. Indy (10/1): Active for first game of 2017 in place of C.J. Prosise (ankle) and first touch on offense resulted in a 30-yard TD run. Also had a 27-yard TD reception late in the game on a fourth down play.

2017	Opponent	-----Rushing-----					-----Receiving-----					Total
		Att	Yds	Avg	LG	TD	Rec	Yds	Avg	LG	TD	
09/10	at Green Bay	Inactive										
09/17	San Francisco	Inactive										
09/24	at Tennessee	Inactive										
10/01	Indianapolis	4	38	9.5	30t	1	1	27	27.0	27t	1	65
10/08	at L.A. Rams	2	0	0.0	3	0	3	36	12.0	21	0	36
10/22	at N.Y. Giants	3	10	3.3	10	0	2	23	11.5	16	0	33
TOTALS (3/0)		9	48	5.3	30t	1	6	86	14.3	27t	1	134

McKISSIC'S NFL RECORD

Club	G/S	Rushing					Receiving				
		Att	Yds	Avg	LG	TD	No	Yds	Avg	LG	TD
2016 Seattle	1/0	1	2	2.0	2	0	2	16	8.0	10	0
2017 Seattle	3/0	9	48	5.3	30t	1	6	86	14.3	27t	1
NFL TOTALS	4/0	10	50	5.0	30t	1	8	102	12.8	27t	1

Club	G/S	Rushing					Receiving				
		Att	Yds	Avg	LG	TD	No	Yds	Avg	LG	TD
2016 Seattle	2/0	1	3	3.0	3	0	1	5	5.0	5	0
NFL TOTALS	2/0	1	3	3.0	3	0	1	5	5.0	5	0

McKISSIC'S SINGLE-GAME HIGHS

Rushing
Rush Attempts: 4 vs. Indianapolis (10/1/17)
Rush Yards: 38 vs. Indianapolis (10/1/17)
Longest Rush: 30 vs. Indianapolis (10/1/17)
Most Rush TDs: 1 vs. Indianapolis (10/1/17)

Receiving
Most Rec.: 3 at L.A. Rams (10/8/17)
Most Rec. Yards: 36 at L.A. Rams (10/8/17)
Longest Reception: 27 vs. Indianapolis (10/1/17)
Most Rec. TDs: 1 vs. Indianapolis (10/1/17)



38

TRE MADDEN

FULLBACK

Height	6-0
Weight	235
College	Southern California
Seasons	NFL 2nd, Seahawks 2nd
Born	August 16, 1993
Hometown	Aliso Viejo, Calif.

MADDEN'S 2017 SEASON

at GB (9/10): Made first-career start at FB. SF (9/17): Started at FB. at Ten (9/24): Had a special teams tackle. at NYG (10/22): Had first-career scrimmage touch on a reception.

2017	Opponent	-----Rushing-----					-----Receiving-----					Total
		Att	Yds	Avg	LG	TD	Rec	Yds	Avg	LG	TD	
09/10	at Green Bay	0	0	0.0	0	0	0	0	0.0	0	0	0
09/17	San Francisco	0	0	0.0	0	0	0	0	0.0	0	0	0
09/24	at Tennessee	0	0	0.0	0	0	0	0	0.0	0	0	0
10/01	Indianapolis	0	0	0.0	0	0	0	0	0.0	0	0	0
10/08	at L.A. Rams	0	0	0.0	0	0	0	0	0.0	0	0	0
10/22	at N.Y. Giants	0	0	0.0	0	0	1	-1	-1.0	-1	0	-1
TOTALS (6/2)		0	0	0.0	0	0	1	-1	-1.0	-1	0	-1

Additional Stats: Special Teams Tackles: 2.

MADDEN'S NFL RECORD

Club	G/S	Rushing					Receiving				
		Att	Yds	Avg	LG	TD	No	Yds	Avg	LG	TD
2016 Seattle		Injured Reserve									
2017 Seattle	6/2	0	0	0.0	0	0	1	-1	-1.0	-1	0
NFL TOTALS	6/2	0	0	0.0	0	0	1	-1	-1.0	-1	0

MADDEN'S SINGLE-GAME HIGHS

Rushing
Rush Attempts: None
Rush Yards: None
Longest Rush: None
Most Rush TDs: None

Receiving
Most Rec.: 1 at N.Y. Giants (10/22/17)
Most Rec. Yards: -1 at N.Y. Giants (10/22/17)
Longest Reception: -1 at N.Y. Giants (10/22/17)
Most Rec. TDs: None

ADDITIONAL STATS

Special Teams Tackles: 2017 (2); Career: 2.



51

JUSTIN MARCH-LILLARD

LINEBACKER

Height 6-0
Weight 227
College Akron
Seasons NFL 3rd, Seahawks 1st
Born July 5, 1993
Hometown Danville, Ill.

NFL TRANSACTIONS:

05/11/15: Signed with Kansas City as undrafted rookie free agent
 09/01/15: Placed on IR
 02/16/16: Activated from IR
 10/18/16: Placed on IR
 12/21/16: Designated to return from IR
 12/30/16: Activated from IR
 09/02/17: Waived by Kansas City
 09/03/17: Claimed off waivers by Miami
 09/26/17: Waived by Miami
 09/27/17: Claimed off waivers by Seattle

NFL CAREER HIGHLIGHTS:

- Originally signed with Kansas City as an undrafted free agent on May 11, 2015.
- Was waived by Kansas City following training camp in 2017 and was claimed by Miami. Saw action in two games for the Dolphins, all on special teams.
- Started the first five games of 2016 for the Chiefs totalling 22 tackles and two passes

defensed before before being placed on injured reserve. Returned from IR the final week of the regular season but was inactive. Saw action in one postseason game in 2016.

- Spent the entire 2015 season on injured reserve.

COLLEGE: Played in 46 games (35 starts), recording 250 tackles (125 solo), including 3.5 sacks (-22 yards) and 14 tackles for loss in four seasons at Akron. Also had four interceptions returned 34 yards, 14 pass breakups and two forced fumbles. Returned one interception for a touchdown in 2013.

PERSONAL: Four-year letterwinner at Danville High School in Danville, Ill. Earned first-team all-conference and all-area honors and was named all-area player of the year as a senior after he recorded 153 tackles. Played in the 2010 East-West All-Star Game. Member of two conference championship teams his junior and senior seasons. Also was a three-year letterwinner in basketball and a two-year letter-winner in baseball.

MARCH-LILLARD'S NFL RECORD

Club	G/S	Tackles					Sacks		Interceptions						
		Tkl	So	Ast	QB	Yds	No	Yds	Avg	LG	TD	PD	FF	FR	Yds
2015 Kansas City	0/0	Injured Reserve													
2016 Kansas City	5/5	22	15	7	0.0	0.0	0	0	0.0	0	0	2	0	0	0
2017 Miami	2/0	0	0	0	0.0	0.0	0	0	0.0	0	0	0	0	0	0
Seattle	1/0	0	0	0	0.0	0.0	0	0	0.0	0	0	0	0	0	0
NFL TOTALS	8/0	22	15	7	0.0	0.0	0	0	0.0	0	0	2	0	0	0

POSTSEASON

Club	G/S	Tackles					Sacks		Interceptions						
		Tkl	So	Ast	QB	Yds	No	Yds	Avg	LG	TD	PD	FF	FR	Yds
2015 Kansas City	0/0	Injured Reserve													
2016 Kansas City	1/0	0	0	0	0.0	0.0	0	0	0.0	0	0	0	0	0	0
NFL TOTALS	1/0	0	0	0	0.0	0.0	0	0	0.0	0	0	0	0	0	0

MARCH-LILLARD'S SINGLE-GAME HIGHS

Tackles: 9 vs. San Diego (9/11/16)
Sacks: None
Int.: None

FF: None
FR: None

ADDITIONAL STATS

Special Teams Tackles: 2017 (1); **Career:** 1.

MARCH-LILLARD'S 2017 SEASON

Claimed off waivers from Miami on September 27. Waived October 7. **at Indy (10/1):** Saw action in first game with Seattle, all on special teams.

MARCH-LILLARD'S 2017 GAME-BY-GAME

Game	G/S	T	S	A	QB	Yds.	QH	Int.	Yds.	PD	FF	FR	Yds.
<i>With Miami</i>													
at LAC (9/17)	1/0	Speical Teams Only											
at NYJ (9/24)	1/0	Special Teams Only											
<i>With Seattle</i>													
Indy (10/1)	1/0	Special Teams Only											
Totals	3/0	0	0	0	0.0	0.0	0	0	0	0	0	0	0

Additional Stats: Special Teams Tackles: 1.



70 REES ODHIAMBO
GUARD


Height 6-4
Weight 315
College Boise State
Seasons NFL 2nd, Seahawks 2nd
Born September 23, 1992
Hometown Mansfield, Ohio
Pronunciation Reece oh-dee-AHM-bo

ODHIAMBO'S 2017 SEASON

at GB (9/10): Made first-career start at LT. SF (9/17): Started at LT. at Ten (9/24): Started at LT. Indy (10/1): Started at LT and helped lead team to 477 total yards, including a season high 194 rushing yards.

ODHIAMBO'S NFL RECORD

Year	Team	GP/GS	Postseason
2016	Seattle	8/0	1/0
2017	Seattle	6/6	
NFL TOTALS		14/6	1/0



69 TYLER OTT
LONG SNAPPER

Height 6-3
Weight 253
College Harvard
Seasons NFL 3rd, Seahawks 2nd
Born February 28, 1992
Hometown Tulsa, Okla.

OTT'S 2017 SEASON

at GB (9/10): Handled snapping duties. SF (9/17): Handled snapping duties. at Ten (9/24): Handled snapping duties. Indy (10/1): Handled snapping duties. at LA (10/8): Handled snapping duties. at NYG (10/22): Handled snapping duties.

OTT'S NFL RECORD

Year	Team	GP/GS	Postseason
2015	N.Y. Giants	1/0	
2016	Cincinnati	3/0	
	Seattle	-	2/0
2017	Seattle	6/0	
NFL TOTALS		10/0	2/0



77

ETHAN POCIC

GUARD/TACKLE

Height 6-6
 Weight 309
 College Louisiana State
 NFL Seasons Rookie
 Born August 5, 1995
 Hometown Lemont, Ill.
 Pronunciation POE-sick

POCIC'S 2017 SEASON

at GB (9/10): Saw action on special teams. **SF (9/17):** Saw action on special teams. **at Ten (9/24):** Saw action on special teams. **Indy (10/1):** Saw action on special teams. **at LA (10/8):** Saw action on special teams and had a 13-yard kickoff return. **at NYG (10/22):** Saw first-career action on O-Line and started at LG in place of Luke Joeckel (knee).

POCIC'S NFL RECORD				
Year	Team	—	GP/GS	Postseason
2017	Seattle	—	6/1	
NFL TOTALS		—	6/1	0/0



22 C.J. PROISE

RUNNING BACK

Height 6-1
Weight 225
College Notre Dame
Seasons NFL 2nd, Seahawks 2nd
Born May 20, 1994
Hometown Petersburg, Va.

PROISE'S 2017 SEASON

at GB (9/10): Saw action at RB. SF (9/17): Saw action at RB. Indy (10/1): Inactive (ankle). at LA (10/8): Inactive (ankle). at NYG (10/22): Returned to action but left early in the game after an ankle injury.

2017	Opponent	-----Rushing-----					-----Receiving-----					Total
		Att	Yds	Avg	LG	TD	Rec	Yds	Avg	LG	TD	
09/10	at Green Bay	4	11	2.8	8	0	0	0	0.0	0	0	11
09/17	San Francisco	0	0	0.0	0	0	3	22	7.3	9	0	22
09/24	at Tennessee	4	9	2.3	6	0	3	65	21.7	46	0	74
10/01	Indianapolis	Inactive (ankle)										
10/08	at L.A. Rams	Inactive (ankle)										
10/22	at N.Y. Giants	0	0	0.0	0	0	0	0	0.0	0	0	0
TOTALS (4/0)		8	20	2.5	8	0	6	87	14.5	46	0	107

PROISE'S NFL RECORD

Team	G/S	Rushing					Receiving				
		Att	Yds	Avg	LG	TD	No	Yds	Avg	LG	TD
2016 Seattle	6/2	30	172	5.7	72t	1	17	208	12.2	43	0
2017 Seattle	4/0	8	20	2.5	8	0	6	87	14.5	46	0
NFL TOTALS	10/2	38	192	5.1	72t	1	23	295	12.8	46	0

PROISE'S SINGLE-GAME HIGHS

RUSHING

Rush Attempts: 17 at New England (11/13/16)
Rush Yards: 76 vs. Philadelphia (11/20/16)
Longest Rush: 72t vs. Philadelphia (11/20/16)
Most Rush TDs: 1 vs. Philadelphia (11/20/16)

RECEIVING

Most Rec.: 7 at New England (11/13/16)
Most Rec. Yards: 87 at New England (11/13/16)
Longest Reception: 46 at Tennessee (9/24/17)
Most Rec. TDs: None

PROISE'S GAME-BY-GAME

2016	Opponent	-----Rushing-----					-----Receiving-----					Total
		Att	Yds	Avg	LG	TD	Rec	Yds	Avg	LG	TD	
9/11	Miami	1	-2	-2.0	-2	0	1	13	13.0	13	0	11
Games 2-5												
Inactive (wrist)												
10/23	at Arizona	1	0	0.0	0	0	2	17	8.5	9	0	17
10/30	at New Orleans	4	23	5.8	8	0	4	80	20.0	43	0	103
11/7	Buffalo	3	9	3.0	4	0	1	6	6.0	6	0	15
11/13	at New England	17	66	3.9	10	0	7	87	12.4	38	0	153
11/20	Philadelphia	4	76	19.0	72t	1	2	5	2.5	5	0	81
Games 11-16												
Inactive (shoulder)												
TOTALS (6/2)		30	172	5.7	72t	1	17	208	12.2	43	0	380
1/7	Detroit	Inactive (shoulder)										
1/14	at Atlanta	Inactive (shoulder)										
TOTALS (0/0)		0	0	0.0	0	0	0	0	0.0	0	0	0



34

THOMAS RAWLS

RUNNING BACK

Height 5-9
Weight 215
College Central Michigan
Seasons NFL 3rd, Seahawks 3rd
Born August 3, 1993
Hometown Flint, Mich.

RAWLS' 2017 SEASON

at GB (9/10): Inactive (ankle). SF (9/17): Started at RB and had five rushes for four yards. at Ten (9/24): Saw limited action at RB. Indy (10/1): Inactive. at LA (10/8): Saw action at RB. at NYG (10/22): Started at RB and led team with 36 yards on 11 carries.

2017	Opponent	-----Rushing-----					-----Receiving-----					Total
		Att	Yds	Avg	LG	TD	Rec	Yds	Avg	LG	TD	
09/10	at Green Bay	Inactive (ankle)										
09/17	San Francisco	5	4	0.8	7	0	0	0	0.0	0	0	4
09/24	at Tennessee	0	0	0.0	0	0	0	0	0.0	0	0	0
10/01	Indianapolis	Inactive										
10/08	at L.A. Rams	8	20	2.5	7	0	2	15	7.5	14	0	35
10/22	at N.Y. Giants	11	36	3.3	9	0	1	16	16.0	16	0	52
TOTALS (4/2)		24	60	2.5	9	0	3	31	10.3	16	0	91

RAWLS' NFL RECORD

Club	Team	G/S	Rushing				Receiving					
			Att	Yds	Avg	LG	TD	No	Yds	Avg	LG	TD
2015	Seattle	13/7	147	830	5.6	69t	4	9	76	8.4	31t	1
2016	Seattle	9/7	109	349	3.2	45t	3	13	96	7.4	20	0
2017	Seattle	4/2	24	60	2.5	9	0	3	31	10.3	16	0
NFL TOTALS		26/16	280	1,239	4.4	69t	7	25	203	8.1	31t	1

POSTSEASON

Club	Team	G/S	Rushing				Receiving					
			Att	Yds	Avg	LG	TD	No	Yds	Avg	LG	TD
2015	Seattle	Injured Reserve (ankle)										
2016	Seattle	2/2	38	195	5.1	32	1	1	1	1.0	1	0
NFL TOTALS		2/2	38	195	5.1	32	1	1	1	1.0	1	0

RAWLS' SINGLE-GAME HIGHS

RUSHING

Rush Attempts: 30 vs. San Francisco (11/22/15)
Rush Yards: 209 vs. San Francisco (11/22/15)
Longest Rush: 69t at Cincinnati (10/11/15)
Most Rush TDs: 2 vs. Carolina (12/4/16)

RECEIVING

Most Rec.: 3, 3 Times, Last at L.A. Rams (9/18/16)
Most Rec. Yards: 46 vs. San Francisco (11/22/15)
Longest Reception: 31t vs. San Francisco (11/22/15)
Most Rec. TDs: 1 vs. San Francisco (11/22/15)

RAWLS' GAME-BY-GAME

2015	Opponent	-----Rushing-----					-----Receiving-----					Total
		Att	Yds	Avg	LG	TD	Rec	Yds	Avg	LG	TD	
9/13	at St. Louis	2	5	2.5	4	0	0	0	0.0	0	0	5
9/20	at Green Bay	0	0	0.0	0	0	0	0	0.0	0	0	0
9/27	Chicago	16	104	6.5	21	0	0	0	0.0	0	0	104
10/5	Detroit	17	48	2.8	10	0	1	-1	-1.0	-1	0	47
10/11	at Cincinnati	23	169	7.3	69t	1	0	0	0.0	0	0	169
10/18	Carolina	1	8	8.0	8	0	0	0	0.0	0	0	8
10/22	at San Francisco	6	32	5.3	17	0	2	9	4.5	5	0	41
11/1	at Dallas	4	10	2.5	7	0	0	0	0.0	0	0	10
11/15	Arizona	2	19	9.5	13	0	0	0	0.0	0	0	19
11/22	San Francisco	30	209	7.0	30	1	3	46	15.3	31t	1	255
11/29	Pittsburgh	21	81	3.9	17	1	0	0	0.0	0	0	81
12/6	at Minnesota	19	101	5.3	20	1	3	22	7.3	9	0	123
12/13	at Baltimore	6	44	7.3	16	0	0	0	0.0	0	0	44
TOTALS (13/7)		147	830	5.6	69t	4	9	76	8.4	31t	1	906

2016	Opponent	-----Rushing-----					-----Receiving-----					Total
		Att	Yds	Avg	LG	TD	Rec	Yds	Avg	LG	TD	
9/11	Miami	12	32	2.7	8	0	3	26	8.7	11	0	58
9/18	at L.A. Rams	7	-7	-1.0	-11	0	3	15	5.0	11	0	8
Games 3-9												
Inactive (fibula)												
11/20	Philadelphia	14	57	4.1	18	0	3	31	10.3	20	0	88
11/27	at Tampa Bay	12	38	3.2	8	0	0	0	0.0	0	0	38
12/4	Carolina	15	106	7.1	45t	2	1	12	12.0	12	0	118
12/11	at Green Bay	12	67	5.6	15	0	1	7	7.0	7	0	74
12/15	L.A. Rams	21	34	1.6	12	0	2	5	2.5	6	0	39
12/24	Arizona	8	8	1.0	4	0	0	0	0.0	0	0	8
1/1/17	at San Francisco	8	14	1.8	7	1	0	0	0.0	0	0	14
TOTALS (9/7)		109	349	3.2	45t	3	13	96	7.4	20	0	393
1/7	Detroit	27	161	6.0	32	1	1	1	1.0	1	0	162
1/14	at Atlanta	11	34	3.1	11	0	0	0	0.0	0	0	34
TOTALS (2/2)		38	195	5.1	32	1	1	1	1.0	1	0	196



90

JARRAN REED

DEFENSIVE TACKLE

Height	6-3
Weight	306
College	Alabama
Seasons	NFL 2nd, Seahawks 2nd
Born	December 16, 1992
Hometown	Goldsboro, N.C.
Pronunciation	JAIR-in

REED'S 2017 SEASON

at GB (9/10): Started at DT and had three tackles. **SF (9/17):** Started at DT and had four tackles. **Indy (10/1):** Started at DT. **at LA (10/8):** Started at DT and helped limit Rams to zero points over the final 40 minutes. **at NYG (10/22):** Had a career-high seven tackles, including a sack and first-career FF that was recovered by Frank Clark. The turnover set up a Seahawks TD.

REED'S 2017 GAME-BY-GAME

Game	G/S	T	S	A	QB	Yds.	QH	Int.	Yds.	PD	FF	FR	Yds.
at GB (9/10)	1/1	3	2	1	0.0	0.0	0	0	0	0	0	0	0
SF (9/17)	1/1	4	1	3	0.0	0.0	0	0	0	0	0	0	0
at Ten (9/24)	1/1	1	1	0	0.0	0.0	0	0	0	1	0	0	0
Indy (10/1)	1/1	3	1	2	0.0	0.0	1	0	0	0	0	0	0
at LA (10/8)	1/1	1	0	1	0.0	0.0	0	0	0	0	0	0	0
at NYG (10/22)	1/1	7	7	0	1.0	3.0	1	0	0	0	1	0	0
Totals	6/6	19	12	7	1.0	3.0	2	0	0	1	1	0	0

REED'S NFL RECORD

Club	G/S	Tackles			Sacks		Interceptions								
		Tkl	So	Ast	QB	Yds	No	Yds	Avg	LG	TD	PD	FF	FR	Yds
2016 Seattle	15/6	35	13	22	1.5	3.5	0	0	0.0	0	0	3	0	0	0
2017 Seattle	6/6	19	12	7	1.0	3.0	0	0	0.0	0	0	1	1	0	0
NFL TOTALS	21/12	54	25	29	2.5	6.5	0	0	0.0	0	0	4	1	0	0

REED'S SINGLE-GAME HIGHS

Tackles: 7 at N.Y. Giants (10/22/17) **FF:** 1 at N.Y. Giants (10/22/17)
Sacks: 1.0, 2 Times, Last at N.Y. Giants (10/22/17) **FR:** None
Int.: None



10

PAUL RICHARDSON

WIDE RECEIVER

Height	6-0
Weight	183
College	Colorado
Seasons	NFL 4th, Seahawks 4th
Born	April 13, 1992
Hometown	Los Angeles, Calif.

P. RICHARDSON'S 2017 SEASON

at GB (9/10): Made first start since 2014 and had four receptions for 59 yards. **SF (9/17):** Dislocated a finger early in the game, but returned to have two receptions for 19 yards, including the game-winning 9-yard TD reception in the fourth quarter. **at Ten (9/24):** Had a TD reception for second-straight week.

2017	Opponent	No	Yds	Avg	LG	TD
09/10	at Green Bay	4	59	14.8	28	0
09/17	San Francisco	2	19	9.5	10	1
09/24	at Tennessee	2	30	15.0	22	1
10/01	Indianapolis	3	65	21.7	37	0
10/08	at L.A. Rams	3	35	11.7	14	0
10/22	at N.Y. Giants	2	61	30.5	38t	1
TOTALS (6/6)		16	269	16.8	38t	3

RICHARDSON'S NFL RECORD

Year	Club	G/S	No	Yds	Avg	LG	TD
2014	Seattle	15/6	29	271	9.3	32	1
2015	Seattle	1/0	1	40	40.0	40	0
2016	Seattle	15/0	21	288	13.7	39	1
2017	Seattle	6/6	16	269	16.8	38t	3
NFL TOTALS		37/12	67	860	12.8	40	5

POSTSEASON

Year	Club	G/S	No	Yds	Avg	LG	TD
2014	Seattle	1/0	1	21	21.0	21	0
2015	Seattle			Injured Reserve (hamstring)			
2016	Seattle	2/1	7	131	18.7	40	1
NFL TOTALS		3/1	8	152	19.0	40	1

RICHARDSON'S SINGLE-GAME HIGHS

Most Receptions: 5, 2 Times, Last vs. St. Louis (12/28/14) **Most Yards:** 61 at N.Y. Giants (10/22/17)
Most TDs: 1, 5 Times, Last at N.Y. Giants (10/22/17) **Longest Reception:** 40 vs. SF (11/22/15)

ADDITIONAL STATS

Special Teams Tackles: 2016 (2); **Career:** (2).
Kickoff Returns: 2014 (16 for 376 yards, 23.5 avg., long of 47), 2016 (5 for 105 yards, 21.0 avg., long of 32); **Career:** (21 for 481 yards, 22.9 avg. long of 47). **Rushing:** 2016 (1 for 5 yards); **Career:** (1 for 5 yards).

P. RICHARDSON'S GAME-BY-GAME RECEIVING

2014	Opponent	No	Yds	Avg	LG	TD	2015	Opponent	No	Yds	Avg	LG	TD
09/04	Green Bay	0	0	0.0	0	0	Games 1-8						
09/14	at San Diego	0	0	0.0	0	0	11/15	Arizona	1	40	40.0	40	0
09/21	Denver	1	7	7.0	7	0	11/22	San Francisco					
10/06	at Washington	0	0	0.0	0	0	11/29	Pittsburgh					
10/12	Dallas	Inactive					TOTALS (1/0)		1	40	40.0	40	0
10/19	at St. Louis	4	33	8.3	11	0	2016	Opponent	No	Yds	Avg	LG	TD
10/26	at Carolina	2	20	10.0	11	0	9/11	Miami	1	11	11.0	11	0
11/02	Oakland	3	12	4.0	10	0	9/18	at L.A. Rams	3	35	11.7	14	0
11/09	NY Giants	0	0	0.0	0	0	9/25	San Francisco	0	0	0.0	0	0
11/16	at Kansas City	3	24	8.0	10	0	10/2	at N.Y. Jets	1	27	27.0	27	0
11/23	Arizona	0	0	0.0	0	0	10/16	Atlanta	0	0	0.0	0	0
11/27	at San Francisco	1	6	6.0	6	0	10/23	at Arizona	1	10	10.0	10	0
12/07	at Philadelphia	2	27	13.5	20	0	10/30	at New Orleans	2	33	16.5	23	0
12/14	San Francisco	3	30	10.0	11	1	11/7	Buffalo	1	15	17.0	15	0
12/21	at Arizona	5	52	10.4	22	0	11/13	at New England	2	52	26.0	39	0
12/28	St. Louis	5	60	12.0	32	0	11/20	Philadelphia	1	6	6.0	6	0
TOTALS (15/6)		29	271	9.3	32	1	11/27	at Tampa Bay	1	17	17.0	17	0
1/10	Carolina	1	21	21.0	21	0	12/4	Carolina	Inactive (hamstring)				
PLAYOFFS (1/0)		1	21	21.0	21	0	12/11	at Green Bay	0	0	0.0	0	0
							12/15	L.A. Rams	0	0	0.0	0	0
							12/24	Arizona	4	42	10.5	16	1
							1/1/17	at San Francisco	4	40	10.0	18	0
							TOTALS (15/0)	21	288	13.7	39	1	
							1/7	Detroit	3	48	16.0	27	1
							1/14	at Atlanta	4	83	20.8	40	0
							TOTALS (2/1)	7	131	18.7	40	1	



91

SHELDON RICHARDSON

DEFENSIVE TACKLE

Height 6-3
Weight 295
College Missouri
Seasons NFL 5th, Seahawks 1st
Born November 29, 1990
Hometown St. Louis, Mo.



NFL TRANSACTIONS:

04/25/13: Drafted by N.Y. Jets (1st Round, 13th)
 09/05/15: Reserve/Suspended
 09/03/16: Reserve/Suspended
 09/01/17: Traded to Seattle

NFL CAREER HIGHLIGHTS:

- Originally drafted by the New York Jets in the first round (13th overall) in the 2013 NFL Draft.
- Started 56-of-58 games and posted 298 tackles, 18.0 sacks, six forced fumbles and three fumble recoveries in four seasons with the Jets.
- In 2014, led the team with a career-best 8.0 sacks, adding 84 tackles and earning his first Pro Bowl.
- Named NFL Defensive Rookie of the Year (2013) after starting 15-of-16 games, amassing 101 tackles, 3.5 sacks, one forced fumble, one pass defended and two rushing touchdowns.
- Tied with DL William "The Refrigerator" Perry for the most rushing touchdowns in a season and career by a defensive lineman with two.

HONORS: 2014: Pro Bowl. 2013: NFL Defensive Rookie of the Year.

COLLEGE: Started 23-of-34 college games he played, including 13-of-24 in two seasons at Missouri. In his time with the Tigers, recorded 116 tackles, 6.0 sacks, nine QB pressures, two fumble recoveries and four forced fumbles. Started all 11 games as a redshirt junior and earned All-American Dream Team and All-SEC second-team honors from The NFL Draft Report. Led SEC defensive tackles with a career-high 79 tackles. Registered 4.0 sacks, seven QB pressures, three forced fumbles, two fumble recoveries, three passes defended and blocked a kick. In his lone season at College of the Sequoias, he registered 65 tackles (including 17.0 for loss), 2.5 sacks, 15 QB pressures and two passes defended.

PERSONAL: Played high school football at Gateway Technical (MO) HS. As a senior, was considered the best defensive tackle and fourth-best player overall in the nation by Rivals.com. Named first-team All-American by EA Sports after he scored six defensive touchdowns and recorded 88 tackles and 19.0 sacks, while adding seven fumble recoveries, five forced fumbles and one interception. The five-star recruit (Rivals.com) also added 27 receptions for 541 yards and eight touchdowns from the tight end position. Son of Zelda and Michael Richardson. While in high school, he lettered in basketball and baseball. Also participated in track and field as a weight man.

S. RICHARDSON'S NFL RECORD

Club	G/S	Tackles			Sacks		Interceptions								
		Tkl	So	Ast	QB	Yds	No	Yds	Avg	LG	TD	PD	FF	FR	Yds
2013 N.Y. Jets	16/15	78	42	36	3.5	29.0	0	0	0.0	0	0	1	1	0	0
2014 N.Y. Jets	16/16	67	42	25	8.0	41.5	0	0	0.0	0	0	1	1	1	0
2015 N.Y. Jets	11/11	35	20	15	5.0	28.5	0	0	0.0	0	0	2	2	0	0
2016 N.Y. Jets	15/14	62	38	24	1.5	13.0	0	0	0.0	0	0	2	1	2	0
2017 Seattle	6/6	14	8	6	0.0	0.0	1	5	5.0	5	0	1	0	1	20
NFL TOTALS	64/62	256	150	106	18.0	112.0	1	5	5.0	5	0	7	5	4	20

S. RICHARDSON'S SINGLE-GAME HIGHS

Tackles: 9, 3 Times, Last vs. Buffalo (10/26/14) **FF:** 1, 5 Times, Last vs. Buffalo (1/1/17)
Sacks: 3.0, at Minnesota (12/7/14) **FR:** 1, 4 Times, Last at L.A. Rams (10/8/17)
INT: 1, at L.A. Rams (10/8/17)

ADDITIONAL STATS

Safeties: 2014 (1); **Career:** (3).
Rushing: 2013 (4 rushes, 4 yards, 1.0 avg., 1 long); **Career:** (4 rushes, 4 yards, 1.0 avg., 1 long).
Rushing Touchdowns: 2013 (2); **Career:** (2).

S. RICHARDSON'S 2017 SEASON

at GB (9/10): Started at DT in first game with Seattle and had four solo stops. **at LA (10/8):** Hauled in first-career interception on an attempted screen pass. Also recovered a Frank Clark forced fumble and returned it 20 yards late in the fourth quarter that set up the Seahawks final field goal.

S. RICHARDSON'S 2017 GAME-BY-GAME

Game	G/S	T	S	A	QB	Yds.	QH	Int.	Yds.	PD	FF	FR	Yds.
at GB (9/10)	1/1	4	4	0	0.0	0.0	1	0	0	0	0	0	0
SF (9/17)	1/1	2	0	2	0.0	0.0	1	0	0	0	0	0	0
at Ten (9/24)	1/1	2	2	0	0.0	0.0	0	0	0	0	0	0	0
Indy (10/1)	1/1	4	1	3	0.0	0.0	0	0	0	0	0	0	0
at LA (10/8)	1/1	0	0	0	0.0	0.0	0	1	5	1	0	1	20
at NYG (10/22)	1/1	2	1	1	0.0	0.0	0	0	0	0	0	0	0
Totals	6/6	14	8	6	0.0	0.0	2	1	5	1	0	1	20



64 **JORDAN ROOS**
GUARD

Height 6-3
Weight 302
College Purdue
NFL Seasons Rookie
Born July 6, 1993
Hometown Celina, Texa

ROOS' 2017 SEASON

at GB (9/10): Inactive. SF (9/17): Inactive. at Ten (9/24): Inactive. Indy (10/1): Inactive. at LA (10/8): Inactive. at NYG (10/22): Inactive.

ROOS' NFL RECORD

Year	Team	—	GP/GS	Postseason
2017	Seattle	—	0/0	
NFL TOTALS		—	0/0	0/0



9

JON RYAN

PUNTER

Height 6-0
Weight 217
College Regina
Seasons NFL 12th, Seahawks 10th
Born November 26, 1981
Hometown Regina, Saskatchewan

RYAN'S 2017 SEASON

at GB (9/10): Landed four punts inside the 20. **at NYG (10/22):** Landed all five punts inside the 20.

2017 Opponent	No	Yds	Avg	Net Avg	LG	I20	TB	Blk
09/10 at Green Bay	6	275	45.8	45.8	59	4	0	0
09/17 San Francisco	7	309	44.1	38.4	57	3	0	0
09/24 at Tennessee	8	388	48.5	39.6	64	0	1	0
10/01 Indianapolis	1	35	35.0	35.0	35	1	0	0
10/08 at L.A. Rams	6	237	39.5	39.5	44	2	0	0
10/22 at N.Y. Giants	5	190	38.0	38.0	49	5	0	0
TOTALS	33	1,434	44.5	40.1	64	15	1	0

RYAN'S NFL RECORD

Club	G/S	No	Yds	Avg	Net Avg	LG	I20	TB	Blk
2006 Green Bay	16/0	84	3,739	44.5	35.7	66	17	12	0
2007 Green Bay	16/0	60	2,664	44.4	37.6	72	18	11	2
2008 Seattle	15/0	78	3,557	45.6	37.9	63	22	12	1
2009 Seattle	16/0	88	4,068	46.2	38.7	70	28	9	0
2010 Seattle	16/0	78	3,254	41.7	37.3	63	27	1	0
2011 Seattle	16/0	95	4,431	46.6*	39.3	77*	34	8	0
2012 Seattle	16/0	65	2,963	45.6	40.8*	73	30	3	0
2013 Seattle	16/0	74	3,159	42.7	39.2	69	28	5	2
2014 Seattle	16/0	61	2,688	44.1	38.3	66	28	6	1
2015 Seattle	16/0	68	3,105	45.7	37.9	73	24	7	0
2016 Seattle	16/0	71	3,126	44.0	39.3	64	26	3	1
2017 Seattle	6/0	33	1,434	43.5	40.1	64	15	1	0
NFL TOTALS	181/0	855	38,188	44.7	38.3	77	297	78	7

POSTSEASON

Club	G/S	No	Yds	Avg	Net Avg	LG	I20	TB	Blk
2007 Green Bay	2/0	9	298	33.1	28.2	43	3	1	0
2010 Seattle	2/0	13	470	36.2	33.0	52	4	0	0
2012 Seattle	2/0	6	214	35.7	30.3	50	2	1	0
2013 Seattle	3/0	9	356	39.6	28.9	46	2	0	0
2014 Seattle	3/0	15	635	42.3	36.2	61	6	0	0
2015 Seattle	2/0	8	286	35.8	34.9	42	4	0	0
2016 Seattle	2/0	5	232	46.4	44.4	60	2	0	0
NFL TOTALS	16/0	65	2,491	38.3	35.1	61	23	2	0

* Club Record

RYAN'S SINGLE-GAME HIGHS

Punts: 11 vs. Philadelphia (11/2/08)
Avg. (3 min.): 61.0 at Dallas (11/6/11)
Net (3 min.): 58.3 at Dallas (11/6/11)

Longest: 77* at San Francisco (9/11/11)
Inside 20: 6, 3 Times, Last at Miami (11/25/12)

ADDITIONAL STATS

Special Teams Tackles: 2006 (1), 2007 (FR), 2009 (3), 2011 (3), 2015 (2); **Career:** (9, FR). **Passing:** 2007: 1-1 for 18 yards, 2009: 1-1 for 42 yards, 2016: 0-1 for 0 yards; **Career:** 2-3 for 60 yards.
Rushing: 2006: One for -11, 2007: Two for 7, 2009: One for 0, 2010: One for -9; 2014: Two for 5 (fake FG and fumble punt snap), 2016: One for 26 (fake punt); **Career:** Eight for 18 yards.
Postseason Special Teams Passing: 2014 (1-1, 19-yard TD on Fake FG). **Rushing:** 2015 (One for 4 yards following a low snap).



25

RICHARD SHERMAN

CORNERBACK

Height	6-3
Weight	195
College	Stanford
Seasons	NFL 7th, Seahawks 7th
Born	March 30, 1988
Hometown	Compton, Calif.

SHERMAN'S 2017 SEASON

at GB (9/10): Started at left CB and had two solo tackles. **SF (9/17):** Fought through sore hamstring during the practice week and started at LCB and had five tackles. **Indy (10/1):** Part of a defense that limited the Colts to 32 total yards in the second half, including zero passing. **at LA (10/8):** Helped limit NFL's leading scoring offense (35.5) 10 total points and zero over the final 40 minutes.

SHERMAN'S 2017 GAME-BY-GAME

Game	G/S	T	S	A	QB	Yds.	QH	Int.	Yds.	PD	FF	FR	Yds.
at GB (9/10)	1/1	2	2	0	0.0	0.0	0	0	0	0	0	0	0
SF (9/17)	1/1	5	4	1	0.0	0.0	0	0	0	0	0	1	0
at Ten (9/24)	1/1	3	2	1	0.0	0.0	0	0	0	1	0	0	0
Indy (10/1)	1/1	2	1	1	0.0	0.0	0	0	0	1	0	0	0
at LA (10/8)	1/1	6	6	0	0.0	0.0	0	0	0	0	0	0	0
at NYG (10/22)	1/1	3	2	1	0.0	0.0	0	0	0	1	0	0	0
Totals	6/6	21	17	4	0.0	0.0	0	0	0	3	0	1	0

SHERMAN'S NFL RECORD

Club	G/S	Tackles			Sacks		Interceptions								
		Tkl	So	Ast	QB	Yds	No	Yds	Avg	LG	TD	PD	FF	FR	Yds
2011 Seattle	16/10	53	46	7	0.0	0.0	4	45	11.3	33	0	17	1	0	0
2012 Seattle	16/16	62	52	10	1.0	16.0	8	57	7.1	29	1	24	3	1	0
2013 Seattle	16/16	49	38	11	0.0	0.0	8	125	15.6	58t	1	19	0	0	0
2014 Seattle	16/16	57	45	12	0.0	0.0	4	81	10.3	53	0	8	1	0	0
2015 Seattle	16/16	50	32	18	0.0	0.0	2	30	15.0	26	0	15	0	0	0
2016 Seattle	16/16	58	38	20	0.0	0.0	4	37	9.3	31	0	13	0	1	14
2017 Seattle	6/6	21	17	4	0.0	0.0	0	0	0.0	0	0	3	0	1	0
NFL TOTALS	102/96	350	268	82	1.0	16.0	30	375	12.5	58t	2	99	5	3	14

POSTSEASON

Club	G/S	Tackles			Sacks		Interceptions								
		Tkl	So	Ast	QB	Yds	No	Yds	Avg	LG	TD	PD	FF	FR	Yds
2012 Seattle	2/2	0	0	0	0.0	0.0	0	0	0.0	0	0	3	0	0	0
2013 Seattle	3/3	10	4	6	0.0	0.0	0	0	0.0	0	0	2	0	0	0
2014 Seattle	3/3	10	7	3	0.0	0.0	2	0	0.0	0	0	3	0	0	0
2015 Seattle	2/2	9	8	1	0.0	0.0	0	0	0.0	0	0	2	0	0	0
2016 Seattle	2/2	13	7	6	0.0	0.0	0	0	0.0	0	0	0	0	0	0
NFL TOTALS	10/10	42	26	16	0.0	0.0	2	0	0.0	0	0	10	0	0	0

SHERMAN'S SINGLE-GAME HIGHS

Tackles: 8, 5 Times, Last at New Orleans (10/30/16) **Forced Fumbles:** 1, 5 Times, Last vs. Oakland (12/9/14)
Interceptions: 2, 5 Times, Last at N.Y. Jets (10/2/16) **Fumble Recoveries:** 1, 2 Times, Last vs. N.E. (12/9/12)
Sacks: 1.0, vs. N.Y. Jets (11/11/12)

ADDITIONAL STATS

Special Teams Tackles: 2011 (2); **Career:** (2).
Punt Returns: 2013 (1 for -6), 2014 (1 for 0), 2015 (1 for 64), 2016 (1 for 6); **Career:** (4 for 64, 16.0 avg.).
Touchdowns: 2012 (19 yd. INT return, 90 yd. FG block return); 2013 (58 yd. INT return).



98

GARRISON SMITH

DEFENSIVE TACKLE

Height	6-1
Weight	295
College	Georgia
Seasons	NFL 4th, Seahawks 2nd
Born	October 9, 1991
Hometown	Atlanta, Ga.

G. SMITH'S 2017 SEASON

Signed to the active roster on September 19. **at Ten (9/24):** Saw action in first game of the season and assisted on one tackle. **at NYG (10/22):** Inactive.

G. SMITH'S 2017 GAME-BY-GAME

Game	G/S	T	S	A	QB	Yds.	QH	Int.	Yds.	PD	FF	FR	Yds.
at Ten (9/24)	1/0	1	0	1	0.0	0.0	0	0	0	0	0	0	0
Indy (10/1)	1/0	3	1	2	0.0	0.0	0	0	0	0	0	0	0
at LA (10/8)	1/0	0	0	0	0.0	0.0	0	0	0	0	0	0	0
at NYG (10/22)		Inactive											
Totals	3/0	4	1	3	0.0	0.0	0	0	0	0	0	0	0

G. SMITH'S NFL RECORD

Club	G/S	Tackles			Sacks		Interceptions									
		Tkl	So	Ast	QB	Yds	No	Yds	Avg	LG	TD	PD	FF	FR	Yds	
2014 Miami		Practice Squad														
New Orleans		Practice Squad														
San Francisco		Practice Squad														
2015 San Francisco		Practice Squad														
2016 Seattle	3/0	5	1	4	0.0	0.0	0	0	0.0	0	0	0	0	0	0	
2017 Seattle	3/0	4	1	3	0.0	0.0	0	0	0.0	0	0	0	0	0	0	
NFL TOTALS	6/0	9	2	7	0.0	0.0	0	0	0.0	0	0	0	0	0	0	



97

MARCUS SMITH

DEFENSIVE END

Height	6-3
Weight	258
College	Louisville
Seasons	NFL 4th, Seahawks 1st
Born	March 31, 1992
Hometown	Columbus, Ga.

M. SMITH'S 2017 SEASON

at GB (9/10): Saw limited action at DE and had a solo stop for a loss. **SF (9/17):** Active but did not play. **Indy (10/1):** Part of a defense that limited the Colts to 32 total yards in the second half, including zero passing. Led team with a career high 1.5 sacks, including a sack fumble that led to a Bobby Wagner 21-yard TD return.

M. SMITH'S 2017 GAME-BY-GAME

Game	G/S	T	S	A	QB	Yds.	QH	Int.	Yds.	PD	FF	FR	Yds.
at GB (9/10)	1/0	1	1	0	0.0	0.0	0	0	0	0	0	0	0
SF (9/17)	0/0	Did Not Play											
at Ten (9/24)	1/0	1	1	0	0.0	0.0	0	0	0	0	0	0	0
Indy (10/1)	1/0	2	1	1	1.5	2.5	1	0	0	0	1	0	0
at LA (10/8)	1/0	1	1	0	0.0	0.0	0	0	0	0	0	0	0
at NYG (10/22)	1/0	0	0	0	0.0	0.0	0	0	0	0	0	0	0
Totals	5/0	5	4	1	1.5	2.5	1	0	0	0	1	0	0

Additional Stats: Special Teams Tackles: 1.

M. SMITH'S NFL RECORD

Club	G/S	Tackles			Sacks		Interceptions								
		Tkl	So	Ast	QB	Yds	No	Yds	Avg	LG	TD	PD	FF	FR	Yds
2014 Philadelphia	8/0	1	0	1	0.0	0.0	0	0	0.0	0	0	0	0	0	0
2015 Philadelphia	13/0	7	2	5	1.5	8.5	0	0	0.0	0	0	0	0	0	
2016 Philadelphia	16/0	16	9	7	2.5	4.0	0	0	0.0	0	0	0	0	0	
2017 Seattle	5/0	5	4	1	1.5	2.5	0	0	0.0	0	0	1	0	0	
NFL TOTALS	42/0	29	15	14	5.5	14.5	0	0	0.0	0	0	1	0	0	

M. SMITH'S SINGLE-GAME HIGHS

Tackles: 3, 2 times, Last vs. NYG (12/22/16) **FF:** 1 vs. Indianapolis (10/1/17)
Sacks: 1.5 vs. Indianapolis (10/1/17) **FR:** None
INT: None

ADDITIONAL STATS

Special Teams Tackles: 2015 (3), 2016 (4), 2017 (1);
Career: (8).



33

TEDRIC THOMPSON

SAFETY

Height	6-0
Weight	204
College	Colorado
NFL Seasons	Rookie
Born	January 20, 1995
Hometown	Valencia, Calif.
Pronunciation	TEH-drik



23

NEIKO THORPE

CORNERBACK

Height	6-2
Weight	210
College	Auburn
Seasons	NFL 5th, Seahawks 2nd
Born	February 11, 1990
Hometown	Tucker, Ga.

THOMPSON'S 2017 SEASON

at GB (9/10): Inactive. SF (9/17): Inactive. at Ten (9/24): Inactive. Indy (10/1): Inactive. at LA (10/8): Active for first game, but did not play. at NYG (10/22): Inactive.

THOMPSON'S 2017 GAME-BY-GAME

Game	G/S	T	S	A	QB	Yds.	QH	Int.	Yds.	PD	FF	FR	Yds.
at GB (9/10)	0/0	Inactive											
SF (9/17)	0/0	Inactive											
at Ten (9/24)	0/0	Inactive											
Indy (10/1)	0/0	Inactive											
at LA (10/8)	0/0	Did Not Play											
at NYG (10/22)	0/0	Inactive											
Totals	0/0	0	0	0	0.0	0.0	0	0	0	0	0	0	0

THORPE'S 2017 SEASON

at GB (9/10): Saw action at CB and on special teams where he had one tackle. SF (9/17): Saw action on special teams but injured ankle and did not return. at Ten (9/24): Inactive (ankle). Indy (10/1): Inactive (ankle). at LA (10/8): Returned from ankle injury and had a special teams tackle and recovered a fumble on punt return. at NYG (10/22): Had one special teams stop.

THORPE'S 2017 GAME-BY-GAME

Game	G/S	T	S	A	QB	Yds.	QH	Int.	Yds.	PD	FF	FR	Yds.
at GB (9/10)	1/0	0	0	0	0.0	0.0	0	0	0	0	0	0	0
SF (9/17)	1/0	Special Teams Only											
at Ten (9/24)	0/0	Inactive (ankle)											
Indy (10/1)	0/0	Inactive (ankle)											
at LA (10/8)	1/0	Special Teams Only											
at NYG (10/22)	1/0	Special Teams Only											
Totals	4/0	0	0	0	0.0	0.0	0	0	0	0	0	0	0

Special Teams Tackles: 3, FR.

THORPE'S NFL RECORD

Club	Tackles				Sacks		Interceptions								
	G/S	Tkl	So	Ast	QB	Yds	No	Yds	Avg	LG	TD	PD	FF	FR	Yds
2012 Kansas City	9/0	4	4	0	0.0	0.0	0	0	0.0	0	0	0	0	0	0
2014 Oakland	14/0	2	1	1	0.0	0.0	0	0	0.0	0	0	3	0	0	0
2015 Oakland	14/2	36	33	3	0.0	0.0	1	-12	-12.0	-12	0	6	0	0	0
2016 Seattle	15/0	10	7	3	0.0	0.0	0	0	0.0	0	0	0	0	0	0
2017 Seattle	4/0	0	0	0	0.0	0.0	0	0	0.0	0	0	0	0	0	0
NFL TOTALS	56/2	52	45	7	0.0	0.0	1	-12	-12.0	-12	0	9	0	0	0

POSTSEASON

Club	Tackles				Sacks		Interceptions								
	G/S	Tkl	So	Ast	QB	Yds	No	Yds	Avg	LG	TD	PD	FF	FR	Yds
2016 Seattle	2/2	2	2	0	0.0	0.0	0	0	0.0	0	0	0	0	0	0
NFL TOTALS	2/0	2	2	0	0.0	0.0	0	0	0.0	0	0	0	0	0	0

THORPE'S SINGLE-GAME HIGHS

Tackles: 7 vs. N.Y. Jets (11/1/15)
 Interceptions: 1 vs. Baltimore (9/20/15)
 Sacks: None

Forced Fumbles: None
 Fumble Recoveries: None
 Touchdowns: None

ADDITIONAL STATS

Special Teams Tackles: 2014 (6), 2015 (4), 2016 (9), 2017 (3, FR); Career: (22, FR).
 Postseason Special Teams Tackles: 2016 (1); Career: (1).



73

MATT TOBIN

TACKLE

Height	6-5
Weight	303
College	Iowa
Seasons	NFL 5th, Seahawks 1st
Born	June 5, 1990
Hometown	Dyersville, Iowa



81

NICK VANNETT

TIGHT END

Height	6-6
Weight	261
College	Ohio State
Seasons	NFL 2nd, Seahawks 2nd
Born	March 6, 1993
Hometown	Westerville, Ohio
Pronunciation	VAN-NET

NFL TRANSACTIONS:

05/10/13: Signed with Philadelphia as undrafted FA
 05/16/16: Re-signed with Philadelphia
 12/13/16: Placed on IR (knee)
 08/22/17: Traded to Seattle

NFL CAREER HIGHLIGHTS:

- Started 21 of 42 games played for Philadelphia from 2013-16.
- In 2015, replaced T/G Andrew Gardner as the starting RG after Gardner suffered a season-ending injury in Week 3 at NYJ (9/27/15). Went on to start 13 games.
- Made his first NFL start at SF (9/28/14), filling in for an injured Evan Mathis at left guard.

COLLEGE: Started the final 22 games of his collegiate career, seeing time at both tackle and guard for the Hawkeyes. Honored with the 2012 Brett Greenwood Award, which is awarded to a walk-on student-athlete who embodies the values and behaviors of former Hawkeye walk-on Brett Greenwood. Started all 12 contests for the Hawkeyes as a senior, seeing time at both tackle

and guard. Saw action in all 13 games as a junior in 2011, with 10 starts at left guard.

PERSONAL: Earned second-team all-state honors as a senior captain at Beckman Catholic High School in Dyersville, IA. Played on both the offensive and defensive lines. Also earned first-team All-District honors and was named captain of the All-Area squad. Also earned two letters in baseball and track and field at Beckman Tobin is married to wife Shawna Determann. Tobin earned his degree from Iowa in geoscience.

TOBIN'S NFL RECORD

Year	Team	GP/GS	Postseason
2013	Philadelphia	1/0	1/0
2014	Philadelphia	13/7	0/0
2015	Philadelphia	16/13	0/0
2016	Philadelphia	12/1	0/0
2017	Seattle	4/0	0/0
NFL TOTALS		46/21	1/0

TOBIN'S 2017 SEASON

at GB (9/10): Saw action on special teams. SF (9/17): Active but did not play. at Ten (9/24): Saw limited action as extra blocker in jumbo package and at the end of the game for Rees Odhiambo. Indy (10/1): Saw action as extra blocker in jumbo package and on special teams. at LA (10/8): Saw action as extra blocker in jumbo package and on special teams.

VANNETT'S 2017 SEASON

at GB (9/10): Saw action at TE and had a 10-yard reception.

VANNETT'S GAME-BY-GAME

-----Receiving-----							-----Receiving-----						
2017	Opponent	No	Yds	Avg	LG	TD	2016	Opponent	No	Yds	Avg	LG	TD
09/10	at Green Bay	1	10	10.0	10	0	Games 1-4		Inactive (Ankle)				
09/17	San Francisco	0	0	0.0	0	0	10/16	Atlanta	0	0	0.0	0	0
09/24	at Tennessee	0	0	0.0	0	0	10/23	at Arizona	0	0	0.0	0	0
10/01	Indianapolis	0	0	0.0	0	0	10/30	at New Orleans	1	7	7.0	7	0
10/08	at L.A. Rams	2	3	1.5	3	0	11/7	Buffalo	0	0	0.0	0	0
10/22	at N.Y. Giants	1	12	12.0	12	0	11/13	at New England	0	0	0.0	0	0
TOTALS (6/0)		4	25	6.3	12	0	11/20	Philadelphia		Inactive			
							11/27	at Tampa Bay	0	0	0.0	0	0
							12/4	Carolina	2	25	12.5	21	0
							12/11	at Green Bay	0	0	0.0	0	0
							12/15	L.A. Rams	0	0	0.0	0	0
							12/24	Arizona		Inactive			
							1/1/17	at San Francisco		Inactive			
							TOTALS (9/2)		3	32	10.7	21	0
							1/7	Detroit		Inactive			
							1/14	at Atlanta		Inactive			
							Playoff Totals (0/0)		0	0	0.0	0	0

VANNETT'S NFL RECORD

RECEIVING						
Club	G/S	No	Yds	Avg	LG	TD
2016	Seattle	9/2	3	32	10.7	21
2017	Seattle	6/0	4	25	6.3	12
NFL TOTALS		15/2	7	57	8.1	21
POSTSEASON						
Club	G/S	No	Yds	Avg	LG	TD
2016	Seattle	0/0	0	0	0.0	0
NFL TOTALS		0/0	0	0	0.0	0

VANNETT'S SINGLE-GAME HIGHS

Receptions: 2, 2 Times, Last at L.A. Rams (10/8/17)
 Touchdowns: None

Receiving Yards: 25 vs. Carolina (12/4/16)
 Longest Reception: 21 vs. Carolina (12/4/16)



54

BOBBY WAGNER

LINEBACKER

Height 6-0
Weight 245
College Utah State
Seasons NFL 6th, Seahawks 6th
Born June 27, 1990
Hometown Ontario, Calif.

WAGNER'S 2017 SEASON

at GB (9/10): Started at MLB and had nine tackles and a pass defended. **SF (9/17):** Had seven tackles and seventh-career interception. **at Ten (9/24):** Led team with 11 tackles. **Indy (10/1):** Part of a defense that limited the Colts to 32 total yards in the second half, including zero passing. Finished second on team with six tackles, including a half sack and three QB hits. Recovered a fumble and returned it 21 yards for a TD, his third-career TD. **at NYG (10/22):** Had eight tackles (6 solo), a QB hit and pass defended.

WAGNER'S 2017 GAME-BY-GAME

Game	G/S	T	S	A	QB	Yds.	QH	Int.	Yds.	PD	FF	FR	Yds.
at GB (9/10)	1/1	9	6	3	0.0	0.0	0	0	0	1	0	0	0
SF (9/17)	1/1	7	4	3	0.0	0.0	0	1	7	2	0	0	0
at Ten (9/24)	1/1	11	8	3	0.0	0.0	0	0	0	0	0	0	0
Indy (10/1)	1/1	6	4	2	0.5	7.0	3	0	0	0	0	1	21t
at LA (10/8)	1/1	8	8	0	0.0	0.0	1	0	0	0	0	0	0
at NYG (10/22)	1/1	8	6	2	0.0	0.0	1	0	0	1	0	0	0
Totals	6/6	49	36	13	0.5	7.0	5	1	7	4	0	1	21t

WAGNER'S NFL RECORD

Club	G/S	Tackles			Sacks		Interceptions					TD	PD	FF	FR	Yds
		Tkl	So	Ast	QB	Yds	No	Yds	Avg	LG						
2012 Seattle	16/15	140	86	54	2.0	11.0	3	55	18.3	45	0	4	0	0	0	
2013 Seattle	14/14	119	71	48	5.0	36.5	2	9	4.5	9	0	6	0	1	0	
2014 Seattle	11/11	104	67	37	2.0	13.0	0	0	0.0	0	0	3	0	0	0	
2015 Seattle	15/15	114	67	47	0.5	4.5	0	0	0.0	0	0	7	2	3	55	
2016 Seattle	16/16	167	85	82	4.5	27.0	1	9	9.0	9	0	3	0	1	0	
2017 Seattle	6/6	49	36	13	0.5	7.0	1	7	7.0	7	0	4	0	1	21	
NFL TOTALS	78/77	693	412	281	14.5	99.0	7	80	11.4	45	0	27	2	6	76	

POSTSEASON

Club	G/S	Tackles			Sacks		Interceptions					TD	PD	FF	FR	Yds
		Tkl	So	Ast	QB	Yds	No	Yds	Avg	LG						
2012 Seattle	2/2	17	12	5	0.0	0.0	1	4	4.0	4	0	1	0	0	0	
2013 Seattle	3/3	34	17	17	0.0	0.0	0	0	0.0	0	0	1	0	0	0	
2014 Seattle	3/3	31	16	15	0.0	0.0	1	0	0.0	0	0	1	0	0	0	
2015 Seattle	2/2	20	12	8	0.0	0.0	0	0	0.0	0	0	0	0	0	0	
2016 Seattle	2/2	18	11	7	0.0	0.0	0	0	0.0	0	0	0	0	0	0	
NFL TOTALS	12/12	120	68	52	0.0	0.0	2	4	4.0	4	0	3	0	0	0	

WAGNER'S SINGLE-GAME HIGHS

Tackles: 16, vs. Buffalo (11/7/16) **Sacks:** 2.0, at San Francisco (1/1/17)
Forced Fumbles: 1 vs. Pittsburgh (11/29/15) **Interceptions:** 2, vs. Arizona (12/9/12)
Fumble Recoveries: 1, 6 Times, Last vs. Indy (10/1/17) **Touchdowns:** 1, 3 Times, Last FR vs. Indy (10/1/17)

ADDITIONAL STATS

Special Teams Tackles: 2016 (Block FG); **Career:** (Block FG).



7

BLAIR WALSH

KICKER

Height 5-10
Weight 175
College Georgia
Seasons NFL 6th, Seahawks 1st
Born January 8, 1990
Hometown Fort Lauderdale, Fla.

WALSH'S 2017 SEASON

at GB (9/10): Made all three FG attempts in first game with the Seahawks. SF (9/17): Connected on both FG attempts from 25 and 27 yards. at LA (10/8): Connected on all three FG attempts, including a 48-yarder as time expired in the first half and a 35-yarder with 1:09 remaining in the game sandwiched around a season-long 49-yarder.

2017	Opp	Pts	PAT-Att	FG-FGA	Made
09/10	at GB	9	0-0	3-3	33,21,41
09/17	SF	6	0-1	2-2	25,27
09/24	at Ten	3	3-3	0-0	
10/01	Indy	8	5-5	1-2	44
10/08	at LAR	10	1-1	3-3	48,49,35
10/22	at NYG	6	3-3	1-1	39
TOTALS (6/0)		42	12-13	10-11	Long:49

WALSH'S NFL RECORD

KICKING												
Club	G	PAT-Att	FG-Att	1-19	20-29	30-39	40-49	50+	FG%	LG	Pts	
2012 Minnesota	16/0	36-36	35-38	0-0	10-10	8-9	7-9	10-10	92.1	56	141	
2013 Minnesota	16/0	43-44	26-30	0-0	7-7	12-12	5-6	2-5	86.7	54	121	
2014 Minnesota	16/0	29-29	26-35	2-2	4-5	8-10	7-9	5-9	74.3	55	107	
2015 Minnesota	16/0	33-37	34-39	0-0	9-9	13-15	6-7	6-8	87.2	54	135	
2016 Minnesota	9/0	15-19	12-16	1-1	1-1	5-6	4-6	1-2	75.0	50	51	
2017 Seattle	6/0	12-13	10-11	0-0	3-3	3-4	4-4	0-0	90.9	49	42	
NFL TOTALS	79/0	168-178	143-169	3-3	34-35	49-56	34-42	24-34	84.6	56	606	
POSTSEASON												
Club	G	PAT-Att	FG-Att	1-19	20-29	30-39	40-49	50+	FG%	LG	Pts	
2012 Minnesota	1/0	1-1	1-1	0-0	0-0	1-1	0-0	0-0	100.0	33	4	
2015 Minnesota	1/0	0-0	3-4	0-0	1-2	0-0	2-2	0-0	75.0	47	9	
PLAYOFFS	2/0	1-1	4-5	0-0	1-2	1-1	2-2	0-0	80.0	47	13	

WALSH'S SINGLE-GAME HIGHS

Most FGs Att.: 6 at Tennessee (9/11/16) **Most PATs Att.:** 6 vs. Philadelphia (12/15/13)
Most FGs Made: 5, 3 Times, Last vs. NYG (12/27/15) **Most PATs Made:** 6 vs. Philadelphia (12/15/13)
Longest FG Att.: 57* vs. Chicago (12/1/13) **Points Scored:** 18, 2 Times, Last vs. NYG (12/27/15)
Longest FG Made: 56 at Houston (12/23/12) **Consecutive Games with FG:** 11 (12/21/14 - 1/15/15)

* - Minnesota franchise record

WALSH'S GAME-BY-GAME KICKING

2012	Opp	Pts	PAT-Att	FG-FGA	Made	2013	Opp	Pts	PAT-Att	FG-FGA	Made
9/9	Jac	14	2-2	4-4	20,42,55,38	9/8	at Det	6	3-3	1-1	52
9/16	at Ind	8	2-2	2-2	51,29	9/15	at Chi	12	3-3	3-3	28,28,22
9/23	SF	6	3-3	1-1	52	9/22	Cle	9	3-3	2-2	43,30
9/30	at Det	8	2-2	2-3	49,27,(46)	9/29	Pit	10	4-4	2-3	54,37,(44)
10/7	Tenn	12	3-3	3-3	42,36,26	10/13	Car	4	1-1	1-1	22
10/14	at Was	12	0-0	4-4	20,27,27,37	10/21	at NYG	1	1-1	0-1	(54)
10/21	Ari	3	3-3	0-0		10/27	GB	7	4-4	1-1	36
10/25	TB	5	2-2	1-1	51	11/3	at Dal	5	2-3	1-1	23
11/4	at Sea	8	2-2	2-2	36,55	11/7	Was	10	4-4	2-2	39,40
11/11	Det	14	2-2	4-4	48,23,23,33	11/17	at Sea	8	2-2	2-2	32,45
11/25	at Chi	4	1-1	1-2	40,(30B)	11/24	at GB	14	2-2	4-4	36,47,29,35
12/2	at GB	2	2-2	0-1	(42)	12/1	Chi	11	2-2	3-4	32,30,(57)34
12/9	Chi	3	3-3	0-0		12/8	at Bal	8	2-2	2-2	39,40
12/16	at StL	18	3-3	5-5	50,38,42,53,51	12/15	Phi	12	6-6	2-3	(55),21,38
12/23	at Hou	11	2-2	3-3	56,41,39	12/22	at Cin	2	2-2	0-0	
12/30	GB	13	4-4	3-3	54,37,29	12/29	Det	2	2-2	0-0	
TOTALS (16/0)	141	36-36	35-38	Long: 56		TOTALS (16/0)	121	43-44	26-30	Long: 54	
1/5/13	at GB	4	1-1	1-1	33						
PLAYOFFS (1/0)	4	1-1	1-1	Long: 33							

2014	Opp	Pts	PAT-Att	FG-FGA	Made	2015	Opp	Pts	PAT-Att	FG-FGA	Made
9/7	at StL	10	4-4	2-2	52,46	9/14	at SF	3	0-0	1-2	(44),37
9/14	NE	1	1-1	0-1	(48)	9/20	Det	8	2-3	2-2	28,23
9/21	at NO	9	0-0	3-3	25,30,40	9/27	SD	7	4-4	1-1	24
9/28	Atl	15	3-3	4-5	18,33,41,55,(48)	10/4	at Den	8	2-2	2-3	(38),38,33
10/2	at GB	4	1-1	1-1	26	10/18	KC	10	1-1	3-3	24,45,45
10/12	Det	3	0-0	1-1	40	10/25	at Det	16	1-2	5-5	37,53,51,35,22
10/19	at Buf	10	1-1	3-3	33,40,55	11/1	at Chi	11	2-2	3-3	43,48,36
10/26	at TB	7	1-1	2-3	38,46,(56)	11/8	StL	7	1-1	2-2	34,40
11/2	Was	3	3-3	0-0		11/15	at Oak	12	3-3	3-5	20,38,(53),(39),34
11/16	at Chi	7	1-1	2-3	26,50,(38)	11/22	GB	1	1-2	0-0	
11/23	GB	7	1-1	2-2	39,51	11/29	at Atl	8	2-2	2-3	(51),29,39
11/30	Car	7	4-4	1-1	39	12/6	Sea	1	1-1	0-0	
12/7	NYJ	6	3-3	1-3	20,(39),(56)	12/10	at Ari	8	2-2	2-2	44,54
12/14	at Det	2	2-2	0-3	(26),(53),(68)	12/20	Chi	8	5-5	1-1	53
12/21	at Mia	9	3-3	2-2	18,33	12/27	NYG	18	3-4	5-5	32,52,22,53,27
12/28	Chi	7	1-1	2-2	37,44	1/3/16	at GB	8	2-2	2-2	39,32
TOTALS (16/0)	107	29-29	26-35	Long: 54		TOTALS (16/0)	135	33-37	34-39	Long:54	

2016	Opp	Pts	PAT-Att	FG-FGA	Made
9/11	at Ten	13	1-2	4-6	(37),(56),50,33,45,30
9/18	GB	5	2-2	1-1	46
9/25	at Car	6	0-1	2-2	28,31
10/3	NYG	6	3-3	1-2	(46),44
10/9	Hou	7	4-4	1-1	19
10/23	at Phi	4	1-1	1-1	48
10/31	at Chi	4	1-1	1-1	30
11/6	Det	4	1-2	1-2	33,(46B)
11/13	at Was	2	2-3	0-0	
TOTALS (9/0)	51	15-19	12-16	Long:50	



57

MICHAEL WILHOITE

LINEBACKER

Height	6-0
Weight	245
College	Washburn
Seasons	NFL 6th, Seahawks 1st
Born	December 7, 1986
Hometown	Topeka, Kansas

WILHOITE'S 2017 SEASON

at GB (9/10): Inactive (calf). SF (9/17): Made first start for Seattle at OLB. at Ten (9/24): Started second straight game at OLB. Indy (10/1): Started at OLB and part of a defense that limited the Colts to 32 total yards in the second half, including zero passing.

WILHOITE'S 2017 GAME-BY-GAME

Game	G/S	T	S	A	QB	Yds.	QH	Int.	Yds.	PD	FF	FR	Yds.
at GB (9/10)		Inactive (calf)											
SF (9/17)	1/1	2	2	0	0.0	0.0	0	0	0	0	0	0	0
at Ten (9/24)	1/1	3	3	0	0.0	0.0	0	0	0	0	0	0	0
Indy (10/1)	1/1	3	2	1	0.0	0.0	0	0	0	0	0	0	0
at LA (10/8)	1/0	1	0	1	0.0	0.0	0	0	0	0	0	0	0
at NYG (10/22)1/1		0	0	0	0.0	0.0	0	0	0	0	0	0	0
Totals	5/4	9	7	2	0.0	0.0	0	0	0	0	0	0	0

Additional Stats: Special Teams Tackles: 2.

WILHOITE'S NFL RECORD

Club	G/S	Tackles			Sacks		Interceptions									
		Tkl	So	Ast	QB	Yds	No	Yds	Avg	LG	TD	PD	FF	FR	Yds	
2012 San Fran	5/0	0	0	0	0.0	0.0	0	0	0.0	0	0	0	0	0	0	0
2013 San Fran	16/2	24	14	10	0.0	0.0	0	0	0.0	0	0	1	0	0	0	
2014 San Fran	16/16	121	72	49	0.0	0.0	2	1	1.0	1	0	6	1	0	0	
2015 San Fran	12/12	86	65	21	0.0	0.0	1	0	0.0	0	0	1	0	0	0	
2016 San Fran	16/6	59	41	18	0.5	4.0	0	0	0.0	0	0	0	1	1	0	
2017 Seattle	5/4	9	7	2	0.0	0.0	0	0	0.0	0	0	0	0	0	0	
NFL TOTALS	70/40	299	199	100	0.5	4.0	3	1	0.3	1	0	8	2	1	0	

POSTSEASON

Club	G/S	Tackles			Sacks		Interceptions								
		Tkl	So	Ast	QB	Yds	No	Yds	Avg	LG	TD	PD	FF	FR	Yds
2012 San Fran	3/0	0	0	0	0.0	0.0	0	0	0.0	0	0	0	0	0	0
2013 San Fran	3/0	0	0	0	0.0	0.0	0	0	0.0	0	0	0	0	0	0
NFL TOTALS	6/0	0	0	0	0.0	0.0	0	0	0.0	0	0	0	0	0	0

WILHOITE'S SINGLE-GAME HIGHS

<p>Tackles: 15, at N.Y. Giants (10/11/15)</p> <p>Forced Fumbles: 1, 2 Times, Last vs. S.D. (12/20/14)</p> <p>Fumble Recoveries: 1, at Atlanta (12/18/16)</p>	<p>Sacks: 0.5, vs. Arizona (10/6/16)</p> <p>Interceptions: 1, 3 Times, Last at Baltimore (10/18/15)</p> <p>Touchdowns: None</p>
---	--

ADDITIONAL STATS

Special Teams Tackles: 2012 (7), 2013 (17), 2014 (3), 2016 (9), 2017 (2); **Career:** 38.
Postseason Special Teams Tackles: 2012 (3), 2013 (3); **Career:** 6.



82

LUKE WILLSON

TIGHT END

Height 6-5
Weight 254
College Rice
Seasons NFL 5th, Seahawks 5th
Born January 15, 1990
Hometown Lasalle, Ontario, Can.

WILLSON'S 2017 SEASON

at GB (9/10): Saw action at TE. at Ten (9/24): Had three receptions for 53 yards including a 27-yard TD. Indy (10/1): Had one catch for a 6-yard TD. First time of career with TDs in consecutive games. at NYG (10/22): Started and had a 13-yard reception.

-----Receiving-----						
2017	Opponent	No	Yds	Avg	LG	TD
09/10	at Green Bay	0	0	0.0	0	0
09/17	San Francisco	3	25	8.3	19	0
09/24	at Tennessee	3	53	17.7	27t	1
10/01	Indianapolis	1	6	6.0	6t	1
10/08	at L.A. Rams	0	0	0.0	0	0
10/22	at N.Y. Giants	1	13	13.0	13	0
TOTALS (6/1)		8	97	12.1	27t	2

WILLSON'S NFL RECORD

RECEIVING						
Club	G/S	No	Yds	Avg	LG	TD
2013 Seattle	16/7	20	272	13.6	39t	1
2014 Seattle	15/10	22	362	16.5	80t	3
2015 Seattle	14/7	17	213	12.5	24	1
2016 Seattle	11/6	15	129	8.6	19	2
2017 Seattle	6/1	8	97	12.1	27t	2
NFL TOTALS	62/31	82	1,073	13.1	80t	9

POSTSEASON						
Club	G/S	No	Yds	Avg	LG	TD
2013 Seattle	3/0	2	17	8.5	12	0
2014 Seattle	3/3	6	79	13.2	29	1
2015 Seattle	1/1	4	54	13.5	22	0
2016 Seattle	2/1	1	4	4.0	4	0
NFL TOTALS	9/5	13	154	11.8	29	1

WILLSON'S SINGLE-GAME HIGHS

Receptions: 5 vs. Jacksonville (9/22/13) **Receiving Yards:** 139 at Arizona (12/21/14)
Touchdowns: 2 at Arizona (12/21/14) **Longest Reception:** 80t at Arizona (12/21/14)

WILLSON'S GAME-BY-GAME

-----Receiving-----							-----Receiving-----						
2013	Opponent	No	Yds	Avg	LG	TD	2014	Opponent	No	Yds	Avg	LG	TD
9/8	at Carolina	0	0	0.0	0	0	9/04	Green Bay	1	1	1.0	1	0
9/15	San Francisco	0	0	0.0	0	0	9/14	at San Diego	0	0	0.0	0	0
9/22	Jacksonville	5	76	15.2	35	0	9/21	Denver	0	0	0.0	0	0
9/29	at Houston	0	0	0.0	0	0	10/06	at Washington	3	28	9.3	19	0
10/6	at Indianapolis	2	28	14.0	17	0	10/12	Dallas	2	11	5.5	10	0
10/13	Tennessee	2	17	8.5	14	0	10/19	at St. Louis	Inactive (groin)				
10/17	at Arizona	1	23	23.0	23	0	10/26	at Carolina	1	23	23.0	23t	1
10/28	at St. Louis	0	0	0.0	0	0	11/02	Oakland	1	16	16.0	16	0
11/3	Tampa Bay	0	0	0.0	0	0	11/09	NY Giants	0	0	0.0	0	0
11/10	at Atlanta	1	19	19.0	19	0	11/16	at Kansas City	3	51	17.0	27	0
11/17	Minnesota	1	7	7.0	7	0	11/23	Arizona	1	21	21.0	21	0
12/2	New Orleans	1	2	2.0	2	0	11/27	at San Francisco	4	39	9.8	15	0
12/8	at San Francisco	3	70	23.3	39t	1	12/07	at Philadelphia	1	1	1.0	1	0
12/15	at NY Giants	2	23	11.5	15	0	12/14	San Francisco	0	0	0.0	0	0
12/22	Arizona	1	3	3.0	3	0	12/21	at Arizona	3	139	46.3	80t	2
12/29	St. Louis	1	4	4.0	4	0	12/28	St. Louis	2	32	16.0	28	0
TOTALS (16/7)		20	272	13.6	39t	1	TOTALS (15/10)		22	362	16.5	80t	3
1/11	New Orleans	0	0	0.0	0	0	1/10	Carolina	4	68	17.0	29	1
1/19	San Francisco	0	0	0.0	0	0	1/18	Green Bay	2	11	5.5	8	0
2/2	Denver	2	17	8.5	12	0	2/1	New England	0	0	0.0	0	0
Playoff Totals (3/0)		2	17	8.5	12	0	TOTALS (3/3)		6	79	13.2	29	1

-----Receiving-----							-----Receiving-----						
2015	Opponent	No	Yds	Avg	LG	TD	2016	Opponent	No	Yds	Avg	LG	TD
9/13	at St. Louis	0	0	0.0	0	0	9/11	Miami	2	26	13.0	19	0
9/20	at Green Bay	2	36	18.0	24	0	9/18	at L.A. Rams	1	6	6.0	6	0
9/27	Chicago	Inactive (Back)					9/25	San Francisco	2	9	4.5	7	0
10/05	Detroit	2	15	7.5	9	0	10/2	at N.Y. Jets	0	0	0.0	0	0
10/11	at Cincinnati	2	17	8.5	9	0	10/16	Atlanta	1	9	9.0	9	0
10/18	Carolina	1	16	16.0	16	0	Games 6-9	Inactive (Knee)					
10/22	at San Francisco	0	0	0.0	0	0	11/20	Philadelphia	1	12	12.0	12	0
11/01	at Dallas	2	41	20.5	22t	1	11/27	at Tampa Bay	1	11	11.0	11	0
11/15	Arizona	0	0	0.0	0	0	12/4	Carolina	Inactive (Knee)				
11/22	San Francisco	2	15	7.5	10	0	12/11	at Green Bay	1	11	11.0	11	0
11/29	Pittsburgh	1	12	12.0	12	0	12/15	L.A. Rams	3	19	6.3	9	1
12/06	at Minnesota	2	36	18.0	22	0	12/24	Arizona	0	0	0.0	0	0
12/13	at Baltimore	1	8	8.0	8	0	1/1/17	at San Francisco	3	26	8.7	11t	1
12/20	Cleveland	2	17	8.5	11	0	TOTALS (11/6)		15	129	8.6	19	2
12/27	St. Louis	0	0	0.0	0	0	1/7	Detroit	1	4	4.0	4	0
1/03	at Arizona	Inactive (Concussion)					1/14	at Atlanta	0	0	0.0	0	0
TOTALS (14/7)		17	213	12.5	24	1	TOTALS (2/1)		1	4	4.0	4	0
1/10	at Minnesota	Inactive (Concussion)											
1/17	at Carolina	4	54	13.5	22	0							
TOTALS (1/1)		4	54	13.5	22	0							



3

RUSSELL WILSON

QUARTERBACK

Height	5-11
Weight	215
College	Wisconsin
Seasons	NFL 6th, Seahawks 6th
Born	November 29, 1988
Hometown	Richmond, Va.

WILSON'S 2017 SEASON

at **GB (9/10)**: Started at QB. **SF (9/17)**: Led 22nd career game-winning drive when tied or behind in the fourth quarter or overtime when he led a 10-play, 82-yard TD drive that resulted in a 9-yard TD pass to Paul Richardson. On the drive, Wilson rushed four times for 27 yards and two first downs. **at Ten (9/24)**: Set career highs in attempts (49) and passing yards (373). Marked his ninth career 300-yard passing game (11th including playoffs). **at NYG (10/22)**: Posted a season-best 121.1 passer rating with his 10th-career 300-yard game to go with three TD passes.

2017

PASSING

Date	Opponent	P/S	Att	Com	Yds	Pct	TD	Int	LG	Sacked	W/L	Rating
09/10	at Green Bay	(S)	27	14	158	51.9	0	0	34	3/23	L	69.7
09/17	San Francisco	(S)	39	23	198	58.9	1	0	22	3/17	W	80.9
09/24	at Tennessee	(S)	49	29	373	59.2	4	0	46	1/9	L	110.3
10/01	Indianapolis	(S)	26	21	295	80.8	2	2	41	3/12	W	107.5
10/08	at L.A. Rams	(S)	37	24	198	64.9	1	1	21	3/19	W	76.2
10/22	at N.Y. Giants	(S)	39	27	334	69.2	3	0	38t	1/13	W	121.1
TOTALS		(6/6)	217	138	1,556	63.6	11	3	46	14/93	4-2	96.1

2017

RUSHING

Date	Opponent	P/S	Att	Yds	Avg	LG	TD
09/10	at Green Bay	(S)	2	40	20.0	29	0
09/17	San Francisco	(S)	12	34	2.8	11	0
09/24	at Tennessee	(S)	7	26	3.7	11	0
10/01	Indianapolis	(S)	4	38	9.5	23t	1
10/08	at L.A. Rams	(S)	5	16	3.2	9	0
10/22	at N.Y. Giants	(S)	2	10	5.0	7	0
TOTALS		(6/6)	32	164	5.1	29	1

WILSON'S NFL RECORD

PASSING											
Year	Club	G/S	Att	Comp	Yds	Pct	TD	Int	LG	Sacked	Rate
2012	Seattle	16/16	393	252	3,118	64.1	26	10	67	33/203	100.0
2013	Seattle	16/16	407	257	3,357	63.1	26	9	80t	44/272	101.2
2014	Seattle	16/16	452	285	3,475	63.1	20	7	80t	42/242	95.0
2015	Seattle	16/16	483	329	4,024	*68.1	*34	8	80t	45/265	*110.1
2016	Seattle	16/16	546	*353	*4,219	64.7	21	11	59	41/293	92.6
2017	Seattle	6/6	217	138	1,556	63.6	11	3	46	14/93	96.1
NFL TOTALS		86/86	2,498	1,614	19,749	64.6	138	48	80t	219/1,368	99.3

RUSHING							
Year	Club	G/S	Att	Yds	Avg	LG	TD
2012	Seattle	16/16	94	489	5.2	25t	4
2013	Seattle	16/16	96	539	5.6	27	1
2014	Seattle	16/16	**118	**849	**7.2	**55	**6
2015	Seattle	16/16	103	553	5.4	24	1
2016	Seattle	16/16	72	259	3.6	18	1
2017	Seattle	6/6	32	164	5.1	29	1
NFL TOTALS		86/86	515	2,852	5.5	55	14

*Club record **Club record by QB

SINGLE-GAME HIGHS

Attempts:	49 at Tennessee	(9/24/17)
Completions:	32 at St. Louis	(9/13/15)
Completion %:*	82.8 vs. San Francisco (24/29)	(11/22/15)
Yards:	373 at Tennessee	(9/24/17)
Longest, No TD:	67 vs. Arizona	(12/9/12) to Anthony McCoy
Longest TD:	80t, 3 Times, Last vs. Pittsburgh	(11/29/15) to Doug Baldwin
Most TDs:	5, 2 Times, Last at Baltimore	(12/13/15)
Highest Pass Rating (Home):	151.4 vs. Minnesota	(11/17/13)
Highest Pass Rating (Away):	146.0 at Minnesota	(12/6/15)
Interceptions:	5 at Green Bay	(12/11/16)
Rushes:	14** vs. N.Y. Giants	(10/6/13)
Rushing Yds.:	122** at Washington	(10/6/13)
Longest Rush:	55**, at Arizona	(12/21/14)
Rushing TD:	3** at Buffalo	(12/16/12)

*Min. 20 attempts **Club record by QB

POSTSEASON

Year	Club	G/S	PASSING									
			Att	Comp	Yds	Pct	TD	Int	LG	Sacked	Rate	
2012	Seattle	2/2	62	39	572	62.9	3	1	34	7/48	101.0	
2013	Seattle	3/3	68	43	524	63.2	3	0	51	7/22	101.6	
2014	Seattle	3/3	72	41	724	56.9	6	5	63t	10/58	81.9	
2015	Seattle	2/2	74	44	508	59.5	4	3	35	7/54	81.4	
2016	Seattle	2/2	60	40	449	66.7	4	2	42	6/31	97.2	
NFL TOTALS			12/12	336	207	2,777	61.6	20	11	63t	37/213	94.1

Year	Club	G/S	RUSHING					
			Att	Yds	Avg	LG	TD	
2012	Seattle	2/2	15	127	8.5	17	1	
2013	Seattle	3/3	11	42	3.8	16	0	
2014	Seattle	3/3	17	86	5.1	17	1	
2015	Seattle	2/2	8	53	6.6	14	0	
2016	Seattle	2/2	9	46	5.1	14	0	
NFL TOTALS			12/12	60	354	5.9	28	2

4TH-QUARTER WINS (BEHIND OR TIED ENTERING 4TH QUARTER)

Date	Opp	Situation	Result	Play/Drive & Time Remaining
09/24/12	GB	Behind 12-7	Won 14-12	24 yd TD pass as time expired
10/14/12	NE	Behind 23-17	Won 24-23	46 yd TD pass @1:18
12/02/12	at Chi	Behind 14-10	Won 23-17 (ot)	14 yd TD pass @ :24
12/30/12	StL	Tied 17-17	Won 23-17 (ot)	13 yd TD pass @7:33 in OT
01/06/13*	at Wash	Tied 13-13	Won 20-13	1 yd TD run @ 1:39
09/08/13	at Car	Behind 14-13	Won 24-14	TD drive @ 7:08
09/29/13	at Hou	Behind 7-6	Won 12-7	43 yd TD pass at 10:13
10/13/13	Tenn	Behind 20-6	Won 23-20 (ot)	45 yd FG @ 3:19 in OT
11/03/13	TB	Tied 10-10	Won 20-13	Lynch 3-yd TD run @ 7:33
01/19/14*	SF	Behind 24-14	Won 27-24 (ot)	27 yd FG @ 8:11 in OT
09/21/14	Den	Behind 17-13	Won 23-17	35-yd TD pass @ 13:44
10/26/14	at Car	Tied 20-20	Won 26-20 (ot)	TD drive @ 9:14 in OT
11/09/14	NYG	Behind 9-6	Won 13-9	23-yd TD pass @0:47
12/28/14	StL	Tied 17-17	Won 38-17	TD drive @ 12:47
01/18/15*	GB	Tied 6-6	Won 20-6	TD drive @ 12:07
11/01/15	at Dal	Tied 22-22	Won 28-22	35-yd TD pass @ 11:41 in OT
11/29/15	Pitt	Behind 12-10	Won 13-12	24-yard FG drive @ 1:04
01/10/16*	at Minn	Behind 27-26	Won 39-30	30-yd TD pass @ 8:12
09/11/16	Mia	Behind 9-0	Won 10-9	46-yd FG drive @ 8:04
10/16/16	Atlanta	Behind 10-6	Won 12-10	2-yd TD pass @ 0:31
11/13/16	at NE	Behind 24-23	Won 26-24	44-yd FG @ 1:57
09/17/17	SF	Behind 24-22	Won 31-24	23 yd FG @ 8:56
		Behind 9-6	Won 12-9	9 yd TD pass @7:06

*Playoffs

WILSON'S GAME-BY-GAME

2012

Date	Opponent	P/S	PASSING								W/L Rating	
			Att	Com	Yds	Pct	TD	Int	LG	Sacked		
09/09	at Arizona	(S)	34	18	153	52.9	1	1	27	3/14	L 62.5	
09/16	Dallas	(S)	20	15	151	75.0	1	0	22t	2/18	W 112.7	
09/24	Green Bay	(S)	21	10	130	47.6	2	0	41t	1/19	W 99.3	
09/30	at St. Louis	(S)	25	17	160	68.0	0	3	17	2/20	L 45.8	
10/07	at Carolina	(S)	25	19	221	76.0	1	2	30	2/9	W 82.3	
10/14	New England	(S)	27	16	293	59.3	3	0	51	2/10	W 133.7	
10/18	at San Francisco	(S)	23	9	122	39.1	0	1	36	2/7	L 38.7	
10/28	at Detroit	(S)	35	25	236	71.4	2	1	19	0/0	L 96.8	
11/04	Minnesota	(S)	24	16	173	66.7	3	0	23	1/8	W 127.3	
11/11	N.Y. Jets	(S)	19	12	188	63.2	2	0	38t	4/22	W 131.0	
11/25	at Miami	(S)	27	21	224	77.8	2	0	32	2/8	L 125.9	
12/02	at Chicago	(S)	37	23	293	62.2	2	0	49	2/0	W 104.9	
12/09	Arizona	(S)	13	7	148	53.8	1	1	67	1/7	W 88.0	
12/16	at Buffalo	(S)	23	14	205	60.9	1	0	44	2/9	W 104.4	
12/23	San Francisco	(S)	21	15	171	71.4	4	1	43	1/1	W 115.3	
12/30	St. Louis	(S)	19	15	250	78.9	1	0	49	6/41	W 136.3	
TOTALS			(16/16)	393	252	3,118	64.1	26	10	67	33/203	11-5 100.0
01/06/13	at Washington	(S)	26	15	187	57.7	1	0	33	5/31	W 92.9	
01/13/13	at Atlanta	(S)	36	24	385	66.7	2	1	34	2/17	L 109.1	
PLAYOFF TOTALS			(2/2)	62	39	572	62.9	3	1	34	7/48	1-1 101.0

W/L record reflects games started only



2012

Date	Opponent	P/S	RUSHING					
			Att	Yds	Avg	LG	TD	
09/09	at Arizona	(S)	8	20	2.5	5	0	
09/16	Dallas	(S)	4	28	7.0	14	0	
09/24	Green Bay	(S)	3	18	6.0	12	0	
09/30	at St. Louis	(S)	7	14	2.0	8	0	
10/07	at Carolina	(S)	5	12	2.4	9	0	
10/14	New England	(S)	5	17	3.4	9	0	
10/18	at San Francisco	(S)	3	10	3.3	9	0	
10/28	at Detroit	(S)	1	9	9.0	9	0	
11/04	Minnesota	(S)	9	27	3.0	13	0	
11/11	N.Y. Jets	(S)	7	34	4.9	18	0	
11/25	at Miami	(S)	5	38	7.6	20	0	
12/02	at Chicago	(S)	9	71	7.9	13	0	
12/09	Arizona	(S)	3	12	4.0	6	0	
12/16	at Buffalo	(S)	9	92	10.2	25t	3	
12/23	San Francisco	(S)	6	29	4.8	9	0	
12/30	St. Louis	(S)	10	58	5.8	15	1	
TOTALS			(16/16)	94	489	5.2	25t	4
01/06/13	at Washington	(S)	8	67	8.4	28	0	
01/13/13	at Atlanta	(S)	7	60	8.6	17	1	
PLAYOFF TOTALS			(2/2)	15	127	8.5	28	1

WILSON'S GAME-BY-GAME

2013

PASSING

Date	Opponent	P/S	Att	Com	Yds	Pct	TD	Int	LG	Sacked	W/L Rating
09/8	at Carolina	(S)	33	25	320	75.8	1	0	43t	2/20	W 115.7
09/15	San Francisco	(S)	19	8	142	42.1	1	1	51	4/24	W 63.9
09/22	Jacksonville	(S)	21	14	202	66.7	4	1	30	2/8	W 117.5
09/29	at Houston	(S)	23	12	123	52.2	0	1	24	5/32	W 49.7
10/06	at Indianapolis	(S)	31	15	210	48.4	2	1	28t	2/5	L 78.7
10/13	Tennessee	(S)	31	23	257	74.2	0	0	55	2/4	W 98.5
10/17	at Arizona	(S)	29	18	235	62.1	3	0	32	3/26	W 122.1
10/28	at St. Louis	(S)	18	10	139	55.6	2	0	80t	7/48	W 117.6
11/03	Tampa Bay	(S)	26	19	217	73.1	2	2	28	0/0	W 91.3
11/10	at Atlanta	(S)	26	19	287	73.1	2	0	46	1/8	W 134.6
11/17	Minnesota	(S)	18	13	230	72.2	2	0	44	1/6	W 151.4
12/02	New Orleans	(S)	30	22	310	73.3	3	0	60	1/8	W 139.6
12/08	at San Francisco	(S)	25	15	199	60.0	1	1	39t	2/21	L 81.9
12/15	at NY Giants	(S)	27	18	206	66.7	1	1	30	4/29	W 86.3
12/22	Arizona	(S)	27	11	108	40.7	1	1	28	4/19	L 49.6
12/29	St. Louis	(S)	23	15	172	65.2	1	0	47t	4/14	W 102.1
TOTALS		(16/16)	407	257	3,357	63.1	26	9	80t	44/272	13-3 101.2
01/11	New Orleans	(S)	18	9	103	50.0	0	0	25	3/0	W 67.6
01/19	San Francisco	(S)	25	16	215	64.0	1	0	51	4/22	W 104.6
02/02	Denver	(S)	25	18	206	72.0	2	0	37	0/0	W 123.1
PLAYOFF TOTALS		(3/3)	68	43	524	63.2	3	0	51	7/22	3-0 101.6

W/L record reflects games started only

2013

RUSHING

Date	Opponent	P/S	Att	Yds	Avg	LG	TD
09/08	at Carolina	(S)	5	7	1.4	7	0
09/15	San Francisco	(S)	10	33	3.3	11	0
09/22	Jacksonville	(S)	2	14	7.0	10	0
09/29	at Houston	(S)	10	77	7.7	25	0
10/06	at Indianapolis	(S)	13	102	7.8	22	0
10/13	Tennessee	(S)	10	61	6.1	23	0
10/17	at Arizona	(S)	8	29	3.6	11	0
10/28	at St. Louis	(S)	3	16	5.3	17	0
11/03	Tampa Bay	(S)	6	36	6.0	16	1
11/10	at Atlanta	(S)	3	20	6.7	10	0
11/17	Minnesota	(S)	2	14	7.0	12	0
12/02	New Orleans	(S)	8	47	5.9	15	0
12/08	at San Francisco	(S)	1	2	2.0	2	0
12/15	at NY Giants	(S)	8	50	6.3	16	0
12/22	Arizona	(S)	2	32	16.0	27	0
12/29	St. Louis	(S)	5	-1	-0.2	8	0
TOTALS		(16/16)	96	539	5.6	27	1
01/11	New Orleans	(S)	3	16	5.3	8	0
01/19	San Francisco	(S)	5	0	0.0	3	0
02/02	Denver	(S)	3	26	8.7	16	0
PLAYOFF TOTALS		(3/3)	11	42	3.8	16	0



WILSON'S GAME-BY-GAME

2014

PASSING

Date	Opponent	P/S	Att	Com	Yds	Pct	TD	Int	LG	Sacked	W/L Rating
09/04	Green Bay	(S)	28	19	191	67.9	2	0	33t	1/0	W 110.9
09/14	at San Diego	(S)	25	17	202	68.0	2	0	32	2/22	L 119.1
09/21	Denver	(S)	34	24	258	70.6	2	1	39t	3/20	W 99.9
10/06	at Washington	(S)	24	18	201	75.0	2	0	36	3/23	W 127.3
10/12	Dallas	(S)	28	14	126	50.0	0	1	53	2/0	L 47.6
10/19	at St. Louis	(S)	36	23	313	63.9	2	0	49	3/21	L 110.1
10/26	at Carolina	(S)	32	20	199	62.5	1	1	23t	1/8	W 77.5
11/02	Oakland	(S)	35	17	179	48.6	0	0	39	1/2	W 63.9
11/09	NY Giants	(S)	17	10	172	58.8	0	2	60	2/12	W 53.7
11/16	at Kansas City	(S)	32	20	178	62.5	2	0	27	2/10	L 98.2
11/23	Arizona	(S)	22	17	211	77.3	1	0	48	7/42	W 121.6
11/27	at San Francisco	(S)	22	15	236	68.2	1	0	63	4/14	W 118.8
12/07	at Philadelphia	(S)	37	22	263	59.5	2	0	25	2/11	W 99.3
12/14	San Francisco	(S)	24	12	168	50.0	1	1	47	5/30	W 69.4
12/21	at Arizona	(S)	31	20	339	64.5	2	0	80t	1/10	W 122.9
12/28	St. Louis	(S)	25	17	239	68.0	0	1	38	3/17	W 81.9
TOTALS		(16/16)	452	285	3,475	63.1	20	7	80t	42/242	12-4 95.0
01/10	Carolina	(S)	22	15	268	68.2	3	0	63t	2/20	W 149.2
01/18	Green Bay	(S)	29	14	209	48.3	1	4	35t	5/25	W 44.3
02/01	New England	(S)	21	12	247	57.1	2	1	45	3/13	L 110.6
TOTALS		(3/3)	72	41	724	56.9	6	5	63t	10/58	2-1 81.9


W/L record reflects games started only

2014

RUSHING

Date	Opponent	P/S	Att	Yds	Avg	LG	TD
09/04	Green Bay	(S)	7	29	4.1	13	0
09/14	at San Diego	(S)	2	18	9.0	13	0
09/21	Denver	(S)	9	40	4.4	9	0
10/06	at Washington	(S)	11	122*	11.1	29	1
10/12	Dallas	(S)	2	12	6.0	9t	1
10/19	at St. Louis	(S)	7	106	15.1	52	1
10/26	at Carolina	(S)	6	35	5.8	15	0
11/02	Oakland	(S)	8	31	3.9	19	0
11/09	NY Giants	(S)	14*	107	7.6	26	1
11/16	at Kansas City	(S)	8	71	8.9	14	0
11/23	Arizona	(S)	10	73	7.3	40	0
11/27	at San Francisco	(S)	7	35	5.0	12	0
12/07	at Philadelphia	(S)	10	48	4.8	26t	1
12/14	San Francisco	(S)	5	27	5.4	19	0
12/21	at Arizona	(S)	6	88	14.7	55*	1
12/29	St. Louis	(S)	6	7	1.2	6	0
TOTALS		(16/16)	118	849	7.2	55	6
01/10	Carolina	(S)	7	22	3.1	14	0
01/18	Green Bay	(S)	7	25	3.6	15	1
02/01	New England	(S)	3	39	13.0	17	0
TOTALS		(3/3)	17	86	5.1	17	1

*Club record by QB



WILSON'S GAME-BY-GAME

2015

PASSING

Date	Opponent	P/S	Att	Com	Yds	Pct	TD	Int	LG	Sacked	W/L Rating
09/13	at St. Louis	(S)	41	32	251	78.0	1	1	23	6/32	L 90.1
09/20	at Green Bay	(S)	30	19	206	63.3	2	1	32	2/1	L 91.8
09/27	Chicago	(S)	30	20	235	66.7	1	0	30t	4/23	W 101.4
10/05	Detroit	(S)	26	20	287	76.9	1	0	50	6/52	W 125.0
10/11	at Cincinnati	(S)	23	15	213	65.2	1	1	46	4/16	L 91.4
10/18	Carolina	(S)	30	18	241	60.0	1	0	45	4/22	L 96.7
10/22	at San Francisco	(S)	24	18	235	75.0	1	2	43t	5/23	W 84.5
11/01	at Dallas	(S)	30	19	210	63.3	1	1	22t	0/0	W 81.3
11/15	Arizona	(S)	32	14	240	43.8	1	1	40	2/12	L 67.2
11/22	San Francisco	(S)	29	24	260	82.8	3	0	31t	2/7	W 138.6
11/29	Pittsburgh	(S)	30	21	345	70.0	5	0	80t	2/9	W 147.9
12/06	at Minnesota	(S)	27	21	274	77.8	3	0	53t	1/8	W 146.0
12/13	at Baltimore	(S)	32	23	292	71.9	5	0	49t	0/0	W 139.6
12/20	Cleveland	(S)	30	21	249	70.0	3	0	39	2/8	W 128.3
12/27	St. Louis	(S)	41	25	289	61.0	2	1	28	4/36	L 88.4
01/03	at Arizona	(S)	28	19	197	67.9	3	0	36	1/16	W 123.7
TOTALS		(16/16)	483	329	4,024	68.1	34	8	80t	45/265	10-6 110.1
01/10	at Minnesota	(S)	26	13	142	50.0	1	1	35	2/13	W 63.3
01/17	at Carolina	(S)	48	31	366	64.6	3	2	33t	5/41	L 91.1
PLAYOFF TOTALS		(2/2)	74	44	508	59.5	4	3	35	7/54	1-1 81.4

W/L record reflects games started only

2015

RUSHING

Date	Opponent	P/S	Att	Yds	Avg	LG	TD
09/13	at St. Louis	(S)	8	31	3.9	10	0
09/20	at Green Bay	(S)	10	78	7.8	17	0
09/27	Chicago	(S)	6	28	4.7	13	0
10/05	Detroit	(S)	10	40	4.0	15	0
10/11	at Cincinnati	(S)	3	21	7.0	9	0
10/18	Carolina	(S)	8	53	6.6	24	0
10/22	at San Francisco	(S)	7	20	2.9	9	0
11/01	at Dallas	(S)	6	32	5.3	10	0
11/15	Arizona	(S)	6	52	8.7	20	0
11/22	San Francisco	(S)	9	30	3.3	8	0
11/29	Pittsburgh	(S)	4	14	3.5	10	0
12/06	at Minnesota	(S)	9	51	5.7	14	1
12/13	at Baltimore	(S)	1	6	6.0	6	0
12/20	Cleveland	(S)	5	46	9.2	16	0
12/27	St. Louis	(S)	6	38	6.5	21	0
01/03	at Arizona	(S)	5	13	2.6	9	0
TOTALS		(16/16)	103	553	5.4	24	1
01/10	at Minnesota	(S)	5	21	4.2	11	0
01/17	at Carolina	(S)	3	32	10.7	14	0
PLAYOFF TOTALS		(2/2)	8	53	6.6	14	0



WILSON'S GAME-BY-GAME

2016

PASSING

Date	Opponent	P/S	Att	Com	Yds	Pct	TD	Int	LG	Sacked	W/L Rating
09/11	Miami	(S)	43	27	258	62.8	1	1	24	3/18	W 77.5
09/18	at L.A.	(S)	35	22	254	62.9	0	0	53	2/15	L 84.7
09/25	San Francisco	(S)	23	15	243	65.2	1	0	59	2/17	W 114.9
10/02	at N.Y. Jets	(S)	32	23	309	71.9	3	0	42t	2/21	W 133.5
10/16	Atlanta	(S)	37	25	270	67.6	0	0	25	1/9	W 88.8
10/23	at Arizona	(S)	37	24	225	64.9	0	0	31	1/20	T 81.5
10/30	at New Orleans	(S)	34	22	253	64.7	0	1	27	1/11	L 74.8
11/07	Buffalo	(S)	26	20	282	76.9	2	0	50	4/37	W 137.0
11/13	at New England	(S)	37	25	348	67.6	3	0	39	3/24	W 124.6
11/20	Philadelphia	(S)	31	18	272	58.1	1	0	44	1/0	W 97.8
11/27	at Tampa Bay	(S)	33	17	151	51.5	0	2	21	6/33	L 38.8
12/4	Carolina	(S)	36	26	277	72.2	1	1	40	3/21	W 92.0
12/11	at Green Bay	(S)	39	22	240	56.4	1	5	31	3/22	L 43.7
12/15	L.A. Rams	(S)	26	19	229	73.1	3	1	57t	2/2	W 122.1
12/24	Arizona	(S)	45	29	350	64.4	4	0	42t	6/37	L 117.8
1/1/17	at San Francisco	(S)	32	19	258	59.4	1	0	42	1/6	W 95.6
TOTALS		(16/16)	546	353	4,219	64.7	21	11	59	41/293	10-5-1 92.6
1/7	Detroit	(S)	30	23	224	76.7	2	0	42	3/14	W 119.3
1/14	at Atlanta	(S)	30	17	225	56.7	2	2	40	3/17	L 75.0
TOTALS		(2/2)	60	40	449	66.7	4	2	42	6/31	1-1 97.2

W/L record reflects games started only

2016

RUSHING

Date	Opponent	P/S	Att	Yds	Avg	LG	TD
09/11	Miami	1/1	4	16	4.0	9	0
09/18	at L.A.	1/1	5	14	2.8	8	0
09/25	San Francisco	1/1	1	3	3.0	3	0
10/02	at N.Y. Jets	1/1	5	-5	-1.0	2	0
10/16	Atlanta	1/1	6	7	1.2	6	0
10/23	at Arizona	1/1	1	-2	-2.0	-2	0
10/30	at New Orleans	1/1	3	11	3.7	5	0
11/07	Buffalo	1/1	3	10	3.3	8	1
11/13	at New England	1/1	3	6	2.0	6	0
11/20	Philadelphia	1/1	8	19	2.4	7	0
11/27	at Tampa Bay	1/1	8	80	10.0	17	0
12/4	Carolina	1/1	3	29	9.7	18	0
12/11	at Green Bay	1/1	4	19	4.8	8	0
12/15	L.A. Rams	1/1	6	12	2.0	9	0
12/24	Arizona	1/1	10	36	3.6	15	0
1/1/17	at San Francisco	1/1	2	4	2.0	4	0
TOTALS		(16/16)	72	259	3.6	18	1
1/7	Detroit	1/1	3	-3	-1.0	-1	0
1/14	at Atlanta	1/1	6	49	8.2	14	0
PLAYOFF TOTALS		(2/2)	9	46	5.1	14	0





50

K.J. WRIGHT

LINEBACKER

Height 6-4
Weight 246
College Mississippi State
Seasons NFL 7th, Seahawks 7th
Born July 23, 1989
Hometown Olive Branch, Miss.

WRIGHT'S 2017 SEASON

at GB (9/10): Started at LB and had nine tackles. **SF (9/17):** Led team with eight tackles. **Indy (10/1):** Part of a defense that limited the Colts to 32 total yards in the second half, including zero passing. **at NYG (10/22):** Led team with 11 stops.

WRIGHT'S 2017 GAME-BY-GAME

Game	G/S	T	S	A	QB	Yds.	QH	Int.	Yds.	PD	FF	FR	Yds.
at GB (9/10)	1/1	9	7	2	0.0	0.0	0	0	0	0	0	0	0
SF (9/17)	1/1	8	5	3	0.0	0.0	0	0	0	1	0	0	0
at Ten (9/24)	1/1	8	5	3	0.0	0.0	0	0	0	0	0	0	0
Indy (10/1)	1/1	4	3	1	0.0	0.0	1	0	0	0	0	0	0
at LA (10/08)	1/1	2	1	1	0.0	0.0	0	0	0	0	0	0	0
at NYG (10/22)	1/1	11	6	5	0.0	0.0	0	0	0	0	0	0	0
Totals	6/6	42	27	15	0.0	0.0	1	0	0	1	0	0	0

WRIGHT'S NFL RECORD

Club	G/S	Tackles			Sacks		Interceptions				TD	PD	FF	FR	Yds
		Tkl	So	Ast	QB	Yds	No	Yds	Avg	LG					
2011 Seattle	16/12	61	46	15	2.0	9.0	0	0	0.0	0	0	2	1	1	30
2012 Seattle	15/15	96	66	30	1.0	13.0	1	24	24.0	24	0	5	1	0	0
2013 Seattle	13/13	80	46	34	1.5	4.5	0	0	0.0	0	0	4	0	1	0
2014 Seattle	16/16	107	74	33	2.0	8.0	0	0	0.0	0	0	4	2	1	0
2015 Seattle	16/16	116	71	45	1.0	11.0	0	0	0.0	0	0	3	4	2	4
2016 Seattle	16/16	126	72	54	4.0	7.0	0	0	0.0	0	0	5	1	1	0
2017 Seattle	6/6	42	27	15	0.0	0.0	0	0	0.0	0	0	1	0	0	0
NFL TOTALS	98/94	628	402	226	11.5	52.5	1	24	24.0	24	0	24	9	6	34

POSTSEASON

Club	G/S	Tackles			Sacks		Interceptions				TD	PD	FF	FR	Yds
		Tkl	So	Ast	QB	Yds	No	Yds	Avg	LG					
2012 Seattle	2/2	16	8	8	0.0	0.0	0	0	0.0	0	0	2	0	0	0
2013 Seattle	2/1	8	5	3	0.0	0.0	0	0	0.0	0	0	0	0	0	0
2014 Seattle	3/3	23	16	7	0.0	0.0	0	0	0.0	0	0	1	0	0	0
2015 Seattle	2/2	21	11	10	0.5	3.0	0	0	0.0	0	0	0	0	0	0
2016 Seattle	2/2	16	8	8	0.0	0.0	0	0	0.0	0	0	0	0	0	0
NFL TOTALS	11/10	84	48	36	0.5	3.0	0	0	0.0	0	0	3	0	0	0

WRIGHT'S SINGLE-GAME HIGHS

Tackles: 13, vs. Oakland (11/2/14) **Fumble Recoveries:** 1, 6 Times, Last vs. Arizona (12/24/16)
Forced Fumbles: 1, 9 Times, Last vs. Carolina (12/4/16) **Sacks:** 1.0, 11 Times, Last at San Francisco (1/1/17)
Interceptions: 1, at Buffalo (12/16/12) **Touchdowns:** 1, FR at Dallas (11/1/15)

ADDITIONAL STATS

Special Teams Tackles: 2011 (4), 2012 (3); **Career:** (7). **Postseason:** 2013 (1), 2014 (1); **Career:** (2).

National Football League Game Summary

NFL Copyright © 2017 by The National Football League. All rights reserved. This summary and play-by-play is for the express purpose of assisting media in their coverage of the game; any other use of this material is prohibited without the written permission of the National Football League. Updated: 10/23/2017

Date: Sunday, 10/22/2017

Seattle Seahawks at New York Giants

Start Time: 4:25 PM EDT

at MetLife Stadium, East Rutherford, NJ

Game Day Weather

Game Weather: Partly Cloudy

Temp: 75° F (23.9° C) Humidity: 29%, Wind: SSE 7 mph

Played on Turf: UBU Speed Series-S5-M

Officials

Referee: Corrente, Tony (99)

Umpire: Eck, Alan (76)

Down Judge: Turner, Patrick (13)

Line Judge: Longson, Bart (2)

Field Judge: Novak, Scott (1)

Side Judge: Dickson, Ryan (25)

Back Judge: Prukop, Todd (30)

Replay Official: Valenti, Terri (0)

Lineups

Seattle Seahawks

Offense		Defense	
WR 89	D.Baldwin	LDE 72	M.Bennett
LT 70	R.Odhambo	LDT 90	J.Reed
LG 77	E.Pocic	RDT 91	S.Richardson
C 68	J.Britt	RDE 55	F.Clark
RG 75	O.Aboushi	OLB 57	M.Wilhoite
RT 76	G.Ifedi	MLB 54	B.Wagner
TE 88	J.Graham	OLB 50	K.Wright
TE 82	L.Willson	LCB 25	R.Sherman
WR 10	P.Richardson	RCB 26	S.Griffin
QB 3	R.Wilson	SS 31	K.Chancellor
RB 34	T.Rawls	FS 29	E.Thomas

New York Giants

Offense		Defense	
TE 81	M.LaCrosse	LDE 90	J.Pierre-Paul
LT 74	E.Flowers	LDT 98	D.Harrison
LG 77	J.Jerry	RDT 94	D.Tomlinson
C 69	B.Jones	RDE 72	K.Wynn
RG 76	D.Fluker	SLB 59	D.Kennard
RT 67	J.Pugh	MLB 93	B.Goodson
TE 85	R.Ellison	WLB 57	K.Robinson
TE 88	E.Engram	CB 24	E.Apple
QB 10	E.Manning	SS 21	L.Collins
RB 26	O.Darkwa	FS 27	D.Thompson
WR 12	T.King	CB 20	J.Jenkins

Substitutions

QB 6 A.Davis, K 7 B.Walsh, P 9 J.Ryan, WR 16 T.Lockett, WR 19 T.McEvoy, RB 21 J.McKissic, RB 22 C.Prorise, CB 23 N.Thorpe, RB 27 E.Lacy, CB 28 J.Coleman, FS 30 B.McDougald, FB 38 T.Madden, SS 42 D.Hill, LB 52 T.Garvin, LB 58 D.Alexander, G 63 M.Glowinski, LS 69 T.Ott, T 73 M.Tobin, TE 81 N.Vannett, WR 84 A.Darboh, DT 92 N.Jones, DE 93 B.Jackson, DE 97 M.Smith, DT 99 Q.Jefferson

Substitutions

K 2 A.Rosas, P 9 B.Wing, WR 18 R.Lewis, WR 19 T.Rudolph, RB 22 W.Gallman, S 29 N.Berhe, S 33 A.Adams, RB 34 S.Vereen, CB 37 R.Cockrell, CB 38 D.Deayon, CB 41 D.Rodgers-Cromartie, LS 51 Z.DeOssie, LB 53 N.Harris, LB 58 C.Grant, T 63 C.Wheeler, T 68 B.Hart, G 75 J.Halapio, WR 84 E.Eagan, TE 89 J.Adams, DE 91 A.Moss, DE 95 N.Capi, DT 96 J.Bromley, DT 99 R.Thomas

Did Not Play

Did Not Play

QB 3 G.Smith

Not Active

Not Active

CB 20 J.Lane, FS 33 T.Thompson, G 64 J.Roos, G/T 78 L.Joeckel, T 79 I.Battle, DT 98 G.Smith

QB 5 D.Webb, RB 28 P.Perkins, LB 46 C.Munson, LB 52 J.Casillas, DE 54 O.Vernon, C 70 W.Richburg, WR 87 S.Shepard

Field Goals (made () & missed)

Player	Attempts	Made	Missed	OT	Total
B.Walsh	(39)	1	3	0	4
A.Rosas	47WR	0	7	0	7
VISITOR: Seattle Seahawks		0	3	0	3
HOME: New York Giants		0	7	0	7

Scoring Plays

Team	Qtr	Time	Play Description (Extra Point) (Drive Info)	Visitor	Home
Giants	2	11:51	E.Engram 5 yd. pass from E.Manning (A.Rosas kick) (2-17, 0:42)	0	7
Seahawks	2	0:42	B.Walsh 39 yd. Field Goal (8-49, 1:57)	3	7
Seahawks	3	7:30	D.Baldwin 22 yd. pass from R.Wilson (B.Walsh kick) (4-59, 1:17)	10	7
Seahawks	4	9:34	P.Richardson 38 yd. pass from R.Wilson (B.Walsh kick) (1-38, 0:15)	17	7
Seahawks	4	2:14	J.Graham 1 yd. pass from R.Wilson (B.Walsh kick) (12-50, 5:56)	24	7

Paid Attendance: 78,527

Time: 3:06

Seattle Seahawks vs New York Giants
10/22/2017 at MetLife Stadium

Final Individual Statistics

Seattle Seahawks

New York Giants

RUSHING	ATT	YDS	AVG	LG	TD	RUSHING	ATT	YDS	AVG	LG	TD
T.Rawls	11	36	3.3	9	0	O.Darkwa	9	35	3.9	7	0
E.Lacy	11	34	3.1	12	0	W.Gallman	5	15	3.0	9	0
T.Lockett	3	15	5.0	6	0	S.Vereen	2	4	2.0	6	0
J.McKissic	3	10	3.3	10	0	T.King	1	-8	-8.0	-8	0
R.Wilson	2	10	5.0	7	0						
A.Davis	1	-1	-1.0	-1	0						
Total	31	104	3.4	12	0	Total	17	46	2.7	9	0

PASSING	ATT	CMP	YDS	SK/YD	TD	LG	IN	RT	PASSING	ATT	CMP	YDS	SK/YD	TD	LG	IN	RT
R.Wilson	39	27	334	1/13	3	38	0	121.1	E.Manning	39	19	134	1/3	1	25	0	65.5
Total	39	27	334	1/13	3	38	0	121.1	Total	39	19	134	1/3	1	25	0	65.5

PASS RECEIVING	TAR	REC	YDS	AVG	LG	TD	PASS RECEIVING	TAR	REC	YDS	AVG	LG	TD
D.Baldwin	12	9	92	10.2	32	1	E.Engram	12	6	60	10.0	25	1
T.Lockett	7	4	29	7.3	14	0	T.Rudolph	6	3	32	10.7	15	0
J.Graham	6	3	51	17.0	29	1	O.Darkwa	3	3	13	4.3	6	0
P.Richardson	2	2	61	30.5	38	1	S.Vereen	4	3	2	0.7	4	0
A.Darboh	2	2	29	14.5	16	0	W.Gallman	3	2	14	7.0	10	0
J.McKissic	2	2	23	11.5	16	0	R.Lewis	6	1	12	12.0	12	0
T.Rawls	2	1	16	16.0	16	0	T.King	3	1	1	1.0	1	0
L.Willson	1	1	13	13.0	13	0	R.Ellison	1	0	0	0.0	0	0
N.Vannett	1	1	12	12.0	12	0							
E.Lacy	1	1	9	9.0	9	0							
T.Madden	1	1	-1	-1.0	-1	0							
Total	37	27	334	12.4	38	3	Total	38	19	134	7.1	25	1

INTERCEPTIONS	NO	YDS	AVG	LG	TD	INTERCEPTIONS	NO	YDS	AVG	LG	TD
Total	0	0	0	0	0	Total	0	0	0	0	0

PUNTING	NO	YDS	AVG	NET	TB	IN20	LG	PUNTING	NO	YDS	AVG	NET	TB	IN20	LG
J.Ryan	5	190	38.0	38.0	0	5	49	B.Wing	7	304	43.4	38.4	0	1	53
Total	5	190	38.0	38.0	0	5	49	Total	7	304	43.4	38.4	0	1	53

PUNT RETURNS	NO	YDS	AVG	FC	LG	TD	PUNT RETURNS	NO	YDS	AVG	FC	LG	TD
T.Lockett	4	35	8.8	1	14	0	E.Eagan	2	0	0.0	2	0	0
[DOWNED]	2	0	0.0	0	0	0	[OUT OF BOUNDS]	1	0	0.0	0	0	0
Total	4	35	8.8	1	14	0	Total	2	0	0.0	2	0	0

KICKOFF RETURNS	NO	YDS	AVG	FC	LG	TD	KICKOFF RETURNS	NO	YDS	AVG	FC	LG	TD
T.Lockett	2	45	22.5	0	23	0	S.Vereen	1	18	18.0	0	18	0
							[TOUCHBACK]	4	0	0.0	0	0	0
Total	2	45	22.5	0	23	0	Total	1	18	18.0	0	18	0

Seattle Seahawks

FUMBLES	FUM	LOST	OWN-REC	YDS	TD	FORCED	OPP-REC	YDS	TD	OUT-BDS
T.Rawls	1	1	0	0	0	0	0	0	0	0
J.Reed	0	0	0	0	0	1	0	0	0	0
F.Clark	0	0	0	0	0	0	1	0	0	0
Total	1	1	0	0	0	1	1	0	0	0

New York Giants

FUMBLES	FUM	LOST	OWN-REC	YDS	TD	FORCED	OPP-REC	YDS	TD	OUT-BDS
E.Manning	1	1	0	0	0	0	0	0	0	0
A.Moss	0	0	0	0	0	1	0	0	0	0
L.Collins	0	0	0	0	0	0	1	32	0	0
Total	1	1	0	0	0	1	1	32	0	0

Seattle Seahawks vs New York Giants
10/22/2017 at MetLife Stadium

Final Team Statistics

	Visitor Seahawks	Home Giants
TOTAL FIRST DOWNS	26	14
By Rushing	4	0
By Passing	19	8
By Penalty	3	6
THIRD DOWN EFFICIENCY	6-13-46%	2-12-17%
FOURTH DOWN EFFICIENCY	0-1-0%	0-1-0%
TOTAL NET YARDS	425	177
Total Offensive Plays (inc. times thrown passing)	71	57
Average gain per offensive play	6.0	3.1
NET YARDS RUSHING	104	46
Total Rushing Plays	31	17
Average gain per rushing play	3.4	2.7
Tackles for a loss-number and yards	2-5	2-10
NET YARDS PASSING	321	131
Times thrown - yards lost attempting to pass	1-13	1-3
Gross yards passing	334	134
PASS ATTEMPTS-COMPLETIONS-HAD INTERCEPTED	39-27-0	39-19-0
Avg gain per pass play (inc.# thrown passing)	8.0	3.3
KICKOFFS Number-In End Zone-Touchbacks	5-5-4	2-2-0
PUNTS Number and Average	5-38.0	7-43.4
Had Blocked	0	0
FGs - PATs Had Blocked	0-0	0-0
Net Punting Average	38.0	38.4
TOTAL RETURN YARDAGE (Not Including Kickoffs)	35	0
No. and Yards Punt Returns	4-35	2-0
No. and Yards Kickoff Returns	2-45	1-18
No. and Yards Interception Returns	0-0	0-0
PENALTIES Number and Yards	15-110	7-28
FUMBLES Number and Lost	1-1	1-1
TOUCHDOWNS	3	1
Rushing	0	0
Passing	3	1
EXTRA POINTS Made-Attempts	3-3	1-1
Kicking Made-Attempts	3-3	1-1
FIELD GOALS Made-Attempts	1-1	0-1
RED ZONE EFFICIENCY	2-3-67%	1-1-100%
GOAL TO GO EFFICIENCY	2-3-67%	1-1-100%
SAFETIES	0	0
FINAL SCORE	24	7
TIME OF POSSESSION	35:26	24:34

Seattle Seahawks vs New York Giants
10/22/2017 at MetLife Stadium

Ball Possession And Drive Chart

Seattle Seahawks

#	Time Recd	Time Lost	Time Poss	How Ball Obtained	Drive Began	# Play	Yds Gain	Yds Pen	Net Yds	1st Down	Last Scrm	How Given Up
1	15:00	12:03	2:57	Kickoff	SEA 19	6	22	-5	17	2	SEA 36	Punt
2	8:39	14:56	8:43	Punt	SEA 10	16	85	4	89	7	* NYG 1	Downs
3	12:44	12:33	0:11	Punt	SEA 41	1	5	0	5	0	SEA 41	Fumble
4	11:51	5:01	6:50	Kickoff	SEA 18	11	56	-23	33	3	NYG 49	Punt
5	2:39	0:42	1:57	Punt	SEA 30	8	54	-5	49	3	NYG 21	Field Goal
6	11:34	9:44	1:50	Punt	50	3	7	0	7	0	NYG 43	Punt
7	8:47	7:30	1:17	Punt	SEA 41	4	74	-15	59	3	* NYG 22	Touchdown
8	5:28	3:52	1:36	Punt	SEA 21	4	16	0	16	1	SEA 37	Punt
9	14:18	11:02	3:16	Missed FG	SEA 37	5	19	0	19	1	NYG 44	Punt
10	9:49	9:34	0:15	Fumble	NYG 38	1	38	0	38	1	NYG 38	Touchdown
11	8:10	2:14	5:56	Punt	50	12	50	0	50	5	* NYG 1	Touchdown
12	0:38	0:00	0:38	Downs	SEA 26	1	-1	0	-1	0	SEA 26	End of Game

(405) Average SEA 34

New York Giants

#	Time Recd	Time Lost	Time Poss	How Ball Obtained	Drive Began	# Play	Yds Gain	Yds Pen	Net Yds	1st Down	Last Scrm	How Given Up
1	12:03	8:39	3:24	Punt	NYG 17	8	9	20	29	2	NYG 46	Punt
2	14:56	12:44	2:12	Downs	NYG 1	3	9	-4	5	0	NYG 6	Punt
3	12:33	11:51	0:42	Fumble	SEA 17	2	17	0	17	2	* SEA 5	Touchdown
4	5:01	2:39	2:22	Punt	NYG 14	3	9	0	9	0	NYG 23	Punt
5	0:42	0:00	0:42	Kickoff	NYG 25	2	-2	-5	-7	0	NYG 20	End of Half
6	15:00	11:34	3:26	Kickoff	NYG 25	6	9	0	9	1	NYG 34	Punt
7	9:44	8:47	0:57	Punt	NYG 11	3	5	0	5	0	NYG 16	Punt
8	7:30	5:28	2:02	Kickoff	NYG 25	5	13	5	18	1	NYG 43	Punt
9	3:52	14:18	4:34	Punt	NYG 14	10	57	0	57	3	SEA 29	Missed FG
10	11:02	9:49	1:13	Punt	NYG 17	3	21	0	21	1	NYG 41	Fumble
11	9:34	8:10	1:24	Kickoff	NYG 17	3	3	0	3	0	NYG 20	Punt
12	2:14	0:38	1:36	Kickoff	NYG 25	10	27	22	49	4	SEA 26	Downs

(274) Average NYG 23

* inside opponent's 20

Time of Possession by Quarter

	1st	2nd	3rd	4th	OT	Total
Visitor Seattle Seahawks	11:36	9:02	4:43	10:05		35:26
Home New York Giants	3:24	5:58	10:17	4:55		24:34

Kickoff Drive No.-Start Average

Seahawks: 2 - SEA 18

Giants: 5 - NYG 23

Seattle Seahawks vs New York Giants
10/22/2017 at MetLife Stadium

Final Defensive Statistics

Seattle Seahawks	Regular Defensive Plays											Special Teams					Misc			
	TKL	AST	COMB	SK	/ YDS	TFL	Q	IN	PD	FF	FR	TKL	AST	FF	FR	BL	TKL	AST	FF	FR
K.Wright	6	5	11	0	0	0	0	0	0	0	0	0	0	0	0	0	0	0	0	0
B.Wagner	6	2	8	0	0	1	1	0	1	0	0	0	0	0	0	0	0	0	0	0
J.Reed	7	0	7	1	3	2	1	0	0	1	0	0	0	0	0	0	0	0	0	0
K.Chancellor	3	3	6	0	0	0	0	0	0	0	0	0	0	0	0	0	0	0	0	0
J.Coleman	4	0	4	0	0	0	0	0	1	0	0	1	0	0	0	0	0	0	0	0
S.Griffin	3	0	3	0	0	0	0	0	3	0	0	0	0	0	0	0	0	0	0	0
B.McDougald	3	0	3	0	0	0	0	0	0	0	0	0	0	0	0	0	0	0	0	0
R.Sherman	2	1	3	0	0	0	0	0	1	0	0	0	0	0	0	0	0	0	0	0
S.Richardson	1	1	2	0	0	0	0	0	0	0	0	0	0	0	0	0	0	0	0	0
E.Thomas	0	2	2	0	0	0	0	0	0	0	0	0	0	0	0	0	0	0	0	0
B.Jackson	1	0	1	0	0	0	0	0	0	0	0	0	0	0	0	0	0	0	0	0
F.Clark	0	1	1	0	0	0	2	0	0	0	1	0	0	0	0	0	0	0	0	0
M.Bennett	0	0	0	0	0	0	2	0	0	0	0	0	0	0	0	0	0	0	0	0
N.Jones	0	0	0	0	0	0	0	0	1	0	0	0	0	0	0	0	0	0	0	0
N.Thorpe	0	0	0	0	0	0	0	0	0	0	0	1	0	0	0	0	0	0	0	0
T.Garvin	0	0	0	0	0	0	0	0	0	0	0	1	0	0	0	0	0	0	0	0
D.Baldwin	0	0	0	0	0	0	0	0	0	0	0	0	0	0	0	0	1	0	0	0
Total	36	15	51	1	3	3	6	0	7	1	1	3	0	0	0	0	1	0	0	0

TKL = Tackle AST = Assist COMB = Combined QH=QB Hit IN = Interception PD = Pass Defense FF = Forced Fumble FR = Fumble Recovery

New York Giants	Regular Defensive Plays											Special Teams					Misc			
	TKL	AST	COMB	SK	/ YDS	TFL	QH	IN	PD	FF	FR	TKL	AST	FF	FR	BL	TKL	AST	FF	FR
K.Robinson	6	3	9	0	0	0	0	0	0	0	0	0	0	0	0	0	0	0	0	0
D.Harrison	6	1	7	0	0	1	0	0	0	0	0	0	0	0	0	0	0	0	0	0
E.Apple	5	1	6	0	0	0	0	0	2	0	0	0	0	0	0	0	0	0	0	0
D.Kennard	4	1	5	0	0	1	1	0	0	0	0	0	0	0	0	0	0	0	0	0
L.Collins	4	1	5	0	0	0	0	0	0	0	1	0	0	0	0	0	0	0	0	0
C.Grant	3	2	5	0	0	0	0	0	0	0	0	1	0	0	0	0	0	0	0	0
R.Cockrell	3	2	5	0	0	0	0	0	0	0	0	0	0	0	0	0	0	0	0	0
J.Jenkins	3	2	5	0	0	0	0	0	0	0	0	0	0	0	0	0	0	0	0	0
J.Pierre-Paul	3	1	4	0	0	0	1	0	0	0	0	0	0	0	0	0	0	0	0	0
B.Goodson	3	1	4	0	0	0	0	0	0	0	0	0	0	0	0	0	0	0	0	0
D.Thompson	3	0	3	0	0	0	1	0	0	0	0	0	0	0	0	0	0	0	0	0
D.Deayon	3	0	3	0	0	1	0	0	0	0	0	1	0	0	0	0	0	0	0	0
A.Moss	2	1	3	0	0	0	1	0	0	1	0	0	1	0	0	0	0	0	0	0
R.Thomas	1	2	3	0	0	0	0	0	0	0	0	0	0	0	0	0	0	0	0	0
J.Bromley	2	0	2	0	0	0	1	0	0	0	0	0	0	0	0	0	0	0	0	0
K.Wynn	0	2	2	0	0	0	0	0	0	0	0	0	1	0	0	0	0	0	0	0
N.Berhe	1	0	1	1	13	1	2	0	0	0	0	0	0	0	0	0	0	0	0	0
D.Tomlinson	1	0	1	0	0	0	0	0	0	0	0	0	0	0	0	0	0	0	0	0
D.Rodgers-Cromartie	1	0	1	0	0	1	0	0	0	0	0	0	0	0	0	0	0	0	0	0
A.Adams	0	0	0	0	0	0	0	0	0	0	0	2	0	0	0	0	0	0	0	0
W.Gallman	0	0	0	0	0	0	0	0	0	0	0	1	0	0	0	0	0	0	0	0
R.Ellison	0	0	0	0	0	0	0	0	0	0	0	1	0	0	0	0	0	0	0	0
Z.DeOssie	0	0	0	0	0	0	0	0	0	0	0	0	2	0	0	0	0	0	0	0
J.Jerry	0	0	0	0	0	0	0	0	0	0	0	0	0	0	0	0	1	0	0	0
Total	54	20	74	1	13	5	7	0	2	1	1	6	4	0	0	0	1	0	0	0

First Quarter

10/22/2017

Play By Play

NYG wins the coin toss and elects to defer. SEA elects to Receive, and NYG elects to defend the south goal.

A.Rosas kicks 69 yards from NYG 35 to SEA -4. T.Lockett to SEA 19 for 23 yards (D.Deayon, K.Wynn).

Seattle Seahawks at 15:00, (1st play from scrimmage 14:55)

1-10-SEA 19	(14:55) (Shotgun) T.Rawls left guard to SEA 26 for 7 yards (J.Pierre-Paul).	
2-3-SEA 26	(14:28) R.Wilson pass short left to E.Lacy pushed ob at SEA 35 for 9 yards (K.Robinson).	P1
<u>1-10-SEA 35</u>	(13:55) (Shotgun) R.Wilson pass short middle to T.Lockett to SEA 49 for 14 yards (R.Cockrell).	P2
<u>1-10-SEA 49</u>	(13:29) (No Huddle, Shotgun) E.Lacy up the middle to NYG 46 for 5 yards (K.Robinson).	
2-5-NYG 46	(12:57) (No Huddle) PENALTY on SEA-G.Ifedi, False Start, 5 yards, enforced at NYG 46 - No Play.	
2-10-SEA 49	(12:39) (Shotgun) R.Wilson pass incomplete deep right to D.Baldwin [D.Thompson].	
3-10-SEA 49	(12:30) (Shotgun) R.Wilson sacked at SEA 36 for -13 yards (N.Berhe).	
	Penalty on SEA-J.Britt, Offensive Holding, declined.	
4-23-SEA 36	(12:11) J.Ryan punts 47 yards to NYG 17, Center-T.Ott. E.Eagan to NYG 17 for no gain (J.Coleman).	

New York Giants at 12:03

1-10-NYG 17	(12:03) O.Darkwa up the middle to NYG 21 for 4 yards (B.Wagner).	
2-6-NYG 21	(11:26) (No Huddle, Shotgun) E.Manning pass incomplete deep right to E.Engram [M.Bennett].	
3-6-NYG 21	(11:18) (No Huddle, Shotgun) E.Manning pass short right to E.Engram to NYG 24 for 3 yards (B.McDougald).	
4-3-NYG 24	(10:45) B.Wing punts 47 yards to SEA 29, Center-Z.DeOssie. T.Lockett to SEA 29 for no gain (R.Cockrell).	
	PENALTY on SEA-T.McEvoy, Running Into the Kicker, 5 yards, enforced at NYG 24 - No Play.	X1
<u>1-10-NYG 29</u>	(10:33) O.Darkwa left guard to NYG 31 for 2 yards (J.Reed, S.Richardson).	
2-8-NYG 31	(9:53) O.Darkwa right guard to NYG 34 for 3 yards (K.Wright).	
	PENALTY on SEA-K.Wright, Face Mask (15 Yards), 15 yards, enforced at NYG 34.	X2
<u>1-10-NYG 49</u>	(9:31) (Shotgun) E.Manning pass incomplete short right to E.Engram [F.Clark].	
2-10-NYG 49	(9:24) (Shotgun) E.Manning pass short middle to S.Vereen to NYG 46 for -3 yards (J.Reed).	
3-13-NYG 46	(8:56) (No Huddle, Shotgun) E.Manning pass incomplete deep right to T.King (R.Sherman).	
4-13-NYG 46	(8:47) B.Wing punts 44 yards to SEA 10, Center-Z.DeOssie, fair catch by T.Lockett.	

Seattle Seahawks at 8:39

1-10-SEA 10	(8:39) E.Lacy right tackle to SEA 13 for 3 yards (J.Bromley, K.Robinson).	
2-7-SEA 13	(8:07) E.Lacy right end to SEA 15 for 2 yards (D.Harrison, B.Goodson).	
3-5-SEA 15	(7:21) (Shotgun) R.Wilson pass short middle to D.Baldwin to SEA 26 for 11 yards (B.Goodson).	P3
<u>1-10-SEA 26</u>	(6:49) E.Lacy right guard to SEA 38 for 12 yards (D.Kennard, L.Collins).	R4
<u>1-10-SEA 38</u>	(6:13) R.Wilson pass deep left to D.Baldwin pushed ob at NYG 30 for 32 yards (J.Jenkins) [J.Bromley].	P5
<u>1-10-NYG 30</u>	(5:50) (Shotgun) E.Lacy right tackle to NYG 28 for 2 yards (D.Harrison, K.Wynn).	
2-8-NYG 28	(5:15) R.Wilson pass short left to A.Darboh ran ob at NYG 15 for 13 yards. SEA-J.Britt was injured during the play.	P6
<u>1-10-NYG 15</u>	(4:44) T.Lockett right end pushed ob at NYG 11 for 4 yards (E.Apple).	
2-6-NYG 11	(4:18) T.Lockett left end to NYG 5 for 6 yards (D.Thompson). R.Wilson lateral to #16 T.Lockett.	R7
<u>1-5-NYG 5</u>	(3:51) PENALTY on SEA-T.Rawls, False Start, 5 yards, enforced at NYG 5 - No Play.	
1-10-NYG 10	(3:26) (Shotgun) R.Wilson pass short right to T.Lockett to NYG 10 for no gain (L.Collins, R.Cockrell).	
2-10-NYG 10	(3:03) (Shotgun) R.Wilson pass incomplete short middle to J.Graham [K.Robinson].	
	PENALTY on NYG-K.Robinson, Roughing the Passer, 5 yards, enforced at NYG 10 - No Play.	X8
<u>1-5-NYG 5</u>	(2:59) (Shotgun) E.Lacy left guard to NYG 2 for 3 yards (D.Tomlinson, K.Robinson).	
2-2-NYG 2	(2:26) E.Lacy up the middle to NYG 5 for -3 yards (D.Harrison).	
	Timeout #1 by SEA at 01:34.	
3-5-NYG 5	(1:34) (Shotgun) R.Wilson pass incomplete short middle to P.Richardson.	
	PENALTY on NYG-B.Goodson, Defensive Pass Interference, 4 yards, enforced at NYG 5 - No Play.	X9
<u>1-1-NYG 1</u>	(1:30) R.Wilson pass short left to T.Madden to NYG 2 for -1 yards (D.Kennard).	
2-2-NYG 2	(:50) (Shotgun) R.Wilson pass incomplete short left to J.Graham. NYG-K.Wynn was injured during the play.	
3-2-NYG 2	(:44) (Shotgun) T.Rawls right guard to NYG 1 for 1 yard (A.Moss, D.Harrison).	

END OF QUARTER

	Score	Time Poss	First Downs				Efficiencies	
			R	P	X	T	3 Down	4 Down
Seattle Seahawks	0	11:36	2	5	2	9	1/3	0/0
New York Giants	0	3:24	0	0	2	2	0/2	0/0

Second Quarter

10/22/2017

Play By Play

Seattle Seahawks continued.

4-1-NYG 1 (15:00) (Shotgun) R.Wilson pass incomplete short right to J.Graham (E.Apple).

New York Giants at 14:56

1-10-NYG 1 (14:56) O.Darkwa up the middle to NYG 7 for 6 yards (K.Chancellor, E.Thomas).

2-4-NYG 7 (14:20) O.Darkwa left tackle to NYG 9 for 2 yards (J.Reed, K.Wright).

3-2-NYG 9 (13:36) O.Darkwa left tackle to NYG 10 for 1 yard (K.Chancellor, K.Wright). SEA-J.Reed was injured during the play.

4-1-NYG 10 (13:07) (Punt formation) PENALTY on NYG-N.Capi, False Start, 4 yards, enforced at NYG 10 - No Play.

4-5-NYG 6 (12:49) B.Wing punts 53 yards to SEA 41, Center-Z.DeOssie, downed by NYG-D.Deayon.

Seattle Seahawks at 12:44

1-10-SEA 41 (12:44) T.Rawls left end to SEA 46 for 5 yards (A.Moss, R.Thomas). FUMBLES (A.Moss), RECOVERED by NYG-L.Collins at SEA 49. L.Collins to SEA 17 for 32 yards (D.Baldwin).

New York Giants at 12:33

1-10-SEA 17 (12:33) (Shotgun) E.Manning pass short middle to R.Lewis to SEA 5 for 12 yards (S.Griffin). P3

1-5-SEA 5 (11:58) E.Manning pass short right to E.Engram for 5 yards, TOUCHDOWN. P4

A.Rosas extra point is GOOD, Center-Z.DeOssie, Holder-B.Wing.

SEA 0 NYG 7, 2 plays, 17 yards, 0:42 drive, 3:09 elapsed

A.Rosas kicks 69 yards from NYG 35 to SEA -4. T.Lockett to SEA 18 for 22 yards (A.Adams, A.Moss).

Seattle Seahawks at 11:51

1-10-SEA 18 (11:51) (Shotgun) R.Wilson pass short left to D.Baldwin to SEA 15 for -3 yards (D.Rodgers-Cromartie).

2-13-SEA 15 (11:10) (Shotgun) R.Wilson scrambles right end pushed ob at SEA 23 for 8 yards (E.Apple).

PENALTY on SEA-G.Ifedi, Offensive Holding, 7 yards, enforced at SEA 15 - No Play.

2-20-SEA 8 (10:45) (Shotgun) R.Wilson pass deep right to A.Darboh to SEA 24 for 16 yards (E.Apple).

3-4-SEA 24 (9:56) (Shotgun) R.Wilson pass short middle to D.Baldwin to SEA 29 for 5 yards (D.Deayon, K.Robinson). P10

1-10-SEA 29 (9:19) R.Wilson scrambles up the middle to SEA 36 for 7 yards (B.Goodson).

2-3-SEA 36 (8:40) (Shotgun) R.Wilson pass short left to T.Rawls to NYG 48 for 16 yards (D.Thompson). P11

1-10-NYG 48 (7:51) R.Wilson pass incomplete deep left to J.Graham [A.Moss].

2-10-NYG 48 (7:41) (Shotgun) J.McKissic up the middle to NYG 46 for 2 yards (R.Thomas).

3-8-NYG 46 (7:00) (Shotgun) R.Wilson pass short right to D.Baldwin to NYG 35 for 11 yards (D.Deayon). P12

1-10-NYG 35 (6:24) PENALTY on SEA-G.Ifedi, False Start, 5 yards, enforced at NYG 35 - No Play.

1-15-NYG 40 (6:03) R.Wilson pass incomplete short left [D.Kennard].

PENALTY on SEA-R.Wilson, Intentional Grounding, 11 yards, enforced at NYG 40.

2-26-SEA 49 (5:54) (Shotgun) T.Rawls up the middle to NYG 49 for 2 yards (J.Bromley, A.Moss).

3-24-NYG 49 (5:16) (Shotgun) R.Wilson pass incomplete short right to T.Rawls.

4-24-NYG 49 (5:09) J.Ryan punts 35 yards to NYG 14, Center-T.Ott, out of bounds.

New York Giants at 5:01

1-10-NYG 14 (5:01) W.Gallman right guard to NYG 17 for 3 yards (R.Sherman, B.Wagner).

2-7-NYG 17 (4:20) (Shotgun) S.Vereen right guard to NYG 23 for 6 yards (K.Wright).

3-1-NYG 23 (3:40) W.Gallman right guard to NYG 23 for no gain (K.Wright, K.Chancellor).

4-1-NYG 23 (2:56) B.Wing punts 53 yards to SEA 24, Center-Z.DeOssie. T.Lockett to SEA 30 for 6 yards (C.Grant, Z.DeOssie).

Seattle Seahawks at 2:39

1-10-SEA 30 (2:39) E.Lacy right end to SEA 33 for 3 yards (K.Robinson, D.Kennard).

2-7-SEA 33 (2:03) E.Lacy left end to SEA 36 for 3 yards (L.Collins, J.Pierre-Paul).

Two-Minute Warning

3-4-SEA 36 (1:58) (Shotgun) R.Wilson pass short middle to T.Lockett to SEA 47 for 11 yards (J.Jenkins) [N.Berhe]. P13

1-10-SEA 47 (1:29) (Shotgun) R.Wilson pass deep middle to J.Graham to NYG 32 for 21 yards (B.Goodson). NYG-B.Goodson was injured during the play. P14

Timeout #1 by NYG at 01:18.

1-10-NYG 32 (1:18) (Shotgun) R.Wilson pass incomplete deep right to T.Lockett (E.Apple). SEA-T.Lockett was injured during the play.

PENALTY on NYG-E.Apple, Defensive Holding, 5 yards, enforced at NYG 32 - No Play. X15

Timeout #2 by SEA at 01:11.

1-10-NYG 27 (1:11) (Shotgun) R.Wilson pass incomplete deep left to D.Baldwin (E.Apple).

2-10-NYG 27 (1:04) (Shotgun) R.Wilson pass incomplete deep middle to T.Lockett.

Seattle Seahawks vs New York Giants at MetLife Stadium

- 3-10-NYG 27 (1:00) (Shotgun) R.Wilson pass deep middle to T.Lockett for 27 yards, TOUCHDOWN NULLIFIED by Penalty [D.Kennard].
PENALTY on SEA-T.Lockett, Offensive Pass Interference, 10 yards, enforced at NYG 27 - No Play.
Timeout #2 by NYG at 00:53.
- 3-20-NYG 37 (:53) (Shotgun) R.Wilson pass short left to J.McKissic pushed ob at NYG 21 for 16 yards (J.Jenkins).
- 4-4-NYG 21 (:46) **B.Walsh 39 yard field goal is GOOD, Center-T.Ott, Holder-J.Ryan.**

SEA 3 NYG 7, 8 plays, 49 yards, 1 penalty, 1:57 drive, 14:18 elapsed

B.Walsh kicks 65 yards from SEA 35 to end zone, Touchback.

New York Giants at 0:42

- 1-10-NYG 25 (:42) (Shotgun) E.Manning pass incomplete short middle to S.Vereen.
- 2-10-NYG 25 (:38) (Shotgun) *PENALTY on NYG-D.Fluker, False Start, 5 yards, enforced at NYG 25 - No Play.*
- 2-15-NYG 20 (:38) (Shotgun) S.Vereen left guard to NYG 18 for -2 yards (J.Reed).

END OF QUARTER

		Time	First Downs				Efficiencies	
	Score	Poss	R	P	X	T	3 Down	4 Down
Seattle Seahawks	3	9:02	0	5	1	6	3/5	0/1
New York Giants	7	5:58	0	2	0	2	0/2	0/0

Third Quarter

10/22/2017

Play By Play

NYG elects to Receive, and SEA elects to defend the North goal.

B.Walsh kicks 65 yards from SEA 35 to end zone, Touchback.

New York Giants at 15:00

- 1-10-NYG 25 (15:00) (Shotgun) E.Manning pass incomplete deep right to E.Engram.
- 2-10-NYG 25 (14:52) (Shotgun) E.Manning pass short left to O.Darkwa to NYG 30 for 5 yards (K.Wright).
- 3-5-NYG 30 (14:09) (Shotgun) E.Manning pass short middle to E.Engram to NYG 37 for 7 yards (K.Wright). P5
- 1-10-NYG 37 (13:36) T.King right end to NYG 29 for -8 yards (B.Wagner). End around.
- 2-18-NYG 29 (12:55) (Shotgun) E.Manning pass short left to T.King to NYG 30 for 1 yard (J.Coleman).
- 3-17-NYG 30 (12:13) (Shotgun) E.Manning pass short left to S.Vereen to NYG 34 for 4 yards (S.Griffin).
- 4-13-NYG 34 (11:43) B.Wing punts 16 yards to 50, Center-Z.DeOssie, downed by NYG-Z.DeOssie. Ball deflected by 58-D.J.Alexander.

Seattle Seahawks at 11:34

- 1-10-50 (11:34) E.Lacy right end to 50 for no gain (D.Harrison, C.Grant).
- 2-10-50 (11:01) (Shotgun) R.Wilson pass short left to D.Baldwin to NYG 47 for 3 yards (R.Cockrell, J.Jenkins).
- 3-7-NYG 47 (10:19) (Shotgun) R.Wilson pass short left to T.Lockett pushed ob at NYG 43 for 4 yards (D.Kennard, J.Jenkins) [J.Pierre-Paul].
- 4-3-NYG 43 (9:53) J.Ryan punts 32 yards to NYG 11, Center-T.Ott, fair catch by E.Eagan.

New York Giants at 9:44

- 1-10-NYG 11 (9:44) (Shotgun) O.Darkwa left guard to NYG 16 for 5 yards (B.Jackson, K.Wright).
- 2-5-NYG 16 (9:13) E.Manning pass incomplete short right.
- 3-5-NYG 16 (9:03) (Shotgun) E.Manning pass incomplete short middle to T.Rudolph (J.Coleman).
- 4-5-NYG 16 (9:00) B.Wing punts 52 yards to SEA 32, Center-Z.DeOssie. T.Lockett pushed ob at SEA 41 for 9 yards (A.Adams).

Seattle Seahawks at 8:47

- 1-10-SEA 41 (8:47) (Shotgun) R.Wilson pass short middle to J.Graham pushed ob at NYG 30 for 29 yards (D.Thompson). P16
- 1-10-NYG 30 (8:23) R.Wilson pass deep middle to P.Richardson to NYG 7 for 23 yards (K.Robinson). P17
- 1-7-NYG 7 (7:45) R.Wilson pass incomplete short right.
- PENALTY on SEA-M.Glowinski, Unnecessary Roughness, 15 yards, enforced at NYG 7.*
- 2-22-NYG 22 **(7:36) (Shotgun) R.Wilson pass deep middle to D.Baldwin for 22 yards, TOUCHDOWN.** P18
- B.Walsh extra point is GOOD, Center-T.Ott, Holder-J.Ryan.

SEA 10 NYG 7, 4 plays, 59 yards, 1:17 drive, 7:30 elapsed
--

B.Walsh kicks 65 yards from SEA 35 to end zone, Touchback.

New York Giants at 7:30

- 1-10-NYG 25 (7:30) E.Manning pass incomplete deep left to E.Engram.
- PENALTY on NYG-E.Engram, Illegal Touch Pass, 0 yards, enforced at NYG 25.*
- 2-10-NYG 25 (6:57) O.Darkwa up the middle to NYG 32 for 7 yards (S.Richardson, E.Thomas).
- PENALTY on SEA-S.Richardson, Defensive Holding, 5 yards, enforced at NYG 32.* X6
- 1-10-NYG 37 (6:37) E.Manning pass incomplete deep right to T.King.
- 2-10-NYG 37 (6:27) (Shotgun) E.Manning pass short middle to O.Darkwa to NYG 43 for 6 yards (B.Wagner).
- 3-4-NYG 43 (5:45) (Shotgun) E.Manning pass incomplete short right to E.Engram [B.Wagner].
- 4-4-NYG 43 (5:39) B.Wing punts 42 yards to SEA 15, Center-Z.DeOssie. T.Lockett to SEA 21 for 6 yards (W.Gallman).

Seattle Seahawks at 5:28

- 1-10-SEA 21 (5:28) R.Wilson pass short right to N.Vannett pushed ob at SEA 33 for 12 yards (C.Grant). P19
- 1-10-SEA 33 (5:00) E.Lacy right guard to SEA 37 for 4 yards (E.Apple, C.Grant).
- 2-6-SEA 37 (4:22) R.Wilson pass incomplete deep middle to D.Baldwin.
- 3-6-SEA 37 (4:10) (Shotgun) R.Wilson pass incomplete short left to T.Lockett.
- 4-6-SEA 37 (4:04) J.Ryan punts 49 yards to NYG 14, Center-T.Ott. E.Eagan to NYG 14 for no gain (N.Thorpe).

New York Giants at 3:52

- 1-10-NYG 14 (3:52) W.Gallman right guard to NYG 16 for 2 yards (J.Reed, F.Clark).
- 2-8-NYG 16 (3:20) E.Manning pass incomplete short left to R.Lewis.
- 3-8-NYG 16 (3:15) (Shotgun) E.Manning pass short right to T.Rudolph to NYG 31 for 15 yards (J.Coleman). P7
- 1-10-NYG 31 (2:35) W.Gallman left guard to NYG 32 for 1 yard (S.Griffin, K.Chancellor).
- 2-9-NYG 32 (1:54) E.Manning pass short middle to E.Engram ran ob at SEA 43 for 25 yards (R.Sherman). P8

Seattle Seahawks vs New York Giants at MetLife Stadium

1-10-SEA 43 (1:24) W.Gallman right end pushed ob at SEA 34 for 9 yards (J.Reed).

PENALTY on SEA-F.Clark, Illegal Use of Hands, 5 yards, enforced at SEA 34.

X9

1-10-SEA 29 (1:00) (Shotgun) E.Manning pass incomplete short left to R.Lewis.

2-10-SEA 29 (:55) (Shotgun) E.Manning pass short right to W.Gallman to SEA 25 for 4 yards (K.Wright, R.Sherman).

3-6-SEA 25 (:09) (Shotgun) *PENALTY on NYG-B.Hart, False Start, 5 yards, enforced at SEA 25 - No Play.*

END OF QUARTER

	Score	Time Poss	First Downs				Efficiencies	
			R	P	X	T	3 Down	4 Down
Seattle Seahawks	10	4:43	0	4	0	4	0/2	0/0
New York Giants	7	10:17	0	3	2	5	2/5	0/0

Fourth Quarter

10/22/2017

Play By Play

New York Giants continued.

- 3-11-SEA 30 (15:00) (Shotgun) E.Manning pass short left to E.Engram pushed ob at SEA 29 for 1 yard (B.McDougald).
 4-10-SEA 29 (14:23) A.Rosas 47 yard field goal is No Good, Wide Right, Center-Z.DeOssie, Holder-B.Wing.

Seattle Seahawks at 14:18

- 1-10-SEA 37 (14:18) T.Rawls left end to SEA 46 for 9 yards (K.Robinson).
 2-1-SEA 46 (13:47) T.Rawls right tackle to SEA 48 for 2 yards (L.Collins, R.Thomas). R20
1-10-SEA 48 (13:10) T.Lockett right end to NYG 47 for 5 yards (L.Collins). End around.
 2-5-NYG 47 (12:29) (Shotgun) J.McKissic left tackle to NYG 49 for -2 yards (D.Deayon, K.Wynn).
 3-7-NYG 49 (11:43) (Shotgun) R.Wilson pass short right to D.Baldwin to NYG 44 for 5 yards (E.Apple).
 4-2-NYG 44 (11:11) J.Ryan punts 27 yards to NYG 17, Center-T.Ott, fair catch by E.Eagan.

New York Giants at 11:02

- 1-10-NYG 17 (11:02) E.Manning pass short middle to E.Engram pushed ob at NYG 36 for 19 yards (B.McDougald, K.Chancellor). P10
1-10-NYG 36 (10:39) O.Darkwa up the middle to NYG 41 for 5 yards (K.Chancellor, K.Wright).
 2-5-NYG 41 (9:57) E.Manning sacked at NYG 35 for -6 yards (J.Reed). FUMBLES (J.Reed) [J.Reed], RECOVERED by SEA-F.Clark at NYG 38. F.Clark to NYG 38 for no gain (J.Jerry). Officially, a sack for -3 yards.

Seattle Seahawks at 9:49

- 1-10-NYG 38 (9:49) **R.Wilson pass deep left to P.Richardson for 38 yards, TOUCHDOWN. Toss to 21-J.D.McKissic who throws back to R.Wilson. The Replay Official reviewed the pass completion ruling, and the play was Upheld. The ruling on the field stands.** P21
 B.Walsh extra point is GOOD, Center-T.Ott, Holder-J.Ryan.

SEA 17 NYG 7, 1 plays, 38 yards, 0:15 drive, 5:26 elapsed

B.Walsh kicks 66 yards from SEA 35 to NYG -1. S.Vereen to NYG 17 for 18 yards (T.Garvin).

New York Giants at 9:34, (1st play from scrimmage 9:29)

- 1-10-NYG 17 (9:29) E.Manning pass incomplete short right to R.Ellison.
 2-10-NYG 17 (9:24) (Shotgun) E.Manning pass short left to O.Darkwa to NYG 19 for 2 yards (B.Wagner).
 3-8-NYG 19 (8:58) (No Huddle, Shotgun) E.Manning pass short left to S.Vereen to NYG 20 for 1 yard (B.Wagner) [F.Clark].
 4-7-NYG 20 (8:23) B.Wing punts 44 yards to SEA 36, Center-Z.DeOssie. T.Lockett to 50 for 14 yards (R.Ellison, Z.DeOssie).

Seattle Seahawks at 8:10

- 1-10-50 (8:10) T.Rawls up the middle to NYG 45 for 5 yards (D.Harrison).
 2-5-NYG 45 (7:31) T.Rawls left end to NYG 44 for 1 yard (C.Grant).
 3-4-NYG 44 (6:50) (Shotgun) R.Wilson pass short left to D.Baldwin to NYG 38 for 6 yards (C.Grant). P22
1-10-NYG 38 (6:10) R.Wilson pass incomplete deep middle to T.Lockett.
 2-10-NYG 38 (6:01) R.Wilson pass short right to L.Willson pushed ob at NYG 25 for 13 yards (E.Apple). P23
1-10-NYG 25 (5:27) T.Rawls left end to NYG 23 for 2 yards (D.Kennard, E.Apple).
 2-8-NYG 23 (4:45) J.McKissic right end pushed ob at NYG 13 for 10 yards (K.Robinson). R24
1-10-NYG 13 (4:37) R.Wilson right end to NYG 10 for 3 yards (J.Pierre-Paul).
 2-7-NYG 10 (3:56) (Shotgun) T.Rawls up the middle to NYG 9 for 1 yard (J.Pierre-Paul).
 3-6-NYG 9 (3:11) (Shotgun) R.Wilson pass short middle to J.McKissic to NYG 2 for 7 yards (R.Cockrell). P25
1-2-NYG 2 (2:28) (Shotgun) T.Rawls right tackle to NYG 1 for 1 yard (D.Harrison, R.Cockrell).
 Timeout #1 by NYG at 02:18.
 2-1-NYG 1 (2:18) (Shotgun) **R.Wilson pass short right to J.Graham for 1 yard, TOUCHDOWN.** P26
 B.Walsh extra point is GOOD, Center-T.Ott, Holder-J.Ryan.

SEA 24 NYG 7, 12 plays, 50 yards, 5:56 drive, 12:46 elapsed

B.Walsh kicks 65 yards from SEA 35 to end zone, Touchback.

New York Giants at 2:14

- 1-10-NYG 25 (2:14) (Shotgun) E.Manning pass incomplete short middle to W.Gallman (N.Jones).
 2-10-NYG 25 (2:10) (Shotgun) E.Manning pass incomplete short left to T.Rudolph.
 3-10-NYG 25 (2:08) (Shotgun) E.Manning pass short middle to E.Engram to NYG 30 for 5 yards (E.Thomas).
PENALTY on SEA-S.Griffin, Illegal Use of Hands, 5 yards, enforced at NYG 25 - No Play. X11

Two-Minute Warning

- 1-10-NYG 30 (2:00) (Shotgun) E.Manning pass incomplete short left to R.Lewis (S.Griffin).
 2-10-NYG 30 (1:55) (Shotgun) E.Manning pass short middle to T.Rudolph to NYG 35 for 5 yards (J.Coleman).
 3-5-NYG 35 (1:37) (No Huddle, Shotgun) E.Manning pass incomplete short left to R.Lewis (S.Griffin).

Seattle Seahawks vs New York Giants at MetLife Stadium

PENALTY on SEA-S.Griffin, Defensive Pass Interference, 7 yards, enforced at NYG 35 - No Play.

X12

1-10-NYG 42 (1:31) (Shotgun) *PENALTY on SEA-M.Bennett, Neutral Zone Infraction, 5 yards, enforced at NYG 42 - No Play.*

1-5-NYG 47 (1:31) (Shotgun) E.Manning pass short middle to W.Gallman to SEA 43 for 10 yards (J.Coleman, B.Wagner).
Timeout #2 by NYG at 01:23.

P13

1-10-SEA 43 (1:23) (Shotgun) E.Manning pass short middle to T.Rudolph to SEA 31 for 12 yards (B.Wagner, K.Wright).

P14

1-10-SEA 31 (:57) (No Huddle, Shotgun) E.Manning pass incomplete short middle to E.Engram (B.Wagner).

2-10-SEA 31 (:51) (Shotgun) E.Manning pass incomplete deep middle to T.Rudolph.

3-10-SEA 31 (:47) (Shotgun) E.Manning pass incomplete short left to R.Lewis (S.Griffin) [M.Bennett].

4-10-SEA 31 (:42) (Shotgun) *PENALTY on SEA-Q.Jefferson, Encroachment, 5 yards, enforced at SEA 31 - No Play.*

4-5-SEA 26 (:42) (Shotgun) E.Manning pass incomplete short middle to R.Lewis (S.Griffin).

Seattle Seahawks at 0:38

1-10-SEA 26 (:38) A.Davis kneels to SEA 25 for -1 yards.

END OF QUARTER

	Score	Time Poss	First Downs				Efficiencies	
			R	P	X	T	3 Down	4 Down
Seattle Seahawks	24	10:05	2	5	0	7	2/3	0/0
New York Giants	7	4:55	0	3	2	5	0/3	0/1

Miscellaneous Statistics Report

Seattle Seahawks vs New York Giants

10/22/2017 at MetLife Stadium

Ten Longest Plays for Seattle Seahawks

Yards	Qtr	Play Start	Play Description
38	4	1-10-NYG 38	(9:49) R.Wilson pass deep left to P.Richardson for 38 yards, TOUCHDOWN. Toss to 21-J.D.McKissic who throws back to R.Wilson. The Replay Official reviewed the pass completion ruling, and the play was Upheld. The ruling on the field stands.
32	1	1-10-SEA 38	(6:13) R.Wilson pass deep left to D.Baldwin pushed ob at NYG 30 for 32 yards (J.Jenkins) [J.Bromley].
29	3	1-10-SEA 41	(8:47) (Shotgun) R.Wilson pass short middle to J.Graham pushed ob at NYG 30 for 29 yards (D.Thompson).
23	3	1-10-NYG 30	(8:23) R.Wilson pass deep middle to P.Richardson to NYG 7 for 23 yards (K.Robinson).
22	3	2-22-NYG 22	(7:36) (Shotgun) R.Wilson pass deep middle to D.Baldwin for 22 yards, TOUCHDOWN.
21	2	1-10-SEA 47	(1:29) (Shotgun) R.Wilson pass deep middle to J.Graham to NYG 32 for 21 yards (B.Goodson). NYG-B.Goodson was injured during the play.
16	2	2-20-SEA 8	(10:45) (Shotgun) R.Wilson pass deep right to A.Darboh to SEA 24 for 16 yards (E.Apple).
16	2	2-3-SEA 36	(8:40) (Shotgun) R.Wilson pass short left to T.Rawls to NYG 48 for 16 yards (D.Thompson).
16	2	3-20-NYG 37	(:53) (Shotgun) R.Wilson pass short left to J.McKissic pushed ob at NYG 21 for 16 yards (J.Jenkins).
14	1	1-10-SEA 35	(13:55) (Shotgun) R.Wilson pass short middle to T.Lockett to SEA 49 for 14 yards (R.Cockrell).

Ten Longest Plays for New York Giants

Yards	Qtr	Play Start	Play Description
25	3	2-9-NYG 32	(1:54) E.Manning pass short middle to E.Engram ran ob at SEA 43 for 25 yards (R.Sherman).
19	4	1-10-NYG 17	(11:02) E.Manning pass short middle to E.Engram pushed ob at NYG 36 for 19 yards (B.McDougald, K.Chancellor).
18	1	2-8-NYG 31	(9:53) O.Darkwa right guard to NYG 34 for 3 yards (K.Wright).
15	3	3-8-NYG 16	(3:15) (Shotgun) E.Manning pass short right to T.Rudolph to NYG 31 for 15 yards (J.Coleman).
14	3	1-10-SEA 43	(1:24) W.Gallman right end pushed ob at SEA 34 for 9 yards (J.Reed).
12	2	1-10-SEA 17	(12:33) (Shotgun) E.Manning pass short middle to R.Lewis to SEA 5 for 12 yards (S.Griffin).
12	3	2-10-NYG 25	(6:57) O.Darkwa up the middle to NYG 32 for 7 yards (S.Richardson, E.Thomas).
12	4	1-10-SEA 43	(1:23) (Shotgun) E.Manning pass short middle to T.Rudolph to SEA 31 for 12 yards (B.Wagner, K.Wright).
10	4	1-5-NYG 47	(1:31) (Shotgun) E.Manning pass short middle to W.Gallman to SEA 43 for 10 yards (J.Coleman, B.Wagner).
7	3	3-5-NYG 30	(14:09) (Shotgun) E.Manning pass short middle to E.Engram to NYG 37 for 7 yards (K.Wright).

Touchdown Scoring Information

		Offense	Defense	Special Teams
VISITOR	Seattle Seahawks	3	0	0
HOME	New York Giants	1	0	0

Player Scoring Information

Club	Player	TD	Rush TD	Rec TD	KO TD	Punt TD	Int TD	Fum TD	Misc TD	FG	XP	2Pt Rush	2Pt Rec	Sfty	Points
SEA	P.Richardson	0	0	1	0	0	0	0	0	0	0	0	0	0	6
SEA	J.Graham	0	0	1	0	0	0	0	0	0	0	0	0	0	6
SEA	D.Baldwin	0	0	1	0	0	0	0	0	0	0	0	0	0	6
SEA	B.Walsh	0	0	0	0	0	0	0	0	1	3	0	0	0	6
NYG	E.Engram	0	0	1	0	0	0	0	0	0	0	0	0	0	6
NYG	A.Rosas	0	0	0	0	0	0	0	0	0	1	0	0	0	1

Possession Detail

	First Half		Second Half		Game	
	Visitor	Home	Visitor	Home	Visitor	Home
Largest Lead	0	7	17	0	17	7
Drives Leading	0	2	5	2	5	4
Time of Possession Leading	0:00	3:04	11:41	4:23	11:41	7:27
Largest Deficit	-7	0	0	-17	-7	-17
Drives Trailing	2	0	2	5	4	5
Time of Possession Trailing	8:47	0:00	3:07	10:49	11:54	10:49
Times Score Tied Up		0		0		0
Lead Changes		1		1		2

Playtime Percentage

Percent of playtime per player on offense, defense and special teams

Seattle Seahawks

New York Giants

		Offense	Defense	Special Teams				Offense	Defense	Special Teams			
G Ifedi	T	76	100%	4	15%	E Flowers	T	59	100%	2	8%		
R Odhiambo	T	76	100%	4	15%	J Jerry	G	59	100%	2	8%		
O Aboushi	G	76	100%	4	15%	D Fluker	G	59	100%	2	8%		
R Wilson	QB	75	99%			T King	WR	59	100%	1	4%		
J Britt	C	70	92%	4	15%	B Jones	C	59	100%				
D Baldwin	WR	50	66%			E Manning	QB	59	100%				
P Richardson	WR	49	64%			R Lewis	WR	50	85%				
J Graham	TE	49	64%			E Engram	TE	47	80%	12	46%		
M Glowinski	G	48	63%	4	15%	B Hart	T	35	59%				
T Lockett	WR	40	53%	10	38%	T Rudolph	WR	33	56%				
E Pocic	C	34	45%	6	23%	R Ellison	TE	28	47%	15	58%		
N Vannett	TE	32	42%	11	42%	J Pugh	G	24	41%	1	4%		
L Willson	TE	30	39%	11	42%	W Gallman	RB	22	37%	9	35%		
T Rawls	RB	30	39%			O Darkwa	RB	21	36%	6	23%		
J McKissic	WR	23	30%	5	19%	M LaCosse	TE	17	29%				
A Darboh	WR	21	28%	8	31%	S Vereen	RB	16	27%	5	19%		
E Lacy	RB	21	28%			J Adams	TE	2	3%	18	69%		
T McEvoy	WR	17	22%	20	77%	D Thompson	FS		75	99%	7	27%	
T Madden	FB	8	11%	20	77%	L Collins	SS		75	99%	4	15%	
M Tobin	T	8	11%	2	8%	E Apple	CB		74	97%	8	31%	
C Proise	RB	2	3%			J Pierre-Paul	DE		73	96%	4	15%	
A Davis	QB	1	1%			J Jenkins	CB		67	88%	1	4%	
R Sherman	CB		59	100%	2	8%	K Robinson	LB		67	88%		
B Wagner	LB		59	100%	2	8%	D Kennard	LB		53	70%	9	35%
K Chancellor	SS		59	100%			K Wynn	DE		51	67%	10	38%
S Griffin	CB		59	100%			D Harrison	DT		45	59%	1	4%
E Thomas	FS		59	100%			B Goodson	LB		41	54%		
M Bennett	DE		52	88%			D Tomlinson	DT		35	46%	6	23%
K Wright	LB		50	85%	2	8%	J Bromley	DT		35	46%	3	12%
F Clark	DE		50	85%			C Grant	LB		34	45%	24	92%
S Richardson	DT		37	63%	2	8%	A Moss	DE		34	45%	2	8%
J Coleman	CB		35	59%	18	69%	D Deayon	CB		23	30%	7	27%
J Reed	DT		32	54%	1	4%	R Cockrell	CB		21	28%	15	58%
Q Jefferson	DT		20	34%			D Rodgers-Cromartie	CB		16	21%	6	23%
B McDougald	FS		17	29%	22	85%	R Thomas	DT		13	17%		
B Jackson	DE		17	29%	1	4%	N Berhe	SS	4	5%	14	54%	
M Wilhoite	LB		16	27%	13	50%	N Harris	LB			24	92%	
M Smith	DE		16	27%	2	8%	A Adams	FS			20	77%	
N Jones	DT		12	20%	2	8%	N Capi	DE			16	62%	
N Thorpe	CB				22	85%	B Wing	P			10	38%	
T Garvin	LB				20	77%	Z DeOssie	LS			10	38%	
D Alexander	LB				20	77%	E Eagan	WR			5	19%	
D Hill	SS				17	65%	A Rosas	K			4	15%	
J Ryan	P				9	35%	C Wheeler	T			2	8%	
T Ott	LS				9	35%							

B Walsh

K

9 35% J Halapio

G

1

4%