



MIAMI DOLPHINS WEEKLY RELEASE

WEEK 8

MIAMI DOLPHINS (4-2) AT BALTIMORE RAVENS (3-4)

THURSDAY, OCT. 26, 2017 | 8:25 PM ET | M&T BANK STADIUM | BALTIMORE, MD.





2017 MIAMI DOLPHINS SCHEDULE

PRESEASON

OCTOBER 31, 2017

Trade Deadline

DATE	OPPONENT	STADIUM	TIME/ RESULT	NETWORK	RADIO	PRESENTING SPONSOR	GIVEAWAY
Thurs., Aug. 10	Atlanta Falcons	Hard Rock Stadium	W, 23-20	WFOR CBS4	560 WQAM KISS 99.9		
Thurs., Aug. 17	Baltimore Ravens	Hard Rock Stadium	L, 7-31	WFOR CBS4	560 WQAM KISS 99.9		
Thurs., Aug. 24	at Philadelphia Eagles	Lincoln Financial Field	L, 31-38	WFOR CBS4	560 WQAM KISS 99.9		
Thurs., Aug. 31	at Minnesota Vikings	U.S. Bank Stadium	W, 30-9	WFOR CBS4	560 WQAM KISS 99.9		

JANUARY 15, 2018

Deadline for underclassmen to declare for the NFL draft

REGULAR SEASON

JANUARY 28, 2018

Pro Bowl
Orlando, Fla.

DATE	OPPONENT	STADIUM	TIME/ RESULT	NETWORK	RADIO	PRESENTING SPONSOR	GIVEAWAY
BYE WEEK							
Sun., Sept. 17	at Los Angeles Chargers	StubHub Center	W, 19-17	CBS	560 WQAM KISS 99.9		
Sun., Sept. 24	at New York Jets	MetLife Stadium	L, 6-20	CBS	560 WQAM KISS 99.9		
Sun., Oct. 1	New Orleans Saints	Wembley Stadium (London)	L, 0-20	FOX	560 WQAM KISS 99.9		
Sun., Oct. 8	Tennessee Titans	Hard Rock Stadium	W, 16-10	CBS	560 WQAM KISS 99.9		Co-Branded Cancer Awareness Wristbands
Sun., Oct. 15	at Atlanta Falcons	Mercedes-Benz Stadium	W, 20-17	CBS	560 WQAM KISS 99.9		
Sun., Oct. 22	New York Jets	Hard Rock Stadium	W, 31-28	FOX	560 WQAM KISS 99.9		
Thurs., Oct. 26	at Baltimore Ravens	M&T Bank Stadium	8:25 p.m.	CBS/NFLN/ Amazon	560 WQAM KISS 99.9		
Sun., Nov. 5	Oakland Raiders	Hard Rock Stadium	8:30 p.m.	NBC	560 WQAM KISS 99.9		
Mon., Nov. 13	at Carolina Panthers	Bank of America Stadium	8:30 p.m.	ESPN	560 WQAM KISS 99.9		
Sun., Nov. 19	Tampa Bay Buccaneers	Hard Rock Stadium	TBD	FOX	560 WQAM KISS 99.9		Co-Branded Sunglasses & Sunglass Pouch
Sun., Nov. 26	at New England Patriots	Gillette Stadium	1 p.m.*	CBS	560 WQAM KISS 99.9		
Sun., Dec. 3	Denver Broncos	Hard Rock Stadium	1 p.m.*	CBS	560 WQAM KISS 99.9		Co-Branded "Go Fins" Rollabanna
Mon., Dec. 11	New England Patriots	Hard Rock Stadium	8:30 p.m.	ESPN	560 WQAM KISS 99.9	Hard Rock Hotel	
Sun., Dec. 17	at Buffalo Bills	New Era Field	1 p.m.*	CBS	560 WQAM KISS 99.9		
Sun., Dec. 24	at Kansas City Chiefs	Arrowhead Stadium	1 p.m.*	CBS	560 WQAM KISS 99.9		
Sun., Dec. 31	Buffalo Bills	Hard Rock Stadium	1 p.m.	CBS	560 WQAM KISS 99.9		

MARCH 14, 2018

2018 League Year Begins

APRIL 26-28, 2018

2018 NFL Draft
Arlington, Texas

* Game subject to flex scheduling
All times EASTERN



All Dolphins games can be heard on 560 WQAM and Kiss 99.9, the flagship stations of the Miami Dolphins Radio Network, Dolphins.com and throughout South and Central Florida on stations that make up The Miami Dolphins Radio Network. In addition to the game broadcasts, the stations will feature expanded pre-, halftime and postgame shows. Dolphins fans who tune into Miami's Sportsradio 560 WQAM will have the opportunity to listen to live broadcasts of Head Coach Adam Gase's day-after game press conferences and "Dolphins Friday," a day of Dolphins' centric-content on the station featuring interviews with players, coaches, and team executives. Fans can also listen to the Dolphins in Spanish on Univision Deportes Radio WQBA 1140 AM.

2017 AFC EAST STANDINGS

TEAM	W	L	PCT	PF	PA
Patriots	5	2	.714	195	166
Dolphins	4	2	.667	92	112
Bills	4	2	.667	119	101
Jets	3	4	.429	137	161



WEEK 8: BALTIMORE RAVENS TABLE OF CONTENTS

MEDIA INFORMATION	2-3
DOLPHINS EN ESPAÑOL	4
TEAM NOTES	5
OFFENSE NOTES	6-7
DEFENSE NOTES	8-9
SPECIAL TEAMS NOTES	10
WHAT TO LOOK FOR IN 2017	11-12
THE DOLPHINS VS. THE RAVENS	13-15
THE LAST MEETING VS. THE RAVENS	16
FREE AGENCY TRACKER	17
2017 DRAFT CLASS	18
HARD ROCK STADIUM MODERNIZATION	19-22
MIAMI DOLPHINS IN THE COMMUNITY	23-26
DOLPHINS RADIO	27
HALL OF FAME DE/LB JASON TAYLOR	28
DEPTH CHART	29
PROJECTED CONTRIBUTORS	30-31
TRANSACTIONS	32-33
NUMERICAL ROSTER	34
ALPHABETICAL ROSTER	35
POSITIONAL ROSTER/PRONUNCIATIONS	36
HOW THEY WERE ACQUIRED	37
2017 GAME RECAPS	38-43
SUPPLEMENTAL STATISTICS	46-58
THE LAST TIME IT HAPPENED	59-64
LAST WEEK'S GAME BOOK	65-81
2017 NFL STANDINGS	82

MIAMI DOLPHINS MEDIA WEBSITE

media.miamidolphins.com

The Miami Dolphins media website features everything a media member needs to cover the team. Visitors can find transcripts, press releases, weekly releases, credentials, notes, gamebooks, flip cards an archive of old media guides and gamebooks and more by visiting media.miamidolphins.com.



WEEKLY MEDIA SCHEDULE: WEEK 8 AT BALTIMORE

23 MON	24 TUE	25 WED	26 THU	27 FRI	28 SAT	29 SUN
<p><u>Head Coach Adam Gase</u> 1 p.m. (media work room)</p> <p><u>Players (open locker room)</u> 2:10 - 2:55 p.m.</p> <p><u>Conference Calls</u> 6:20 p.m. - Ravens Head Coach John Harbaugh</p>	<p><u>Coordinators</u> 12:55 p.m. (media work room)</p> <p><u>Head Coach Adam Gase</u> 1:45 p.m. (media work room)</p> <p><u>Practice*</u> 2:15 p.m.</p> <p><u>Players (open locker room)</u> 3:40 p.m.</p>	No media availability	<p><u>Week 8</u> at Baltimore 8:25 p.m. TV - CBS/NFLN/Amazon</p>	<p><u>Head Coach Adam Gase</u> 3 p.m. (media work room)</p>	No media availability	No media availability

* Practice will be open to media for approximately 30 minutes

DOLPHINS ON THE AIR

Television:	WFOR-TV (CBS 4 - Miami-Ft. Lauderdale) WPEC-TV (West Palm Beach) WINK-TV (Ft. Myers)		
Broadcasters:	Jim Nantz - Play-By-Play Tony Romo - Color Analyst Tracy Wolfson - Sideline Jay Feely - Sideline		
Local Radio:	Dolphins Radio Network KISS 99.9-FM WQAM 560-AM		
Broadcasters:	Jimmy Cefalo - Play-By-Play Bob Griese - Color Analyst Joe Rose - Color Analyst Kim Bokamper - Sideline		
Spanish Radio:	Dolphins Spanish Radio WQBA-1140 AM		
Broadcasters:	Raul Striker Jr. - Play-By-Play Eduardo Martell - Color Analyst		
National Radio:	Westwood One		
Broadcasters:	Ian Eagle - Play-By-Play Tony Boselli - Color Analyst		

FREQUENT FLYERS

Miami's nine games played outside of Florida in 2017 will have the team travel a total of **27,520 miles (round trip)** away from home. **It is be the most miles traveled by the Dolphins in a single regular season in franchise history.** The 27,520 road-game miles is **the most of any NFL team located outside of the Pacific time zone** in 2017 and the fourth-most in the NFL, behind the Los Angeles Rams, Oakland Raiders and Arizona Cardinals.

MOST MILES (2017)

RNK	TEAM	MILES
1	Los Angeles Rams	32,600
2	Oakland Raiders	30,899
3	Arizona Cardinals	30,035
4	MIAMI DOLPHINS	27,520
5	Los Angeles Chargers	26,134
6	Jacksonville Jaguars	24,522
7	Seattle Seahawks	24,121
8	San Francisco 49ers	24,092

* Regular season games only

COMMUNICATIONS DEPARTMENT



JASON JENKINS

Sr. Vice President,
Communications &
Community Affairs

O: 954-452-7174
JJenkins@dolphins.com



MATT TAYLOR

Sr. Director of
Football
Communications

O: 954-452-7179
MattTaylor@dolphins.com



THERESA GARNER

Corporate
Communications
Manager

O: 305-943-1451
TGarnier@dolphins.com



BRETT BRECHEISEN

Football
Communications
Manager

O: 954-452-7190
BBrecheisen@dolphins.com



RENZO SHEPPARD

Football
Communications
Manager

O: 954-452-7144
RSheppard@dolphins.com



GAYLE BADEN

Communications
Coordinator

O: 954-452-7173
GBaden@dolphins.com



SYDNEY WADE

Communications
Coordinator

O: 954-452-7198
SWade@dolphins.com



RYAN MURPHY

Communications
Staff Assistant

O: 954-452-7114
RMurphy@dolphins.com



MIAMI DOLPHINS MEDIA WORKROOM ACCESS & PARKING INFORMATION FOR THE 2017 SEASON

As a reminder, the workroom for accredited media covering the Miami Dolphins is located behind the Dolphins Pro Shop at the Baptist Health Training Facility at Nova Southeastern University. Access to the media workroom is granted by the Communications Staff to members of the media upon their arrival at training camp.

Parking passes are distributed by the Communications Department. The passes **need to be clearly displayed** to gain entry into the media parking areas. Media parking is available at the Nova Southeastern University Medical School garage (HPD Garage), which is next to the Dolphins Pro Shop, and located near the intersection of University Drive and S.W. 30th Street, between Griffin Road and I-95. Access to this garage is off University Drive and S.W. 30th Street. In the event the HPD Garage is full, the overflow media parking will be in the AUX Parking Lot next to the NOVA Softball fields.

PLEASE NOTE – ALL MEDIA ARE ASKED TO PARK ON THE SECOND FLOOR OF THE HPD GARAGE. PARKING ON THE FIRST FLOOR IS RESERVED FOR NOVA PATIENTS ONLY. THE GARAGE WILL BE MONITORED BY NOVA AND THOSE WHO PARK ON THE FIRST FLOOR WILL BE TICKETED.

PLEASE PREARRANGE ALL LIVE TRUCK PARKING through the Miami Dolphins Communications Department.

DIRECTIONS TO PARKING GARAGE AT NOVA SOUTHEASTERN UNIVERSITY

FROM I-95 OR FLORIDA'S TURNPIKE

Exit at I-595; proceed west to University Drive exit
Turn left (south) onto University Drive
Proceed to S.W. 30th Street (Abe Fischler Blvd.) turn left (east)
Proceed past the Miami Dolphins facility to Ray Ferrero Jr. Blvd.
Turn right and parking garage will be on your right.

UNIVERSITY DRIVE

From north of I-595
Take University Drive south past I-595 to S.W. 30th Street (Abe Fischler Blvd.) turn left (east).
Proceed past the Miami Dolphins facility to Ray Ferrero Jr. Blvd.
Turn right and parking garage will be on your right.

FROM SOUTH OF GRIFFIN ROAD

Take University Drive north past Griffin Road to S.W. 30th Street (Abe Fischler Blvd.) turn right (east)
Proceed past the Miami Dolphins facility to Ray Ferrero Jr. Blvd.
Turn right and parking garage will be on your right.





DOLPHINS EN ESPAÑOL

MIAMI VIAJA A BALTIMORE PARA THURSDAY NIGHT FOOTBALL

Los Dolphins regresan a la carretera para Thursday Night Football, visitando a los Baltimore Ravens el jueves 26 de octubre a las 8:25 p.m. El partido será televisado en CBS, NFL Network y Amazon. En la historia del equipo, los Dolphins son 11-8 en partidos contestados el jueves y son 3-4 en juegos de Thursday Night Football, cual empezó en 2006 (no incluyendo juegos en la Día de Acción o juegos de NFL Kickoff). Miami es 6-6 contra los Ravens pero solo 1-5 en los pasados seis partidos. Los Dolphins son 0-3 en M&T Bank Stadium.

LOS DOLPHINS HAN GANADO 13 DE SUS ÚLTIMO 17

Miami ha ganado 13 de su último 17 juegos de temporada regular, remontándose a Semana 6 de la temporada de 2016.

- El equipo ha ganado durante ese lapso con tres quarterbacks titulares diferentes – Ryan Tannehill, Matt Moore y Jay Cutler.
- La última vez que Miami ganó 13 de 17 partidos de temporada regular fue durante 2001-02 cuando ganaron 13 de 17 juegos desde el 28 de octubre de 2001 hasta el 13 de octubre de 2002.
- Solo un equipo tiene una marca mejor que los Dolphins en los pasados 17 partidos. New England es 14-3. Kansas City también tiene un récord de 13-4 en los pasado 17.

GANADORES DE SEIS DE LOS ÚLTIMOS OCHO JUEGOS

Los Dolphins han ganado seis de sus últimos ocho partidos fuera de casa, empezando con el viaje extendido a California el año pasado para enfrentar a San Diego y los L.A. Rams.

- Es la mejor racha de ocho juegos en la carretera desde la que vino entre el 12 de septiembre y el 12 de diciembre de 2010.
- Solo tres equipos tienen mejores récords en sus últimos ocho juegos en la carretera: New England (8-0), Kansas City (7-1) y Pittsburgh (7-1).

LOS VENCEDORES DE DÉFICITS

Durante las pasadas dos semanas, los Dolphins enfrentaron déficits de 14 contra los Jets de Nueva York en la cuarta final y 17 en medio tiempo contra Atlanta. Sin embargo, los Dolphins ganaron ambos juegos, con dos quarterbacks diferentes.

- La última vez que los Dolphins vencieron dos déficits en seguida de 14 puntos o más en la segunda mitad fue una racha de tres juegos de 14-28 de septiembre de 1980.
- El déficit de 17 puntos en medio tiempo contra Atlanta que los Dolphins vencieron fue el regreso más grande en el NFL este año y empatado para el más grande en la historia del equipo. También estuvieron perdiendo por 17 en medio tiempo contra Buffalo en 1968 y ganaron 21-17.
- El regreso contra Atlanta fue empatado para el sexto más grande en la historia del equipo, y el más grande desde un regreso de 21 puntos contra Buffalo el 4 de diciembre de 2005.
- El regreso de 17 contra Atlanta fue el más grande en la carretera desde que vencieron un déficit de 18 puntos contra los Jets el 27 de noviembre de 1994, también conocido como el "Fake Spike" juego.

LOS ÚLTIMOS 17 JUEGOS DE AJAYI

Los Dolphins han ganado 13 de sus últimos 17 partidos y las estadísticas de corredor Jay Ajayi en el lapso de 17 juegos es notable. El corredor he acumulado 354 carreras para 1,597 yardas (4.5 promedio) y seis touchdowns durante los últimos 17 juegos y he tenido seis juegos de 100 yardas, incluyendo tres en que corrió para 200 yardas o más.

Desde Semana 6 de la temporada de 2016, Ajayi es tercero en el NFL en yardas de carrera (1,597) y cuarto en carreras de 10 yardas o más (46) y en carreras para primeras oportunidades (77).

Ajayi tuvo éxito contra algunas de las mejores defensas en la liga. Siete de los finales 11 juegos de Miami en 2016 fueron contra equipos clasificados como uno de los mejores 15 en defensa contra la carrera en el NFL (New England No. 3; Baltimore No. 5; Arizona No. 9; San Diego No. 10; N.Y. Jets No. 11 [dos veces]; and Pittsburgh No. 13).

'JUICE' ACERCÁNDOSE AL RÉCORD

Receptor Jarvis Landry está acercándose al récord de NFL de más atrapadas en los primeros cuatro años de una carrera y todavía tiene 10 juegos quebrante esta temporada. Solamente necesita 10 atrapadas más para pasar el líder Anquan Boldin. Landry ya tiene el récord para más atrapadas en los primeros dos años de una carrera (194) y es empatado para los más en los primeros tres años (288).

MÁS ATRAPADAS EN LOS PRIMEROS CUATRO AÑOS EN LA LIGA

CL	JUGADOR	EQUIPO	AÑOS	ATR.
1.	Anquan Boldin	Arizona	2003-06	342
2.	JARVIS LANDRY	MIAMI	2014-17	333
3.	Larry Fitzgerald	Arizona	2004-07	330

CAM WAKE SIGUE ANOTANDO SACKS A LOS 35 AÑOS

Durante la temporada de 2016, ala defensiva Cameron Wake tuvo uno de los regresos más impresionantes en el NFL. Regresando de una lesión a su Achilles, Wake fue dominante, anotando 11.5 sacks, cual fue tercero en el AFC y empatado para sexto en el NFL.

Wake fue reinsertado como titular en Semana 6 el año pasado y desde entonces, lidera el NFL con 16.5 sacks y le ha ayudado a Miami ganar 13 de sus últimos 17 juegos de temporada regular.

Wake fue empatado para segundo en el AFC y epatado para tercero en el NFL con cinco balones libres causados en 2016. Ha causado nueve balones libres desde 2015, empatado para los más en el NFL durante ese lapso aunque solo jugó siete partidos en 2015.

Desde uniéndose con los Dolphins en 2009, Wake he anotado cuatro temporadas de 10 sacks o más, siete temporadas en seguida con siete sacks o más y es segundo en la historia del equipo en sacks tras Jason Taylor del Salón de Fama.

LA DEFENSA EN LA SEGUNDA MITAD

Miami he aguantado la oposición a siete puntos o menos en la segunda mitad en tres juegos en seguida, todas victorias de los Dolphins. La semana pasada contra los N.Y. Jets, los Dolphins permitieron solo 81 yardas en la segunda mitad y causaron dos cambios de posesión. Es el tercer partido en seguida en que los Dolphins han limitado la oposición a menos de 110 yardas en la segunda mitad. Miami ahora he anotado 65 puntos en la segunda mitad contra 48 de la oposición en juegos este año, la marca tercera mejor en el NFL.

DOLPHINS HAN AGUANTADO LA OPOSICIÓN A MENOS DE 30 PUNTOS EN CADA DE LOS SEIS JUGOS

En cada uno de los seis partidos de Miami, los Dolphins han limitado la oposición a menos de 30 puntos. Miami es uno de solo nueve equipos en la liga que no han permitido 30 puntos en cualquier partido este año. Los 18.7 puntos permitidos por Miami son empatados para la sexta mejor marca en el NFL.

PARANDO LA CARRERA

La defensa de los Dolphins entró a la temporada de 2017 enfocándose en parando la carrera y en los primeros cinco juegos, ha hecho eso mismo. Los Dolphins son quinto en el NFL en defensa de la carrera, permitiendo solo 82.3 yardas por juego y quinto permitiendo 3.61 yardas por carrera. En Semana 2, los Dolphins aguantaron los Chargers a 44 yardas de carrera en la victoria. Las 44 yardas fueron las más pocas permitido por una defensa de los Dolphins desde el 30 de septiembre de 2012, cuando permitieron solo 28 a Arizona. Fueron las segundas pocas yardas de carrera por los Chargers en sus último 14 partidos. Los Dolphins han ido siete partidos de temporada regular en seguida sin permitir un corredor de 100 yardas y no han permitido ningún corredor a llegar a 70 yardas de carrera.



TEAM NOTES

MIAMI HEADS TO BALTIMORE FOR THURSDAY NIGHT FOOTBALL

The Dolphins hit the road again for Thursday Night Football, **visiting the Baltimore Ravens on Thursday, Oct. 26 at 8:25 p.m.** The game will be televised on CBS, NFL Network and Amazon. **It kicks off a stretch of three straight primetime games for Miami, a first in the team's 52-year history.** The Dolphins are 11-8 all-time in Thursday games and are 3-4 in games played under the Thursday Night Football package that began in 2006 (does not count Thanksgiving or NFL Kickoff games). Miami is 6-6 all-time against the Ravens, but just 1-5 in their past six matchups. The Dolphins are 0-3 all-time at M&T Bank Stadium.

THE DOLPHINS HAVE WON 13 OF LAST 17

Miami has won 13 of its last 17 regular season games, dating back to Week 6 of the 2016 season.

- The team has won during that stretch **with three different starting quarterbacks - Ryan Tannehill, Matt Moore and Jay Cutler.**
- The last time Miami won 13 of 17 regular season games was from Oct. 28, 2001 to Oct. 13, 2002.
- **Only one NFL team has a better record than the Dolphins in their past 17 games.** New England is 14-3. Kansas City also has a 13-4 record in their past 17 regular season games.

WINNERS IN SIX OF LAST EIGHT ROAD GAMES

The Dolphins **have won six of their past eight regular season road games**, beginning the run with the team's extended California trip in 2016 at San Diego and the L.A. Rams.

- It's the team's best eight-game road stretch since Sept. 12, 2010 - Dec. 12, 2010.
- **Only three NFL teams have better records in their past eight regular season road games:** New England (8-0), Kansas City (7-1) and Pittsburgh (7-1).

THE COMEBACK KIDS

During the past two weeks, the Dolphins faced a 14-point fourth-quarter deficit vs. the N.Y. Jets and trailed 17-0 at halftime in Atlanta before coming back to win both games, with different quarterbacks.

- The last time **the Dolphins won consecutive games trailing by 14-plus points** in a second half was a **three-game streak from Sept. 14-28, 1980.**
- **The 17-point halftime deficit the Dolphins overcame in Atlanta was the biggest in the NFL this season and tied for the largest in franchise history.** They also trailed 17-0 at halftime to Buffalo in 1968 and rallied for a 21-17 win.
- The comeback in Atlanta was **tied for the sixth-largest comeback in team history** and was the largest since a 21-point comeback vs. Buffalo on Dec. 4, 2005.
- The 17-point come-from-behind victory vs. the Falcons was **Miami's largest comeback on the road since an 18-point comeback at the N.Y. Jets on Nov. 27, 1994, also known as the "Fake Spike" game.**

DOLPHINS SEEKING 2ND STRAIGHT PLAYOFF BERTH

In Adam Gase's first year as head coach in 2016, the Dolphins won 10 games and advanced to the playoffs for the first time since 2008. This year, the team is **looking to reach the playoffs for the second consecutive year. The last time the Dolphins had two straight postseason appearances was from 1997-2001**, when the team earned playoff berths in five straight seasons.

SIXTEEN STRAIGHT

With the Dolphins' Week 1 game against Tampa Bay being moved to Nov. 19 due to Hurricane Irma, **Miami is playing 16 straight weeks for the first time since 1992**, when a similar situation occurred. Hurricane Andrew forced the Dolphins to move their season opener vs. New England to the bye week. Miami beat the Patriots on Oct. 18, 1992 and **went on to win 11 games, the AFC East title and reach the AFC Championship game that season.**

STAT COMPARISON: FIRST 5 VS. LAST 17 - GASE ERA

One of the reasons **Miami has won 13 of its past 17 regular season games** is because of several improvements statistically on both sides of the ball. Here is a comparison of where the team stood statistically after the first five games of the Adam Gase era versus his last 17 regular season contests:

WEEKS 1-5 OF 2016		CATEGORY	SINCE WEEK 6 OF 2016	
STAT	RNK		RNK	STAT
303.8	29	Total Offense	28	316.2
231.4	24	Passing Offense	29	201.4
72.4	31	Rushing Offense	13	114.8
17.6	28	Scoring Offense	21	21.6
17	30t	Sacks Allowed	4t	26
28.6	31	Third Down Offense	27	36.6
401.0	28	Total Defense	20	350.9
250.2	16	Passing Defense	17	234.1
150.8	32	Rushing Defense	22	116.9
23.8	18	Scoring Defense	13	21.9
10	17t	Sacks	20t	38
33.3	6	Third Down Defense	10	36.7
4	26t	Takeaways	8t	27
11	28t	Giveaways	9t	20

BREAKING DOWN THE DOLPHINS ROSTER:

Here is how the Dolphins' current 53-man roster breaks down:

- There are 23 offensive players, 27 defensive players and three specialists.
- Of the 53 players on Miami's roster, **21 of them (39.6 pct.) were drafted by the Dolphins.**
- Miami also has seven undrafted college free agents on the roster that began their NFL careers with the Dolphins, bringing the total to **28 of the 53 players (52.8 pct.) that began their NFL careers with the Dolphins.**
- Of Miami's 53 players, **16 of them (30.2 pct.) were not selected in the NFL draft.**
- A total of **38 of the 53 players (71.7 pct.) are 28 years old or younger.**

THE DOLPHINS ROSTER:

BY DRAFT ROUND:

ROUND	NO.
1st	9 players
2nd or 3rd	11 players
4th or 5th	11 players
6th or 7th	6 players
Undrafted	16 players

BY EXPERIENCE:

YEARS	NO.
Rookie-1	10 players
2-3	16 players
4-5	9 players
6-9	11 players
10-plus	7 players

BY AGE:

AGE	NO.
22-24	19 players
25-28	19 players
29-32	9 players
33-plus	6 players

* Rosters as of print date (10/22/17) and all ages as of kickoff date (10/26/17)



OFFENSE NOTES

JAY-TRAIN'S 100-YARD GAMES

RB Jay Ajayi kicked off his 2017 campaign right where he left off in 2016 with another great performance, rushing for 122 yards in the Week 2 win at the L.A. Chargers. Ajayi tacked on another 100-yard game in Week 6 at Atlanta and now has six in his career and two in 2017. **The Dolphins are 6-0 when he rushes for 100-plus yards.**

AJAYI'S CAREER 100-YARD GAMES (6)

DATE	OPPONENT	ATT	YDS	AVG	LG	TD
10/16/16	vs. Pittsburgh	25	204	8.2	62t	2
10/23/16	vs. Buffalo	28	214	7.6	53	1
11/6/16	vs. N.Y. Jets	24	111	4.6	20t	1
12/24/16	at Buffalo	32	206	6.4	57	1
9/17/17	at L.A. Chargers	28	122	4.4	20	0
10/15/17	at Atlanta	26	130	5.0	18	0

AJAYI'S LAST 17 GAMES

The Dolphins have won 13 of their past 17 games and RB Jay Ajayi's numbers over a 17-game sample size are remarkable. **The back has totaled 354 carries for 1,597 yards (4.5 avg.) and six touchdowns during the last 17 games** and has six 100-yard games, including three 200-yard contests.

Since Week 6 of the 2016 season, Ajayi is third in the NFL in rushing yards (1,597). He is fourth in 10-plus yard runs (46) and fourth in first down carries (77).



Ajayi has accomplished this against some of the best run defenses in the league. **Seven of Miami's final 11 regular season games of 2016 came against teams ranked among the top 15 rush defenses in the NFL** (New England No. 3t; Baltimore No. 5; Arizona No. 9; San Diego No. 10; N.Y. Jets No. 11 [twice]; and Pittsburgh No. 13). Four of the team's six games in 2017 came against top 11 defenses from last year: the L.A. Chargers (No. 10), N.Y. Jets twice (No. 11) and Tennessee Titans (No. 2).

AJAYI'S 2016 SEASON AMONG DOLPHINS BEST

RB Jay Ajayi completed one of the best seasons by a running back in Dolphins history in 2016. **He finished the year with 1,272 rushing yards, the third-most in team history** and most since RB Ricky Williams rushed for 1,372 yards in 2003. Ajayi became **just the fourth NFL running back since 2014 to rush for at least 1,250 yards in his first or second NFL season**, joining Dallas' Ezekiel Elliott (2016), Chicago's Jordan Howard (2016) and Pittsburgh's Le'Veon Bell (2014). Here is a look at how Ajayi's season ranked in Dolphins history:

MOST RUSHING YARDS IN A SINGLE SEASON - DOLPHINS HISTORY

RK	PLAYER	YEAR	ATT	YDS	AVG	TD
1.	Ricky Williams	2002	383	1,853	4.84	16
2.	Ricky Williams	2003	392	1,372	3.50	9
3.	JAY AJAYI	2016	261	1,272	4.87	8
4.	Delvin Williams	1978	272	1,258	4.63	8
5.	Lamar Smith	2000	309	1,139	3.69	14

THREE OF THE BEST RUSHING EFFORTS IN TEAM HISTORY

In 2016, RB Jay Ajayi produced three of the top six rushing performances in the Dolphins' illustrious 52-year history. His rushing totals rank No. 3, No. 5 and No. 6 all-time in team history.

MOST RUSHING YARDS IN A SINGLE GAME - DOLPHINS HISTORY

RK	PLAYER	DATE	OPP	ATT	YDS	AVG	TD
1.	Ricky Williams	12/1/02	at Buf.	27	228	8.4	2
2.	Ricky Williams	12/9/02	Chi.	31	216	7.0	2
3.	JAY AJAYI	10/23/16	BUF.	28	214	7.6	1
4.	Lamar Smith	12/30/00*	Ind.	40	209	5.2	2
5.	JAY AJAYI	12/24/16	at BUF.	32	206	6.4	1
6.	JAY AJAYI	10/16/16	PIT.	25	204	8.2	2

* AFC Wild Card game

'JUICE' NEARING NFL RECORD

WR Jarvis Landry is closing in on the NFL record for most receptions in the first four years of a career and still has 10 games left this season. He needs just 10 receptions to surpass the all-time leader, WR Anquan Boldin. Landry already owns the record for most receptions in the first two years of a career (194) and is tied for the most in the first three years of a career (288).

MOST RECEPTIONS IN FIRST FOUR YEARS OF NFL CAREER

RNK	PLAYER	TEAM	YEARS	REC.
1.	Anquan Boldin	Arizona	2003-06	342
2.	JARVIS LANDRY	MIAMI	2014-17	333
3.	Larry Fitzgerald	Arizona	2004-07	330

LANDRY KEEPS CATCHING PASSES

WR Jarvis Landry opened the season with 13 receptions for 78 yards (6.0 avg.) in a winning effort at the L.A. Chargers. **Only three players in NFL history have caught more passes in a season-opening game than Landry did.** It was tied for the second-most receptions in a single game in team history:

MOST RECEPTIONS IN A SINGLE GAME IN TEAM HISTORY

RNK	PLAYER	DATE	OPP.	REC.
1.	Chris Chambers	12/4/05	vs. Buffalo	15
2.	JARVIS LANDRY	9/17/17	AT L.A. CHARGERS	13
	JARVIS LANDRY	11/29/15	AT N.Y. JETS	13
4.	Jim Jensen	11/6/88	at New England	12
	Brian Hartline	9/30/12	at Arizona	12

With 94 receptions in 2016, Landry ranked No. 4 in single-season team history. He now owns three of the franchise's top six single-season reception marks, including the team record of 110 he set in 2015, and already has 45 receptions in six games this season:

MOST RECEPTIONS IN A SINGLE SEASON IN TEAM HISTORY

RNK	PLAYER	YEAR	RECEPTIONS
1.	JARVIS LANDRY	2015	110
2.	JARVIS LANDRY	2016	94
3.	O.J. McDuffie	1998	90
4.	Mark Clayton	1988	86
5.	Brandon Marshall	2010	86
6.	JARVIS LANDRY	2014	84



OFFENSE NOTES

'JUICE' ON THIRD DOWN

WR Jarvis Landry is second in the NFL with 15 receptions on third down, despite playing just six games. In 2016, Landry was tied for seventh in the league with 26 third-down receptions. The reliable target had 335 yards on third downs, the ninth-best mark in the NFL that season.



LANDRY'S 2016 CAMPAIGN

WR Jarvis Landry finished the 2016 season with 1,136 receiving yards, good for the eighth-most in single-season team history. Landry became the first Dolphins wide receiver to top 1,000 yards in back-to-back seasons since Brian Hartline did in 2012 and 2013 and was the sixth Dolphins wide out to ever post consecutive 1,000-yard seasons (Mark Clayton, Mark Duper, Irving Fryar, Brian Hartline and Brandon Marshall). He totaled 1,157 receiving yards in 2015.

CUTLER LEADING FOURTH QUARTER COMEBACKS

QB Jay Cutler has led the Dolphins to two fourth quarter comebacks despite finishing just five games this season. The comebacks – in Week 2 at L.A. Chargers and Week 5 at Atlanta – were the 22nd and 23rd fourth quarter comebacks of his career and his first since the 2015 season. Miami's 17-point comeback win in Week 6 at Atlanta was the largest come-from-behind victory of Cutler's career.

MOORE'S LAST 13 STARTS

QB Matt Moore was sixth in the NFL in quarterback rating (97.8) over the final nine games of the 2011 season, the last starts he made before he relieved an injured QB Ryan Tannehill in 2016. Add in Moore's four starts in 2016 (including the playoff game at Pittsburgh) and he has completed 223-of-350 passes (63.7 pct.) for 2,754 yards, 21 touchdowns and nine interceptions in his past 13 career starts, dating back to 2011. That equates to a 97.3 passer rating.

MOORE AND CUTLER COMBINE FOR FOUR TDs

QB Matt Moore relieved an injured QB Jay Cutler in the second half of last week's come-from-behind win vs. the N.Y. Jets. The 14-point fourth-quarter comeback was the fifth come-from-behind victory in Moore's career and the largest fourth-quarter deficit he has overcome. Moore and Cutler had two touchdown passes each. The last time the Dolphins had two different quarterbacks throw at least two touchdowns each in a game was QB Scott Mitchell (2) and QB Steve DeBerg (2) against the Buffalo Bills on Dec. 19, 1993.

OFFENSIVE LINE KEEPING QUARTERBACKS UPRIGHT

The Dolphins offensive line has protected three different quarterbacks - Jay Cutler, Matt Moore and Ryan Tannehill - since Week 6 of the 2016 season, helping the team win 13 of its past 17 regular season games. During that span, the team has allowed just 26 sacks, which is tied for fourth in the NFL.

FEWEST SACKS ALLOWED (WEEK 6, 2016 - PRESENT)

RNK	PLAYER	QB RATING	SACKS ALL.
1.	Pittsburgh Steelers	86.0	22
2.	Washington Redskins	102.0	23
3.	New Orleans Saints	102.6	25
4.	MIAMI DOLPHINS	92.3	26
	Oakland Raiders	91.8	26

THOMAS CATCHES TOUCHDOWNS

A new addition to the Dolphins offensive attack this season is TE Julius Thomas, who the Dolphins acquired in a trade with Jacksonville on March 9, 2017. Thomas brings the team a red zone threat, as the tight end has caught 33 touchdowns since he became an NFL starter in 2013 for Denver. His 33 touchdowns since 2013 are third-most among all NFL tight ends:

NFL TIGHT END TD RECEPTION LEADERS (2013-PRESENT)

RNK	PLAYER	TEAMS	REC	YDS	TD
1.	Jimmy Graham	NO/Sea.	308	3,862	36
2.	Rob Gronkowski	New England	247	3,884	34
3.	JULIUS THOMAS	DEN./JAX./MIA.	199	2,179	33
4.	Antonio Gates	SD/LAC	268	2,990	29
5.	Delanie Walker	Ten.	314	3,673	23

DEVANTE DOWN THE FIELD

WR DeVante Parker has made several highlight-reel catches this year between training camp, preseason and the four regular season games he has played. Parker is seventh in the NFL in career receiving yards among players who entered the league in 2015 or later.

RECEIVING LEADERS (2015-17) (Players who entered the NFL in 2015 or later)

RNK	PLAYER	TEAM	REC	YDS	AVG	TD
1.	Amari Cooper	Oak.	184	2,579	14.0	14
2.	Stefon Diggs	Min.	159	2,018	12.7	11
3.	Willie Snead	NO	142	1,890	13.3	7
4.	Jamison Crowder	Was.	143	1,572	11.0	9
5.	Michael Thomas	NO	127	1,540	12.1	11
6.	Tyler Lockett	Sea.	112	1,485	13.3	7
7.	DEVANTE PARKER	MIA.	101	1,474	14.6	8

BOOMER SOONER

WR Kenny Stills continues catching touchdowns, hauling in two fourth-quarter scores last week vs. N.Y. Jets and leading the team with four touchdowns this season. Stills caught a career-high nine touchdowns in 2016, which tied for sixth in the NFL. Three of his touchdowns were on plays of 50 yards or greater. According to NFL Network, Stills was the first Dolphins player to have three touchdown catches of 50-plus yards in the same season since WR Mark Duper did in 1986.



A CAREER OF BIG PLAYS

WR Kenny Stills has made a living making the big play. In his five-year NFL career, Stills has hauled in 184 passes for 2,986 yards (16.2 avg.). His 16.2 yards per reception average is third-best in the NFL in that span (min. 150 receptions):

HIGHEST AVERAGE PER RECEPTION IN THE NFL (2013-PRESENT)

RNK	PLAYER	TEAMS	REC	YDS	AVG
1.	DeSean Jackson	Phi./Was./TB	246	4,394	17.9
2.	Torrey Smith	Bal./SF/Phi.	181	3,035	16.8
3.	KENNY STILL	NO/MIA.	184	2,986	16.2
4.	Michael Floyd	Ari./NE/Min.	203	3,243	16.0
5.	Sammy Watkins	Buffalo/LAR	171	2,723	15.9



DEFENSE NOTES

CAM WAKE STILL SACKING QBs AT 35 YEARS OLD

During the 2016 season, **DE Cameron Wake had one of the most impressive comebacks in the NFL.** Coming off an Achilles injury in 2015, Wake was dominant, posting 11.5 sacks, which was third in the AFC and tied for sixth in the NFL.

Miami re-inserted Wake as a starter in Week 6 last year and since then, **he leads the NFL with 16.5 sacks and has helped Miami win 13 of its last 17 regular season games.**

Wake was tied for second in the AFC and tied for third in the NFL with five forced fumbles in 2016. **He has nine forced fumbles since 2015, tied for the most in the NFL during that span,** despite playing just seven games in 2015.

Since joining the Dolphins in 2009, Wake has compiled four double-digit sack campaigns, seven straight seasons of seven-plus sacks and is **second in team history in all-time career sacks,** behind Hall of Famer Jason Taylor.

Here is a look at the Dolphins' all-time career sack leaders:

DOLPHINS ALL-TIME CAREER SACK LEADERS

RNK	PLAYER	YEARS	SACKS
1.	Jason Taylor	1997-07, 09, 11	131.0
2.	CAMERON WAKE	2009-17	87.5
3.	Bill Stanfill	1969-76	69.5

Wake is also one of the best undrafted pass rushers in NFL history. With 87.5 career sacks, he is **second in NFL history** (since sacks were recognized as an official statistic in 1982) **for most career sacks by a player who was undrafted:**

NFL ALL-TIME CAREER SACK LEADERS (UNDRAFTED PLAYERS)

RNK	PLAYER	YEARS	SACKS
1.	John Randle	1990-2003	137.5
2.	CAMERON WAKE	2009-17	87.5
3.	James Harrison	2004-17	82.5
4.	Chris Clemons	2004-15	69.0

** Players chosen in the Supplemental Draft are not included on this list of undrafted players*

Wake's consistency has placed him among the NFL's elite pass rushers. Since he entered the league in 2009, **he leads the NFL in sacks:**

NFL SACK LEADERS (2009-PRESENT)

RNK	PLAYER	TEAMS	SACKS
1.	CAMERON WAKE	MIAMI	87.5
2.	DeMarcus Ware	Dal./Den.	85.0
3.	Julius Peppers	Car./Chi./GB	79.5

Wake's 11.5 sacks in 2016 mark the fourth season in his career that he has reached double-digit sacks. He is **one of three NFL players in the past decade to have 10-plus sacks at age 34 or older,** joining DE/LB Julius Peppers (2015) and DE John Abraham (2012-13).



SUH SACKS

DT Ndamukong Suh is second among all NFL defensive tackles in sacks since he entered the league in 2010. He is tied for seventh among defensive tackles with 2.5 sacks this season.

Here is a look at how Suh's sacks stack up since he entered the league in 2010:

MOST SACKS BY NFL DEFENSIVE TACKLES (2010-PRESENT)

RNK	PLAYER	TEAMS	SACKS
1.	Geno Atkins	Cin.	56.0
2.	NDAMUKONG SUH	DET./MIA.	49.5
3.	Gerald McCoy	TB	44.5
4.	Marcell Dareus	Buf.	35.0
	Jurrell Casey	Ten.	35.0

STUFFS BY SUH

Not only is **DT Ndamukong Suh** a great interior pass rusher, but the Nebraska product also disrupts rushing plays behind the line of scrimmage. Since he entered the NFL as a first-round pick in 2010, Suh **leads all interior defensive linemen with 50.0 stuffs.** A stuff is defined as any tackle of a ball carrier behind the line of scrimmage during a rushing attempt.

MOST STUFFS BY INTERIOR DEFENSIVE LINEMEN (2010-PRESENT)

RNK	PLAYER	TEAMS	STUFFS
1.	NDAMUKONG SUH	DET./MIA.	50.0
2.	Aaron Donald	STL/LAR	38.5
3.	Kyle Williams	Buffalo	36.0
4.	Geno Atkins	Cincinnati	34.5
5.	Brandon Mebane	Sea./SD/LAC	33.5

SUH CONSISTENTLY MAKES STOPS

DT Ndamukong Suh topped 350 career tackles during the 2016 season. Since he entered the NFL in 2010, **Suh leads all defensive tackles with 389 total tackles** and his total is third among all defensive linemen.

Suh set a new career high and was third among all interior defensive linemen in total tackles in 2016 with 72 (41 solo). He **finished among the top five** in total tackles by an NFL interior defensive linemen for **the third consecutive season.**



" The guy is amazing. **He teaches me a lot.** When he talks to (Defensive Line) Coach Terrell Williams, they talk about things that I'm just sitting over there (picking their brains) and learning each and every day. I try to get in their business, get in their conversations, see what new techniques they're learning, and things like that. **"**
- **DT Davon Godchaux on DT Ndamukong Suh**



DEFENSE NOTES

THE DOLPHINS SECOND-HALF DEFENSE

Miami has held its opponents to 7 points or less in the second half in three straight games, all Dolphins victories. Last week vs. the N.Y. Jets, the Dolphins allowed just 81 yards in the second half and forced two turnovers. **It's the third straight game the Dolphins have limited their opponents to less than 110 yards in the second half.** Miami has now outscored its opponents 65-48 in the second half of games this season and **its 48 points allowed after halftime are third in the NFL.**

MIAMI HAS HELD OPPONENTS TO LESS THAN 30 POINTS IN ALL SIX GAMES

In each of Miami's six contests, the Dolphins have limited their opponents to less than 30 points. Miami is one of just nine NFL teams to not surrender at least 30 points in a single game this season. **Miami's 18.7 points allowed per game average is tied for sixth in the NFL.**

POINTS ALLOWED PER GAME (2017)

RNK	TEAM	PPG ALLOWED
1.	Seattle Seahawks	15.7
2.	Jacksonville Jaguars	15.7
3.	Pittsburgh Steelers	16.6
4.	Buffalo Bills	16.8
5.	Minnesota Vikings	17.0
6.	MIAMI DOLPHINS	18.7
	Cincinnati Bengals	18.7

STOPPING THE RUN

The Dolphins defense entered the 2017 season with an emphasis on stopping the run and through six games, they've done just that. **The Dolphins are fifth in the NFL in rushing defense, allowing just 82.3 yards per game, and fifth in the NFL allowing just 3.61 yards per carry.** In Week 2, the Dolphins held the Chargers to 44 net rushing yards in the winning effort. **The 44 rushing yards allowed were the fewest by a Dolphins defense since Sept. 30, 2012, when they allowed just 28 at Arizona.** It was the second-fewest rushing yards by the Chargers in their past 14 games. The Dolphins have gone seven straight regular season games without allowing a 100-yard rusher and **have not even allowed an opposing back to gain 70 rushing yards on them this season.**

RUSHING YARDS ALLOWED PER GAME (2017)

RNK	TEAM	RUSHING YPG ALL.
1.	Philadelphia Eagles	65.7
2.	Denver Broncos	71.8
3.	Minnesota Vikings	76.6
4.	Carolina Panthers	81.1
5.	MIAMI DOLPHINS	82.3
6.	Cleveland Browns	83.7

DOLPHINS DEFENSE CONTINUES TO SHINE ON THIRD DOWN

Through seven weeks, **the Dolphins are seventh in the NFL on third downs, limiting opponents to just a 34.8 conversion rate.** Miami's defense has limited its opponents to less than a 50 percent conversion rate in five of its six games. **Miami finished fourth in the NFL last year in third-down conversion percentage,** holding the opposition to just a 36.2 percent success rate on third downs.

HAYES AMONG NEW DOLPHINS ADDITIONS

DE William Hayes was acquired by the Dolphins in a trade with the Los Angeles Rams on March 10, 2017. The defensive end brings a reputation of setting the edge against the run and is one of the most experienced defensive linemen in the NFL. He also recorded a sack in the season opener at the L.A. Chargers.



Hayes is among the NFL's top 25 active defensive linemen career leaders in several categories. **He ranks No. 7 in stuffs (46.5), No. 17 in tackles (324), tied for No. 17 in games played (130) and No. 23 in sacks (35.5).**

TIMMONS BRINGS EXPERIENCE & PRODUCTION

After 10 seasons with the Steelers, **LB Lawrence Timmons** left The Steel City and came to Miami this offseason as one of the most productive linebackers in the game today. When Timmons left Pittsburgh, he was second in team history with 952 career tackles. **Since becoming a full-time NFL starter in 2009, Timmons is second in the NFL with 917 total tackles (638 solo).**

MOST TOTAL TACKLES IN THE NFL (2009-17)

RNK	PLAYER	TEAM	TOTAL	SOLO	ASST
1.	Paul Posluszny	Buf./Jax.	1,030	745	285
2.	L. TIMMONS	PIT./MIA.	917	638	279
3.	Karlos Dansby	Ari./Mia./Cle./Cin.	914	676	238
4.	David Harris	NYJ/NE	888	567	321
5.	Chad Greenway	Minnesota	878	594	284

ALONSO AMONG AFC'S LEADING TACKLERS IN 2016

LB Kiko Alonso began the 2017 season right where he left off from the 2016 campaign as the second-year Dolphin is second on the team with 37 tackles (28 solo) through the first six games of the season. In his first year with the Dolphins, **Alonso was ninth in the AFC and led the team with 115 tackles.**

MOST TOTAL TACKLES IN THE AFC (2016)

RNK	PLAYER	TEAM	TOTAL	SOLO	ASST
1.	Zach Brown	Buffalo	149	97	52
2.	Christian Kirksey	Cleveland	143	93	50
3.	Preston Brown	Buffalo	135	76	59
4.	Paul Posluszny	Jacksonville	132	96	36
5.	Zach Orr	Baltimore	130	89	41
6.	Bernardrick McKinney	Houston	129	79	50
7.	Johnathan Cyprien	Jacksonville	127	97	30
8.	Telvin Smith	Jacksonville	118	98	20
9.	KIKO ALONSO	MIAMI	115	69	46
10.	Karlos Dansby	Cincinnati	114	69	45
	L. TIMMONS	PIT.	114	78	36



SPECIAL TEAMS NOTES

THOMAS LED THE NFL ON SPECIAL TEAMS IN 2016

S Michael Thomas picked up right where he left off last year on special teams. Thomas has three special teams tackles through the team's first six games. **He finished the 2016 season tied for the NFL lead with 19 special teams tackles. Thomas is third in the NFL with 46 special teams tackles since 2014, his first full season in the league.** In 2015, Thomas was named a first-team All Pro on special teams by Pro Football Focus.

LB Mike Hull was third in the NFL with 18 special teams tackles in 2016.



KENYAN'S KICKOFF RETURNS

Including the playoffs, **RB Kenyan Drake** tied the franchise record with **three kickoff returns of at least 50 yards (96t, 78, 58) in 2016.** **S Brock Marion** (1999) and **RB Marcus Thigpen** (2012) also had three kickoff returns of at least 50 yards in the same season.

Drake **returned a kickoff for a 96-yard touchdown to win the game in Week 9 vs. the N.Y. Jets**, had a 78-yard kickoff return in Week 12 vs. San Francisco and posted a 58-yard kickoff return in the AFC Wild Card game at Pittsburgh.

MIGHTY MOUSE

WR Jakeem Grant scored his first NFL touchdown in Week 5 of his rookie season (2016), when **he took a punt return 74 yards** to tie the game in the second quarter vs. Tennessee. It was **the seventh-longest punt return in team history** and **the fourth-longest punt return by a rookie.**

TOP SPECIAL TEAMS UNITS

The Dolphins have several top 10 units on special teams. **The kickoff unit is the best in the NFL** as opponents' average starting field position is just the 21.3-yard line following kickoffs, **1.8 yards better than anybody else in the league.** Miami is **one of just three NFL teams to not miss a field goal this year as K Cody Parkey is 8-for-8.** The Dolphins are also solid on the punt unit, averaging 41.0 net yards per punt, which is 16th in the NFL.

PARKEY HITS THE SPOT

Miami signed **K Cody Parkey** on Sept. 3 to take over placekicking duties and he has played a big role in the team's victories. Parkey is 8-for-8 in field goal attempts, **one of just three NFL kickers that have kicked in every game to be perfect this season.** In Week 2, his first game with the Dolphins, **he kicked the longest game-winning field goal in team history**, a 54-yarder with 1:05 left to beat the L.A. Chargers. In Week 6, Parkey kicked a game-tying and game-winning field goal in the fourth quarter to win at Atlanta. **It was the first time in Parkey's four-year NFL career he made game-tying and game-winning kicks in the same contest.** Parkey also connected on a 39-yard game-winner with 22 seconds left to beat the N.Y. Jets last week.

PARKEY FROM LONG RANGE

K Cody Parkey has a track record for being accurate on long kicks. He is 6-for-6 all-time when kicking 50-plus yard field goals and **is the only NFL kicker to be perfect on 50-plus yard kicks** since 2014, the year he entered the league (min: 6 att.).

50+ YARD FIELD GOAL PERCENTAGE LEADERS (2014-PRESENT)

RNK	PLAYER	TEAM	FGM	FGA	PCT
1.	CODY PARKEY	PHI./CLE./MIA.	6	6	100.0
2.	Josh Brown	NYG	7	8	87.5
	Stephen Hauschka	Sea.	14	16	87.5
4.	Adam Vinatieri	Ind.	17	20	85.0
5.	Matt Prater	Det.	19	24	79.2

AIKENS' BIG PLAYS

S Walt Aikens made game-changing plays in consecutive weeks during the 2016 season to help the Dolphins defeat Arizona in Week 14 and the N.Y. Jets in Week 15. In the fourth quarter vs. Arizona, Aikens returned a blocked PAT all the way to the end zone for a 2-point defensive conversion.

In the Week 15 win at the N.Y. Jets, Aikens blocked a punt early in the third quarter and returned it 11 yards for a touchdown to give the Dolphins a two-score lead that they would not relinquish. **It was Miami's first blocked punt return for a touchdown since 2012.**

THE DENNEY STREAK

LS John Denney enters his **13th NFL regular season** this year at 38 years old. Denney has been Miami's long snapper for every game dating back to 2005 - **a consecutive games streak that spans 198 regular season contests.** That streak is the **longest in Dolphins history** and is fifth-longest among all active NFL players.

Denney is also **third in team history with 198 games played** and trails **Hall of Fame DE/LB Jason Taylor** by six games played (204).

MOST CONSECUTIVE GAMES PLAYED IN DOLPHINS HISTORY

RNK	PLAYER	CONS. GP	STREAK
1.	JOHN DENNEY	198*	1ST (2005) - PRESENT
2.	Jason Taylor	130	15th (1999) - 16th (2007)
3.	Jim Langer	128	10th (1970) - 9th (1979)

* active streak

MOST CONSECUTIVE GAMES PLAYED, ACTIVE NFL LEADERS

RNK	PLAYER	TEAM	POS	CONS. GP
1.	Shane Lechler	Oak./Hou.	P	244
2.	Jason Witten	Dallas	TE	225
3.	Eli Manning	N.Y. Giants	QB	206
4.	Donnie Jones	Mia./STL/Hou./Phi.	P	198*
5.	JOHN DENNEY	MIAMI	LS	198

* Plays on Monday night

THE 38-YEAR-OLD LONG SNAPPER

When **LS John Denney** takes the field this week, he will be 38 years and 317 days old. **He is the third-oldest Dolphins player to see action in a game.** Listed below are the ages of the most senior players in Dolphins history when they played in their final game with the team:

OLDEST PLAYERS TO PLAY IN A GAME FOR THE DOLPHINS

RNK	PLAYER	YRS	DAYS
1.	Earl Morrall	42	208
2.	Steve DeBerg	39	334
3.	JOHN DENNEY	38	317#
4.	Keith Traylor	38	111
5.	Dan Marino	38	109



Age on Oct. 26, 2017



WHAT TO LOOK FOR IN 2017

RB JAY AJAYI...

- Has 1,901 career rushing yards. Needs 99 rushing yards to reach 2,000 and 599 to reach 2,500 in his career.
- Has 1,901 career rushing yards. Can move into the team's all-time top 10 rushing leaders with 732 yards.
- Has 442 rushing yards this season. With 558 rushing yards, can become the third player in Dolphins history to rush for 1,000 yards in back-to-back seasons, joining Ricky Williams (2002-03) and Larry Csonka (1972-73).

S NATE ALLEN...

- Has played in 99 games. Needs to play in one game to reach 100 in his career.
- Has 375 total tackles. Needs 25 tackles to reach 400 in his career.
- Has 13 interceptions. Needs two interceptions to reach 15 in his career.

LB KIKO ALONSO...

- Has 354 total tackles. Needs 46 tackles to reach 400 in his career.
- Has seven interceptions. Needs three interceptions to reach 10 in his career.

DE ANDRE BRANCH...

- Has 149 total tackles. Needs one tackle to reach 150 and 51 tackles to reach 200 in his career.
- Has 22.5 sacks. Needs 2.5 sacks to reach 25.0 in his career.

QB JAY CUTLER...

- Has started 145 games. Needs five starts to reach 150 in his career.
- Has 4,671 pass attempts. Needs 329 pass attempts to reach 5,000 in his career.
- Has 2,895 completions. Needs 105 completions to reach 3,000 in his career.
- Has 33,462 passing yards. Needs 1,538 passing yards to reach 35,000 in his career.

LS JOHN DENNEY...

- Extending his consecutive games played streak, which currently stands at a franchise-record 198, having played in every game in his 13-year career.
- Has played in 198 games. Needs to play seven games to surpass Jason Taylor (204) for second place in team history for most games played.

RB KENYAN DRAKE...

- Has one kickoff return touchdown. Needs one kickoff return touchdown to tie for second (Ted Ginn, Jr.) in all-time team history and one kickoff return touchdown to join Mercury Morris (1969-71) as the only Dolphins to return kickoffs for touchdowns in consecutive seasons.

TE ANTHONY FASANO...

- Has 2,129 receiving yards as a Dolphin. Needs 327 receiving yards to surpass Bruce Hardy (2,455) for second place in team history among tight ends.
- Has 24 receiving touchdowns as a Dolphin. Needs two receiving touchdowns to surpass Bruce Hardy (25) and become the team's all-time leader among tight ends.
- Has 290 receptions. Needs 10 receptions to reach 300 in his career.
- Has 3,196 receiving yards. Needs 304 receiving yards to reach 3,500 in his career.
- Has 36 touchdown receptions. Needs four touchdown receptions to reach 40 in his career.
- Has played in 170 games. Needs to play in five games to become just the 36th NFL tight end of all time to play in 175 career games.

WR JAKEEM GRANT...

- Has one punt return touchdown. Needs one punt return touchdown to tie the all-time team lead (Freddie Solomon, Tom Vigorito, O.J. McDuffie) and one punt return touchdown to join Freddie Solomon (1975-76) and Tom Vigorito (1981-82) as the only Dolphins to return punts for touchdowns in consecutive seasons.

DE WILLIAM HAYES...

- Has 46 starts. Needs to start four games to reach 50 in his career.
- Has 324 tackles. Needs 26 tackles to reach 350 in his career.
- Has 35.5 sacks. Needs 4.5 sacks to reach 40.0 in his career.

T JA'WUAN JAMES...

- Has played in and started 45 games. Needs to play in and start five games to reach 50 in his career.

S RESHAD JONES...

- Has 9.5 sacks. Needs two sacks to surpass Jeremiah Bell (11) and become the team's all-time leader for most sacks by a defensive back.
- Has 582 tackles. Needs 18 tackles to reach 600 in his career.
- Has 17 interceptions. Needs three interceptions to reach 20 in his career.
- Has 42 passes defended. Needs eight passes defended to reach 50 in his career.

WR JARVIS LANDRY...

- Has 333 receptions. Needs 10 receptions to surpass Anquan Boldin (342) for the most receptions by an NFL player in his first four seasons.
- Has 419 receiving yards this season. Needs 581 receiving yards to become the first player in Dolphins history with three consecutive 1,000-yard seasons.
- Has 3,416 receiving yards. Needs 584 receiving yards to reach 4,000 for his career.
- Has 16 receiving touchdowns. Needs four touchdown receptions to reach 20 for his career.

LB REY MAUALUGA...

- Has 117 games played. Needs eight games played to reach 125 in his career.
- Has 589 total tackles. Needs 11 tackles to reach 600 and 61 tackles to reach 650 in his career.
- Has seven interceptions. Needs three interceptions to reach 10 in his career.
- Has 22 passes defended. Needs three passes defended to reach 25 in his career.

CB BYRON MAXWELL...

- Has 46 starts. Needs four starts to reach 50 in his career.
- Has 195 total tackles. Needs five tackles to reach 200 in his career.
- Has 10 interceptions. Needs five interceptions to reach 15 in his career.

CB BOBBY McCAIN...

- Has 84 total tackles. Needs 16 tackles to reach 100 in his career.

QB MATT MOORE...

- Has played in 45 games. Needs to play in five games to reach 50 in his career.
- Has 6,265 passing yards. Needs 735 passing yards to reach 7,000 in his career.
- Has 43 passing touchdowns. Needs seven passing touchdowns to reach 50 in his career.



WHAT TO LOOK FOR IN 2017

WR DeVANTE PARKER...

- Has 1,474 receiving yards. Needs 526 receiving yards to reach 2,000 in his career.
- Has 101 receptions. Needs 49 receptions to reach 150 in his career.
- Has eight receiving touchdowns. Needs two receiving touchdowns to reach 10 in his career.

K CODY PARKEY...

- Has 63 field goals made. Needs 12 field goals made to reach 75 in his career.
- Has 89 extra points made. Needs 11 extra points made to reach 100 in his career.
- Has 278 points scored. Needs 22 points to reach 300 in his career.

WR KENNY STILLS...

- Has played in 69 games. Needs to play in six games to reach 75 in his career.
- Has 46 starts. Needs four starts to reach 50 in his career.
- Has 184 receptions. Needs 16 receptions to reach 200 in his career.
- Has 2,986 receiving yards. Needs 14 receiving yards to reach 3,000 in his career.
- Has 24 receiving touchdowns. Needs one receiving touchdown to reach 25 in his career.

DT NDAMUKONG SUH...

- Has played in 116 games. Needs to play in nine games to reach 125 in his career.
- Has 116 starts. Needs nine starts to reach 125 in his career.
- Extending his consecutive games started streak, which currently stands at 89. The current mark is second among all active NFL defensive tackles (Domata Peko, 118).
- Has 389 total tackles. Needs 11 tackles to reach 400 in his career.
- Has 49.5 sacks. Needs one-half sack to reach 50 in his career.
- Has 26 passes defended. Needs four passes defended to reach 30 in his career.

TE JULIUS THOMAS...

- Has 46 starts. Needs four starts to reach 50 in his career.
- Has 2,184 receiving yards. Needs 316 receiving yards to reach 2,500 in his career.
- Has 33 receiving touchdowns. Needs seven receiving touchdowns to reach 40 in his career.
- Has two seasons with 10+ touchdown receptions. Needs 10 receiving touchdowns to become the fifth tight end in NFL history with three double-digit touchdown seasons (Antonio Gates, Jimmy Graham, Rob Gronkowski and Tony Gonzalez).

LB LAWRENCE TIMMONS...

- Has 976 total tackles. Needs 24 tackles to become just the 46th NFL player since 1994 to reach 1,000 career tackles.
- Has 35.5 sacks. Needs 4.5 sacks to reach 40.0 in his career.
- Has 13 forced fumbles. Needs two forced fumbles to reach 15 in his career.
- Has 12 interceptions. Needs three interceptions to reach 15 in his career.
- Has 44 passes defended. Needs six passes defended to reach 20 in his career.

DE CAMERON WAKE...

- Has recorded 87.5 sacks in his Dolphins career. Needs 5.5 sacks to surpass Jason Taylor (92.5) for most sacks by a Dolphins player in the first nine seasons on the team.
- Has recorded five games with three-plus sacks in his career. Needs one game with three-or-more sacks to move into a tie for first place for the most games with three-plus sacks in franchise history, joining Jason Taylor (six games).
- Has six sacks this season. Need four sacks to become the 11th player in NFL history (since 1982) and just the third in the past 15 years (John Abraham and Julius Peppers) to record a double-digit sack season at the age of 35 or older.
- Has 295 total tackles. Needs five tackles to reach 300 in his career.
- Has 14 passes defended. Needs one pass defended to reach 15 in his career.
- Has 21 forced fumbles. Needs four forced fumbles to reach 25 in his career.

RB DAMIEN WILLIAMS...

- Has scored eight touchdowns (three rushing and five receiving). Needs two touchdowns for 10 in his career.



RB Jay Ajayi is looking to become the third player in Dolphins history to rush for 1,000 yards in consecutive seasons



THE DOLPHINS VS. THE RAVENS

A DOLPHINS WIN WOULD...

- Be Miami's 14th win in its past 18 regular season games. The last time the Dolphins went 14-4 in 18 games is from Dec. 9, 1984 to Dec. 22, 1985.
 - The only NFL team with a better record in their past 18 games is New England (15-3).
- Give the Dolphins a 5-2 mark or better through seven games for the first time since 2003.
- Mark Miami's seventh win in their past nine regular season road games. The 7-2 mark is the team's best nine-game road stretch since Dec. 13, 2009 - Dec. 12, 2010.

SERIES HISTORY

REGULAR SEASON: TIED AT 6-6
POSTSEASON: BALTIMORE LEADS 2-0

DATE	GAME
10/19/1997	Miami 24, at Baltimore 13
9/17/2000	at Miami 19, Baltimore 6
1/13/2002	*Baltimore 20, at Miami 3
11/17/2002	at Miami 26, Baltimore 7
11/16/2003	at Miami 9, Baltimore 6 (ot)
1/2/2005	at Baltimore 30, Miami 23
12/16/2007	at Miami 22, Baltimore 16 (ot)
10/19/2008	Baltimore 27, at Miami 13
1/4/2009	*Baltimore 27, at Miami 9
11/7/2010	at Baltimore 26, Miami 10
10/6/2013	Baltimore 26, at Miami 23
12/7/2014	Baltimore 28, at Miami 13
12/6/2015	at Miami 15, Baltimore 13
12/4/2016	at Baltimore 38, Miami 6

* AFC Wild Card playoff game



WR Jarvis Landry caught 11 passes for 87 yards (7.9 avg.) in the last meeting at Baltimore on Dec. 4, 2016.

CONNECTIONS

PRO CONNECTIONS

- Ravens **WR Mike Wallace** played for the Dolphins from 2013-2014. In two seasons, he totaled 140 receptions for 1,792 yards and 15 touchdowns. He led the Dolphins in receiving yards and touchdowns in 2014 with 862 and 10, respectively.
- Ravens **WR Griff Whalen** spent the 2016 offseason and training camp with the Dolphins.
- Miami Dolphins **Assistant Special Teams Coach Marwan Maalouf** held the same role with the Ravens from 2008-11.
- Dolphins **CB Alterraun Verner** and Ravens **RB Bobby Rainey** played together for the Tampa Bay Buccaneers in 2014-15.
- Dolphins **WR Kenny Stills** and Ravens **TE Benjamin Watson** played together with the New Orleans Saints in 2013-14. Over those two seasons, Stills totaled 95 receptions for 1,572 yards and eight touchdowns, while Watson hauled in 39 passes for 362 yards and four touchdowns.
- Ravens **Senior Advisor to Player Engagement O.J. Brigance** played for the Dolphins from 1996-99, twice being selected as a captain. In 1999, he won the team's Ed Block Courage Award and the NFLPA's Unsung Hero Award.
- Ravens **CB Marlon Humphrey** is the son of former Dolphins **RB Bobby Humphrey**. Humphrey played one season with the Dolphins in 1992, totaling 978 yards from scrimmage, 471 rushing and 507 receiving.

COLLEGE CONNECTIONS

- Dolphins **RB Kenyan Drake**, **S Maurice Smith** and **C/G Anthony Steen** played with Ravens **LB C.J. Mosley** at Alabama in 2013. The Dolphins trio also played with Ravens **CB Marlon Humphrey** from 2014-15.
- Dolphins **RB Jay Ajayi** and Ravens **LB Kamalei Correa** played together at Boise St. from 2013-14. In 2014, Ajayi led the Broncos with 1,823 rushing yards and 32 total touchdowns, while Correa led the team with 12.0 sacks.
- Dolphins **S Reshad Jones** and injured Ravens **CB Brandon Boykin** played together at Georgia from 2008-09. In 2009, Jones led the Bulldogs in interceptions (4) and was second in tackles (73), while Boykin was second in interceptions (3) and fourth in tackles (54).
- Dolphins **WR Kenny Stills** and Ravens **S Tony Jefferson** were part of the same recruiting class at Oklahoma and played together from 2010-12. Dolphins **RB Damien Williams** and **DT Jordan Phillips** also played with the pair in 2012.

HIGH SCHOOL/HOMETOWN CONNECTIONS

- Four Ravens players were born in Florida: **RB Javorius Allen** (Tallahassee), **RB Alex Collins** (Fort Lauderdale), **WR Chris Moore** (Tampa) and **RB Terrance West** (Fort Lauderdale).
- Dolphins **DE Cameron Wake** is from Beltsville, Maryland and attended DeMatha High School in Hyattsville. Wake was named Defensive Player of the Year by the Washington Post in 1999.



THE DOLPHINS VS. THE RAVENS

SERIES FACTS (TEAM)

MIAMI'S LARGEST MARGIN OF VICTORY:

19 (at Miami 26, Baltimore 7, 11/17/02)

BALTIMORE'S LARGEST MARGIN OF VICTORY:

32 (at Baltimore 38, Miami 6, 12/4/16)

CURRENT SERIES STREAK:

Baltimore 1 (12/4/16)

MIAMI'S LARGEST WIN STREAK:

2 (11/17/02-11/16/03)

BALTIMORE'S LARGEST WIN STREAK:

5 (10/19/08 - 12/7/14) [includes 2009 AFC Wild Card game]

MOST POINTS BY MIAMI:

26 (at Miami 26, Baltimore 7, 11/17/02)

MOST POINTS BY BALTIMORE:

38 (at Baltimore 38, Miami 6, 12/4/16)

MOST POINTS, BOTH TEAMS:

53 (at Baltimore 30, Miami 23, 1/2/05)

FEWEST POINTS BY MIAMI:

3 (at Baltimore 20, Miami 3, 1/13/02) [2002 AFC Wild Card game]

FEWEST POINTS BY BALTIMORE:

6 (twice, last: at Miami 9, Baltimore 6, 11/16/03)

FEWEST POINTS, BOTH TEAMS:

15 (at Miami 9, Baltimore 6, 11/16/03)

SERIES SUPERLATIVES

DOLPHINS

RUSHING YARDS:

113, Lamar Miller, at Miami, 12/6/15

PASSING YARDS:

315, Cleo Lemon, at Miami, 12/16/07

RECEPTIONS:

11, Jarvis Landry, at Baltimore, 12/4/16

RECEIVING YARDS:

146, Chris Chambers, at Baltimore, 1/2/05

RAVENS

RUSHING YARDS:

167, Jamal Lewis, at Baltimore, 1/2/05

PASSING YARDS:

381, Joe Flacco, at Baltimore, 12/4/16

RECEPTIONS:

12, Javorius Allen, at Miami, 12/6/15

RECEIVING YARDS:

121, Torrey Smith, at Miami, 10/6/13

DOLPHINS PLAYERS VS. THE RAVENS

PLAYER	GP	RECORD	PASSING				
			A-C-I	YDS	PCT	TD	RTG
Jay Cutler	1	0-1	10-27-3	94	37.0	0	7.9
TOTALS	1	0-1	10-27-3	94	37.0	0	7.9

PLAYER	RUSHING		YDS	AVG	LG	TD
	GP	ATT				
Jay Ajayi	2	16	73	4.6	19	0
Jay Cutler	1	4	23	5.8	13	0
Damien Williams	3	4	6	1.5	4	0
Kenyan Drake	1	1	1	1.0	1	0
Kenny Stills	3	1	-1	-1.0	-1	0
Jarvis Landry	3	1	-2	-2.0	-2	0
TOTALS	13	27	100	3.7	19	0

PLAYER	GP	NO	YDS	AVG	LG	TD
Jarvis Landry	3	19	147	7.7	26	0
Julius Thomas	3	9	146	16.2	44	2
Kenny Stills	3	10	119	11.9	33	0
DeVante Parker	2	6	97	16.2	38t	2
Anthony Fasano	3	5	51	10.2	16	0
TOTALS	14	49	560	11.4	38t	4

PLAYER	GP	KOR	YDS	AVG	LG	TD
Jarvis Landry	3	2	61	30.5	36	0
Damien Williams	3	2	42	21.0	22	0
Jakeem Grant	1	1	18	18.0	18	0
TOTALS	7	5	121	24.2	36	0

PLAYER	GP	PR	YDS	AVG	LG	TD
Jarvis Landry	3	4	12	3.0	5	0
TOTALS	3	4	12	3.0	5	0

PLAYER	GP	FGM	FGA	LG	XP	XPA	KO	TB
Cody Parkey	1	0	0		1	1	2	0
TOTAL	1	0	0		1	1	2	0



THE DOLPHINS VS. THE RAVENS



DE Cameron Wake has nine tackles (eight solo) and two sacks in four career games against the Ravens.

DOLPHINS PLAYERS VS. THE RAVENS

PLAYER	DEFENSE							
	GP	SOLO	ASST	SK	INT	PD	FF	FR
Lawrence Timmons	23	110	61	7	0	4	3	3
Rey Mauluga	14	36	26	0	2	4	0	0
Reshad Jones	3	18	5	0	2	2	0	0
Nate Allen	1	9	1	0	0	1	0	0
Kiko Alonso	2	8	4	0	2	2	0	0
Bobby McCain	2	8	3	0	0	2	0	0
Cameron Wake	4	8	1	2	0	2	0	0
Michael Thomas	2	7	5	0	0	0	0	1
Ndamukong Suh	3	5	4	0	0	0	0	0
William Hayes	2	4	2	0	0	0	0	0
Mike Hull	1	3	1	0	0	0	0	0
Alterraun Verner	2	3	1	0	1	1	0	0
Byron Maxwell	2	3	0	0	1	1	1	0
Jordan Phillips	2	1	4	0	0	1	0	0
Andre Branch	2	1	2	0	0	0	0	0
Terrence Fede	3	1	0	0	0	0	0	0
TOTAL	68	225	120	9	8	20	4	4

HOW THEY COMPARE*

DOLPHINS		CATEGORY	RAVENS	
STAT	RNK		RNK	STAT
261.8	32	Total Offense	31	277.6
180.2	30	Passing Offense	32	157.4
81.7	29	Rushing Offense	13	120.1
15.3	31	Scoring Offense	23	18.6
13	11t	Sacks Allowed	16t	17
30.1	31	Third Down Offense	26	35.1
52.2	20	Red Zone Offense	15	55.3
308.2	10	Total Defense	18	334.6
225.8	17	Passing Defense	7	189.3
82.3	5	Rushing Defense	32	145.3
18.7	16t	Scoring Defense	13	21.1
15	13t	Sacks	11t	16
34.8	7	Third Down Defense	11	35.4
55.3	18	Red Zone Defense	21t	56.9
6	27	Takeaways	2	15
8	13t	Giveaways	25t	12

* as of the conclusion of games on Sunday, Oct. 22
(does not include Monday's Philadelphia/Washington game)

STATISTICAL LEADERS

CATEGORY	DOLPHINS		RAVENS	
	PLAYER	STAT	PLAYER	STAT
Completion Pct.	J. Cutler	62.8	J. Flacco	63.8
Passing Yards	J. Cutler	995	J. Flacco	1,189
Passer Rating	J. Cutler	78.8	J. Flacco	70.0
Rushing Yards	J. Ajayi	442	A. Collins	365
Yards Per Carry	J. Ajayi	3.5	A. Collins	5.9
Rushing TDs	None		T. West	2
Receptions	J. Landry	45	J. Allen	31
Receiving Yards	J. Landry	365	M. Wallace	248
Receiving TDs	K. Stills	4	J. Maclin	2
Tackles	R. Jones	40	C. Mosley	64
Sacks	C. Wake	6.0	T. Suggs	4.5
Interceptions	Two tied	1	B. Carr	3
Forced Fumbles	Four tied	1	T. Suggs	2
Special Tms Tcks	K. Drake	5	A. Levine	7



THE LAST MEETING

2016 - WEEK 13

DEC. 4, 2016 | BALTIMORE, MD.
M&T BANK STADIUM
ATTENDANCE: 70,916 | TV: CBS

SCORING SUMMARY

	1	2	3	4	F
Miami	0	0	0	6	6
Baltimore	14	10	0	14	38

MIAMI 6

BALTIMORE 38

The Dolphins winning streak ended on a disappointing afternoon in Baltimore. Quarterback Joe Flacco threw four touchdown passes, including three in the first half, and the Ravens handed the Dolphins a 38-6 loss at M&T Bank Stadium, Miami's first loss since Oct. 9. The Dolphins' six-game winning streak was their longest since the 2005 season.

DeVante Parker, who didn't practice all week because of a back injury, scored the Dolphins' only touchdown on an 8-yard pass from Ryan Tannehill on the third play of the fourth quarter. The Dolphins unfortunately trailed 24-0 at that time and the score remained 24-6 after Jarvis Landry was tackled short of the goal line after catching Tannehill's pass on the two-point conversion attempt. Five plays later, Flacco threw a 53-yard touchdown pass to Breshad Perriman to make it 31-6.

Running back Terrence West, who caught one of Flacco's touchdown passes, scored on a 15-yard run with 5:55 left in the fourth quarter. Tight end Dennis Pitta caught two of Flacco's touchdown passes in the first half, his first two touchdown receptions since late in the 2013 season.

The highlights on a rough day for the defense were two turnovers, and cornerback Byron Maxwell was involved in both. He picked off Flacco in the second quarter and forced a Pitta fumble that was recovered by safety Michael Thomas. Thomas returned the fumble to the Baltimore 8-yard line, and Tannehill connected with Parker for the touchdown on first-and-goal on the next play.

Along with Parker, offensive linemen Branden Albert and Laremy Tunsil both returned after being sidelined by injuries.

The Ravens had 303 yards of offense in the first half, converted 4 of 6 third downs and were 2-for-2 on fourth down. Flacco was 27-for-34 for 258 yards and three touchdowns in the first half.

SCORING DRIVES

TEAM	QTR	TIME	PLAY (EXTRA POINT) (DRIVE INFO)	MIA	BAL
Ravens	1	10:57	T.West 3 yd. pass from J.Flacco (J.Tucker kick) (8-79, 4:03)	0	7
Ravens	1	3:17	D.Pitta 13 yd. pass from J.Flacco (J.Tucker kick) (8-63, 3:37)	0	14
Ravens	2	2:10	D.Pitta 9 yd. pass from J.Flacco (J.Tucker kick) (18-88, 8:57)	0	21
Ravens	2	0:00	J.Tucker 55 yd. Field Goal (7-48, 0:59)	0	24
Dolphins	4	14:42	D.Parker 8 yd. pass from R.Tannehill (pass failed) (1-8, 0:05)	6	24
Ravens	4	12:49	B.Perriman 53 yd. pass from J.Flacco (J.Tucker kick) (4-75, 1:53)	6	31
Ravens	4	5:55	T.West 9 yd. run (J.Tucker kick) (4-41, 1:26)	6	38

GAME STATISTICS

RUSHING (Att-Yds-TD):

Miami: J. Ajayi 12-61, K. Drake 1-1, D. Williams 1-1, R. Tannehill 1-0, J. Landry 1(-1-1).
Baltimore: K. Dixon 6-56, T. West 10-50-1, C. Moore 1-7, R. Mallett 3(-3).

PASSING (A-C-Y-TD-I):

Miami: R. Tannehill 40-29-226-1-3.
Baltimore: J. Flacco 47-36-381-4-1, R. Mallett 3-1-5-0-0.

RECEIVING (Rec-Yds-TD):

Miami: J. Landry 11-87, J. Ajayi 6-26, D. Sims 3-39, D. Parker 3-34-1, K. Stills 2-21, D. Williams 2-8, D. Jones 1-7, K. Drake 1-4.
Baltimore: D. Pitta 9-90-2, M. Wallace 6-59, S. Smith 6-53, K. Dixon 4-21, K. Aiken 3-41, T. West 3-18-1, B. Perriman 2-59-1, N. Boyle 2-24, D. Waller 1-15, K. Juszczyk 1-6.

SACKS (Sk-Yds):

Miami: None.
Baltimore: M. Judon 1-9, B. Urban 1-2.

INTERCEPTIONS (Int-Yds):

Miami: B. Maxwell 1-2.
Baltimore: E. Weddle 1-53, L. Webb 1-0, J. Powers 1-0.

FORCED FUMBLES:

Miami: B. Maxwell 1.
Baltimore: S. Smith 1.

FUMBLE RECOVERIES (No-Yds):

Miami: N. Hewitt 1-0.
Baltimore: None.

TEAM STATS

	MIA	BAL
First Downs	16	28
Rushing	3	8
Passing	11	20
Penalty	2	0
3rd-Down Efficiency	4 for 13	5 for 11
4th-Down Efficiency	0 for 0	2 for 2
Total Net Yards	277	496
Total Net Plays	58	70
Average Gain	4.8	7.1
Net Yards Rushing	62	110
Rushes	16	20
Yards per Rush	3.9	5.5
Net Yards Passing	215	386
Completed - Attempted	29-40	37-50
Yards per Pass Play	5.1	7.7
Sacked - Yards Lost	2-11	0-0
Had Intercepted	3	1
Punts - Average	6-222-37.0	3-93-31.0
Return Yardage	20	73
Punts - Return Yards	0-0	3-3
Kickoffs - Return Yards	1-18	1-17
Interceptions - Return Yards	1-2	3-53
Penalties - Yards	7-57	7-68
Fumbles - Lost	2-0	1-1
Red-Zone Efficiency	1 for 2	4 for 4
Goal-to-Go Efficiency	1 for 1	2 for 2
Time of Possession	30:46	29:14



FREE AGENCY TRACKER

The Dolphins were active in the 2017 free agency market. The team re-signed nine players who ended the 2016 season with the club, while also adding another five unrestricted free agents and two players from trades. Below tracks the players the team has signed, as well as those who ended the 2016 season on the Miami roster and their current status.

PLAYERS RETAINED OR ADDED

PLAYERS FROM 2016 RE-SIGNED (9)

Kiko Alonso	LB	
Andre Branch	DE	
Jermon Bushrod	G/T	
John Denney	LS	
Mike Hull	LB	
Anthony Steen	C/G	
Kenny Stills	WR	
Michael Thomas	S	
Damien Williams	RB	

UNRESTRICTED FREE AGENTS SIGNED (5)

Nate Allen	S	Oakland
Anthony Fasano	TE	Tennessee
Ted Larsen	C/G	Chicago
T.J. McDonald	S	L.A. Rams
Lawrence Timmons	LB	Pittsburgh

TRADE (2)

Julius Thomas	TE	Jacksonville
William Hayes	DE	L.A. Rams

* As of October 22, 2017

PLAYERS FROM 2016 ROSTER NOT CURRENTLY WITH THE DOLPHINS

RETIRED (1)

Jordan Cameron	TE	
----------------	----	--

UNRESTRICTED FREE AGENTS (4)

Donald Butler	LB	
Jelani Jenkins	LB	
Mario Williams	DE	
T.J. Yates	QB	

FREE AGENTS (5)

Isa Abdul-Quddus	S	
Ifo Ekpre-Olomu	CB	
Dominique Jones	TE	
Spencer Paysinger	LB	
Bacarri Rambo	S	

UNRESTRICTED FREE AGENTS LOST (1)

Dion Sims	TE	Chicago
-----------	----	---------

FREE AGENTS LOST (2)

Dion Jordan	DE	Seattle
Earl Mitchell	DT	San Francisco

TRADED (1)


Branden Albert	T	Jacksonville
----------------	---	--------------



S Nate Allen




TE Anthony Fasano



DE William Hayes



C/G Ted Larsen



S T.J. McDonald



TE Julius Thomas




LB Lawrence Timmons



MIAMI DOLPHINS 2017 DRAFT CLASS

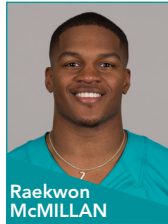
Rd 1 // Pick 22



Charles HARRIS

Missouri // DE
6-3 // 260


Rd 2 // Pick 54



Raekwon McMILLAN

Ohio State // LB
6-2 // 243

Rd 3 // Pick 97



Cordrea TANKERSLEY

Clemson // CB
6-1 // 200

Rd 5 // Pick 164



Isaac ASIATA

Utah // G
6-3 // 323

Rd 5 // Pick 178



Davon GODCHAUX

LSU // DT
6-4 // 299

Rd 6 // Pick 194



Vincent TAYLOR

Oklahoma State // DT
6-3 // 310

Rd 7 // Pick 237



Isaiah FORD

Virginia Tech // WR
6-2 // 195

MIAMI DOLPHINS 2017 UNDRAFTED ROOKIE CLASS



Chase ALLEN

Southern Illinois // LB
6-4 // 241




Matt HAACK

Arizona State // P
6-1 // 185



Malcolm LEWIS

Miami (Fla.) // WR
5-10 // 190




Cameron MALVEAUX

Houston // DE
6-6 // 270



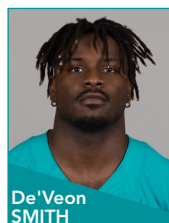
Torry McTYER

UNLV // CB
6-0 // 195




Drew MORGAN

Arkansas // WR
6-0 // 193



De'Veon SMITH

Michigan // RB
5-11 // 228



Eric SMITH

Virginia // T
6-5 // 300



Maurice SMITH

Georgia // S
6-0 // 195



HARD ROCK STADIUM MODERNIZATION



Hard Rock Stadium is a global entertainment destination that encompasses art, culture, some of the best food in the region, diversity, an elevated fan experience and the best Miami has to offer. The venue serves as home to the Miami Dolphins, University of Miami football team, Orange Bowl, Super Bowl LIV and the 100th anniversary of the NFL, College Football Playoff Semifinals, major concerts, international soccer and a host of world-class events. This multi-purpose, open-air complex is in the midst of a multi-year, \$500 million renovation to enhance the fan experience. The modernization is being privately funded by Stephen Ross.



#ARTUNEXPECTED

Goldman Global Arts and the Miami Dolphins collaborated to transform Hard Rock Stadium into a vibrant, monumental public art experience. Highlighting 18 artists from ten countries, the landmark mural project looks to create an artistic legacy and cement Hard Rock Stadium as an iconic, world class, cultural venue of Miami.

The collection at Hard Rock Stadium is one of the world's largest street art museums, curated by Goldman Global Arts. The exceptional line-up of international artists brings a variety of techniques and styles together to create a jaw-dropping tapestry of urban art contained in a single location.





HARD ROCK STADIUM MODERNIZATION

NEW SEATING PRODUCTS

Hard Rock Stadium's modernization included doubling unique seating experiences from 8 to 16. Some of the newest seating products include:


The 72 Club: The 598 seats in the 72 Club take the premium seating experience to another level. It's the most luxurious seating experience in all of South Florida sports and entertainment. Seats are double-padded, have 11 inches more legroom and are located at midfield. At any point in-game, guests are able to walk on the field on their way to a private club designed by the Rockwell Group.



Living Room Boxes: Hard Rock Stadium created four-person private Living Room Boxes. Located on the 35-yard line and within the Atos Club presented by Dell EMC and Ford Field Clubs in the end zones, Living Room Boxes are the biggest, most comfortable seats in the stadium. These boxes give guests the ability to watch replays and highlights on their own private screens.

Hyundai Club: The Hyundai Club is a club located between the 30-yard lines on the north side that offers wider, padded seats. The club is designed by the Rockwell Group.

Corner Terraces: The 100 level Corner Terraces provide a unique social experience where guests can watch the game from a high-top table and comfortable swivel chairs. Corner Terraces provide guests the enjoyment of sitting with family or friends without being confined to a row of seats.



PHASE I

Phase I of the project that was completed for the 2015 season changed every seat in the stadium, rebuilt the concourses on the 100 and 300 levels, reduced capacity from 76,018 to 64,767, moved seats 25 feet closer to the field on the north and south sidelines, introduced five new premium spaces and allowed fans to enjoy improved food, enhanced concourses and 16 new restroom facilities throughout the venue.

Hard Rock Stadium's renovation stands apart in enhancing every fan experience. In delivering a new caliber of luxury, Phase I introduced The NINE hosted by Aston Martin Residences Miami, The 72 Club, the Hyundai Club, Ford Field Club and the Atos Club presented by Dell EMC.

For the everyday fan, new seating experiences debuted in the corner terraces, providing a unique social experience where guests watch the game from a half-round table and comfortable swivel chairs. Corner Terraces provide guests the enjoyment of sitting with family or friends without being confined to a row of seats.

The NINE hosted by Aston Martin Residences Miami: The NINE hosted by Aston Martin Residences Miami are nine open-air suites between the 30-yard lines that connect to a private club designed by the Rockwell Group. The NINE offers the best view of the field with the convenience of a private club.





HARD ROCK STADIUM MODERNIZATION

PHASE II

For the 2016 season, a state-of-the-art canopy was installed that keeps as many as 92 percent of fans in the shade and protected from the rain along with four giant high-definition video boards.

On Aug. 17, 2016, the Miami Dolphins christened the second phase of the renovation with a landmark 18-year naming rights agreement with Hard Rock International to name the newly renovated facility Hard Rock Stadium.

Video Boards

- Four 1,472-inch screens in each corner of the stadium for a total of 22,400 sq. ft. – the largest in the AFC East (compared to 12,000 total square footage in old stadium).
- A total of 18 million LEDs will showcase game day on the boards.
- High-definition picture positioned for easy sightlines for every fan.

Miami Dolphins
TOTAL: 22,400 SQ. FT.



NEW YORK JETS
TOTAL: 14,160 SQ. FT.



BUFFALO BILLS
TOTAL: 12,253 SQ. FT.



NEW ENGLAND PATRIOTS
TOTAL: 11,306 SQ. FT.



SHADE CANOPY

- Shades approximately 92 percent of fans (increase from 17 percent in old stadium).
- The shade canopy is approximately 626,000 square feet [14.37 acres] and is comprised of 17,000 tons of steel.
- Covering the remainder of the canopy area [94,000 square feet] immediately adjacent to the ocular over the field is a translucent material called ETFE. This material provides supplemental light in the bowl while reducing solar heat.
- Four spires rise an additional 200 feet above the roof surface achieving a total height of 357 feet from the ground. Several steel cables secured at the top of each spire will be extended to the roof to provide additional structural support. Cable diameters range between 3.5" to 5.5" in diameter.

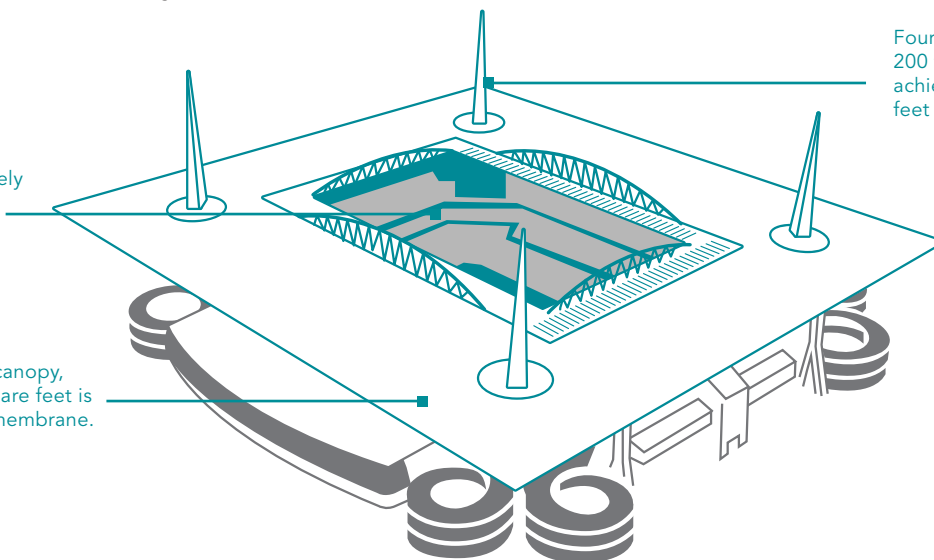
FIELD FACTS

- First team in the NFL to use Paspalum Platinum (shorter versions are Platinum TE or TE). The TE species works well in warm climates with growth not hindered in shade.
- Texture: Courser, thicker grass
- Feel: TE is thicker and lusher so there is a difference in feel and cushion in footing
- Sustainability: More shade tolerance
- Growth: TE grows aggressively and requires less nitrogen in the fertilizer than Bermuda.
- Color Variation: TE is a lighter green shade.

Shades approximately 92 percent of fans (increase from 17 percent currently).

The main area of canopy, some 530,000 square feet is a single ply TPO membrane.

Four Spires rise an additional 200 feet above the roof surface achieving a total height of 357 feet from the ground





HARD ROCK STADIUM MODERNIZATION

ALL NEW BANKUNITED CLUB LEVEL

The 2017 renovation brought additional luxury to the midsection of the stadium, renovating the BankUnited Club Level.

- Hard Rock Stadium's 147 suites were completely renovated during the 2016-2017 offseason. These suites offer luxury and comfort in the ultimate setting to watch any event.
- Suites vary in size from 10 seats up to 50 seats offering air conditioning and NFL Sunday Ticket, multi-feed sound systems, refrigerators, ice-makers and private telephone services.
- Suite attendants provide personal service in each suite during the games. Centerplate caters the suites with a wide-variety of food and beverages from which to choose.

New in 2017, Hard Rock Stadium features Theatre Boxes on the BankUnited Club Level. These 4-6 person individual boxes are located in a shared suite environment with inclusive food and beverage. Hard Rock Stadium also debuted four new corner clubs, – including the new UHealth, University of Miami Health System Cornerstone Club – giving suite members access to the corner's interior space and bar.



PHASE III

Unveiled in 2017 are remodeled, modernized suites throughout the stadium offering a more intimate club space on the BankUnited Club Level with improved amenities and food, as well as the addition of theatre boxes and four new corner clubs.

Phase III of the renovation brought new party terraces on the 300 level of Hard Rock Stadium. These party terraces have a bar that services guests on the concourse, as well as a double-sided bar with awesome views of the field. Each corner includes two semi-private spaces that each can hold up to 100 people – creating a new experience for a total of 800 guests per event. The Dolphins additionally have made a commitment to donate a party terrace of 100 military tickets each game to local troops serving our country.

Throughout Phase III of the renovation, the exterior of the facility saw enhancements in the redesign of the parking lots and landscaping.

A NEW LUXURY PARTNERSHIP

Hard Rock Stadium has attracted world-renowned iconic brands to the space, including a great partnership with Aston Martin Residences Miami. Luxury real estate company G&G Business Developments and the Miami Dolphins announced a long-term partnership to rename The NINE hosted by Aston Martin Residences at 300 Biscayne Boulevard Way.

During the Phase III renovations, The NINE also received new teak flooring, enhancing the most luxurious atmosphere in sports to create the feel of watching a game from the back of a yacht.





MIAMI DOLPHINS IN THE COMMUNITY



WR Jarvis Landry partnered with BankUnited to share his thoughts on financial literacy with the Plantation High School football team

MIAMI DOLPHINS' JARVIS LANDRY & BANKUNITED TEAM UP FOR FINANCIAL LITERACY

Miami Lakes, FL – Miami Dolphins Wide Receiver Jarvis Landry and BankUnited, a proud corporate partner of the Miami Dolphins, kicked off the 4 Downs for Finance financial literacy essay contest with a surprise visit to the Plantation High School Colonels.

Landry shared his thoughts on financial literacy and its importance after the team received financial literacy tips.

"This partnership with BankUnited and the Dolphins is one I am fortunate to be blessed with for the last three years," Landry said. "To step into the community, have the opportunity to affect change and inspire kids to save is huge."

This is the third consecutive season Landry has participated in the 4 Downs for Finance program which BankUnited is sponsoring for the seventh consecutive season.

"At BankUnited, we understand the importance of teaching our children about financial literacy so they can become successful, responsible adults," said BankUnited President and CEO Rajinder P. Singh. "Together with Jarvis and the Miami Dolphins, we are hoping to inspire young people to take an interest in learning about finances early on in their lives, as they begin to earn paychecks and have increased financial responsibilities."

Open to all full-time Florida students ages 13 to 18, 4 Downs for Finance offers students a chance to kick-start their own personal savings with a \$1,000 grand prize. Students can register online at www.4downsforfinance.com now through December 19th to access age-appropriate money tips throughout the football season and submit an essay on a financial literacy topic. Weekly winners will receive a football autographed by Landry and have his or her name read live on the radio during a game broadcast. One student will win a \$1,000 cash prize and a visit with Landry.



After sharing his thoughts on financial literacy, WR Jarvis Landry met with some of the football players at Plantation High School



WR Jarvis Landry speaks to Plantation High School football players about the importance of financial literacy



MIAMI DOLPHINS IN THE COMMUNITY



The Miami Dolphins raised more than \$6 million at Dolphins Cancer Challenge VII

TOTAL RAISED BY DOLPHINS CANCER CHALLENGE HITS \$22.5M+ FOR CANCER RESEARCH AT SYLVESTER COMPREHENSIVE CANCER CENTER

DCC VII RAISED LARGEST GIFT IN EVENT HISTORY OF MORE THAN \$6M

Miami, FL – The Miami Dolphins announced the Dolphins Cancer Challenge VII (DCC VII) raised \$6,000,157 for innovative cancer research at Sylvester Comprehensive Cancer Center at the University of Miami Miller School of Medicine, bringing the event's seven-year total to more than \$22.5M.

"We are proud of what we accomplished this year in raising a record amount of funds for innovative cancer research at Sylvester," DCC Chair & Vice Chairman of Rialto Capital Management Eric Feder said. "The DCC's commitment to fighting all types of cancers is truly remarkable, and we look forward to continuing to make a difference in DCC VIII."

Started in 2010 by the Miami Dolphins as the signature initiative of the Miami Dolphins Foundation's health pillar, the DCC is dedicated to improving people's lives through the financial support of innovative cancer research at Sylvester.

"Today's gift to Sylvester is an incredible demonstration of the growing commitment and community support that embodies the Dolphins Cancer Challenge," Sylvester Comprehensive Cancer Center Director Stephen D. Nimer, M.D., said. "The Miami Dolphins have been unparalleled partners in raising money to fund the recruitment of outstanding faculty and the transformational cancer research taking place at Sylvester. We are so grateful to the South Florida community that generates those funds by participating in the DCC; together our efforts provide hope to cancer patients throughout the region."

The Miami Dolphins and Dolphins Cancer Challenge supported the NFL's Crucial Catch campaign designed to raise awareness of early detection and risk reduction of cancers in their home opener vs. the Tennessee Titans. Sylvester Comprehensive Cancer Center serves as the presenting Sponsor of the Crucial Catch game and all fans attending the game received a Cancer Awareness wristband upon entry to Hard Rock Stadium.

Before the game, fans were invited to visit Crucial Catch activities on the NE and SE plazas. Sylvester invited Dolphins fans to write words of encouragement or the name of a person that has been touched by cancer on origami paper cranes in a beautiful hanging display based on old Japanese tradition that 1,000 paper cranes will bring good luck. The hanging cranes were displayed at Sylvester Comprehensive Cancer Center.

The DCC gifted the largest single donation an NFL franchise has presented to a charity at halftime. The halftime presentation featured 100 yards of Cancer Survivors in support of cancer research. Immediately following the check presentation, 40 cancer survivors and doctors from Sylvester took part in a "We Are Cancer Fighters" card tribute.

For more information, please visit www.dolphincancerchallenge.com.



MIAMI DOLPHINS IN THE COMMUNITY

MIAMI DOLPHINS COLLABORATE WITH FACEBOOK & ASBN TO LIVE STREAM HIGH SCHOOL FOOTBALL GAMES ACROSS MIAMI-DADE AND BROWARD COUNTIES

Miami, Fla. – The Miami Dolphins announced they are working with Facebook and ASBN to become the first NFL team to live stream high school football games on the social platform. The games, featuring teams from Miami-Dade and Broward counties, will be available to people on Watch, Facebook’s new platform for shows. Fans can add these games to their watchlist by following the [Miami Dolphins High School Live Show Page](#).

Prior to kickoff, the Dolphins also will stream “The Audible: Football Fridays,” a 30-minute program hosted by former Dolphins Kim Bokamper and Joe Rose. The social and interactive show promotes high school football in both counties, talks about the upcoming Dolphins game and is available on Facebook, Periscope and YouTube. The show’s earlier announced slate of games now features five rescheduled matchups due to Hurricane Irma.

The first streamed contest featured Deerfield Beach High School vs. St. Thomas Aquinas High School on Friday, Oct. 6 at 7 p.m. ET. Those tuning into the broadcast will hear analysis and discussion from correspondents and audience interaction will be encouraged via live chats.

“By working with Facebook and ASBN, the Miami Dolphins are once again proving to be innovative adaptors by bringing football and technology together,” Miami Dolphins Senior Vice President of Communications & Community Affairs Jason Jenkins said. “This program will further our mission of celebrating youth football in South Florida and now bring the stories of these coaches, players and teams to a national audience.”

MIAMI DOLPHINS HIGH SCHOOL LIVE & “THE AUDIBLE: FOOTBALL FRIDAYS” SCHEDULE

DATE	TIME	GAME	LOCATION
10/6	7 p.m.	Deerfield Beach at St. Thomas Aquinas	St. Thomas Aquinas
10/13	7 p.m.	American Heritage at Cardinal Gibbons	Cardinal Gibbons
10/20	7 p.m.	Miami Northwestern vs. Miami Central	Traz Powell Stadium
10/27	7 p.m.	Miramar at Western	Western
11/3	7 p.m.	Miramar at St. Thomas Aquinas	St. Thomas Aquinas



Joe Rose and Kim Bokamper host The Audible: Football Friday and were joined by Dolphins CB Jordan Lucas and SVP of Alumni Relations and Dolphins alumni Nat Moore




MIAMI DOLPHINS IN THE COMMUNITY

MIAMI DOLPHINS AND ROSS INITIATIVE IN SPORTS FOR EQUALITY (RISE) ANNOUNCE YOUTH PROGRAMS WEEK 7 AWARD WINNERS

Miami – The Miami Dolphins and the Ross Initiative in Sports for Equality (RISE) today announced their Week 7 award winners in a program designed to recognize the members of the community who have demonstrated their commitment to being leaders on and off the field.

Each week, the Dolphins identify a high school coach of the week, high school player of the week, youth player of the week and team mom of the week. Award recipients are presented with a plaque on the field during a Dolphins home game at Hard Rock Stadium and receive acknowledgement of their accomplishment in the game program and through the Dolphins’ and RISE’s social media platforms. They also receive tickets to a Miami Dolphins home game, access to the Dolphins/RISE pregame tailgate and a Dolphins/RISE T-shirt. For each home game, the Dolphins identify a team of the week and they will be on the field during the national anthem. The program concludes at the Dolphins-Patriots game on December 11 where the Dolphins will honor yearly award winners in all categories with the exception of the team of the year.



Youth Player of the Week Octavius Durden (Opa Locka Hurricanes 14U)

Week 7 Winners:

- High School Coach of the Week: **Max Edwards** from Miami Northwestern Senior High School. The Bulls improved to 5-1 on the season with a 16-7 win over Carol City. This was Coach Edwards’ first game coaching since being hospitalized two weeks ago in Bradenton prior to the Bulls matchup against IMG Academy.
- High School Player of the Week: **TJ Butler** from Plantation High School. Butler had five tackles and three interceptions as the Colonels upset previously unbeaten Western 34-26. This victory put the 6-1 Colonels in prime position to get the first wildcard spot or possibly engage in a three-team tiebreaker for the district title.
- Youth Player of the Week: **Octavius Durden** from the Opa Locka Hurricanes 14U of the National Youth Football League. Durden had three catches for 70 yards and one touchdown and added six tackles in a 12-0 shutout of the North Miami Tigers.
- Team Mom of the Week: **Sandra Cerezo** from the Dick Conley Steelers 8U of the Miami Xtreme Football League. Cerezo volunteers her love, sweat and tears to help the 8U division and every age group in the Dick Conley Steeler family. She goes above and beyond making sure her team’s books are in order. She assistances with new player sign ups and gives all the information to parents to help them understand what the players’ needs are for the year. Cerezo makes sure the team is run smoothly on a daily basis. She plans game day snacks, drinks and postgame meals for the players and coaches. Cerezo and another team mom came up with a great idea for the players to use cool towels during games to help keep our players cool and hydrated. She volunteers in the concession stand on a daily basis to raise money and also organizes fundraisers for players who would not otherwise have the proper gear to play.
- Team of the Week: **Cooper City High School**. The Cowboys are part of the RISE Leadership Program, designed to empower sports administrators, coaches and athletes to be leaders in discussing and addressing matters of racism, prejudice, diversity and inclusivity within their teams, schools and communities. The multifaceted program increases awareness, builds skills and creates safe spaces to have difficult conversations. Participants learn about the history of race and sports, the power of sports to drive change and how they can become leaders in improving race relations.



(L-R) Plantation HS Resource Officer Shawn Gilligan, HSPOW TJ Butler, Head Coach Steve Davis, Dolphins Youth Programs Manager Troy Drayton



High School Coach of the Week Max Edwards (Miami Northwestern Senior High School)



Team Mom of the Week Sandra Cerezo (Dick Conley Steelers 8U)



DOLPHINS RADIO

CEFALO, GRIESE, ROSE AND BOKAMPER RETURN ON MIAMI DOLPHINS RADIO NETWORK IN 2017

On May 19, 2016, the Miami Dolphins announced a multi-year radio broadcast rights partnership with Miami's Sportsradio 560 WQAM, with the station becoming the official English flagship radio partner of the franchise. In addition, all Dolphins games are simulcast on KISS 99.9 FM "South Florida's NEW Country" and feature expanded pre-, halftime and postgame shows. The games also can be heard on Dolphins.com and throughout South and Central Florida on a variety of stations that make up the Miami Dolphins Radio Network.

The Dolphins previously had their games broadcast on Miami's Sportsradio 560 WQAM during the 1997-2004 and 2007-09 seasons.



As part of the agreement, Sportsradio 560 WQAM has the English radio broadcast rights for all preseason, regular season and playoff games. Dolphins fans who tune into Miami's Sportsradio 560 WQAM have the opportunity to listen to live broadcasts of Head Coach Adam Gase's day-after-game press conferences and "Dolphins Friday," a day of Dolphins-centric content on the station featuring interviews with players, coaches and team executives. Additionally, CBS Radio Miami promotes Miami Dolphins Foundation and community initiatives across multiple platforms.



Bob Griese, Joe Rose and Jimmy Cefalo



The preseason English radio broadcast team on Sportsradio 560 WQAM consists of three Dolphins alumni in the booth. Former wide receiver Jimmy Cefalo handles the play-by-play duties with former tight end Joe Rose and, for select games, former Hall of Fame defensive end Jason Taylor providing the game analysis. During the regular season, Cefalo and Rose are joined by former Hall of Fame quarterback Bob Griese serving as an analyst with former Dolphins Pro Bowl linebacker/defensive end Kim Bokamper reporting from the sidelines.



Univision Deportes Radio 1140 AM is the Dolphins official Spanish radio broadcast partner for all preseason, regular season and playoff games. Raul Striker Jr. handles play-by-play duties with Eduardo Martell as a color analyst. WQBA 1140 AM additionally airs a pregame show and postgame show.

The following is a list of radio stations on The Miami Dolphins Radio Network in 2017 (as of printing):

2017 MIAMI DOLPHINS RADIO NETWORKS

LOCATION	NETWORK	LOCATION	NETWORK
Fort Lauderdale	WQAM 560 AM	Miami	KISS 99.9 FM
Fort Lauderdale	KISS 99.9 FM	Miami	WQBA 1140 AM
Fort Lauderdale (Spanish)	WQBA 1140 AM	Orlando	ESPN 580 AM
Fort Myers	WRXK 96.1 FM	Port St. Lucie	WPSL AM 1590
Key West	WKWF 1600 AM	West Palm Beach	ESPN 106.3 FM
Miami	WQAM 560 AM	West Palm Beach	ESPN Deportes 760 AM (Spanish)
Miami	WQAM 560 AM	West Palm Beach	ESPN Deportes 760 AM (Spanish)



HALL OF FAME DEFENSIVE END/LINEBACKER JASON TAYLOR

Defensive end Jason Taylor was elected to the Pro Football Hall of Fame on Feb. 4, 2017 and inducted into the Hall of Fame on Aug. 5, 2017.

JASON TAYLOR BY THE NUMBERS

- 2** One of two Dolphins defenders to be elected to the Hall of Fame, joining Nick Buoniconti.
- 3** First-team All-Pro selections (2000, 2002, 2006). He also earned a second-team All-Pro selection in 2001.
- 5** One of five Dolphins to be elected to the Hall of Fame in his first year of eligibility, joining Don Shula, Dan Marino, Jim Langer and Paul Warfield.
- 6** Pro Bowl selections in his career (2000, 2002, 2004-07).
- 6** Number of double-digit sack seasons in his 15-year NFL career.
- 9** Touchdowns scored in his career - all with Miami. Six were scored via fumble return and the other three were on interception returns. It's the highest number of touchdowns in NFL history by a player who was primarily a defensive lineman or linebacker.
- 10** One of 10 defensive linemen to ever be elected to the Hall of Fame in his first year of eligibility, joining Joe Greene, Deacon Jones, Bob Lilly, Gino Marchetti, Merlin Olsen, Warren Sapp, Bruce Smith, Randy White and Reggie White.
- 11.5** The most number of career sacks he had on an individual quarterback, New England's Tom Brady.
- 26** Number of multi-sack games in his 15-year NFL career.
- 29** Number of opponent fumble recoveries in his career, tying the NFL record with Jim Marshall.
- 30** Total number of teams he recorded at least 0.5 sack against in his career. The only two teams he didn't record a sack against were Kansas City and the New York Giants.
- 70** Total number of different quarterbacks that he sacked in his 15-year NFL career.
- 99** Total passes defended, the most by an NFL defensive lineman since the stat became official in 1994.
- 139.5** Total number of sacks in his 15-year NFL career, which is a Dolphins team record and ranks No. 7 in NFL history.
- 2006** The year he won the NFL's Defensive Player of the Year award when he recorded 13.5 sacks, nine forced fumbles, two fumble recoveries and two interceptions.
- 2007** The year he won the NFL's Walter Payton Man of the Year Award, the only league honor that recognizes both on-field and off-field contributions.





DEPTH CHART

OFFENSE

POS	NO	NAME (GP/GS)	NO	NAME (GP/GS)	NO	NAME (GP/GS)	NO	NAME (GP/GS)
WR	10	Kenny Stills (6/6)	88	Leonte Carroo (6/0)				
LT	67	Laremy Tunsil (6/6)	79	Sam Young (0/0)				
LG	65	Anthony Steen (6/6)	77	Jesse Davis (6/0)				
C	51	Mike Pouncey (6/6)	64	Jake Brendel (6/0)				
RG	74	Jermon Bushrod (6/6)	68	Isaac Asiata (0/0)				
RT	70	Ja'Wuan James (6/6)						
TE	89	Julius Thomas (6/5)	80	Anthony Fasano (6/3)	48	MarQueis Gray (6/0)		
QB	6	Jay Cutler (6/6)	8	Matt Moore (1/0)				
RB	23	Jay Ajayi (6/6)	26	Damien Williams (6/0)	32	Kenyan Drake (6/0)	34	Senorise Perry (6/0)
WR	14	Jarvis Landry (6/6)						
WR	11	*DeVante Parker (4/4)	19	Jakeem Grant (6/0)				

DEFENSE

POS	NO	NAME (GP/GS)	NO	NAME (GP/GS)	NO	NAME (GP/GS)	NO	NAME (GP/GS)
DE	50	Andre Branch (6/6)	90	<u>Charles Harris (6/0)</u>	78	Terrence Fede (6/0)		
DT	93	Ndamukong Suh (6/6)	56	<u>Davon Godchaux (6/3)</u>				
DT	97	Jordan Phillips (3/3)	96	<u>Vincent Taylor (5/0)</u>				
DE	91	Cameron Wake (6/6)	95	William Hayes (6/0)				
LB	47	Kiko Alonso (6/6)	44	Stephone Anthony (1/0)				
LB	58	Rey Mauluga (3/2)	45	Mike Hull (6/3)				
LB	94	Lawrence Timmons (4/4)	59	<u>Chase Allen (6/1)</u>				
CB	<u>30</u>	<u>Cordrea Tankersley (4/4)</u>	41	Byron Maxwell (2/2)	28	Bobby McCain (6/2)	35	Walt Aikens (6/0)
CB	25	Xavien Howard (6/6)	42	Alterraun Verner (6/0)	<u>33</u>	<u>Torry McTyer (1/0)</u>		
S	20	Reshad Jones (6/6)	31	Michael Thomas (6/0)	21	Jordan Lucas (3/0)		
S	29	Nate Allen (6/6)	27	Maurice Smith (3/0)				

SPECIAL TEAMS

POS	NO	NAME (GP/GS)	NO	NAME (GP/GS)	NO	NAME (GP/GS)	NO	NAME (GP/GS)
K	1	Cody Parkey (6/0)						
P	<u>16</u>	<u>Matt Haack (6/0)</u>						
KO	1	Cody Parkey (6/0)	<u>16</u>	<u>Matt Haack (6/0)</u>				
H	<u>16</u>	<u>Matt Haack (6/0)</u>						
LS	92	John Denney (6/0)						
KOR	19	Jakeem Grant (6/0)	32	Kenyan Drake (6/0)	26	Damien Williams (6/0)	34	Senorise Perry (6/0)
PR	19	Jakeem Grant (6/0)	32	Kenyan Drake (6/0)				

*Underlined players are rookies
* Did not play last week due to injury*



PROJECTED CONTRIBUTORS: OFFENSE

QB	6		JAY CUTLER 6-3 231 VANDERBILT <ul style="list-style-type: none"> • LAST GAME: vs. N.Y. Jets (10/22): 12-of-16 (75.0 pct.) for 138 yds., 2 TDs. • Has 23 fourth-quarterback comebacks in his career, including two this yr. • Win in Week 6 was Cutler's largest comeback in his career (17 points). • His 215 career TD passes are ninth among active NFL quarterbacks. 	MATT MOORE 6-3 219 QB 8 <ul style="list-style-type: none"> • Is 223-of-350 (63.7 pct.) for 2,754 yds., 21 TDs, 9 INTs and a 97.3 rating in past 13 starts, dating back to 2011 (incl. postseason). • Second in NFL with 118.8 passer rating in the red zone in 2016 (min. 6 attempts). 	
RB	23		JAY AJAYI 6-0 223 BOISE STATE <ul style="list-style-type: none"> • LAST GAME: vs. N.Y. Jets (10/22): 23 att. for 51 yds. (2.2 avg.) • Totaled the sixth 100-yard game of his career in Week 6 at Atlanta. • His 1,272 rushing yards in 2016 were third in team history. • Selected to play in his first Pro Bowl following the 2016 season. 	DAMIEN WILLIAMS 5-11 224 RB 26 <ul style="list-style-type: none"> • Had 6 TDs in 2016 (three rushing and three receiving), which shattered his previous career best of one. • His 249 receiving yards were fifth-most and his 23 receptions were sixth-best on the team in 2016. 	
WR	14		JARVIS LANDRY 5-11 208 LSU <ul style="list-style-type: none"> • LAST GAME: vs. N.Y. Jets (10/22): 7 rec. for 93 yds. (13.3 avg.) and 1 TD. • Needs 10 receptions to set NFL record for most catches in first 4 yrs of career. • Has TD receptions in three straight games (longest streak of his career). • Is one of six Dolphins to ever post back-to-back 1,000-yard receiving seasons. 	KENYAN DRAKE 6-1 211 RB 32 <ul style="list-style-type: none"> • In 2016, became first Dolphins player with two kickoff returns for 70-plus yards since Ted Ginn in 2009. • His three career touchdowns were from 96 (kickoff), 45 (rushing) and 7 (rushing) yards out. 	
WR	10		KENNY STILLS 6-1 196 OKLAHOMA <ul style="list-style-type: none"> • LAST GAME: vs. N.Y. Jets (10/22): 6 rec. for 85 yds. (14.2 avg.) and 2 TDs. • Leads team with four receiving TDs and had two last week vs. N.Y. Jets. • Set a new career high with nine touchdowns last season. • Fourth in the NFL with a 16.3 receiving avg. since 2013. 	SENIORISE PERRY 6-0 210 RB 34 <ul style="list-style-type: none"> • Partially blocked a punt in the season opener at L.A. Chargers. • Spent 11 games on Dolphins practice squad in 2016. • Has 12 career special teams tackles. 	
WR	11		DeVANTE PARKER 6-3 212 LOUISVILLE <ul style="list-style-type: none"> • LAST GAME: vs. N.Y. Jets (10/22): Inactive due to injury. • Is third on the team with 236 receiving yards in just four games. • Has 50 rec. for 677 yards (13.5 avg.) and 4 TDs in past 11 reg. season gms. • Averages 14.6 yards per reception during his career. 	LEONTE CARROO 6-1 215 WR 88 <ul style="list-style-type: none"> • Had a 21-yard reception last week vs. the N.Y. Jets, the longest of his career. • Caught first career touchdown on a 15-yard reception vs. San Francisco on 11/27/16. • Selected in the third round of the 2016 NFL draft. 	
TE	89		JULIUS THOMAS 6-5 262 PORTLAND STATE <ul style="list-style-type: none"> • LAST GAME: vs. N.Y. Jets (10/22): 3 rec. for 58 yds. (19.3 avg.) • Is third among tight ends with 33 TD receptions since 2013. • Caught a TD in four straight games last year. • Tied for NFL TE lead with 12 TD receptions in 2014. 	JAKEEM GRANT 5-7 169 WR 19 <ul style="list-style-type: none"> • Caught four passes for 141 yds. (35.3 avg.) including a 65-yard TD in final preseason game at Minnesota (8/31). • Shifted from slot to outside receiver in 2017. • Made his first career catch in Week 3 at N.Y. Jets. 	
LT	67		LAREMY TUNSIL 6-5 318 MISSISSIPPI <ul style="list-style-type: none"> • LAST GAME: vs. N.Y. Jets (10/22): Started at left tackle. • Became first player in team history to start at least one game at both guard and tackle in his rookie season in 2016. • Allowed just 1.5 sacks in 14 games as a rookie in 2016. 	ANTHONY FASANO 6-4 258 TE 80 <ul style="list-style-type: none"> • Among all-time Dolphins tight ends leaders, he is second in TDs (24), third in receptions (180) and third in receiving yds. (2,129). • Started 79 games in 5 seasons with Miami (2008-12, 2017). • Played in 44 consecutive games dating back to 2014. 	
LG	65		ANTHONY STEEN 6-4 320 ALABAMA <ul style="list-style-type: none"> • LAST GAME: vs. N.Y. Jets (10/22): Started at left guard. • Started at left guard for the first time in his career in Week 2 at LAC. • Started seven games at center in 2016. • Committed just two penalties and did not allow a sack in 2016. 	MARQUEIS GRAY 6-4 263 TE 48 <ul style="list-style-type: none"> • Started in the AFC Wild Card game at Pittsburgh last year. • Has played in 51 career games with 14 starts for Cleveland (2013), Minnesota (2014), Buffalo (2014-15) and Miami (2016-17). 	
C	51		MIKE POUNCEY 6-5 298 FLORIDA <ul style="list-style-type: none"> • LAST GAME: vs. N.Y. Jets (10/22): Started at center. • Team is 8-3 and averages 114.7 rushing yards per game in his 11 games played from 2016-17. • Three-time Pro Bowl selection (2013-15) 		
RG	74		JERMON BUSHROD 6-5 318 TOWSON <ul style="list-style-type: none"> • LAST GAME: vs. N.Y. Jets (10/22): Started at right guard. • Played in 130 career games with 118 starts. • Allowed just two penalties and no sacks in his past nine games. • Two-time Pro Bowl selection (2011 and 2012). 		
RT	70		JA'WAN JAMES 6-6 307 TENNESSEE <ul style="list-style-type: none"> • LAST GAME: vs. N.Y. Jets (10/22): Started at right tackle. • Started 22 straight games at right tackle. • Has allowed just two sacks in the past 17 regular season games. • Was a first-round pick (19th overall) by Miami in the 2014 NFL draft. 		



PROJECTED CONTRIBUTORS: DEFENSE

DE 91



CAMERON WAKE | 6-3 | 263 | PENN STATE

- **LAST GAME:** vs. N.Y. Jets (10/22): 4 tackles (3 solo), 2.5 sacks, 3 QBHs.
- Second in Dolphins history with 87.5 career sacks.
- Since Week 6 of 2016, he leads the NFL in sacks (16.5).
- Five-time Pro Bowl selection (2010, 2012-14, 2016).

DT 93



NDAMUKONG SUH | 6-4 | 305 | NEBRASKA

- **LAST GAME:** vs. N.Y. Jets (10/22): 2 assisted tackles, 0.5 sack, 2 QBHs.
- Second-most sacks by an NFL defensive tackle since 2010 (49.5).
- Set a career high with 72 tackles (41 solo) last year.
- Five-time Pro Bowl selection (2010, 2012-14, 2016).

DT 97



JORDAN PHILLIPS | 6-6 | 335 | OKLAHOMA

- **LAST GAME:** vs. N.Y. Jets (10/22): Played but did not record any stats.
- Played a pivotal role on four turnovers or scoring plays last year, providing pressure on a Steelers interception, causing havoc on a Seahawks fumble, blocking an Arizona PAT and recording an interception vs. the N.Y. Jets.

DE 50



ANDRE BRANCH | 6-5 | 263 | CLEMSON

- **LAST GAME:** vs. N.Y. Jets (10/22): 2 tackles (1 solo).
- Has 48 tackles (30 solo), 7.5 sacks, 15 QBHs, 1 FF and 9 TFLs since being inserted as a starter in Week 6 last year.
- Set a career high with 49 tackles (27 solo) in 2016.

LB 47



KIKO ALONSO | 6-3 | 239 | OREGON

- **LAST GAME:** vs. N.Y. Jets (10/22): 4 solo tackles.
- Hit QB Matt Cassel to force fumble that was returned for a TD in Week 5.
- Ninth in the AFC with 115 total tackles (69 solo) in 2016.
- Moved from middle linebacker to outside linebacker in 2017.

LB 58



REY MAUALUGA | 6-2 | 258 | USC

- **LAST GAME:** vs. N.Y. Jets (10/22): 3 tackles (2 solo).
- Made his Dolphins debut and got the start in Week 4 vs. New Orleans in London.
- Played in 117 career games with 106 starts.
- Recorded career totals of 589 tackles, 4 sacks, 7 interceptions and 6 FFs.

LB 94



LAWRENCE TIMMONS | 6-1 | 242 | FLORIDA STATE

- **LAST GAME:** vs. N.Y. Jets (10/22): 3 solo tackles, 1 TFL.
- Is second on team with 24 tackles since he began playing in Week 4.
- Was tied for 10th in the AFC with 114 tackles (78 solo) in 2016.
- One Pro Bowl selection (2014).

CB 30



CORDREA TANKERSLEY | 6-1 | 196 | CLEMSON

- **LAST GAME:** vs. N.Y. Jets (10/22): 2 tackles (1 solo).
- Made his NFL debut and got the start in Week 4 vs. New Orleans in London.
- Deflected QB Matt Ryan's pass that resulted in game-ending interception by S Reshad Jones in Week 6 win at Atlanta.

CB 25



XAVIEN HOWARD | 6-1 | 198 | BAYLOR

- **LAST GAME:** vs. N.Y. Jets (10/22): 2 tackles (1 solo), 1 PD.
- Recorded first career interception in the 2016 AFC Wild Card game at Pittsburgh.
- Has started all six games at cornerback this year.

S 20



RESHAD JONES | 6-1 | 223 | GEORGIA

- **LAST GAME:** vs. N.Y. Jets (10/22): 7 solo tackles, 1 PD.
- Sealed win with game-ending interception of QB Matt Ryan in Week 6.
- Returned a fumble 38 yards for a touchdown in Week 5 vs. Tennessee.
- One Pro Bowl selection (2015).

S 29



NATE ALLEN | 6-1 | 214 | SOUTH FLORIDA

- **LAST GAME:** vs. N.Y. Jets (10/22): 3 tackles (1 solo), 1 PD.
- Played in 14 games with four starts for Oakland in 2016.
- Has 13 career interceptions and 35 passes defended in 99 games played.
- Signed with the Dolphins as an unrestricted free agent (Oak.) on 3/10/17.

WILLIAM HAYES | 6-3 | 278

DE 95



- Among active NFL defensive linemen, ranks tied for No. 17 in tackles (324), tied for No. 17 in games played (130) and No. 23 in sacks (35.5).
- Started 25 games in 2015-16 with the Rams.
- Acquired in a trade with L.A. Rams on 3/10.

CHARLES HARRIS | 6-3 | 250

DT 90



- Recorded his first career sack on critical third down in the fourth quarter of Week 5 win vs. Tennessee.
- First-round draft pick (22nd overall) out of Missouri.
- Two-time second-team All-SEC honoree.

DAVON GODCHAUX | 6-3 | 305

DE 56



- Forced the first fumble of his career in Week 5 vs. Tennessee.
- 2017 fifth-round pick who played in 37 collegiate games with 34 starts and recorded 145 tackles (51 solo), 12.5 sacks and two FFs at LSU.

MIKE HULL | 6-0 | 232

LB 45



- Started the first three games of the season.
- Totaled 19 tackles (12 solo) in his three starts, which led the team in that span.
- Finished 3rd in the NFL with 18 special teams stops in 2016.

BYRON MAXWELL | 6-1 | 203

CB 41



- Set Dolphins record in 2016 for most forced fumbles by a defensive back (4).
- Had a career-high 15 passes defended in 2016, most by a Dolphin since 2008.
- Won Super Bowl XLVIII as a member of the Seahawks.

ALTERRAUN VERNER | 5-10 | 187

CB 42



- Signed by the Dolphins on 7/25/17.
- Played in 116 career games with 70 starts for Tennessee (2010-13), Tampa Bay (2014-16) and Miami (2017).
- Selected to the Pro Bowl following the 2013 season.

BOBBY McCAIN | 5-11 | 192

CB 28



- Picked off N.Y. Jets QB Josh McCown with 47 seconds left last week to set up game-winning field goal.
- Primarily a nickel/slot cornerback.
- Played in all 38 games of his NFL career with 14 starts.

MICHAEL THOMAS | 5-11 | 195

S 31



- Tied for the NFL lead with 19 special teams tackles in 2016.
- Third in the NFL with 46 special teams tackles since 2014.
- Totaled 123 career tackles (93 solo), 1 sack & 1 INT.



2017 MIAMI DOLPHINS TRANSACTIONS (as of October 22, 2017)

DATE	POS.	PLAYER/COACH	TRANSACTION	DATE	POS.	PLAYER/COACH	TRANSACTION
January 10	LB	Lamin Barrow	Signed to futures contract	May 5	DE	Cameron Malveaux	Signed as Undrafted College Free Agent
January 10	CB	Daniel Davie	Signed to futures contract	May 5	DE	Praise Martin-Oguike	Signed as Undrafted College Free Agent
January 10	G/T	Jesse Davis	Signed to futures contract	May 5	CB	Torry McTyler	Signed as Undrafted College Free Agent
January 10	QB	Brandon Doughty	Signed to futures contract	May 5	WR	Drew Morgan	Signed as Undrafted College Free Agent
January 10	RB	Storm Johnson	Signed to futures contract	May 5	WR	Francis Owusu	Signed as Undrafted College Free Agent
January 10	LB	Deon Lacey	Signed to futures contract	May 5	DE	Joby Saint Fleur	Signed as Undrafted College Free Agent
January 10	DE	Arthur Miley	Signed to futures contract	May 5	RB	De'Veon Smith	Signed as Undrafted College Free Agent
January 10	TE	Chris Pantale	Signed to futures contract	May 5	T	Eric Smith	Signed as Undrafted College Free Agent
January 10	RB	Senorise Perry	Signed to futures contract	May 5	S	Maurice Smith	Signed as Undrafted College Free Agent
January 10	T	Terry Poole	Signed to futures contract	May 5	WR	Damore'ea Stringfellow	Signed as Undrafted College Free Agent
January 10	DE	Julius Warmsley	Signed to futures contract	May 5	LB	Raekwon McMillan	Signed (D2, '17)
January 10	LB	Brandon Watts	Signed to futures contract	May 5	CB	Cordrea Tankersley	Signed (D3, '17)
January 12	DT	Lawrence Okoye	Signed to futures contract	May 5	G	Isaac Asiata	Signed (D5a, '17)
January 12		Matt Burke	Named Defensive Coordinator	May 5	DT	Vincent Taylor	Signed (D6, '17)
January 19		Darren Rizzi	Promoted to Associate Head Coach/Sp. Teams Coord.	May 5	WR	Isaiah Ford	Signed (D7, '17)
January 19		Chris Kuper	Promoted to Assistant Offensive Line Coach	May 11	RB	Damien Williams	Signed Restricted Free Agent Tender
January 19		Frank Bush	Named Assistant Head Coach/Linebackers Coach	May 16	DT	Davon Godchaux	Signed (D5b, '17)
February 10		Josh Grizzard	Named Offensive Quality Control	May 24	DE	Charles Harris	Signed (D1, '17)
February 10		Andre Carter	Named Assistant Defensive Line Coach	June 8	WR	Mitch Mathews	Signed as FA
February 10		Chris Foerster	Promoted to Run Game Coord./Offensive Line Coach	July 21	RB	De'Veon Smith	Placed on Active/Physically Unable to Perform List
February 16	DE	Mario Williams	Released	July 21	T	Eric Smith	Placed on Active/Physically Unable to Perform List
February 16	DT	Earl Mitchell	Released	July 25	CB	Alterraun Verner	Signed as FA
February 16	CB	Ifo Ekpre-Olomu	Waived	July 25	LB	Koa Misi	Placed on Reserve/Injured List
February 18	DE	Cameron Wake	Signed Contract Extension	July 27	WR	Rashawn Scott	Placed on Active/Physically Unable to Perform List
February 21	LS	Winston Chapman	Signed as FA	July 27	S	Reshad Jones	Placed on Active/Non-Football Injury List
March 8	CB	Lafayette Pitts	Placed Exclusive Rights Tender	July 27	T	Avery Young	Placed on Active/Non-Football Injury List
March 8	C/G	Anthony Steen	Placed Exclusive Rights Tender	July 27	RB	De'Veon Smith	Activated from Active/Physically Unable to Perform List
March 8	LB	Mike Hull	Placed Exclusive Rights Tender	July 27	T	Eric Smith	Activated from Active/Physically Unable to Perform List
March 8	TE	Thomas Duarte	Placed Exclusive Rights Tender	July 30	WR	Jordan Westerkamp	Signed as FA
March 8	WR	Kenny Stills	Re-Signed	July 30	LB	Lamin Barrow	Waived/Injured
March 9	LB	Kiko Alonso	Placed First Round Restricted Free Agent Tender	Aug. 2	S	Reshad Jones	Activated from Active/Non-Football Injury List
March 9	RB	Damien Williams	Placed Original Round Restricted Free Agents Tender	Aug. 4	T	Kwayde Miller	Signed as FA
March 9	S	Michael Thomas	Placed Original Round Restricted Free Agents Tender	Aug. 4	T	Avery Young	Activated from Active/Non-Football Injury List
March 9	DE	Nick Williams	Restructured Contract	Aug. 5	T	Terry Poole	Waived
March 9	TE	Julius Thomas	Acquired by Miami in Trade (Jax.)	Aug. 5	G	Isame Faciane	Signed as FA
March 9	T	Branden Albert	Traded (Jax.)	Aug. 7	QB	Jay Cutler	Signed as FA
March 9	TE	Anthony Fasano	Signed as UFA (Ten.)	Aug. 7	DE	Arthur Miley	Waived
March 9	S	Reshad Jones	Signed Contract Extension	Aug. 12	LB	Junior Sylvestre	Signed as FA
March 10	DE	Andre Branch	Re-Signed	Aug. 12	QB	Ryan Tannehill	Placed on Reserve/Injured List
March 10	LS	John Denney	Re-Signed	Aug. 15	WR	Trey Griffey	Signed as FA
March 10	S	Isa Abdul-Quddus	Waived/Failed Physical	Aug. 15	T	Sean Hickey	Signed as FA
March 10	LB	Lawrence Timmons	Signed as UFA (Pit.)	Aug. 15	WR	Rashad Lawrence	Signed as FA
March 10	S	Nate Allen	Signed as UFA (Oak.)	Aug. 15	T	Kwayde Miller	Waived
March 10	DE	William Hayes	Acquired by Miami in Trade (LAR)	Aug. 15	WR	Francis Owusu	Waived/Injured
March 10	C/G	Ted Larsen	Signed as UFA (Chi.)	Aug. 15	WR	Jordan Westerkamp	Waived/Injury Settlement
March 16	G/T	Jermon Bushrod	Re-Signed	Aug. 18	WR	Isaiah Ford	Waived/Injured
March 21	LB	Kiko Alonso	Signed Contract Extension	Aug. 18	WR	Francis Owusu	Waived/Injury Settlement
March 22	T	Avery Young	Signed as FA	Aug. 19	LB	Rey Maualuga	Signed as FA
March 22	CB	Daniel Davie	Waived/Non-Football Injury	Aug. 26	C/G	Kraig Urbik	Released/Injury Settlement
March 31	S	T.J. McDonald	Signed as UFA (LAR)	Sept. 2	S	T.J. McDonald	Signed contract extension
March 31	DE	Dion Jordan	Waived/Failed Physical	Sept. 2	CB	Tony Lippett	Placed on Reserve/Injured List
April 5	QB	David Fales	Signed as FA	Sept. 2	LB	Raekwon McMillan	Placed on Reserve/Injured List
April 13	TE	Thomas Duarte	Signed Exclusive Rights Tender	Sept. 2	S	T.J. McDonald	Placed on Reserve/Suspended List
April 13	CB	Lafayette Pitts	Signed Exclusive Rights Tender	Sept. 2	WR	Rashawn Scott	Placed on Reserve/Physically Unable to Perform List
April 17	LB	Mike Hull	Signed Exclusive Rights Tender	Sept. 2	DE	Nick Williams	Released
April 17	C/G	Anthony Steen	Signed Exclusive Rights Tender	Sept. 2	T	Sam Young	Released
April 17	S	Michael Thomas	Signed Restricted Free Agent Tender	Sept. 2	LB	Neville Hewitt	Waived/Injured
April 27	DE	Charles Harris	Selected in NFL draft - D1, '17	Sept. 2	LB	Brandon Watts	Waived/Injured
April 28	LB	Raekwon McMillan	Selected in NFL draft - D2, '17	Sept. 2	LS	Winston Chapman	Waived
April 28	CB	Cordrea Tankersley	Selected in NFL draft - D3, '17	Sept. 2	P	Matt Darr	Waived
April 29	G	Isaac Asiata	Selected in NFL draft - D5a, '17	Sept. 2	QB	Brandon Doughty	Waived
April 29	DT	Davon Godchaux	Selected in NFL draft - D5b, '17	Sept. 2	TE	Thomas Duarte	Waived
April 29	DT	Vincent Taylor	Selected in NFL draft - D6, '17	Sept. 2	G	Isame Faciane	Waived
April 29	WR	Isaiah Ford	Selected in NFL draft - D7, '17	Sept. 2	QB	David Fales	Waived
May 1	T	Ja'Wuan James	Team Exercises Fifth-Year Option	Sept. 2	WR	Trey Griffey	Waived
May 5	LB	Chase Allen	Signed as Undrafted College Free Agent	Sept. 2	S	A.J. Hendy	Waived
May 5	P	Matt Haack	Signed as Undrafted College Free Agent	Sept. 2	T	Sean Hickey	Waived
May 5	CB	Larry Hope	Signed as Undrafted College Free Agent	Sept. 2	CB	Larry Hope	Waived
May 5	WR	Malcolm Lewis	Signed as Undrafted College Free Agent	Sept. 2	RB	Storm Johnson	Waived



2017 MIAMI DOLPHINS TRANSACTIONS (as of October 22, 2017)

DATE	POS.	PLAYER/COACH	TRANSACTION
Sept. 2	LB	Deon Lacey	Waived
Sept. 2	WR	Rashad Lawrence	Waived
Sept. 2	WR	Malcolm Lewis	Waived
Sept. 2	CB	Jordan Lucas	Waived
Sept. 2	DE	Cameron Malveaux	Waived
Sept. 2	DE	Praise Martin-Oguike	Waived
Sept. 2	WR	Mitch Mathews	Waived
Sept. 2	WR	Drew Morgan	Waived
Sept. 2	DT	Lawrence Okoye	Waived
Sept. 2	TE	Chris Pantale	Waived
Sept. 2	CB	Lafayette Pitts	Waived
Sept. 2	DE	Joby Saint Fleur	Waived
Sept. 2	RB	De'Veon Smith	Waived
Sept. 2	WR	Damone'ea Stringellow	Waived
Sept. 2	LB	Junior Sylvestre	Waived
Sept. 2	DE	Julius Warmesley	Waived
Sept. 2	T	Avery Young	Waived
Sept. 3	K	Cody Parkey	Acquired from waivers (Cle.)
Sept. 3	LB	Justin March-Lillard	Acquired from waivers (K.C.)
Sept. 3	K	Andrew Franks	Waived
Sept. 3	LB	Trevor Reilly	Waived
Sept. 3	QB	Brandon Doughty	Signed to practice squad
Sept. 3	TE	Thomas Duarte	Signed to practice squad
Sept. 3	T	Sean Hickey	Signed to practice squad
Sept. 3	WR	Malcolm Lewis	Signed to practice squad
Sept. 3	CB	Jordan Lucas	Signed to practice squad
Sept. 3	DE	Cameron Malveaux	Signed to practice squad
Sept. 3	WR	Drew Morgan	Signed to practice squad
Sept. 3	RB	De'Veon Smith	Signed to practice squad
Sept. 4	C/G	Ted Larsen	Placed on Reserve/Injured List
Sept. 4	T	Sam Young	Signed as FA
Sept. 4	DT	Gabe Wright	Signed to practice squad
Sept. 4	LB	Trevor Reilly	Signed to practice squad
Sept. 19	LB	Lawrence Timmons	Placed on Reserve/Suspended by Club List
Sept. 19	LB	Stephone Anthony	Acquired by Miami in Trade (NO)
Sept. 26	LB	Lawrence Timmons	Reinstated
Sept. 26	LB	Justin March-Lillard	Waived
Oct. 3	T	Eric Smith	Placed on Reserve/Injured List
Oct. 3	CB/S	Jordan Lucas	Signed to Active Roster from Practice Squad
Oct. 3	WR	Kolby Listenbee	Signed to practice squad
Oct. 9		Chris Foerster	Resigned
Oct. 9	LB	Neville Hewitt	Signed to practice squad
Oct. 9	LB	Trevor Reilly	Released from practice squad
Oct. 11		Dave DeGuglielmo	Named Senior Offensive Assistant



2017 MIAMI DOLPHINS NUMERICAL ROSTER

(as of October 22, 2017 - visit Dolphins.com for most up-to-date roster)

No.	Name	Pos.	Ht.	Wt.	Birthdate	Exp.	College	Hometown	How Acq.	Date Placed
1	Cody Parkey	K	6-0	190	2/19/92	3	Auburn '14	Jupiter, Fla.	Wai., '17 (Cle.)	
6	Jay Cutler	QB	6-3	231	4/29/83	12	Vanderbilt '06	Santa Claus, Ind.	FA, '17	
8	Matt Moore	QB	6-3	219	8/9/84	11	Oregon State '07	Newhall, Calif.	UFA, '11 (Car.)	
10	Kenny Stills	WR	6-1	196	4/22/92	5	Oklahoma '13	Carlsbad, Calif.	T, '15 (N.O.)	
11	DeVante Parker	WR	6-3	212	1/20/93	3	Louisville '15	Louisville, Ky.	D1, '15	
14	Jarvis Landry	WR	5-11	208	11/28/92	4	LSU '14	Lutcher, La.	D2, '14	
16	Matt Haack	P	6-0	205	7/25/94	R	Arizona State '17	West Des Moines, Iowa	FA, '17	
19	Jakeem Grant	WR	5-7	169	10/30/92	2	Texas Tech '16	Mesquite, Texas	D6a, '16	
20	Reshad Jones	S	6-1	223	2/25/88	8	Georgia '10	Atlanta, Ga.	D5b, '10	
21	Jordan Lucas	CB/S	6-0	202	8/2/93	2	Penn State '16	New Rochelle, N.Y.	D6b, '16	
23	Jay Ajayi	RB	6-0	223	6/15/93	3	Boise State '15	Plano, Texas	D5b, '15	
25	Xavier Howard	CB	6-1	196	7/4/93	2	Baylor '16	Houston, Texas	D2, '16	
26	Damien Williams	RB	5-11	224	4/3/92	4	Oklahoma '14	San Diego, Calif.	FA, '14	
27	Maurice Smith	S	6-0	197	6/14/95	R	Georgia '17	Sugar Land, Texas	FA, '17	
28	Bobby McCain	CB	5-11	192	8/18/93	3	Memphis '15	Oxford, Ala.	D5a, '15	
29	Nate Allen	S	6-1	214	11/30/87	8	South Florida '10	Cape Coral, Fla.	UFA, '17 (Oak.)	
30	Cordeia Tankersley	CB	6-1	196	11/19/93	R	Clemson '17	Beech Island, S.C.	D3, '17	
31	Michael Thomas	S	5-11	195	3/17/90	5	Stanford '12	Houston, Texas	FA, '13	
32	Kenyan Drake	RB	6-1	211	1/26/94	2	Alabama '16	Powder Springs, Ga.	D3a, '16	
33	Torry McTyer	CB	5-11	184	4/10/95	R	UNLV '17	Los Angeles, Calif.	FA, '17	
34	Seniorise Perry	RB	6-0	210	9/19/91	3	Louisville '14	Summerville, Ga.	FA, '16	
35	Walt Aikens	CB/S	6-1	212	6/19/91	4	Liberty '14	Charlotte, N.C.	D4, '14	
41	Byron Maxwell	CB	6-1	198	2/23/88	7	Clemson '11	North Charleston, S.C.	T, '16 (Phi.)	
42	Alterraun Verner	CB	5-10	187	12/13/88	8	UCLA '10	Orange, Calif.	FA, '17	
44	Stephone Anthony	LB	6-3	245	7/28/92	3	Clemson '15	Polkton, N.C.	T, '17 (NO)	
45	Mike Hull	LB	6-0	232	5/25/91	2	Penn State '15	Cononsburg, Pa.	FA, '15	
47	Kiko Alonso	LB	6-3	233	8/14/90	5	Oregon '13	Los Gatos, Calif.	T, '16 (Phi.)	
48	MarQueis Gray	TE	6-4	263	11/7/89	5	Minnesota '13	Indianapolis, Ind.	FA, '16	
50	Andre Branch	DE	6-5	263	7/14/89	6	Clemson '12	Richmond, Va.	UFA, '16 (Jax.)	
51	Mike Pouncey	C	6-5	298	7/24/89	7	Florida '11	Lakeland, Fla.	D1, '11	
56	Davon Godchaux	DT	6-3	305	11/11/94	R	LSU '17	Plaquemine, La.	D5b, '17	
58	Rey Mauluga	LB	6-2	258	1/20/87	9	USC '09	Eureka, Calif.	FA, '17	
59	Chase Allen	LB	6-3	250	8/29/93	R	Southern Illinois '17	Belleville, Ill.	FA, '17	
64	Jake Brendel	C	6-4	299	9/10/92	2	UCLA '16	Plano, Texas	FA, '16	
65	Anthony Steen	C/G	6-4	320	5/9/90	2	Alabama '14	Clarksdale, Miss.	FA, '16	
67	Laremy Tunsil	T	6-5	318	8/2/94	2	Mississippi '16	Lake City, Fla.	D1, '16	
68	Isaac Asiata	G	6-3	341	12/29/92	R	Utah '17	Spanish Fork, Utah	D5a, '17	
70	Ja'Wuan James	T	6-6	307	6/3/92	4	Tennessee '14	Suwanee, Ga.	D1, '14	
74	Jermon Bushrod	G/T	6-5	318	8/19/84	11	Towson '07	King George, Va.	FA, '16	
77	Jesse Davis	G/T	6-6	321	9/15/91	1	Idaho '16	Asotin, Wash.	FA, '17	
78	Terrence Fede	DE	6-4	267	11/19/91	4	Marist '14	Nyack, N.Y.	D7, '14	
79	Sam Young	T	6-8	306	6/24/87	8	Notre Dame '10	Coral Springs, Fla.	UFA, '16 (Jax.)	
80	Anthony Fasano	TE	6-4	258	4/20/84	12	Notre Dame '06	Verona, N.J.	UFA, '17 (Ten.)	
88	Leonte Carroo	WR	6-1	215	1/24/94	2	Rutgers '16	Edison, N.J.	D3b, '16	
89	Julius Thomas	TE	6-5	262	6/27/88	7	Portland State '11	Stockton, Calif.	T, '17 (Jax.)	
90	Charles Harris	DE	6-3	250	3/6/95	R	Missouri '17	Kansas City, Mo.	D1, '17	
91	Cameron Wake	DE	6-3	263	1/30/82	9	Penn State '05	Hyattsville, Md.	FA, '09	
92	John Denney	LS	6-5	242	12/13/78	13	Brigham Young '05	Thornton, Colo.	FA, '05	
93	Ndamukong Suh	DT	6-4	305	1/6/87	8	Nebraska '10	Portland, Ore.	UFA, '15 (Det.)	
94	Lawrence Timmons	LB	6-1	242	5/14/86	11	Florida State '07	Florence, S.C.	UFA, '17 (Pit.)	
95	William Hayes	DE	6-3	278	5/2/85	10	Winston-Salem St. '08	High Point, N.C.	T, '17 (LAR)	
96	Vincent Taylor	DT	6-3	296	1/5/94	R	Oklahoma State '17	San Antonio, Texas	D6, '17	
97	Jordan Phillips	DT	6-6	333	9/21/92	3	Oklahoma '15	Wichita, Kan.	D2, '15	
RESERVE/PHYSICALLY UNABLE TO PERFORM										
87	Rashawn Scott	WR	6-0	199	1/29/92	2	Miami (FL) '16	Melbourne, Fla.	FA, '16	
RESERVE/INJURED										
15	Isaiah Ford	WR	6-2	195	2/9/96	R	Virginia Tech '17	Jacksonville, Fla.	D7, '17	8/19/17
17	Ryan Tannehill	QB	6-4	216	7/27/88	6	Texas A&M '12	Big Spring, Texas	D1, '12	8/12/17
36	Tony Lippett	CB	6-3	192	7/2/92	3	Michigan State '15	Detroit, Mich.	D5d, '15	9/2/17
49	Lamin Barrow	LB	6-2	235	11/29/90	4	LSU '14	Marrero, La.	FA, '17	7/31/17
52	Raekwon McMillan	LB	6-2	248	11/17/95	R	Ohio State '17	Hinesville, Ga.	D2, '17	9/2/17
55	Koa Misi	LB	6-3	265	1/17/87	8	Utah '10	Santa Rosa, Calif.	D2, '10	7/25/17
62	Ted Larsen	C/G	6-3	320	6/13/87	8	NC State '10	Palm Harbor, Fla.	UFA, '17 (Chi.)	9/4/17
72	Eric Smith	T	6-4	321	9/2/95	R	Virginia '17	Decatur, Ga.	FA, '17	10/3/17
RESERVE/SUSPENDED										
22	T.J. McDonald	S	6-2	223	1/26/91	5	USC '13	Fresno, Calif.	UFA, '17 (LAR)	
PRACTICE SQUAD										
7	Brandon Doughty	QB	6-3	212	10/6/91	1	Western Kentucky '16	Davie, Fla.	D7a, '16	
18	Malcolm Lewis	WR	5-10	194	10/27/93	R	Miami (FL) '17	Miramar, Fla.	FA, '17	
38	De'Veon Smith	RB	5-11	221	11/8/94	R	Michigan '17	Warren, Ohio	FA, '17	
46	Neville Hewitt	LB	6-2	234	4/6/93	3	Marshall '15	Conyers, Ga.	FA, '15	
63	Sean Hickey	T	6-6	306	9/29/91	1	Syracuse '15	Murrysville, Pa.	FA, '17	
75	Cameron Malveaux	DE	6-5	276	8/22/94	R	Houston '17	Beaumont, Texas	FA, '17	
81	Drew Morgan	WR	6-0	187	12/2/94	R	Arkansas '17	Greenwood, Ark.	FA, '17	
82	Kolby Listonbee	WR	6-0	183	1/25/94	1	TCU '16	Arlington, Texas	FA, '17	
83	Thomas Duarte	TE	6-2	244	3/30/95	2	UCLA '16	Fullerton, Calif.	D7b, '16	
98	Gabe Wright	DT	6-3	305	4/3/92	3	Auburn '15	Columbus, Ga.	FA, '17	



2017 MIAMI DOLPHINS ALPHABETICAL ROSTER

(as of October 22, 2017 - visit Dolphins.com for most up-to-date roster)

No.	Name	Pos.	Ht.	Wt.	Birthdate	Exp.	College	Hometown	How Acq.	Date Placed
35	Aikens, Walt	CB/S	6-1	212	6/19/91	4	Liberty '14	Charlotte, N.C.	D4, '14	
23	Ajayi, Jay	RB	6-0	223	6/15/93	3	Boise State '15	Plano, Texas	D5b, '15	
59	Allen, Chase	LB	6-3	250	8/29/93	R	Southern Illinois '17	Belleville, Ill.	FA, '17	
29	Allen, Nate	S	6-1	214	11/30/87	8	South Florida '10	Cape Coral, Fla.	UFA, '17 (Oak.)	
47	Alonso, Kiko	LB	6-3	233	8/14/90	5	Oregon '13	Los Gatos, Calif.	T, '16 (Phi.)	
44	Anthony, Stephone	LB	6-3	245	7/28/92	3	Clemson '15	Polkton, N.C.	T, '17 (NO)	
68	Asiata, Isaac	G	6-3	341	12/29/92	R	Utah '17	Spanish Fork, Utah	D5a, '17	
50	Branch, Andre	DE	6-5	263	7/14/89	6	Clemson '12	Richmond, Va.	UFA, '16 (Jax.)	
64	Brendel, Jake	C	6-4	299	9/10/92	2	UCLA '16	Plano, Texas	FA, '16	
74	Bushrod, Jermon	G/T	6-5	318	8/19/84	11	Towson '07	King George, Va.	FA, '16	
88	Carroo, Leonte	WR	6-1	215	1/24/94	2	Rutgers '16	Edison, N.J.	D3b, '16	
6	Cutler, Jay	QB	6-3	231	4/29/83	12	Vanderbilt '06	Santa Claus, Ind.	FA, '17	
77	Davis, Jesse	G/T	6-6	321	9/15/91	1	Idaho '16	Asotin, Wash.	FA, '17	
92	Denney, John	LS	6-5	242	12/13/78	13	Brigham Young '05	Thornton, Colo.	FA, '05	
32	Drake, Kenyan	RB	6-1	211	1/26/94	2	Alabama '16	Powder Springs, Ga.	D3a, '16	
80	Fasano, Anthony	TE	6-4	258	4/20/84	12	Notre Dame '06	Verona, N.J.	UFA, '17 (Ten.)	
78	Fede, Terrence	DE	6-4	267	11/19/91	4	Marist '14	Nyack, N.Y.	D7, '14	
56	Godchaux, Davon	DT	6-3	305	11/11/94	R	LSU '17	Plaquemine, La.	D5b, '17	
19	Grant, Jakeem	WR	5-7	169	10/30/92	2	Texas Tech '16	Mesquite, Texas	D6a, '16	
48	Gray, MarQueis	TE	6-4	263	11/7/89	5	Minnesota '13	Indianapolis, Ind.	FA, '16	
16	Haack, Matt	P	6-0	205	7/25/94	R	Arizona State '17	West Des Moines, Iowa	FA, '17	
90	Harris, Charles	DE	6-3	250	3/6/95	R	Missouri '17	Kansas City, Mo.	D1, '17	
95	Hayes, William	DE	6-3	278	5/2/85	10	Winston-Salem St. '08	High Point, N.C.	T, '17 (LAR)	
25	Howard, Xavien	CB	6-1	196	7/4/93	2	Baylor '16	Houston, Texas	D2, '16	
45	Hull, Mike	LB	6-0	232	5/25/91	2	Penn State '15	Cononsburg, Pa.	FA, '15	
70	James, Ja'Wuan	T	6-6	307	6/3/92	4	Tennessee '14	Suwanee, Ga.	D1, '14	
20	Jones, Reshad	S	6-1	223	2/25/88	8	Georgia '10	Atlanta, Ga.	D5b, '10	
14	Landry, Jarvis	WR	5-11	208	11/28/92	4	LSU '14	Lutcher, La.	D2, '14	
21	Lucas, Jordan	CB/S	6-0	202	8/2/93	2	Penn State '16	New Rochelle, N.Y.	D6b, '16	
58	Mauluga, Rey	LB	6-2	258	1/20/87	9	USC '09	Eureka, Calif.	FA, '17	
41	Maxwell, Byron	CB	6-1	198	2/23/88	7	Clemson '11	North Charleston, S.C.	T, '16 (Phi.)	
28	McCain, Bobby	CB	5-11	192	8/18/93	3	Memphis '15	Oxford, Ala.	D5a, '15	
33	McTyer, Torry	CB	5-11	184	4/10/95	R	UNLV '17	Los Angeles, Calif.	FA, '17	
8	Moore, Matt	QB	6-3	219	8/9/84	11	Oregon State '07	Newhall, Calif.	UFA, '11 (Car.)	
11	Parker, DeVante	WR	6-3	212	1/20/93	3	Louisville '15	Louisville, Ky.	D1, '15	
1	Parkey, Cody	K	6-0	190	2/19/92	3	Auburn '14	Jupiter, Fla.	Wai, '17 (Cle.)	
34	Perry, Seniorise	RB	6-0	210	9/19/91	3	Louisville '14	Summerville, Ga.	FA, '16	
97	Phillips, Jordan	DT	6-6	333	9/21/92	3	Oklahoma '15	Wichita, Kan.	D2, '15	
51	Pouncey, Mike	C	6-5	298	7/24/89	7	Florida '11	Lakeland, Fla.	D1, '11	
27	Smith, Maurice	S	6-0	197	6/14/95	R	Georgia '17	Sugar Land, Texas	FA, '17	
65	Steen, Anthony	C/G	6-4	320	5/9/90	2	Alabama '14	Clarksdale, Miss.	FA, '16	
10	Stills, Kenny	WR	6-1	196	4/22/92	5	Oklahoma '13	Carlsbad, Calif.	T, '15 (N.O.)	
93	Suh, Ndamukong	DT	6-4	305	1/6/87	8	Nebraska '10	Portland, Ore.	UFA, '15 (Det.)	
30	Tankersley, Cordrea	CB	6-1	196	11/19/93	R	Clemson '17	Beech Island, S.C.	D3, '17	
96	Taylor, Vincent	DT	6-3	296	1/5/94	R	Oklahoma State '17	San Antonio, Texas	D6, '17	
89	Thomas, Julius	TE	6-5	262	6/27/88	7	Portland State '11	Stockton Calif.	T, '17 (Jax.)	
31	Thomas, Michael	S	5-11	195	3/17/90	5	Stanford '12	Houston, Texas	FA, '13	
94	Timmons, Lawrence	LB	6-1	242	5/14/86	11	Florida State '07	Florence, S.C.	UFA, '17 (Pit.)	
67	Tunsil, Laremy	T	6-5	318	8/2/94	2	Mississippi '16	Lake City, Fla.	D1, '16	
42	Verner, Alterraun	CB	5-10	187	12/13/88	8	UCLA '10	Orange, Calif.	FA, '17	
91	Wake, Cameron	DE	6-3	263	1/30/82	9	Penn State '05	Hyattsville, Md.	FA, '09	
26	Williams, Damien	RB	5-11	224	4/3/92	4	Oklahoma '14	San Diego, Calif.	FA, '14	
79	Young, Sam	T	6-8	306	6/24/87	8	Notre Dame '10	Coral Springs, Fla.	UFA, '16 (Jax.)	
RESERVE/PHYSICALLY UNABLE TO PERFORM										
87	Scott, Rashawn	WR	6-0	199	1/29/92	2	Miami (FL) '16	Melbourne, Fla.	FA, '16	
RESERVE/INJURED										
49	Barrow, Lamin	LB	6-2	235	11/29/90	4	LSU '14	Marrero, La.	FA, '17	7/31/17
15	Ford, Isaiah	WR	6-2	195	2/9/96	R	Virginia Tech '17	Jacksonville, Fla.	D7, '17	8/19/17
62	Larsen, Ted	C/G	6-3	320	6/13/87	8	NC State '10	Palm Harbor, Fla.	UFA, '17 (Chi.)	9/4/17
36	Lippett, Tony	CB	6-3	192	7/2/92	3	Michigan State '15	Detroit, Mich.	D5d, '15	9/2/17
52	McMillan, Raekwon	LB	6-2	248	11/17/95	R	Ohio State '17	Hinesville, Ga.	D2, '17	9/2/17
55	Misi, Koa	LB	6-3	265	1/17/87	8	Utah '10	Santa Rosa, Calif.	D2, '10	7/25/17
72	Smith, Eric	T	6-4	321	9/2/95	R	Virginia '17	Decatur, Ga.	FA, '17	10/3/17
17	Tannehill, Ryan	QB	6-4	216	7/27/88	6	Texas A&M '12	Big Spring, Texas	D1, '12	8/12/17
RESERVE/SUSPENDED										
22	McDonald, T.J.	S	6-2	223	1/26/91	5	USC '13	Fresno, Calif.	UFA, '17 (LAR)	
PRACTICE SQUAD										
7	Doughty, Brandon	QB	6-3	212	10/6/91	1	Western Kentucky '16	Davie, Fla.	D7a, '16	
83	Duarte, Thomas	TE	6-2	244	3/30/95	2	UCLA '16	Fullerton, Calif.	D7b, '16	
46	Hewitt, Neville	LB	6-2	234	4/6/93	3	Marshall '15	Conyers, Ga.	FA, '15	
63	Hickey, Sean	T	6-6	306	9/29/91	1	Syracuse '15	Murrysville, Pa.	FA, '17	
18	Lewis, Malcolm	WR	5-10	194	10/27/93	R	Miami (FL) '17	Miramar, Fla.	FA, '17	
82	Listenbee, Kolby	WR	6-0	183	1/25/94	1	TCU '16	Arlington, Texas	FA, '17	
75	Malveaux, Cameron	DE	6-5	276	8/22/94	R	Houston '17	Beaumont, Texas	FA, '17	
81	Morgan, Drew	WR	6-0	187	12/2/94	R	Arkansas '17	Greenwood, Ark.	FA, '17	
38	Smith, De'Veon	RB	5-11	221	11/8/94	R	Michigan '17	Warren, Ohio	FA, '17	
98	Wright, Gabe	DT	6-3	305	4/3/92	3	Auburn '15	Columbus, Ga.	FA, '17	



2017 MIAMI DOLPHINS POSITIONAL ROSTER / PRONUNCIATIONS (as of Oct. 22, 2017)

OFFENSE (23)

QUARTERBACKS (2)							
NO	NAME	POS	HT	WT	DOB	EXP	COLLEGE
6	Cutler, Jay	QB	6-3	231	4/29/83	12	Vanderbilt '06
8	Moore, Matt	QB	6-3	219	8/9/84	11	Oregon State '07

RUNNING BACKS (4)							
NO	NAME	POS	HT	WT	DOB	EXP	COLLEGE
23	Ajayi, Jay	RB	6-0	223	6/15/93	3	Boise State '15
26	Williams, Damien	RB	5-11	224	4/3/92	4	Oklahoma '14
32	Drake, Kenyan	RB	6-1	211	1/26/94	2	Alabama '16
34	Perry, Seniorise	RB	6-0	210	9/19/91	3	Louisville '14

WIDE RECEIVERS (5)							
NO	NAME	POS	HT	WT	DOB	EXP	COLLEGE
10	Stills, Kenny	WR	6-1	196	4/22/92	5	Oklahoma '13
11	Parker, DeVante	WR	6-3	212	1/20/93	3	Louisville '15
14	Landry, Jarvis	WR	5-11	208	11/28/92	4	LSU '14
19	Grant, Jakeem	WR	5-7	169	10/30/92	2	Texas Tech '16
88	Carroo, Leonte	WR	6-1	215	1/24/94	2	Rutgers '16

TIGHT ENDS (3)							
NO	NAME	POS	HT	WT	DOB	EXP	COLLEGE
48	Gray, MarQueis	TE	6-4	263	11/7/89	5	Minnesota '13
80	Fasano, Anthony	TE	6-4	258	4/20/84	12	Notre Dame '06
89	Thomas, Julius	TE	6-5	262	6/27/88	7	Portland State '11

OFFENSIVE LINEMEN (9)							
NO	NAME	POS	HT	WT	DOB	EXP	COLLEGE
51	Pouncey, Mike	C	6-5	298	7/24/89	7	Florida '11
64	Brendel, Jake	C	6-4	299	9/10/92	2	UCLA '14
65	Steen, Anthony	C/G	6-4	320	5/9/90	2	Alabama '16
67	Tunsil, Laremy	T	6-5	318	8/2/94	2	Mississippi '16
68	Asiata, Isaac	G	6-3	341	12/29/92	4	Utah '14
70	James, Ja'Wuan	T	6-6	307	6/3/92	4	Tennessee '17
74	Bushrod, Jermon	G/T	6-5	318	8/19/84	11	Towson '07
77	Davis, Jesse	G/T	6-6	321	9/15/91	1	Idaho '16
79	Young, Sam	T	6-8	306	6/24/87	8	Notre Dame '10

RESERVE/PUP (1)

NO	NAME	POS	HT	WT	DOB	EXP	COLLEGE
87	Scott, Rashawn	WR	6-0	199	1/29/92	2	Miami (FL) '16

RESERVE/SUSPENDED (1)

NO	NAME	POS	HT	WT	DOB	EXP	COLLEGE
22	McDonald, T.J.	S	6-2	223	1/26/91	5	USC '13

RESERVE/INJURED (7)

NO	NAME	POS	HT	WT	DOB	EXP	COLLEGE
15	Ford, Isaiah	WR	6-2	195	2/9/96	R	Virginia Tech '17
17	Tannehill, Ryan	QB	6-4	216	7/27/88	6	Texas A&M '12
36	Lippett, Tony	CB	6-3	192	7/2/92	3	Michigan State '15
49	Barrow, Lamin	LB	6-2	235	11/29/90	4	LSU '14
52	McMillan, Raekwon	LB	6-2	248	11/17/95	R	Ohio State '17
55	Misi, Koa	LB	6-3	265	1/17/87	8	Utah '10
62	Larsen, Ted	C/G	6-3	320	6/13/87	8	NC State '10
72	Smith, Eric	T	6-4	321	9/2/95	R	Virginia '17

DEFENSE (27)

DEFENSIVE LINEMEN (9)							
NO	NAME	POS	HT	WT	DOB	EXP	COLLEGE
50	Branch, Andre	DE	6-5	263	7/14/89	6	Clemson '12
56	Godchaux, Davon	DT	6-3	305	11/11/94	R	LSU '17
78	Fede, Terrence	DE	6-4	267	11/19/91	4	Marist '14
90	Harris, Charles	DE	6-3	250	3/6/95	R	Missouri '17
91	Wake, Cameron	DE	6-3	263	1/30/82	9	Penn State '05
93	Suh, Ndamukong	DT	6-4	305	1/6/87	8	Nebraska '11
95	Hayes, William	DE	6-3	278	5/2/85	10	Winston-Salem St. '08
96	Taylor, Vincent	DT	6-3	296	1/5/94	R	Oklahoma State '17
97	Phillips, Jordan	DT	6-6	333	9/21/92	3	Oklahoma '15

LINEBACKERS (6)							
NO	NAME	POS	HT	WT	DOB	EXP	COLLEGE
44	Anthony, Stephone	LB	6-3	245	7/28/92	3	Clemson '15
45	Hull, Mike	LB	6-0	232	5/25/91	2	Penn State '15
47	Alonso, Kiko	LB	6-3	233	8/14/90	5	Oregon '13
58	Mauluga, Rey	LB	6-2	258	1/20/87	9	USC '09
59	Allen, Chase	LB	6-3	250	8/29/93	R	Southern Illinois '17
94	Timmons, Lawrence	LB	6-1	242	5/14/86	11	Florida State '07

DEFENSIVE BACKS (12)							
NO	NAME	POS	HT	WT	DOB	EXP	COLLEGE
20	Jones, Reshad	S	6-1	223	2/25/88	8	Georgia '10
21	Lucas, Jordan	CB/S	6-0	202	8/2/93	2	Penn State '16
25	Howard, Xavier	CB	6-1	196	7/4/93	2	Baylor '16
27	Smith, Maurice	S	6-0	197	6/14/95	R	Georgia '17
28	McCain, Bobby	CB	5-11	192	8/18/93	3	Memphis '15
29	Allen, Nate	S	6-1	214	11/30/87	8	South Florida '10
30	Tankersley, Cordrea	CB	6-1	196	11/19/93	R	Clemson '17
31	Thomas, Michael	S	5-11	195	3/17/90	5	Stanford '12
33	McTyer, Torry	CB	5-11	184	4/10/95	R	UNLV '17
35	Aikens, Walt	CB/S	6-1	212	6/19/91	4	Liberty '14
41	Maxwell, Byron	CB	6-1	198	2/23/88	7	Clemson '11
42	Verner, Alterraun	CB	5-10	187	12/13/88	8	UCLA '10

SPECIALISTS (3)

NO	NAME	POS	HT	WT	DOB	EXP	COLLEGE
1	Parkey, Cody	K	6-0	190	2/19/92	3	Auburn '14
16	Haack, Matt	P	6-0	205	7/25/94	R	Arizona State '17
92	Denney, John	LS	6-5	242	12/13/78	13	Brigham Young '05

PRACTICE SQUAD (10)

NO	NAME	POS	HT	WT	DOB	EXP	COLLEGE
7	Doughty, Brandon	QB	6-3	212	10/6/91	1	Western Kentucky '16
18	Lewis, Malcolm	WR	5-10	194	10/27/93	R	Miami (FL) '17
38	Smith, De'Veon	RB	5-11	221	11/8/94	R	Michigan '17
46	Hewitt, Neville	LB	6-2	234	4/6/93	3	Marshall '15
63	Hickey, Sean	T	6-6	306	9/29/91	1	Syracuse '15
75	Malveaux, Cameron	DE	6-5	276	8/22/94	R	Houston '17
81	Morgan, Drew	WR	6-0	187	12/2/94	R	Arkansas '17
82	Listenbee, Kolby	WR	6-0	183	1/25/94	1	TCU '16
83	Duarte, Thomas	TE	6-2	244	3/30/95	2	UCLA '16
98	Wright, Gabe	DT	6-3	305	4/3/92	3	Auburn '15

PRONUNCIATION GUIDE

PLAYER	PHONETICALLY	PLAYER	PHONETICALLY	COACH/STAFF	PHONETICALLY
RB Jay Ajayi	uh-JYE-ee	CB Xavier Howard	EX-ay-vee-n	Lou Anarumo	aann-UH-room-OH
LB Stephone Anthony	steh-FAHN	T Ja'Wuan James	JUH-Wan	Joe Cimino	Chu-MEAN-oh
G Isaac Asiata	Ah-see-ah-ta	LB Rey Mauluga	RAY mah-ah-LOO-guh	Dave DeGuglielmo	day-GHOUL-yell-mo
G/T Jermon Bushrod	JURR-mahn	RB Seniorise Perry	Suh-norris	Josh Grizzard	Grizz-ARD
WR Leonte Carroo	LEON-tay Cuh-ROO	C Mike Pouncey	POUNCE-ee	Naohisa Inoue	Now-HE-Sa, IN-ew-way
DE Terrence Fede	Fuh-DAY	DT Ndamukong Suh	En-dom-ah-ken Soo	Daronte Jones	DUH-rawn-tay
DT Davon Godchaux	Duh-VAHN GOD-chaw	CB Cordrea Tankersley	cohr-DRAY	Chris Kuper	KOO-pehr
TE MarQueis Gray	Mar-KWEES	G/T Laremy Tunsil	LAIR-uh-mee TUHN-suhl	Marwan Maalouf	mah-LOOF
P Matt Haack	HAWK	CB Alterraun Verner	AL-ter-on	Dave Puloka	Puh-LOH-kuh



2017 MIAMI DOLPHINS - HOW THEY WERE ACQUIRED (as of October 22, 2017)

	DRAFT (21)	TRADES (6)	WAIVERS (1)	FREE AGENTS (25)
2005				LS John Denney
2009				DE Cameron Wake
2010	S Reshad Jones (5b)			
2011	C Mike Pouncey (1)			QB Matt Moore (Car.)
2012				
2013				S Michael Thomas
2014	T Ja'Wuan James (1) WR Jarvis Landry (2) CB/S Walt Aikens (4) DE Terrence Fede (7)			RB Damien Williams
2015	WR DeVante Parker (1) DT Jordan Phillips (2) CB Bobby McCain (5a) RB Jay Ajayi (5b)	WR Kenny Stills (N.O.)		LB Mike Hull DT Ndamukong Suh (Det.)
2016	T Laremy Tunsil (1) CB Xavien Howard (2) RB Kenyan Drake (3a) WR Leonte Carroo (3b) WR Jakeem Grant (6a) CB/S Jordan Lucas (6b)	LB Kiko Alonso (Phi.) CB Byron Maxwell (Phi.)		DE Andre Branch (Jax.) C Jake Brendel G/T Jermon Bushrod TE MarQueis Gray RB Senorise Perry C/G Anthony Steen T Sam Young
2017	DE Charles Harris (1) CB Cordrea Tankersley (3) G Isaac Asiata (5a) DT Davon Godchaux (5b) DT Vincent Taylor (6)	LB Stephone Anthony (NO) DE William Hayes (LAR) TE Julius Thomas (Jax.)	K Cody Parkey (Cle.)	S Nate Allen (Oak.) LB Chase Allen QB Jay Cutler G/T Jesse Davis TE Anthony Fasano (Ten.) P Matt Haack LB Rey Mauluga CB Torry McTyer S Maurice Smith LB Lawrence Timmons (Pit.) CB Alterraun Verner



2017 GAME RECAPS

WEEK 2

SEPT. 17, 2017 | CARSON, CALIF.
STUBHUB CENTER
ATTENDANCE: 25,381 | TV: CBS

SCORING SUMMARY

MIAMI 19

L.A. CHARGERS 17

	1	2	3	4	F
Miami	3	0	10	6	19
L.A. Chargers	0	10	7	0	17

In their long-awaited season debut, the Dolphins pulled off a remarkable fourth-quarter victory.

Cody Parkey's fourth field goal of the game, a 54-yarder with 1:05 remaining, gave the Dolphins a 19-17 victory against the Los Angeles Chargers at StubHub Center. Parkey, claimed off waivers from Cleveland on Sept. 3, improved to 6-for-6 in his career on field goals of 50 yards or longer.

The Dolphins clinched the victory on defense when Younghoe Koo missed a 44-yard field goal attempt with five seconds left.

Parkey's winning kick capped a 15-yard scoring drive after the Dolphins defense made a stop and Jakeem Grant had a 14-yard punt return. Jay Ajayi, who picked up where he left off last season by rushing for over 100 yards, started the drive with a 10-yard run.

Parkey earlier kicked field goals of 30, 28 and 35 yards, and Jay Cutler threw a 29-yard touchdown pass to Kenny Stills in his first game in a Dolphins uniform.

Antonio Gates for the Chargers on a 17-yard touchdown pass, which helped him set an NFL record for tight ends with his 112th career touchdown. Melvin Gordon scored on a 1-yard run and Younghoe Koo kicked a field goal in the first half.

Both offenses picked up considerably in the second half, starting with the Dolphins taking the opening drive 75 yards for the Stills touchdown that tied the score 10-10.

The drive began with an 11-yard pass to Landry and ended when Cutler rolled right and threw on the move to Stills, who beat linebacker Jatavis Brown in the end zone.

SCORING DRIVES

TEAM	QTR	TIME	PLAY (EXTRA POINT) (DRIVE INFO)	MIA	LAC
Dolphins	1	7:07	C.Parkey 30 yd. Field Goal (13-70, 6:18)	3	0
Chargers	2	13:41	Y.Koo 41 yd. Field Goal (6-23, 2:36)	3	3
Chargers	2	5:01	M.Gordon 1 yd. run (Y.Koo kick) (7-70, 3:57)	3	10
Dolphins	3	12:07	K.Stills 29 yd. pass from J.Cutler (C.Parkey kick) (7-75, 2:53)	10	10
Chargers	3	8:18	A.Gates 7 yd. pass from P.Rivers (Y.Koo kick) (8-77, 3:49)	10	17
Dolphins	3	2:43	C.Parkey 28 yd. Field Goal (12-67, 5:35)	13	17
Dolphins	4	6:28	C.Parkey 35 yd. Field Goal (14-64, 7:05)	16	17
Dolphins	4	1:05	C.Parkey 54 yd. Field Goal (5-15, 1:57)	19	17

GAME STATISTICS

RUSHING (Att-Yds-TD):

Miami: J. Ajayi 28-122, J. Cutler 2-(-1), K. Drake 1-(-3), J. Landry 1-(-7).
L.A. Chargers: B. Oliver 3-31, M. Gordon 9-13-1, D. Watt 1-0, P. Rivers 1-0.

PASSING (A-C-Y-TD-I):

Miami: J. Cutler 33-24-230-1-0, J. Landry 1-0-0-0-0.
L.A. Chargers: P. Rivers 39-31-331-1-0.

RECEIVING (Rec-Yds-TD):

Miami: J. Landry 13-78, D. Parker 4-85, J. Thomas 3-26, K. Stills 2-37-1, J. Ajayi 2-4.
L.A. Chargers: K. Allen 9-100, H. Henry 7-80, M. Gordon 7-65, Ty. Williams 4-54, A. Gates 2-11-1, T. Benjamin 1-11, S. McGrath 1-10.

SACKS (Sk-Yds):

Miami: W. Hayes 1-8.
L.A. Chargers: M. Ingram 1-5, C. McCain 1-0.

INTERCEPTIONS (Int-Yds):

Miami: None
L.A. Chargers: None

FORCED FUMBLES:

Miami: None.
L.A. Chargers: None.

FUMBLE RECOVERIES (No-Yds):

Miami: None.
L.A. Chargers: None.

TEAM STATS	MIA	LAC
First Downs	21	24
Rushing	6	3
Passing	13	19
Penalty	2	2
3rd-Down Efficiency	5 for 13	2 for 8
4th-Down Efficiency	0 for 1	0 for 0
Total Net Yards	336	367
Total Net Plays	68	54
Average Gain	4.9	6.8
Net Yards Rushing	111	44
Rushes	32	14
Yards per Rush	3.5	3.1
Net Yards Passing	225	323
Completed - Attempted	24-34	31-39
Yards per Pass Play	6.3	8.1
Sacked - Yards Lost	2-5	1-8
Had Intercepted	0	0
Punts - Average	3-130-43.3	4-170-42.5
Return Yardage	92	89
Punts - Return Yards	3-21	1-23
Kickoffs - Return Yards	3-71	4-66
Interceptions - Return Yards	0-0	0-0
Penalties - Yards	5-23	6-56
Fumbles - Lost	0-0	0-0
Red-Zone Efficiency	0 for 3	2 for 3
Goal-to-Go Efficiency	0 for 2	2 for 2
Time of Possession	33:22	26:38



2017 GAME RECAPS

WEEK 3

SEPT. 24, 2017 | EAST RUTHERFORD, N.J.
METLIFE STADIUM
ATTENDANCE: 77,562 | TV: CBS

SCORING SUMMARY

MIAMI 6	N.Y. JETS 20
----------------	---------------------

	1	2	3	4	F
Miami	0	0	0	6	6
N.Y. Jets	0	10	10	0	20

The Dolphins said all week they were expecting a tough battle from the New York Jets regardless of what happened in the first two weeks of the NFL regular season, but they weren't expecting such a difficult afternoon at MetLife Stadium.

Veteran quarterback Josh McCown threw a 69-yard pass to Robby Anderson late in the first half and the Jets defense stifled the Dolphins in a 20-6 victory Sunday afternoon.

The Dolphins, coming off a thrilling 2-point victory against the Los Angeles Chargers in their delayed season opener, were one play away from being shut out for the first time since Dec. 22, 2013. DeVante Parker scored on a 3-yard touchdown pass from Jay Cutler on the final play of the game before Cody Parkey missed the extra point, perhaps a fitting ending for this disappointing afternoon.

The Dolphins did not take a snap inside the Jets 45-yard line until the fourth quarter, which is also the only time they converted a third-down situation. The Dolphins were 0-for-3 in fourth-down conversions, including a pass by Matt Haack on a fake punt that resulted in an interception by safety Terrence Brooks.

Another fourth-down attempt came from the Jets 21-yard line early in the fourth quarter with the Dolphins trailing 20-0. The Dolphins reached the Jets 29-yard line later in the fourth quarter, but that drive ended with Brooks' second interception of the game.

Jay Ajayi, who rushed for 122 yards against the Chargers, was held to 16 yards on 11 carries.

The Dolphins defense started off strong, with Cameron Wake and Andre Branch each getting a sack in the first quarter, but the Jets started moving the ball effectively in the second quarter. The Dolphins also lost two defensive backs to injury when Byron Maxwell (eye) and Nate Allen (hamstring) left the game.

Maxwell returned and forced a turnover when he knocked the ball loose from running back Elijah McGuire and linebacker Mike Hull recovered the fumble.

SCORING DRIVES

TEAM	QTR	TIME	PLAY (EXTRA POINT) (DRIVE INFO)	MIA	NYJ
Jets	2	7:17	C.Catanzaro 40 yd. Field Goal (9-41, 5:42)	0	3
Jets	2	1:42	R.Anderson 69 yd. pass from J.McCown (C.Catanzaro kick) (3-71, 0:40)	0	10
Jets	3	9:48	B.Powell 1 yd. run (C.Catanzaro kick) (7-49, 4:06)	0	17
Jets	3	1:35	C.Catanzaro 22 yd. Field Goal (13-45, 6:58)	0	20
Dolphins	4	0:00	D.Parker 3 yd. pass from J.Cutler (kick failed, wl) (8-80, 2:15)	6	20

GAME STATISTICS

RUSHING (Att-Yds-TD):

Miami: J. Ajayi 11-16, J. Cutler 1-9, D. Williams 2-5, K. Drake 1-0.
N.Y. Jets: B. Powell 15-37-1, E. McGuire 7-34, M. Forte 8-25, J. McCown 4-7.

PASSING (A-C-Y-TD-I):

Miami: J. Cutler 44-26-220-1-1, M. Haack 1-0-0-0-0.
N.Y. Jets: J. McCown 23-18-249-1-0.

RECEIVING (Rec-Yds-TD):

Miami: D. Parker 8-76-1, J. Landry 6-48, K. Stills 4-51, J. Thomas 3-16, J. Ajayi 2-9, J. Grant 1-12, D. Williams 1-6, K. Drake 1-2.
N.Y. Jets: J. Kerley 5-42, A. Seferian-Jenkins 5-31, R. Anderson 3-95-1, J. Kearse 3-42, A. Stewart 1-24, L. Thomas 1-15.

SACKS (Sk-Yds):

Miami: C. Wake 1-11, A. Branch 1-5.
N.Y. Jets: B. Skrine 1-12, Ja. Adams 1-10, D. Bass 1-3.

INTERCEPTIONS (Int-Yds):

Miami: None
N.Y. Jets: T. Brooks 2-13.

FORCED FUMBLES:

Miami: B. Maxwell 1, N. Suh 1.
N.Y. Jets: None.

FUMBLE RECOVERIES (No-Yds):

Miami: M. Hull 1-0.
N.Y. Jets: None.

TEAM STATS	MIA	NYJ
First Downs	16	16
Rushing	0	4
Passing	12	9
Penalty	4	3
3rd-Down Efficiency	1 for 12	4 for 13
4th-Down Efficiency	0 for 3	0 for 0
Total Net Yards	225	336
Total Net Plays	63	59
Average Gain	3.6	5.7
Net Yards Rushing	30	103
Rushes	15	34
Yards per Rush	2.0	3.0
Net Yards Passing	195	233
Completed - Attempted	26-45	18-23
Yards per Pass Play	4.1	9.3
Sacked - Yards Lost	3-25	2-16
Had Intercepted	2	0
Punts - Average	7-333-47.6	5-243-48.6
Return Yardage	28	44
Punts - Return Yards	2-13	4-31
Kickoffs - Return Yards	1-15	0-0
Interceptions - Return Yards	0-0	2-13
Penalties - Yards	8-51	10-94
Fumbles - Lost	1-0	3-1
Red-Zone Efficiency	1 for 1	1 for 2
Goal-to-Go Efficiency	1 for 1	1 for 2
Time of Possession	23:52	36:08



2017 GAME RECAPS

WEEK 4

OCT. 1, 2017 | LONDON, ENGLAND
WEMBLEY STADIUM
ATTENDANCE: 84,423 | TV: FOX

SCORING SUMMARY

NEW ORLEANS 20

MIAMI 0

	1	2	3	4	F
New Orleans	0	3	7	10	20
Miami	0	0	0	0	0

A promising first drive had a disappointing ending for the Dolphins, and things didn't get better after that in London.

The Dolphins offense could get little going after an end zone interception on that first drive and the result was a 20-0 loss against the New Orleans Saints at Wembley Stadium.

Drew Brees threw touchdown passes to wide receiver Michael Thomas — not to be confused with Dolphins safety Michael Thomas — and running back Alvin Kamara, and Will Lutz kicked two field goals for the Saints.

The Dolphins drove 81 yards on the opening drive of the game and had a first-and-goal after a 22-yard completion from Jay Cutler to tight end Julius Thomas on third-and-7. But on first down from the Saints 4-yard line, cornerback Ken Crawley picked off Cutler when he attempted a fade pass to Thomas, who was lined up wide to the right.

The Dolphins had only one other promising drive, but that one ended with a questionable offensive pass interference call on Kenny Stills when Cutler had hit Jarvis Landry for a first down inside the New Orleans 40-yard line.

The Dolphins suffered their first shutout loss since December 2013 when they dropped a 19-0 decision against the Buffalo Bills.

The defense held New Orleans off the scoreboard until the final play of the first half when Lutz hit a 43-yard field goal. The Saints began the drive at midfield with 1:10 left after the Dolphins' previous was derailed by back-to-back penalties that created a first-and-26 from their 6-yard line.

Defensive end Cameron Wake had his second sack in two games in the fourth quarter, but Kamara scored on a 12-yard shovel pass on third-and-goal on the very next play.

New Orleans increased its lead to 10-0 when it took the second-half kickoff and marched 77 yards for a touchdown. The drive was kept alive when defensive tackle Davon Godchaux was flagged for a defensive holding on a third-and-1 where safety Reshad Jones dropped running back Mark Ingram in the backfield for a loss. There also was a fourth-and-inches conversion by Brees on a sneak when the spot barely was good enough for a first down.

The Saints made it 13-0 early in the fourth quarter when Lutz kicked a 45-yard field goal.

The Dolphins, meanwhile, did not take an offensive snap beyond their 40-yard line the second half until the final minutes.

SCORING DRIVES

TEAM	QTR	TIME	PLAY (EXTRA POINT) (DRIVE INFO)	NO	MIA
Saints	2	0:00	W.Lutz 43 yd. Field Goal (8-25, 1:10)	3	0
Saints	3	9:01	M.Thomas 3 yd. pass from D.Brees (W.Lutz kick) (11-77, 5:59)	10	0
Saints	4	12:32	W.Lutz 45 yd. Field Goal (12-34, 6:37)	13	0
Saints	4	3:57	A.Kamara 12 yd. pass from D.Brees (W.Lutz kick) (11-87, 5:41)	20	0

GAME STATISTICS

RUSHING (Att-Yds-TD):

New Orleans: M. Ingram 14-45, A. Kamara 5-25, T. Ginn 1-9, A. Peterson 4-4, D. Brees 4-3.

Miami: J. Ajayi 12-46, K. Drake 1-6, J. Cutler 1-5, D. Williams 1-1.

PASSING (A-C-Y-TD-I):

New Orleans: D. Brees 41-29-268-2-0.

Miami: J. Cutler 28-20-164-0-1.

RECEIVING (Rec-Yds-TD):

New Orleans: A. Kamara 10-71-1, M. Thomas 8-89-1, M. Ingram 4-17, T. Ginn 2-25, C. Fleener 2-21, B. Coleman 1-31, M. Hoomanawanui 1-13, T. Lewis 1-1.

Miami: D. Parker 6-89, J. Landry 6-40, K. Stills 3-13, J. Thomas 2-29, K. Drake 2-5, J. Ajayi 1-8.

SACKS (Sk-Yds):

New Orleans: R. Bush 1-12, C. Jordan 1-10, A. Klein 1-8, D. Onyemata 1-6.

Miami: C. Wake 1-7.

INTERCEPTIONS (Int-Yds):

New Orleans: K. Crawley 1-0.

Miami: None.

FORCED FUMBLES:

New Orleans: C. Jordan 1, M. Lattimore 1.

Miami: None.

FUMBLE RECOVERIES (No-Yds):

New Orleans: None.

Miami: None.

TEAM STATS

	NO	MIA
First Downs	22	11
Rushing	4	3
Passing	16	7
Penalty	2	1
3rd-Down Efficiency	6 for 13	1 for 8
4th-Down Efficiency	1 for 2	0 for 1
Total Net Yards	347	186
Total Net Plays	70	47
Average Gain	5.0	4.0
Net Yards Rushing	86	58
Rushes	28	15
Yards per Rush	3.1	3.9
Net Yards Passing	261	128
Completed - Attempted	29-41	20-28
Yards per Pass Play	6.2	4.0
Sacked - Yards Lost	1-7	4-36
Had Intercepted	0	1
Punts - Average	3-141-47.0	6-263-43.8
Return Yardage	49	54
Punts - Return Yards	3-26	2-9
Kickoffs - Return Yards	1-23	2-45
Interceptions - Return Yards	1-0	0-0
Penalties - Yards	8-71	11-90
Fumbles - Lost	2-0	2-0
Red-Zone Efficiency	2 for 4	0 for 1
Goal-to-Go Efficiency	2 for 2	0 for 1
Time of Possession	34:28	25:32



2017 GAME RECAPS

WEEK 5

OCT. 8, 2017 | MIAMI GARDENS, FLA.
HARD ROCK STADIUM
ATTENDANCE: 65,135 | TV: CBS

SCORING SUMMARY

TENNESSEE 10

MIAMI 16

	1	2	3	4	F
Tennessee	0	3	7	0	10
Miami	10	0	0	6	16

Safety Reshad Jones recovered two fumbles, including one for a touchdown, and the defense recorded six sacks in a 16-10 victory against the Tennessee Titans at Hard Rock Stadium.

Jarvis Landry scored the go-ahead touchdown early in the fourth quarter when he caught a 6-yard pass from Jay Cutler on third-and-goal.

The six sacks, including two by Andre Branch, came against backup quarterback Matt Cassel, who started for Tennessee in place of the injured Marcus Mariota. Rookie first-round pick Charles Harris had his first NFL sack and it was a big one — it came on third down in the final four minutes of the fourth quarter.

The Dolphins then all but clinched the victory when Jay Ajayi gained a first down with an 8-yard run on third-and-7.

Jones and Cameron Wake shared a QB sack that almost produced a safety in the third quarter, and Ndamukong Suh had the other.

Jones' touchdown was the fourth of his career, but the first on a fumble return. The other three were on interception returns, including one against Tennessee in 2015.

It was the team's first fumble return for a touchdown since 2014 when Cortland Finnegan scored in London against the Oakland Raiders.

The Dolphins took the lead in the first quarter on Parkey's 41-yard field goal, which came after Jones recovered a DeMarco Murray fumble forced by rookie defensive tackle Davon Godchaux.

Jones' touchdown made it 10-0 before Tennessee cut the Dolphins with a field goal after the Titans recovered a Jay Ajayi fumble.

Tennessee tied the game in the third quarter with a 69-yard touchdown drive capped by an 11-yard pass from Cassel to tight end Phillip Supernaw. The play came after Supernaw had been flagged for two false starts to move the ball from the Miami 1-yard line to the 11.

Linebacker Rey Mauluga made his Dolphins debut after missing the first three games because of a hamstring injury.

SCORING DRIVES

TEAM	QTR	TIME	PLAY (EXTRA POINT) (DRIVE INFO)	TEN	MIA
Dolphins	1	0:53	C.Parkey 41 yd. Field Goal (7-19, 3:09)	0	3
Dolphins	1	0:06	R.Jones 38 yd. fumble return (C.Parkey kick)	0	10
Titans	2	9:37	R.Succop 45 yd. Field Goal (4--3, 2:15)	3	10
Titans	3	7:17	P.Superaw 11 yd. pass from M.Cassel (R.Succop kick) (9-69, 4:42)	10	10
Dolphins	4	10:33	J.Landry 6 yd. pass from J.Cutler (kick failed, wr) (10-58, 4:56)	10	16

GAME STATISTICS

RUSHING (Att-Yds-TD):

Tennessee: D. Murray 14-58, D. Henry 4-9, T. Taylor 1-5, R. Matthews 1-(-3).
Miami: J. Ajayi 25-77, D. Williams 3-15, J. Cutler 2-8, K. Drake 1-0.

PASSING (A-C-Y-TD-I):

Tennessee: M. Cassel 32-21-141-1-0.
Miami: J. Cutler 26-12-92-1-1, M. Gray 1-0-0-0-0.

RECEIVING (Rec-Yds-TD):

Tennessee: J. Smith 5-21, E. Decker 4-34, D. Murray 4-11, R. Matthews 3-34, D. Walker 3-25, P. Supernaw 2-16-1.
Miami: J. Landry 5-44-1, J. Ajayi 2-2, J. Thomas 1-15, D. Williams 1-13, K. Stills 1-13, D. Parker 1-6, J. Grant 1-(-1).

SACKS (Sk-Yds):

Tennessee: J. Casey 1-14.
Miami: A. Branch 2-5, C. Harris 1-8, K. Alonso 1-0, N. Suh 1-0, R. Jones 0.5-4.5, C. Wake 0.5-4.5.

INTERCEPTIONS (Int-Yds):

Tennessee: T. Smith 1-14.
Miami: None

FORCED FUMBLES:

Tennessee: A. Jackson 1.
Miami: K. Alonso 1, D. Godchaux 1.

FUMBLE RECOVERIES (No-Yds):

Tennessee: K. Byard 1-6.
Miami: R. Jones 2-38-1.

TEAM STATS

	TEN	MIA
First Downs	14	12
Rushing	3	5
Passing	9	7
Penalty	2	0
3rd-Down Efficiency	2 for 13	5 for 15
4th-Down Efficiency	0 for 0	0 for 0
Total Net Yards	188	178
Total Net Plays	58	59
Average Gain	3.2	3.0
Net Yards Rushing	69	100
Rushes	20	31
Yards per Rush	3.5	3.2
Net Yards Passing	119	78
Completed - Attempted	21-32	12-27
Yards per Pass Play	3.1	2.8
Sacked - Yards Lost	6-22	1-14
Had Intercepted	0	1
Punts - Average	10-549-54.9	9-459-51.0
Return Yardage	67	91
Punts - Return Yards	2-14	7-47
Kickoffs - Return Yards	2-39	2-44
Interceptions - Return Yards	1-14	0-0
Penalties - Yards	11-77	5-23
Fumbles - Lost	2-2	1-1
Red-Zone Efficiency	1 for 1	1 for 1
Goal-to-Go Efficiency	1 for 1	1 for 1
Time of Possession	30:15	29:45



2017 GAME RECAPS

WEEK 6

OCT. 15, 2017 | ATLANTA, GA.
MERCEDES-BENZ STADIUM
ATTENDANCE: 70,593 | TV: CBS

SCORING SUMMARY

MIAMI 20

ATLANTA 17

	1	2	3	4	F
Miami	0	0	14	6	20
Atlanta	10	7	0	0	17

The Dolphins pulled off a remarkable comeback in their first-ever visit to Atlanta's Mercedes-Benz Stadium.

The Dolphins scored 20 unanswered points in the second half to stun the defending NFC champion Atlanta Falcons, 20-17. This marked the first time the Dolphins erased a 17-point second-half deficit on the road since the famous "Fake Spike" game against the New York Jets in 1994.

Kicker Cody Parkey's second field goal of the game, a 38-yarder with 2:45 remaining in the fourth quarter broke a 17-17 tie. Safety Reshad Jones then clinched the victory when he intercepted Matt Ryan at the Dolphins 7-yard line with 38 seconds left after the Falcons had moved into field goal range.

Rookie third-round pick Cordrea Tankersley broke up Ryan's pass intended for tight end Austin Hooper and Jones was there to grab the floating ball.

Parkey earlier had tied the game with a 49-yard field goal in the fourth quarter after Jay Cutler threw touchdown passes to wide receivers Kenny Stills and Jarvis Landry.

Running back Jay Ajayi was a key factor in the victory as well, as he rushed for 130 yards — his second 100-yard performance of the season.

The defense shut out the potent Atlanta offense in the second half, thanks to the pass rush and Jones' heroics.

The Dolphins began their comeback with the opening drive of the second half when they drove 75 yards on 15 plays. The 8:43 drive was the Dolphins' longest in terms of time since 2013 when they had a 9:10 drive against the New York Jets. The key play in the drive was a 3-yard completion from Cutler to running back Damien Williams.

The drive also featured an 18-yard completion from Cutler to Stills on third-and-2 and ended with the two hooking up for an 11-yard touchdown on third-and-7.

SCORING DRIVES

TEAM	QTR	TIME	PLAY (EXTRA POINT) (DRIVE INFO)	MIA	ATL
Falcons	1	9:41	M.Bryant 50 yd. Field Goal (11-43, 5:19)	0	3
Falcons	1	1:51	M.Hall 40 yd. pass from M.Ryan (M.Bryant kick) (9-90, 4:49)	0	10
Falcons	2	5:29	T.Coleman 6 yd. run (M.Bryant kick) (5-61, 2:23)	0	17
Dolphins	3	6:17	K.Stills 11 yd. pass from J.Cutler (C.Parkey kick) (15-75, 8:43)	7	17
Dolphins	3	1:32	J.Landry 7 yd. pass from J.Cutler (C.Parkey kick) (5-51, 2:30)	14	17
Dolphins	4	8:34	C.Parkey 49 yd. Field Goal (8-21, 3:08)	17	17
Dolphins	4	2:30	C.Parkey 38 yd. Field Goal (10-46, 4:30)	20	17

GAME STATISTICS

RUSHING (Att-Yds-TD):

Miami: J. Ajayi 26-130, D. Williams 4-9, J. Cutler 1-(-1).
Atlanta: D. Freeman 9-68, T. Coleman 9-32-1, M. Boshier 1-0.

PASSING (A-C-Y-TD-I):

Miami: J. Cutler 33-19-151-2-1.
Atlanta: M. Ryan 35-24-248-1-1.

RECEIVING (Rec-Yds-TD):

Miami: J. Landry 8-62-1, K. Stills 4-49-1, J. Thomas 3-22, D. Williams 3-14, J. Grant 1-4.
Atlanta: A. Hooper 7-48, Ju. Jones 6-72, T. Gabriel 4-39, J. Hardy 3-34, D. Freeman 2-11, M. Hall 1-40-1, T. Coleman 1-4.

SACKS (Sk-Yds):

Miami: N. Suh 1-5, C. Wake 1-4.
Atlanta: None.

INTERCEPTIONS (Int-Yds):

Miami: R. Jones 1-15.
Atlanta: D. Jones 1-1.

FORCED FUMBLES:

Miami: None.
Atlanta: None.

FUMBLE RECOVERIES (No-Yds):

Miami: None.
Atlanta: None.

TEAM STATS

	MIA	ATL
First Downs	20	19
Rushing	7	5
Passing	10	13
Penalty	3	1
3rd-Down Efficiency	5 for 12	6 for 11
4th-Down Efficiency	2 for 3	0 for 1
Total Net Yards	289	339
Total Net Plays	64	56
Average Gain	4.5	6.1
Net Yards Rushing	138	100
Rushes	31	19
Yards per Rush	4.5	5.3
Net Yards Passing	151	239
Completed - Attempted	19-33	24-35
Yards per Pass Play	4.6	6.5
Sacked - Yards Lost	0-0	2-9
Had Intercepted	1	1
Punts - Average	2-80-40.0	3-118-39.3
Return Yardage	58	35
Punts - Return Yards	1-8	0-0
Kickoffs - Return Yards	2-35	2-34
Interceptions - Return Yards	1-15	1-1
Penalties - Yards	4-42	6-73
Fumbles - Lost	0-0	1-0
Red-Zone Efficiency	2 for 3	1 for 1
Goal-to-Go Efficiency	0 for 0	1 for 1
Time of Possession	34:24	25:36



WEEK 7

OCT. 22, 2017 | MIAMI GARDENS, FLA.
HARD ROCK STADIUM
ATTENDANCE: 65,025 | TV: FOX

SCORING SUMMARY

N.Y. JETS 28

MIAMI 31

	1	2	3	4	F
N.Y. Jets	14	7	7	0	28
Miami	7	7	0	17	31

Matt Moore came off the bench to help the Dolphins produce another thrilling comeback victory.

After replacing injured starting quarterback Jay Cutler, Moore threw two touchdown passes to Kenny Stills to help erase a 28-14 fourth-quarter deficit and cornerback Bobby McCain had an interception to set up Cody Parkey's 39-game winning field goal with 22 seconds left as the Dolphins defeated the New York Jets 31-28 at Hard Rock Stadium.

The victory, which came a week after the Dolphins rallied from a 17-0 halftime deficit against the Atlanta Falcons, was their 12th consecutive in games decided by seven points or less. That's two shy of the NFL record, set by the Indianapolis Colts between 2008 and 2009.

On a first-and-10 from the Jets 15-yard line, McCain intercepted a pass near the sideline intended for wide receiver Jermaine Kearse.

Cutler threw two touchdown passes in the first half, connecting with Landry and Fasano, as the Dolphins score 14 points in the first half after combining for 13 in the first two quarters in their first five games.

Cutler and Moore became the first pair of Dolphins quarterbacks to throw touchdown passes in the same game since 2010 when Chad Henne and Tyler Thigpen did it in a 29-17 victory against the Tennessee Titans.

Quarterback Josh McCown threw for three touchdowns and ran for another for the Jets, who were trying to sweep the season series.

Along with Cutler, the Dolphins also lost left tackle Laremy Tunsil to a knee injury in the third quarter.

SCORING DRIVES

TEAM	QTR	TIME	PLAY (EXTRA POINT) (DRIVE INFO)	NYJ	MIA
Jets	1	12:55	J.Kearse 29 yd. pass from J.McCown (C.Catanzaro kick) (5-75, 2:05)	7	0
Dolphins	1	10:44	J.Landry 4 yd. pass from J.Cutler (C.Parkey kick) (5-75, 2:11)	7	7
Jets	1	1:27	R.Anderson 18 yd. pass from J.McCown (C.Catanzaro kick) (8-75, 4:54)	14	7
Dolphins	2	6:14	A.Fasano 4 yd. pass from J.Cutler (C.Parkey kick) (10-70, 5:11)	14	14
Jets	2	1:51	J.McCown 1 yd. run (C.Catanzaro kick) (2-1, 0:41)	21	14
Jets	3	1:41	A.Seferian-Jenkins 10 yd. pass from J.McCown (C.Catanzaro kick) (7-45, 4:05)	28	14
Dolphins	4	11:21	K.Stills 28 yd. pass from M.Moore (C.Parkey kick) (4-42, 1:27)	28	21
Dolphins	4	6:19	K.Stills 2 yd. pass from M.Moore (C.Parkey kick) (6-54, 3:25)	28	28
Dolphins	4	0:22	C.Parkey 39 yd. Field Goal (4-6, 0:17)	28	31

GAME STATISTICS

RUSHING (Att-Yds-TD):

N.Y. Jets: B. Powell 9-43, M. Forte 7-41, E. McGuire 3-7, J. McCown 3-1-1.
Miami: J. Ajayi 23-51, D. Williams 2-2.

PASSING (A-C-Y-TD-I):

N.Y. Jets: J. McCown 27-17-209-3-1.
Miami: M. Moore 21-13-188-2-1, J. Cutler 16-12-138-2-1.

RECEIVING (Rec-Yds-TD):

N.Y. Jets: M. Forte 5-41, R. Anderson 3-35-1, A. Seferian-Jenkins 3-21-1, B. Powell 2-40, J. Kerley 2-17, J. Kearse 1-29-1, E. Tomlinson 1-26.
Miami: J. Landry 7-93-1, K. Stills 6-85-2, J. Thomas 3-58, J. Ajayi 3-26, A. Fasano 3-25-1, D. Williams 2-18, L. Carroo 1-21.

SACKS (Sk-Yds):

N.Y. Jets: D. Davis 1-9, Ja. Adams 1-8, J. Martin 1-5.
Miami: C. Wake 2.5-24, N. Suh 0.5-5.

INTERCEPTIONS (Int-Yds):

N.Y. Jets: M. Maye 1-32, M. Wilkerson 1-3.
Miami: B. McCain 1-6.

FORCED FUMBLES:

N.Y. Jets: D. Lee 1.
Miami: None.

FUMBLE RECOVERIES (No-Yds):

N.Y. Jets: None.
Miami: T. Fede 1.

TEAM STATS

	NYJ	MIA
First Downs	16	25
Rushing	4	3
Passing	10	16
Penalty	2	6
3rd-Down Efficiency	4 for 11	5 for 13
4th-Down Efficiency	0 for 0	0 for 0
Total Net Yards	272	357
Total Net Plays	52	65
Average Gain	5.2	5.5
Net Yards Rushing	92	53
Rushes	22	25
Yards per Rush	4.2	2.1
Net Yards Passing	180	304
Completed - Attempted	17-27	25-37
Yards per Pass Play	6.0	7.6
Sacked - Yards Lost	3-29	3-22
Had Intercepted	1	2
Punts - Average	7-321-45.9	6-267-44.5
Return Yardage	89	95
Punts - Return Yards	4-24	4-33
Kickoffs - Return Yards	2-30	2-56
Interceptions - Return Yards	2-35	1-6
Penalties - Yards	12-124	9-76
Fumbles - Lost	2-1	1-0
Red-Zone Efficiency	3 for 3	3 for 3
Goal-to-Go Efficiency	1 for 1	3 for 3
Time of Possession	28:02	31:58





SUPPLEMENTAL STATS





2017 STATISTICS

WON 4, LOST 2			
9/17/2017	W	19-17	at Los Angeles Chargers
9/24/2017	L	6-20	at New York Jets
10/1/2017	L	0-20	New Orleans Saints
10/8/2017	W	16-10	Tennessee Titans
10/15/2017	W	20-17	at Atlanta Falcons
10/22/2017	W	31-28	New York Jets

	MIAMI	OPPONENT
Total First Downs	105	111
Rushing	24	23
Passing	65	76
Penalty	16	12
3rd Down: Made/Att	22/73	24/69
3rd Down Pct.	30.1%	34.8%
4th Down: Made/Att	2/8	1/3
4th Down Pct.	25.0%	33.3%
Possession Avg.	29:49	30:11
Total Net Yards	1571	1849
Avg. Per Game	261.8	308.2
Total Plays	366	349
Avg. Per Play	4.3	5.3
Net Yards Rushing	490	494
Avg. Per Game	81.7	82.3
Total Rushes	149	137
Net Yards Passing	1081	1355
Avg. Per Game	180.2	225.8
Sacked/Yards Lost	13/102	15/91
Gross Yards	1183	1446
Attempts/Completions	204/126	197/140
Completion Pct.	61.8%	71.1%
Had Intercepted	7	2
Punts/Average	33/46.4	32/48.2
Net Punting Avg.	41.0	44.1
Penalties/Yards	42/305	53/495
Fumbles/Ball Lost	5/1	10/4
Touchdowns	10	13
Rushing	0	4
Passing	9	9
Returns	1	0

SCORE BY PERIODS	Q1	Q2	Q3	Q4	OT	PTS
TEAM	20	7	24	41	0	92
OPPONENTS	24	40	38	10	0	112

SCORING	TD	RU	PA	RT	PAT	FG	2Pt	PTS
C.Parkey	0	0	0	0	8/10	8/8	0	32
K.Stills	4	0	4	0	0/0	0/0	0	24
J.Landry	3	0	3	0	0/0	0/0	0	18
D.Parker	1	0	1	0	0/0	0/0	0	6
A.Fasano	1	0	1	0	0/0	0/0	0	6
R.Jones	1	0	0	1	0/0	0/0	0	6
TEAM	10	0	9	1	8/10	8/8	0	92
OPPONENTS	13	4	9	0	13/13	7/12	0	112

2-Pt. Conversions: Team 0/0, Opponents: 0/0

Sacks: C.Wake 6.0, A.Branch 3.0, N.Suh 2.5, C.Harris 1.0, W.Hayes 1.0, K.Alonso 1.0, R.Jones 0.5 **Team: 15.0, Opponents: 13.0**



2017 STATISTICS

RUSHING	NO.	YDS	AVG	LONG	TD
J.Ajayi	125	442	3.5	20	0
D.Williams	12	32	2.7	9	0
J.Cutler	7	20	2.9	9	0
K.Drake	4	3	0.8	6	0
J.Landry	1	-7	-7.0	-7	0
TEAM	149	490	3.3	20	0
OPPONENTS	137	494	3.6	44	4

RECEIVING	NO.	YDS	AVG	LONG	TD
J.Landry	45	365	8.1	29	3
K.Stills	20	248	12.4	36	4
D.Parker	19	236	12.4	31	1
J.Thomas	15	166	11.1	25	0
J.Ajayi	10	49	4.9	15	0
D.Williams	7	51	7.3	13	0
A.Fasano	3	25	8.3	22	1
J.Grant	3	15	5.0	12	0
K.Drake	3	7	2.3	4	0
L.Carroo	1	21	21.0	21	0
TEAM	126	1183	9.4	36	9
OPPONENTS	140	1446	10.3	69t	9

Fumbles Lost: J.Ajayi 1 Total: 1

Opponent Fumble Recoveries: R.Jones 2, T. Fede 1, M.Hull 1 Total: 4

PASSING	ATT	CMP	YDS	CMP%	YDS/ATT	TD	TD%	INT	INT%	LONG	SACK	LOST	RATING
J.Cutler	180	113	995	62.8%	5.5	7	3.9%	5	2.8%	36	12/	93	78.8
M.Moore	21	13	188	61.9%	9.0	2	9.5%	1	4.8%	29	1/	9	102.9
M.Gray	1	0	0	0.0%	0.0	0	0.0%	0	0.0%	0	0/	0	39.6
J.Landry	1	0	0	0.0%	0.0	0	0.0%	0	0.0%	0	0/	0	39.6
TEAM	204	126	1183	61.8%	5.8	9	4.4%	7	3.4%	36	13/	102	78.1
OPPONENTS	197	140	1446	71.1%	7.3	9	4.6%	2	1.0%	69t	15/	91	102.9

INTERCEPTIONS	NO.	YDS	AVG	LONG	TD
R.Jones	1	15	15.0	15	0
B.McCain	1	6	6.0	6	0
TEAM	2	21	10.5	15	0
OPPONENTS	7	63	9.0	32	0

PUNTING	NO	YDS	AVG	NET	TB	IN	LG	B
M.Haack	33	1532	46.4	41.0	3	11	64	0
TEAM	33	1532	46.4	41.0	3	11	64	0
OPPONENTS	32	1542	48.2	44.1	0	12	71	0

PUNT RETURNS	RET	FC	YDS	AVG	LONG	TD
J.Grant	12	5	78	6.5	14	0
J.Landry	7	0	53	7.6	16	0
TEAM	19	5	131	6.9	16	0
OPPONENTS	14	6	118	8.4	23	0

KICKOFF RETURNS	NO.	YDS	AVG	LONG	TD
J.Grant	6	134	22.3	30	0
K.Drake	6	132	22.0	34	0
TEAM	12	266	22.2	34	0
OPPONENTS	11	192	17.5	23	0

FIELD GOALS	1-19	20-29	30-39	40-49	50+
C.Parkey	0/0	1/1	4/4	2/2	1/1
TEAM	0/0	1/1	4/4	2/2	1/1
OPPONENTS	0/0	1/1	0/0	5/9	1/2



2017 STATISTICS

2017 MIAMI DOLPHINS INDIVIDUAL DEFENSIVE STATISTICS												
PLAYER	GP	SOLO	ASST	TOT	SACKS	YDS	TFL	QBH	INT	PD	FF	FR
Reshad Jones	6	35	5	40	0.5	4.5	3	1	1	2	0	2
Kiko Alonso	6	28	9	37	1	0	3	1	0	1	1	0
Xavien Howard	6	22	3	25	0	0	0	0	0	3	0	0
Lawrence Timmons	4	22	2	24	0	0	3	1	0	2	0	0
Nate Allen	6	14	6	20	0	0	0	0	0	1	0	1
Cameron Wake	6	15	4	19	6	50.5	8	13	0	0	0	0
Mike Hull	6	12	7	19	0	0	1	1	0	0	1	0
Bobby McCain	6	14	4	18	0	0	0	0	1	1	0	0
Ndamukong Suh	6	12	6	18	2.5	10	3	4	0	0	0	0
Chase Allen	6	12	0	12	0	0	0	0	0	0		
William Hayes	6	9	2	11	1	8	2	3	0	0	0	0
Cordrea Tankersley	4	9	1	10	0	0	0	0	0	3	0	0
Andre Branch	6	7	3	10	3	10	2	4	0	0	0	0
Vincent Taylor	5	6	3	9	0	0	0	1	0	1	0	0
Rey Mauluga	3	5	4	9	0	0	0	0	0	0	1	0
Byron Maxwell	2	8	0	8	0	0	0	0	0	0	0	0
Davon Godchaux	6	6	2	8	0	0	0	2	0	0	1	0
Charles Harris	6	6	1	7	1	8	1	5	0	1	0	0
Jordan Phillips	3	1	4	5	0	0	0	0	0	0	0	0
Michael Thomas	6	2	1	3	0	0	1	0	0	0	0	0
Terrence Fede	6	2	0	2	0	0	0	0	0	0	0	1
Alterraun Verner	6	1	0	1	0	0	0	0	0	0	0	0
TOTALS		248	67	315	15.0	91	27	36	2	15	4	4

NOTE: Special teams and miscellaneous tackles/fumbles not included above

DEFENSIVE TOUCHDOWNS: Reshad Jones 38-yard fumble return vs. Tennessee (10/8).

MISCELLANEOUS TACKLES: Jarvis Landry 3, Jermon Bushrod 1, Ja'Wuan James 1, Julius Thomas 1.

MISCELLANEOUS FORCED FUMBLES: None.

MISCELLANEOUS FUMBLE RECOVERIES: Ja'Wuan James 1.



GAME-BY-GAME TEAM STATISTICS

2017 MIAMI DOLPHINS GAME-BY-GAME STATISTICS																			
GAME	SCORE				FIRST DOWNS				3RD DOWN		4TH DOWN		NET YARDS						
	PTS	OPP	DIFF	OT	TOT	RUSH	PASS	PEN	CON	ATT	CON	ATT	TOT	RUSH	PASS	TO	PEN	YDS	TOP
at L.A. Chargers	19	17	2	0	21	6	13	2	5	13	0	1	336	111	225	0	5	23	33:22
at N.Y. Jets	6	20	-14	0	16	0	12	4	1	12	0	3	225	30	195	2	8	51	23:52
NEW ORLEANS	0	20	-20	0	11	3	7	1	1	8	0	1	186	58	128	1	11	90	25:32
TENNESSEE	16	10	6	0	12	5	7	0	5	15	0	0	178	100	78	2	5	23	29:45
at Atlanta	20	17	3	0	20	7	10	3	5	12	2	3	289	138	151	1	4	42	34:24
NEW YORK	31	28	3	0	25	3	16	6	5	13	0	0	357	53	304	2	9	76	31:58
at Baltimore																			
OAKLAND																			
at Carolina																			
TAMPA BAY																			
at New England																			
DENVER																			
NEW ENGLAND																			
at Buffalo																			
at Kansas City																			
BUFFALO																			
TOTALS	92	112	-20	0	105	24	65	16	22	73	2	8	1,571	490	1,081	8	42	305	29:49

2017 OPPONENTS GAME-BY-GAME STATISTICS																			
GAME	SCORE				FIRST DOWNS				3RD DOWN		4TH DOWN		NET YARDS						
	PTS	OPP	DIFF	OT	TOT	RUSH	PASS	PEN	CON	ATT	CON	ATT	TOT	RUSH	PASS	TO	PEN	YDS	TOP
at L.A. Chargers	17	19	-2	0	24	3	19	2	2	8	0	0	367	44	323	0	6	56	26:38
at N.Y. Jets	20	6	14	0	16	4	9	3	4	13	0	0	336	103	233	1	10	94	36:08
NEW ORLEANS	20	0	20	0	22	4	16	2	6	13	1	2	347	86	261	0	8	71	34:28
TENNESSEE	10	16	-6	0	14	3	9	2	2	13	0	0	188	69	119	2	11	77	30:15
at Atlanta	17	20	-3	0	19	5	13	1	6	11	0	1	339	100	239	1	6	73	25:36
NEW YORK	28	31	-3	0	16	4	10	2	4	11	0	0	272	92	180	2	12	124	28:02
at Baltimore																			
OAKLAND																			
at Carolina																			
TAMPA BAY																			
at New England																			
DENVER																			
NEW ENGLAND																			
at Buffalo																			
at Kansas City																			
BUFFALO																			
TOTALS	112	92	20	0	111	23	76	12	24	69	1	3	1,849	494	1,355	6	53	495	30:11



GAME-BY-GAME TEAM DEFENSIVE STATISTICS

2017 MIAMI DOLPHINS GAME-BY-GAME TEAM DEFENSIVE STATISTICS											
GAME	SOLO	ASST	TOT	SACKS	YDS	TFL	QBH	INT	PD	FF	FR
at L.A. Chargers	42	19	61	1.0	8	5	5	0	0	0	0
at N.Y. Jets	43	15	58	2.0	16	5	5	0	1	2	1
NEW ORLEANS	55	2	57	1.0	7	5	5	0	1	0	0
TENNESSEE	40	10	50	6.0	22	4	11	0	5	2	2
at Atlanta	37	11	48	2.0	9	5	5	1	4	0	0
NEW YORK	31	10	41	3.0	29	3	5	1	4	0	1
at Baltimore											
OAKLAND											
at Carolina											
TAMPA BAY											
at New England											
DENVER											
NEW ENGLAND											
at Buffalo											
at Kansas City											
TOTALS	248	67	315	15.0	91	27	36	2	15	4	4

TURNOVER DIFFERENTIAL

2017 MIAMI DOLPHINS TURNOVERS							
GAME	TAKEAWAYS			GIVEAWAYS			DIFF
	INT	FUM	TOTAL	INT	FUM	TOTAL	
at L.A. Chargers	0	0	0	0	0	0	0
at N.Y. Jets	0	1	1	2	0	2	-1
NEW ORLEANS	0	0	0	1	0	1	-1
TENNESSEE	0	2	2	1	1	2	0
at Atlanta	1	0	1	1	0	1	0
N.Y. JETS	1	1	2	2	0	2	0
at Baltimore							
OAKLAND							
at Carolina							
TAMPA BAY							
at New England							
DENVER							
NEW ENGLAND							
at Buffalo							
at Kansas City							
BUFFALO							
TOTAL	2	4	6	7	1	8	-2



SPECIAL TEAMS

2017 MIAMI DOLPHINS TEAM SPECIAL TEAMS STATISTICS								
GAME	SOLO	ASST	TOT	FF	FR	BFG	BPAT	BPNT
at L.A. Chargers	5	1	6	0	0	0	0	0
at N.Y. Jets	3	0	3	0	1	0	0	0
NEW ORLEANS	3	0	3	0	0	0	0	0
TENNESSEE	4	0	4	0	0	0	0	0
at Atlanta	1	2	3	0	0	0	0	0
NEW YORK	6	1	7	0	0	0	0	0
at Baltimore								
OAKLAND								
at Carolina								
TAMPA BAY								
at New England								
DENVER								
NEW ENGLAND								
at Buffalo								
TOTALS	22	4	26	0	1	0	0	0

2017 MIAMI DOLPHINS INDIVIDUAL SPECIAL TEAMS STATISTICS								
PLAYER	SOLO	ASST	TOT	FF	FR	BFG	BPAT	BPNT
K. Drake	4	1	5	0	0	0	0	0
T. Fede	3	0	3	0	0	0	0	0
M. Hull	3	0	3	0	0	0	0	0
M. Thomas	3	0	3	0	0	0	0	0
B. McCain	2	0	2	0	0	0	0	0
S. Perry	2	0	2	0	0	0	0	0
D. Williams	1	1	2	0	0	0	0	0
C. Allen	1	0	1	0	0	0	0	0
J. Denney	1	0	1	0	0	0	0	0
M. Gray	1	0	1	0	0	0	0	0
A. Verner	1	0	1	0	0	0	0	0
W. Aikens	0	1	1	0	0	0	0	0
TOTALS	22	4	26	0	1	0	0	0

2017 MIAMI DOLPHINS KICKOFF STATISTICS									
PLAYER	GP	KO	TB	PCT	YDS	AVG	RET	RET YDS	AVG START
C. Parkey	6	23	12	52.2	1,482	64.4	11	192	21.3
Total	6	23	12	52.2	1,482	64.4	11	192	21.3



DRIVE PRODUCTION

2017 MIAMI DOLPHINS GAME-BY-GAME DRIVE PRODUCTION										
GAME	POSS	TD	FGM	FGA	PUNT	INT	FUM	DWNS	TIME	SAF
at L.A. Chargers	10	1	4	4	3	0	0	1	1	0
at N.Y. Jets	12	1	0	0	7	2	0	2	0	0
NEW ORLEANS	9	0	0	0	6	1	0	1	1	0
TENNESSEE	14	1	1	1	9	1	1	0	1	0
at Atlanta	9	2	2	2	2	1	0	1	1	0
NEW YORK	13	4	1	1	6	2	0	0	0	0
at Baltimore										
OAKLAND										
at Carolina										
TAMPA BAY										
at New England										
DENVER										
ARZ										
at Buffalo										
at Kansas City										
TOTALS	67	9	8	8	33	7	1	5	4	0

2017 OPPONENTS GAME-BY-GAME DRIVE PRODUCTION										
GAME	POSS	TD	FGM	FGA	PUNT	INT	FUM	DWNS	TIME	SAF
at L.A. Chargers	9	2	1	3	4	0	0	0	0	0
at N.Y. Jets	12	2	2	3	5	0	1	0	1	0
NEW ORLEANS	9	2	2	3	3	0	0	1	0	0
TENNESSEE	15	1	1	1	10	0	2	0	1	0
at Atlanta	9	2	1	2	3	1	0	1	0	0
NEW YORK	14	4	0	0	7	1	1	0	1	0
at Baltimore										
OAKLAND										
at Carolina										
TAMPA BAY										
at New England										
DENVER										
ARZ										
at Buffalo										
at Kansas City										
TOTALS	68	13	7	12	32	2	4	2	3	0



RED ZONE PRODUCTION

2017 MIAMI DOLPHINS GAME-BY-GAME RED ZONE PRODUCTION											
GAME	POSS	TD	FGM	FGA	INT	FUM	DWNS	TIME	RZ PLAYS	RZ RUSH	RZ PASS
at L.A. Chargers	3	0	3	3	0	0	0	0	11	4	7
at N.Y. Jets	1	1	0	0	0	0	0	0	3	1	2
NEW ORLEANS	1	0	0	0	1	0	0	0	1	0	1
TENNESSEE	1	1	0	0	0	0	0	0	4	2	2
at Atlanta	3	2	1	1	0	0	0	0	8	4	4
NEW YORK	3	3	0	0	0	0	0	0	6	1	5
at Baltimore											
OAKLAND											
at Carolina											
TAMPA BAY											
at New England											
DENVER											
NEW ENGLAND											
at Buffalo											
at Kansas City											
BUFFALO											
TOTALS	12	7	4	4	1	0	0	0	33	12	21

2017 OPPONENT GAME-BY-GAME RED ZONE PRODUCTION											
GAME	POSS	TD	FGM	FGA	INT	FUM	DWNS	TIME	RZ PLAYS	RZ RUSH	RZ PASS
at L.A. Chargers	3	2	0	1	0	0	0	0	7	2	5
at N.Y. Jets	2	1	1	1	0	0	0	0	6	4	2
NEW ORLEANS	4	2	1	2	0	0	0	0	12	5	7
TENNESSEE	1	1	0	0	0	0	0	0	2	1	1
at Atlanta	1	1	0	0	0	0	0	0	4	3	1
NEW YORK	3	3	0	0	0	0	0	0	6	4	2
at Baltimore											
OAKLAND											
at Carolina											
TAMPA BAY											
at New England											
DENVER											
NEW ENGLAND											
at Buffalo											
at Kansas City											
BUFFALO											
TOTALS	14	10	2	4	0	0	0	0	37	19	18



PENALTIES

2017 GAME-BY-GAME PENALTIES						
GAME	MIAMI			OPPONENTS		
	PEN	YDS	1DWNS	PEN	YDS	1DWNS
at L.A. Chargers	5	23	2	6	56	2
at N.Y. Jets	8	51	3	10	94	4
NEW ORLEANS	11	90	2	8	71	1
TENNESSEE	5	23	2	11	77	0
at Atlanta	4	42	1	6	73	3
NEW YORK	9	76	2	12	124	6
at Baltimore						
OAKLAND						
at Carolina						
TAMPA BAY						
at New England						
DENVER						
NEW ENGLAND						
at Buffalo						
at Kansas City						
TOTALS	42	305	12	53	495	16

REPLAY REVIEWS

2017 REPLAY CHALLENGES BY DOLPHINS		
GAME	INITIAL RULING	RULING
L.A. CHARGERS (9/17)	J.Cutler pass incomplete deep right to D.Parker (K. Emanuel). Miami challenged the incomplete pass ruling.	Upheld
N.Y. JETS (10/22)	J.Cutler pass incomplete deep right to K.Stills [D.Bass]. Miami challenged the pass completion ruling.	Reversed

2017 REPLAY CHALLENGES BY OPPONENT		
GAME	INITIAL RULING	RULING
N.Y. JETS (9/24)	J. Cutler pass short left to K. Stills. NY Jets challenged the pass completion ruling.	Upheld

2017 REVIEWS BY REPLAY ASSISTANT		
GAME	INITIAL RULING	RULING
N.Y. JETS (9/24)	B. Powell left end for 1 yard, TOUCHDOWN. Replay Official reviewed the runner broke the plane ruling.	Upheld
NEW ORLEANS (10/1)	J.Cutler pass short left to K.Stills to MIA 11 for 5 yards (M.Lattimore). FUMBLES (M.Lattimore), ball out of bounds at MIA 11. The Replay Official reviewed the loose ball recovery ruling.	Reversed
TENNESSEE (10/8)	M.Cassel sacked at TEN 24 for -7 yards (K.Alonso). FUMBLES (K.Alonso), RECOVERED by MIA-R.Jones at TEN 38. R.Jones for 38 yards, TOUCHDOWN. The Replay Official reviewed the fumble ruling.	Upheld
ATLANTA (10/15)	T. Coleman left guard for 6 yards, TOUCHDOWN. The Replay Official reviewed the runner broke the plane ruling	Upheld
N.Y. JETS (10/22)	B.Powell right tackle to NYJ 12 for no gain (R.Jones). FUMBLES (R.Jones), RECOVERED by MIA-K.Alonso at NYJ 13. K.Alonso to NYJ 13 for no gain (K.Beachum). The Replay Official reviewed the fumble ruling	Reversed



THIRD AND FOURTH DOWNS

2017 GAME-BY-GAME THIRD DOWNS						
GAME	MIAMI			OPPONENTS		
	MADE	ATT	PCT	MADE	ATT	PCT
at L.A. Chargers	5	13	38.5	2	8	25.0
at N.Y. Jets	1	12	8.3	4	13	30.8
NEW ORLEANS	1	8	12.5	6	13	46.2
TENNESSEE	5	15	33.3	2	13	15.4
at Atlanta	5	12	41.7	6	11	54.5
NEW YORK	5	13	38.5	4	11	36.4
at Baltimore						
OAKLAND						
at Carolina						
TAMPA BAY						
at New England						
DENVER						
NEW ENGLAND						
at Buffalo						
at Kansas City						
TOTALS	22	73	30.1	24	69	34.8

2017 GAME-BY-GAME FOURTH DOWNS						
GAME	MIAMI			OPPONENTS		
	MADE	ATT	PCT	MADE	ATT	PCT
at L.A. Chargers	0	1	0.0	0	0	0.0
at N.Y. Jets	0	3	0.0	0	0	0.0
NEW ORLEANS	0	1	0.0	1	2	50.0
TENNESSEE	0	0	0.0	0	0	0.0
at Atlanta	2	3	66.7	0	1	0.0
NEW YORK	0	0	0.0	0	0	0.0
at Baltimore						
OAKLAND						
at Carolina						
TAMPA BAY						
at New England						
DENVER						
NEW ENGLAND						
at Buffalo						
at Kansas City						
BUFFALO						
TOTALS	2	8	25.0	1	3	33.3



QUARTER-BY-QUARTER SCORING

2017 QUARTER-BY-QUARTER SCORING													
GAME	W/L	MIAMI						OPPONENTS					
		1Q	2Q	3Q	4Q	OT	TOT	1Q	2Q	3Q	4Q	OT	TOT
at L.A. Chargers	W	3	0	10	6	-	19	0	10	7	0	-	17
at N.Y. Jets	L	0	0	0	6	-	6	0	10	10	0	-	20
NEW ORLEANS	L	0	0	0	0	-	0	0	3	7	10	-	20
TENNESSEE	W	10	0	0	6	-	16	0	3	7	0	-	10
at Atlanta	W	0	0	14	6	-	20	10	7	0	0	-	17
NEW YORK	W	7	7	0	17	-	31	14	7	7	0	-	28
at Baltimore													
OAKLAND													
at Carolina													
TAMPA BAY													
at New England													
DENVER													
NEW ENGLAND													
at Buffalo													
at Kansas City													
BUFFALO													
TOTALS	4-2	20	7	24	41	0	92	24	40	38	10	0	112

LONGEST DRIVES

2017 MIAMI DOLPHINS LONGEST DRIVES		
PLAYS	NET YARDS	TIME
15 (at Atlanta, 10/15)	81 (vs. New Orleans, 10/1)	8:43 (at Atlanta, 10/15)

2017 OPPONENTS LONGEST DRIVES		
PLAYS	NET YARDS	TIME
14 (vs. New Orleans, 10/1)	90 (at Atlanta, 10/15)	7:13 (vs. New Orleans, 10/1)

INACTIVES

2017 MIAMI DOLPHINS GAME-BY-GAME INACTIVES							
at L.A. Chargers	Tankersley	McTyer	Mauluga	Asiata	E. Smith	Young	Timmons
at N.Y. Jets	Tankersley	McTyer	Mauluga	Asiata	E. Smith	Young	Phillips
NEW ORLEANS	McTyer	Maxwell	Mauluga	Asiata	E. Smith	Young	Phillips
TENNESSEE	M. Smith	McTyer	Maxwell	Anthony	Asiata	Young	Phillips
at Atlanta	Parker	M. Smith	McTyer	Maxwell	Anthony	Asiata	Young
NEW YORK	Parker	M. Smith	Maxwell	Anthony	Asiata	Young	Taylor
at Baltimore							
OAKLAND							
at Carolina							
TAMPA BAY							
at New England							
DENVER							
NEW ENGLAND							
at Buffalo							
at Kansas City							
BUFFALO							



STARTERS

2017 MIAMI DOLPHINS GAME-BY-GAME OFFENSE STARTERS											
GAME	WR	LT	LG	C	RG	RT	TE	WR	QB	RB	WR
at L.A. Chargers	Stills	Tunsil	Steen	Pouncey	Bushrod	James	J. Thomas	Parker	Cutler	Ajayi	Landry
at N.Y. Jets	Stills	Tunsil	Steen	Pouncey	Bushrod	James	J. Thomas	Parker	Cutler	Ajayi	Landry
NEW ORLEANS	Stills	Tunsil	Steen	Pouncey	Bushrod	James	J. Thomas	Parker	Cutler	Ajayi	Landry
TENNESSEE	Stills	Tunsil	Steen	Pouncey	Bushrod	James	Fasano	Parker	Cutler	Ajayi	Landry
at Atlanta	Stills	Tunsil	Steen	Pouncey	Bushrod	James	J. Thomas	Fasano (TE)	Cutler	Ajayi	Landry
NEW YORK	Stills	Tunsil	Steen	Pouncey	Bushrod	James	J. Thomas	Fasano (TE)	Cutler	Ajayi	Landry
at Baltimore											
OAKLAND											
at Carolina											
TAMPA BAY											
at New England											
DENVER											
NEW ENGLAND											
at Buffalo											
at Kansas City											
BUFFALO											

2017 MIAMI DOLPHINS GAME-BY-GAME DEFENSE STARTERS											
GAME	DE	DT	DT	DE	LB	LB	LB	CB	CB	S	S
at L.A. Chargers	Branch	Suh	Phillips	Wake	Alonso	Hull	C. Allen	Maxwell	Howard	Jones	N. Allen
at N.Y. Jets	Branch	Suh	Godchaux	Wake	Alonso	Hull	McCain (CB)	Maxwell	Howard	Jones	N. Allen
NEW ORLEANS	Branch	Suh	Godchaux	Wake	Alonso	Hull	Timmons	Tankersley	Howard	Jones	N. Allen
TENNESSEE	Branch	Suh	Godchaux	Wake	Alonso	Mauualuga	Timmons	Tankersley	Howard	Jones	N. Allen
at Atlanta	Branch	Suh	Phillips	Wake	Alonso	Mauualuga	Timmons	Tankersley	Howard	Jones	N. Allen
NEW YORK	Branch	Suh	Phillips	Wake	Alonso	Timmons	McCain (CB)	Tankersley	Howard	Jones	N. Allen
at Baltimore											
OAKLAND											
at Carolina											
TAMPA BAY											
at New England											
DENVER											
NEW ENGLAND											
at Buffalo											
at Kansas City											
BUFFALO											



PARTICIPATION

2017 MIAMI DOLPHINS PARTICIPATION CHART																				
NAME	LAC	NYJ	NO	TEN	ATL	NYJ	BAL	OAK	CAR	TB	NE	DEN	NE	BUF	KC	BUF	GP	GS	DNP	INA
Aikens, Walt	X	X	X	X	X	X											6	0	0	0
Ajayi, Jay	RB	RB	RB	RB	RB	RB											6	6	0	0
Allen, Chase	LB	X	X	X	X	X											6	1	0	0
Allen, Nate	S	S	S	S	S	S											6	6	0	0
Alonso, Kiko	LB	LB	LB	LB	LB	LB											6	6	0	0
Anthony, Stephone	NOR	DNP	X	INA	INA	INA											1	0	1	3
Asiata, Isaac	INA	INA	INA	INA	INA	INA											0	0	0	6
Barrow, Lamin	IR	IR	IR	IR	IR	IR											0	0	0	0
Branch, Andre	DE	DE	DE	DE	DE	DE											6	6	0	0
Brendel, Jake	X	X	X	X	X	X											6	0	0	0
Bushrod, Jermon	RG	RG	RG	RG	RG	RG											6	6	0	0
Carroo, Leonte	X	X	X	X	X	X											6	0	0	0
Cutler, Jay	QB	QB	QB	QB	QB	QB											6	6	0	0
Davis, Jesse	X	X	X	X	X	X											6	0	0	0
Denney, John	X	X	X	X	X	X											6	0	0	0
Doughty, Brandon	PS	PS	PS	PS	PS	PS											0	0	0	0
Drake, Kenyan	X	X	X	X	X	X											6	0	0	0
Duarte, Thomas	PS	PS	PS	PS	PS	PS											0	0	0	0
Fasano, Anthony	X	X	X	TE	TE	TE											6	3	0	0
Fede, Terrence	X	X	X	X	X	X											6	0	0	0
Ford, Isaiah	IR	IR	IR	IR	IR	IR											0	0	0	0
Godchaux, Davon	X	DT	DT	DT	X	X											6	3	0	0
Grant, Jakeem	X	X	X	X	X	X											6	0	0	0
Gray, MarQueis	X	X	X	X	X	X											6	0	0	0
Haack, Matt	X	X	X	X	X	X											6	0	0	0
Harris, Charles	X	X	X	X	X	X											6	0	0	0
Hayes, William	X	X	X	X	X	X											6	0	0	0
Hewitt, Neville	NOR	NOR	NOR	NOR	PS	PS											0	0	0	0
Hickey, Sean	PS	PS	PS	PS	PS	PS											0	0	0	0
Howard, Xavien	CB	CB	CB	CB	CB	CB											6	6	0	0
Hull, Mike	LB	LB	LB	X	X	X											6	3	0	0
James, Ja'Wuan	RT	RT	RT	RT	RT	RT											6	6	0	0
Jones, Reshad	S	S	S	S	S	S											6	6	0	0
Landry, Jarvis	WR	WR	WR	WR	WR	WR											6	6	0	0
Larsen, Ted	IR	IR	IR	IR	IR	IR											0	0	0	0
Lewis, Malcolm	PS	PS	PS	PS	PS	PS											0	0	0	0
Lippett, Tony	IR	IR	IR	IR	IR	IR											0	0	0	0
Listenbee, Kolby	NOR	NOR	NOR	PS	PS	PS											0	0	0	0
Lucas, Jordan	PS	PS	PS	X	X	X											3	0	0	0
Malveaux, Cameron	PS	PS	PS	PS	PS	PS											0	0	0	0
March-Lillard, Justin	X	X	NOR	NOR	NOR	NOR											2	0	0	0
Mauluga, Rey	INA	INA	INA	LB	LB	X											3	2	0	3
Maxwell, Byron	CB	CB	INA	INA	INA	INA											2	2	0	4
McCain, Bobby	X	CB	X	X	X	CB											6	2	0	0
McDonald, T.J.	SUSP	SUSP	SUSP	SUSP	SUSP	SUSP											0	0	0	0
McMillan, Raekwon	IR	IR	IR	IR	IR	IR											0	0	0	0
McTyer, Torry	INA	INA	INA	INA	INA	X											1	0	0	5
Misi, Koa	IR	IR	IR	IR	IR	IR											0	0	0	0
Moore, Matt	DNP	DNP	DNP	DNP	DNP	X											1	0	5	0
Morgan, Drew	PS	PS	PS	PS	PS	PS											0	0	0	0
Parker, DeVante	WR	WR	WR	WR	WR	INA											4	4	0	2
Parkey, Cody	X	X	X	X	X	X											6	0	0	0
Perry, Seniorise	X	X	X	X	X	X											6	0	0	0
Phillips, Jordan	DT	INA	INA	INA	DT	DT											3	3	0	3
Pouncey, Mike	C	C	C	C	C	C											6	6	0	0
Reilly, Trevor	PS	PS	PS	PS	NOR	NOR											0	0	0	0
Scott, Rashawn	PUP	PUP	PUP	PUP	PUP	PUP											0	0	0	0
Smith, De'Veon	PS	PS	PS	PS	PS	PS											0	0	0	0
Smith, Eric	INA	INA	INA	IR	IR	IR											0	0	0	3
Smith, Maurice	X	X	X	INA	INA	INA											3	0	0	3
Steen, Anthony	LG	LG	LG	LG	LG	LG											6	6	0	0
Stills, Kenny	WR	WR	WR	WR	WR	WR											6	6	0	0
Suh, Ndamukong	DT	DT	DT	DT	DT	DT											6	6	0	0
Tankersley, Cordrea	INA	INA	CB	CB	CB	CB											4	4	0	2
Tannehill, Ryan	IR	IR	IR	IR	IR	IR											0	0	0	0
Taylor, Vincent	X	X	X	X	X	INA											5	0	0	1
Thomas, Julius	TE	TE	TE	X	TE	TE											6	5	0	0
Thomas, Michael	X	X	X	X	X	X											6	0	0	0
Timmons, Lawrence	INA	SUSP	LB	LB	LB	LB											4	4	0	1
Tunsil, Laremy	LT	LT	LT	LT	LT	LT											6	6	0	0
Verner, Alterraun	X	X	X	X	X	X											6	0	0	0
Wake, Cameron	DE	DE	DE	DE	DE	DE											6	6	0	0
Williams, Damien	X	X	X	X	X	X											6	0	0	0
Wright, Gabe	PS	PS	PS	PS	PS	PS											0	0	0	0
Young, Sam	INA	INA	INA	INA	INA	INA											0	0	0	6

POSITION IN CAPS = STARTER
 X = PLAYED/SUBSTITUTED
 DNP = DID NOT PLAY

INA = INACTIVE
 IR = INJURED RESERVE
 NOR = NOT ON ROSTER

SUSP = SUSPENDED
 PS = PRACTICE SQUAD
 PUP = PHYSICALLY UNABLE TO PERFORM

NFI = NON-FOOTBALL INJURY



THE LAST TIME IT HAPPENED

THE LAST TIME (TEAM)		
BY DOLPHINS		BY OPPONENT
34-31, at Buffalo, 12/24/16	WON IN OVERTIME	21-24, at Arizona, 9/30/12
31-28, vs. N.Y. Jets, 10/22/17	WON BY SCORING IN THE LAST 2 MINUTES	10-12, at Seattle, 9/11/16
34-31, at Buffalo, 12/24/16	TIED BY SCORING IN THE LAST 2 MINUTES	21-24, at Arizona, 9/30/12
37-0, vs. San Diego, 11/2/14	SHUTOUT AN OPPONENT	0-20, vs. New Orleans, 10/1/17
34-13, at N.Y. Jets, 12/17/16	WON BY 20+ POINTS	0-20, vs. New Orleans, 10/1/17
24-23, vs. Buffalo, 12/4/05	WON AFTER TRAILING BY 20+ POINTS	34-46, vs. New Orleans, 10/25/09
38-10, at Tennessee, 10/18/15	HELD A 28+ POINT LEAD	6-38, at Baltimore, 12/4/16
34-13, at N.Y. Jets, 12/17/16	HELD A 21+ POINT LEAD	14-35, vs. New England, 1/1/17
21 (3rd quarter), at N.Y. Jets, 12/17/16	SCORED 20+ POINTS IN A QUARTER	24 (3rd quarter), at New England, 12/14/14
20 (2nd half), at Atlanta, 10/15/17	SCORED 20+ POINTS IN A HALF	20 (1st half), vs. New England, 1/1/17
22-9, vs. Buffalo, 11/13/14	HELD OPPONENT WITHOUT A TD	0-20, vs. New Orleans, 10/1/17
1 offense & 1 defense, vs. Tennessee, 10/8/17	SCORED TD ON OFFENSE AND DEFENSE	1 offense & 1 defense, vs. Cleveland, 9/25/16
1 offense, 1 defense, 2 special teams, at N.Y. Jets, 11/1/09	SCORED TD ON OFFENSE, DEFENSE & SPECIAL TEAMS	2 offense, 1 defense & 2 special teams, at New England, 10/4/10
vs. Minnesota, 12/21/14	SCORED SAFETY	vs. Indianapolis, 12/26/15



THE LAST TIME IT HAPPENED

THE LAST TIME (OFFENSE)		
BY DOLPHINS		BY OPPONENT
Has never happened	600+ NET YARDS OF OFFENSE	622, vs. New England, 9/12/11
503, vs. Houston, 10/25/15	500+ NET YARDS OF OFFENSE	589, at Buffalo, 12/24/16
494, at Buffalo, 12/24/16	400+ NET YARDS OF OFFENSE	589, at Buffalo, 12/24/16
315, vs. Baltimore, 11/11/73	300+ NET RUSHING YARDS	305, at Pittsburgh, 12/18/88
261, at Buffalo, 12/24/16	200+ NET RUSHING YARDS	272, at Buffalo, 12/24/16
206, Jay Ajayi, at Buffalo, 12/24/16	200-YARD RUSHING GAME	203, Rueben Mayes, vs. New Orleans, 12/7/86
206, Jay Ajayi, at Buffalo, 12/24/16	150-YARD RUSHING GAME	166, Chris Ivory, vs. N.Y. Jets, 10/4/15
130, Jay Ajayi, at Atlanta, 10/15/17	100-YARD RUSHING GAME	128, LeSean McCoy, at Buffalo, 12/24/16
Mercury Morris (125) and Don Nottingham (102), at Green Bay, 10/5/75	TWO 100-YARD RUSHERS	LeSean McCoy (112) and Karlos Williams (110), at Buffalo, 11/8/15
Jay Ajayi (3), 204, vs. Pittsburgh, 10/16/16, 214, vs. Buffalo, 10/23/16 and 111 vs. N.Y. Jets, 11/6/16	CONSECUTIVE 100-YARD RUSHING GAMES	C.J. Anderson, 167, at Denver, 11/23/14 and Chris Johnson, 105, at N.Y. Jets, 12/1/14
Jay Ajayi (206) and Damien Williams (56), at Buffalo, 12/24/16	COMBINED 200-YARDS RUSHING BY 2 PLAYERS	LeSean McCoy (128) and Mike Gillislee (91), at Buffalo, 12/24/16
32, Jay Ajayi, at Buffalo, 12/24/16	30+ CARRIES	32, Knile Davis, vs. Kansas City, 9/21/14
26, Jay Ajayi, at Atlanta, 10/15/17	25+ CARRIES	27, DeMarco Murray, vs. Tennessee, 10/9/16
85t, Lamar Miller, vs. Houston, 10/25/15	80+ YARD RUSHING PLAY	Has never happened
62, Jay Ajayi, vs. Pittsburgh, 10/16/16	60+ YARD RUSHING PLAY	60, Darrius Heyward-Bey, vs. Pittsburgh, 10/16/16
57, Jay Ajayi, at Buffalo, 12/24/16 46, Kenyan Drake, at Buffalo, 12/24/16	40+ YARD RUSHING PLAY	44, Devonta Freeman, at Atlanta, 10/15/17
2, Jay Ajayi, vs. Pittsburgh, 10/16/16	2+ RUSHING TOUCHDOWNS	2, Frank Gore, vs. Indianapolis, 12/27/15
442, at Cincinnati, 10/1/95	400+ NET PASSING YARDS (TEAM)	419, at Indianapolis, 11/4/12
304, vs. N.Y. Jets, 10/22/17	300+ NET PASSING YARDS (TEAM)	323, at L.A. Chargers, 9/17/17
58, Ryan Tannehill, at N.Y. Jets, 11/29/15	50+ PASS ATTEMPTS	56, Tom Brady, vs. New England, 9/7/14
44, Jay Cutler, at N.Y. Jets, 9/24/17	40+ PASS ATTEMPTS	41, Drew Brees, vs. New Orleans, 10/1/17
32, Ryan Tannehill, at New England, 9/18/16	30+ COMPLETIONS	31, Philip Rivers, at L.A. Chargers, 9/17/17
26, Jay Cutler, at N.Y. Jets, 9/24/17	25+ COMPLETIONS	29, Drew Brees, vs. New Orleans, 10/1/17
at Atlanta, 10/15/17	NO SACKS ALLOWED	vs. New England, 1/1/17



THE LAST TIME IT HAPPENED

THE LAST TIME (OFFENSE)		
BY DOLPHINS		BY OPPONENT
158.3, Ryan Tannehill, at Houston, 10/25/15	PERFECT PASSER RATING (158.3) <i>(MIN. 20 ATTEMPTS)</i>	158.3, Geno Smith, vs. N.Y. Jets, 12/28/14
319, Ryan Tannehill, vs. Cleveland, 9/25/16	300+ YARD PASSER	329, Tyrod Taylor, at Buffalo, 12/24/16
Ryan Tannehill, 389, at New England, 9/18/16 and 319, vs. Cleveland, 9/25/16	CONSECUTIVE 300+ YARD PASSING GAMES	Philip Rivers, 331, at San Diego, 12/14/15 and Eli Manning, 337, vs. N.Y. Giants, 12/20/15
4, Matt Moore, at N.Y. Jets, 12/17/16	4+ TD PASSES	4, Joe Flacco, at Baltimore, 12/4/16
4, Matt Moore, at N.Y. Jets, 12/17/16	3+ TD PASSES	3, Tom Brady, vs. New England, 1/1/17
15, Chris Chambers, vs. Buffalo, 12/4/05	15+ RECEPTIONS	15, Isaac Bruce, at St. Louis, 12/24/95
13, Jarvis Landry, at L.A. Chargers, 9/17/17	10+ RECEPTIONS	10, Alvin Kamara, vs. New Orleans, 10/1/17
253, Brian Hartline, at Arizona, 9/30/12	200-YARD RECEIVER	221, Eric Decker, vs. N.Y. Jets, 12/28/14
253, Brian Hartline, at Arizona, 9/30/12	150-YARD RECEIVER	151, Julian Edelman, vs. New England, 1/1/17
108, Jarvis Landry, at N.Y. Jets, 12/17/16	100-YARD RECEIVER	100, Keenan Allen, at L.A. Chargers, 9/17/17
Jarvis Landry (137) and DeVante Parker (106) at New England, 9/18/16	TWO 100-YARD RECEIVERS IN SAME GAME	Calvin Johnson (113) and Golden Tate (109) at Detroit, 11/9/14
Jarvis Landry, 103, vs. Arizona, 12/11/16 and 108, at N.Y. Jets, 12/17/16	CONSECUTIVE 100-YARD RECEIVING GAMES	Sammy Watkins, 154, at Buffalo, 12/24/16, Julian Edelman, 151, vs. New England, 1/1/17, Keenan Allen, 100, at L.A. Chargers, 9/17/17
DeVante Parker, 106 (second half), at New England, 9/18/16	100-YARDS RECEIVING IN A HALF	Tyrell Williams, 109 (second half), at San Diego, 11/13/16
Has never happened	90+ YARD PASSING PLAY	99t, Tom Brady to Wes Welker, vs. New England, 9/12/11
80, Ryan Tannehill to Brian Hartline, at Arizona, 9/30/12	80+ YARD PASSING PLAY	84, Eli Manning to Odell Beckham Jr., vs. N.Y. Giants, 12/14/15
66t, Matt Moore to Jarvis Landry, at N.Y. Jets, 12/17/16	60+ YARD PASSING PLAY	69, Josh McCown to Robby Anderson, at N.Y. Jets, 9/24/17
56, Matt Moore to DeVante Parker, at Buffalo, 12/24/16	50+ YARD PASSING PLAY	69, Josh McCown to Robby Anderson, at N.Y. Jets, 9/24/17
56, Matt Moore to DeVante Parker, at Buffalo, 12/24/16	40+ YARD PASSING PLAY	40t, Matt Ryan to Marvin Hall, at Atlanta, 10/15/17
3, Lamar Thomas, vs. Denver, 12/21/98	3+ TD RECEPTIONS	3, Danny Woodhead, at San Diego, 12/20/15
2, Kenny Stills, vs. N.Y. Jets, 10/22/17	2+ TD RECEPTIONS	2, Charles Clay, at Buffalo, 12/24/16
Arian Foster (38 rushing and 62 receiving), at Seattle, 9/11/16	LED TEAM IN RUSHING & RECEIVING IN SAME GAME	Bilal Powell (84 rushing and 78 receiving), at N.Y. Jets, 12/17/16
Jay Ajayi (214 rushing) and Kenny Stills (100 receiving) vs. Buffalo, 10/23/16	100-YARD RUSHER & 100-YARD RECEIVER IN SAME GAME	LeSean McCoy (128 rushing) and Sammy Watkins (154 receiving) at Buffalo, 12/24/16
Dan Marino (307 passing), Mark Higgs (131 rushing) and Tony Martin (106 receiving), vs. Tampa Bay, 12/1/91	100-YARD RUSHER, 100-YARD RECEIVER & 300-YARD PASSER IN SAME GAME	Tyrod Taylor (329 passing), LeSean McCoy (128 rushing), Sammy Watkins (154 receiving), at Buffalo, 12/24/16
Damien Williams (1 rushing, 1 receiving), at San Diego, 11/13/16	1+ RUSHING TD & 1+ RECEIVING TD IN SAME GAME	J.J. Nelson (1 rushing, 1 receiving), at Arizona, 12/11/16



THE LAST TIME IT HAPPENED

THE LAST TIME (OFFENSE)		
BY DOLPHINS		BY OPPONENT
Ryan Tannehill (3 passing, 1 rushing), at Denver, 11/23/14	1+ PASSING TD & 1+ RUSHING TD IN SAME GAME	Josh McCown (3 passing, 1 rushing), vs. N.Y. Jets, 10/22/17
at L.A. Chargers, 9/17/17	NO TURNOVERS	vs. New Orleans, 10/1/17
vs. N.Y. Jets, 10/22/17	TD SCORED ON FIRST DRIVE	vs. N.Y. Jets, 10/22/17
Ryan Tannehill to Jarvis Landry, vs. Buffalo, 10/23/16	SUCCESSFUL 2-POINT CONVERSION	Tom Brady to Julian Edelman, vs. New England, 1/1/17
at Baltimore, 12/4/16	FAILED 2-POINT CONVERSION	vs. Houston, 10/25/15

THE LAST TIME (DEFENSE)		
BY DOLPHINS		BY OPPONENT
76, vs. Buffalo, 10/21/73	HELD OPPONENT UNDER 100 YARDS OF TOTAL OFFENSE	88, at New England, 10/12/80
118, vs. Buffalo, 9/21/03	HELD OPPONENT UNDER 150 YARDS OF TOTAL OFFENSE	103, at Buffalo, 12/22/13
188, vs. Tennessee, 10/8/17	HELD OPPONENT UNDER 200 YARDS OF TOTAL OFFENSE	178, vs. Tennessee, 10/8/17
188, vs. Tennessee, 10/8/17	HELD OPPONENT UNDER 300 YARDS OF TOTAL OFFENSE	272, vs. N.Y. Jets, 10/22/17
28, at Arizona, 9/30/12	HELD OPPONENT UNDER 30 YARDS RUSHING	12, at N.Y. Jets, 11/29/15
44, at L.A. Chargers, 9/17/17	HELD OPPONENT UNDER 50 YARDS RUSHING	30, at N.Y. Jets, 9/24/17
69, vs. Tennessee, 10/8/17	HELD OPPONENT UNDER 75 YARDS RUSHING	53, vs. N.Y. Jets, 10/22/17
92, vs. N.Y. Jets, 10/22/17	HELD OPPONENT UNDER 100 YARDS RUSHING	53, vs. N.Y. Jets, 10/22/17
49, at N.Y. Jets, 12/1/14	HELD OPPONENT UNDER 100 YARDS NET PASSING	78, vs. Tennessee, 10/8/17
125, vs. Arizona, 12/11/16	HELD OPPONENT UNDER 150 YARDS NET PASSING	78, vs. Tennessee, 10/8/17
Louis Delmas (81) and Brent Grimes (22), at Jacksonville, 10/26/14	2+ INTERCEPTION RETURNS FOR TOUCHDOWNS BY TEAM IN SAME GAME	Darren Sharper (42) and Tracy Porter (54), vs. New Orleans, 10/25/09
60t, Kiko Alonso, at San Diego, 11/13/16	INTERCEPTION RETURN FOR A TD	27t, Brian Boddy-Calhoun, vs. Cleveland, 9/25/16



THE LAST TIME IT HAPPENED

THE LAST TIME (DEFENSE)		
BY DOLPHINS		BY OPPONENT
3, Sam Madison, vs. Tennessee, 11/7/99	3+ INTERCEPTIONS	3, Nate Clements, at Buffalo, 10/20/02
2, Tony Lippett, at N.Y. Jets, 12/17/16	2+ INTERCEPTIONS	2, Preston Brown, vs. Buffalo, 9/27/15
8, at Arizona, 9/30/12	7+ SACKS BY TEAM	7, vs. Indianapolis, 12/27/15
6, vs. Tennessee, 10/8/17	6+ SACKS BY TEAM	6, vs. Tennessee, 10/9/16
6, vs. Tennessee, 10/8/17	5+ SACKS BY TEAM	6, vs. Tennessee, 10/9/16
4, Cameron Wake, at Tennessee, 10/18/15	4+ SACKS	Has never happened
4, Cameron Wake, at Tennessee, 10/18/15	3+ SACKS	3.5, Elvis Dumervil, vs. Baltimore, 12/7/14
2.5, Cameron Wake, vs. N.Y. Jets, 10/22/17	2+ SACKS	2, Dominique Easley, at L.A. Rams, 11/20/16
38t, Reshad Jones, vs. Tennessee, 10/8/17	FUMBLE RECOVERED FOR TOUCHDOWN	54t, Chinedum Ndukwe, at Cincinnati, 12/20/07



THE LAST TIME IT HAPPENED

THE LAST TIME (SPECIAL TEAMS)		
BY DOLPHINS		BY OPPONENT
96t, Kenyan Drake, vs. N.Y. Jets, 11/6/16	KICKOFF RETURN FOR A TD	102t, C.J. Spiller, at Buffalo, 9/14/14
94t, Mercury Morris, at New England, 12/5/71	KICKOFF RETURN FOR A TD ON OPENING KICKOFF	101t, Jacoby Ford, at Oakland, 11/28/10
78, Kenyan Drake, vs. San Francisco, 11/27/16	50+ YARD KICKOFF RETURN	87, Chris Owusu, vs. N.Y. Jets, 12/28/14
74t, Jakeem Grant, vs. Tennessee, 10/9/16	PUNT RETURN FOR A TD	79t, Leodis McKelvin, at Buffalo, 11/15/12
74t, Jakeem Grant, vs. Tennessee, 10/9/16	50+ YARD PUNT RETURN	57, Jeremy Kerley, at N.Y. Jets, 11/29/15
Walt Aikens, at N.Y. Jets, 12/17/16	BLOCKED PUNT RECOVERED FOR A TD	Chris Burkett, vs. N.Y. Jets, 9/29/91
Walt Aikens, at N.Y. Jets, 12/17/16	BLOCKED PUNT	Boobie Dixon, at Buffalo, 9/14/14
Walt Aikens return of blocked PAT, vs. Arizona, 12/11/16	DEFENSIVE 2-POINT CONVERSION ON PAT	Has never happened
Jordan Phillips, vs. Arizona, 12/11/16	BLOCKED PAT	Donald Penn, vs. Tampa Bay, 11/15/09
Cody Parkey, vs. Tennessee, 10/8/17	MISSED (NOT BLOCKED) PAT	Chandler Catanzaro, at Arizona, 12/11/16
Earl Mitchell, at Detroit, 11/9/14	BLOCKED FIELD GOAL	Daniel McCullers, vs. Pittsburgh, 10/16/16
47t, Curtis Johnson, vs. Green Bay, 12/19/71	BLOCKED FIELD GOAL RETURNED FOR TD	62t, Kyle Arrington, vs. New England, 12/14/14
6, Dan Carpenter, at Oakland, 11/28/10	6+ FIELD GOALS ATTEMPTED	6, Cody Parkey, vs. Cleveland, 9/25/16
5, Andrew Franks, vs. Pittsburgh, 10/16/16	5+ FIELD GOALS ATTEMPTED	5, Mike Nugent, at Cincinnati, 9/29/16
4, Cody Parkey, at L.A. Chargers, 9/17/17	4+ FIELD GOALS ATTEMPTED	5, Mike Nugent, at Cincinnati, 9/29/16
4, Cody Parkey, at L.A. Chargers, 9/17/17	3+ FIELD GOALS ATTEMPTED	3, Will Lutz, vs. New Orleans, 10/1/17
6, Olindo Mare, at New England, 10/17/99	6+ FIELD GOALS MADE	Never happened
5, Dan Carpenter, at Cincinnati, 10/31/10	5+ FIELD GOALS MADE	5, Mike Nugent, at Cincinnati, 9/29/16
4, Cody Parkey, at L.A. Chargers, 9/17/17	4+ FIELD GOALS MADE	5, Mike Nugent, at Cincinnati, 9/29/16
4, Cody Parkey, at L.A. Chargers, 9/17/17	3+ FIELD GOALS MADE	3, Nick Folk, vs. N.Y. Jets, 11/6/16
at N.Y. Jets, 10/28/12	SUCCESSFUL ONSIDES KICK	at Buffalo, 12/18/11
at San Diego, 12/20/15	FAILED ONSIDES KICK ATTEMPT	vs. Buffalo, 10/23/16

National Football League Game Summary

NFL Copyright © 2017 by The National Football League. All rights reserved. This summary and play-by-play is for the express purpose of assisting media in their coverage of the game; any other use of this material is prohibited without the written permission of the National Football League. Updated: 10/23/2017

Date: Sunday, 10/22/2017

New York Jets at Miami Dolphins
at Hard Rock Stadium, Miami Gardens, Fla.

Start Time: 1:02 PM EDT

Game Day Weather

Game Weather: Partly Cloudy
Played Outdoor on Turf: Natural Grass

Temp: 86° F (30.0° C) Humidity: 67%, Wind: ESE 18 mph

Officials

Referee: Coleman, Walt (65)	Umpire: Rice, Jeff (44)	Down Judge: Bowers, Derick (74)
Line Judge: Codey, Kevin (16)	Field Judge: Patterson, Rick (15)	Side Judge: Coleman, James (95)
Back Judge: Miles, Terrence (111)	Replay Official: Lewis, Darryll (0)	

Lineups

New York Jets

Offense		Defense	
WR 11	R.Anderson	DL 92	L.Williams
LT 68	K.Beachum	DL 99	S.McLendon
LG 77	J.Carpenter	DL 96	M.Wilkerson
C 76	W.Johnson	OLB 47	D.Bass
RG 67	B.Winters	ILB 58	D.Lee
RT 72	B.Shell	ILB 56	D.Davis
TE 88	A.Seferian-Jenkins	OLB 48	J.Jenkins
WR 10	J.Kearse	CB 41	B.Skrine
WR 14	J.Kerley	CB 21	M.Claiborne
QB 15	J.McCown	SS 33	Ja.Adams
RB 29	B.Powell	FS 26	M.Maye

Miami Dolphins

Offense		Defense	
WR 10	K.Stills	DE 50	A.Branch
LT 67	L.Tunsil	DT 93	N.Suh
LG 65	A.Steen	DT 97	J.Phillips
C 51	M.Pouncey	DE 91	C.Wake
RG 74	J.Bushrod	LB 47	K.Alonso
RT 70	J.James	LB 94	L.Timmons
TE 89	J.Thomas	DB 28	B.McCain
QB 6	J.Cutler	CB 30	C.Tankersley
RB 23	J.Ajayi	CB 25	X.Howard
WR 14	J.Landry	S 20	R.Jones
TE 80	A.Fasano	S 29	N.Allen

Substitutions

P 4 L.Edwards, K 7 C.Catanzaro, WR 16 C.Hansen, WR 18 A.Stewart, RB 22 M.Forte, S 23 T.Brooks, RB 25 E.McGuire, CB 27 D.Roberts, CB 32 J.Burris, CB 38 X.Coleman, LS 42 T.Hennessy, FB 44 L.Thomas, S 45 R.Miles, LB 51 J.Stanford, LB 54 B.Carter, G 70 D.Dozier, T 71 B.Ijalana, OL 79 B.Qvale, TE 83 E.Tomlinson, DL 94 K.Ealy, LB 95 J.Martin, DL 97 E.Stinson, DL 98 M.Pennel

K 1 C.Parkey, QB 8 M.Moore, P 16 M.Haack, WR 19 J.Grant, CB/S 21 J.Lucas, RB 26 D.Williams, S 31 M.Thomas, RB 32 K.Drake, CB 33 T.McTyer, RB 34 S.Perry, CB/S 35 W.Aikens, CB 42 A.Verner, LB 45 M.Hull, TE 48 M.Gray, DT 56 D.Godchaux, LB 58 R.Maulaluga, LB 59 C.Allen, C 64 J.Brendel, G/T 77 J.Davis, DE 78 T.Fede, WR 88 L.Carroo, DE 90 C.Harris, LS 92 J.Denney, DE 95 W.Hayes

Did Not Play

QB 9 B.Petty

Did Not Play

Not Active

QB 5 C.Hackenberg, CB 31 D.Jones, RB 39 T.Cadet, LB 50 F.Bishop, LB 57 O.Gwacham, OL 78 J.Harrison, TE 86 J.Leggett

Not Active

WR 11 D.Parker, S 27 M.Smith, CB 41 B.Maxwell, LB 44 S.Anthony, G 68 I.Asiaata, T 79 S.Young, DT 96 V.Taylor

Field Goals (made () & missed)

		C.Parkey		(39)			
		1	2	3	4	OT	Total
VISITOR:	New York Jets	14	7	7	0	0	28
HOME:	Miami Dolphins	7	7	0	17	0	31

Scoring Plays

Team	Qtr	Time	Play Description (Extra Point) (Drive Info)	Visitor	Home
Jets	1	12:55	J.Kearse 29 yd. pass from J.McCown (C.Catanzaro kick) (5-75, 2:05)	7	0
Dolphins	1	10:44	J.Landry 4 yd. pass from J.Cutler (C.Parkey kick) (5-75, 2:11)	7	7
Jets	1	1:27	R.Anderson 18 yd. pass from J.McCown (C.Catanzaro kick) (8-75, 4:54)	14	7
Dolphins	2	6:14	A.Fasano 4 yd. pass from J.Cutler (C.Parkey kick) (10-70, 5:11)	14	14
Jets	2	1:51	J.McCown 1 yd. run (C.Catanzaro kick) (2-1, 0:41)	21	14
Jets	3	1:41	A.Seferian-Jenkins 10 yd. pass from J.McCown (C.Catanzaro kick) (7-45, 4:05)	28	14
Dolphins	4	11:21	K.Stills 28 yd. pass from M.Moore (C.Parkey kick) (4-42, 1:27)	28	21
Dolphins	4	6:19	K.Stills 2 yd. pass from M.Moore (C.Parkey kick) (6-54, 3:25)	28	28
Dolphins	4	0:22	C.Parkey 39 yd. Field Goal (4-6, 0:17)	28	31

National Football League Game Summary

NFL Copyright © 2017 by The National Football League. All rights reserved. This summary and play-by-play is for the express purpose of assisting media in their coverage of the game; any other use of this material is prohibited without the written permission of the National Football League. Updated: 10/23/2017

Paid Attendance: 65,025

Time: 3:25

Final Individual Statistics

New York Jets

RUSHING	ATT	YDS	AVG	LG	TD
B.Powell	9	43	4.8	25	0
M.Forte	7	41	5.9	15	0
E.McGuire	3	7	2.3	4	0
J.McCown	3	1	0.3	1	1
Total	22	92	4.2	25	1

PASSING	ATT	CMP	YDS	SK/YD	TD	LG	IN	RT
J.McCown	27	17	209	3/29	3	31	1	108.4
Total	27	17	209	3/29	3	31	1	108.4

PASS RECEIVING	TAR	REC	YDS	AVG	LG	TD
M.Forte	5	5	41	8.2	21	0
R.Anderson	5	3	35	11.7	18	1
A.Seferian-Jenkins	5	3	21	7.0	10	1
B.Powell	2	2	40	20.0	31	0
J.Kerley	4	2	17	8.5	15	0
J.Kearse	4	1	29	29.0	29	1
E.Tomlinson	1	1	26	26.0	26	0
Total	26	17	209	12.3	31	3

INTERCEPTIONS	NO	YDS	AVG	LG	TD
M.Maye	1	32	32.0	32	0
M.Wilkerson	1	3	3.0	3	0
Total	2	35	17.5	32	0

PUNTING	NO	YDS	AVG	NET	TB	IN20	LG
L.Edwards	7	321	45.9	41.1	0	2	60
Total	7	321	45.9	41.1	0	2	60

PUNT RETURNS	NO	YDS	AVG	FC	LG	TD
J.Kerley	4	24	6.0	1	11	0
[DOWNED]	1	0	0.0	0	0	0
Total	4	24	6.0	1	11	0

KICKOFF RETURNS	NO	YDS	AVG	FC	LG	TD
A.Stewart	2	30	15.0	0	17	0
[TOUCHBACK]	4	0	0.0	0	0	0
Total	2	30	15.0	0	17	0

Miami Dolphins

RUSHING	ATT	YDS	AVG	LG	TD
J.Ajayi	23	51	2.2	11	0
D.Williams	2	2	1.0	2	0
Total	25	53	2.1	11	0

PASSING	ATT	CMP	YDS	SK/YD	TD	LG	IN	RT
M.Moore	21	13	188	1/9	2	29	1	102.9
J.Cutler	16	12	138	2/13	2	36	1	114.1
Total	37	25	326	3/22	4	36	2	108.6

PASS RECEIVING	TAR	REC	YDS	AVG	LG	TD
J.Landry	11	7	93	13.3	29	1
K.Stills	9	6	85	14.2	36	2
J.Thomas	4	3	58	19.3	25	0
J.Ajayi	4	3	26	8.7	15	0
A.Fasano	4	3	25	8.3	22	1
D.Williams	3	2	18	9.0	12	0
L.Carroo	1	1	21	21.0	21	0
Total	36	25	326	13.0	36	4

INTERCEPTIONS	NO	YDS	AVG	LG	TD
B.McCain	1	6	6.0	6	0
Total	1	6	6.0	6	0

PUNTING	NO	YDS	AVG	NET	TB	IN20	LG
M.Haack	6	267	44.5	40.5	0	2	58
Total	6	267	44.5	40.5	0	2	58

PUNT RETURNS	NO	YDS	AVG	FC	LG	TD
J.Grant	3	17	5.7	2	11	0
J.Landry	1	16	16.0	0	16	0
[DOWNED]	1	0	0.0	0	0	0
Total	4	33	8.3	2	16	0

KICKOFF RETURNS	NO	YDS	AVG	FC	LG	TD
J.Grant	1	30	30.0	0	30	0
K.Drake	1	26	26.0	0	26	0
[TOUCHBACK]	3	0	0.0	0	0	0
Total	2	56	28.0	0	30	0

New York Jets

FUMBLES	FUM	LOST	OWN-REC	YDS	TD	FORCED	OPP-REC	YDS	TD	OUT-BDS
J.Kerley	2	1	1	0	0	0	0	0	0	0
D.Lee	0	0	0	0	0	1	0	0	0	0
Total	2	1	1	0	0	1	0	0	0	0

Miami Dolphins

FUMBLES	FUM	LOST	OWN-REC	YDS	TD	FORCED	OPP-REC	YDS	TD	OUT-BDS
A.Fasano	1	0	0	0	0	0	0	0	0	1
T.Fede	0	0	0	0	0	0	1	0	0	0
Total	1	0	0	0	0	0	1	0	0	1

Final Team Statistics

	Visitor Jets	Home Dolphins
TOTAL FIRST DOWNS	16	25
By Rushing	4	3
By Passing	10	16
By Penalty	2	6
THIRD DOWN EFFICIENCY	4-11-36%	5-13-38%
FOURTH DOWN EFFICIENCY	0-0-0%	0-0-0%
TOTAL NET YARDS	272	357
Total Offensive Plays (inc. times thrown passing)	52	65
Average gain per offensive play	5.2	5.5
NET YARDS RUSHING	92	53
Total Rushing Plays	22	25
Average gain per rushing play	4.2	2.1
Tackles for a loss-number and yards	0-0	4-9
NET YARDS PASSING	180	304
Times thrown - yards lost attempting to pass	3-29	3-22
Gross yards passing	209	326
PASS ATTEMPTS-COMPLETIONS-HAD INTERCEPTED	27-17-1	37-25-2
Avg gain per pass play (inc.# thrown passing)	6.0	7.6
KICKOFFS Number-In End Zone-Touchbacks	5-5-3	6-4-4
PUNTS Number and Average	7-45.9	6-44.5
Had Blocked	0	0
FGs - PATs Had Blocked	0-0	0-0
Net Punting Average	41.1	40.5
TOTAL RETURN YARDAGE (Not Including Kickoffs)	59	39
No. and Yards Punt Returns	4-24	4-33
No. and Yards Kickoff Returns	2-30	2-56
No. and Yards Interception Returns	2-35	1-6
PENALTIES Number and Yards	12-124	9-76
FUMBLES Number and Lost	2-1	1-0
TOUCHDOWNS	4	4
Rushing	1	0
Passing	3	4
EXTRA POINTS Made-Attempts	4-4	4-4
Kicking Made-Attempts	4-4	4-4
FIELD GOALS Made-Attempts	0-0	1-1
RED ZONE EFFICIENCY	3-3-100%	3-3-100%
GOAL TO GO EFFICIENCY	1-1-100%	3-3-100%
SAFETIES	0	0
FINAL SCORE	28	31
TIME OF POSSESSION	28:02	31:58

Ball Possession And Drive Chart

New York Jets

#	Time Recd	Time Lost	Time Poss	How Ball Obtained	Drive Began	# Play	Yds Gain	Yds Pen	Net Yds	1st Down	Last Scrm	How Given Up
1	15:00	12:55	2:05	Kickoff	NYJ 25	5	75	0	75	3	MIA 29	Touchdown
2	10:44	9:13	1:31	Kickoff	NYJ 20	3	1	0	1	0	NYJ 21	Punt
3	6:21	1:27	4:54	Punt	NYJ 25	8	70	5	75	5	* MIA 18	Touchdown
4	13:06	11:25	1:41	Punt	NYJ 21	3	4	0	4	0	NYJ 25	Punt
5	6:14	2:44	3:30	Kickoff	NYJ 25	5	41	-10	31	1	MIA 44	Punt
6	2:32	1:51	0:41	Interception	MIA 1	2	1	0	1	1	* MIA 1	Touchdown
7	0:28	0:00	0:28	Punt	NYJ 22	1	-1	0	-1	0	NYJ 22	End of Half
8	10:51	8:04	2:47	Punt	NYJ 20	5	51	-25	26	1	NYJ 46	Punt
9	5:46	1:41	4:05	Interception	MIA 45	7	34	11	45	4	* MIA 10	Touchdown
10	14:45	12:48	1:57	Punt	NYJ 17	3	-1	-5	-6	0	NYJ 11	Punt
11	11:21	9:44	1:37	Kickoff	NYJ 25	3	-5	-5	-10	0	NYJ 15	Punt
12	6:19	4:03	2:16	Kickoff	NYJ 25	4	6	0	6	1	NYJ 31	Punt
13	0:47	0:39	0:08	Punt	NYJ 15	1	0	0	0	0	NYJ 15	Interception
14	0:22	0:00	0:22	Kickoff	NYJ 16	2	-4	-8	-12	0	NYJ 8	Fumble

(410) Average NYJ 29

Miami Dolphins

#	Time Recd	Time Lost	Time Poss	How Ball Obtained	Drive Began	# Play	Yds Gain	Yds Pen	Net Yds	1st Down	Last Scrm	How Given Up
1	12:55	10:44	2:11	Kickoff	MIA 25	5	75	0	75	4	* NYJ 4	Touchdown
2	9:13	6:21	2:52	Punt	MIA 28	3	-1	-10	-11	0	MIA 17	Punt
3	1:27	13:06	3:21	Kickoff	MIA 28	5	18	5	23	1	NYJ 49	Punt
4	11:25	6:14	5:11	Punt	MIA 30	10	37	33	70	5	* NYJ 4	Touchdown
5	2:44	2:32	0:12	Punt	MIA 5	2	2	0	2	0	MIA 7	Interception
6	1:51	0:28	1:23	Kickoff	MIA 25	5	7	0	7	1	MIA 32	Punt
7	15:00	10:51	4:09	Kickoff	MIA 22	6	27	-5	22	2	MIA 44	Punt
8	8:04	5:46	2:18	Punt	MIA 15	5	44	0	44	2	NYJ 41	Interception
9	1:41	14:45	1:56	Kickoff	MIA 25	4	19	0	19	1	MIA 44	Punt
10	12:48	11:21	1:27	Punt	NYJ 42	4	42	0	42	2	NYJ 28	Touchdown
11	9:44	6:19	3:25	Punt	MIA 46	6	56	-2	54	5	* NYJ 2	Touchdown
12	4:03	0:47	3:16	Punt	MIA 25	7	25	0	25	2	50	Punt
13	0:39	0:22	0:17	Interception	NYJ 27	4	6	0	6	0	NYJ 21	Field Goal

(405) Average MIA 31

* inside opponent's 20

Time of Possession by Quarter

	1st	2nd	3rd	4th	OT	Total
Visitor New York Jets	8:30	6:20	6:52	6:20		28:02
Home Miami Dolphins	6:30	8:40	8:08	8:40		31:58

Kickoff Drive No.-Start Average

Jets: 6 - NYJ 23 Dolphins: 5 - MIA 25

Final Defensive Statistics

New York Jets	Regular Defensive Plays												Special Teams					Misc			
	TKL	AST	COMB	SK	/ YDS	TFL	Q	IN	PD	FF	FR	TKL	AST	FF	FR	BL	TKL	AST	FF	FR	
D.Lee	9	2	11	0	0	0	1	1	0	0	1	0	0	0	0	0	0	0	0	0	
M.Maye	3	4	7	0	0	0	0	1	1	0	0	0	0	0	0	0	0	0	0	0	
Ja.Adams	5	1	6	1	8	2	1	0	1	0	0	0	0	0	0	0	0	0	0	0	
D.Davis	4	2	6	1	9	1	1	0	0	0	0	0	0	0	0	0	0	0	0	0	
D.Roberts	3	1	4	0	0	0	0	0	0	0	0	0	0	0	0	0	0	0	0	0	
J.Martin	2	2	4	1	5	1	1	0	0	0	0	0	0	0	0	0	0	0	0	0	
M.Wilkerson	2	2	4	0	0	0	1	1	1	0	0	0	0	0	0	0	0	0	0	0	
M.Claiborne	3	0	3	0	0	0	0	0	0	0	0	0	0	0	0	0	0	0	0	0	
B.Skrine	3	0	3	0	0	0	0	0	0	0	0	0	0	0	0	0	0	0	0	0	
S.McLendon	2	0	2	0	0	2	0	0	0	0	0	0	0	0	0	0	0	0	0	0	
L.Williams	1	1	2	0	0	0	3	0	0	0	0	0	0	0	0	0	0	0	0	0	
J.Jenkins	0	2	2	0	0	0	1	0	0	0	0	0	0	0	0	0	0	0	0	0	
D.Bass	0	2	2	0	0	0	1	0	0	0	0	0	0	0	0	0	0	0	0	0	
K.Ealy	1	0	1	0	0	0	0	0	1	0	0	0	0	0	0	0	0	0	0	0	
M.Pennel	1	0	1	0	0	0	0	0	0	0	0	0	0	0	0	0	0	0	0	0	
E.Stinson	0	1	1	0	0	0	0	0	0	0	0	0	0	0	0	0	0	0	0	0	
R.Miles	0	0	0	0	0	0	1	0	0	0	0	0	0	0	0	0	0	0	0	0	
T.Brooks	0	0	0	0	0	0	1	0	0	0	0	0	0	0	0	0	0	0	0	0	
J.Stanford	0	0	0	0	0	0	0	0	0	0	0	0	0	0	0	0	0	0	0	0	
B.Carter	0	0	0	0	0	0	0	0	0	0	0	0	0	0	0	0	0	0	0	0	
J.Kerley	0	0	0	0	0	0	0	0	0	0	0	0	0	0	1	0	0	0	0	0	
J.Kearse	0	0	0	0	0	0	0	0	0	0	0	0	0	0	0	0	1	0	0	0	
B.Powell	0	0	0	0	0	0	0	0	0	0	0	0	0	0	0	0	1	0	0	0	
Total	39	20	59	3	22	7	12	2	4	1	0	3	4	0	1	0	2	0	0	0	

TKL = Tackle AST = Assist COMB = Combined QH=QB Hit IN = Interception PD = Pass Defense FF = Forced Fumble FR = Fumble Recovery

Miami Dolphins	Regular Defensive Plays												Special Teams					Misc			
	TKL	AST	COMB	SK	/ YDS	TFL	QH	IN	PD	FF	FR	TKL	AST	FF	FR	BL	TKL	AST	FF	FR	
R.Jones	7	0	7	0	0	0	0	0	1	0	0	0	0	0	0	0	0	0	0	0	
K.Alonso	4	0	4	0	0	0	0	0	0	0	0	0	0	0	0	0	0	0	0	0	
C.Wake	3	1	4	2.5	24	2	3	0	0	0	0	0	0	0	0	0	0	0	0	0	
L.Timmons	3	0	3	0	0	1	0	0	0	0	0	0	0	0	0	0	0	0	0	0	
C.Harris	3	0	3	0	0	0	0	0	0	0	0	0	0	0	0	0	0	0	0	0	
R.Maaluga	2	1	3	0	0	0	0	0	0	0	0	0	0	0	0	0	0	0	0	0	
N.Allen	1	2	3	0	0	0	0	0	1	0	0	0	0	0	0	0	0	0	0	0	
B.McCain	2	0	2	0	0	0	0	1	1	0	0	0	0	0	0	0	0	0	0	0	
T.Fede	2	0	2	0	0	0	0	0	0	0	1	2	0	0	0	0	0	0	0	0	
X.Howard	1	1	2	0	0	0	0	0	1	0	0	0	0	0	0	0	0	0	0	0	
A.Branch	1	1	2	0	0	0	0	0	0	0	0	0	0	0	0	0	0	0	0	0	
C.Tankersley	1	1	2	0	0	0	0	0	0	0	0	0	0	0	0	0	0	0	0	0	
N.Suh	0	2	2	0.5	5	0	2	0	0	0	0	0	0	0	0	0	0	0	0	0	
D.Godchaux	1	0	1	0	0	0	0	0	0	0	0	0	0	0	0	0	0	0	0	0	
W.Hayes	0	1	1	0	0	0	0	0	0	0	0	0	0	0	0	0	0	0	0	0	
K.Drake	0	0	0	0	0	0	0	0	0	0	0	2	1	0	0	0	0	0	0	0	
M.Hull	0	0	0	0	0	0	0	0	0	0	0	1	0	0	0	0	0	0	0	0	
A.Verner	0	0	0	0	0	0	0	0	0	0	0	1	0	0	0	0	0	0	0	0	
J.Bushrod	0	0	0	0	0	0	0	0	0	0	0	0	0	0	0	0	1	0	0	0	
J.Landry	0	0	0	0	0	0	0	0	0	0	0	0	0	0	0	0	1	0	0	0	
Total	31	10	41	3	29	3	5	1	4	0	1	6	1	0	0	0	2	0	0	0	

New York Jets vs Miami Dolphins
10/22/2017 at Hard Rock Stadium

First Half Summary

PERIOD SCORES

Jets	14	7 = 21
Dolphins	7	7 = 14

TIME OF POSSESSION

Jets	14:50
Dolphins	15:10

Scoring Plays

Team	Qtr	Time	Play Description (Extra Point) (Drive Info)	Visitor	Home
Jets	1	12:55	J.Kearse 29 yd. pass from J.McCown (C.Catanzaro kick) (5-75, 2:05)	7	0
Dolphins	1	10:44	J.Landry 4 yd. pass from J.Cutler (C.Parkey kick) (5-75, 2:11)	7	7
Jets	1	1:27	R.Anderson 18 yd. pass from J.McCown (C.Catanzaro kick) (8-75, 4:54)	14	7
Dolphins	2	6:14	A.Fasano 4 yd. pass from J.Cutler (C.Parkey kick) (10-70, 5:11)	14	14
Jets	2	1:51	J.McCown 1 yd. run (C.Catanzaro kick) (2-1, 0:41)	21	14

	New York Jets	Miami Dolphins
TOTAL FIRST DOWNS	10	11
First Downs Rushing-Passing-by Penalty	2 - 7 - 1	3 - 5 - 3
THIRD DOWN EFFICIENCY	2-5-40%	1-4-25%
TOTAL NET YARDS	191	138
Total Offensive Plays	27	30
NET YARDS RUSHING	38	25
NET YARDS PASSING	153	113
Gross Yards Passing	163	126
Times thrown-yards lost attempting to pass	1-10	2-13
Pass Attempts-Completions-Had Intercepted	15 - 10 - 0	15 - 11 - 1
Punts-Number and Average	3 - 46.3	3 - 49.3
Penalties-Number and Yards	4 - 68	5 - 35
Fumbles-Number and Lost	1 - 0	1 - 0
Red Zone Efficiency	2-2-100%	2-2-100%
Average Drive Start	NYJ 34	MIA 24

New York Jets

Miami Dolphins

RUSHING						RUSHING					
	ATT	YDS	AVG	LG	TD		ATT	YDS	AVG	LG	TD
B.Powell	4	27	6.8	25	0	J.Ajayi	11	23	2.1	11	0
E.McGuire	3	7	2.3	4	0	D.Williams	2	2	1.0	2	0
M.Forte	2	4	2.0	4	0						
J.McCown	2	0	0.0	1	1						
Total	11	38	3.5	25	1	Total	13	25	1.9	11	0

PASSING									PASSING								
	ATT	CMP	YDS	SK/YD	TD	LG	IN	RT		ATT	CMP	YDS	SK/YD	TD	LG	IN	RT
J.McCown	15	10	163	1/10	2	31	0	142.5	J.Cutler	15	11	126	2/13	2	36	1	110.0
Total	15	10	163	1/10	2	31	0	142.5	Total	15	11	126	2/13	2	36	1	110.0

PASS RECEIVING							PASS RECEIVING						
	TAR	REC	YDS	AVG	LG	TD		TAR	REC	YDS	AVG	LG	TD
M.Forte	3	3	40	13.3	21	0	K.Stills	4	2	43	21.5	36	0
B.Powell	2	2	40	20.0	31	0	J.Thomas	3	2	38	19.0	25	0
R.Anderson	3	2	18	9.0	18	1	J.Ajayi	2	2	23	11.5	15	0
J.Kearse	2	1	29	29.0	29	1	J.Landry	3	2	13	6.5	9	1
E.Tomlinson	1	1	26	26.0	26	0	A.Fasano	2	2	3	1.5	4	1
J.Kerley	2	1	10	10.0	10	0	D.Williams	1	1	6	6.0	6	0
A.Seferian-Jenkins	1	0	0	0.0	0	0							
Total	14	10	163	16.3	31	2	Total	15	11	126	11.5	36	2

New York Jets

Regular Defensive Plays

Special Teams

Misc

	TKL	AST	COMB	SK	/ YDS	TFL	Q	IN	PD	FF	FR	TKL	AST	FF	FR	BL	TKL	AST	FF	FR	
M.Maye	2	3	5	0	0	0	0	0	0	0	0	0	0	0	0	0	0	0	0	0	0
Ja.Adams	4	0	4	1	8	2	1	0	1	0	0	0	1	0	0	0	0	0	0	0	0
D.Lee	3	1	4	0	0	0	0	0	0	1	0	0	0	0	0	0	0	0	0	0	0
J.Martin	2	1	3	1	5	1	1	0	0	0	0	0	0	0	0	0	0	0	0	0	0
Total	11	5	16	2	13	3	2	0	1	1	0	0	1	0	0	0	0	0	0	0	0

First Half Summary

Miami Dolphins	Regular Defensive Plays											Special Teams					Misc				
	TKL	AST	COMB	SK	/ YDS	TFL	QH	IN	PD	FF	FR	TKL	AST	FF	FR	BL	TKL	AST	FF	FR	
R.Jones	4	0	4	0	0	0	0	0	0	0	0	0	0	0	0	0	0	0	0	0	0
K.Alonso	3	0	3	0	0	0	0	0	0	0	0	0	0	0	0	0	0	0	0	0	0
R.Mauualuga	2	0	2	0	0	0	0	0	0	0	0	0	0	0	0	0	0	0	0	0	0
C.Wake	2	0	2	1	10	1	1	0	0	0	0	0	0	0	0	0	0	0	0	0	0
Total	11	0	11	1	10	1	1	0	0	0	0	0	0	0	0	0	0	0	0	0	0

First Quarter

10/22/2017

Play By Play

NYJ wins toss, elects to Receive, and MIA elects to defend the East goal.

C.Parkey kicks 65 yards from MIA 35 to end zone, Touchback.

New York Jets at 15:00

- 1-10-NYJ 25 (15:00) (Shotgun) J.McCown pass short right to B.Powell pushed ob at MIA 44 for 31 yards (R.Jones). P1
- 1-10-MIA 44 (14:33) E.McGuire up the middle to MIA 42 for 2 yards (N.Suh; A.Branch).
- 2-8-MIA 42 (13:50) (Shotgun) J.McCown pass short left to M.Forte to MIA 29 for 13 yards (K.Alonso). P2
- 1-10-MIA 29 (13:06) J.McCown pass incomplete short left to R.Anderson.
- 2-10-MIA 29 (13:01) **J.McCown pass deep right to J.Kearse for 29 yards, TOUCHDOWN.** P3
C.Catanzaro extra point is GOOD, Center-T.Hennessy, Holder-L.Edwards.

NYJ 7 MIA 0, 5 plays, 75 yards, 2:05 drive, 2:05 elapsed

C.Catanzaro kicks 65 yards from NYJ 35 to end zone, Touchback.

Miami Dolphins at 12:55

- 1-10-MIA 25 (12:55) J.Cutler pass short right to J.Thomas pushed ob at 50 for 25 yards (M.Maye). P1
- 1-10-50 (12:23) J.Ajayi left tackle to MIA 49 for -1 yards (S.McLendon).
- 2-11-MIA 49 (11:43) (Shotgun) J.Ajayi left guard to NYJ 40 for 11 yards (M.Maye; D.Bass). R2
- 1-10-NYJ 40 (11:02) (Shotgun) J.Cutler pass incomplete deep right to K.Stills [D.Bass]. P3
Miami challenged the pass completion ruling, and the play was REVERSED.
(Shotgun) J.Cutler pass deep right to K.Stills to NYJ 4 for 36 yards (M.Maye) [D.Bass].
- 1-4-NYJ 4 (10:50) **J.Cutler pass short left to J.Landry for 4 yards, TOUCHDOWN.** P4
(Kick formation) C.Parkey extra point is GOOD, Center-J.Denney, Holder-M.Haack.

NYJ 7 MIA 7, 5 plays, 75 yards, 2:11 drive, 4:16 elapsed

C.Parkey kicks 62 yards from MIA 35 to NYJ 3. A.Stewart to NYJ 20 for 17 yards (K.Drake).

New York Jets at 10:44, (1st play from scrimmage 10:39)

- 1-10-NYJ 20 (10:39) M.Forte up the middle to NYJ 20 for no gain (R.Jones).
- 2-10-NYJ 20 (10:08) B.Powell left tackle to NYJ 21 for 1 yard (R.Mauluga).
- 3-9-NYJ 21 (9:35) (Shotgun) J.McCown pass incomplete short right to A.Seferian-Jenkins.
- 4-9-NYJ 21 (9:21) (Punt formation) L.Edwards punts 51 yards to MIA 28, Center-T.Hennessy, fair catch by J.Grant.

Miami Dolphins at 9:13

- 1-10-MIA 28 (9:13) J.Ajayi right tackle to MIA 24 for -4 yards (Ja.Adams).
- 2-14-MIA 24 (8:42) *PENALTY on MIA-K.Stills, False Start, 5 yards, enforced at MIA 24 - No Play.*
- 2-19-MIA 19 (8:25) (Shotgun) J.Ajayi right tackle to MIA 20 for 1 yard (M.Maye; L.Williams).
- 3-18-MIA 20 (7:31) (Shotgun) D.Williams left guard to MIA 22 for 2 yards (M.Wilkerson).
- 4-16-MIA 22 (7:05) (Punt formation) *PENALTY on MIA-K.Drake, False Start, 5 yards, enforced at MIA 22 - No Play.*
- 4-21-MIA 17 (6:32) (Punt formation) M.Haack punts 58 yards to NYJ 25, Center-J.Denney. J.Kerley to NYJ 25 for no gain (K.Drake).

New York Jets at 6:21

- 1-10-NYJ 25 (6:21) J.McCown pass incomplete short right.
- 2-10-NYJ 25 (6:14) (Shotgun) E.McGuire right guard to NYJ 29 for 4 yards (A.Branch).
- 3-6-NYJ 29 (5:31) (Shotgun) J.McCown pass short left to J.Kerley to NYJ 39 for 10 yards (B.McCain). P4
- 1-10-NYJ 39 (5:10) E.McGuire left guard to NYJ 40 for 1 yard (D.Godchaux).
- 2-9-NYJ 40 (4:23) J.McCown sacked at NYJ 30 for -10 yards (C.Wake).
- 3-19-NYJ 30 (3:32) (Shotgun) J.McCown pass short right to M.Forte to MIA 49 for 21 yards (X.Howard; N.Allen). P5
Timeout #1 by NYJ at 02:38.
- 1-10-MIA 49 (2:38) J.McCown pass short right to J.Kearse to MIA 49 for no gain (C.Tankersley).
PENALTY on MIA-J.Phillips, Illegal Use of Hands, 5 yards, enforced at MIA 49 - No Play. X6
- 1-10-MIA 44 (2:22) J.McCown pass short right to E.Tomlinson to MIA 18 for 26 yards (K.Alonso). P7
- 1-10-MIA 18 (1:34) (Shotgun) **J.McCown pass deep middle to R.Anderson for 18 yards, TOUCHDOWN.** P8
(Kick formation) C.Catanzaro extra point is GOOD, Center-T.Hennessy, Holder-L.Edwards.

NYJ 14 MIA 7, 8 plays, 75 yards, 1 penalty, 4:54 drive, 13:33 elapsed

C.Catanzaro kicks 67 yards from NYJ 35 to MIA -2. J.Grant to MIA 28 for 30 yards (B.Carter; Ja.Adams).

Miami Dolphins at 1:27, (1st play from scrimmage 1:19)

- 1-10-MIA 28 (1:19) J.Cutler pass incomplete short left to J.Thomas.

New York Jets vs Miami Dolphins at Hard Rock Stadium

2-10-MIA 28 (1:13) J.Ajayi right tackle to MIA 29 for 1 yard (J.Jenkins; E.Stinson).

3-9-MIA 29 (:26) (Shotgun) J.Cutler sacked at MIA 17 for -12 yards (D.Lee).

PENALTY on NYJ-D.Lee, Roughing the Passer, 15 yards, enforced at MIA 29 - No Play.

1-10-MIA 44 (:09) J.Ajayi right end pushed ob at NYJ 49 for 7 yards (M.Maye).

PENALTY on MIA-M.Pouncey, Offensive Holding, 10 yards, enforced at MIA 44 - No Play.

X5

END OF QUARTER

	Score	Time Poss	First Downs				Efficiencies	
			R	P	X	T	3 Down	4 Down
New York Jets	14	8:30	0	7	1	8	2/3	0/0
Miami Dolphins	7	6:30	1	3	1	5	0/1	0/0

Second Quarter

10/22/2017

Play By Play

Miami Dolphins continued.

- 1-20-MIA 34 (15:00) (Shotgun) J.Ajayi right guard to MIA 37 for 3 yards (D.Davis).
- 2-17-MIA 37 (14:31) (Shotgun) J.Cutler pass short left to A.Fasano to MIA 39 for 2 yards (D.Lee). FUMBLES (D.Lee), ball out of bounds at MIA 36.
- 3-18-MIA 36 (13:56) (Shotgun) J.Cutler pass short left to J.Ajayi to NYJ 49 for 15 yards (D.Roberts; M.Wilkerson).
- 4-3-NYJ 49 (13:14) (Punt formation) M.Haack punts 33 yards to NYJ 16, Center-J.Denney. J.Kerley MUFFS catch, and recovers at NYJ 17. J.Kerley to NYJ 21 for 4 yards (M.Hull).

New York Jets at 13:06

- 1-10-NYJ 21 (13:06) M.Forte up the middle to NYJ 25 for 4 yards (R.Mauluga).
- 2-6-NYJ 25 (12:26) J.McCown pass incomplete deep middle to J.Kearse.
- 3-6-NYJ 25 (12:18) (Shotgun) J.McCown pass short middle to R.Anderson to NYJ 25 for no gain (L.Timmons).
- 4-6-NYJ 25 (11:38) (Punt formation) L.Edwards punts 49 yards to MIA 26, Center-T.Hennessy. J.Grant ran ob at MIA 30 for 4 yards.

Miami Dolphins at 11:25

- 1-10-MIA 30 (11:25) J.Cutler pass short right to J.Landry to MIA 39 for 9 yards (D.Roberts).
- 2-1-MIA 39 (10:51) (Shotgun) D.Williams left guard to MIA 39 for no gain (Ja.Adams).
- 3-1-MIA 39 (10:05) R.Mauluga reported in as eligible. J.Ajayi left guard to MIA 42 for 3 yards (M.Pennel). R6
- 1-10-MIA 42 (9:26) J.Ajayi right tackle to MIA 44 for 2 yards (J.Martin).
- 2-8-MIA 44 (8:43) J.Cutler pass incomplete deep left to K.Stills.
- 3-8-MIA 44 (8:32) (Shotgun) J.Cutler pass incomplete deep right to K.Stills.
PENALTY on NYJ-B.Skrine, Defensive Pass Interference, 28 yards, enforced at MIA 44 - No Play. X7
- 1-10-NYJ 28 (8:25) (Shotgun) J.Cutler pass short left to D.Williams to NYJ 14 for 14 yards (D.Bass; D.Lee).
PENALTY on MIA-M.Pouncey, Illegal Block Above the Waist, 10 yards, enforced at NYJ 22.
- 1-14-NYJ 32 (7:56) J.Ajayi left end pushed ob at NYJ 31 for 1 yard (D.Lee).
PENALTY on NYJ-D.Lee, Face Mask (15 Yards), 15 yards, enforced at NYJ 31. X8
- 1-10-NYJ 16 (7:35) (Shotgun) J.Cutler pass short left to J.Ajayi pushed ob at NYJ 8 for 8 yards (D.Lee). R9
- 2-2-NYJ 8 (6:58) (Shotgun) J.Ajayi up the middle to NYJ 4 for 4 yards (M.Maye; J.Martin). R9
- 1-4-NYJ 4 **(6:22) (Shotgun) J.Cutler pass short left to A.Fasano for 4 yards, TOUCHDOWN.** P10
(Kick formation) C.Parkey extra point is GOOD, Center-J.Denney, Holder-M.Haack.

NYJ 14 MIA 14, 10 plays, 70 yards, 2 penalties, 5:11 drive, 8:46 elapsed

C.Parkey kicks 65 yards from MIA 35 to end zone, Touchback.

New York Jets at 6:14

- 1-10-NYJ 25 (6:14) B.Powell left guard to NYJ 26 for 1 yard (C.Wake).
- 2-9-NYJ 26 (5:38) B.Powell left end to MIA 49 for 25 yards (X.Howard). R9
- 1-10-MIA 49 (4:57) B.Powell right tackle to MIA 44 for 5 yards (R.Mauluga).
PENALTY on NYJ-A.Seferian-Jenkins, Offensive Holding, 10 yards, enforced at MIA 49 - No Play.
- 1-20-NYJ 41 (4:29) J.McCown pass short left to M.Forte to NYJ 47 for 6 yards (R.Jones).
- 2-14-NYJ 47 (3:44) (Shotgun) J.McCown pass incomplete deep right to J.Kerley.
- 3-14-NYJ 47 (3:32) (Shotgun) J.McCown pass short middle to B.Powell to MIA 44 for 9 yards (R.Jones).
- 4-5-MIA 44 (3:00) (Punt formation) L.Edwards punts 39 yards to MIA 5, Center-T.Hennessy, downed by NYJ-J.Burris.

Miami Dolphins at 2:44

- 1-10-MIA 5 (2:44) J.Ajayi up the middle to MIA 7 for 2 yards (D.Davis; M.Wilkerson).
Timeout #2 by NYJ at 02:39.
- 2-8-MIA 7 (2:39) (Shotgun) J.Cutler pass short left intended for J.Landry INTERCEPTED by M.Wilkerson (Ja.Adams) at MIA 4. M.Wilkerson to MIA 1 for 3 yards (J.Bushrod).

New York Jets at 2:32

- 1-1-MIA 1 (2:32) B.Powell up the middle to MIA 1 for no gain (K.Alonso).

Two-Minute Warning

- 2-1-MIA 1 **(2:00) J.McCown up the middle for 1 yard, TOUCHDOWN.** R10
(Kick formation) C.Catanzaro extra point is GOOD, Center-T.Hennessy, Holder-L.Edwards.

NYJ 21 MIA 14, 2 plays, 1 yards, 0:41 drive, 13:09 elapsed

C.Catanzaro kicks 65 yards from NYJ 35 to end zone, Touchback.

Miami Dolphins at 1:51

- 1-10-MIA 25 (1:51) (Shotgun) J.Cutler pass incomplete short right to K.Stills.

New York Jets vs Miami Dolphins at Hard Rock Stadium

- 2-10-MIA 25 (1:47) (Shotgun) J.Cutler pass short middle to J.Thomas to MIA 38 for 13 yards (Ja.Adams).
- 1-10-MIA 38 (1:24) (No Huddle, Shotgun) J.Cutler pass short middle to K.Stills to MIA 45 for 7 yards (M.Claiborne) [L.Williams].
Timeout #1 by MIA at 01:11.
- 2-3-MIA 45 (1:11) (Shotgun) J.Cutler sacked at MIA 40 for -5 yards (J.Martin). MIA-M.Pouncey was injured during the play. His return is Questionable.
Timeout #2 by MIA at 00:53. Team Timeout Due To Injured Player
- 3-8-MIA 40 (:53) (Shotgun) J.Cutler sacked at MIA 32 for -8 yards (Ja.Adams).
Timeout #3 by NYJ at 00:39.
- 4-16-MIA 32 (:39) (Punt formation) M.Haack punts 57 yards to NYJ 11, Center-J.Denney. J.Kerley ran ob at NYJ 22 for 11 yards (T.Fede).

New York Jets at 0:28

- 1-10-NYJ 22 (:28) D.Dozier reported in as eligible. J.McCown kneels to NYJ 21 for -1 yards.

END OF QUARTER

	Score	Time Poss	First Downs				Efficiencies	
			R	P	X	T	3 Down	4 Down
New York Jets	21	6:20	2	0	0	2	0/2	0/0
Miami Dolphins	14	8:40	2	2	2	6	1/3	0/0

Third Quarter

10/22/2017

Play By Play

MIA elects to Receive, and NYJ elects to defend the West goal.

C.Catanzaro kicks 69 yards from NYJ 35 to MIA -4. K.Drake to MIA 22 for 26 yards (J.Jenkins; J.Martin).

Miami Dolphins at 15:00, (1st play from scrimmage 14:56)

1-10-MIA 22 (14:56) (Shotgun) J.Ajayi right guard to MIA 28 for 6 yards (D.Lee).

2-4-MIA 28 (14:25) (Shotgun) J.Ajayi left tackle to MIA 28 for no gain (L.Williams).
Timeout #1 by MIA at 13:35.

3-4-MIA 28 (13:35) (Shotgun) J.Cutler pass short left to D.Williams to MIA 40 for 12 yards (D.Davis). P12

1-10-MIA 40 (12:55) J.Cutler pass incomplete deep middle to K.Stills [J.Jenkins]. MIA-J.Cutler was injured during the play. His return is Questionable.
PENALTY on NYJ-M.Claiborne, Defensive Holding, 5 yards, enforced at MIA 40 - No Play. X13

1-10-MIA 45 (12:49) MIA - QB #8 - M. Moore J.Ajayi right end to 50 for 5 yards (M.Maye; D.Davis).

2-5-50 (12:13) (Shotgun) J.Ajayi right tackle to MIA 49 for -1 yards (D.Roberts).
PENALTY on MIA-L.Carroo, Illegal Block Above the Waist, 10 yards, enforced at 50 - No Play.

2-15-MIA 40 (11:41) (Shotgun) J.Ajayi left end to MIA 44 for 4 yards (D.Lee).

3-11-MIA 44 (11:11) (No Huddle, Shotgun) M.Moore pass incomplete short left [J.Jenkins].
Penalty on MIA-J.James, Illegal Formation, declined.

4-11-MIA 44 (10:59) (Punt formation) M.Haack punts 45 yards to NYJ 11, Center-J.Denney. J.Kerley pushed ob at NYJ 20 for 9 yards (T.Fede).

New York Jets at 10:51

1-10-NYJ 20 (10:51) B.Powell left end to NYJ 24 for 4 yards (R.Jones).

2-6-NYJ 24 (10:16) J.McCown pass short right to R.Anderson to NYJ 41 for 17 yards (R.Mauluga; N.Allen). P11
Penalty on MIA-N.Suh, Illegal Use of Hands, declined.

1-10-NYJ 41 (9:50) B.Powell right guard to MIA 43 for 16 yards (R.Jones).
PENALTY on NYJ-B.Winters, Offensive Holding, 10 yards, enforced at NYJ 41 - No Play.

1-20-NYJ 31 (9:30) M.Forte right tackle to NYJ 46 for 15 yards (C.Tankersley; W.Hayes).
PENALTY on NYJ-W.Johnson, Unnecessary Roughness, 15 yards, enforced at NYJ 46.

2-20-NYJ 31 (8:59) (Shotgun) J.McCown pass short middle to J.Kerley to NYJ 46 for 15 yards (B.McCain).

3-5-NYJ 46 (8:16) (Shotgun) J.McCown pass incomplete short left to J.Kerley (X.Howard).

4-5-NYJ 46 (8:11) (Punt formation) L.Edwards punts 39 yards to MIA 15, Center-T.Hennessy, fair catch by J.Grant.

Miami Dolphins at 8:04

1-10-MIA 15 (8:04) (Shotgun) M.Moore pass short middle to L.Carroo to MIA 36 for 21 yards (B.Skrine). P14

1-10-MIA 36 (7:27) (Shotgun) M.Moore pass deep right to J.Thomas to NYJ 44 for 20 yards (Ja.Adams). P15

1-10-NYJ 44 (6:42) J.Ajayi right tackle to NYJ 41 for 3 yards (D.Lee).

2-7-NYJ 41 (6:08) M.Moore pass incomplete deep right to J.Landry.

3-7-NYJ 41 (6:00) (Shotgun) M.Moore pass deep left intended for A.Fasano INTERCEPTED by M.Maye at NYJ 23. M.Maye to MIA 45 for 32 yards (J.Landry).

New York Jets at 5:46

1-10-MIA 45 (5:46) (Shotgun) M.Forte left end to MIA 40 for 5 yards (C.Harris).

2-5-MIA 40 (5:04) (Shotgun) J.McCown pass incomplete short middle to J.Kearse (R.Jones).

3-5-MIA 40 (4:59) (Shotgun) J.McCown pass short middle to A.Seferian-Jenkins to MIA 33 for 7 yards (K.Alonso). P12

1-10-MIA 33 (4:21) B.Powell left tackle to MIA 22 for 11 yards (R.Jones). R13

1-10-MIA 22 (3:45) B.Powell up the middle to MIA 27 for -5 yards (N.Suh).
PENALTY on MIA-N.Suh, Face Mask (15 Yards), 11 yards, enforced at MIA 22 - No Play. X14

1-10-MIA 11 (3:12) (Shotgun) B.Powell right guard to MIA 11 for no gain (T.Fede).

2-10-MIA 11 (2:36) (Shotgun) J.McCown scrambles up the middle to MIA 10 for 1 yard (T.Fede).

3-9-MIA 10 (1:52) (Shotgun) J.McCown pass short middle to A.Seferian-Jenkins for 10 yards, TOUCHDOWN. P15
(Kick formation) C.Catanzaro extra point is GOOD, Center-T.Hennessy, Holder-L.Edwards.

NYJ 28 MIA 14, 7 plays, 45 yards, 1 penalty, 4:05 drive, 13:19 elapsed

C.Catanzaro kicks 65 yards from NYJ 35 to end zone, Touchback.

Miami Dolphins at 1:41

1-10-MIA 25 (1:41) M.Moore pass short right to J.Landry pushed ob at MIA 40 for 15 yards (B.Skrine) [M.Wilkerson]. P16

1-10-MIA 40 (1:16) (Shotgun) J.Ajayi right guard to MIA 45 for 5 yards (D.Lee).

2-5-MIA 45 (:51) (Shotgun) J.Ajayi right tackle to MIA 44 for -1 yards (D.Lee).

New York Jets vs Miami Dolphins at Hard Rock Stadium

END OF QUARTER

	Score	Time Poss	First Downs				Efficiencies	
			R	P	X	T	3 Down	4 Down
New York Jets	28	6:52	1	3	1	5	2/3	0/0
Miami Dolphins	14	8:08	0	4	1	5	1/3	0/0

Fourth Quarter

10/22/2017

Play By Play

Miami Dolphins continued.

- 3-6-MIA 44 (15:00) (Shotgun) M.Moore pass incomplete short right to K.Stills [R.Miles].
- 4-6-MIA 44 (14:54) (Punt formation) M.Haack punts 39 yards to NYJ 17, Center-J.Denney, fair catch by J.Kerley.

New York Jets at 14:45

- 1-10-NYJ 17 (14:45) *PENALTY on NYJ-B.Qvale, False Start, 5 yards, enforced at NYJ 17 - No Play.*
- 1-15-NYJ 12 (14:45) B.Powell right tackle to NYJ 12 for no gain (R.Jones). FUMBLES (R.Jones), RECOVERED by MIA-K.Alonso at NYJ 13. K.Alonso to NYJ 13 for no gain (K.Beachum).
The Replay Official reviewed the fumble ruling, and the play was REVERSED.
B.Powell right tackle to NYJ 12 for no gain (R.Jones).
- 2-15-NYJ 12 (14:25) (Shotgun) J.McCown pass short right to M.Forte to NYJ 8 for -4 yards (L.Timmons).
- 3-19-NYJ 8 (13:44) (Shotgun) M.Forte right guard to NYJ 11 for 3 yards (L.Timmons).
- 4-16-NYJ 11 (13:05) (Punt formation) L.Edwards punts 42 yards to MIA 47, Center-T.Hennessy. J.Grant to NYJ 42 for 11 yards (R.Miles).

Miami Dolphins at 12:48

- 1-10-NYJ 42 (12:48) (Shotgun) M.Moore pass short right to J.Landry pushed ob at NYJ 31 for 11 yards (D.Roberts). P17
- 1-10-NYJ 31 (12:21) (Shotgun) M.Moore pass incomplete short right to J.Landry [D.Lee].
- 2-10-NYJ 31 (12:13) (Shotgun) M.Moore pass short left to J.Ajayi pushed ob at NYJ 28 for 3 yards (B.Skrine).
- 3-7-NYJ 28 (11:33) (Shotgun) M.Moore pass deep right to K.Stills for 28 yards, TOUCHDOWN [T.Brooks]. P18
C.Parkey extra point is GOOD, Center-J.Denney, Holder-M.Haack.

NYJ 28 MIA 21, 4 plays, 42 yards, 1:27 drive, 3:39 elapsed

C.Parkey kicks 65 yards from MIA 35 to end zone, Touchback.

New York Jets at 11:21

- 1-10-NYJ 25 (11:21) (Shotgun) J.McCown pass incomplete short middle to R.Anderson.
- 2-10-NYJ 25 (11:16) *PENALTY on NYJ-J.Carpenter, False Start, 5 yards, enforced at NYJ 25 - No Play.*
- 2-15-NYJ 20 (11:16) (Shotgun) J.McCown pass short right to M.Forte to NYJ 25 for 5 yards (C.Tankersley).
- 3-10-NYJ 25 (10:33) (Shotgun) J.McCown sacked at NYJ 15 for -10 yards (sack split by C.Wake and N.Suh).
- 4-20-NYJ 15 (9:53) (Punt formation) L.Edwards punts 41 yards to MIA 44, Center-T.Hennessy. J.Grant to MIA 46 for 2 yards (J.Stanford).

Miami Dolphins at 9:44

- 1-10-MIA 46 (9:44) M.Moore pass incomplete deep left to K.Stills.
PENALTY on NYJ-B.Skrine, Defensive Holding, 5 yards, enforced at MIA 46 - No Play. X19
- 1-10-NYJ 49 (9:37) (Shotgun) M.Moore pass incomplete deep right to J.Landry.
- 2-10-NYJ 49 (9:31) (Shotgun) J.Ajayi right tackle to NYJ 49 for no gain (D.Lee; J.Martin).
- 3-10-NYJ 49 (8:50) (Shotgun) M.Moore pass short middle to J.Landry to NYJ 32 for 17 yards (D.Lee). P20
- 1-10-NYJ 32 (8:09) (Shotgun) M.Moore pass deep left to J.Landry to NYJ 3 for 29 yards (D.Roberts) [L.Williams]. P21
- 1-3-NYJ 3 (7:32) (Shotgun) M.Moore pass short right to K.Stills for 3 yards, TOUCHDOWN NULLIFIED by Penalty.
PENALTY on MIA-L.Carroo, Offensive Pass Interference, 10 yards, enforced at NYJ 3 - No Play.
- 1-13-NYJ 13 (7:26) (Shotgun) M.Moore pass short left to K.Stills pushed ob at NYJ 5 for 8 yards (M.Claiborne).
- 2-5-NYJ 5 (6:57) (Shotgun) M.Moore pass short right to J.Thomas to NYJ 6 for -1 yards (Ja.Adams).
PENALTY on NYJ-B.Skrine, Defensive Holding, 3 yards, enforced at NYJ 5 - No Play. X22
- 1-2-NYJ 2 (6:25) (Shotgun) M.Moore pass short middle to K.Stills for 2 yards, TOUCHDOWN. P23
C.Parkey extra point is GOOD, Center-J.Denney, Holder-M.Haack.

NYJ 28 MIA 28, 6 plays, 54 yards, 2 penalties, 3:25 drive, 8:41 elapsed

C.Parkey kicks 65 yards from MIA 35 to end zone, Touchback.

New York Jets at 6:19

- 1-10-NYJ 25 (6:19) M.Forte left guard to NYJ 36 for 11 yards (N.Allen). R16
- 1-10-NYJ 36 (5:46) B.Powell left tackle to NYJ 37 for 1 yard (C.Harris).
- 2-9-NYJ 37 (5:21) M.Forte right tackle to NYJ 40 for 3 yards (C.Harris).
- 3-6-NYJ 40 (4:24) (Shotgun) J.McCown sacked at NYJ 31 for -9 yards (C.Wake).
Penalty on NYJ, Illegal Motion, declined.
- 4-15-NYJ 31 (4:15) (Punt formation) L.Edwards punts 60 yards to MIA 9, Center-T.Hennessy. J.Landry to MIA 25 for 16 yards (R.Miles).

Miami Dolphins at 4:03

- 1-10-MIA 25 (4:03) J.Ajayi left tackle to MIA 25 for no gain (M.Wilkerson).
- 2-10-MIA 25 (3:27) (Shotgun) M.Moore pass short right to K.Stills to MIA 29 for 4 yards (M.Claiborne).

New York Jets vs Miami Dolphins at Hard Rock Stadium

3-6-MIA 29 (2:43) (Shotgun) M.Moore pass short right to J.Landry to MIA 37 for 8 yards (D.Davis).

P24

Two-Minute Warning

1-10-MIA 37 (2:00) (Shotgun) M.Moore pass short middle to A.Fasano to NYJ 41 for 22 yards (M.Maye).

P25

1-10-NYJ 41 (1:16) (Shotgun) M.Moore sacked at 50 for -9 yards (D.Davis).

Timeout #2 by MIA at 01:07.

2-19-50 (1:07) (Shotgun) M.Moore pass incomplete short left to J.Ajayi [L.Williams].

3-19-50 (1:02) (Shotgun) M.Moore pass incomplete short left to D.Williams (K.Ealy).

4-19-50 (:58) (Punt formation) M.Haack punts 35 yards to NYJ 15, Center-J.Denney, downed by MIA-J.Denney.

New York Jets at 0:47

1-10-NYJ 15 (:47) (Shotgun) J.McCown pass short left intended for J.Kearse INTERCEPTED by B.McCain at NYJ 23. B.McCain to NYJ 17 for 6 yards (J.Kearse).

PENALTY on MIA-W.Hayes, Illegal Block Above the Waist, 10 yards, enforced at NYJ 17.

Miami Dolphins at 0:39

1-10-NYJ 27 (:39) J.Ajayi left guard to NYJ 30 for -3 yards (S.McLendon).

Timeout #1 by NYJ at 00:36.

2-13-NYJ 30 (:36) (Shotgun) J.Ajayi left guard to NYJ 26 for 4 yards (Ja.Adams; J.Jenkins).

Timeout #2 by NYJ at 00:31.

3-9-NYJ 26 (:31) (Shotgun) J.Ajayi up the middle to NYJ 21 for 5 yards (K.Ealy).

Timeout #3 by NYJ at 00:26.

4-4-NYJ 21 (:26) (Field Goal formation) C.Parkey 39 yard field goal is GOOD, Center-J.Denney, Holder-M.Haack.

NYJ 28 MIA 31, 4 plays, 6 yards, 0:17 drive, 14:38 elapsed

C.Parkey kicks 62 yards from MIA 35 to NYJ 3. A.Stewart to NYJ 16 for 13 yards (A.Verner, K.Drake).

New York Jets at 0:22, (1st play from scrimmage 0:17)

1-10-NYJ 16 (:17) (Shotgun) J.McCown pass incomplete deep right to A.Seferian-Jenkins (N.Allen) [N.Suh].

PENALTY on NYJ-R.Anderson, Unsportsmanlike Conduct, 8 yards, enforced at NYJ 16.

Penalty on NYJ-B.Ovale, Offensive Holding, declined.

2-18-NYJ 8 (:08) (Shotgun) J.McCown pass short left to A.Seferian-Jenkins to NYJ 12 for 4 yards. Lateral to J.Kerley to NYJ 4 for -8 yards. FUMBLES, RECOVERED by MIA-T.Fede at NYJ 4. T.Fede to NYJ 4 for no gain (B.Powell).

END OF QUARTER

	Score	Time Poss	First Downs				Efficiencies	
			R	P	X	T	3 Down	4 Down
New York Jets	28	6:20	1	0	0	1	0/3	0/0
Miami Dolphins	31	8:40	0	7	2	9	3/6	0/0

Miscellaneous Statistics Report

New York Jets vs Miami Dolphins
10/22/2017 at Hard Rock Stadium

Ten Longest Plays for New York Jets

Yards	Qtr	Play Start	Play Description
31	1	1-10-NYJ 25	(15:00) (Shotgun) J.McCown pass short right to B.Powell pushed ob at MIA 44 for 31 yards (R.Jones).
29	1	2-10-MIA 29	(13:01) J.McCown pass deep right to J.Kearse for 29 yards, TOUCHDOWN.
26	1	1-10-MIA 44	(2:22) J.McCown pass short right to E.Tomlinson to MIA 18 for 26 yards (K.Alonso).
25	2	2-9-NYJ 26	(5:38) B.Powell left end to MIA 49 for 25 yards (X.Howard).
21	1	3-19-NYJ 30	(3:32) (Shotgun) J.McCown pass short right to M.Forte to MIA 49 for 21 yards (X.Howard; N.Allen).
18	1	1-10-MIA 18	(1:34) (Shotgun) J.McCown pass deep middle to R.Anderson for 18 yards, TOUCHDOWN.
17	3	2-6-NYJ 24	(10:16) J.McCown pass short right to R.Anderson to NYJ 41 for 17 yards (R.Mauluga; N.Allen). Penalty on MIA-N.Suh, Illegal Use of Hands, declined.
15	3	2-20-NYJ 31	(8:59) (Shotgun) J.McCown pass short middle to J.Kerley to NYJ 46 for 15 yards (B.McCain).
13	1	2-8-MIA 42	(13:50) (Shotgun) J.McCown pass short left to M.Forte to MIA 29 for 13 yards (K.Alonso).
11	3	1-10-MIA 33	(4:21) B.Powell left tackle to MIA 22 for 11 yards (R.Jones).

Ten Longest Plays for Miami Dolphins

Yards	Qtr	Play Start	Play Description
36	1	1-10-NYJ 40	(11:02) (Shotgun) J.Cutler pass incomplete deep right to K.Stills [D.Bass].
29	4	1-10-NYJ 32	(8:09) (Shotgun) M.Moore pass deep left to J.Landry to NYJ 3 for 29 yards (D.Roberts) [L.Williams].
28	4	3-7-NYJ 28	(11:33) (Shotgun) M.Moore pass deep right to K.Stills for 28 yards, TOUCHDOWN [T.Brooks].
25	1	1-10-MIA 25	(12:55) J.Cutler pass short right to J.Thomas pushed ob at 50 for 25 yards (M.Maye).
22	4	1-10-MIA 37	(2:00) (Shotgun) M.Moore pass short middle to A.Fasano to NYJ 41 for 22 yards (M.Maye).
21	3	1-10-MIA 15	(8:04) (Shotgun) M.Moore pass short middle to L.Caroo to MIA 36 for 21 yards (B.Skrine).
20	3	1-10-MIA 36	(7:27) (Shotgun) M.Moore pass deep right to J.Thomas to NYJ 44 for 20 yards (Ja.Adams).
17	4	3-10-NYJ 49	(8:50) (Shotgun) M.Moore pass short middle to J.Landry to NYJ 32 for 17 yards (D.Lee).
16	2	1-14-NYJ 32	(7:56) J.Ajayi left end pushed ob at NYJ 31 for 1 yard (D.Lee).
15	2	3-18-MIA 36	(13:56) (Shotgun) J.Cutler pass short left to J.Ajayi to NYJ 49 for 15 yards (D.Roberts; M.Wilkerson).

Touchdown Scoring Information

		Offense	Defense	Special Teams
VISITOR	New York Jets	4	0	0
HOME	Miami Dolphins	4	0	0

Player Scoring Information

Club	Player	TD	Rush TD	Rec TD	KO TD	Punt TD	Int TD	Fum TD	Misc TD	FG	XP	2Pt Rush	2Pt Rec	Sfty	Points
NYJ	J.McCown	0	1	0	0	0	0	0	0	0	0	0	0	0	6
NYJ	J.Kearse	0	0	1	0	0	0	0	0	0	0	0	0	0	6
NYJ	A.Seferian-Jenkins	0	0	1	0	0	0	0	0	0	0	0	0	0	6
NYJ	R.Anderson	0	0	1	0	0	0	0	0	0	0	0	0	0	6
NYJ	C.Catanzaro	0	0	0	0	0	0	0	0	0	4	0	0	0	4
MIA	K.Stills	0	0	2	0	0	0	0	0	0	0	0	0	0	12
MIA	C.Parkey	0	0	0	0	0	0	0	0	1	4	0	0	0	7
MIA	A.Fasano	0	0	1	0	0	0	0	0	0	0	0	0	0	6
MIA	J.Landry	0	0	1	0	0	0	0	0	0	0	0	0	0	6

Possession Detail

	First Half		Second Half		Game	
	Visitor	Home	Visitor	Home	Visitor	Home
Largest Lead	7	0	14	3	14	3
Drives Leading	2	0	4	0	6	0
Time of Possession Leading	2:09	0:00	10:26	0:00	12:35	0:00
Largest Deficit	0	-7	-3	-14	-3	-14
Drives Trailing	0	4	1	5	1	9
Time of Possession Trailing	0:00	12:06	0:22	13:15	0:22	25:21
Times Score Tied Up		2		1		3
Lead Changes		3		1		4

Playtime Percentage

Percent of playtime per player on offense, defense and special teams

New York Jets

Miami Dolphins

		Offense	Defense	Special Teams				Offense	Defense	Special Teams	
J Carpenter	G	56	100%	4	12%	J Bushrod	G	73	100%	5	15%
B Winters	G	56	100%	4	12%	A Steen	G	73	100%	5	15%
K Beachum	T	56	100%			J James	T	72	99%	5	15%
W Johnson	C	56	100%			M Pouncey	C	72	99%		
J McCown	QB	56	100%			K Stills	WR	72	99%		
B Qvale	T	51	91%	5	15%	J Landry	WR	70	96%	2	6%
J Kearse	WR	51	91%			J Ajayi	RB	51	70%		
R Anderson	WR	45	80%			L Carroo	WR	50	68%		
A Seferian-Jenkins	TE	42	75%	4	12%	A Fasano	TE	45	62%	5	15%
E Tomlinson	TE	34	61%	17	52%	L Tunsil	T	41	56%	2	6%
J Kerley	WR	29	52%	7	21%	J Thomas	TE	39	53%		
M Forte	RB	28	50%			J Cutler	QB	37	51%		
B Powell	RB	21	38%	5	15%	M Moore	QB	36	49%		
A Stewart	WR	10	18%	11	33%	J Davis	G	33	45%	1	2%
E McGuire	RB	7	12%	7	21%	D Williams	RB	22	30%	20	61%
C Hansen	WR	6	11%			J Grant	WR	8	11%	10	30%
L Thomas	DE	5	9%	10	30%	M Gray	TE	7	10%	16	48%
B Shell	T	5	9%			R Maualuga	LB	1	1%	24	43%
D Dozier	G	2	4%	6	18%	J Brendel	C	1	1%	8	24%
J Adams	SS			73	100%	K Alonso	LB			56	100%
D Davis	LB			73	100%	L Timmons	LB			56	100%
M Claiborne	CB			73	100%	R Jones	SS			56	100%
M Maye	FS			73	100%	N Allen	FS			55	98%
B Skrine	CB			70	96%	X Howard	CB			55	98%
D Lee	LB			60	82%	C Tankersley	CB			55	98%
L Williams	DE			60	82%	N Suh	DT			53	95%
D Roberts	CB			57	78%	C Harris	DE			34	61%
M Wilkerson	DE			54	74%	B McCain	CB			32	57%
J Martin	LB			40	55%	C Wake	DE			32	57%
J Jenkins	LB			38	52%	J Phillips	DT			30	54%
K Ealy	DE			33	45%	W Hayes	DE			27	48%
D Bass	LB			29	40%	D Godchaux	DT			24	43%
S McLendon	NT			20	27%	A Branch	DE			18	32%
J Stanford	LB			13	18%	T Fede	DE			7	12%
E Stinson	DT			11	15%	C Allen	LB			1	2%
M Pennel	NT			10	14%	M Hull	LB				
R Miles	FS			8	11%	W Aikens	CB			27	82%
T Brooks	SS			8	11%	M Thomas	SS			27	82%
J Burris	CB			29	88%	S Perry	RB			23	70%
B Carter	LB			24	73%	K Drake	RB			23	70%
T Hennessy	LS			11	33%	J Lucas	CB			15	45%
L Edwards	P			11	33%	M Haack	P			11	33%
C Catanzaro	K			9	27%	C Parkey	K			11	33%
X Coleman	CB			4	12%	J Denney	LS			11	33%
B Ijalana	T			4	12%						

A Verner	CB	6	18%
T McTyer	CB	6	18%



NFL STANDINGS*

AMERICAN FOOTBALL CONFERENCE											
EAST DIVISION											
TEAM	W	L	T	PCT	PF	PA	HOME	AWAY	CONF	DIV	STREAK
New England Patriots	5	2	0	.714	195	166	2-2-0	3-0-0	2-1-0	1-0-0	Won 3
Buffalo Bills	4	2	0	.667	119	101	3-0-0	1-2-0	2-1-0	1-0-0	Won 1
MIAMI DOLPHINS	4	2	0	.667	92	112	2-1-0	2-1-0	3-1-0	1-1-0	WON 3
New York Jets	3	4	0	.429	137	161	2-1-0	1-3-0	3-4-0	1-3-0	Lost 2
NORTH DIVISION											
TEAM	W	L	T	PCT	PF	PA	HOME	AWAY	CONF	DIV	STREAK
Pittsburgh Steelers	5	2	0	.714	147	116	2-1-0	3-1-0	4-1-0	3-0-0	Won 2
Baltimore Ravens	3	4	0	.429	130	148	1-2-0	2-2-0	3-2-0	2-1-0	Lost 2
Cincinnati Bengals	2	4	0	.333	98	112	1-2-0	1-2-0	2-3-0	1-2-0	Lost 1
Cleveland Browns	0	7	0	.000	103	169	0-4-0	0-3-0	0-7-0	0-3-0	Lost 7
SOUTH DIVISION											
TEAM	W	L	T	PCT	PF	PA	HOME	AWAY	CONF	DIV	STREAK
Tennessee Titans	4	3	0	.571	158	173	2-1-0	2-2-0	3-3-0	2-1-0	Won 2
Jacksonville Jaguars	4	3	0	.571	183	110	1-2-0	3-1-0	4-2-0	2-1-0	Won 1
Houston Texans	3	3	0	.500	177	147	2-2-0	1-1-0	3-3-0	1-1-0	Won 1
Indianapolis Colts	2	5	0	.286	119	222	2-2-0	0-3-0	1-2-0	0-2-0	Lost 2
WEST DIVISION											
TEAM	W	L	T	PCT	PF	PA	HOME	AWAY	CONF	DIV	STREAK
Kansas City Chiefs	5	2	0	.714	207	161	2-1-0	3-1-0	3-2-0	1-1-0	Lost 2
Denver Broncos	3	3	0	.500	108	118	3-1-0	0-2-0	2-2-0	2-1-0	Lost 2
Los Angeles Chargers	3	4	0	.429	137	131	1-3-0	2-1-0	2-3-0	2-2-0	Won 3
Oakland Raiders	3	4	0	.429	155	156	2-2-0	1-2-0	3-3-0	1-2-0	Won 1

NATIONAL FOOTBALL CONFERENCE											
EAST DIVISION											
TEAM	W	L	T	PCT	PF	PA	HOME	AWAY	CONF	DIV	STREAK
Philadelphia Eagles	5	1	0	.833	165	122	2-0-0	3-1-0	4-0-0	2-0-0	Won 4
Washington Redskins	3	2	0	.600	117	113	2-1-0	1-1-0	2-1-0	0-1-0	Won 1
Dallas Cowboys	3	3	0	.500	165	142	1-2-0	2-1-0	3-2-0	1-0-0	Won 1
New York Giants	1	6	0	.143	112	156	0-3-0	1-3-0	0-5-0	0-2-0	Lost 1
NORTH DIVISION											
TEAM	W	L	T	PCT	PF	PA	HOME	AWAY	CONF	DIV	STREAK
Minnesota Vikings	5	2	0	.714	146	119	4-1-0	1-1-0	4-1-0	2-1-0	Won 3
Green Bay Packers	4	3	0	.571	164	161	3-1-0	1-2-0	3-3-0	1-1-0	Lost 2
Detroit Lions	3	3	0	.500	161	149	1-2-0	2-1-0	3-3-0	1-0-0	Lost 2
Chicago Bears	3	4	0	.429	122	151	2-2-0	1-2-0	1-4-0	0-2-0	Won 2
SOUTH DIVISION											
TEAM	W	L	T	PCT	PF	PA	HOME	AWAY	CONF	DIV	STREAK
New Orleans Saints	4	2	0	.667	171	133	1-1-0	3-1-0	3-1-0	1-0-0	Won 4
Carolina Panthers	4	3	0	.571	131	139	1-2-0	3-1-0	2-3-0	0-1-0	Lost 2
Atlanta Falcons	3	3	0	.500	128	132	1-2-0	2-1-0	3-0-0	0-0-0	Lost 3
Tampa Bay Buccaneers	2	4	0	.333	145	151	2-1-0	0-3-0	2-2-0	0-0-0	Lost 3
WEST DIVISION											
TEAM	W	L	T	PCT	PF	PA	HOME	AWAY	CONF	DIV	STREAK
Los Angeles Rams	5	2	0	.714	212	138	2-2-0	3-0-0	3-2-0	2-1-0	Won 2
Seattle Seahawks	4	2	0	.667	134	94	2-0-0	2-2-0	3-1-0	2-0-0	Won 3
Arizona Cardinals	3	4	0	.429	119	191	2-1-0	1-3-0	2-4-0	1-1-0	Lost 1
San Francisco 49ers	0	7	0	.000	123	186	0-3-0	0-4-0	0-6-0	0-3-0	Lost 7

* as of the conclusion of games on Sunday, Oct. 22
(does not include Monday's Philadelphia/Washington game)