



HOUSTON
TEXANS



HOUSTON TEXANS AT
SEATTLE SEAHAWKS

SUNDAY, OCTOBER 29, 2017 | CENTURYLINK FIELD

WEEK 8



WEEK 8

#HOUvsSEA



Houston Texans (3-3) at Seattle Seahawks (4-2)

Sunday, Oct. 29, 2017 • 3:05 p.m. CT • CenturyLink Field (67,000) • Seattle, Wash.



**O
N
A
I
R**



CBS
(KHOU, Ch. 11)

Kevin Harlan Play-By-Play
Rich Gannon Color Analyst



Westwood One Sports
National Radio

Kevin Lee Play-By-Play
Mike Holmgren Color Analyst
Scott Graham Pregame/Halftime



SportsRadio610
(610 AM, 100.3 FM)

Marc Vandermeer Play-By-Play
Andre Ware Color Analyst
John Harris Sideline



Mega 101 FM
(101.1 FM)

Enrique Vasquez Play-By-Play
Gustavo Rangel Color Analyst

TEXANS TAKE ON SEAHAWKS FOLLOWING THEIR BYE WEEK

The Houston Texans (3-3) will travel to Seattle and take on the Seahawks (4-2) in Week 8. Kickoff at CenturyLink Field is scheduled for 3:05 p.m. CT on CBS and Westwood One Radio.

Houston is coming off a bye week in Week 7 after a win over the Cleveland Browns at home in Week 6. The Texans are third in the NFL in points per game (29.5) and tied for second in touchdowns scored (21) this season. Houston has scored 30-or-more points in four straight games for the first time in franchise history and are the only team in the NFL this season to score 30-or-more points in four straight games this season.

QB **Deshaun Watson** has led the way on offense, going 107-for-174 passing (61.5%) for 1,297 yards, 15 touchdowns, five interceptions and a 101.1 passer rating. Watson also has 202 rushing yards on 28 carries (7.2 avg.) and two rushing touchdowns. The rookie from Clemson is tied for first among NFL quarterbacks in total touchdowns with 17 (rushing and passing). Eagles QB **Carson Wentz** and Cowboys QB **Dak Prescott** also have 17 each. Watson is also tied with Patriots QB **Tom Brady** and Chiefs QB **Alex Smith** for second in the NFL in passing touchdowns with 15 (Wentz is the NFL leader with 17 passing touchdowns). Watson's 15 passing touchdowns are the most by a rookie in his first six games in NFL history and tied for the most by any quarterback in NFL history through their first six career games (Mark Rypien and Kurt Warner). Watson is also the first rookie in NFL history with three-or-more touchdown passes in three consecutive games and first rookie since **Butch Songin** of the AFL's Boston Patriots in 1960.

WR **DeAndre Hopkins** (tied for first in the NFL with six receiving touchdowns) and WR **Will Fuller V** (tied for fourth in the NFL with five receiving touchdowns) have combined for 11 receiving touchdowns, which is tied for the most of any duo in the NFL this season (Packers WR **Jordy Nelson** and WR **Davante Adams**). On the ground, RB **Lamar Miller** is one of three players in the NFL to produce 60-or-more scrimmage yards in each of his team's games this season, joining Chiefs RB **Kareem Hunt** and Saints RB **Mark Ingram**, and the Texans are averaging 137.7 rushing yards per game this season, which is third best in the NFL.

Defensively, Houston is tied for the NFL lead in fumbles forced this season with nine (Jacksonville and New Orleans) and the only team to have forced at least one fumble in every game this season. OLB/DE **Jadeveon Clowney** is currently tied for second in the NFL in defensive fumble recoveries with two and is third in the NFL in fumble return yards with 71. In Week 6 vs. the Browns, CB **Johnathan Joseph** was named the AFC Defensive Player of the Week after finishing with three total tackles, one tackle for loss, three passes defensed and a single-game career high two interceptions, including a career-long 82-yard pick-six.

On special teams, K **Ka'imi Fairbairn** has made 10 straight field goal attempts this season, the most consecutive field goals made to start a Texans career in franchise history, and is one of three kickers without a missed field goal in 2017.

Seattle is coming off a 24-7 victory over the N.Y. Giants on the road in Week 7 for their third straight victory this season. The Seahawks have won both of their home games this season, Week 2 vs. the 49ers and Week 4 vs. the Colts.

HOUSTON TEXANS 2017 SCHEDULE

PRESEASON

Day	Date	Opponent	TV	Time/Result
Wednesday	Aug. 9	at Carolina Panthers	KTRK	L, 27-17
Saturday	Aug. 19	NEW ENGLAND PATRIOTS	KTRK	W, 27-23
Saturday	Aug. 26	at New Orleans Saints	KTRK	L, 13-0
Thursday	Aug. 31	DALLAS COWBOYS	CANCELLED	

REGULAR SEASON

Day	Date	Opponent	TV	Time
Sunday	Sept. 10	JACKSONVILLE JAGUARS	CBS	L, 29-7
Thursday	Sept. 14	at Cincinnati Bengals	NFLN#	W, 13-9
Sunday	Sept. 24	at New England Patriots	CBS	L, 36-33
Sunday	Oct. 1	TENNESSEE TITANS	CBS	W, 57-14
Sunday	Oct. 8	KANSAS CITY CHIEFS	NBC#	L, 42-34
Sunday	Oct. 15	CLEVELAND BROWNS	CBS	W, 33-17
		BYE		
Sunday	Oct. 29	at Seattle Seahawks	CBS	3:05 p.m.
Sunday	Nov. 5	INDIANAPOLIS COLTS	CBS	Noon
Sunday	Nov. 12	at Los Angeles Rams	CBS	3:05 p.m.
Sunday	Nov. 19	ARIZONA CARDINALS	FOX	Noon
Monday	Nov. 27	at Baltimore Ravens	ESPN#	7:30 p.m.
Sunday	Dec. 3	at Tennessee Titans	CBS	Noon
Sunday	Dec. 10	SAN FRANCISCO 49ERS	FOX	Noon
Sunday	Dec. 17	at Jacksonville Jaguars	CBS	Noon
Monday	Dec. 25	PITTSBURGH STEELERS	NBC/NFLN#	3:30 p.m.
Sunday	Dec. 31	at Indianapolis Colts	CBS	Noon

Italic indicates games subject to flex scheduling.

All kickoff times Central; # - Televised Nationally; Home Games in **BOLD**
All games are broadcast live on Texans Radio on SportsRadio610 and 100.3 The Bull.

TABLE OF CONTENTS

Game Information / 2017 Texans Schedule	1
Weekly Schedule / Media Information	2
What to Look For This Week	3
2017 Regular Season Statistics	4-5
Texans Notes	6-13
From the Head Coach	14-15
The Head Coaches	16
Matchup Information	17-18
The Last Time They Met	19
Player & Coach Connections	20-21
Player Quick Notes	22-25
DeAndre Hopkins Notes	26-27
Shane Lechler Notes	28-29
Media Information	30-31
Texans TV & Radio Lineup / Affiliates	32-34
2016-17 NFL Important Dates	34
2017 NFL Standings & Results	35
How the Texans Were Built	36
Roster by Position	37
Texans Alpha/Numeric Rosters	38-39
2017 Texans Transactions	40-41
2017 Participation	42
2017 Starters, Inactives & Captains	43
Unofficial Depth Chart	44
Miscellaneous Stats	45-54
Game Summaries	55-74
Week 6 Gamebook and Flip Card	75-95
Texans Player Bios	96-198
Texans Records	199-226

NFL WEEK 8 SCHEDULE

THURSDAY, OCT. 26

7:25 p.m. Miami Dolphins at Baltimore Ravens

SUNDAY, OCT. 29

8:30 a.m. Minnesota Vikings at Cleveland Browns
 12:00 p.m. Oakland Raiders at Buffalo Bills
 12:00 p.m. Indianapolis Colts at Cincinnati Bengals
 12:00 p.m. Los Angeles Chargers at New England Patriots
 12:00 p.m. Chicago Bears at New Orleans Saints
 12:00 p.m. Atlanta Falcons at New York Jets
 12:00 p.m. San Francisco 49ers at Philadelphia Eagles
 12:00 p.m. Carolina Panthers at Tampa Bay Buccaneers
 3:05 p.m. **Houston Texans at Seattle Seahawks**
 3:25 p.m. Dallas Cowboys at Washington Redskins
 7:30 p.m. Pittsburgh Steelers at Detroit Lions

MONDAY, OCT. 30

7:30 p.m. Denver Broncos at Kansas City Chiefs

BYE: Green Bay Packers, Tennessee Titans, Los Angeles Rams, New York Giants, Arizona Cardinals, Jacksonville Jaguars

All times CT

WEEKLY MEDIA SCHEDULE - OCT. 24-29

TUESDAY, OCT. 24

Players' Day Off No Availability

WEDNESDAY, OCT. 25

10:30 a.m. QB **Deshaun Watson** available in media workroom
 11 – 11:45 a.m. Open locker room
 12:20 p.m. Shooting portion of practice
 2:30 p.m. Head Coach **Bill O'Brien** and Quarterbacks Coach **Sean Ryan** available in media workroom

THURSDAY, OCT. 26

10:45 a.m. Defensive Coordinator **Mike Vrabel** available in media workroom
 11 – 11:45 a.m. Open locker room
 12:20 p.m. Shooting portion of practice
 2:30 p.m. Head Coach **Bill O'Brien** available in media workroom

FRIDAY, OCT. 27

10 – 10:45 a.m. Open locker room
 11 a.m. Shooting portion of practice
 12:30 p.m. Head Coach **Bill O'Brien** available in media workroom

SATURDAY, OCT. 28

Travel Day No Availability

SUNDAY, OCT. 29

3:05 p.m. Kickoff at Seattle Seahawks (CenturyLink Field)

All times CT

FOR TEXANS NEWS...

TEXANS MEDIA SITE

Credentials
 Transcripts
 Weekly Release
 Media Guide
media.houstontexans.com

TEXANS FTP SITE

To get added to the Houston Texans FTP site, please contact **Nathan Edwards** at nathan.edwards@houstontexans.com for details and questions.

TEAM

A WIN AGAINST SEATTLE WOULD...

- Make Houston the first AFC team to win in Seattle since Week 8 of the 2011 season when the Bengals defeated the Seahawks 34-12 on 10/30/11. The Seahawks are 12-1 vs. the AFC at home since 2011
- Give the Texans their 113th victory as a franchise (regular season and post-season combined) and 110th regular season victory
- Improve the Texans' all-time regular season record against the Seahawks to 2-2 overall and 1-1 on the road
- Give Head Coach **Bill O'Brien** a win in his first game against Seattle as a head coach
- Improve Head Coach **Bill O'Brien's** record to 4-0 following a bye week
- Improve Houston's record against the NFC West to 5-8 all-time in the regular season and 1-0 this year
- Improve Head Coach **Bill O'Brien's** career regular season record to 31-24 overall and 12-15 on the road
- Improve Houston's all-time record on the road to 45-78 in the regular season

The following players will be looking to make their regular season debut with the Texans: ILB **Ben Heene**, G **Dorian Johnson** and DE **Kendall Langford**.

INDIVIDUAL

OLB/DE JADEVEON CLOWNEY

- Needs 1.0 sack to tie Brooks Reed (14.5) for the seventh-most sacks in franchise history and 1.5 sacks to tie Kailee Wong (15.0) for the sixth-most
- Needs five tackles for loss to tie Antonio Smith (38) for the fifth-most tackles for loss in team history
- Needs one forced fumble to set a single-season career high with two

K KA'IMI FAIRBAIRN

- Needs to make his next field goal attempt to extend his franchise-record streak for most consecutive field goals made to start a Texans career. He is currently at 10 in a row
- Needs 13 points scored to become the second player in team history with three games of 13-or-more points in the same season (N.Novak in 2016)

RB D'ONTA FOREMAN

- Needs 51 rushing yards to pass Arian Foster (257 in 2009) for the ninth-most rushing yards as a rookie in team history and 58 rushing yards to pass Darius Walker (264 in 2007) for the eighth-most rushing yards as a rookie in team history

WR WILL FULLER V

- Needs a receiving touchdowns to become the third player in team history with a receiving touchdown in four straight games, joining Arian Foster (2014) and Andre Johnson (2007 and 2010-11)

S MARCUS GILCHRIST

- Needs nine tackles to reach 400 career tackles

TE RYAN GRIFFIN

- Needs 101 receiving yards to pass Domanick Williams (1,276) for the 10th-most receiving yards in Texans history

WR DeANDRE HOPKINS

- Needs a receiving touchdowns to become the third player in team history with a receiving touchdown in four straight games, joining Arian Foster (2014) and Andre Johnson (2007 and 2010-11)
- Needs one receiving touchdown to pass Owen Daniels (29) for the second-most receiving touchdowns in franchise history
- Needs one touchdown to pass Owen Daniels (29) for the third-most overall touchdowns in team history
- Needs 131 receiving yards to reach 5,000 career receiving yards
- Needs one receiving touchdowns to reach 30 career receiving touchdowns
- Can start his 71st straight game, which is the second-longest active streak among NFL wide receivers. Hopkins has at least one reception in all 70 games he has played in his career

INDIVIDUAL (cont.)

CB KAREEM JACKSON

- Needs one interception to pass Dunta Robinson (13) and tie Johnathan Joseph (14) for the most career interceptions in Texans history
- Needs one pass defensed to pass Dunta Robinson (63) for the second-most career passes defensed in team history
- Needs 13 total tackles to tie Jamie Sharper (442) for the third-most total tackles in team history

CB JOHNATHAN JOSEPH

- Needs five total tackles to tie Eric Allen (615) for the 22nd-most career total tackles by a cornerback in NFL history
- Needs two forced fumbles to tie Antonio Smith and Whitney Mercilus (seven) for the fourth-most forced fumbles in Texans history

P SHANE LECHLER

- Can play in his 245th straight regular season game, which is the longest active streak in the NFL and would pass Chris Gardocki (244) for the sixth-longest streak in NFL history
- Needs two punts inside the 20-yard line to reach 450 career punts inside the 20-yard line. Lechler is second all-time behind Jeff Feagles (554)

S ANDRE HAL

- Needs one interception to pass Brian Cushing (eight) and tie Quintin Demps (nine) for the sixth-most interceptions in Texans history
- Needs one pass defensed to tie and two passes defensed to pass DeMeco Ryans (26) and Jacques Reeves (26) for the 13th-most in franchise history

ILB BENARDRICK MCKINNEY

- Needs three total tackles to pass Whitney Mercilus (228) for the 14th-most total tackles in team history
- Needs 2.0 sacks to tie Antwan Peek and John Simon (10) for the 14th-most sacks in franchise history
- Needs four tackles for loss to tie Brooks Reed (25) for the ninth-most tackles for loss in team history

RB LAMAR MILLER

- Needs one rushing touchdown to pass Derrick Ward (six) for the eighth-most rushing touchdowns in team history and two rushing touchdowns to tie David Carr (eight) for seventh-most rushing touchdowns in team history
- Needs nine carries to pass Jonathan Wells (374) for the sixth-most carries in franchise history
- Needs 125 rushing yards to reach 4,500 career rushing yards
- Needs 55 rushing yards to reach 1,500 rushing yards as a Texan

ILB BRIAN PETERS

- Needs one special teams tackle to pass Bryan Braman (31) for the eighth-most total special teams tackles in team history

S EDDIE PLEASANT

- Needs one special teams tackles to pass James Casey (28) for the 10th-most total special teams tackles in team history

QB DESHAUN WATSON

- Needs 13 completions to pass Ryan Mallett (119) for the ninth-most completions in team history
- Needs 174 passing yards to pass T.J. Yates (1,470) for the eighth-most passing yards in Texans history
- Needs one passing touchdowns to pass Brock Osweiler (15) for the sixth-most passing touchdowns in franchise history and two passing touchdowns to tie Ryan Fitzpatrick (17) for the fifth-most passing touchdowns in team history
- Needs 28 rushing yards to pass Matt Schaub (229) for the second-most rushing yards by a quarterback in team history
- Needs 225-or-more passing yards and 20-or-more rushing yards to become the fifth quarterback and first rookie in NFL history to have a five-game stretch with 225-or-more passing yards and 20-or-more rushing yards, joining Andrew Luck (2015-16), Aaron Rodgers (2016), Daunte Culpepper (2004) and Randall Cunningham (1990)

2017 REGULAR SEASON STATS

WON 3, LOST 3

Date	W/L	Score	Opponent	Attendance
9/10/2017	L	7-29	Jacksonville Jaguars	71,710
9/14/2017	W	13-9	at Cincinnati Bengals	52,942
9/24/2017	L	33-36	at New England Patriots	65,878
10/1/2017	W	57-14	Tennessee Titans	71,804
10/8/2017	L	34-42	Kansas City Chiefs	71,835
10/15/2017	W	33-17	Cleveland Browns	71,815

TEXANS STATISTICS	TEXANS	Opponents
TOTAL FIRST DOWNS	131	106
Rushing	37	27
Passing	74	66
Penalty	20	13
3rd Down: Made/Att	29/76	27/78
3rd Down Pct.	38.2%	34.6%
4th Down: Made/Att	2/3	2/3
4th Down Pct.	66.7%	66.7%
POSSESSION AVG.	31:03	28:57
TOTAL NET YARDS	2063	1863
Avg. Per Game	343.8	310.5
Total Plays	396	359
Avg. Per Play	5.2	5.2
NET YARDS RUSHING	826	643
Avg. Per Game	137.7	107.2
Total Rushes	188	159
NET YARDS PASSING	1237	1220
Avg. Per Game	206.2	203.3
Sacked/Yards Lost	21/122	15/88
Gross Yards	1359	1308
Attempts/Completions	187/114	185/115
Completion Pct.	61.0%	62.2%
Had Intercepted	5	7
PUNTS/AVERAGE	32/50.1	31/47.8
NET PUNTING AVG.	41.1	41.2
PENALTIES/YARDS	42/338	45/427
FUMBLES/BALL LOST	6/4	9/3
TOUCHDOWNS	21	16
Rushing	3	3
Passing	15	10
Returns	3	3

SCORE BY PERIODS	1	2	3	4	OT	Total
TEXANS	37	54	36	50	0	177
Opponents	16	70	17	44	0	147

SCORING	TD	Ru	Pa	Rt	PAT	FG	2PT	TP
K.Fairbairn	0	0	0	0	15/17	10/10	0	45
D.Hopkins	6	0	6	0	0/0	0/0	0	36
W.Fuller	5	0	5	0	0/0	0/0	0	30
D.Watson	2	2	0	0	0/0	0/0	1	14
L.Miller	2	1	1	0	0/0	0/0	0	12
R.Griffin	1	0	1	0	0/0	0/0	1	8
B.Ellington	1	0	1	0	0/0	0/0	0	6
J.Clowney	1	0	0	1	0/0	0/0	0	6
D.Cole	1	0	0	1	0/0	0/0	0	6
B.Miller	1	0	1	0	0/0	0/0	0	6
J.Joseph	1	0	0	1	0/0	0/0	0	6
TEXANS	21	3	15	3	15/17	10/10	2	177
Opponents	16	3	10	3	13/14	12/13	1	147

2-Pt. Conversions: Team 2/4, Opponents: 1/2

Sacks: J.Clowney 3.0, B.McKinney 2.0, C.Covington 1.0, K.Drummond 1.0, L.Houston 1.0, M.Gilchrist 1.0, U.Kamalu 1.0, W.Mercilus 1.0, K.Jackson 1.0, D.Reader 1.0, J.Heath 1.0, D.Cole 1.0 Team: 15.0, Opponents: 21.0

RUSHING	No.	Yds	Avg	Long	TD
L.Miller	98	372	3.8	19	1
D.Foreman	50	207	4.1	39	0
D.Watson	28	202	7.2	49t	2
A.Blue	4	12	3.0	8	0
T.Ervin	4	12	3.0	6	0
B.Ellington	2	12	6.0	13	0
W.Fuller	2	9	4.5	5	0
TEXANS	188	826	4.4	49t	3
Opponents	159	643	4.0	34t	3

RECEIVING	No.	Yds	Avg	Long	TD
D.Hopkins	37	382	10.3	34t	6
L.Miller	15	175	11.7	32	1
R.Griffin	12	148	12.3	35	1
B.Ellington	11	155	14.1	35	1
S.Anderson	9	136	15.1	42	0
W.Fuller	8	154	19.3	48t	5
T.Ervin	8	38	4.8	7	0
B.Miller	5	20	4.0	15	1
C.Fiedorowicz	4	46	11.5	15	0
D.Foreman	3	68	22.7	34	0
C.Thompson	1	19	19.0	19	0
J.Prosch	1	18	18.0	18	0
TEXANS	114	1359	11.9	48t	15
Opponents	115	1308	11.4	50	10

INTERCEPTIONS	No.	Yds	Avg	Long	TD
J.Joseph	2	85	42.5	82t	1
D.Cole	2	28	14.0	25t	1
A.Hal	2	3	1.5	3	0
M.Gilchrist	1	17	17.0	17	0
TEXANS	7	133	19.0	82t	2
Opponents	5	181	36.2	67	1

PUNTING	No.	Yds	Avg	Net	TB	In	Lg	B
S.Lechler	32	1602	50.1	41.1	0	11	68	0
TEXANS	32	1602	50.1	41.1	0	11	68	0
Opponents	31	1483	47.8	41.2	2	13	61	0

PUNT RETURNS	Ret	FC	Yds	Avg	Long	TD
T.Ervin	8	4	60	7.5	21	0
W.Fuller	3	2	88	29.3	49	0
C.Thompson	3	0	18	6.0	12	0
TEXANS	14	6	166	11.9	49	0
Opponents	20	7	287	14.4	82t	1

KICKOFF RETURNS	No.	Yds	Avg	Long	TD
C.Thompson	5	131	26.2	42	0
T.Ervin	5	93	18.6	24	0
J.Todman	1	23	23.0	23	0
TEXANS	11	247	22.5	42	0
Opponents	10	248	24.8	48	0

FIELD GOALS	1-19	20-29	30-39	40-49	50+
K.Fairbairn	0/0	1/1	4/4	4/4	1/1
TEXANS	0/0	1/1	4/4	4/4	1/1
Opponents	0/0	2/2	5/6	5/5	0/0

Fumbles Lost: T.Savage 2, D.Watson 1, D.Foreman 1 Total: 4

Opponent Fumble Recoveries: J.Clowney 2, B.Dunn 1 Total: 3

PASSING	Att	Comp	Yds	Cmp%	Yds/Att	TD	TD%	Int	Int%	Long	Sack/Lost	Rating
D.Watson	174	107	1297	61.5%	7.5	15	8.6%	5	2.9%	48t	14/81	101.2
T.Savage	13	7	62	53.8%	4.8	0	0.0%	0	0.0%	15	7/41	66.8
TEXANS	187	114	1359	61.0%	7.3	15	8.0%	5	2.7%	48t	21/122	98.8
Opponents	185	115	1308	62.2%	7.1	10	5.4%	7	3.8%	50	15/88	85.6

2017 DEFENSIVE STATS

DEFENSIVE STATISTICS

PLAYER	Solo	Asst	Total	Sk	Sk Yds	TFL	QBH	Int	PD	FF	FR
B.McKinney	24	15	39	2	7	6	4	0	0	1	0
K.Jackson	21	12	33	1	4	2	1	0	2	1	0
Z.Cunningham	14	14	28	0	0	0	0	0	2	1	0
A.Hal	13	14	27	0	0	1	0	2	4	1	0
D.Reader	10	13	23	1	2	2	3	0	0	0	0
M.Gilchrist	16	5	21	1	8	0	0	1	3	1	0
J.Clowney	15	4	19	3	22	6	5	0	2	1	2
J.Joseph	11	5	16	0	0	1	0	2	6	0	0
J.Watt	11	4	15	0	0	3	5	0	2	0	0
C.Covington	9	6	15	1	12	1	1	0	0	1	0
D.Cole	6	9	15	1	1	3	2	2	2	0	0
B.Scarlett	7	4	11	0	0	0	1	0	0	0	0
W.Mercilus	9	1	10	1	6	1	1	0	0	1	0
J.Banks	8	2	10	0	0	0	0	0	0	0	0
C.Moore	6	4	10	0	0	0	0	0	0	0	0
J.Heath	7	2	9	1	1	1	1	0	0	0	0
E.Pleasant	6	3	9	0	0	0	0	0	1	0	0
B.Dunn	6	3	9	0	0	1	1	0	0	0	1
K.Johnson	6	3	9	0	0	0	0	0	0	0	0
K.Drummond	4	0	4	1	9	1	1	0	0	0	0
M.Williams	3	0	3	0	0	0	0	0	1	0	0
B.Cushing	1	2	3	0	0	0	0	0	0	0	0
C.Watkins	1	2	3	0	0	0	0	0	0	0	0
U.Kamalu	2	0	2	1	7	2	1	0	0	0	0
T.Decoud	2	0	2	0	0	0	0	0	0	0	0
L.Houston	1	0	1	1	9	0	1	0	0	1	0
M.Burley	1	0	1	0	0	0	0	0	0	0	0
B.Peters	0	1	1	0	0	0	0	0	0	0	0
TEXANS	220	128	348	15	88	31	28	7	25	9	3
Opponents	245	140	385	21	122	26	41	5	30	5	4

SPECIAL TEAMS STATISTICS

PLAYER	Solo	Asst	Total	FF	FR
K.Drummond	4	2	6	0	0
D.Cole	3	1	4	0	0
B.Peters	3	1	4	0	0
B.Scarlett	2	1	3	0	0
Z.Cunningham	1	2	3	0	0
E.Pleasant	1	2	3	0	0
J.Todman	2	0	2	0	0
A.Blue	2	0	2	0	0
C.Moore	1	0	1	0	0
K.Fairbairn	1	0	1	0	0
T.Ervin	1	0	1	0	0
S.Lechler	1	0	1	0	0
S.Anderson	1	0	1	0	0
J.Weeks	0	1	1	0	0
J.Strong	0	1	1	0	0
J.Prosch	0	1	1	0	0
TEXANS	23	12	35	0	0
Opponents	22	12	34	0	0

TEXANS DEFENSIVE LEADERS

SACKS

Player	Sacks	Yards
J.Clowney	3.0	22
B.McKinney	2.0	7
W.Mercilus	1.0	6
D.Cole	1.0	1
C.Covington	1.0	12
M.Gilchrist	1.0	8
J.Heath	1.0	1
U.Kamalu	1.0	7
L.Houston	1.0	9
D.Reader	1.0	2
K.Drummond	1.0	9
K.Jackson	1.0	4
Totals	15.0	88

INTERCEPTIONS

Player	Int	Yards	Long
J.Joseph	2	85	82t
D.Cole	2	28	25t
A.Hal	2	3	3
M.Gilchrist	1	17	17
Totals	7	133	82t

DEF. FUMBLES FORCED AND RECOVERED

Player	FF	FR
J.Clowney	1	2
Z.Cunningham	1	0
B.McKinney	1	0
K.Jackson	1	0
A.Hal	1	0
W.Mercilus	1	0
C.Covington	1	0
M.Gilchrist	1	0
L.Houston	1	0
B.Dunn	0	1
Totals	9	3

QUARTERBACK HITS

Player	QBH
J.Watt	5
J.Clowney	5
B.McKinney	4
D.Reader	3
D.Cole	2
K.Jackson	1
W.Mercilus	1
J.Heath	1
B.Scarlett	1
B.Dunn	1
K.Drummond	1
U.Kamalu	1
L.Houston	1
C.Covington	1
Totals	28

PASSES DEFENSED

Player	PD
J.Joseph	6
A.Hal	4
M.Gilchrist	3
J.Watt	2
K.Jackson	2
Z.Cunningham	2
J.Clowney	2
D.Cole	2
M.Williams	1
E.Pleasant	1
Totals	25

TACKLES FOR LOSS

Player	TFL
J.Clowney	6
B.McKinney	6
J.Watt	3
D.Cole	3
K.Jackson	2
D.Reader	2
U.Kamalu	2
A.Hal	1
J.Joseph	1
C.Covington	1
K.Drummond	1
B.Dunn	1
J.Heath	1
W.Mercilus	1
Totals	31

WELCOME TO THE NFL

Through the first seven weeks of the season, Texans QB Deshaun Watson is tied for first among NFL quarterbacks in total touchdowns with 17 (rushing and passing). Eagles QB Carson Wentz and Cowboys QB Dak Prescott also have 17 each. Watson is also tied with Patriots QB Tom Brady and Chiefs QB Alex Smith for second in the NFL in passing touchdowns with 15 (Wentz is first with 17 passing touchdowns). Watson's 15 passing touchdowns are the most by a rookie in his first six games in NFL history and tied for the most by any quarterback in NFL history through their first six career games (Mark Rypien and Kurt Warner).

Watson became the first rookie in NFL history with three-or-more touchdown passes in three consecutive games and first player since Butch Songin of the AFL's Boston Patriots in 1960. Watson has 12 passing touchdowns in the past three games, the most in league annals by a rookie in any three-game span and the most touchdowns by a player in a three-game span in franchise history. He also became first rookie in NFL history with 225-or-more passing yards and 20-or-more rushing yards in four consecutive games.

Watson is quickly moving up the franchise's all-time passing list as he passed Ryan Mallett (1,170) for the ninth-most passing yards in Texans history and tied Brock Osweiler (15) for the sixth-most passing touchdowns in team history despite only starting five games in his NFL career. The rookie from Clemson also passed Ryan Fitzpatrick (184) for the third-most rushing yards by a quarterback in franchise history.

Watson has already set the single-season rookie franchise record for touchdown passes. The previous record was David Carr with nine in 2002. The NFL rookie single-season touchdown record is 26.

DESHAUN WATSON'S ROOKIE SEASON

Wk/Opp	Result	PASSING							RUSHING			
		Att	Cmp	Pct	Yds	TD	Int	Rate	Att	Yds	Avg	TD
1 vs. Jax	L, 7-29	23	12	52.2	102	1	1	60.4	2	16	8.0	0
2 at Cin	W, 13-9	24	15	62.5	125	0	0	75.9	5	67	13.4	1
3 at NE	L, 33-36	33	22	66.7	301	2	2	90.6	8	41	5.1	0
4 vs. Ten	W, 57-14	34	25	73.5	283	4	1	125.0	4	24	6.0	1
5 vs. KC	L, 34-42	31	16	51.6	261	5	0	119.8	3	31	10.3	0
6 vs. Cle	W, 33-17	29	17	58.6	225	3	1	103.4	6	23	3.8	0
2017 Totals		174	107	61.5	1297	15	5	101.1	28	202	7.2	2

Italics indicate Watson did not start the game.

PUNCHING IT OUT

The Texans are tied for the NFL lead in fumbles forced this season with nine (Jacksonville and New Orleans). Houston is the only team to have forced at least one fumble in every game this season and tied a single-game franchise record with four against New England in Week 3 (tying Week 2 of 2014 at Oakland and Week 13 of 2005 at Baltimore).

The Texans forced six fumbles all of last season and 10 in 2015. The single-season team record is 17, which was set in 2005.

Houston has nine players with one forced fumble this season: ILB Bernardrick McKinney, CB Kareem Jackson, S Andre Hal, S Marcus Gilchrist, OLB/DE Jadeveon Clowney, DE Christian Covington, OLB Whitney Mercilus, OLB Lamarr Houston and ILB Zach Cunningham.

Cunningham forced the first fumble of his career in Week 5 vs. Kansas City when he also had a career-high nine total tackles (four solo).

HOLDING ON TO HALFTIME LEADS

Under Head Coach Bill O'Brien (2014-17), the Texans are 21-0 when leading at halftime of a regular season game. Houston is the only team in the NFL that has not given up a halftime lead since 2014.

BEST WINNING PERCENTAGE WHEN LEADING AT HALFTIME, REGULAR SEASON, SINCE 2014

Team	Games	Record	Win %
Houston	21	21-0	1.000
Denver	32	30-2	.938
Green Bay	30	28-2	.933
New England	40	37-3	.925

HOUSTON, WE HAVE A TOUCHDOWN

Houston has scored 30-or-more points in four straight games for the first time in franchise history and are the only team in the NFL this season to score 30-or-more points in four straight games.

The Texans are third in the NFL in points per game (29.5) and tied for second in touchdowns scored (21) this year. Houston has also gained 340-or-more yards of offense in four straight games, which is tied for the fifth-longest streak of 340-or-more yards gained in team history.

The Texans lead the AFC and are fourth in the NFL with a 65.0 percent scoring rate in the red-zone this season, producing 13 touchdowns on their 20 trips inside the 20-yard line.

The Texans scored five-or-more touchdowns in back-to-back games in Weeks 4 and 5 and are one of two teams in the NFL with five-or-more touchdowns in back-to-back games this season (Green Bay).

SCORING MACHINE



HOPKINS

Texans WR DeAndre Hopkins is tied for first in the NFL in receiving touchdowns with six in six games (Packers WR Jordy Nelson and Raiders WR Michael Crabtree).

In Week 5 vs. Kansas City, Hopkins finished with four receptions for 52 yards (13.0 avg.) and three touchdowns.

Hopkins tied a franchise single-game high and set a single-game career-high with three touchdown receptions, becoming the second player in team history with three touchdown receptions in the same game, joining Andre

Johnson in Week 9 of the 2013 season vs. Indianapolis.

Hopkins' 18 points scored are tied for the second-most points scored in a single game in franchise history and tied for the most by a non-kicker in team history. Hopkins also tied for the second-most points scored in a game in the NFL this season and tied for first among non-kickers.

Hopkins now has 29 career touchdown receptions. He has scored five touchdowns in his last three games for the first time in his career and has scored a touchdown in three consecutive games for just the second time.

Hopkins tied Owen Daniels (29) for the second-most receiving touchdowns in franchise history and third-most overall touchdowns in team history. He also passed Daniels (174) for the seventh-most total points scored in team history.

CAN'T STOP HOP

Texans WR DeAndre Hopkins is near the top of the NFL in numerous receiving categories this season. He has compiled 37 receptions for 382 yards (10.3 avg.) and six receiving touchdowns on 65 total targets.

Below is where Hopkins ranks amongst his peers in each receiving category this season:

WHERE DEANDRE HOPKINS RANKS IN 2017

Category	Hopkins	NFL Rank	NFL Leader
Targets/Game	10.8	3rd	Antonio Brown - 12.0
Receptions/Game	6.2	5th	Jarvis Landry - 7.5
Receiving Yards/Game	63.7	16th	Antonio Brown - 109.3
Receiving Touchdowns	6	t-1st	Tied w/ J.Nelson & M.Crabtree
Receiving First Downs	25	t-7th	Antonio Brown - 34

RUNNING START

The Texans are averaging 137.7 rushing yards per game this season, which is third best in the NFL in 2017 and Houston's 4.39 yards per carry is the fourth-highest mark in team history through seven weeks.

The Texans have rushed for 826 yards on 188 attempts (4.39 avg.) through seven weeks in 2017. RB Lamar Miller leads the way with 372 yards on 98 carries (3.8 avg.) while RB D'Onta Foreman has 207 yards on 50 carries (4.1 avg.) and QB Deshaun Watson has 202 yards on 28 carries (7.2 avg.).

MOST RUSHING YARDS PER GAME IN NFL, 2017

Rank	Team	Att	Yds	Avg	TD	Yds/Game
1	Jacksonville	238	1183	4.97	8	169.0
2	Dallas	176	885	5.03	7	147.5
3	Houston	188	826	4.39	3	137.7
4	Philadelphia	215	922	4.29	3	131.7

CAN'T THROW ON J-JO



JOSEPH

In Week 6 vs. the Browns, CB **Johnathan Joseph** finished with three tackles, one tackle for loss, three passes defended and a single-game career high two interceptions. Joseph was named the AFC Defensive Player of the Week.

With the Texans up 10-3 in the second quarter, Joseph intercepted a pass from Browns QB **Kevin Hogan** and returned it 82 yards for a touchdown. The 82-yard return was the fourth-longest interception return in team history and the longest return of Joseph's career (2006-17). It is also tied for the third-longest interception return in the NFL this season.

Joseph's second interception of the game also came in the second quarter and tied him for the second-most interceptions by any NFL player in a game in 2017. It marked Joseph's first multi-interception game as a Texan and second multi-interception game of his career. Joseph also had two interceptions in Week 11 of the 2010 season vs. Buffalo on 11/21/10.

With his two interceptions, Joseph reached 14 career interceptions as a Texan and passed **Kareem Jackson** and **Dunta Robinson** (13) for the most career interceptions in team history. Joseph also has three interceptions returned for a touchdown in his Texans career, which is tied for first in franchise history with Jackson.

Joseph has been in the league since 2006 and now has 28 career interceptions and six career interceptions returned for a touchdown. He also leads the NFL in passes defended since entering the league with 165.

This is the first time Joseph has earned Player of the Week honors in his career and the 40th time a Texan has been named Player of the Week in franchise history. It is also the 14th time Houston has won the AFC Defensive Player of the Week award in team history.

LONGEST INTERCEPTION RETURNS, TEXANS HISTORY

Rank	Player	Date	Opponent	Yards
1	Marcus Coleman	09/26/04	Kansas City	102t
2	Marlon McCree	12/21/03	Tennessee	95t
3	Brice McCain	10/08/12	N.Y. Jetd	86
4	Johnathan Joseph	10/15/17	Cleveland	82t
5	J.J. Watt	09/28/14	Buffalo	80t

FIVE IN 5

In Week 5 vs. Kansas City, Texans QB **Deshaun Watson** completed 16-of-31 passes (51.6%) for 261 yards, five touchdowns, no interceptions and a 119.8 passer rating.

Watson became the first rookie quarterback in NFL history with five-or-more total touchdowns in back-to-back games and the fourth rookie quarterback in NFL history to throw for five-or-more touchdown passes in a game, joining **Ray Buivid** in 1937, **Matt Stafford** in 2009 and **Jameis Winston** in 2015. Watson is also the second rookie quarterback in NFL history to throw for four-or-more touchdowns in back-to-back games, joining **Robert Griffin III** in Week 11 and Week 12 of the 2012 season.

Additionally, Watson is the third quarterback in franchise history to throw for five-or-more touchdowns in a game, joining **Ryan Fitzpatrick** (6) in 2014 and **Matt Schaub** (5) in 2012. Watson and Fitzpatrick are the only quarterbacks in Texans history with five-or-more touchdown passes and no interceptions in a game. This season, Patriots QB **Tom Brady** is the only other player in the NFL with five touchdown passes in a game.

Watson became the first quarterback in franchise history to throw for four-or-more touchdowns in back-to-back games. He threw for the second-most touchdown passes in a single game in franchise history behind Fitzpatrick's six in Week 13 of the 2014 season vs. Tennessee.

LIMITED CONNECTIVITY

Since 2014, Houston ranks fourth in the NFL in opponent completion percentage (59.8).

LOWEST OPP. COMPLETION PERCENTAGE, 2014-17

Rk	Team	Opp. Att.	Opp. Comp.	Opp. Comp.%
1	Kansas City Chiefs	2004	1154	57.6
2	Buffalo Bills	1905	1138	59.7
3	Denver Broncos	1955	1168	59.7
4	Houston Texans	1879	1123	59.8
5	Seattle Seahawks	1808	1097	60.7

BACK IN FULLER FORCE



FULLER V

Texans WR **Will Fuller V** missed Weeks 1-3 with a shoulder injury but has stepped up to make a major contribution since his return. In three games, Fuller has eight receptions for 154 yards (19.3 avg.) and five touchdowns.

Fuller became the second player in team history to record multiple touchdown receptions in consecutive games in Weeks 4 and 5 (**Andre Johnson** - 2013) and has already set a new single-season career high in touchdowns by scoring in all three games he has played in this season.

Fuller finished Week 5 with two receptions for 57 yards (28.5 avg.) and two touchdowns. In Week 4, Fuller finished with four receptions for 35 yards (8.8 avg.) and two touchdowns. He had two touchdown receptions in his entire rookie season in 2016 while playing in 14 games (13 starts).

Fuller became the ninth player in franchise history to record multiple touchdown receptions in the same game and is the only player this season to produce consecutive games with a 20-yard reception and a 20-yard punt return.

Fuller now has seven career receiving touchdowns, 789 receiving yards and 55 receptions since the Texans drafted him 21st overall in 2016.

DASHING DESHAUN

Texans QB **Deshaun Watson** leads all NFL quarterbacks in rushing yards per game at 33.7 and is second in yards per carry at 7.21 among quarterbacks with 20-or-more rushing attempts (**Dak Prescott** - 7.60).

In his first career start in Week 2 at Cincinnati, Watson scored the only touchdown of the game on a 49-yard run in the second quarter. The run is the longest rushing touchdown by a quarterback in his first start in NFL history and the longest rush by a quarterback this season.

Watson's 49-yard rush was also the longest run ever by a Texans quarterback and the 10th longest run overall in team history. Watson became the first rookie Texans quarterback to run for a touchdown since 2002 (**David Carr**). The 49-yard touchdown run capped a 94-yard scoring drive, the longest drive ever conducted by a Texans rookie quarterback.

In the game, Watson ran five times for a game-high 67 yards (13.4 avg.), which is the most rushing yards by a quarterback in a game in Texans history. Additionally, Watson's 67 yards rushing against the Bengals are the second-most by a quarterback in a game this season (**Cam Newton** in Week 6) and his 13.4 yards-per-carry average is the second-highest for a player with five-or-more carries in a game in 2017 (**T.J. Yeldon** in Week 7).

DYNAMIC DUO

Texans WR **DeAndre Hopkins** (tied for first in the NFL with six receiving touchdowns) and WR **Will Fuller V** (tied for fourth in the NFL with five receiving touchdowns) have combined for 11 receiving touchdowns, which is tied for the most of any duo in the NFL in 2017. Packers WR **Jordy Nelson** (six) and WR **Davante Adams** (five) are the only other receiving duo with 11 receiving touchdowns this season.

In Week 5 vs. Kansas City, Hopkins (three) and Fuller (two) each had multiple receiving touchdowns, marking the first time in franchise history the Texans had two players with multiple receiving touchdowns in the same game.

PICK-SIX AND SAFETY

In Week 6 vs. Cleveland, the Texans recorded a pick-six and a safety in the same game for the second time in franchise history. CB **Johnathan Joseph** had a career-long 82-yard interception returned for a touchdown off Browns QB **Kevin Hogan** and ILB **Benardrick McKinney** led the way forcing the safety on Hogan when he was called for intentional grounding in the end zone.

The Texans had a pick-six by Joseph and a safety by OLB **Connor Barwin** in Week 7 of 2012 vs. Baltimore for the only other occurrence in franchise history. The Texans last safety before Week 6 was in Week 15 of the 2016 season vs. Jacksonville and Houston now has 10 safeties in team history.

The Texans also had three interceptions in the first half against the Browns for the second time in franchise history. Houston had three interceptions in the first half vs. Miami in Week 1 of the 2012 season on 9/9/12.

TURNOVER DIFFERENTIAL

Since 2015, the Texans have won all 13 games in which they had a positive turnover differential. The 100% winning percentage in those games is tied with Denver for the best in the league over that span.

WIN PERCENTAGE IN GAMES WITH POSITIVE T.O. DIFFERENTIAL, SINCE 2015

Rank	Team	G	Tm Win %
1t	Houston Texans	13	100.00
1t	Denver Broncos	14	100.00
3	Carolina Panthers	18	94.44
4	Arizona Cardinals	14	92.86
5	New York Jets	13	92.31

KICKIN' IT WITH KA'IMI



FAIRBAIRN

Texans K Ka'imi Fairbairn has made 10 straight field goal attempts this season, the most consecutive field goals made to start a Texans career in franchise history. He is one of three kickers in the NFL without a missed field goal in 2017 and has the most attempts of the three. Cowboys K Dan Bailey is 7-for-7 and Dolphins K Cody Parkey is 8-for-8.

Fairbairn is the first player in team history to score 15 points twice in one season, which is tied for the sixth-most points scored in a game by a kicker in a game this season.

In Week 3 at New England, Fairbairn was 4-for-4 on field goals and 3-for-3 on extra points. In Week 4 vs. Tennessee, he was 3-for-3 on field goals and 6-for-7 on extra points. Fairbairn hit a career-long 50-yard field goal in Week 4 and recorded his first tackle.

Fairbairn has also been successful kicking off this season with 26 touchbacks, the most ever by a Texans kicker through the first seven weeks of a season and tied for the third-most in the NFL. He also has the highest touchback percentage through seven weeks in team history (74.3%).

Fairbairn is the first undrafted kicker to make his NFL debut with the Texans. He was born in Kailua, Hawaii and is the first kicker or punter from Hawaii to reach the NFL. His full name is John Christian Ka'iminoeauloamek a'ikeokekumupa'a Fairbairn. In Hawaiian culture, his name means 'seeker of knowledge.' Fairbairn was a consensus first-team All-American as a senior at UCLA and was awarded the Lou Groza Award as the nation's top college kicker in 2015.

GAME CHANGER



CLOWNEY

OLB/DE Jadeveon Clowney is currently tied for second in the NFL in defensive fumble recoveries with two and is third in the NFL in fumble return yards with 71 this season. The two recoveries are the first two of his NFL career.

In Week 3 at New England, Clowney recovered a fumble from Patriots QB Tom Brady and returned it 22 yards for a touchdown in the second quarter. OLB Whitney Mercilus caused the fumble on a strip-sack to set up the first touchdown of Clowney's career. In that game, Clowney became the third player in franchise history with 2.0 sacks and a fumble return for a touchdown in a game, joining DE Mario Williams and DE J.J. Watt. Clowney also scored the first defensive touchdown by any player off a fumble by Patriots QB Tom Brady since Week 4 of 2009 against Baltimore.

In Week 2 at Cincinnati, Clowney recovered his first career fumble and returned it 49 yards to the Bengals 20-yard line. Texans CB Kareem Jackson caused the fumble on Bengals WR John Ross. Clowney's 49-yard fumble return tied for the fifth-longest in franchise history and is the longest ever by a Texans player weighing 270-or-more pounds.

LONGEST FUMBLE RETURNS, TEXANS HISTORY

Rank	Player	Date	Opponent	Yards
1	Antwan Peek	12/26/04	Jacksonville	66 yards
2	Charlie Anderson	12/19/04	Chicago	60 yards
3	Demarcus Faggins	12/3/06	Oakland	58 yards
4	Kevin Johnson	9/18/16	Kansas City	53 yards
5t	Johnathan Joseph	9/14/14	Oakland	49 yards
5t	Jadeveon Clowney	9/14/17	Cincinnati	49 yards

PEER PRESSURE



CLOWNEY

In Week 3 at New England, Texans OLB/DE Jadeveon Clowney compiled six total tackles (six solo), 2.0 sacks, three quarterback hits, four tackles for loss and a fumble recovery that was returned for a touchdown.

Only one other NFL player has had five-or-more total tackles, 2.0-or-more sacks, three-or-more tackles for loss, three-or-more quarterback hits and a fumble returned for a touchdown in the same game since all those stats became officially tracked by the NFL: Texans DE J.J. Watt.



WATT

Watt accomplished the milestone in Week 6 of the 2014 season against Indianapolis when he compiled seven total tackles (four solo), 2.0 sacks, four quarterback hits, three tackles for loss and a fumble recovery for a touchdown. Watt also added three passes defended in that game.

Watt led the NFL in fumble recoveries in 2014 with five, which were the most by a defensive lineman since Justin Tuck had five for the Giants in 2010. Clowney is currently

tied for second in the NFL in defensive fumble recoveries with two and is third in the NFL in fumble return yards with 71 this season.

CLOWNEY COMIN'

Since 2016, OLB/DE Jadeveon Clowney is tied for sixth in the NFL with 22 tackles for loss in 20 games.

The former No. 1 overall pick tied his single-season career high with four tackles for loss at New England in Week 3 and had one tackle for loss at Cincinnati in Week 2 and vs. Kansas City in Week 4.

Clowney led the team and tied for sixth in the NFL with a career-high 16 tackles for loss in 2016. He also posted single-season career highs in tackles (52), sacks (6.0), quarterback hits (17) and games played (14), while tying his career-best in forced fumbles (one).

Clowney registered four games with multiple tackles for loss last season and two games with three-or-more tackles for loss. Only six players in the NFL (Mario Addison, Joey Bosa, Chandler Jones, Lavonte David, Whitney Mercilus and Clowney) recorded multiple games with three-or-more tackles for loss last season. Houston was the only team in the league with two of those players.

MOST TACKLES FOR LOSS IN THE NFL, 2016-17

Rank	Player	Team	Games	TFLs
1	Chandler Jones	Arizona	23	28
2t	Aaron Donald	Los Angeles	22	24
2t	Cameron Jordan	New Orleans	22	24
4t	Joey Bosa	Los Angeles	19	23
4t	Khalil Mack	Oakland	23	23
6t	Jadeveon Clowney	Houston	20	22
6t	Telvin Smith	Jacksonville	23	22

HAL ABOUT THAT



HAL

Texans S Andre Hal recorded his first two interceptions of the season in Week 4 vs. Tennessee. It was his second career multi-interception game and first since Week 6 of the 2015 season at Jacksonville on 10/18/15.

Hal intercepted Titans QB Marcus Mariota on the opening drive of the game and returned it three yards, which led to a Houston touchdown just four plays later. Hal then intercepted Mariota again in the second quarter for his second pick of the day. Hal is tied for the team lead this season with two interceptions.

Hal now has eight career interceptions and leads the Texans in interceptions since joining the team in 2014. He is also tied with ILB Brian Cushing (eight) for the seventh-most interceptions in franchise history.

Hal also has the third-most passes defended on the Texans since joining the team in 2014 and passed Quintin Demps (24) for the 15th-most passes defended in team history in Week 5 vs. Kansas City.

GOING STREAKING

Texans RB **Lamar Miller** is one of three players in the NFL to produce 60-or-more scrimmage yards in each of his team's games this season, joining Chiefs RB **Kareem Hunt** and Saints RB **Mark Ingram**.

Miller leads the team in rushing with 372 yards on 98 carries (3.8 avg.) and is second on the team in receiving with 175 yards on 15 receptions (11.7 avg.). He also has a rushing and receiving touchdown this year.

Miller is on an eight game streak of 60-or-more scrimmage yards, dating back to Week 14 last year (he missed Weeks 16-17 in 2016), which is the second longest active streak in the NFL.

LONGEST ACTIVE STREAKS OF 60-OR-MORE SCRIMMAGE YARDS

Player	Team	Streak	Started	Total Yds
Mark Ingram	NOR	9 games	Wk 15 (2016)	872
Lamar Miller	HOU	8 games	Wk 14 (2016)	758
Kareem Hunt	KAN	7 games	Wk 1 (2017)	1,002

LUCKY NUMBER SEVEN



Texans WR **DeAndre Hopkins** opened up this season with four straight games of seven-or-more receptions for the first time in his career.

Including Week 17 at Tennessee last year, Hopkins had recorded seven-or-more receptions in five straight games, which was the first time in his career he has put together five consecutive games with seven-or-more receptions.

Hopkins was the only wide receiver in the NFL this season to have seven-or-more receptions in each of the first

HOPKINS

four games.

In Week 4 vs. Tennessee, Hopkins finished with a season-high 10 receptions for a season-high 107 yards (10.7 avg.) and one touchdown. It was his third career game with 10-or-more receptions (first since Week 6 of 2015 at Jacksonville) and his 14th career game with 100-or-more receiving yards (first since Week 17 last season at Tennessee).

HOPKINS' STREAK WITH 7-OR-MORE RECEPTIONS, 2016-17

Game	Targets	Rec	Yds	Avg	Lg	TD	1st
Wk 17 at TEN	11	7	123	17.6	51	0	6
Wk 1 vs. JAX	16	7	55	7.9	12	1	4
Wk 2 at CIN	13	7	73	10.4	25	0	3
Wk 3 at NE	8	7	76	10.9	21	0	3
Wk 4 vs. TEN	12	10	107	10.7	21	1	9

THE YOUNG AND THE DEFENSELESS



The Texans are getting major contributions from their 2017 rookie class so far this season. Houston's 1,625 total net yards (net passing yards and rushing yards combined) are the most by a team's rookies in the NFL in 2017. The Browns are second at 1,038 total net yards produced by rookies this year.

Texans QB **Deshaun Watson** has thrown for 1,297 passing yards and ran for 202 rushing yards while RB **D'Onta Foreman** has rushed for 207 yards and has 68 receiving yards. Watson leads all NFL rookie quarterbacks in passing yards and rushing yards this year and is 11th among all rookies in rushing yards while Foreman's 207 rushing yards are the ninth-most by a rookie this season. Foreman also has the fifth-most rushing yards by a rookie through the first seven weeks of a season in franchise history and the seventh-most yards from scrimmage (275) by a rookie in team history through seven weeks.

NEAR THE T.O.P.

The Texans are eighth in the NFL and fourth in the AFC in average time of possession this season, holding the ball for 31:18 per game. Additionally, Houston is third in the NFL in second half time of possession at 17:03 and third in the NFL in fourth quarter time of possession at 8:51.

Under Head Coach **Bill O'Brien** (2014-17), Houston is 24-9 when they have a time of possession of 30:00-or-more and 20-3 when they have a time of possession above 32:00.

B-MAC'S SACKS



McKINNEY

In Week 2 at Cincinnati, ILB **Benardrick McKinney** compiled six total tackles (four solo), including three tackles for loss and 2.0 sacks. He became just the third Texans linebacker and fifth player in team history to record six-or-more total tackles, three-or-more tackles for loss and 2.0-or-more sacks in the same game.

Among all players with 2.0-or-more sacks in the NFL this season, McKinney is tied for the seventh-most combined tackles of the group with 39.

Last season, McKinney was the only player in the NFL and the second in Texans history with at least 100 tackles and 5.0 sacks in a season (**Jamie Sharper**, 2002).

GET OFF THE FIELD

Since 2014, the Texans are first in the NFL in third-down defense with a 33.7 opponent third-down percentage.

This season, Houston ranks sixth at 34.6 percent. In 2016, Houston finished 11th in the NFL (38.5%) in third-down percentage allowed.

In 2015, Houston led the NFL in third-down defense with a 28.5 percent, which was the lowest single-season mark in franchise history by 4.5 percent. It was also the lowest opponent third-down percentage by any NFL team since the 2003 Tennessee Titans (27.7%).

Below is a look at how the Texans rank among the rest of the NFL:

LOWEST OPP. 3RD DOWN PERCENTAGE, 2014-17

Rk	Team	Opp. Conv.	Opp. Att.	Opp. Pct.
1	Houston Texans	244	723	33.7
2	Denver Broncos	268	765	35.0
3	Los Angeles Rams	278	757	36.7
4	Seattle Seahawks	255	692	36.8
5	Minnesota Vikings	265	717	37.0

WATSON'S WORLD



WATSON

In his third career start vs. Tennessee in Week 4, Texans QB **Deshaun Watson** completed 25-of-34 passes (73.5%) for 283 yards, four touchdowns, one interception and a 125.0 passer rating. He also ran for 24 yards on four attempts (6.0 avg.) and had one rushing touchdown. The NFL named Watson the AFC Offensive Player of the Week following his performance, making him the first rookie quarterback in franchise history to win the award.

Watson's five total touchdowns tied for the second-most touchdowns scored by a rookie in NFL history behind **Gale Sayers'** six touchdowns in 1965 and tied for the most touchdowns in a game by a rookie quarterback in NFL history. He became the third rookie quarterback with four-or-more touchdown passes and one-or-more rushing touchdowns and first since **Fran Tarkenton** (1961). Watson and Tarkenton are the only rookie quarterbacks in NFL history with at least 250 passing yards, four touchdown passes and a rushing touchdown in a single game. Houston's 57 points were the third-highest single-game point total in NFL history with a rookie starting quarterback (**Tony Banks** - 1996, **Russell Wilson** - 2012).

Watson also became the third rookie quarterback in the last 15 years to post three-or-more touchdown passes and one-or-more rushing touchdowns in a single game (**Cam Newton** and **Marcus Mariota**). He became the first quarterback in team history with three-or-more passing touchdowns and one-or-more rushing touchdowns in the same game and the first rookie quarterback in team history with three-or-more touchdown passes in a game. He also became the third quarterback in team history to post a 125.0-or-better passer rating in a game with 30-or-more pass attempts (joining **Matt Schaub** in 2009 and **Ryan Fitzpatrick** in 2014).

Watson became the only rookie in NFL history with seven-or-more pass touchdowns and two-or-more rushing touchdowns in his team's first four games of a season and joined Newton as the only rookies in NFL history with nine total touchdowns through the first four games of a season.

OFFENSIVE EXPLOSION

The Texans set several offensive records in their Week 4 victory over the Tennessee Titans. They scored the most points in a game in franchise history with 57 (previous record was 45 points in Week 13 of 2014 vs. Tennessee) and scored a franchise-record seven total touchdowns.

Houston won by the largest margin of victory in franchise history with a 43-point victory (previous record was 34 in a 41-7 win at Tennessee in Week 7 of 2011) and the largest point differential of any divisional matchup in AFC South history.

The 57 points were the most points in a game by an NFL team since Seattle scored 58 in Week 14 of 2012 vs. Arizona and Houston became the first NFL team to score 50-or-more points in a game since Jacksonville scored 51 in Week 14 of 2015 vs. Indianapolis. Houston's 57 points were also the third-highest single-game point total in NFL history with a rookie starting at quarterback (**Tony Banks** – 1996, **Russell Wilson** – 2012).

The Texans gained 445 yards on offense (173 rushing and 272 passing), which is the most yards gained in a game for Houston since gaining 457 yards in Week 13 of 2014 vs. Tennessee. They also gained 33 first downs (10 rushing, 19 passing and four by penalty), which is the second-most first downs gained in a game in franchise history. Houston had 39 first downs in Week 11 of 2012 vs. Jacksonville.

MILLER TIME



MILLER

Since 2014, RB **Lamar Miller** has rushed for 3,416 yards, which is the fifth-most in the NFL during that span, while his 22 rushing touchdowns are tied for the ninth-most.

Miller racked up 1,073 rushing yards last season, which ranked sixth in the AFC and 10th in the NFL. His 268 carries set a single-season career-high and his 1,073 rushing yards were the second-highest mark of his career. Miller posted four 100-yard rushing games last year, which was also a career-high.

MOST RUSHING YARDS IN THE NFL, SINCE 2014

Player	Teams	G	Att	Yds	Avg	Lg	TD
DeMarco Murray	Dal-Phi-Ten	54	964	4206	4.36	75t	30
Le'Veon Bell	Pit	41	833	3869	4.64	81	22
LeSean McCoy	Phi-Buf	49	859	3851	4.48	75t	23
Frank Gore	SF-Ind	55	872	3420	3.92	52t	16
Lamar Miller	Mia-Hou	52	776	3416	4.40	97t	22

Last season, Miller posted his third straight season with over 1,200 scrimmage yards, which is tied for the third-longest active streak in the league and is the second-longest among running backs.

LONGEST ACTIVE STREAKS OF 1,200-YARD SCRIMMAGE SEASONS, NFL

Player	Team(s)	Seasons
Frank Gore	SF-Ind	11
Antonio Brown	Pittsburgh	4
Lamar Miller	Mia-Hou	3
Odell Beckham	N.Y. Giants	3
Julio Jones	Atlanta	3
Jordy Nelson	Green Bay	3

TURNOVER MACHINE

In Week 4 vs. Tennessee, Houston caused the second-most turnovers in a game in franchise history with five total (four interceptions and one fumble recovery). It was the first time Houston has caused five turnovers in a game since Week 12 of 2008 at Cleveland. The Texans also tied a franchise record with four interceptions. It was the third time in team history with four interceptions and first since Week 10 of 2006 at Jacksonville.

Houston held the Titans to 195 total net yards (86 rushing and 109 passing) and just nine first downs (three rushing and six passing). They also didn't allow Tennessee to score in the second half.

BY AIR & BY GROUND



WATSON

In his second career NFL start at New England in Week 3, Texans QB **Deshaun Watson** completed 22-of-33 passes (66.7%) for 301 yards, two touchdowns, two interceptions and a 90.6 passer rating. He also rushed for 41 yards on eight carries (5.1 avg.)

Watson is the first rookie quarterback with 300-or-more passing yards and 40-or-more rushing yards in a game since Colts QB **Andrew Luck** in 2012 and the first quarterback in Texans franchise history to do so.

Watson became only the seventh rookie since the merger to accomplish the feat and the youngest of the seven rookie quarterbacks on the list. No rookie quarterback in NFL history has done it twice.

Watson became the first Texans quarterback to throw for 300-or-more yards in a game since **Brian Hoyer** (Week 5 of the 2015 season vs. Indianapolis on 10/8/2015) and the first rookie Texans quarterback to throw for 300-or-more yards since **T.J. Yates** (Week 14 of the 2011 season at Cincinnati on 12/11/11). Watson also became the first rookie to throw for 300 yards against the defending Super Bowl Champions since Panthers QB **Cam Newton** threw for 432 yards vs. Green Bay in 2011.

'LEG'-LER NOT SLOWING DOWN



LECHLER

Texans P **Shane Lechler** has shown no signs of slowing down in his 18th season in the NFL.

In Week 3 at New England, Lechler had a 68-yard punt in the first quarter, which is the third-longest punt in franchise history and tied for the fifth-longest punt in the NFL this season. For the game, Lechler punted four times for 234 yards (58.5 avg.) and pinned two punts inside the 20-yard line. His 58.5 punt average is the highest single-game average by a punter in 2017 (minimum four punts).

In Week 2 at Cincinnati, Lechler punted nine times for 440 yards (48.9 avg.), including a 59-yard punt, and pinned two punts inside the 20-yard line. Lechler also had a special teams tackle in the game.

Lechler's 440 yards punting in Week 2 are the third-most by any player in a game this season and his nine punts are the tied for the second-most by any player in a game this season. Through Week 7, Lechler ranks fourth in the NFL in punting average (50.1).

Lechler played in his 244th straight regular season game, which is the longest active streak in the NFL and tied with **Chris Gardocki** (244) for the sixth-longest in NFL history.

FIRST HALF FIREPOWER

The Texans had one of the best offensive first halves in team history against the Titans in Week 4. Houston scored points on five-of-six possessions in the first half for a total of 30 first half points, which is the second-most points scored in the first half in franchise history (Houston scored 34 points in the first half vs. Indianapolis in Week 1 of 2011). The Texans' 30 first half points are tied for the second most points scored by any NFL team in the first half this season (New Orleans scored 31 vs. Detroit in Week 6 and New England scored 30 at New Orleans in Week 2).

The Texans scored a touchdown on their first three offensive possessions for the first time since Week 7 of 2008 vs. Detroit and scored a touchdown on their first two offensive possessions for the first time since Week 4 of 2016 vs. Tennessee.

Houston's 289 yards in the first half are the fourth-most first half yards gained by any NFL team this season (New England gained 369 at New Orleans in Week 2, Jacksonville gained 342 at Indianapolis in Week 7 and Arizona gained 303 vs. Tampa Bay in Week 6). The Texans first quarter was especially impressive as they gained 179 total yards (44 rushing and 135 passing), which is the third-most net yards gained in the first quarter in franchise history and third-most first quarter yards gained by any NFL team this season (New England gained 217 at New Orleans in Week 2 and Arizona gained 181 in Week 6 vs. Tampa Bay). Their 14 first quarter points tied for the third-highest-scoring first quarter in team history. Houston scored 17 in the first quarter in Week 14 of 2009 vs. Seattle and Week 1 of 2011 vs. Indianapolis.

COLE IN ONE



COLE

In Week 4 vs. Tennessee, Texans rookie ILB Dylan Cole compiled five total tackles (three solo), 1.0 sack and one interception returned for a touchdown.

Cole became the first rookie in NFL history with five-or-more total tackles, 1.0-or-more sacks and one interception returned for a touchdown in the same game. He also became first rookie to record an interception for a touchdown in franchise history and first Texans player with a pick-six since CB Kareem Jackson in Week 10 of the

2016 season.

Cole, who the Texans signed as a college free agent following the 2017 NFL Draft, is also just the second linebacker in franchise history with a pick-six in a game, joining ILB Brian Cushing.

TWICE IS NICE

In Week 4 vs. Tennessee, Texans RB Lamar Miller ran for a game-high and season-best 75 yards on 19 carries (3.9 avg.) and had one rushing touchdown. Miller also caught four passes for 56 yards (14.0 avg.) and had one receiving touchdown in the game.

The performance marked the second time since Miller joined the Texans that he had a rushing and receiving touchdown in the same game, with the other being Week 6 vs. Indianapolis last season. In Houston's 26-23 overtime victory over the Colts in 2016, Miller ran for 149 yards on 24 carries (6.2 avg.) and had one rushing touchdown. He also caught three passes for 29 yards (9.7 avg.) and had one receiving touchdown.

Miller is only the third player to have both a rushing and receiving touchdown in multiple games as a Texan in franchise history, joining RB Arian Foster and RB Steve Slaton. Foster did it six times in his Texans career while Slaton accomplished the feat twice.

DOMINATING THE DIVISION

Under Head Coach Bill O'Brien (2014-17), the Texans are 15-5 against the AFC South, including 6-1 vs. Tennessee, 6-1 vs. Jacksonville and 3-3 vs. Indianapolis. Houston's 15 division wins are tied with Kansas City (AFC West) and Pittsburgh (AFC North) for the most in the NFL since 2014.

The Texans recorded a 5-1 record against AFC South opponents in 2016, which tied the best single-season winning percentage against the division in team history. Houston also registered a 5-1 record against AFC South opponents in 2012 and 2015.

Houston is one of two teams to win its division in each of the last two seasons (New England), and the Texans have now won four of the last six AFC South championships. With a division title this year, the Texans would become the first AFC South team to win the division in three straight seasons since Indianapolis captured five consecutive division crowns from 2003-07.

MOST DIVISION TITLES SINCE 2011, NFL

Rank	Team	Division	Titles
1	New England	AFC East	6
2t	Denver	AFC West	5
2t	Green Bay	NFC North	5
4	Houston	AFC South	4
5t	Carolina	NFC South	3
5t	Seattle	NFC West	3

LEADS THE PD'S

CB Johnathan Joseph leads all NFL players with 165 passes defensed since he began his career with Cincinnati in 2006.

MOST PASSES DEFENSED, 2006-17

Player, Tms	G	PD
Johnathan Joseph, Cin-Hou	162	165
Dominique Rodgers-Cromartie, Ari-Phi-Den-NYG	144	143
Darrelle Revis, NYJ-TB-NE-NYJ	140	137
Tramon Williams, GB-Cle-Ari	158	131
Brent Grimes, Atl-Mia-TB	127	128

NOT YOUR AVERAGE JOE

WR DeAndre Hopkins holds the best career yards per catch average in franchise history at 13.8, bettering Andre Johnson's mark of 13.4 yards per reception from 2003-14.

HIGHEST CAREER RECEIVING AVERAGE, TEXANS HISTORY (MIN. 200 RECEPTIONS)

Rk	Player	Years	Rec.	Yds.	Avg.
1	DeAndre Hopkins	2013-17	354	4,869	13.8
2	Andre Johnson	2003-14	1,012	13,597	13.4
3	Kevin Walter	2006-12	326	4,083	12.5
4	Owen Daniels	2006-13	385	4,617	12.0

K-JACK & J-JO ON PATROL



JACKSON

Kareem Jackson and Johnathan Joseph are two of the longest tenured Texans, having both played cornerback for the Texans since 2011. In that time, the duo has combined for 142 passes defensed and 25 interceptions, six of which have been returned for touchdowns.

Since Jackson and Joseph have been in Houston together, Texans opponents have the lowest completion percentage in the NFL at 57.4 and the second-lowest net yards passing per game at 210.5.

Among active cornerbacks, Joseph ranks second in the NFL with 610 total career tackles and Jackson is 10th with 429 total career tackles. No other team has two players in the top-10. Also, their 1,039 combined career tackles is the most of any cornerback tandem in the NFL.

Their performances have allowed the pair to ascend some of the franchise's all-time lists. Joseph is first on the franchise's passes defensed list with 89 and Jackson is tied for second with 63 (Dunta Robinson). Joseph is also

first in interceptions with 14 while Jackson is tied for second with 13. Joseph is the franchise's all-time leader with 364 return yards on interceptions, while Jackson is second with 310.

MOST CAREER PASSES DEFENSED, TEXANS HISTORY

Player	Years	Gms	PD
Johnathan Joseph	2011-17 (7)	95	89
Kareem Jackson	2010-17 (8)	106	63
Dunta Robinson	2004-09 (6)	84	63
Marcus Coleman	2002-05 (4)	58	56

MOST CAREER INTERCEPTIONS, TEXANS HISTORY

Player	Years	Gms	Int	Yds TD
Johnathan Joseph	2011-17 (7)	95	14	364 3
Kareem Jackson	2010-17 (8)	106	13	310 3
Dunta Robinson	2004-09 (6)	84	13	162 1
Marcus Coleman	2002-05 (4)	58	11	217 1
Aaron Glenn	2002-04 (3)	43	11	221 2

CAUSING PROBLEMS

In Week 3 at New England, the Texans defense had 5.0 sacks and forced four fumbles. It marked the first time in franchise history that Houston had 5.0-or-more sacks and four-or-more forced fumbles in the same game.

The Texans are the only team in the NFL this season to have 5.0-or-more sacks and four-or-more forced fumbles in the same game and just the second team in NFL history to do it at New England (Seattle had 6.0 sacks and four forced fumbles in Week 3 of the 1992 season at New England on 9/20/92).

The four forced fumbles tied a single-game franchise record as the Texans also caused four fumbles in Week 2 of the 2014 season at Oakland and Week 13 of the 2005 season at Baltimore.

Houston's 5.0 sacks were the most in a game for the Texans since Week 1 of the 2016 season against the Bears (5.0 sacks) and four different players were able to record a sack in the game, the most players with at least one sack in a game for Houston since Week 1 of 2016 against the Bears.

CONTINUING HIS SUCCESS

Texans QB **Deshaun Watson** won his first NFL start on his 22nd birthday with a 13-9 victory over the Bengals in Cincinnati in Week 2.

Houston traded up and made Watson the 12th overall pick in the 2017 NFL Draft after a successful college career where he led the Clemson Tigers to the BCS National Championship in 2016.

In the BCS/College Football Playoff era, no quarterback has gone fewer days between an NCAA Football Championship and his first NFL win than Watson (248 days).

OPENING ACT

In Week 1 vs. Jacksonville, Texans WR **DeAndre Hopkins** compiled seven receptions for 55 yards (7.9 avg.) and one touchdown, tying Kevin Walter (24) for the third-most receiving touchdowns in team history. Hopkins has now caught a touchdown pass in four consecutive season openers (2014-17), which is the longest active streak in the NFL.

Giants WR **Brandon Marshall** is the only other active NFL wide receiver with a receiving touchdown in four consecutive season openers (2012-15 with Chicago and N.Y. Jets).

STARTING OFF STRONG

Texans QB **Deshaun Watson** won his first NFL start in Week 2 at Cincinnati. The rookie from Clemson completed 15-of-24 passes (62.5%) for 125 yards, no touchdowns, no interceptions and a 75.9 passer rating. Watson scored his first career rushing touchdown on a 49-yard run in the second quarter, which turned out to be the only touchdown of the game for either team.

Watson is the ninth different starting quarterback under Head Coach Bill O'Brien since 2014 and Texans quarterbacks are now 8-1 in their first start under O'Brien.

QUARTERBACKS FIRST START UNDER BILL O'BRIEN (2014-17)

Player	Date	Wk	Opp	Result	Att	Cmp	Pct	Yds	TD	Int	Rate
Deshaun Watson	9/14/17	2	at Cin	W,13-9	24	15	62.5	125	0	0	75.9
Tom Savage	12/24/16	16	Cin	W,12-10	29	18	62.1	176	0	0	79.1
Brock Osweiler	9/11/16	1	Chi	W,23-14	35	22	62.9	231	2	1	89.1
Brandon Weeden	12/27/15	16	at Ten	W,34-6	24	15	62.5	200	2	0	116.7
T.J. Yates	11/22/15	11	NYJ	W,24-17	34	16	47.1	229	2	0	89.0
Brian Hoyer	9/13/15	1	KC	L,20-27	34	18	52.9	236	1	1	72.7
Case Keenum	12/21/14	16	Bal	W,25-13	42	20	47.6	185	0	1	50.2
Ryan Mallett	11/16/14	11	at Cle	W,23-7	30	20	66.7	211	2	1	95.3
Ryan Fitzpatrick	9/07/14	1	Was	W,17-6	22	14	63.6	206	1	0	109.3

TEXANS WITH TENURE



WEEKS

Two Texans continue to climb up the franchise's record book with the amount of games played and started. CB **Kareem Jackson** played in his 106th career regular season game with the team last week, the eighth-most in team history. Jackson also passed Dunta Robinson (396) for the fourth-most career total tackles in Texans history in Week 1 this season. LS **Jon Weeks** played in his 118th straight regular season game, the second-longest streak in team history.

MOST CAREER GAMES PLAYED & STARTED, TEXANS HISTORY

Rank	Player	GP	GS	Years with Texans
1	Andre Johnson	169	169	2003-2014 (12)
2	Duane Brown	132	132	2008-2016 (9)
3	Kris Brown	128	0	2002-2009 (8)
4	Jon Weeks	118	0	2010-2017 (8)
5	Chester Pitts	114	114	2002-2009 (8)
6	Chris Myers	112	112	2008-2014 (7)
7	Kevin Walter	109	91	2006-2012 (7)
8	Kareem Jackson	106	98	2010-2017 (8)
9t	Owen Daniels	100	96	2006-2013 (8)
9t	Brian Cushing	100	100	2009-2017 (9)

HOP TO 100

WR **DeAndre Hopkins** has 14 career 100-yard games, including a career-high six in 2015. The Texans are 8-6 when he reaches the 100-yard mark.

HOPKINS' 100-YARD RECEIVING GAMES, CAREER

Date	Opp.	Rec	Yds	Avg	Lg	TD
9/9/13	Ten	W	7	117	16.7	28
9/21/14	at NYG	L	6	116	19.3	49
10/20/14	at Pit	L	6	108	18.0	32
11/2/14	Phi	L	6	115	19.2	45
11/30/14	Ten	W	9	238	26.4	58t
9/27/15	TB	W	8	101	12.6	29
10/4/15	at Atl	L	9	157	17.4	28
10/8/15	Ind	L	11	169	15.4	34
10/18/15	at Jax	W	10	148	14.8	29
11/22/15	NYJ	W	5	118	23.6	61t
12/27/15	at Ten	W	7	117	16.7	44
9/18/16	KC	W	7	113	16.1	35
1/1/17	at Ten	L	7	123	17.6	51
10/1/17	Ten	W	10	107	10.7	21

LECHLER ON THE ALL-TIME CHARTS

STATISTIC	Mark	Rank	Next Ahead of Lechler
Games Played	276	20	Clay Matthews, 278
Punts	1,384	3	Sean Landeta, 1,401
Yards Punting	65,773	2	Jeff Feagles, 71,211
Punting Average	47.5	1	--
Inside the 20 (since 1976)	448	2	Jeff Feagles, 554
Net Punt Yards	54,201	2	Jeff Feagles, 61,964
Net Average	39.0	20	Brandon Fields, 39.1

EQUAL OPPORTUNITY EMPLOYER

Undrafted rookie ILB **Dylan Cole** made the Texans' initial 53-man roster coming out of training camp. This marks the fifth straight year, dating back to 2013, that Houston has had at least one undrafted rookie earn a spot on the Week 1 active roster. Below is a list of those 12 players over the past five seasons:

UNDRAFTED ROOKIES ON TEXANS WEEK 1 ROSTER, SINCE 2013

2017 (1) - ILB Dylan Cole
 2016 (3) - TE Stephen Anderson, DE Joel Heath, OLB Brennan Scarlett
 2015 (3) - T Kendall Lamm, C Greg Mancz, OLB Carlos Thompson
 2014 (1) - OLB Jason Ankrah
 2013 (4) - CB A.J. Bouye, OLB Willie Jefferson, ILB Justin Tuggle, RB Cierre Wood

STREAK OF TIGERS

The Texans have the most players from Clemson University in the NFL, with a total of five on the current 53-man active roster.

Houston has drafted four players from Clemson in franchise history. This year's first-round pick, QB **Deshaun Watson**, and fourth-round pick, DE **Carlos Watkins**, join WR **DeAndre Hopkins** and NT **D.J. Reader** as former Tigers drafted by the Texans.

Watson (2017) and Hopkins (2013) also join former South Carolina Gamecocks CB **Dunta Robinson** (2004) and OLB/DE **Jadeveon Clowney** (2014) as the only Texans first-round picks from the same school. The Texans also added S **Marcus Gilchrist** as a free agent signing on August 1, who played at Clemson from 2007-10.

TEXANS FROM CLEMSON

Player	Position	How Acquired	Years at Clemson
Marcus Gilchrist	S	FA-'17	2007-10
DeAndre Hopkins	WR	D1-'13	2010-12
D.J. Reader	NT	D5b-'16	2012-15
Carlos Watkins	DE	D4b-'17	2012-16
Deshaun Watson	QB	D1-'17	2014-16

KEEPING THE CORE

At the end of training camp, 34-of-90 (37.7%) players on the Texans active 90-man roster were new to the team in 2017. Of those 34 players, 25 were rookies (seven draft picks, 18 college free agents) and nine were veterans acquired off waivers or through free agency.

In 2016, 29-of-90 (32.2%) players on Houston's roster were new to the team, the lowest percentage in Head Coach Bill O'Brien's tenure (2014-17). Of those players, 22 were rookies (six draft picks, 16 undrafted free agents) and seven were veterans (all acquired through free agency).

In 2015, approximately one-third (33-of-90) of the players on the Texans roster were new to the team at the start of training camp. Twenty-three of those players were rookies and 10 veterans were acquired through free agency.

In 2014, over half (47-of-90) of the players on the Texans roster were new to the team. The 47 players included 30 rookies, 16 veterans acquired through free agency and one through trade.

WINNING RECORD

With a 9-7 record in 2016, the Texans tied their third-best single-season record in franchise history. They also posted their third straight winning season for the first time in franchise history. Houston's 27-21 record from 2014 to 2016 is the second-best record over a three-year span in team history.

BEST SINGLE-SEASON RECORDS, TEXANS HISTORY

Year	Record	Win %
2012	12-4	.750
2011	10-6	.625
2016	9-7	.563
2015	9-7	.563
2014	9-7	.563
2009	9-7	.563

BEST RECORDS OVER 3-YEAR PERIOD, TEXANS HISTORY

Years	Record	Win %
2010-12	28-20	.583
2014-16	27-21	.563
2007-09	25-23	.521

TEXANS HELPING TEXANS



In the wake of Hurricane Harvey and the devastating destruction and flooding across South Texas, thousands of people across the country stepped up to provide relief to those affected.

Texans DE **J.J. Watt** started a crowdfunding campaign (www.youcaring.com/jjwatt) on

Aug. 26 with a goal of raising \$200,000 and a pledge to contribute \$100,000 himself. The nation quickly embraced Watt's challenge, and it ended on Friday, Sept. 15 with over \$37 million donated, including a \$50,000 donation from Rockets point guard **Chris Paul**, a \$1 million dollar donation from Titans Owner **Amy Adams Strunk**, a \$1 million dollar donation from *The Tonight Show's* **Jimmy Fallon**, a \$1 million dollar donation from **Ellen DeGeneres**, a \$5 million dollar donation from HEB's **Charles Butt** and numerous other donations from celebrities like **Drake** and **Miley Cyrus**.

Texans Founder, Chairman and Chief Executive Officer **Robert C. McNair** donated \$1 million to The United Way of Greater Houston's 'Texans Helping Texans' flood relief fund. Dallas Cowboys Executive Vice President / Chief Brand Officer **Charlotte Jones Anderson** subsequently announced a matching donation from the NFL, and New England Patriots Chairman and CEO **Robert Kraft** pledged to match up to \$1 million donated to the American Red Cross in support of the Hurricane Harvey Disaster Relief Fund.

Houston Rockets Owner **Leslie Alexander** and Houston Astros owner **Jim Crane** also announced donations on behalf of their teams, and Major League Baseball and the MLBPA joined forces to pledge \$1 million of support.

In addition to support from the Lonestar State, sports teams, celebrities and individuals across the country have generously donated money, supplies and time to help Hurricane Harvey victims.

2017 DRAFT CLASS




QB DESHAUN WATSON

6-3 | 215 | ROUND 1 (12) | CLEMSON

4

Became the first Texans QB drafted in the first round since their inaugural 2002 season...Is the highest Clemson QB ever drafted...Led the Tigers to back-to-back National Championship appearances, lifting the Tigers to their second ever title following the 2016 season...Ranks as Clemson's second all-time leader in both passing yards (10,168) and passing touchdowns (90)...Voted as the 2015 ACC Player of the Year.



ILB ZACH CUNNINGHAM

6-4 | 230 | ROUND 2 (57) | VANDERBILT

41

Highest drafted Vanderbilt defensive player since 2001...Two-time First-Team All-SEC selection (2015-16) and the first-ever Vanderbilt player to earn consensus First-Team All-American honors (2016)...Totaled 295 tackles and 39.5 tackles for loss in his career...Named Butkus Award finalist and semifinalist for the Chuck Bednarik Award after leading the SEC with 125 total tackles in 2016.



RB D'ONTA FOREMAN

6-0 | 235 | ROUND 3 (89) | TEXAS

27

Was a consensus First-Team All-American and won the Doak Walker Award in 2016...Rushed for 2,782 yards and 20 touchdowns in 28 career games (10 starts) as a Longhorn...Recorded an all-time performance on Nov. 5, 2016 vs. Texas Tech, notching 341 rushing yards and three scores on 31 carries...His 2,028 rushing yards in 2016 rank as the second most by a Longhorn in a single season...Had 15 career 100-yard rushing games, including a school-record 13 straight.



T JULIÉN DAVENPORT

6-7 | 315 | ROUND 4 (130) | BUCKNELL

70

First of the Texans' two fourth round selections in the 2017 NFL Draft and the first FCS lineman chosen...Highest selection of a Bucknell player since 1966 and first Bison drafted since 1969...Earned three First-Team All-Patriot League recognitions and was a First-Team All-FCS in 2016...Two-time team captain who started all 44 games from 2013-16.



DE CARLOS WATKINS

6-3 | 305 | ROUND 4 (142) | CLEMSON

91

Was a two-time First-Team All-ACC selection and 2016 AP Second-Team All-American...Had 191 tackles, 26 tackles for loss and 14 sacks over 53 games (30 starts) from 2012-16...His 10.5 sacks in 2016 are the most ever by a Clemson defensive tackle...Was a starter on the 2016 Clemson national championship team...Received a medical redshirt in 2013 after a car crash.



CB TRESTON DECOUD

6-3 | 210 | ROUND 5 (169) | OREGON STATE

31

Had 108 tackles, 15 passes defended, 5.5 tackles for loss, one sack and two interceptions in 22 games (21 starts) at Oregon State (2015-16)...2016 Pac-12 All-Conference honorable mention...2014 First-Team All-American at Northwest Mississippi Community College...Spent 2013 at Chadron (Neb.) State College...Cousin is former NFL S Thomas Decoud.



G KYLE FULLER

6-5 | 315 | ROUND 7 (243) | BAYLOR

61

Was the Texans' final draft pick and the only Baylor Bear selected in the 2017 Draft...A three-year starting All-Big 12 center who appeared in 52 career games (39 starts)...Helped pave the way for the Big 12's best rushing offense in 2015 and 2016...Anchored the offensive line for the nation's most productive offense in 2014-15.

HEAD COACH BILL O'BRIEN MONDAY PRESS CONFERENCE - OCT. 23

What do you think about T Duane Brown's return?

"Good. Glad to have him back. He's in good shape and we'll just keep working with him and see where it goes from here."

Is there a possibility that T Duane Brown plays on Sunday at Seattle?

"Sure."

Is it possible that CB Kevin Johnson will play this Sunday?

"Yeah, he looked pretty good. Looked like he was moving around pretty good. I guess we'll see how it goes throughout the week, but I feel good about it."

How much can having T Duane Brown return help the offense?

"No question. You have a guy there – 10-year veteran, tough, athletic – you said it all right there. It's good when you can add to what you already have and it's good to have him back."

What is it like to play the Seahawks in Seattle?

"Definitely one of the toughest places in the NFL to play. Very loud, great fans, great team, great head coach. They're a team that's been to the Super Bowl a couple times over the last few years. It'll be a big challenge for us. Our guys are excited about it, but it's a very big challenge, and a lot of it has to do with their crowd. Not only do they have a great team but they have the home advantage with the noise."

How do you prepare QB Deshaun Watson for that?

"Just crank the music as loud as it'll possibly go."

Is that why you asked for louder music at practice?

"That would be the main reason."

How do you feel about the music at practice?

"I love the music. I have different tastes in music and I love music, all kinds of music. I don't pick that music. I have a resident DJ named Jenerro (Wade) that picks it for me. He's a good guy. He does a good job. He takes requests, so if you guys have any requests when you're out there during stretch."

What music would you pick?

"I would pick all different kinds. I really would. I'm being serious. Obviously, I would pick Rick Ross. I would pick country, I would pick some Irish tunes. So, I have all different kinds of tastes."

Do you play your playlist at practice?

"I haven't used my playlist in a long time, it's probably been about a year. We had a guy last year named Dowell (Kendrick) who was awesome at it, and now he left and he was replaced by Jenerro (Wade) and he does a great job. So, I kind of let them handle it. They're a lot younger than me, so they kind of know a lot of the music better than me."

What are the challenges of the offensive line and moving players around?

"I think any time that you have some moving parts, it's always the communication. That unit has to be very, very cohesive in communication. So, that's where – if you're moving a lot of guys around, which we haven't really had to do that as much as we've had in years past. And Duane's (Brown) been here, look, he hasn't been here for a while, but he's been there a lot next to Xavier (Su'a-Filo). That's not going to be an issue, but that's where it has to come into play where, 'How do you communicate?', 'How do you see this look?', 'How are we handling it?', and it's got to be done at a moment's notice. So, that's what practice is all about, walk-throughs, meetings, and try to get that down before Sunday."

Is there more of a familiarity now among the offensive line as these guys have been playing next to each other?

"Yeah, I think it's more, it's definitely all five playing together is a good thing, but it's definitely the guys that play next to each other when you break it down from all five. So, when you have the, let's just say, the left tackle (and) the left guard playing next to each other, they've done a good job for a while. Xavier (Su'a-Filo) and Duane (Brown) have done that for a while. Xavier and Chris Clark have done it for a while. Xavier and Kendall Lamm have done it. Even though that looks like moving parts, they've all had a lot of reps together. The right side's been together quite a bit. It's been Jeff Allen and Breno (Giacomini), or it's been Greg Mancz and Breno, and then the center's been in there quite a bit. So, the moving parts really involve, basically, Greg Mancz, Kendall Lamm to a certain extent, maybe Julián Davenport a little bit. But, it's been pretty steady in there and I think it's pretty cohesive."

Does T Chris Clark have a chance to return soon?

"I would say it's probably, in my opinion, day to day more than it is week to week. So, that's the best answer I can give you on that."

What do you think about the development of ILB Zach Cunningham, OLB Brennan Scarlett and ILB Dylan Cole and the contributions they've been able to make?

"Those guys, if you had to describe those group of guys – with the ones that you mentioned, Ufomba (Kamalu) jumped in there (and) did some nice things – I'd say they're tough. They're very, very active when they play. They're very coachable. They try to do it the way that we're coaching them to do it and I think they're going to get better and better. I think the more experience you get when you're a younger player – the whole name of the game, like I always tell you guys, is improvement. So, I think the more experience they get, the more you'll see their improvement. As long as that can be the case, they're not up and down, they continue to rise, that'll be what we call an ascending player. That's good."

How pleased are you with the offense's improvement in the redzone?

"It had to get better. I mean, it was terrible. So, there was only one way to go but up, you know what I mean? It wasn't very good. I think when you get down in there, if you're kicking field goals versus most teams, you're going to be in trouble. So, we've spent a lot of time on it. We work on it almost every day during the week of practice this year relative to years past. I think we put as much time into it in the meeting room as much as we always have, but we practice it more. I think it has improved, but it has to continue to improve."

You've got to be happy that the New York Yankees lost to the Houston Astros, right?

"Yeah. I mean, I think what the Astros did was just awesome. That crowd over there – (Jose) Altuve, the way that Charlie Morton pitched, (Justin) Verlander's a warrior, (Carlos) Correa, (Evan) Gattis. I mean, you guys know by now my affinity with Gattis. That guy can play ball, man. He's awesome. So, I'm looking forward to the World Series. I think A.J.'s (Hinch) done a great job. It'll be a great World Series and I wish those guys the best."

Would you invite Astros Catcher Evan Gattis over here at some point?

"Yeah, I mean we got some injuries at linebacker and that's what he looks like. We got a fullback in Jay (Prosch), but he kind of looks like Prosch, doesn't he, when he gets up? It's kind of how I envision Prosch in the batter's box. That was a joke."

What makes your rushing attack, which is ranked second-best in the league, so successful right now?

"Well, I think there's a lot of different things that go into that. I think that our backs and our line and our tight ends are doing a really good job. I think they've really been coachable as to what we want them to do and I think the addition of having Deshaun (Watson) – Deshaun's rushed for a lot of yards, so that helps that stat. I think that's a great stat, I think it's an accomplishment to this point in the season, but it has to continue. We have to be able to run the football. This defense, Seattle's defense, is obviously a great defense. I mean, they have their own nickname, 'Legion of Boom.' They're a great defense, so we've got to be ready for what they do and we have to continue to improve."

Is this a critical point in the season to keep improving?

"When you come out of your bye week, you really have to show improvement on the things that you've worked on, whether it's self-scout, things that you need to improve upon relative to that. 'This' is something we're not doing well, 'this' is something we have to continue to do well. I think you have to show improvement after the bye week. That's why the bye weeks to me are so important from a coaching standpoint. What have you done to figure out the things that you need to continue to do well but the things that you need to change? So, I think that's a big part of what I always talk about, is it's an improvement league and it's a race to see who can get better the fastest."

Seven NFL teams did not score an offensive touchdown yesterday. What does it say about your team that your offense has been clicking?

"I don't know. That would be something I would have to study. I don't really know. Actually it's interesting you asked that question because looking at Seattle's defense – some of these defenses, like Seattle being a great example, they just have so many great athletes at every position. If you look at all three levels of their defense, if you start with (Michael) Bennett and Frank Clark up front, the inside tackles, then you look at Bobby Wagner at linebacker then you look at obviously (Richard) Sherman at corner and then Earl Thomas, Kam Chancellor, they have tremendous players at every position. I'm leaving guys out. I could name everybody that plays for them. I think it's very difficult in this league to move the ball, I really do. I think that defenses are multiple, they do a lot of different things and they have great players and you have to execute at a high level to be able to score touchdowns, you really do, and you have to do it every week and you have to come up with a new way to do it every week in my opinion."

Does it take a while for an offensive system to jell with the players and coaches for there to be success?

"I think that there has to be some sort of continuity. I think if you're changing systems every year, that's definitely a problem. I definitely think that the continuity of the system and then the continuity at certain positions, obviously quarterback, you want continuity at quarterback. We have that. We believe now we have continuity. We've had continuity at tight end, running back, wide receiver for a little bit now. So, I think that does have a lot to do with it but again, it's really what have you done for me lately? You can't rest on anything that you've done in the past. You have to continue to get better every week and that's a big part of it."

How much of a relief is it to get CB Kevin Johnson healthy?

"He looked good today out there moving around. It'll be great to have him back. He's such an energetic player. He means so much to our defense. I mean, he's a first-round draft pick. He's played like that when he's been out there, so I think it will be good to have him back. It's going to be good to have Duane (Brown) back. Those things are good things for this team."

Is this a specifically challenging week for QB Deshaun Watson coming off a bye week, facing a difficult team in Seattle and having film of him out there?

"I think every week's a challenge for everybody, especially a rookie. I think that every week you're going against these teams that have different schemes, different great players, so you have to be able to compartmentalize. You have to be able to say, 'OK, that's what we did against Cleveland, but that's going to change. We have to do this in order to move the football and try to score against Seattle.' And so every week's different. It's just a totally different – it doesn't mean that it's better or anything like that, it's just totally different in college. Every week is a different challenge. It's 16 one-game seasons that you have to prepare (for), you have to start over every week. So, I don't know whether it's coming off a bye or whatever it is, I think every week's a challenge, especially for rookies."

You've had a lot of success with this team coming off the bye week. Is there something specifically you've done to achieve that success?

"I don't really know. I think one of the things we are big on is that we're all in this together, and I'm not trying to give you any type of coach-speak. I'm just telling you we look in the mirror first during the bye week. OK, what do we need to do better coaching-wise? Look at the self-scout, look at these things. Why are we having trouble doing 'this'? Why are we having trouble doing 'that'? Let's figure out what we can do better. Is it about putting a player in a different spot, is it about a better scheme, is it about simplifying, what is it? OK, now let's look at the players. So, look at you first before you start looking at the players. I think it's very, very important that in football, that players and coaches understand that we're all in it together and if you start pointing fingers, 'Hey, you got to do this better,' that doesn't lead to successful football. So, I think that's one thing that we try to do and hopefully we can be successful after this bye week."

TEXANS HEAD COACH BILL O'BRIEN



Bill O'Brien was named the third head coach in Houston Texans franchise history on January 3, 2014. O'Brien, who owns 24 years of collegiate and NFL coaching experience, led the Texans to a second straight AFC South Division championship in 2016 and third straight winning season for the first time in franchise history, which made O'Brien just the 14th coach in the NFL since 1978 to begin his head coaching career with three consecutive winning seasons.

In 2016, Houston also won its first postseason game and advanced to the AFC Divisional Round for the first time since 2012. The Texans finished the season with the NFL's top-ranked defense for the first time in franchise history, surrendering an average of only 301.3 total net yards per game. The team also posted a 7-1 record at home during the regular season, which set a single-season franchise record and tied for the best home record in the NFL.

In 2015, Houston became the first NFL team since 1950 to earn a trip to the postseason with four different starting quarterbacks winning at least one regular season game and the Texans defense set the franchise single-season record for sacks (45.0).

Under O'Brien in 2014, Houston's seven-win improvement led the NFL and made the Texans the sixth team since 1978 to post a winning season following a season in which it won two or less games.

Prior to Houston, O'Brien was head coach at Penn State from 2012-13 and led the storied program through one of the greatest periods of strife any major college program has endured. He was named the Bear Bryant, Maxwell Football Club and ESPN National Coach of the Year as well as the Big Ten Coach of the Year by media and coaches.

From 2007-2011, O'Brien helped lead the New England Patriots to a pair of Super Bowl berths, rising from offensive assistant his first season to wide receivers coach in 2008

and then quarterbacks coach from 2009-2010 prior to his promotion to offensive coordinator/quarterbacks coach in 2011. That season, the Patriots ranked third in the NFL in scoring, second in total offense and advanced to Super Bowl XLVI.

CAREER RECORD: 31-26

BACKGROUND: O'Brien grew up in Andover, Mass. and graduated from St. John's Preparatory School in Danvers. He played linebacker and defensive end at Brown from 1990-92 and graduated with a double concentration in political science and organizational behavioral management.

PERSONAL: Born on October 23, 1969 in Dorchester, Mass. He and his wife, Colleen, have two sons: Jack, 15, and Michael, 12.

SEAHAWKS HEAD COACH PETE CARROLL



Named as Seattle's eighth head coach on January 11, 2010. Led Seattle to its first Super Bowl title in franchise history in 2013 after posting a 13-3 record and a 43-8 victory over Denver in Super Bowl XLVIII, followed by a consecutive appearance in Super Bowl XLIX vs.

New England. Head coaching background: Buffalo Bills (defensive backs, 1984), Minnesota Vikings (defensive backs, 1985-89), N.Y. Jets (defensive coordinator 1990-93, head coach 1994), San Francisco 49ers (defensive coordinator 1995-96). From 1997-99 was New England Patriots head coach, posting a 27-21 record and two playoff appearances.

CAREER RECORD: 117-81-1

BACKGROUND: Two-time All-Pacific Coast Conference safety at Pacific (1971-72), where he earned degree in business administration (1973) and secondary teaching credential and master's degree in physical education (1976). College coach: Pacific 1974-76, 1983, Arkansas 1977, Iowa State 1978, Ohio State 1979, North Carolina State 1980-82, USC 2001-09, where he posted a 97-19 record, won seven consecutive Pac-10 titles (2002-08), two national championships.

PERSONAL: Born September 15, 1951 in San Francisco, Calif. He and his wife, Glenna,

COACHING TIMELINE

SEATTLE SEAHAWKS

2010-17 Head Coach

SOUTHERN CALIFORNIA

2001-09 Head Coach

NEW ENGLAND PATRIOTS

1997-99 Head Coach

San Francisco 49ers

1995-96 Defensive Coordinator

NEW YORK JETS

1994 Head Coach
1990-93 Defensive Coordinator

MINNESOTA VIKINGS

1985-89 Defensive Backs

BUFFALO BILLS

1984 Defensive Backs

PACIFIC

1983 Offensive Coordinator

NORTH CAROLINA STATE

1980-82 Defensive Coordinator

OHIO STATE

1979 Secondary Coordinator

IOWA STATE

1978 Secondary Coordinator

ARKANSAS

1977 Graduate Assistant

PACIFIC

1973-76 Graduate Assistant

COACHING TIMELINE

HOUSTON TEXANS

2014-17 Head Coach

PENN STATE UNIVERSITY

2012-13 Head Coach

NEW ENGLAND PATRIOTS

2011 Offensive Coordinator/
Quarterbacks
2009-10 Quarterbacks
2008 Wide Receivers
2007 Offensive Assistant

DUKE UNIVERSITY

2005-06 Offensive Coordinator/
Quarterbacks

UNIVERSITY OF MARYLAND

2003-04 Running Backs

GEORGIA TECH UNIVERSITY

2002 Assistant Head Coach
2001 Offensive Coordinator/
Quarterback
1998-00 Running Backs
1995-97 Graduate Assistant

BROWN UNIVERSITY

1994 Inside Linebackers
1993 Tight Ends

HEAD COACH COMPARISON

BILL O'BRIEN		PETE CARROLL	
30-24	Reg. Season Record	107-74-1	
1-2	Playoff Record	10-7	
4	Years as NFL head coach	12	
4	Years as team's head coach	8	
0-0	Career Head-to-Head	0-0	
0-0	Career vs. Team (Reg. Season)	1-0	

MATCHUP INFORMATION

ALL-TIME SERIES

REGULAR SEASON

Overall: 1-2 Home: 1-1 Road: 0-1

Date	W/L	Score	H/A	Venue	Texans QB	Seahawks QB
10/16/05	L	10-42	A	Qwest Field	D. Carr	M. Hasselbeck
12/13/09	W	34-7	H	Reliant Stadium	M. Schaub	M. Hasselbeck
9/29/13	L	23-20	OT H	Reliant Stadium	M. Schaub	R. Wilson



2017
3-3
3rd, AFC South



2017
4-2
2nd, NFC West

SERIES BREAKDOWN

Record vs. Seahawks..... Seahawks lead, 2-1
 Last meeting..... Texans 20, Seahawks 23, OT (9/29/13)
 Seahawks largest margin of victory....32 (Seahawks 42, Texans 10; 10/16/05)
 Texans largest margin of victory..... 27 (Texans 34, Seahawks 7; 12/13/09)
 Current win streak..... Seahawks, 1
 Texans longest win streak..... 1, (2009-13)
 Seahawks longest win streak..... 1 (2005-09, 2013-17)
 Most points, Texans..... 34 (34-7 win, 12/13/09)
 Most points, Seahawks..... 42 (42-10 win, 10/16/05)
 Most points, both teams..... 52 (Seahawks 42, Texans 10, 10/16/05)
 Fewest points, Texans..... 10 (42-10 loss, 10/16/05)
 Fewest points, Seahawks..... 7 (34-7 loss, 12/13/09)
 Fewest points, both teams..... 41 (Texans 34, Seahawks 7, 12/13/09)
 Most net yards, Texans..... 476 (9/29/13; Texans 20, Seahawks 23, OT)
 Most net yards, Seahawks 459 (10/16/05; Seahawks 42, Texans 10)
 Most rushing yards, Texans.... 151 (9/29/13; Texans 20, Seahawks 23, OT)
 Most rushing yards, Seahawks.....320 (10/16/05; Seahawks 42, Texans 10)
 Most net passing yards, Texans 365 (12/13/09; Texans 34, Seahawks 7)
 Most net passing yards, Seahawks 220 (12/13/09; Texans 34, Seahawks 7)
 Fewest net yards, Texans..... 227 (10/16/05; Seahawks 42, Texans 10)
 Fewest net yards, Seahawks... 282 (12/13/09; Texans 34, Seahawks 7)
 Fewest rushing yards, Texans... 67 (10/16/05; Seahawks 42, Texans 10)
 Fewest rushing yards, Seahawks.....62 (12/13/09; Texans 34, Seahawks 7)
 Fewest net passing yards, Texans ... 160 (10/16/05; Seahawks 42, Texans 10)
 Fewest net passing yards, Seahawks ... 91 (9/29/13; Texans 20, Seahawks 23, OT)
 Most sacks, Texans 5 (9/29/13; Texans 20, Seahawks 23, OT)
 Most sacks, Seahawks 4 (9/29/13; Texans 20, Seahawks 23, OT)
 Most interceptions, Texans ... 1 (Three times, last: 9/29/13; Texans 20, Seahawks 23, OT)
 Most interceptions, Seahawks 2 (9/29/13; Texans 20, Seahawks 23, OT)
 Most turnovers, Texans 3 (9/29/13; Texans 20, Seahawks 23, OT)
 Most turnovers, Seahawks 2 (9/29/13; Texans 20, Seahawks 23, OT)
 Most penalties, Texans 13-95 (10/16/05; Seahawks 42, Texans 10)
 Most penalties, Seahawks.....8-67 9-62 (9/29/13; Texans 20, Seahawks 23, OT)

2017 INDIVIDUAL COMPARISON

TEXANS

SEAHAWKS

PASSING YARDS

Deshaun Watson 1,297
 Tom Savage..... 62
 Russell Wilson..... 1,556

RUSHING YARDS

Lamar Miller..... 372
 D'Onta Foreman..... 207
 Deshaun Watson 202
 Chris Carson 208
 Russell Wilson..... 164
 Eddie Lacey..... 108

RECEIVING YARDS

DeAndre Hopkins 382
 Lamar Miller..... 175
 Bruce Ellington 155
 Doug Baldwin..... 376
 Paul Richardson 269
 Jimmie Graham 230

POINTS SCORED

Ka'imi Fairbairn..... 45
 DeAndre Hopkins 36
 Will Fuller V 30
 Blair Walsh 42
 Paul Richardson 18
 Doug Baldwin 14

INTERCEPTIONS

Dylan Cole..... 2
 Andre Hal..... 2
 Johnathan Joseph..... 2
 Five players..... 1

SACKS

Jadeveon Clowney 3.0
 Benardrick McKinney..... 2.0
 10 players..... 1.0
 Michael Bennett..... 4.0
 Frank Clark 2.5
 Marcus Smith 1.5

DEFENSIVE TACKLES

Benardrick McKinney..... 39
 Kareem Jackson..... 23
 Zach Cunningham 28
 Bobby Wagner..... 49
 K.J. Wright..... 42
 Earl Thomas 33

SPECIAL TEAMS TACKLES

Kurtis Drummond..... 6
 Two Players 4
 Bradley McDougald 6
 Justin Coleman..... 4

KICKOFF RETURNS (Avg.)

Chris Thompson 26.0
 Tyler Lockett..... 24.8

PUNT RETURNS (Avg.)

Tyler Ervin..... 7.5
 Tyler Lockett..... 7.0

FIELD GOALS

Ka'imi Fairbairn..... 10/0, 100.0%
 Blair Walsh 10/11, 90.9%

PUNTING (GROSS/NET AVG.)

Shane Lechler 50.1/41.1
 Jon Ryan 43.5/40.1

MATCHUP INFORMATION

2017 OFFENSIVE STATISTICAL COMPARISON

	HST	Rnk	SEA	Rnk
Yards / Game	343.8	14	352.2	13
Yards / Play	5.21	18	5.31	16
Rushing Yards / Game	137.7	3	108.3	18
Rushing Yards / Play	4.39	8	3.92	20
Passing Yards / Game	206.2	25	243.8	11
Passing Yards / Play	5.95	21	6.31	14
Interception Rate	2.67 %	19	1.83 %	11
Sacks / Pass Attempt	11.23 %	30	6.42 %	14
First Downs / Game	21.8	4	20.0	13t
Punt Return Avg	11.9	5	7.0	20
Kickoff Return Avg	22.5	14	23.4	8
Field Goals Made	100.00 %	1t	90.91 %	11t
3rd Down Pct	38.16 %	19	43.33 %	8
4th Down Pct	66.67 %	4t	60.00 %	6t
Red Zone Pct	65.00 %	4	47.06 %	24t
Goal to Go Pct	83.33 %	4t	60.00 %	23
Avg Time of Possession	31:03	8	30:40	10
Points/Game	29.5	3	22.3	14

2017 DEFENSIVE STATISTICAL COMPARISON

	HST	Rnk	SEA	Rnk
Yards / Game	310.5	11	304.5	8
Yards / Play	5.19	14	4.89	8
Rushing Yards / Game	107.2	13	113.7	17t
Rushing Yards / Play	4.04	17	4.67	26
Passing Yards / Game	203.3	10	190.8	8
Passing Yards / Play	6.10	14	5.02	3
Interception Rate	3.78 %	7	2.31 %	18
Sacks / Pass Attempt	8.11 %	13	5.56 %	24
First Downs / Game	17.7	6	18.2	9
Punt Return Avg	14.4	31	6.5	12
Kickoff Return Avg	24.8	24	19.3	4
3rd Down Pct	34.62 %	6	37.35 %	13
4th Down Pct	66.67 %	27t	0.00 %	1t
Red Zone Pct	52.94 %	15	28.57 %	1
Goal to Go Pct	87.50 %	27t	100.00 %	32
Points / Game	24.5	25t	15.7	1
Point Differential / Game	5.0	7	6.7	4
Yard Differential / Game	33.3	13	47.7	7

TEXANS BIG DAYS AGAINST THE SEAHAWKS

Texans CB **JOHNATHAN JOSEPH** intercepted a pass to help the Texans beat the Seahawks, 23-20, in overtime on 9/29/13

Texans DE **KENDALL LANGFORD** notched four tackles and a sack as a member of the St. Louis Rams vs. Seattle on 12/29/13

Texans RB **JORDAN TODMAN** scored the first touchdown of his career as a member of the Jacksonville Jaguars vs. Seattle on 9/22/13

Texans P **SHANE LECHLER** punted 10 times for 450 yards, including a 61-yard punt, against the Seahawks as a member of the Oakland Raiders on 11/6/06

TEXANS CAREER STATS VS. SEAHAWKS

RUSHING

Player	G	Att.	Yds	Avg.	Lg	TD
J. Todman	2	2	5	2.5	3t	1

RECEIVING

Player	G	Rec.	Yds	Avg.	Lg	TD
D. Hopkins	1	2	27	13.5	16	0
B. Ellington	3	0	0	0.0	0	0
R. Griffin	1	0	0	0.0	0	0

PUNTING

Player	G	No.	Yds	Avg.	Lg	TB	I20	Net
S. Lechler	7	40	1,869	46.7	69	7	11	35.6

DEFENSE

Player	G	UA	A	Tot	Sk	Yds	INT	PD	FF	FR
K. Langford	7	11	8	19	1.0	4.0	0	0	0	0
M. Gilchrist	2	6	3	9	0.0	0.0	0	0	0	0
J. Joseph	2	3	2	5	0.0	0.0	1	4	0	0
K. Jackson	1	4	0	4	0.0	0.0	0	0	0	0
M. Williams	1	3	0	3	0.0	0.0	0	0	0	0
L. Houston	2	2	0	2	1.0	1.0	0	0	1	0

TEXANS-SEAHAWKS SERIES NOTES

- The Texans look to even up the all-time series by playing in Seattle for the first time in 12 years
- The addition of the Houston Texans into the NFL in 2002 caused the league to re-align and bumped the Seahawks from the AFC to the NFC
- An AFC team has not won in Seattle since the 2011 season when the Bengals defeated the Seahawks 34-12 in Week 8 on 10/30/11

THE LAST TIME THEY MET...



2013 GAME 4: Seattle 23, Houston 20 (OT) 71,756 • Reliant Stadium • Houston, Texas • Sept. 29, 2013



GAME SUMMARY

In a game that seemed in control with the Texans leading 20-3 at the half, Houston ended the day with a 23-20 overtime loss to Seattle.

In two very different halves of football at Reliant Stadium, Houston scored all 20 of its points in the first half. Seattle then reeled off 20 unanswered points in the second half and overtime.

Houston lost its second game in a row and dropped to 2-2 on the season. Turnovers continued to haunt Houston as the Seahawks put up 10 points off of the Texans' three turnovers.

Seattle scored first with a 48-yard field goal in the first quarter. After that, the Texans offense scored 20 unanswered points to dominate early.

Seattle's defense, ranked first in the NFL, had previously only allowed an average of nine points per game, 146 passing yards per game, and 241.7 total yards per game. The Texans offense surpassed that before halftime with 20 points, 226 yards passing, and 324 net yards.

After an early interception on a deflected pass intended for TE Owen Daniels, QB Matt Schaub bounced back for two touchdown passes on consecutive drives. Schaub connected with TE Garrett Graham for a 31-yard score. A 5-yard toss to RB Arian Foster extended the Texans lead to 14-3 following a 10-play, 80-yard drive in the second quarter.

ILB Brian Cushing's hit on RB Marshawn Lynch on Seattle's next series caused a fumble, which was recovered by NT Terrell McClain. The Texans converted the turnover into three points when Randy Bullock kicked a 22-yard field goal. Bullock added a 42-yarder as time expired in the first half. The Texans led by a score of 20-3 at halftime.

The Seahawks took over in the second half and overtime with 20 unanswered points.

After a fumble by RB Ben Tate, the Texans defense held Seattle to zero yards on four plays. The Seahawks settled for a Steven Hauschka 39-yard field goal. Lynch, who had 17 carries for 98 yards on the day, added a 3-yard touchdown run in the fourth quarter. Seattle trailed 20-13 with 7:43 remaining in the game.

CB Johnathan Joseph's intercepted Russell Wilson's pass intended for Jermaine Kearse shifted the momentum at the 5:13 mark of the fourth quarter. The shift was short-lived. After four consecutive carries by Foster, Schaub's pass on third-and-four, intended for Daniels, was intercepted by Richard Sherman and returned 58 yards for a game-tying touchdown.

In a game dominated early by Houston, Seattle turned up the heat in the second half and tied it 20-20 with 2:40 remaining in the fourth quarter.

The Texans headed to overtime for the second time in as many home games. Houston received the ball first in overtime but was unable to score on its first two possessions.

A 15-yard unnecessary roughness penalty on Kareem Jackson extended Seattle's second possession. Hauschka kicked a game-winning 45-yard field goal on the eight-play, 42-yard drive to win the game 23-20.

Both Foster and Johnson eclipsed 100 yards in the game. Foster rushed for 102 yards on 27 carries and caught six passes for 69 yards and one touchdown. Johnson had nine receptions for 110 yards on the day. Schaub was 31-of-49 for 355 yards, two touchdowns and two interceptions.

Wilson, held to just 24 yards passing in the first half, finished 12-of-23 for 123 yards, one interception and a 49.7 passer rating but scrambled for 77 yards on 10 carries. Lynch added 98 yards rushing on 17 attempts.

SCORING

SCORE BY PERIODS

	1	2	3	4	OT	Total
Seattle Seahawks	3	0	3	14	3	23
Houston Texans	0	20	0	0	0	20

SCORING DRIVES

Team	Qtr	Time	Play Description (Extra Point) (Drive info)	SEA	HOU
Seahawks	1	11:11	S.Hauschka 48 yd. Field Goal (4-40, 1:34)	3	0
Texans	2	14:55	G.Graham 31 yd. pass from M.Schaub (R.Bullock kick) (6-90, 2:52)	3	7
Texans	2	6:11	A.Foster 5 yd. pass from M.Schaub (R.Bullock kick) (10-80, 5:10)	3	14
Texans	2	3:51	R.Bullock 22 yd. Field Goal (7-15, 2:13)	3	17
Texans	2	0:01	R.Bullock 42 yd. Field Goal (12-67, 1:12)	3	20
Seahawks	3	3:54	S.Hauschka 39 yd. Field Goal (4-0, 0:25)	6	20
Seahawks	4	7:43	M.Lynch 3 yd. run (S.Hauschka kick) (14-98, 7:28)	13	20
Seahawks	4	2:40	R.Sherman 58 yd. interception return (S.Hauschka kick)	20	20
Seahawks	5	3:19	S.Hauschka 45 yd. Field Goal (8-42, 3:27)	23	20

TEAM STATISTICS

	SEAHAWKS	TEXANS
TOTAL FIRST DOWNS	15	29
THIRD DOWN EFFICIENCY	3-14-21%	6-17-35%
FOURTH DOWN EFFICIENCY	1-1-100%	0-0-0%
TOTAL NET YARDS	270	476
NET YARDS RUSHING	179	151
NET YARDS PASSING	91	325
PASS ATTEMPTS-COMPLETIONS-HAD INTERCEPTED	23-12-1	49-31-2
KICKOFFS Number-In End Zone-Touchbacks	6-6-4	5-4-2
PUNTS Number and Average	6-46.3	7-45.3
Net Punting Average	42.8	33.9
FGs - PATs Had Blocked	0-0	0-0
TOTAL RETURN YARDAGE (Not Including Kickoffs)	118	2
PENALTIES Number and Yards	9-62	6-86
FUMBLES Number and Lost	3-1	2-1
TOUCHDOWNS	2	2
EXTRA POINTS Made-Attempts Kicking Made-Attempts	2-2	2-2
FIELD GOALS Made-Attempts	3-3	2-2
RED ZONE EFFICIENCY	1-1-100%	1-3-33%
GOAL TO GO EFFICIENCY	1-1-10%	1-2-50%
SAFETIES	0	0
TIME OF POSSESSION	31:48	39:53

INDIVIDUAL STATISTICS

RUSHING (Att-Yds): Seattle, M. Lynch 17-98, R. Wilson 10-77, R. Turbin 3-4. Houston, A. Foster 27-102, B. Tate 7-44, M. Schaub 1-5.

PASSING (C-A-Y-I): Seattle, R. Wilson 12-23-123-1. Houston, M. Schaub 31-49-355-2.

RECEIVING (Rec-Yds): Seattle, M. Lynch 3-45, D. Baldwin 3-39, G. Tate 3-17, S. Rice 1-11, Z. Miller 1-7, D. Coleman 1-4. Houston, A. Johnson 9-110, O. Daniels 6-72, A. Foster 6-69, G. Graham 5-69, D. Hopkins 2-27, K. Martin 1-6, B. Tate 1-1, G. Jones 1-1.

SACKS (Sk-Yds): Seattle, C. Avril 1.0-10, C. McDonald 1.0-9, C. Clemons 1.0-9, T. McDaniel 1.0-2. Houston, W. Mercilus 2.5-12, B. Reed 1.0-10, A. Smith 1.0-6.5, J. Watt 0.5-3.5.

INTERCEPTIONS (Int-Yds): Seattle, R. Sherman 1-58, E. Thomas 1-0. Houston, J. Joseph 1-1.

TACKLES (S-A-T): Seattle, B. Wagner 6-2-8, K. Chancellor 7-0-7, E. Thomas 7-0-7, C. McDonald 5-0-5, B. Browner 5-0-5, K. Wright 4-1-5, M. Smith 4-1-5, B. Mebane 4-1-5, C. Clemons 3-2-5, R. Sherman 4-0-4, B. Maxwell 4-0-4, R. Bryant 3-1-4, T. McDaniel 1-2-3, C. Avril 2-0-2, W. Thurmond 2-0-2, M. Bennett 1-0-1. Houston, J. Watt 7-5-12, B. Cushing 7-3-10, W. Mercilus 4-4-8, D. Sharpton 4-3-7, B. Reed 4-2-6, J. Mays 4-2-6, K. Jackson 5-0-5, A. Smith 4-1-5, D. Manning 3-1-4, E. Mitchell 0-4-4, J. Joseph 2-1-3, E. Reed 2-1-3, D. Swearingen 1-0-1, J. Crick 0-1-1, W. Jefferson 0-1-1, B. McCain 0-1-1, J. Tuggle 1-0-1, B. Harris 1-0-1.

MISSED FIELD GOAL: None.

FORMER SEAHAWKS ON THE TEXANS

- Texans CB **Marcus Burley** played 26 games for the Seahawks during the 2014-15 seasons
- Texans T **Breno Giacomini** was a member of the Seahawks from 2010-13, serving as the starting right tackle during the Seahawks' Super Bowl XLVIII victory



Texans T **Breno Giacomini** celebrates after the Seahawks topped the Broncos to claim Super Bowl XLVIII. Giacomini started every game in which he appeared that season, including the Super Bowl.



Texans RB **Alfred Blue**, left, and Seahawks RB **Eddie Lacy**, right, combined for 447 yards of offense and 10 touchdowns in a Louisiana high school football game in 2008.

HOMETOWN (cont.)

- Texans DE **Christian Covington** and Seahawks TE **Luke Willson** both hail from Canada and were teammates at Rice from 2011-2012. The two were both selected in the fifth round of the CFL draft when eligible, but opted to pursue a career in the NFL instead. **Covington**, nicknamed 'Polar Bear,' and **Willson**, nicknamed 'Canadian Bacon,' obtained their nicknames at Rice and grew to be great friends, even working together with NFL Canada to help grow the game up north. Being from Vancouver, Canada, the game in Seattle will be the closest **Covington** will play to his hometown. Seahawks P **Jon Ryan** is also Canadian, growing up in Sakatchewan, which is the same city that Texans ILB **Brian Peters** played CFL football in en route to his NFL career



Texans DE **Christian Covington**, left, and Seahawks TE **Luke Willson**, right, were teammates at Rice and two of the most prominent Canadians in the NFL.

FORMER TEXANS ON THE SEAHAWKS

- Seahawks G/T **Oday Aboushi** played for the Texans from 2015-16

SEAHAWKS WITH TEXAS CONNECTIONS

- **Born in Texas:** T **Germain Ifedi** (Houston), T **Luke Joeckel** (Arlington), CB **Jeremy Lane** (Tyler), G **Jordan Roos** (Celina), S **Earl Thomas** (Orange)
- Though born in Louisiana, DE **Michael Bennett** attended Alief Taylor High School in Houston, Texas
- Linebackers Coach **Michael Barrow** played linebacker for the Houston Oilers from 1993-96
- Assistant Quarterbacks Coach **Will Harriger** coached at Texas in 2008 and at Texas Tech from 2010-11
- Assistant Offensive Line Coach **Pat Ruel** coached at Texas A&M from 1982-84

HOMETOWN

- Texans RB **Alfred Blue** and Seahawks RB **Eddie Lacy** grew up less than 10 minutes from each other in Louisiana. In 2008, Blue's Hahnville High School fell to **Lacy's** Dutchtown High School in a 49-48 thriller. **Blue** ran for 147 yards and three touchdowns while adding 24 receiving yards and a touchdown reception while **Lacy** rushed for 228 yards and five touchdowns while adding one reception for 48 yards and a score. The two went on to be SEC rivals with **Blue** at LSU and **Lacy** at Alabama, going 2-2 in head-to-head matchups, including Alabama's victory over LSU in the 2012 BCS National Championship games

COLLEGE

- Texans RB **Lamar Miller** spent the 2011 season at Miami (Fla.), where Seahawks Assistant Offensive Line Coach **Brennan Carroll** served as the national recruiting coordinator and tight ends coach
- Texans WR **DeAndre Hopkins**, NT **D.J. Reader** and DE **Carlos Watkins** played with Seahawks T **Isaiah Battle** at Clemson from 2012-13
- Texans WR **Braxton Miller** and Seahawks TE **Nick Vannett** were teammates at Ohio State from 2012-15
- Texans NT **Brandon Dunn** and Seahawks DE **Marcus Smith** were teammates together at Louisville from 2010-13

COLLEGE (cont.)

- Texans WR **Will Fuller V** and Seahawks RB **C.J. Prosise** were teammates at Notre Dame from 2013-15. After playing wide receiver in 2013-14, **Prosise** converted to running back for his senior season and compiled 1,337 scrimmage yards and 12 touchdowns while **Fuller V** recorded 1,258 receiving and 14 touchdowns that season. Texans C **Nick Martin** also played with the pair in the same time span, serving as a team captain for his last two seasons



Texans WR **Will Fuller V**, left, and Seahawks RB **C.J. Prosise**, right, celebrate a Notre Dame touchdown during the 2015 season.

PROFESSIONAL

- Texans T **Breno Giacomini** and Seahawks G/T **Oday Aboushi** anchored the Jets offensive line together in 2014. The pair was coached by Texans Offensive Line Coach **Mike Devlin**. Giacomini and Seahawks DT **Sheldon Richardson** were teammates with the Jets from 2014-16
- Texans G **Jeff Allen** teamed with Seahawks LB **D.J. Alexander** (2015), S **Bradley McDougald** (2013) and CB **Neiko Thorpse** (2012) on the Chiefs
- Texans P **Shane Lechler** played for the Raiders under Seahawks Offensive Line Coach **Tom Cable**, who served as head coach from 2008-10, and under Seahawks Special Teams Coordinator **Brian Schneider**, who coached there from 2007-08
- Seahawks Defensive Line coach **Travis Jones** was on the Dolphins staff from 2005-06, when Texans Offensive/Special Teams Assistant **Wes Welker** played there
- Texans Quarterbacks Coach **Sean Ryan** and Seahawks Defensive Backs Coach **Andre Curtis** were quality control coaches with the Giants from 2007-08, winning Super Bowl XLII together

PROFESSIONAL (cont.)

- Texans NT **Brandon Dunn** played for the Bears in 2015, where Seahawks Defensive Line Coach **Clint Hurtt** coached outside linebackers
- Seahawks Secondary coach **Nick Sorensen** played under Texans Assistant Head Coach/Defense **Romeo Crennel** on the Browns from 2007-08

MISCELLANEOUS

- Texans RB **Lamar Miller** was a redshirt freshman at Miami (Fla.) when Seahawks TE **Jimmy Graham** played his lone season of NCAA football. Both **Miller** and **Graham** found success outside of football at Miami, with **Miller** competing for the indoor and outdoor track and field teams and **Graham** starting 40 career games for the Hurricanes basketball team



Texans RB **Lamar Miller**, left, and Seahawks TE **Jimmy Graham**, right, were on the same Miami Hurricanes football team in 2009. Both players became the rare athletes who played multiple Division 1 sports, with **Miller** starring on the indoor and outdoor track and field teams and **Graham** originally being a basketball player.

PLAYER QUICK NOTES

QUARTERBACKS (2)

3 TOM SAVAGE 6-4 230 4th season Pittsburgh
Threw for 461 passing yards and no interceptions in three games (two starts) in 2016... Made first career start in AFC South-clinching win vs. Cincinnati in Week 16...Spent the 2015 season on Injured Reserve...Drafted by the Texans in the fourth round in 2014 and appeared in two games as a rookie...Enrolled at three schools: Rutgers, Arizona and Pittsburgh, appearing in 31 games (28 starts)...Completed 430-of-757 passes for 5,690 yards, 37 touchdowns and 19 interceptions in college...As a senior at Pitt, completed 238-of-389 passes (61.2%) for 2,958 yards, 21 touchdowns and nine interceptions.

4 DESHAUN WATSON 6-3 215 Rookie Clemson
Selected with the 12th overall pick of the 2017 NFL Draft...Became the first Texans QB drafted in the first round since their inaugural 2002 season...Is the highest Clemson QB ever drafted...Led the Tigers to back-to-back National Championship appearances, lifting the Tigers to their second ever title following the 2016 season...Ranks as Clemson's second all-time leader in both passing yards (10,168) and passing touchdowns (90)... Voted as the 2015 ACC Player of the Year.

WIDE RECEIVERS (5)

10 DEANDRE HOPKINS 6-1 210 5th season Clemson
Fifth-most receiving yards and sixth-most receptions by a player age 25-or-younger in NFL history...Has the most receptions (317), receiving yards (4,487) and receiving touchdowns (23) through the first four years of a player's career in team history...Ranks fourth in franchise history in receptions, third in receiving yards and fourth in receiving touchdowns...Texans all-time leader in yards per reception at 14.2 and his 13 games with 100-or-more receiving yards are second-most in franchise history...Set career highs in receptions (111), receiving yards (1,521), receiving touchdowns (11) and 100-yard receiving games (six) in 2015...2015 AP NFL All-Pro Second Team...2013 PFWA All-Rookie Team...Has never missed a game in his Texans career, recording at least one reception in every game he's played in, and his streak of 64 consecutive games started ranks second among all active NFL wide receivers...Drafted in 2013 with the 27th overall pick.

12 BRUCE ELLINGTON 5-9 200 4th season South Carolina
Signed by the Texans as a free agent on Aug. 11, 2017...Played in 26 games over three years with the 49ers (missed 2016 with an injury)...Recorded 19 receptions for 215 yards (11.3 avg.) and two touchdowns with the 49ers...Returned 50 kicks for 1,279 yards (25.6 avg.) and 42 punts for 325 yards (7.7 avg.)...Drafted by the 49ers in the fourth round (106th overall) of the 2014 Draft...Becomes the third Gamecock on the Texans roster.

13 BRAXTON MILLER 6-2 215 2nd season Ohio State
Appeared in 10 games (six starts) as a rookie in 2016 before being placed on Injured Reserve...Selected by the Texans in the third round (85th overall) of the 2016 Draft...Holds school record with 88 total touchdowns and finished with 8,609 yards of total offense, 3,314 rushing yards, 33 rushing touchdowns, 5,295 yards passing and 52 touchdowns.

14 CHRIS THOMPSON 6-0 170 Rookie Florida
Spent the first three weeks of the 2017 season on the Texans' practice squad before being signed to the active roster on Sept. 27, 2017...Signed with the Texans as a college free agent after the 2017 NFL Draft...Appeared in 41 games (three starts) and logged 16 kick returns for 355 yards and nine receptions for 78 yards at Florida (2013-16)...Also made 12 tackles (five solo) as a reserve defensive back.

15 WILL FULLER V 6-0 185 2nd season Notre Dame
Finished third in the NFL among rookie wide receivers with 635 receiving yards and sixth with 47 receptions in 2016...Became first player in Texans history with a receiving touchdown and punt return touchdown in the same game vs. Tennessee (10/2/16)...Second rookie in NFL history with 300 scrimmage yards and a return touchdown in the first four games of a season...Selected by the Texans with the 21st overall pick in the 2016 Draft... Had 144 catches for 2,512 receiving yards and 30 touchdowns in his Fighting Irish career.

RUNNING BACKS / FULLBACKS (5)

22 JORDAN TODMAN 5-10 200 5th season Connecticut
Signed with the Texans on Aug. 25, 2017...Played in 60 career games (three starts) with the Jaguars, Steelers and Colts...Owns 531 rushing yards and three touchdowns on 124 career attempts...Returned 85 career kickoffs for 2,262 yards (26.6 avg.) and a touchdown...Took a kickoff back for a 99-yard touchdown last season at Green Bay (11/5/16)...Finished second in the NFL in kick returns (38) & third with 972 KR yards in 2014...Selected by the Chargers in the sixth round of the 2011 NFL Draft.

26 LAMAR MILLER 5-10 225 6th season Miami (Fla.)
Totalled 1,073 rushing yards and five rushing touchdowns on 268 attempts in 14 games (14 starts) during his first year in Houston...Became just the fourth player in franchise history to rush for 1,000 yards in a season in 2016...Ranks second in the AFC and fifth in the NFL with 3,044 rushing yards over the past three seasons (2014-16)...Has 4,003 career rushing yards and 24 rushing touchdowns in his career (2012-16)...Signed by the Texans on March 10, 2016 after playing four previous seasons with the Dolphins.

27 D'ONTA FOREMAN 6-0 235 Rookie Texas
Drafted in the third round of the 2017 NFL Draft...Was a consensus First-Team All-American and won the Doak Walker Award in 2016...Rushed for 2,782 yards and 20 touchdowns in 28 career games (10 starts) as a Longhorn...Recorded an all-time performance on Nov. 5, 2016 vs. Texas Tech, notching 341 rushing yards and three scores on 31 carries...His 2,028 rushing yards in 2016 rank as the second most by a Longhorn in a single season...Had 15 career 100-yard rushing games, including a school-record 13 straight.

28 ALFRED BLUE 6-2 225 4th season LSU
Ranks fifth in Texans history with 1,646 career rushing yards...Played in 14 games in 2016 and ran for 420 yards and a rushing touchdown on 100 carries...Played in all 16 games in 2015 and set single-season career highs in rushing yards (698), carries (183) and 100-yard rushing games (three), while tying his personal-best in rushing touchdowns (two)...As a rookie in 2014, became the first player in franchise history with a rushing, receiving and return touchdown in the same season...Set the franchise record for carries in a game (36) on Nov. 16, 2014...Drafted by the Texans in the sixth round in 2014.

45 JAY PROSCH 6-1 255 4th season Auburn
Has appeared in 47 games (eight starts) and three playoff games with the Texans in his career...Also has 14 career special teams tackles in the NFL...Selected by the Texans in the sixth round (211th overall) of 2014 Draft...Started 30-of-51 games in a collegiate career that first began at Illinois (2010-11) and completed at Auburn (2012-13).

TIGHT ENDS (2)

84 RYAN GRIFFIN 6-6 255 5th season Connecticut
Re-signed with the Texans on March 13, 2017...Set single-season career highs in receptions (50) and receiving yards (442) and tied his career-high in receiving touchdowns (two) and games played (16) in 2016...Set single-game career-highs with eight catches for 85 yards vs. Jacksonville (12/18/16)...Career totals of 99 receptions for 1,028 yards and six touchdowns (2013-16)...A sixth-round pick in 2013.

89 STEPHEN ANDERSON 6-3 230 2nd season California
Appeared in 13 games as a rookie in 2016, compiling 11 receptions for 93 yards and a touchdown...Became first rookie tight end in team history to record a catch in first NFL game...Signed by the Texans as a college free agent in May 2016...Finished his college career with 101 receptions for 1,260 yards receiving and seven touchdowns in 37 games (25 starts).



RB Lamar Miller racked up 1,073 rushing yards last season, which ranked sixth in the AFC and 10th in the NFL.

OFFENSIVE LINE (10)

61 KYLE FULLER 6-5 315 **Rookie** **Baylor**
 Was the Texans' final draft pick and the only Baylor Bear selected in the 2017 Draft...A three-year starting All-Big 12 center who appeared in 52 career games (39 starts)... Helped pave the way for the Big 12's best rushing offense in 2015 and 2016...Anchored the offensive line for the nation's most productive offense in 2014-15.

63 KENDALL LAMM 6-6 305 **3rd season** **Appalachian State**
 Played in 15 games (three starts) and both postseason games for the Texans in 2016... Played in 15 games (four starts) and a postseason game as a rookie in 2015...Signed by the Texans as a college free agent on May 8, 2015...As a senior at Appalachian State in 2014, earned All-Sun Belt Conference first-team honors.

64 DORIAN JOHNSON 6-5 305 **Rookie** **Pittsburgh**
 Signed by the Texans off the Arizona Cardinals' practice squad on Oct. 11, 2017...A fourth-round draft pick (115th overall) by Arizona in the 2017 NFL Draft...Appeared in 51 games at Pitt and made 42 starts, including 40 consecutive...Started games at left guard (39), left tackle (two) and right guard (one)...Made three starts as a freshman in 2013 while blocking for Texans QB Tom Savage...Became the first Pitt offensive lineman in 22 years to be named a first-team All-American (2016)...Rated as a 5-star prospect and the nation's No. 2 offensive tackle out of high school.

65 GREG MANCZ 6-4 300 **3rd season** **Toledo**
 Started all 16 regular season games and both postseason contests, making him the only Texans lineman to start every game of the year...Played in three games in his rookie season in 2015...Was placed on Injured Reserve on Nov. 3, 2015...Signed by the Texans as a rookie free agent on May 8, 2015...Played four seasons (2011-14) at the University of Toledo and named second-team All-America by the Football Writers Association of America.

66 NICK MARTIN 6-5 300 **2nd season** **Notre Dame**
 Placed on Injured Reserve on Aug. 30 and missed entire 2016 season...Selected by the Texans with the 19th pick in the second round (50th overall) of the 2016 NFL Draft... Played four seasons (2012-15) at the University of Notre Dame, appearing in 50 games (37 starts)...Was on the Rimington Trophy Watch List (2014-15) and the Lombardi Award Watch List (2014).

68 BRENO GIACOMINI 6-7 320 **10th season** **Louisville**
 Signed with the Texans on May 16, 2017...Has appeared in 78 career games (70 starts), starting every game in which he's appeared since 2012...Had stints with the Seahawks and Jets, including starting and winning Super Bowl XLVIII with Seattle...Has started five career playoff games...Originally joined the Packers as a fifth-round pick in 2008.

70 JULIÉN DAVENPORT 6-7 315 **Rookie** **Bucknell**
 First of the Texans' two fourth round selections in the 2017 NFL Draft and the first FCS lineman chosen...Highest selection of a Bucknell player since 1966 and first Bison drafted since 1969...Earned three First-Team All-Patriot League recognitions and was a First-Team All-FCS in 2016...Two-time team captain who started all 44 games from 2013-16.

71 XAVIER SU'A-FILO 6-4 310 **4th season** **UCLA**
 Started at left guard in Weeks 1-13, Weeks 15-17 and both postseason contests in 2016...Came off the bench in Week 14...Has played in 40 career games with 25 starts (three playoff starts) since 2014...Selected by the Texans in the second round of the 2014 NFL Draft (33rd overall pick)...Started all 40 games that he suited up for at UCLA.

74 CHRIS CLARK 6-5 305 **8th season** **Southern Mississippi**
 Started 14-of-16 games he appeared in and both postseason games in 2016...Re-signed with the Texans on March 10, 2016...Traded to the Texans on Aug. 31, 2015...An eighth-year offensive tackle who has appeared in 96 games (45 starts) with Houston (2015-16) and Denver (2010-14) after two years competing on Minnesota's practice squad.

79 JEFF ALLEN 6-4 305 **6th season** **Illinois**
 Started all 14 regular season games he appeared in and both postseason games for the Texans at right guard in 2016...Signed by the Texans as an unrestricted free agent on March 10, 2016...Played in 44 games (36 starts) at left guard and right tackle for the Chiefs from 2012-15...Has started five postseason games in his career...Selected by Kansas City with the 12th pick in the second round (44th overall) of the 2012 NFL Draft.



In 2016, NT D.J. Reader logged the fifth-most starts by a rookie defensive lineman in franchise history and most since DE J.J. Watt (16) in 2011.

DEFENSIVE LINE (6)

91 CARLOS WATKINS 6-3 305 **Rookie** **Clemson**
 Taken in the fourth round (142nd overall) of the 2017 NFL Draft...Was a two-time First-Team All-ACC selection and 2016 AP Second-Team All-American...Had 191 tackles, 26 tackles for loss and 14 sacks over 53 games (30 starts) from 2012-16...His 10.5 sacks in 2016 are the most ever by a Clemson defensive tackle...Was a starter on the 2016 Clemson national championship team...Received a medical redshirt in 2013 after a car crash.

92 BRANDON DUNN 6-2 300 **2nd season** **Louisville**
 Appeared in two games for the Texans in 2016 but spent most of the season on the practice squad...Signed off the Bears practice squad in October 2015...Appeared in the final 12 games with the Texans in 2015, including the Wild Card Game vs. Kansas City (1/9/16)...Recorded career totals of 101 tackles, 3.0 sacks, two fumble recoveries and two passes defensed at Louisville (2010-13).

93 JOEL HEATH 6-6 295 **2nd season** **Michigan State**
 Appeared in 12 games for the Texans as a rookie in 2016 and his six starts were the most by an undrafted rookie defensive lineman in team history...Became the first undrafted rookie in franchise history and only undrafted rookie in the NFL with 2.0 sacks in a game in 2016...Signed by the Texans as a college free agent on May 5, 2016...Had 60 career tackles, including 10.5 for losses and 4.5 sacks in four years at Michigan State (2012-15).

95 CHRISTIAN COVINGTON 6-2 290 **3rd season** **Rice**
 Played in all 16 games (five starts) and both postseason games in 2016...Recorded one sack, one pass defensed, two quarterback hits and two tackles for loss...Appeared in all 16 games as a rookie in 2015, recording eight total tackles, four tackles for loss, four quarterback hits and 2.0 sacks...Selected by the Texans in the sixth round (216th overall) of the 2015 NFL Draft...First-team All-Conference-USA pick by league coaches as well as Dave Campbell's Texas Football's All-Texas College second team in 2013.

96 KENDALL LANGFORD 6-6 305 **10th season** **Hampton**
 Signed with the Texans as a free agent on Oct. 11, 2017...Has notched 22.5 sacks, 47 quarterback hits, 43 tackles for loss and 20 passes defensed in his nine-year career... Played 128 consecutive games (106 starts) from 2008-15...Logged career highs of 7.0 sacks and 16 quarterback hits to go with 10 tackles for loss in 2015...Spent time with Miami (2008-11), St. Louis (2012-14) and Indianapolis (2015-16)...Entered the NFL as a third-round pick (66th overall) by Miami in 2008...Earned all-conference honors as a sophomore, junior and senior at Hampton.

98 D.J. READER 6-3 325 **2nd season** **Clemson**
 Appeared in all 16 games with seven starts as rookie in 2016...Recorded his first career NFL sack against Jacksonville in Week 10 (11/13/16)...Logged the fifth-most starts by a rookie defensive lineman in franchise history and most since DE J.J. Watt (16) in 2011... Became the third rookie to record a sack in the postseason (vs. Oakland, 1/7/17)...Selected by the Texans with the 27th pick in the fifth round (166th overall) of the 2016 NFL Draft...Played four seasons at Clemson (2012-15), recording 145 tackles, nine tackles for loss, 5.0 sacks and 24 quarterback pressures over 46 games (10 starts) in his career.

INSIDE LINEBACKERS (5)

41 ZACH CUNNINGHAM 6-4 230 Rookie Vanderbilt
 Drafted 57th overall in the 2017 NFL Draft...Highest drafted Vanderbilt defensive player since 2001...Two-time First-Team All-SEC selection (2015-16) and the first-ever Vanderbilt player to earn consensus First-Team All-American honors (2016)...Totaled 295 tackles and 39.5 tackles for loss in his career...Named Butkus Award finalist and semifinalist for the Chuck Bednarik Award after leading the SEC with 125 total tackles in 2016.

50 BEN HEENEY 6-0 230 3rd season Kansas
 Claimed off waivers from the New Orleans Saints by the Texans on Oct. 5, 2017...Has played in 19 career games (five starts), all with Oakland...Owns 46 total tackles, five tackles for loss, 2.5 sacks and a forced fumble...Spent time on the Saints' practice squad and active roster this season...Drafted by Oakland in the fifth round (140th overall) of the 2015 NFL Draft...Earned unanimous All-Big 12 First Team honors as a senior at Kansas...Amassed 335 career tackles as a Jayhawk, including a pair of 100-tackle seasons.

51 DYLAN COLE 6-1 240 Rookie Missouri State
 Signed with the Texans as a college free agent following the 2017 NFL Draft...Consensus FCS First-Team All-American in 2016...Led all FCS players in total tackles per game (12.9) and was second nationally in solo tackles per game (7.7) as a senior...Finalist for Buck Buchanan Award as top defensive player in DI FCS...Finished with 457 tackles (third-most in MSU history), 40.5 tackles for loss, 21 passes defensed, 5.0 sacks, five interceptions and three forced fumble and two fumble recoveries in 46 games (all starts).

52 BRIAN PETERS 6-4 235 3rd season Northwestern
 Finished third on the team with 10 special teams tackles in 2016...Tied for the league lead with 17 special teams tackles in 2015...Spent time in 2015 with the Minnesota Vikings before signing with the Texans in September...Played one season with the Arena Football League's Iowa Barnstormers (2012) before spending two seasons with the Canadian Football League's Saskatchewan Roughriders (2013-14), where he won a CFL title.

55 BENADRICK MCKINNEY 6-4 250 3rd season Mississippi State
 Finished 11th in the NFL in tackles with a team-leading 129 in 2016...Compiled the eighth-most tackles in a single season in team history in 2016...Named Associated Press Second-Team All-Pro in 2016...Became only player in NFL in 2016 and second player in franchise history with at least 100 tackles and 5.0 sacks in a season...Played in 14 games in 2015, making 11 starts including one postseason start...Finished the 2015 season with 58 total tackles (35 solo, 23 asst.), seven tackles for loss and 1.0 sack...Finished second on the team with nine tackles, including four solo stops in the Wild Card Game vs. Kansas City (1/9/16)...Drafted by the Texans in the second round (43rd overall) in 2015.



Last season, Texans ILB Benadrick McKinney was the only player in the NFL and the second in Texans history with at least 100 tackles and 5.0 sacks in a season (Jamie Sharper, 2002).



OLB/DE Jadeveon Clowney set career-highs in tackles (52), sacks (6.0), tackles for loss (16), quarterback hits (17) and games played/started (14) in 2016.

OUTSIDE LINEBACKERS (4)

57 BRENNAN SCARLETT 6-4 265 2nd season Stanford
 Appeared in seven regular season games and both postseason games as a rookie in 2016...Spent Weeks 7-14 on Injured Reserve in 2016...Signed by the Texans as a college free agent on May 5, 2016...Played one season (2015) at Stanford (Calif.) University after transferring from the University of California, Berkeley, where he played three seasons (2011-12;14)...All Pac-12 Honorable Mention with Stanford in 2015...First-ever graduate transfer in Stanford history.

58 LAMARR HOUSTON 6-3 275 8th season Texas
 Signed with the Texans as a free agent on Oct. 11, 2017...Owns 25.0 sacks, 67 quarterback hits, 51 tackles for loss, eight fumble recoveries, four forced fumbles and an interception over seven seasons...Started 70-of-90 career games and has notched 285 total tackles...Played four years with Oakland (2010-13) and three with Chicago (2014-16)...Notched a career-high 8.0 sacks to go with 13 quarterback hits and 11 tackles for loss in 2015...Drafted by Oakland in the second round (44th overall) of the 2010 NFL Draft...Named second-team All-Big 12 by the AP and Coaches poll as a senior at Texas.

90 JADEVEON CLOWNEY 6-5 270 4th season South Carolina
 Set career-highs in tackles (52), sacks (6.0), tackles for loss (16), quarterback hits (17) and games played/started (14) in 2016...Second defensive lineman in team history to record an interception in the postseason (vs. OAK, 1/7/17)...Named to 2016 Pro Bowl and 2016 Associated Press Second-Team All-Pro...Played in 13 games (nine starts) during the 2015 season, recording 40 tackles, eight quarterback hits, eight tackles for loss, 4.5 sacks and a forced fumble...Selected by teammates as the 2015 Ed Block Courage Award winner...No.1 overall pick in the 2014 NFL Draft...Two-time All-American in college.

94 UFOMBA KAMALU 6-6 300 2nd season Miami (Fla.)
 Appeared in four games (one start) as a rookie in 2016...Had first NFL sack against Tennessee in Week 17 (1/1/17)...Spent Weeks 1-11 on the practice squad...Signed by the Texans as a college free agent on May 5, 2016...Played three seasons (2013-15) at the University of Miami (Fla.) after spending the 2012 campaign at Butler Community College...Had 94 tackles, 11.5 tackles for loss and 8.5 sacks over three-year college career.

PLAYER QUICK NOTES

CORNERBACKS (6)

20 MARCUS BURLEY 5-10 190 4th season Delaware

Signed with the Texans as a free agent on Sept. 6, 2017...Has played in 38 career games (one start) with Seattle and Cleveland...Spent time on the practice squad with the Jaguars, Eagles, Rams and Colts...Logged 54 career tackles (42 solo), 2.0 sacks, two interceptions, eight passes defended, two quarterback hits and three tackles for loss...Signed with Jacksonville as a college free agent following the 2013 NFL Draft...Two-time all-conference selection in college.

24 JOHNATHAN JOSEPH 5-11 190 12th season South Carolina

All-time leader in Texans history with 83 passes defended...Has recorded 12 interceptions since signing with the Texans, the third-most in franchise history...Since he entered the NFL in 2006, ranks first among active players with 159 passes defended...Led the Texans and set a single-season career-high with 22 passes defended in 2015...Second-most career postseason tackles in Texans postseason history with 39...One of three players to play in every postseason game in Texans history...Two-time Pro Bowl selection (2012, 2013)...Associated Press Second-Team All-Pro (2011)...Owns 26 career interceptions, seven forced fumbles, six fumble recoveries and 594 total tackles in 156 career games...Signed by the Texans on July 29, 2011 and re-signed on June 18, 2015.

25 KAREEM JACKSON 5-10 190 8th season Alabama

Tied with Dunta Robinson for the most interceptions in Texans history with 13...Third in team history with 61 career passes defended...Tied with Dunta Robinson (396) for the fourth-most career tackles in Texans history...Ranks third in Texans history with 29 career postseason tackles...One of three players to play in every postseason game in Texans history...Started 13-of-14 games he appeared in and set a career-high with 62 tackles to go along with four passes defended, one interception returned for a touchdown and three tackles for loss in 2016...Played in 12 games (10 starts) and contributed with 58 tackles (52 solo), six passes defended, two interceptions, including one returned for a touchdown, one forced fumble, one fumble recovery and one tackle for loss in 2015...Re-signed by the Texans on March 9, 2015...2010 first-round draft pick (20th overall).

30 KEVIN JOHNSON 6-0 190 3rd season Wake Forest

Has 73 tackles (65 solo), 12 passes defended, one fumble recovery and one interception in 22 career games (13 starts)...Placed on Injured Reserve on Oct. 22 and missed the rest of the 2016 season...Played in six games (three starts) in 2016 and had 21 tackles (18 solo), three passes defended and a 53-yard fumble recovery...Posted a career-high 10 tackles, including his first tackle for loss of the season, and one pass defended vs. Indianapolis (10/16/16) in Week 6...Played in 16 games (10 starts) as a rookie in 2015, compiling 52 tackles (47 solo), nine passes defended, one interception and three tackles for loss...First-round pick of the Texans in 2015...Recorded 191 tackles, seven interceptions, 35 pass breakups, three forced fumbles and two fumble recoveries in college.

31 TRESTON DECOUD 6-3 210 Rookie Oregon State

Selected by the Texans in the fifth round (169th overall) of the 2017 Draft...Had 108 tackles, 15 passes defended, 5.5 tackles for loss, one sack and two interceptions in 22 games (21 starts) at Oregon State (2015-16)...2016 Pac-12 All-Conference honorable mention...2014 First-Team All-American at Northwest Mississippi Community College...Spent 2013 at Chadron (Neb.) State College...Cousin is former NFL S Thomas Decoud.

40 MARCUS WILLIAMS 5-11 195 4th season North Dakota State

Claimed off waivers by the Texans from the N.Y. Jets on Oct. 10, 2017...Played in 39 games (14 starts) in four seasons (2014-17) with the Jets...Finished tied for second among all NFL cornerbacks with six interceptions in 2015...Helped the Jets finish fourth in total defense in 2015 (318.6 yards per game)...Shared a defensive backfield with Texans S Marcus Gilchrist in New York (2015-16)...Opened the 2014 season on the Texans' practice squad after signing as a college free agent...Set an NDSU career record with 21 interceptions and an FCS record with 7 interceptions returned for a touchdown.



Since 2011, Texans opponents have the lowest completion percentage in the NFL at 57.4 and the second-lowest net yards passing per game at 210.5.

SAFETIES (5)

21 MARCUS GILCHRIST 5-10 200 7th season Clemson

Signed by the Texans on Aug. 1, 2017...Started 61 consecutive games between 2013-16...Has 370 total tackles, 3.0 sacks, 10 interceptions, 27 passes defended, 16 tackles for loss, four forced fumbles and two fumble recoveries in 91 career games (69 starts)...Started all 13 games in which he appeared in with the N.Y. Jets in 2016 and recorded 53 total tackles, two interceptions, three passes defended and one forced fumble...Spent four seasons with the Chargers (2011-14) before signing with the Jets in 2015...Selected by the Chargers with the 18th pick of the second round (50th overall) of the 2011 NFL Draft.

23 KURTIS DRUMMOND 6-1 210 3rd season Michigan State

Placed on Injured Reserve on Aug. 30 and missed entire 2016 season...Spent time on the Texans practice squad in 2015 before being signed to the active roster prior to Week 8 (vs. Tennessee), a game in which he recorded a forced fumble...Four-year letter winner at Michigan State who recorded 233 career tackles in 52 games...2014 Big Ten Defensive Back Of The Year...Two-Time First-Team All-Big Ten (2013-14).

29 ANDRE HAL 5-10 190 4th season Vanderbilt

Completed his first full season as a safety in 2016 and logged career highs of 46 tackles, two tackles for loss, 1.0 sack and one quarterback hit in 15 games (11 starts)...Picked off Patriots QB Tom Brady in the third quarter for his first career postseason interception at New England (1/14/17) in the AFC Divisional round...Played in all 16 games (11 starts) in 2015 after transitioning from corner to safety...Led the team with four interceptions and posted 34 tackles (26 solo), 10 passes defended and one tackle for loss...In his first career start at safety, recorded the first two interceptions of his career, including one returned for a touchdown, at Jacksonville (10/18)...Selected in the seventh round (216th overall) in 2014.

35 EDDIE PLEASANT 5-10 210 5th season Oregon

Appeared in 14 games in 2016, compiling 17 tackles and five passes defended...Recovered a fumble on special teams at New England (1/14/17) in the AFC Divisional round...Played in all 16 games in 2015 and posted career highs in tackles (28), sacks (0.5), interceptions (two), passes defended (six) and fumble recoveries (one)...First full season on the active roster was 2013 after spending the first 14 weeks of the 2012 season on the practice squad...Re-signed on March 9, 2015...Originally signed on May 14, 2012 as a college free agent.

43 COREY MOORE 6-2 205 2nd season Georgia

Appeared in all 16 games (eight starts) in 2016, tallying 23 tackles and three passes defended...Became the second safety and the sixth player in Texans history to record an interception in a postseason game (vs. Oakland in the AFC Wild Card round)...Made his NFL debut vs. Jacksonville (1/3/16) and had one special teams tackle...Signed to the Texans active roster on Dec. 29, 2015 after spending all season on the practice squad...Played four seasons (2011-14) at the University of Georgia before signing as a college free agent.

SPECIALISTS (3)

7 KA'IMI FAIRBAIRN (K) 6-0 190 2nd season UCLA

Placed on Injured Reserve on Aug. 30 and missed entire 2016 season...Signed by the Texans as a college free agent on May 5, 2016...Played four seasons at UCLA (2012-15) and was the winner of the Lou Groza Award in 2015...Became the all-time leading scorer for the Pac-12 Conference and UCLA during the 2015 season...Finished his career by connecting on 41 straight field goal attempts from 35 yards and in.

9 SHANE LECHLER (P) 6-2 240 18th season Texas A&M

Top career gross punting average in NFL history at 47.5...Has played in 238 consecutive games, the longest active streak in the NFL...Tied for the 21st-most career games played in NFL history...Ranks second all-time in yards punting (64,171), third in punts (1,352), third in punts inside the 20 (437) and 18th in net average (39.0)...Fastest player in NFL history to reach 50,000 yards punting (1,051 punts) and 1-of-3 players with 60,000-plus yards punting...Six-time All-Pro (2000, 2003-04, 2008-10) and three-time Second-Team All-Pro (2001, 2007, 2011)...Seven-time Pro Bowler (2001, 2004, 2007-11)...Ranked sixth in the NFL in gross punting average at 47.5 in 2016, which marked the second-highest single-season average in franchise history...Finished the 2016 regular season with only three touchbacks on punts, which was the lowest single-season total of his career...Set the franchise record with a 47.6 gross punting average in 2013...Signed by the Texans as an unrestricted free agent on March 23, 2013 after 13 seasons in Oakland (2000-12).

46 JON WEEKS (LS) 5-10 250 8th season Baylor

Served as long snapper on extra points, field goals and punts in all 16 regular season games and both postseason contests in 2016...Named to the 2015 Pro Bowl...Has handled 1,064 extra point, field goal and punt snaps and has contributed with 23 special teams tackles in his career...Tied for the fifth-most career games played in Texans history (112)...Owns a streak of 112 consecutive regular season games played, which is tied for the third-longest streak in Texans history...One of three players to play in every postseason game in Texans history...Signed a contract extension with the Texans on Sept. 8, 2015...Originally signed by the Texans in 2010 and made the roster out of training camp.

THREE'S COMPANY



HOPKINS

WR DeAndre Hopkins posted the most receptions, receiving yards and touchdowns through the first four seasons of a player's career in Texans history. He also tied for the most 100-yard receiving games through as many seasons to start a career.

MOST RECEPTIONS IN FIRST FOUR SEASONS, TEXANS HISTORY

Player	Seasons	Rec.
DeAndre Hopkins	2013-16	317
Andre Johnson	2003-06	311
Owen Daniels	2006-09	207

MOST REC. YARDS IN FIRST FOUR SEASONS, TEXANS HISTORY

Player	Seasons	Yds
DeAndre Hopkins	2013-16	4,487
Andre Johnson	2003-06	3,953
Owen Daniels	2006-09	2,501

MOST REC. TOUCHDOWNS IN FIRST FOUR SEASONS, TEXANS HISTORY

Player	Seasons	TDs
DeAndre Hopkins	2013-16	23
Andre Johnson	2003-06	17
Owen Daniels	2006-09	15

MOST 100-YARD REC. GAMES IN FIRST FOUR SEASONS, TEXANS HISTORY

Player	Seasons	Gms
DeAndre Hopkins	2013-16	13
Andre Johnson	2003-06	13
Owen Daniels	2006-09	3
Arian Foster	2009-12	3

KEEPIN' IT 100

WR DeAndre Hopkins became the second player in franchise history to record four consecutive 100-yard receiving games when he did so in Weeks 3-6 of 2015. He also became the second player with back-to-back 10-catch, 100-yard games in Weeks 5-6 of 2015. Below is a look at the longest streaks of 100-yard receiving games and 10-catch, 100-yard receiving games in team history:

MOST CONSECUTIVE 100-YARD RECEIVING GAMES, TEXANS HISTORY

Player	Dates	Games
DeAndre Hopkins	9/27/15-10/18/15	4
Andre Johnson	10/5/08-10/26/08	4
Andre Johnson	9/9/07-11/18/07	3
10 occasions, last: Will Fuller, 9/11/16-9/18/16 2		

MOST CONSECUTIVE 10-CATCH, 100-YARD RECEIVING GAMES, TEXANS HISTORY

Player	Dates	Games
Andre Johnson	10/12/08-10/26/08	3
DeAndre Hopkins	10/8/15-10/18/15	2
Andre Johnson	12/30/12-9/9/13	2

OPENING ACT

In Week 1 vs. Jacksonville, Texans WR DeAndre Hopkins compiled seven receptions for 55 yards (7.9 avg.) and one touchdown, tying Kevin Walter (24) for the third-most receiving touchdowns in team history. Hopkins has now caught a touchdown pass in four consecutive season openers (2014-17), which is the longest active streak in the NFL.

Giants WR Brandon Marshall is the only other active NFL wide receiver with a receiving touchdown in four consecutive season openers (2012-15 with Chicago and N.Y. Jets).

HOP AT THE TOP

WR DeAndre Hopkins finished among the best in the NFL in several offensive categories in 2015:

MOST RECEIVING YARDS IN NFL, 2015

Player	Team	Rec. Yds
Julio Jones	Atlanta	1,871
Antonio Brown	Pittsburgh	1,834
DeAndre Hopkins	Houston	1,521

MOST RECEPTIONS IN NFL, 2015

Player	Team	Rec.
Julio Jones	Atlanta	136
Antonio Brown	Pittsburgh	136
DeAndre Hopkins	Houston	111

MOST RECEIVING TOUCHDOWNS IN NFL, 2015

Player	Team	Rec. TDs
Doug Baldwin	Seattle	14
Brandon Marshall	New York Jets	14
Allen Robinson	Jacksonville	14
Odell Beckham	New York Giants	13
Tyler Eifert	Cincinnati	13
Eric Decker	New York Jets	12
DeAndre Hopkins	Houston	11
Rob Gronkowski	New England	11
Jordan Reed	Washington	11

MOST THIRD-DOWN RECEPTIONS IN NFL, 2015

Player	Team	Rec.
Antonio Brown	Pittsburgh	42
Odell Beckham	New York Giants	31
DeAndre Hopkins	Houston	30
Delanie Walker	Tennessee	30

MOST SCRIMMAGE YARDS IN NFL, 2015

Player	Team	Rush Yds	Rec. Yds	Scrimm. Yds
Julio Jones	Atlanta	0	1,871	1,871
Antonio Brown	Pittsburgh	28	1,834	1,862
Adrian Peterson	Minnesota	1,485	222	1,707
Doug Martin	Tampa Bay	1,402	271	1,673
Devonta Freeman	Atlanta	1,061	578	1,639
DeAndre Hopkins	Houston	0	1,521	1,521

MOST FIRST DOWNS IN NFL, 2015

Player	Team	Rush FDs	Rec. FDs	Total FDs
Julio Jones	Atlanta	0	93	93
Devonta Freeman	Atlanta	67	21	88
Antonio Brown	Pittsburgh	1	84	85
DeAndre Hopkins	Houston	0	83	83

LUCKY NUMBER SEVEN

Texans WR DeAndre Hopkins opened up this season with four straight games of seven-or-more receptions for the first time in his career.

Including Week 17 at Tennessee last year, Hopkins had recorded seven-or-more receptions in five straight games, which was the first time in his career he has put together five consecutive games with seven-or-more receptions.

Hopkins was the only wide receiver in the NFL this season to have seven-or-more receptions in each of the first four games.

In Week 4 vs. Tennessee, Hopkins finished with a season-high 10 receptions for a season-high 107 yards (10.7 avg.) and one touchdown. It was his third career game with 10-or-more receptions (first since Week 6 of 2015 at Jacksonville) and his 14th career game with 100-or-more receiving yards (first since Week 17 last season at Tennessee).

CLIMBING THE CHARTS

WR DeAndre Hopkins finished the 2015 campaign ranked in the top five receiving seasons in franchise history. He recorded the most touchdowns in a season (11), while ranking third in receptions (111) and fourth in receiving yards (1,521). Hopkins posted six 100-yard receiving games in 2015, which tied for the second-most such games in franchise history. Hopkins became the first player in NFL history to notch a 100-yard receiving performance with four different starting quarterbacks in a season.

MOST REC. TOUCHDOWNS IN A SEASON, TEXANS HISTORY

Rk	Player	Season	Rec. TDs
1	DeAndre Hopkins	2015	11
2	Andre Johnson	2009	9
3t	Four occasions		8

MOST RECEPTIONS IN A SEASON, TEXANS HISTORY

Rk	Player	Season	Rec.
1	Andre Johnson	2008	115
2	Andre Johnson	2012	112
3	DeAndre Hopkins	2015	111

MOST RECEIVING YARDS IN A SEASON, TEXANS HISTORY

Rk	Player	Season	Rec. Yds
1	Andre Johnson	2012	1,598
2	Andre Johnson	2008	1,575
3	Andre Johnson	2009	1,569
4	DeAndre Hopkins	2015	1,521

MOST 100-YD RECEIVING GAMES IN A SEASON, TEXANS HISTORY

Rk	Player	Season	Games
1	Andre Johnson	2008	8
2t	DeAndre Hopkins	2015	6
2t	Four other occasions		6

MOST MULTIPLE-TOUCHDOWN GAMES IN A SEASON, TEXANS HISTORY

Player	Season	Games
DeAndre Hopkins	2015	3
Andre Johnson	2009	3
Three other players		2

MOST POINTS SCORED IN A GAME BY A WIDE RECEIVER, TEXANS HISTORY

Player	Date	Points
Andre Johnson	11/3/13	18
DeAndre Hopkins	9/13/15	14
18 times, most recent: N. Washington, 10/25/15 12		

HOP TO 100

WR DeAndre Hopkins has 14 career 100-yard games, including a career-high six in 2015. The Texans are 8-6 when he reaches the 100-yard mark.

HOPKINS' 100-YARD RECEIVING GAMES, CAREER

Date	Opp.	Rec	Yds	Avg	Lg	TD
9/9/13	Ten	W	7	117	16.7	28
9/21/14	at NYG	L	6	116	19.3	49
10/20/14	at Pit	L	6	108	18.0	32
11/2/14	Phi	L	6	115	19.2	45
11/30/14	Ten	W	9	238	26.4	58t
9/27/15	TB	W	8	101	12.6	29
10/4/15	at Atl	L	9	157	17.4	28
10/8/15	Ind	L	11	169	15.4	34
10/18/15	at Jax	W	10	148	14.8	29
11/22/15	NYJ	W	5	118	23.6	61t
12/27/15	at Ten	W	7	117	16.7	44
9/18/16	KC	W	7	113	16.1	35
1/1/17	at Ten	L	7	123	17.6	51
10/1/17	Ten	W	10	107	10.7	21

AT AN EARLY AGE

WR DeAndre Hopkins has registered 354 receptions for 4,869 yards and 29 touchdowns in 70 career games (all starts) since joining the Texans as a first-round draft pick in 2013.

In Week 11 of the 2015 season against the New York Jets (11/22/15), Hopkins became the third-youngest player in NFL history to reach 200 career catches and 3,000 career receiving yards, doing so when he was 23 years, 169 days old. Below are the only two players in NFL history who accomplished those feats at a younger age than Hopkins:

YOUNGEST NFL PLAYERS TO REACH 200 CAREER CATCHES

Larry Fitzgerald (Arizona, 2004-06) - 23 years, 87 days old
David Boston (Arizona, 1999-2001) - 23 years, 126 days old
DeAndre Hopkins (Houston, 2013-15) - 23 years, 169 days old

YOUNGEST NFL PLAYERS TO REACH 3,000 CAREER REC. YARDS

Larry Fitzgerald (Arizona, 2004-06) - 23 years, 108 days old
David Boston (Arizona, 1999-2001) - 23 years, 118 days old
DeAndre Hopkins (Houston, 2013-15) - 23 years, 169 days old

Hopkins reached each of those milestones in the fewest amount of games played in Texans history, doing so in his 42nd career game. Andre Johnson held the previous record to 200 catches at 43 games, while it took Johnson 48 games to reach 3,000 yards receiving. Hopkins also became the second player in NFL history (Isaac Bruce, 1995) to post at least 1,500 receiving yards and 10 touchdowns at age 23 or younger.

MR. OCTOBER

In the month of October in 2015, WR DeAndre Hopkins caught 36 passes for 524 yards and two touchdowns, while posting three straight 100-yard receiving games from Weeks 4-6. Those totals rank among the best in franchise history for the month:

MOST RECEIVING YARDS IN A SINGLE OCTOBER, TEXANS HISTORY

Player	Season	Rec.Yds
Andre Johnson	2008	593
DeAndre Hopkins	2015	524
Andre Johnson	2004	425

MOST RECEPTIONS IN A SINGLE OCTOBER, TEXANS HISTORY

Player	Season	Rec.
Andre Johnson	2008	41
DeAndre Hopkins	2015	36
Andre Johnson	2006	35
Andre Johnson	2004	31
Kevin Walter	2007	30

NOT YOUR AVERAGE JOE

WR DeAndre Hopkins holds the best career yards per catch average in franchise history at 13.8, bettering Andre Johnson's mark of 13.4 yards per reception from 2003-14.

HIGHEST CAREER RECEIVING AVERAGE, TEXANS HISTORY (MIN. 200 RECEPTIONS)

Rk	Player	Years	Rec.	Yds.	Avg.
1	DeAndre Hopkins	2013-17	354	4,869	13.8
2	Andre Johnson	2003-14	1,012	13,597	13.4
3	Kevin Walter	2006-12	326	4,083	12.5
4	Owen Daniels	2006-13	385	4,617	12.0

SHANE LECHLER NOTES

ONE OF THE ALL-TIME GREATS



Texans P Shane Lechler has posted some of the best career and single-season numbers in NFL history. Lechler is the NFL's all-time leader in gross punting average (47.5) and has posted three of the top eight single-season punting averages in NFL history.

LECHLER

NFL ALL-TIME GROSS PUNTING AVERAGE (Min. 250 Punts)

Player	Years	Punts	Blk	Yds	Avg	TB	In20	Lg
Shane Lechler	2000-17(18)	1384	5	65773	47.5	173	448	80
Marquette King	2013-17(5)	387	3	18239	47.1	29	142	72
Thomas Morstead	2009-17(9)	488	1	22933	47.0	40	168	70
Johnny Hekker	2012-17(6)	459	1	21565	47.0	21	180	78
Sam Martin	2013-16(4)	282	1	13226	46.9	21	99	72

Lechler is the only punter to average more than 50.0 yards per punt in two separate seasons, doing so in 2009 (51.1) and 2011 (50.8) with Oakland.

NFL SINGLE-SEASON GROSS PUNTING AVERAGE

Player	Yr Tm	Punt	Blk	Yds	Avg	TB	In20	Lg
Sammy Baugh	1940 Was	35	-	1,799	51.4	-	-	85
Shane Lechler	2009 Oak	96	0	4,909	51.1	12	30	70
Andy Lee	2011 SF	78	1	3,970	50.9	9	28	68
Shane Lechler	2011 Oak	78	0	3,960	50.8	9	27	80
Brandon Fields	2012 Mia	74	0	3,715	50.2	9	29	67

In 2009, Lechler posted the fifth-best net punting average in NFL history at 43.9.

NFL SINGLE-SEASON NET PUNTING AVERAGE

Player	Yr Tm	Punt	Blk	NetYds	NetAvg	TB	In20	Lg
Johnny Hekker	2016 LA	98	0	4,508	46.0	1	51	78
Johnny Hekker	2013 StL	78	0	3,450	44.2	4	19	64
Sam Martin	2016 Det	62	0	2,740	44.2	3	23	63
Andy Lee	2011 SF	78	1	3,475	44.0	9	28	68
Shane Lechler	2009 Oak	96	0	4,210	43.9	12	30	70

Lechler played in his 244th straight regular season game, which is the longest active streak in the NFL and tied Chris Gardocki (244) for the sixth-longest in NFL history. He also leads all active punters with 1,384 career punts, which ranks third all-time.

LECHLER AND THE LONG BALL

P Shane Lechler set a franchise record with a 71-yard punt in Week 6 of the 2014 season against Indianapolis. It was the 12th punt of 70 yards or more in his career, the most in the NFL since 1991.

MOST PUNTS OF 70-PLUS YARDS SINCE 1991

Player	70-Yarders
Shane Lechler	12
Jon Ryan	8
Craig Hentrich	7
Andy Lee	7
Brian Moorman	6
Dustin Colquitt	6
Todd Sauerbrun	6

AT SECOND GLANCE

P Shane Lechler set a franchise record and posted the eighth-best single-game gross punt average in NFL history in Week 10 of 2013 at Arizona at 58.9 on seven punts. It was the highest single-game average ever for someone who punted seven-or-more times in a game.

NFL SINGLE-GAME PUNT AVERAGE (7-or-more punts)

Player	Date	Tm	Opp	Punt	Avg
Shane Lechler	11/10/13	Hou	Ari	7	58.9
Johnny Hekker	10/4/12	StL	Ari	7	56.9
Shane Lechler	9/20/09	Oak	KC	7	56.9
Brad Nortman	11/24/13	Car	Mia	7	56.7
Marquette King	1/1/17	Oak	Den	8	56.5

Lechler is also one of seven players in NFL history to reach 50,000 punting yards. He did so on his 1,052nd punt against Arizona in 2013, 27 punts fewer than it took the next fastest player to do so, Andy Lee. Lee accomplished the feat in Week 7 this season.

FEWEST PUNTS TO REACH 50,000 PUNT YARDS

Player	Seasons	Punts
Shane Lechler	2000-14 (15)	1,052
Andy Lee	2004-17 (14)	1,079
Sean Landeta	1985-05 (21)	1,151
Chris Gardocki	1991-06 (16)	1,169
Lee Johnson	1985-02 (18)	1,175
Brad Maynard	1997-11 (15)	1,191
Jeff Feagles	1988-09 (22)	1,199

PLAYERS WITH MORE THAN 50,000 YARDS PUNTING

Player	Seasons (Yrs)	G	Punt	Blk	Yds	Avg
Jeff Feagles	1988-2009(22)	352	1713	12	71211	41.6
Shane Lechler	2000-2017(18)	276	1384	5	65773	47.5
Sean Landeta	1985-2005(21)	284	1401	6	60706	43.3
Brad Maynard	1997-2011(15)	238	1339	5	56021	41.8
Lee Johnson	1985-2002(18)	259	1226	6	51979	42.4
Chris Gardocki	1991-2006(16)	244	*1177	*0	*50336	*42.8
Andy Lee	2004-2017(14)	208	1083	4	50190	46.3

* Incomplete Data (stat was not tracked during some included years)

SO HOW LONG IS THAT?

P Shane Lechler has accumulated 65,773 yards punting in his career. So how long is that?

37.37 miles

Or 85.4 percent of the 43.75 miles from NRG Stadium to East Bernard High School in East Bernard, Texas, Lechler's alma mater, according to Mapquest.com.

ON THE ALL-TIME CHARTS

STATISTIC	Mark	Rank	Next Ahead of Lechler
Games Played	276	20	Clay Matthews, 278
Punts	1,384	3	Sean Landeta, 1,401
Yards Punting	65,773	2	Jeff Feagles, 71,211
Punting Average	47.5	1	--
Inside the 20 (since 1976)	448	2	Jeff Feagles, 554
Net Punt Yards	54,201	2	Jeff Feagles, 61,964
Net Average	39.0	20	Brandon Fields, 39.1

'LEG'-LER NOT SLOWING DOWN

Texans P **Shane Lechler** has shown no signs of slowing down in his 18th season in the NFL.

In Week 3 at New England, Lechler had a 68-yard punt in the first quarter, which is the third-longest punt in franchise history and tied for the fifth-longest punt in the NFL this season. For the game, Lechler punted four times for 234 yards (58.5 avg.) and pinned two punts inside the 20-yard line. His 58.5 punt average is the highest single-game average by a punter in 2017 (minimum four punts).

In Week 2 at Cincinnati, Lechler punted nine times for 440 yards (48.9 avg.), including a 59-yard punt, and pinned two punts inside the 20-yard line. Lechler also had a special teams tackle in the game.

Lechler's 440 yards punting in Week 2 are the third-most by any player in a game this season and his nine punts are the tied for the second-most by any player in a game this season. Through Week 7, Lechler ranks fourth in the NFL in punting average (50.1).

Lechler played in his 244th straight regular season game, which is the longest active streak in the NFL and tied with **Chris Gardocki** (244) for the sixth-longest in NFL history.

BOOMING PUNTS

P **Shane Lechler** averaged 47.5 gross yards per punt in 2016, which is the second-highest single-season average in Houston Texans history.

Below is a look at how Lechler's numbers last year rank in franchise history:

HIGHEST PUNTING AVERAGE IN A SINGLE SEASON, TEXANS HISTORY (MIN. 40 PUNTS)

Player	Season	G	Punt	Blk	Yds	Avg	TB	In20	Lg
Shane Lechler	2013	16	88	0	4,189	47.6	7	34	65
Shane Lechler	2016	16	72	0	3,423	47.5	3	30	62
Shane Lechler	2015	16	95	0	4,497	47.3	10	24	64
Donnie Jones	2012	16	88	0	4,150	47.2	5	28	66
Shane Lechler	2014	16	83	1	3,847	46.3	10	27	71

MOST PUNTS INSIDE THE 20-YARD LINE IN A SEASON, TEXANS HISTORY

Player	Season	In20
Chad Stanley	2002	36
Chad Stanley	2003	36
Shane Lechler	2013	34
Shane Lechler	2016	30

MOST PUNTING YARDS IN A SEASON, TEXANS HISTORY

Player	Season	Yards
Chad Stanley	2002	4,720
Shane Lechler	2015	4,497
Shane Lechler	2013	4,189
Donnie Jones	2012	4,150
Chad Stanley	2003	4,028
Shane Lechler	2014	3,847
Shane Lechler	2016	3,423

MOST PUNTS IN A SEASON, TEXANS HISTORY

Player	Season	Punts
Chad Stanley	2002	114
Chad Stanley	2003	97
Shane Lechler	2015	95
Donnie Jones	2012	88
Shane Lechler	2013	88
Shane Lechler	2014	83
Chad Stanley	2005	77
Chad Stanley	2006	76
Chad Stanley	2004	73
Shane Lechler	2016	72

LECHLER EARNS PLAYER OF THE WEEK HONORS

The NFL named Houston Texans P **Shane Lechler** the AFC Special Teams Player of the Week following his performance in the team's 20-13 victory over the Detroit Lions in Week 8 in 2016.

Lechler punted four times for 203 yards, averaging 50.8 gross yards per punt. Detroit's average starting field position following his four punts was on their own 13-yard line. Lechler averaged 49.5 net yards per punt, which led the NFL in Week 8 (min. 4 punts). He also pinned 3-of-4 punts inside the 20-yard line, which tied for the second-highest total in the league that week. Playing in his 262nd career game, Lechler tied Ray Brown for the 27th-most games played in NFL history.

This is the first time Lechler has earned Player of the Week honors as a Texan and fourth in his career. It is also the 38th time a Houston Texan has been named Player of the Week in franchise history. It is the 13th time Houston has won the AFC Special Teams Player of the Week award in team history and second this season (WR Will Fuller V, Week 4).

FULLER HOUSE

WR **Will Fuller V** recorded 47 receptions for 635 yards and two touchdowns in 2016. He also notched a 67-yard punt return for a touchdown.

Fuller became the first rookie in NFL history with 300 receiving yards and a punt return touchdown in his team's first four games of a season. Former 49ers RB Hugh McElhenny is the only other rookie to produce over 300 scrimmage yards and a punt return touchdown in as many games to start a season, when he did so over 60 years ago in 1952.

In the season-opening victory over Chicago, Fuller caught five passes for a team-leading 107 yards and a touchdown. He became the first rookie first-round pick to post a 100-yard receiving game in a season opener since Louis Lipps in 1984 with Pittsburgh. He also became the first Texans rookie with a 100-yard receiving game and a touchdown in a season opener.

Fuller followed his Week 1 output with four receptions for 104 yards in Week 2 against Kansas City (9/18), making him the third player in NFL history with back-to-back 100-yard receiving performances to open his career, joining Don Looney (1940) and DeSean Jackson (2008). He is the first player in NFL history to gain at least 200 receiving yards over his first two games while winning both. He is also the first rookie drafted in the first round with back-to-back 100-yard games in his first two games.

In Week 4 against Tennessee (10/2), Fuller paced the team with seven receptions for 81 yards and a touchdown, while also returning a punt 67 yards for a score, becoming the first player in Texans history with a receiving and punt return touchdown in a single game.

MOST RECEIVING YARDS BY AN NFL ROOKIE, 2016

Player	Team	Rec.	Rec. Yards	Rec. TDs
Michael Thomas	New Orleans	92	1,137	9
Sterling Shepard	N.Y. Giants	65	683	8
Will Fuller V	Houston	47	635	2
Tyler Boyd	Cincinnati	54	603	1
Tyreek Hill	Kansas City	61	593	6

MOST RECEIVING YARDS BY A ROOKIE, TEXANS HISTORY

Player	Year	Rec.	Rec. Yards	Rec. TDs
Andre Johnson	2003	66	976	4
DeAndre Hopkins	2013	52	802	2
Will Fuller V	2016	47	635	2
Jabar Gaffney	2002	41	483	1

MEDIA INFORMATION



Amy Palcic
Senior Director of
Communications



Omar Majzoub
Communications
Manager



Allie LeClair
Corporate Communications
Manager



Nathan Edwards
Communications
Coordinator



Greg Maiola
Communications Intern



Chloe Delclos
Corporate Communications
Intern

CONTACTING THE TEXANS COMMUNICATIONS STAFF

Staff Member	Email	Office Phone
Amy Palcic	amy.palcic@houstontexans.com	832-667-2220
Omar Majzoub	omar.majzoub@houstontexans.com	832-667-2241
Allie LeClair	allie.leclair@houstontexans.com	832-667-2050
Nathan Edwards	nathan.edwards@houstontexans.com	832-667-2282
Greg Maiola	greg.maiola@houstontexans.com	832-667-2037
Chloe Delclos	chloe.delclos@houstontexans.com	832-667-2085

Texans on Twitter: [@TexansPR](https://twitter.com/TexansPR)

Texans Media Site: <http://media.houstontexans.com>

Texans Media Guide & Game Releases: <http://Texans.1stRoundMediaGroup.com>

HOUSTON TEXANS MEDIA GUIDE

The 2017 Houston Texans Media Guide is now available online: <http://Texans.1stroundmediagroup.com>.

The 340-page publication features: Texans Media Policy and Services, Executive Management Bios, Coaches Bios, Texans Staff Directory, 2016 Season In Review, Team History and All-Time Results, NRG Stadium and Training Camp Information, Details on Texans TV and Radio, Player Bios and Texans Records.

There is no print version of the 2017 Media Guide. Player bios, rosters, transactions and records are updated weekly during the season and electronically distributed to media. Elements of the media guide that remain relatively unchanged are not included in the Weekly Game Releases.

HOUSTON TEXANS SHARE SITE

The Texans launched a new version of the FTP site in 2016 and will upload b-roll and clips of video interviews on a consistent basis. If you would like to be added to the email list, members of which receive emails when new content is uploaded, please contact Communications Coordinator **Nathan Edwards** at nathan.edwards@houstontexans.com.

HOUSTON TEXANS MEDIA WEBSITE

To access the Houston Texans media website, go to <http://media.houstontexans.com>. The site contains all Texans press materials, historical information, updated team statistics, media guides and credential information. Applications are being accepted for individual game credentials.

To apply for game credentials, please submit your request on the website the Tuesday before a Texans home game by 5 p.m. CT.

Fans can access coverage on <http://www.HoustonTexans.com> throughout the season. The Texans broadcast live video of press conferences as well as game highlights, interviews, in-depth team features, community recaps, NFL Network footage and much more.

TEXANS PR ON TWITTER

For up-to-the-second news, press releases, transcripts, game information, bios, notes and a variety of other information on the Houston Texans, follow the Texans Communications Department on Twitter: [@TexansPR](https://twitter.com/TexansPR).

INTERVIEW REQUESTS

ALL INTERVIEW REQUESTS FOR HOUSTON TEXANS EXECUTIVES, COACHES AND PLAYERS SHOULD GO THROUGH THE TEXANS COMMUNICATIONS DEPARTMENT. Please give at least 48 hours for your request.

For Texans players and assistant coaches, please send your request to Omar Majzoub (email: omar.majzoub@houstontexans.com; phone: (832) 667-2241) or Nathan Edwards (email: nathan.edwards@houstontexans.com; phone: (832) 667-2282).

Requests for Bob McNair, Rick Smith, Bill O'Brien and DE J.J. Watt should be sent to the attention of Amy Palcic (email: amy.palcic@houstontexans.com; phone: (832) 667-2220).

CREDENTIALS

For all credential requests, please log on to <http://media.houstontexans.com> and click on the 'Credentials' tab on the left side of the page.

Please contact Corporate Communications Manager Allie LeClair (email: allie.leclair@houstontexans.com; (832) 667-2050) with any questions or concerns.

CREDENTIAL REQUESTS (ROAD GAMES)

If you are a regular member of the Houston media who wishes to cover the Texans on the road, submit your request for game credentials and parking passes through Amy Palcic at amy.palcic@houstontexans.com. All requests must be submitted no later than one game prior to a road contest. Credentials will be distributed on either Wednesday or Thursday during open locker room.

PRESS RELEASES

The Texans' weekly press releases, as well as other news and information on the club, can be accessed on the team's official website at <http://www.houstontexans.com> or in the media section at <http://media.houstontexans.com>. Members of the media can also access league information from the NFL's media site at <http://www.nflcommunications.com>. The NFL's official web site address is <http://www.NFL.com>.

TRANSCRIPTS

The Texans communications staff sends out transcripts of press conferences, open locker room interviews and postgame interviews during the season. To be added to the Texans email list, please contact Communications Coordinator Nathan Edwards at nathan.edwards@houstontexans.com. All transcripts will also be posted on the Houston Texans media website at <http://media.houstontexans.com>.

REMOTE BROADCASTS

All television stations airing live newscasts should set up at the south end of field one (lighted) or next to the Houston Methodist Training Center, with satellite truck parking available in the Teal Lot. Each station is responsible for its own power. Please contact the Houston Texans communications department before doing a live broadcast following practices.

For radio stations wishing to broadcast from Texans Training Camp, please contact the Houston Texans communications staff.

MEDIA WORKROOM

The media workroom is located on the service level at NRG Stadium across from the Texans locker room. The room is available to working media throughout the week. Texans information, NFL news releases and other information are available. Wi-Fi is available in the media workroom.

During practice, media should park in the Teal Lot located on Murworth, across from NRG Stadium in front of the Houston Methodist Training Center. Media can walk over from practice to the media workroom where a Houston Texans communications staff member will let them into the building at the West VIP entrance. If the door is locked, call Nathan Edwards at (832) 667-2282.

DIRECTIONS AND PARKING

From Bush International Airport: Take US 59 South to HWY TX-288 South (Lake Jackson/ Freeport). Follow HWY TX-288 to I-610 West. Exit Kirby Drive (Exit 1C) and turn right. Follow Kirby Drive two blocks and NRG Stadium will be on the right and the practice facility on the left. Turn left on Murworth Drive and media parking is in the Teal parking lot located on the right at the practice facility.

From Houston Hobby Airport: Take Airport Boulevard East to Monroe Road. Make a left on Monroe Road and proceed to I-45 North. Make a left onto I-45 North and proceed to I-610 West. Take I-610 to Kirby Drive (Exit 1C). Turn right onto Kirby. Follow Kirby Drive two blocks and NRG Stadium will be on the right and the practice facility on the left. Turn left on Murworth Drive and media parking is in the Teal parking lot located on the right at the practice facility.

From the East: Take I-610 westbound to the Kirby Drive Exit (Exit 1C). Turn right on Kirby Drive. Follow Kirby Drive two blocks and NRG Stadium will be on the right and the practice facility on the left. Turn left on Murworth Drive and media parking is in the Teal parking lot located on the right at the practice facility.

From the West: Take I-610 eastbound to the Kirby Drive Exit (Exit 1C). Turn left on Kirby Drive. Follow Kirby Drive two blocks and NRG Stadium will be on the right and the practice facility on the left. Turn left on Murworth Drive and media parking is in the Teal parking lot located on the right at the practice facility.

LIVE SHOTS

Live shots on NRG Park property must be set up through the Texans communications department in conjunction with SMG. Please contact Nathan Edwards at nathan.edwards@houstontexans.com or (832)-667-2282 before setting up a live shot. Locations will be arranged through the communications department. Please give the Texans at least 12 hours advance notice to ensure proper set-up.

GAMEDAY

NFL network television partners and Texans media partners will be given priority for live shots at NRG Stadium. Television stations are allowed to shoot live at NRG Stadium until one hour before kickoff in the southwest corner of the field. Permission from the Texans communications department is required at least 48 hours before the game in order to shoot live.

NFL network television partners and Texans media partners are the only broadcast entities permitted to shoot live from inside NRG Stadium in the hour following the conclusion of the game.

Live shots and live streaming are **NOT PERMITTED** from the Texans postgame locker room for any entity.

TEXANS TV & RADIO LINEUP

	Monday	Tuesday	Wednesday	Thursday	Friday	Saturday	Sunday
6:00 am							
6:30 am							
7:00 am							
7:30 am							
8:00 am	Texans Monday						
8:30 am							Texans Gameday
9:00 am							
9:30 am						Texans Countdown presented by FCL Dental	
10:00 am							Texans Pre-Game**
10:30 am							Texans Pre-Game
11:00 am							
11:30 am							
12:00 pm							
12:30 pm							
1:00 pm							
1:30 pm							Texans Gameday
2:00 pm							
2:30 pm	O'Brien Press Conf.						
3:00 pm							
3:30 pm							
4:00 pm							
4:30 pm							Texans Post Game (1 hr after game)
5:00 pm	Bill O'Brien Show						
5:30 pm							
6:00 pm		Fuddruckers Texans Players Show					
6:30 pm	Texans All Access	Texans All Access	Texans All Access	Texans All Access (6-8 p.m.)	Texans All Access (6-8 p.m.)	Texans Extra Points	
7:00 pm							
7:30 pm		Texans Replay with John Harris					
8:00 pm							
8:30 pm							
9:00 pm							
9:30 pm							
10:00 pm						Primero y Diez (10:15)	
10:30 pm						Texans Buzz	Inside The Game (10:35 p.m.)
11:00 pm							
11:30 pm							

Texans Radio on SportsRadio610 AM
 ESPN Deportes Radio
 Telemundo
 KTRK - ABC 13
 KPRC - NBC 2

TEXANS TV & RADIO LINEUP

NETWORK TV

Network	Show	Show Day	Show Time
KTRK	Inside The Game	Sunday	10:35 p.m.
KTRK	Texans Extra Points	Saturday	6:30-7 p.m.
KTRK	Texans Buzz	Saturday	10:35-11:05 p.m.
KPRC	Texans Gameday	Sunday	8:30-9 a.m.
Telemundo	Primero y Diez	Saturday	10:15-10:30 p.m.

TEXANS RADIO

Network	Show	Show Day	Show Time
SportsRadio 610	Texans Monday	Monday	8-10 a.m.
SportsRadio 610	Bill O'Brien Show	Monday	5-6 p.m.
SportsRadio 610	Texans All Access	Monday – Friday	6-8 p.m. (Except for Mon & Thu due to MNF & TNF)
SportsRadio 610	Fuddruckers Texans Players Show	Tuesday	6-7 p.m.
SportsRadio 610	Texans Replay w/ John Harris	Tuesday	8-9 p.m.
SportsRadio 610	Texans Game Plan	Friday	12-2 p.m.
SportsRadio 610	Texans Countdown	Gameday	3 Hours prior to Kickoff
SportsRadio 610	Texans Gameday	Gameday	In-Game
SportsRadio 610	Texans Post Game	Gameday	3 Hours following each game

TEXANS SPANISH RADIO

Network	Show	Show Day	Show Time
1010 AM Univision	Texans Weekly	Tuesday	6-7 p.m.
Mega 101.1 FM	Texans Pre-Game	Gameday	30 minutes prior to Kickoff
Mega 101.1 FM	Texans Gameday	Gameday	In-Game
Mega 101.1 FM	Texans Post Game	Gameday	Half Hour following each game

TEXANS DIGITAL TV

Website	Show	Show Day	Show Time
HoustonTexans.com	Texans Unlimited	Gameday	45 minutes prior to Kickoff

OTHER PLACES TO SEE & HEAR THE TEXANS

Texans radio affiliates also carry the following Texans shows at various times each week before 11 p.m. that Wednesday.

- Bill O'Brien Show
- Fuddruckers Texans Players Show
- Texans Replay

Additional radio programming in Austin and San Antonio.

Austin – KVET 1300 AM The Zone

- Marc Vandermeer segment every Tuesday at 4:45 p.m.

San Antonio – KZDC 1250 AM ESPN Radio

- Marc Vandermeer segment every Tuesday at 5 p.m.

Stations carrying the Houston Texans "Inside the Game" weekly show that airs live in Houston every Sunday during the season (and possible postseason) from 10:35 p.m. – 11:05 p.m. on KTRK ABC-13.

Station	Airtime
Abilene KXVA FOX 15	Sundays 11–11:30 p.m.
Austin KVUE ABC 24	Mondays 1–1:30 a.m.
Beaumont KJAC NBC 12.2	Sundays 11-11:30 p.m.
Bryan/CS MYTX 23.2	Mondays 5:30-6 p.m.
Midland/Odessa KPEJ FOX 24	Sundays 11-11:30 p.m.
San Angelo KIDY FOX 6	Sundays 11-11:30 p.m.
San Antonio KSAT ABC 12	Sundays 11-11:30 p.m.
Tyler KFXK FOX 51	Sundays 11:30 p.m.–12 a.m.
Waco/Temple MYTX 6.2	Mondays 5:30-6 p.m.

TEXANS ENGLISH TV, RADIO AFFILIATES

HOUSTON TEXANS 2017 TV AFFILIATES

City	Channel	Station (Network)
Houston, TX	13	KTRK (ABC)
Abilene, TX	15	KXVA (FOX)
Austin, TX	24	KVUE (ABC)
Beaumont, TX	6	KFDM (CBS)
Bryan/College Station, TX	23	KAGS (NBC)
Corpus Christi, TX	10	KZTV (CBS)
El Paso, TX	4	KDBC (CBS)
Harlingen, TX	4	KGBT (CBS)
Midland/Odessa, TX	24	KPEJ (FOX)
San Angelo, TX	6	KIDY (FOX)
San Antonio, TX	4	WOAI (NBC)
Tyler, TX	56	KETK (NBC)
Victoria, TX	33	KOZY (Ind.)
Waco, TX	6	KCEN (NBC)

HOUSTON TEXANS 2017 RADIO AFFILIATES

City	Frequency	Call Letters
Abilene, TX	92.5 FM	KMWX
Alpine, TX	1240 AM	KVLF
Amarillo, TX	940 AM	KIXZ
Athens, TX	1410 AM	KLVO
Austin, TX	1300 AM	KVET
Beaumont, TX	1450 / 1510 AM	KIKR / KBED
Big Spring, TX	1400 AM	KBYG
Brenham, TX	1280 AM	KWHI
Bryan, TX	1150 AM	KZNE
Carthage, TX	1590 AM	KGAS
College Station, TX	1150 AM	KZNE
Corpus Christi, TX	1230 AM	KSIX
Crockett, TX	93.5 FM	KBPC
El Campo, TX	1390 AM	KULP
Fredericksburg, TX	107.9 FM	KFAN
Henderson, TX	1470 AM	KWRD
Houston, TX	610 AM / 100.3 FM	KILT-AM/FM
Kerrville, TX	107.9 FM	KFAN
Levelland, TX	1230 AM	KLVT
Liberty, TX	99.9 FM	KSHN
Livingston, TX	92.3 FM	KETX
Lubbock, TX	98.1 FM	KKCL
Lufkin, TX	1260 AM	KSML
Marshall, TX	1450 AM / 103.9 FM	KMHT
McAllen, TX	710 am	KURV
Midland, TX	550 AM	KCRS
Nacogdoches, TX	1260 AM	KSML
Odessa, TX	550 AM	KCRS
Orange, TX	1600 AM	KOGT
Plainview, TX	103.9 FM	KRIA
San Angelo, TX	1260 AM	KKSA
San Antonio, TX	1250 AM / 94.5 FM	KZDC
Shreveport, LA	1130 AM	KWKH
Tyler, TX	1410 AM	KLVO
Victoria, TX	106.9 FM	KLUB
Waco, TX	101.3 FM	KLRK

TEXANS SPANISH RADIO AFFILIATES

HOUSTON TEXANS 2016 SPANISH RADIO AFFILIATES

City	Frequency	Call Letters
El Paso, TX / Cd. Juarez	970 AM	XEJ-AM
Guadalajara	700 AM	XEDKR-AM
Mexico City	690 AM	XEN-AM
Monterrey	1540 AM	XESTN-AM
San Antonio, TX	103.1 FM	KHHL-FM

2017 NFL IMPORTANT DATES

OCTOBER

- 29 NFL London Series, Vikings vs. Browns, Twickenham Stadium.
- 31 All trading ends for 2017 at 4:00 p.m., New York time.

NOVEMBER

- 1 Players with at least four previous pension-credited seasons are subject to the waiver system for the remainder of the regular season and postseason.
- 14 At 4:00 p.m., New York time, signing period ends for Franchise Players who are eligible to receive offer sheets.
- 14 Prior to 4:00 p.m., New York time, deadline for clubs to sign their unsigned Franchise and Transition Players, including Franchise Players who were eligible to receive offer sheets until this date. If still unsigned after this date, such players are prohibited from playing in the NFL in 2017.
- 14 Prior to 4:00 p.m., New York time, deadline for clubs to sign their Unrestricted Free Agents to whom the "May 9 Tender" was made. If still unsigned after this date, such players are prohibited from playing in the NFL in 2017.
- 14 Prior to 4:00 p.m., New York time, deadline for clubs to sign their Restricted Free Agents, including those to whom the "June 1 Tender" was made. If such players remain unsigned after this date, they are prohibited from playing in the NFL in 2017.
- 14 Prior to 4:00 p.m., New York time, deadline for clubs to sign their drafted rookies. If such players remain unsigned after this date, they are prohibited from playing in the NFL in 2017.
- 19 NFL Mexico Series, Patriots vs. Raiders, Estadio Azteca.

DECEMBER

- 13 League Meeting, Irving, Texas.
- 31 Week 17.

2018 - JANUARY

- 1 Earliest permissible date for clubs to renegotiate or extend the rookie contract of a drafted rookie who was selected in any round of the 2015 NFL Draft. Any permissible renegotiated or extended player contract will not be considered a rookie contract, and will not be subject to the rules that limit rookie contracts.
- 1 Option exercise period begins for Fifth-Year Option for First-Round Selections from the 2015 NFL Draft. To exercise the option, the club must give written notice to the player on or after January 1, 2018, but prior to May 3, 2018.
- 6-7 Wild Card Playoffs.
- 7 Assistant coaches under contract to playoff clubs that have byes in the Wild Card weekend may be interviewed for head coaching positions through the conclusion of the Wild Card games.
- 13-14 Divisional Playoffs.
- 14 Assistant coaches under contract to playoff clubs that won their Wild Card games may be interviewed for head coaching positions through the conclusion of Divisional Playoff games.
- 15 Deadline for college players that are underclassmen to apply for special eligibility. A list of players who are accepted into the NFL Draft will be sent to clubs on January 19.
- 20 East-West Shrine Game, Tropicana Field, St. Petersburg, Florida.
- 21 AFC and NFC Championship Games.
- 27 Senior Bowl, Ladd-Peebles Stadium, Mobile, Alabama.
- 28 NFL Pro Bowl, Camping World Stadium, Orlando, Florida.
- 28 An assistant coach, whose team is participating in the Super Bowl, who has previously interviewed for another club's head coaching job may have a second interview with such club no later than the Sunday preceding the Super Bowl.

2018 - February

- 4 Super Bowl LII, U.S. Bank Stadium, Minnesota.

2017 NFL STANDINGS / RESULTS

NFL STANDINGS

AMERICAN FOOTBALL CONFERENCE

East Division

Team	W	L	T	Pct	PF	PA	Home	Away	Conf	Div	Streak
New England Patriots	5	2	0	.714	195	166	2-2-0	3-0-0	2-1-0	1-0-0	Won 3
Buffalo Bills	4	2	0	.667	119	101	3-0-0	1-2-0	2-1-0	1-0-0	Won 1
Miami Dolphins	4	2	0	.667	92	112	2-1-0	2-1-0	3-1-0	1-1-0	Won 3
New York Jets	3	4	0	.429	137	161	2-1-0	1-3-0	3-4-0	1-3-0	Lost 2

North Division

Team	W	L	T	Pct	PF	PA	Home	Away	Conf	Div	Streak
Pittsburgh Steelers	5	2	0	.714	147	116	2-1-0	3-1-0	4-1-0	3-0-0	Won 2
Baltimore Ravens	3	4	0	.429	130	148	1-2-0	2-2-0	3-2-0	2-1-0	Lost 2
Cincinnati Bengals	2	4	0	.333	98	112	1-2-0	1-2-0	2-3-0	1-2-0	Lost 1
Cleveland Browns	0	7	0	.000	103	169	0-4-0	0-3-0	0-7-0	0-3-0	Lost 7

South Division

Team	W	L	T	Pct	PF	PA	Home	Away	Conf	Div	Streak
Tennessee Titans	4	3	0	.571	158	173	2-1-0	2-2-0	3-3-0	2-1-0	Won 2
Jacksonville Jaguars	4	3	0	.571	183	110	1-2-0	3-1-0	4-2-0	2-1-0	Won 1
Houston Texans	3	3	0	.500	177	147	2-2-0	1-1-0	3-3-0	1-1-0	Won 1
Indianapolis Colts	2	5	0	.286	119	222	2-2-0	0-3-0	1-2-0	0-2-0	Lost 2

West Division

Team	W	L	T	Pct	PF	PA	Home	Away	Conf	Div	Streak
Kansas City Chiefs	5	2	0	.714	207	161	2-1-0	3-1-0	3-2-0	1-1-0	Lost 2
Denver Broncos	3	3	0	.500	108	118	3-1-0	0-2-0	2-2-0	2-1-0	Lost 2
Los Angeles Chargers	3	4	0	.429	137	131	1-3-0	2-1-0	2-3-0	2-2-0	Won 3
Oakland Raiders	3	4	0	.429	155	156	2-2-0	1-2-0	3-3-0	1-2-0	Won 1

NATIONAL FOOTBALL CONFERENCE

East Division

Team	W	L	T	Pct	PF	PA	Home	Away	Conf	Div	Streak
Philadelphia Eagles	6	1	0	.857	199	146	3-0-0	3-1-0	5-0-0	3-0-0	Won 5
Dallas Cowboys	3	3	0	.500	165	142	1-2-0	2-1-0	3-2-0	1-0-0	Won 1
Washington Redskins	3	3	0	.500	141	147	2-1-0	1-2-0	2-2-0	0-2-0	Lost 1
New York Giants	1	6	0	.143	112	156	0-3-0	1-3-0	0-5-0	0-2-0	Lost 1

North Division

Team	W	L	T	Pct	PF	PA	Home	Away	Conf	Div	Streak
Minnesota Vikings	5	2	0	.714	146	119	4-1-0	1-1-0	4-1-0	2-1-0	Won 3
Green Bay Packers	4	3	0	.571	164	161	3-1-0	1-2-0	3-3-0	1-1-0	Lost 2
Detroit Lions	3	3	0	.500	161	149	1-2-0	2-1-0	3-3-0	1-0-0	Lost 2
Chicago Bears	3	4	0	.429	122	151	2-2-0	1-2-0	1-4-0	0-2-0	Won 2

South Division

Team	W	L	T	Pct	PF	PA	Home	Away	Conf	Div	Streak
New Orleans Saints	4	2	0	.667	171	133	1-1-0	3-1-0	3-1-0	1-0-0	Won 4
Carolina Panthers	4	3	0	.571	131	139	1-2-0	3-1-0	2-3-0	0-1-0	Lost 2
Atlanta Falcons	3	3	0	.500	128	132	1-2-0	2-1-0	3-0-0	0-0-0	Lost 3
Tampa Bay Buccaneers	2	4	0	.333	145	151	2-1-0	0-3-0	2-2-0	0-0-0	Lost 3

West Division

Team	W	L	T	Pct	PF	PA	Home	Away	Conf	Div	Streak
Los Angeles Rams	5	2	0	.714	212	138	2-2-0	3-0-0	3-2-0	2-1-0	Won 2
Seattle Seahawks	4	2	0	.667	134	94	2-0-0	2-2-0	3-1-0	2-0-0	Won 3
Arizona Cardinals	3	4	0	.429	119	191	2-1-0	1-3-0	2-4-0	1-1-0	Lost 1
San Francisco 49ers	0	7	0	.000	123	186	0-3-0	0-4-0	0-6-0	0-3-0	Lost 7

NFL WEEK 7 RESULTS

THURSDAY, OCTOBER 19

Kansas City Chiefs	30
Oakland Raiders	31

SUNDAY, OCTOBER 22

Tampa Bay Buccaneers	27
Buffalo Bills	30

Carolina Panthers	3
Chicago Bears	17

Tennessee Titans	12
Cleveland Browns	9

New Orleans Saints	26
Green Bay Packers	17

Jacksonville Jaguars	27
Indianapolis Colts	0

Arizona Cardinals	0
Los Angeles Rams	33

New York Jets	28
Miami Dolphins	31

Baltimore Ravens	16
Minnesota Vikings	24

Dallas Cowboys	40
San Francisco 49ers	10

Seattle Seahawks	24
New York Giants	7

Cincinnati Bengals	14
Pittsburgh Steelers	29

Denver Broncos	0
Los Angeles Chargers	21

Atlanta Falcons	7
New England Patriots	23

MONDAY, OCTOBER 23

Washington Redskins	24
Philadelphia Eagles	34

BYE WEEK

Houston Texans	
Detroit Lions	

HOW THE TEXANS WERE BUILT

Year	NFL Draft (31)	Trades (1)	Free Agents (39)
2008 8-8 3rd, AFC South	T Duane Brown (1)		
2009 9-7 2nd, AFC South	ILB Brian Cushing (1) (R/SUS)		
2010 6-10 3rd, AFC South	CB Kareem Jackson (1)		LS Jon Weeks (FA)
2011 10-6 AFC South Champions	DE J.J. Watt (1) (IR) T Derek Newton (7a) (R/PUP)		CB Johnathan Joseph (UFA-CIN)
2012 12-4 AFC South Champions	OLB Whitney Mercilus (1) (IR)		S Eddie Pleasant (CFA)
2013 2-14 4th, AFC South	WR DeAndre Hopkins (1) G David Quessenberry (6a) (PS) TE Ryan Griffin (6d)		P Shane Lechler (UFA-OAK)
2014 9-7 2nd, AFC South	OLB/DE Jadeveon Clowney (1) G Xavier Su'a-Filo (2) TE C.J. Fiedorowicz (3a) (IR) QB Tom Savage (4) RB Alfred Blue (6b) FB Jay Prosch (6c) S Andre Hal (7a)		
2015 9-7 AFC South Champions	CB Kevin Johnson (1) ILB Bernardrick McKinney (2) DE Christian Covington (6b)	T Chris Clark (DEN)	S Kurtis Drummond (CFA) NT Brandon Dunn (FA) T Kendall Lamm (CFA) C Greg Mancz (CFA) S Corey Moore (CFA) ILB Brian Peters (FA) G Chad Slade (CFA) (PS)
2016 9-7 AFC South Champions	WR Will Fuller V (1) C Nick Martin (2) WR Braxton Miller (3) RB Tyler Ervin (4) (IR) NT D.J. Reader (5b)		G Jeff Allen (UFA-KC) TE Stephen Anderson (CFA) K Ka'imi Fairbairn (CFA) DE Joel Heath (CFA) OLB Ufomba Kamalu (CFA) RB Lamar Miller (UFA-MIA) OLB Brennan Scarlett (CFA)
2017	QB Deshaun Watson (1) ILB Zach Cunningham (2) RB D'Onta Foreman (3) T Julián Davenport (4a) DE Carlos Watkins (4b) CB Treston Decoud (5) G Kyle Fuller (7)		CB Marcus Burley (FA) ILB Dylan Cole (CFA) WR Bruce Ellington (FA) T Breno Giacomini (FA) ILB Kennan Gilchrist (FA) (PS) S Marcus Gilchrist (FA) DE Matthew Godin (CFA) (IR) WR Deanté Gray (CFA) (IR) WR Cobi Hamilton (FA) (PS) ILB Ben Heeney (W-NO) OLB Lamarr Houston (FA) G Dorian Johnson (FA) CB Bryce Jones (CFA) (PS) DE Kendall Langford (FA) OLB LaTroy Lewis (FA) (PS) OLB Gimel President (CFA) (PS) TE MyCole Pruitt (FA) (PS) RB Jordan Todman (FA) WR Chris Thompson (CFA) CB Dee Virgin (CFA) (PS) CB Marcus Williams (W-NYJ)

ROSTER BY POSITION

OFFENSE

QUARTERBACKS (2)

3	Tom Savage	QB	6-4	230	4	Pittsburgh
4	Desh Shaun Watson	QB	6-3	215	R	Clemson

WIDE RECEIVERS (7)

10	DeAndre Hopkins	WR	6-1	210	5	Clemson
12	Bruce Ellington	WR	5-9	200	4	South Carolina
13	Braxton Miller	WR	6-2	215	2	Ohio State
14	Chris Thompson	WR	6-0	170	R	Florida
15	Will Fuller V	WR	6-0	185	2	Notre Dame
16	Deanté Gray (IR)	WR	5-10	185	R	Texas Christian
17	Cobi Hamilton (PS)	WR	6-2	200	2	Arkansas

RUNNING BACKS / FULLBACKS (6)

22	Jordan Todman	RB	5-10	200	5	Connecticut
26	Lamar Miller	RB	5-10	225	6	Miami (Fla.)
27	D'Onta Foreman	RB	6-0	235	R	Texas
28	Alfred Blue	RB	6-2	225	4	LSU
45	Jay Prosch	FB	6-1	255	4	Auburn
34	Tyler Ervin (IR)	RB	5-10	180	2	San Jose State

TIGHT ENDS (4)

84	Ryan Griffin	TE	6-6	255	5	Connecticut
89	Stephen Anderson	TE	6-3	230	2	California
85	MyCole Pruitt (PS)	TE	6-2	260	2	Southern Illinois
87	C.J. Fiedorowicz (IR)	TE	6-5	265	4	Iowa

OFFENSIVE LINE (14)

61	Kyle Fuller	G	6-5	315	R	Baylor
63	Kendall Lamm	T	6-6	305	3	Appalachian State
64	Dorian Johnson	G	6-5	305	R	Pittsburgh
65	Greg Mancz	C	6-4	300	3	Toledo
66	Nick Martin	C	6-5	300	2	Notre Dame
68	Breno Giacomini	T	6-7	320	10	Louisville
70	Julién Davenport	T	6-7	315	R	Bucknell
71	Xavier Su'a-Filo	G	6-4	310	4	UCLA
74	Chris Clark	T	6-5	305	8	Southern Mississippi
76	Duane Brown	T	6-4	305	10	Virginia Tech
79	Jeff Allen	G	6-4	305	6	Illinois
62	Chad Slade (PS)	G	6-5	315	2	Auburn
72	Derek Newton (R/PUP)	T	6-6	315	7	Arkansas State
77	David Quessenberry (PS)	G	6-5	310	1	San Jose State

DEFENSE

DEFENSIVE LINE (8)

91	Carlos Watkins	DE	6-3	305	R	Clemson
92	Brandon Dunn	NT	6-2	300	2	Louisville
93	Joel Heath	DE	6-6	295	2	Michigan State
95	Christian Covington	DE	6-2	290	3	Rice
96	Kendall Langford	DE	6-6	305	10	Hampton
98	D.J. Reader	NT	6-3	325	2	Clemson
69	Matthew Godin (IR)	DE	6-6	295	R	Michigan
99	J.J. Watt (IR)	DE	6-5	290	7	Wisconsin

LINEBACKERS (14)

41	Zach Cunningham	ILB	6-4	230	R	Vanderbilt
50	Ben Heeney	ILB	6-0	230	3	Kansas
51	Dylan Cole	ILB	6-1	240	R	Missouri State
52	Brian Peters	ILB	6-4	235	3	Northwestern
55	Benardrick McKinney	ILB	6-4	250	3	Mississippi State
57	Brennan Scarlett	OLB	6-4	265	2	Stanford
58	Lamar Houston	OLB	6-3	275	8	Texas
90	Jadeveon Clowney	OLB/DE6-5	6-5	270	4	South Carolina
94	Ufomba Kamalu	OLB	6-6	300	2	Miami (Fla.)
47	Kennan Gilchrist (PS)	ILB	6-1	230	R	Appalachian State
53	Gimel President (PS)	OLB	6-4	275	R	Illinois
54	LaTroy Lewis (PS)	OLB	6-3	255	R	Tennessee
56	Brian Cushing (R/SUS)	ILB	6-3	250	9	Southern California
59	Whitney Mercilus (IR)	OLB	6-4	260	6	Illinois

SECONDARY (13)

20	Marcus Burley	CB	5-10	190	4	Delaware
21	Marcus Gilchrist	S	5-10	200	7	Clemson
23	Kurtis Drummond	S	6-1	210	3	Michigan State
24	Johnathan Joseph	CB	5-11	190	12	South Carolina
25	Kareem Jackson	CB	5-10	190	8	Alabama
29	Andre Hal	S	5-10	190	4	Vanderbilt
30	Kevin Johnson	CB	6-0	190	3	Wake Forest
31	Treston Decoud	CB	6-3	210	R	Oregon State
35	Eddie Pleasant	S	5-10	210	5	Oregon
43	Corey Moore	S	6-2	205	2	Georgia
40	Marcus Williams	CB	5-11	195	4	North Dakota State
32	Dee Virgin (PS)	CB	5-10	205	R	West Alabama
37	Bryce Jones (PS)	CB	6-0	180	R	Akron

SPECIAL TEAMS

SPECIALISTS (3)

7	Ka'imi Fairbairn	K	6-0	190	2	UCLA
9	Shane Lechler	P	6-2	240	18	Texas A&M
46	Jon Weeks	LS	5-10	250	8	Baylor

ALPHA ROSTER (as of Oct. 23)

NO.	NAME	POS	HT	WT	AGE	NFL EXP	COLLEGE	HOMETOWN	2017 Season	
									GP	GS-DNP-IA
79	Allen, Jeff	G	6-4	305	27	6	Illinois	Chicago, Ill.	4-4-0-2	
89	Anderson, Stephen	TE	6-3	230	24	2	California	San Jose, Calif.	5-2-0-1	
28	Blue, Alfred	RB	6-2	225	26	4	LSU	Boutte, La.	3-0-0-3	
20	Burley, Marcus	CB	5-10	190	27	4	Delaware	Richmond, Va.	5-0-0-1	
74	Clark, Chris	T	6-5	305	32	8	Southern Mississippi	New Orleans, La.	6-5-0-0	
90	Clowney, Jadeveon	OLB/DE	6-5	270	24	4	South Carolina	Rock Hill, S.C.	6-6-0-0	
51	Cole, Dylan	ILB	6-1	240	23	R	Missouri State	Springfield, Mo.	6-1-0-0	
95	Covington, Christian	DE	6-2	290	24	3	Rice	Vancouver, B.C., Canada	6-1-0-0	
41	Cunningham, Zach	ILB	6-4	230	22	R	Vanderbilt	Pinson, Ala.	6-4-0-0	
70	Davenport, Julián	T	6-7	315	22	R	Bucknell	Paulsboro, N.J.	5-1-0-1	
31	Decoud, Treston	CB	6-3	210	24	R	Oregon State	Covington, La.	4-0-0-2	
23	Drummond, Kurtis	S	6-1	210	25	3	Michigan State	Masury, Ohio	5-0-0-0	
92	Dunn, Brandon	NT	6-2	300	25	2	Louisville	Louisville, Ky.	6-0-0-0	
12	Ellington, Bruce	WR	5-9	200	26	4	South Carolina	Moncks Corner, S.C.	5-3-0-1	
7	Fairbairn, Ka'imi	K	6-0	190	23	2	UCLA	Kailua, Hawaii	6-0-0-0	
27	Foreman, D'Onta	RB	6-0	235	21	R	Texas	Texas City, Texas	6-0-0-0	
15	Fuller V, Will	WR	6-0	185	23	2	Notre Dame	Philadelphia, Pa.	3-3-0-3	
61	Fuller, Kyle	G	6-5	315	23	R	Baylor	Wylie, Texas	3-1-0-3	
68	Giacomini, Breno	S	6-7	320	32	10	Louisville	Malden, Mass.	6-6-0-0	
21	Gilchrist, Marcus	T	5-10	200	28	7	Clemson	High Point, N.C.	6-3-0-0	
84	Griffin, Ryan	TE	6-6	255	27	5	Connecticut	Londonderry, N.H.	5-5-0-1	
29	Hal, Andre	S	5-10	190	25	4	Vanderbilt	Port Allen, La.	6-6-0-0	
93	Heath, Joel	DE	6-6	295	24	2	Michigan State	Cincinnati, Ohio	6-5-0-0	
50	Heeney, Ben	ILB	6-0	230	24	3	Kansas	Overland Park, Kan.	0-0-0-2	
10	Hopkins, DeAndre	WR	6-1	210	25	5	Clemson	Central, S.C.	6-6-0-0	
58	Houston, Lamarr	OLB	6-3	275	30	8	Texas	San Francisco, Calif.	1-0-0-0	
25	Jackson, Kareem	CB	5-10	190	29	8	Alabama	Macon, Ga.	6-4-0-0	
64	Johnson, Dorian	G	6-5	305	23	R	Pittsburgh	Belle Vernon, Pa.	0-0-0-1	
30	Johnson, Kevin	CB	6-0	190	25	3	Wake Forest	Clarksville, Md.	2-2-0-4	
24	Joseph, Johnathan	CB	5-11	190	33	12	South Carolina	Rock Hill, S.C.	6-6-0-0	
94	Kamalu, Ufomba	OLB	6-6	300	24	2	Miami (Fla.)	Fayetteville, Ga.	2-0-2-2	
63	Lamm, Kendall	T	6-6	305	25	3	Appalachian State	Charlotte, N.C.	5-1-0-1	
96	Langford, Kendall	DE	6-6	305	31	10	Hampton	Petersburg, Va.	0-0-0-1	
9	Lechler, Shane	P	6-2	240	41	18	Texas A&M	East Bernard, Texas	6-0-0-0	
65	Mancz, Greg	C	6-4	300	25	3	Toledo	Cincinnati, Ohio	3-2-2-1	
66	Martin, Nick	C	6-5	300	24	2	Notre Dame	Indianapolis, Ind.	6-6-0-0	
55	McKinney, Benardrick	ILB	6-4	250	24	3	Mississippi State	Tunica, Miss.	6-6-0-0	
13	Miller, Braxton	WR	6-2	215	24	2	Ohio State	Springfield, Ohio	4-1-0-2	
26	Miller, Lamar	RB	5-10	225	26	6	Miami (Fla.)	Miami, Fla.	6-6-0-0	
43	Moore, Corey	S	6-2	205	24	2	Georgia	Griffin, Ga.	5-3-0-1	
52	Peters, Brian	ILB	6-4	235	28	3	Northwestern	Pickerington, Ohio	6-0-0-0	
35	Pleasant, Eddie	S	5-10	210	28	5	Oregon	Compton, Calif.	6-0-0-0	
45	Prosch, Jay	FB	6-1	255	25	4	Auburn	Mobile, Ala.	6-1-0-0	
98	Reader, D.J.	NT	6-3	325	23	2	Clemson	Greensboro, N.C.	6-6-0-0	
3	Savage, Tom	QB	6-4	230	27	4	Pittsburgh	Springfield, Pa.	2-1-4-0	
57	Scarlett, Brennan	OLB	6-4	265	24	2	Stanford	Portland, Ore.	6-1-0-0	
71	Su'a-Filo, Xavier	G	6-4	310	26	4	UCLA	American Fork, Utah	6-6-0-0	
14	Thompson, Chris	WR	6-0	170	23	R	Florida	Gainesville, Fla.	3-0-0-0	
22	Todman, Jordan	RB	5-10	200	27	5	Connecticut	North Dartmouth, Mass.	5-0-0-1	
91	Watkins, Carlos	DE	6-3	305	23	R	Clemson	Mooresboro, N.C.	2-0-1-3	
4	Watson, Deshaun	QB	6-3	215	22	R	Clemson	Gainesville, Ga.	6-5-0-0	
46	Weeks, Jon	LS	5-10	250	31	8	Baylor	Bethpage, N.Y.	6-0-0-0	
40	Williams, Marcus	CB	5-11	195	26	4	North Dakota State	Minneapolis, Minn.	1-0-0-0	

Active/Roster Exemption (1)

76	Brown, Duane	T	6-4	305	32	10	Virginia Tech	Richmond, Va.	0-0-0-0
----	--------------	---	-----	-----	----	----	---------------	---------------	---------

Reserve/Injured (6)

34	Ervin, Tyler	RB	5-10	180	24	2	San Jose State	San Bernardino, Calif.	4-0-0-0
87	Fedorowicz, C.J.	TE	6-5	265	26	4	Iowa	Johnsburg, Ill.	1-1-0-0
69	Godin, Matthew	DE	6-6	295	24	R	Michigan	Novi, Mich.	0-0-0-0
16	Gray, Deanté	WR	5-10	185	23	R	Texas Christian	Houston, Texas	0-0-0-0
59	Mercilus, Whitney	OLB	6-4	260	27	6	Illinois	Akron, Ohio	5-5-0-0
99	Watt, J.J.	DE	6-5	290	28	7	Wisconsin	Pewaukee, Wis.	5-5-0-0

Reserve/PUP (1)

72	Newton, Derek	T	6-6	315	29	7	Arkansas State	Ulica, Miss.	0-0-0-0
----	---------------	---	-----	-----	----	---	----------------	--------------	---------

Reserve/Suspended (1)

56	Cushing, Brian	ILB	6-3	250	30	9	Southern California	Park Ridge, N.J.	1-1-0-0
----	----------------	-----	-----	-----	----	---	---------------------	------------------	---------

Practice Squad (9)

47	Gilchrist, Kennan	ILB	6-1	230	23	R	Appalachian State	Abbeville, S.C.	0-0-0-0
17	Hamilton, Cobi	WR	6-2	200	26	2	Arkansas	Texarkana, Texas	0-0-0-0
37	Jones, Bryce	CB	6-0	180	23	R	Akron	University Heights, Ohio	0-0-0-0
54	Lewis, LaTroy	OLB	6-3	255	23	R	Tennessee	Akron, Ohio	0-0-0-0
53	President, Gimel	OLB	6-4	275	24	R	Illinois	Mt. Pleasant, S.C.	0-0-0-0
85	Pruitt, MyCole	TE	6-2	260	25	2	Southern Illinois	South Bend, Ind.	0-0-0-0
77	Quessenberry, David	G	6-5	310	27	1	San Jose State	Encinitas, Calif.	0-0-0-0
62	Slade, Chad	G	6-5	315	25	2	Auburn	Moody, Ala.	0-0-0-0
32	Virgin, Dee	CB	5-10	205	23	R	West Alabama	Donalsonville, Ga.	0-0-0-0

COACHING ROSTER

COACH	POSITION
Bill O'Brien	Head Coach
Romeo Crennel	Assistant Head Coach/Defense
Mike Vrabel	Defensive Coordinator
Larry Izzo	Special Teams Coordinator
Brian Bell	Asst. Strength & Conditioning
Jim Bernhardt	Director of Football Research
Shane Bowen	Defensive Assistant
John Butler	Secondary
Doug Colman	Asst. Special Teams Coordinator
Mike Devlin	Offensive Line
Craig Fitzgerald	Head Strength and Conditioning
Ian Jones	Asst. Strength & Conditioning
Tim Kelly	Tight Ends
Bobby King	Linebackers
Will Lawing	Offensive Asst./Offensive Line
Charles London	Running Backs
Anthony Midget	Assistant Secondary
Pat O'Hara	Offensive Asst./Quarterbacks
John Perry	Wide Receivers
Sean Ryan	Quarterbacks
Anthony Weaver	Defensive Line
Wes Welker	Offensive/Special Teams Asst.

PRONUNCIATION GUIDE

PLAYER	
Jadeveon Clowney	juh-DEV-ee-on
Julián Davenport	jew-lee-OWN
Treston Decoud	DAY-coo
Ka'imi Fairbairn	kai-EE-me FAIR-bairn
C.J. Fiedorowicz	feh-DOR-uh-wits
D'Onta Foreman	dee-ON-tay
Breno Giacomini	BREN-oh JAH-cuh-MEE-nee
Matthew Godin	GO-din
DeAndre Hopkins	dee-ANDRE
Ufomba Kamalu	ooh-FOM-ba ka-MA-lu
Greg Mancz	MANTS
Whitney Mercilus	MER-sih-lus
Gimel President	juh-MEEL
Jay Prosch	PRAWSH
David Quessenberry	KWESS-en-berry
Xavier Su'a-Filo	soo-ah-FEE-low

PARTICIPATION KEY

GP	Games Played
GS	Games Started
DNP	Did Not Play
IA	Inactive

NUMERIC ROSTER (as of Oct. 23)

NO.	NAME	POS	HT	WT	AGE	NFL EXP	COLLEGE	HOMETOWN	HOW ACQUIRED
3	Tom Savage	QB	6-4	230	27	4	Pittsburgh	Springfield, Pa.	D4-'14
4	Deshawn Watson	QB	6-3	215	22	R	Clemson	Gainesville, Ga.	D1-'17
7	Ka'imi Fairbairn	K	6-0	190	23	2	UCLA	Kailua, Hawaii	CFA-'16
9	Shane Lechler	P	6-2	240	41	18	Texas A&M	East Bernard, Texas	UFA-'13 (OAK)
10	DeAndre Hopkins	WR	6-1	210	25	5	Clemson	Central, S.C.	D1-'13
12	Bruce Ellington	WR	5-9	200	26	4	South Carolina	Moncks Corner, S.C.	FA-'17
13	Braxton Miller	WR	6-2	215	24	2	Ohio State	Springfield, Ohio	D3-'16
14	Chris Thompson	WR	6-0	170	23	R	Florida	Gainesville, Fla.	CFA-'17
15	Will Fuller V	WR	6-0	185	23	2	Notre Dame	Philadelphia, Pa.	D1-'16
20	Marcus Burley	CB	5-10	190	27	4	Delaware	Richmond, Va.	FA-'17
21	Marcus Gilchrist	S	5-10	200	28	7	Clemson	High Point, N.C.	FA-'17
22	Jordan Todman	RB	5-10	200	27	5	Connecticut	North Dartmouth, Mass.	FA-'17
23	Kurtis Drummond	S	6-1	210	25	3	Michigan State	Masury, Ohio	CFA-'15
24	Johnathan Joseph	CB	5-11	190	33	12	South Carolina	Rock Hill, S.C.	UFA-'11 (CIN)
25	Kareem Jackson	CB	5-10	190	29	8	Alabama	Macon, Ga.	D1-'10
26	Lamar Miller	RB	5-10	225	26	6	Miami (Fla.)	Miami, Fla.	UFA-'16 (MIA)
27	D'Onta Foreman	RB	6-0	235	21	R	Texas	Texas City, Texas	D3-'17
28	Alfred Blue	RB	6-2	225	26	4	LSU	Boutte, La.	D6b-'14
29	Andre Hal	S	5-10	190	25	4	Vanderbilt	Port Allen, La.	D7a-'14
30	Kevin Johnson	CB	6-0	190	25	3	Wake Forest	Clarksville, Md.	D1-'15
31	Treston Decoud	CB	6-3	210	24	R	Oregon State	Covington, La.	D5-'17
35	Eddie Pleasant	S	5-10	210	28	5	Oregon	Compton, Calif.	CFA-'12
40	Marcus Williams	CB	5-11	195	26	4	North Dakota State	Minneapolis, Minn.	W-'17 (NYJ)
41	Zach Cunningham	ILB	6-4	230	22	R	Vanderbilt	Pinson, Ala.	D2-'17
43	Corey Moore	S	6-2	205	24	2	Georgia	Griffin, Ga.	CFA-'15
45	Jay Prosch	FB	6-1	255	25	4	Auburn	Mobile, Ala.	D6c-'14
46	Jon Weeks	LS	5-10	250	31	8	Baylor	Bethpage, N.Y.	FA-'10
50	Ben Heeney	ILB	6-0	230	24	3	Kansas	Overland Park, Kan.	W-'17 (NO)
51	Dylan Cole	ILB	6-1	240	23	R	Missouri State	Springfield, Mo.	CFA-'17
52	Brian Peters	ILB	6-4	235	28	3	Northwestern	Pickerington, Ohio	FA-'15
55	Benardrick McKinney	ILB	6-4	250	24	3	Mississippi State	Tunica, Miss.	D2-'15
57	Brennan Scarlett	OLB	6-4	265	24	2	Stanford	Portland, Ore.	CFA-'16
58	Lamar Houston	OLB	6-3	275	30	8	Texas	San Francisco, Calif.	FA-'17
61	Kyle Fuller	G	6-5	315	23	R	Baylor	Wylie, Texas	D7-'17
63	Kendall Lamm	T	6-6	305	25	3	Appalachian State	Charlotte, N.C.	CFA-'15
64	Dorian Johnson	G	6-5	305	23	R	Pittsburgh	Belle Vernon, Pa.	FA-'17
65	Greg Mancz	C	6-4	300	25	3	Toledo	Cincinnati, Ohio	CFA-'15
66	Nick Martin	C	6-5	300	24	2	Notre Dame	Indianapolis, Ind.	D2-'16
68	Breno Giacomini	T	6-7	320	32	10	Louisville	Malden, Mass.	FA-'17
70	Juliën Davenport	T	6-7	315	22	R	Bucknell	Paulsboro, N.J.	D4a-'17
71	Xavier Su'a-Filo	G	6-4	310	26	4	UCLA	American Fork, Utah	D2-'14
74	Chris Clark	T	6-5	305	32	8	Southern Mississippi	New Orleans, La.	T-'15 (DEN)
79	Jeff Allen	G	6-4	305	27	6	Illinois	Chicago, Ill.	UFA-'16 (KC)
84	Ryan Griffin	TE	6-6	255	27	5	Connecticut	Londonderry, N.H.	D6d-'13
89	Stephen Anderson	TE	6-3	230	24	2	California	San Jose, Calif.	CFA-'16
90	Jadeveon Clowney	OLB/DE	6-5	270	24	4	South Carolina	Rock Hill, S.C.	D1-'14
91	Carlos Watkins	DE	6-3	305	23	R	Clemson	Mooresboro, N.C.	D4b-'17
92	Brandon Dunn	NT	6-2	300	25	2	Louisville	Louisville, Ky.	FA-'15
93	Joel Heath	DE	6-6	295	24	2	Michigan State	Cincinnati, Ohio	CFA-'16
94	Ufomba Kamalu	OLB	6-6	300	24	2	Miami (Fla.)	Fayetteville, Ga.	CFA-'16
95	Christian Covington	DE	6-2	290	24	3	Rice	Vancouver, BC, Canada	D6b-'15
96	Kendall Langford	DE	6-6	305	31	10	Hampton	Petersburg, Va.	FA-'17
98	D.J. Reader	NT	6-3	325	23	2	Clemson	Greensboro, N.C.	D5b-'16
Active/Roster Exemption (1)									
76	Duane Brown	T	6-4	305	32	10	Virginia Tech	Richmond, Va.	D1-'08
Reserve/Injured (6)									
16	Deanté Gray	WR	5-10	185	23	R	Texas Christian	Houston, Texas	CFA-'17
34	Tyler Ervin	RB	5-10	180	24	2	San Jose State	San Bernardino, Calif.	D4-'16
59	Whitney Mercilus	OLB	6-4	260	27	6	Illinois	Akron, Ohio	D1-'12
69	Matthew Godin	DE	6-6	295	24	R	Michigan	Novi, Mich.	CFA-'17
87	C.J. Fiedorowicz	TE	6-5	265	26	4	Iowa	Johnsburg, Ill.	D3a-'14
99	J.J. Watt	DE	6-5	290	28	7	Wisconsin	Pewaukee, Wis.	D1-'11
Reserve/PUP (1)									
72	Derek Newton	T	6-6	315	29	7	Arkansas State	Ulita, Miss.	D7a-'11
Reserve/Suspended (1)									
56	Brian Cushing	ILB	6-3	250	30	9	Southern California	Park Ridge, N.J.	D1-'09
Practice Squad (9)									
17	Cobi Hamilton	WR	6-2	200	26	2	Arkansas	Texarkana, Texas	FA-'17
32	Dee Virgin	CB	5-10	205	23	R	West Alabama	Donalsonville, Ga.	CFA-'17
37	Bryce Jones	CB	6-0	180	23	R	Akron	University Heights, Ohio	CFA-'17
47	Kennan Gilchrist	ILB	6-1	230	23	R	Appalachian State	Abbeville, S.C.	FA-'17
53	Gimel President	OLB	6-4	275	24	R	Illinois	Mt. Pleasant, S.C.	CFA-'17
54	LaTroy Lewis	OLB	6-3	255	23	R	Tennessee	Akron, Ohio	FA-'17
62	Chad Slade	G	6-5	315	25	2	Auburn	Moody, Ala.	CFA-'15
77	David Quessenberry	G	6-5	310	27	1	San Jose State	Encinitas, Calif.	D6a-'13
85	MyCole Pruitt	TE	6-2	260	25	2	Southern Illinois	South Bend, Ind.	FA-'17

COACHING ROSTER

COACH	POSITION
Bill O'Brien	Head Coach
Romeo Crennel	Assistant Head Coach/Defense
Mike Vrabel	Defensive Coordinator
Larry Izzo	Special Teams Coordinator
Brian Bell	Asst. Strength & Conditioning
Jim Bernhardt	Director of Football Research
Shane Bowen	Defensive Assistant
John Butler	Secondary
Doug Colman	Asst. Special Teams Coordinator
Mike Devlin	Offensive Line
Craig Fitzgerald	Head Strength and Conditioning
Ian Jones	Asst. Strength & Conditioning
Tim Kelly	Tight Ends
Bobby King	Linebackers
Will Lawing	Offensive Asst./Offensive Line
Charles London	Running Backs
Anthony Midget	Assistant Secondary
Pat O'Hara	Offensive Asst./Quarterbacks
John Perry	Wide Receivers
Sean Ryan	Quarterbacks
Anthony Weaver	Defensive Line
Wes Welker	Offensive/Special Teams Asst.

PRONUNCIATION GUIDE

PLAYER	PRONUNCIATION
Jadeveon Clowney	juh-DEV-ee-on
Juliën Davenport	jew-lee-OWN
Treston Decoud	DAY-coo
Ka'imi Fairbairn	kai-EE-me FAIR-bairn
C.J. Fiedorowicz	feh-DOR-uh-wits
D'Onta Foreman	dee-ON-tay
Breno Giacomini	BREN-oh JAH-cuh-MEE-nee
Matthew Godin	GO-din
DeAndre Hopkins	dee-ANDRE
Ufomba Kamalu	ooh-FOM-ba ka-MA-lu
Greg Mancz	MANTS
Whitney Mercilus	MER-sih-lus
Gimel President	juh-MEEL
Jay Prosch	PRAWSH
David Quessenberry	KWESS-en-berry
Xavier Su'a-Filo	soo-ah-FEE-low

HOW ACQUIRED KEY

CFA	College Free Agent
D	Draft Pick
FA	Free Agent
T	Trade
UFA	Unrestricted Free Agent
W	Waivers
0	Previous Team

2017 TEXANS TRANSACTIONS

JANUARY

- 2 Signed P **Cory Carter** to a reserve/future contract.
- 16 Signed eight players to reserve/future contracts: TE **RaShaun Allen**, NT **Brandon Dunn**, T **Laurence Gibson**, RB **Kenny Hilliard**, WR **Tevin Jones**, OLB **Eric Lee**, ILB **Shakeel Rashad** and G **Chad Slade**.
- 16 Mutually parted ways with Offensive Coordinator **George Godsey**.
- 30 Announced the 2017 assistant coaching staff: **Romeo Crennel** - Assistant Head Coach/Defense; **Mike Vrabel** - Defensive Coordinator; **Larry Izzo** - Special Teams Coordinator; **Brian Bell** - Assistant Strength & Conditioning; **Jim Bernhardt** - Director of Football Research; **Shane Bowen** - Defensive Assistant; **John Butler** - Secondary; **Doug Colman** - Assistant Special Teams Coordinator; **Mike Devlin** - Offensive Line; **Craig Fitzgerald** - Head Strength and Conditioning; **Ian Jones** - Assistant Strength & Conditioning; **Tim Kelly** - Tight Ends; **Bobby King** - Linebackers; **Will Lawing** - Offensive Assistant/Offensive Line; **Charles London** - Running Backs; **Anthony Midget** - Assistant Secondary; **Pat O'Hara** - Offensive Assistant/Quarterbacks; **John Perry** - Wide Receivers; **Sean Ryan** - Quarterbacks; **Anthony Weaver** - Defensive Line; **Wes Welker** - Offensive/Special Teams Assistant.

MARCH

- 9 Traded QB **Brock Osweiler** to the Cleveland Browns. Terms of the trade were not disclosed.
- 9 Re-signed unrestricted free agents P **Shane Lechler** and K **Nick Novak**.
- 13 Re-signed unrestricted free agent TE **Ryan Griffin**.

APRIL

- 13 Released C **Tony Bergstrom** and waived OLB **Gerald Rivers**.
- 19 Signed unrestricted free agent WR **Andre Johnson**.
- 20 Placed WR **Andre Johnson** on Reserve/Retired.
- 27 Selected QB **Deshaun Watson** in the first round of the 2017 NFL Draft.
- 28 Selected ILB **Zach Cunningham** in the second round and RB **D'Onta Foreman** in the third round of the 2017 NFL Draft.
- 29 Selected T **Julián Davenport** and DE **Carlos Watkins** in the fourth round, CB **Treston Decoud** in the fifth round and G **Kyle Fuller** in the seventh round of the 2017 NFL Draft.

MAY

- 12 Claimed CB **Marcus Roberson** off waivers.
- 12 Placed T **Derek Newton** on Reserve/Physically Unable to Perform.
- 12 Signed ILB **Zach Cunningham**, T **Julián Davenport**, CB **Treston Decoud**, G **Kyle Fuller**, DE **Carlos Watkins** and QB **Deshaun Watson** as draft picks.
- 12 Signed NT **Eli Ankou**, TE **Evan Baylis**, T **Dimitric Camiel**, ILB **Dylan Cole**, TE **Zach Conque**, DE **T.J. Daniel**, DE **Matthew Godin**, WR **Deanté Gray**, WR **Justin Hardee**, NT **Rickey Hatley**, WR **Shaq Hill**, WR **Riley McCarron**, S **T.J. Mutcherson**, OLB **Dayon Pratt**, OLB **Gimel President**, DE **Daniel Ross**, G **Jake Simonich**, S **Malik Smith**, CB **Dee Virgin** and ILB **Avery Williams** as college free agents.
- 16 Waived T **Dimitric Camiel**, RB **Kenny Hilliard**, WR **Tevin Jones** and S **T.J. Mutcherson**.
- 16 Signed T **Breno Giacomini**, CB **Bryce Jones**, RB **Dare Ogunbowale** and WR **Chris Thompson**.

JUNE

- 5 Waived ILB **Max Bullough** and WR **Keith Mumphery**.
- 5 Signed WR **Dres Anderson** and ILB **Sio Moore**.
- 9 Waived G **Jake Simonich**.
- 9 Signed C **Erik Austell**.
- 19 Signed RB **D'Onta Foreman** as a draft pick.

JULY

- 25 Placed T **Duane Brown** on the Reserve/Did Not Report list.
- 25 Placed DE **T.J. Daniel** on the Active/Physically Unable to Perform list.
- 25 Placed DE **Joel Heath** and OLB **Dayon Pratt** on the Active/Non-Football Injury list.
- 28 Waived WR **Shaq Hill**.
- 28 Claimed WR **Devin Street** off waivers from the New York Jets.

AUGUST

- 1 Signed S **Marcus Gilchrist** and WR **DeAndrew White**.
- 1 Waived-injured WR **Deanté Gray**.
- 3 Moved DE **T.J. Daniel** from the Active/Physically Unable to Perform List to the active roster.
- 3 WR **Deanté Gray** reverted to the Reserve/Injured list.
- 3 Moved OLB **Dayon Pratt** from the Active/Non-Football Injury list to the active roster.
- 3 Waived DE **T.J. Daniel**.
- 5 Signed WR **Marcus Leak**.
- 7 Waived TE **Zach Conque** from the active roster with an injury settlement.
- 7 Claimed T **Terry Poole** off waivers from the Miami Dolphins.
- 8 Waived T **Terry Poole** with a failed physical designation.
- 11 Signed WR **Bruce Ellington**.
- 14 Signed WR **Germone Hopper**.
- 14 Waived-injured WR **DeAndrew White**.
- 15 WR **DeAndrew White** reverted to the Reserve/Injured list.
- 21 Waived WR **DeAndrew White** from the Reserve/Injured list with an injury settlement.
- 23 Signed OLB **Mike Catapano**.
- 23 Waived-Injured WR **Devin Street**.
- 23 Moved DE **Joel Heath** from the Active/Non-Football Injury list to the active roster.
- 24 WR **Devin Street** reverted to the Reserve/Injured list.
- 25 Signed RB **Jordan Todman**.
- 25 Waived-Injured OLB **Dayon Pratt**.
- 26 OLB **Dayon Pratt** reverted to the Reserve/Injured list.
- 30 Waived WR **Devin Street** from the Reserve/Injured list with an injury settlement.
- 31 Signed S **Andre Hal**, WR **DeAndre Hopkins**, TE **C.J. Fiedorowicz** and FB **Jay Prosch** to contract extensions.



The Texans promoted Mike Vrabel to defensive coordinator in January. Houston finished the 2016 season with the NFL's top-ranked defense for the first time in franchise history, surrendering an average of 301.3 net yards per game.

SEPTEMBER

- 1 Waived OLB **Dayon Pratt** from the Reserve/Injured list with an injury settlement.
- 2 Released OLB **Mike Catapano**, ILB **Sio Moore**, K **Nick Novak** and QB **Brandon Weeden**.
- 2 Waived WR **Dres Anderson**, NT **Eli Ankou**, C **Erik Austell**, TE **Evan Baylis**, S **K.J. Dillon**, T **Laurence Gibson**, WR **Justin Hardee**, NT **Rickey Hatley**, WR **Germone Hopper**, CB **Bryce Jones**, WR **Marcus Leak**, OLB **Eric Lee**, WR **Riley McCarron**, RB **Dare Ogunbowale**, OLB **Gimel President**, G **David Quesenberry**, ILB **Shakeel Rashad**, CB **Marcus Roberson**, DE **Daniel Ross**, G **Chad Slade**, WR **Chris Thompson**, G **Josh Walker**, OLB **Tony Washington Jr.** and ILB **Avery Williams** from the active roster.
- 2 Waived-injured TE **RaShaun Allen**, S **Lonnie Ballentine**, P **Cory Carter**, DE **Matthew Godin**, CB **Denzel Rice**, S **Malik Smith** and WR **Wendall Williams**.
- 2 Waived CB **Robert Nelson Jr.** from the active roster with an injury settlement.
- 3 Claimed WR **Andy Jones** off waivers from the Dallas Cowboys.
- 3 Waived RB **Akeem Hunt** from the active roster.
- 3 Signed TE **Evan Baylis**, CB **Bryce Jones**, WR **Riley McCarron**, RB **Dare Ogunbowale**, OLB **Gimel President**, G **David Quessenberry**, DE **Daniel Ross**, G **Chad Slade** and WR **Chris Thompson** to the practice squad
- 3 TE **RaShaun Allen**, S **Lonnie Ballentine**, P **Cory Carter**, DE **Matthew Godin**, CB **Denzel Rice**, S **Malik Smith** and WR **Wendall Williams** reverted to the Reserve/Injured list.
- 3 Waived P **Cory Carter** from the Reserve/Injured list with an injury settlement.
- 4 Signed OLB **LaTroy Lewis** to the practice squad.
- 5 Waived WR **Wendall Williams** from the Reserve/Injured list with an injury settlement.
- 6 Waived CB **Dee Virgin** from the active roster.
- 6 Signed CB **Marcus Burley** to the active roster.
- 8 Waived DE **Daniel Ross** from the practice squad.
- 8 Signed CB **Dee Virgin** to the practice squad.
- 8 Waived TE **RaShaun Allen** and S **Malik Smith** from the Reserve/Injured list with an injury settlement.
- 8 Waived S **Lonnie Ballentine** and CB **Denzel Rice** from the Reserve/Injured list with an injury settlement.
- 11 Granted one day roster exemption for WR **Jaelen Strong**.
- 12 WR **Jaelen Strong**'s roster exemption was lifted and he was added to the active roster.
- 12 Placed TE **C.J. Fiedorowicz** on the Reserve/Injured list.
- 13 Signed TE **Evan Baylis** to the active roster from the practice squad.
- 13 Waived WR **Andy Jones** from the active roster.
- 13 Placed ILB **Brian Cushing** on the Reserve/Suspended list.
- 18 Signed WR **Cobi Hamilton** and TE **MyCole Pruitt** to the practice squad.
- 18 Signed WR **Andy Jones** and T **Jah Reid** to the active roster.
- 18 Waived WR **Jaelen Strong** from the active roster.
- 18 Released WR **Riley McCarron** from the practice squad.
- 20 Signed CB **Johnthan Banks** to the active roster.
- 20 Waived TE **Evan Baylis** from the active roster.
- 27 Signed WR **Chris Thompson** to the active roster from the practice squad.
- 27 Signed ILB **Kennan Gilchrist** to the practice squad.
- 27 Waived WR **Andy Jones** from the active roster.

OCTOBER

- 4 Placed RB **Tyler Ervin** on the Reserve/Injured list.
- 4 Signed S **Marcus Cromartie** to the active roster.
- 5 Claimed ILB **Ben Heeney** off waivers from the New Orleans Saints.
- 5 Waived S **Kurtis Drummond** from the active roster.
- 6 Signed S **Kurtis Drummond** to the practice squad.
- 6 Released RB **Dare Ogunbowale** from the practice squad.
- 10 Released CB **Johnthan Banks** and T **Jah Reid** from the active roster.
- 10 Claimed CB **Marcus Williams** off waivers from the New York Jets.
- 11 Placed OLB **Whitney Mercilus** and DE **J.J. Watt** on the Reserve/Injured list.
- 11 Signed OLB **Lamarr Houston** and DE **Kendall Langford** to the active roster.
- 11 Signed G **Dorian Johnson** to the active roster from the Arizona Cardinals practice squad.
- 14 Signed S **Kurtis Drummond** to the active roster from the practice squad.
- 14 Waived S **Marcus Cromartie** from the active roster.
- 23 Received roster exemption for T **Duane Brown** after reinstating him from the Reserve/Did Not Report list.



The Texans signed WR **Andre Johnson** to a one-day contract in April that allowed him to retire as a member of the organization. Johnson will be inducted as the inaugural member of the team's Ring of Honor during halftime on Nov. 19.

2017 REG. SEASON PARTICIPATION

Name	9/10 vs. JAX	9/14 at CIN	9/24 at NE	10/1 vs. TEN	10/8 vs. KC	10/15 vs. CLE	10/29 at SEA	11/5 vs. IND	11/12 at LAR	11/19 vs. ARI	11/27 at BAL	12/3 at TEN	12/10 vs. SF	12/17 at JAX	12/25 vs. PIT	12/31 at IND	Reg. Season GP-GS-DNP-IA
Allen, Jeff	RG	IA	IA	RG	RG	RG											4-4-0-2
Anderson, Stephen	TE	IA	SUB	SUB	SUB	TE											5-2-0-1
Blue, Alfred	IA	IA	IA	SUB	SUB	SUB											3-0-0-3
Brown, Duane	DNR	DNR	DNR	DNR	DNR	DNR											0-0-0-0
Burley, Marcus	SUB	SUB	SUB	IA	SUB	SUB											5-0-0-1
Clark, Chris	SUB	LT	LT	LT	LT	LT											6-5-0-0
Clowney, Jadeveon	JACK	JACK	JACK	JACK	JACK	JACK											6-6-0-0
Cole, Dylan	SUB	SUB	SUB	SUB	WILL	SUB											6-1-0-0
Covington, Christian	SUB	SUB	SUB	SUB	SUB	LDE											6-1-0-0
Cunningham, Zach	SUB	MIKE	MIKE	MIKE	SUB	WILL											6-4-0-0
Davenport, Juliën	IA	T	SUB	SUB	SUB	SUB											5-1-0-1
Decoud, Treston	IA	SUB	SUB	SUB	IA	SUB											4-0-0-2
Drummond, Kurtis	SUB	SUB	SUB	SUB	PS	SUB											5-0-0-0
Dunn, Brandon	SUB	SUB	SUB	SUB	SUB	SUB											6-0-0-0
Ellington, Bruce	SUB	IA	WR	WR	WR	SUB											5-3-0-1
Fairbairn, Ka'imi	SUB	SUB	SUB	SUB	SUB	SUB											6-0-0-0
Foreman, D'Onta	SUB	SUB	SUB	SUB	SUB	SUB											6-0-0-0
Fuller V, Will	IA	IA	IA	WR	WR	WR											3-3-0-3
Fuller, Kyle	IA	T	SUB	SUB	IA	IA											3-1-0-3
Giacomini, Breno	RT	RT	RT	RT	RT	RT											6-6-0-0
Gilchrist, Marcus	SUB	SUB	SUB	SS	SS	SS											6-3-0-0
Griffin, Ryan	TE	IA	TE	TE	TE	TE											5-5-0-1
Hal, Andre	FS	FS	FS	FS	FS	FS											6-6-0-0
Heath, Joel	RDE	RDE	RDE	RDE	SUB	RDE											6-5-0-0
Heeney, Ben	NWT	NWT	NWT	NWT	IA	IA											0-0-0-2
Hopkins, DeAndre	WR	WR	WR	WR	WR	WR											6-6-0-0
Houston, Lamarr	NWT	NWT	NWT	NWT	NWT	SUB											1-0-0-0
Jackson, Kareem	SUB	SUB	RCB	RCB	RCB	RCB											6-4-0-0
Johnson, Dorian	NWT	NWT	NWT	NWT	NWT	IA											0-0-0-1
Johnson, Kevin	RCB	RCB	IA	IA	IA	IA											2-2-0-4
Joseph, Johnathan	LCB	LCB	LCB	LCB	LCB	LCB											6-6-0-0
Kamalu, Ufomba	IA	DNP	DNP	IA	SUB	SUB											2-0-2-2
Lamm, Kendall	LT	SUB	SUB	IA	SUB	SUB											5-1-0-1
Langford, Kendall	NWT	NWT	NWT	NWT	NWT	IA											0-0-0-1
Lechler, Shane	SUB	SUB	SUB	SUB	SUB	SUB											6-0-0-0
Mancz, Greg	SUB	RG	RG	IA	DNP	DNP											3-2-2-1
Martin, Nick	C	C	C	C	C	C											6-6-0-0
McKinney, Benardrick	WILL	WILL	WILL	WILL	MIKE	MIKE											6-6-0-0
Miller, Braxton	SUB	WR	SUB	IA	IA	SUB											4-1-0-2
Miller, Lamar	RB	RB	RB	RB	RB	RB											6-6-0-0
Moore, Corey	SS	SS	SS	SUB	SUB	IA											5-3-0-1
Peters, Brian	SUB	SUB	SUB	SUB	SUB	SUB											6-0-0-0
Pleasant, Eddie	SUB	SUB	SUB	SUB	SUB	SUB											6-0-0-0
Prosch, Jay	SUB	SUB	FB	SUB	SUB	SUB											6-1-0-0
Reader, D.J.	NT	NT	NT	NT	NT	NT											6-6-0-0
Savage, Tom	QB	DNP	DNP	SUB	DNP	DNP											2-1-4-0
Scarlett, Brennan	SUB	SUB	SUB	SUB	SUB	SAM											6-1-0-0
Su'a-Filo, Xavier	LG	LG	LG	LG	LG	LG											6-6-0-0
Thompson, Chris	PS	PS	PS	SUB	SUB	SUB											3-0-0-0
Todman, Jordan	SUB	SUB	SUB	SUB	SUB	IA											5-0-0-1
Watkins, Carlos	IA	DNP	IA	SUB	IA	SUB											2-0-1-3
Watson, Deshaun	SUB	QB	QB	QB	QB	QB											6-5-0-0
Weeks, Jon	SUB	SUB	SUB	SUB	SUB	SUB											6-0-0-0
Williams, Marcus	NWT	NWT	NWT	NWT	NWT	SUB											1-0-0-0
PRACTICE SQUAD (9)																	
Gilchrist, Kennan	NWT	NWT	NWT	PS	PS	PS											0-0-0-0
Hamilton, Cobi	NWT	NWT	PS	PS	PS	PS											0-0-0-0
Jones, Bryce	PS	PS	PS	PS	PS	PS											0-0-0-0
Lewis, LaTroy	PS	PS	PS	PS	PS	PS											0-0-0-0
President, Gimel	PS	PS	PS	PS	PS	PS											0-0-0-0
Pruitt, MyCole	NWT	NWT	PS	PS	PS	PS											0-0-0-0
Quessenberry, David	PS	PS	PS	PS	PS	PS											0-0-0-0
Slade, Chad	PS	PS	PS	PS	PS	PS											0-0-0-0
Virgin, Dee	PS	PS	PS	PS	PS	PS											0-0-0-0
RESERVE PLAYERS (8)																	
Cushing, Brian	MIKE	SUS	SUS	SUS	SUS	SUS											1-1-0-0
Ervin, Tyler	SUB	SUB	SUB	SUB	IR	IR											4-0-0-0
Fiedorowicz, C.J.	TE	IR	IR	IR	IR	IR											1-1-0-0
Godin, Matthew	IR	IR	IR	IR	IR	IR											0-0-0-0
Gray, Deanté	IR	IR	IR	IR	IR	IR											0-0-0-0
Mercilus, Whitney	SAM	SAM	SAM	SAM	SAM	IR											5-5-0-0
Newton, Derek	PUP	PUP	PUP	PUP	PUP	PUP											0-0-0-0
Watt, J.J.	LDE	LDE	LDE	LDE	LDE	IR											5-5-0-0
NOT WITH TEAM (6)																	
Banks, Johnthan	NWT	NWT	SUB	SUB	CB	NWT											3-1-0-0
Baylis, Evan	PS	SUB	NWT	NWT	NWT	NWT											1-0-0-0
Cromartie, Marcus	NWT	NWT	NWT	NWT	SUB	NWT											1-0-0-0
Jones, Andy	SUB	NWT	IA	NWT	NWT	NWT											1-0-0-1
Reid, Jah	NWT	NWT	IA	IA	IA	NWT											0-0-0-3
Strong, Jaelen	SUS	SUB	NWT	NWT	NWT	NWT											1-0-0-0

PARTICIPATION KEY: GP - Games Played; GS - Games Started; DNP - Did Not Play; IA - Inactive; IR - Reserve/Injured; DNR - Reserve/Did Not Report; NWT - Not With Team; PS - Practice Squad; PUP - Physically unable to perform; SUB - Substitute; SUS - Reserve/Suspended.

STARTERS / INACTIVES / CAPTAINS

STARTERS - OFFENSE

	WR	LT	LG	C	RG	RT	TE	WR	RB	QB	FB
9/10 JACKSONVILLE	D.Hopkins	K.Lamm	X.Su'a-Filo	N.Martin	J.Allen	B.Giacomini	C.Fiedorowicz	S.Anderson (TE)	L.Miller	T.Savage	R.Griffin (TE)
9/14 at Cincinnati	D.Hopkins	C.Clark	X.Su'a-Filo	N.Martin	G.Mancz	B.Giacomini	<u>J.Davenport (T)</u>	B.Miller	L.Miller	<u>D.Watson</u>	<u>K.Fuller (T)</u>
9/24 at New England	D.Hopkins	C.Clark	X.Su'a-Filo	N.Martin	G.Mancz	B.Giacomini	R.Griffin	B.Ellington	L.Miller	<u>D.Watson</u>	J.Prosch
10/1 TENNESSEE	D.Hopkins	C.Clark	X.Su'a-Filo	N.Martin	J.Allen	B.Giacomini	R.Griffin	W.Fuller V	L.Miller	<u>D.Watson</u>	B.Ellington
10/8 KANSAS CITY	D.Hopkins	C.Clark	X.Su'a-Filo	N.Martin	J.Allen	B.Giacomini	R.Griffin	W.Fuller V	L.Miller	<u>D.Watson</u>	B.Ellington
10/15 CLEVELAND	D.Hopkins	C.Clark	X.Su'a-Filo	N.Martin	J.Allen	B.Giacomini	R.Griffin	W.Fuller V	L.Miller	<u>D.Watson</u>	S.Anderson (TE)
10/29 at Seattle											
11/5 INDIANAPOLIS											
11/12 LOS ANGELES											
11/19 ARIZONA											
11/27 at Baltimore											
12/3 at Tennessee											
12/10 SAN FRANCISCO											
12/17 at Jacksonville											
12/25 PITTSBURGH											
12/31 at Indianapolis											

Underline denotes rookie

STARTERS - DEFENSE

	LDE	NT	RDE	JACK	WILL	MIKE	SAM	LCB	FS	SS	RCB
9/10 JACKSONVILLE	J.Watt	D.Reader	J.Heath	J.Clowney	B.McKinney	B.Cushing	W.Mercilus	J.Joseph	A.Hal	C.Moore	K.Johnson
9/14 at Cincinnati	J.Watt	D.Reader	J.Heath	J.Clowney	B.McKinney	<u>Z.Cunningham</u>	W.Mercilus	J.Joseph	A.Hal	C.Moore	K.Johnson
9/24 at New England	J.Watt	D.Reader	J.Heath	J.Clowney	B.McKinney	<u>Z.Cunningham</u>	W.Mercilus	J.Joseph	A.Hal	C.Moore	K.Jackson
10/1 TENNESSEE	J.Watt	D.Reader	J.Heath	J.Clowney	B.McKinney	<u>Z.Cunningham</u>	W.Mercilus	J.Joseph	A.Hal	M.Gilchrist	K.Jackson
10/8 KANSAS CITY	J.Watt	D.Reader	J.Banks (CB)	J.Clowney	<u>D.Cole</u>	B.McKinney	W.Mercilus	J.Joseph	A.Hal	M.Gilchrist	K.Jackson
10/15 CLEVELAND	C.Covington	D.Reader	J.Heath	J.Clowney	<u>Z.Cunningham</u>	B.McKinney	B.Scarlett	J.Joseph	A.Hal	M.Gilchrist	K.Jackson
10/29 at Seattle											
11/5 INDIANAPOLIS											
11/12 LOS ANGELES											
11/19 ARIZONA											
11/27 at Baltimore											
12/3 at Tennessee											
12/10 SAN FRANCISCO											
12/17 at Jacksonville											
12/25 PITTSBURGH											
12/31 at Indianapolis											

Underline denotes rookie

INACTIVES

CAPTAINS

	<u>1</u>	<u>2</u>	<u>3</u>	<u>4</u>	<u>5</u>	<u>6</u>	<u>7</u>	<u>1</u>	<u>2</u>	<u>3</u>	<u>4</u>	<u>5</u>	<u>6</u>	<u>7</u>
9/10 JACKSONVILLE	A.Blue	<u>J.Davenport</u>	<u>T.Decoud</u>	<u>K.Fuller</u>	W.Fuller V	U.Kamalu	<u>C.Watkins</u>	B.Cushing	J.Joseph	S.Lechler	B.Peters	T.Savage	J.Watt	
9/14 at Cincinnati	J.Allen	S.Anderson	A.Blue	B.Ellington	W.Fuller V	R.Griffin		J.Joseph	S.Lechler	D.Hopkins	W.Mercilus	J.Watt		
9/24 at New England	J.Allen	A.Blue	W.Fuller V	K.Johnson	A.Jones	J.Reid	<u>C.Watkins</u>	C.Clark	D.Hopkins	J.Joseph	S.Lechler	B.McKinney	J.Watt	
10/1 TENNESSEE	M.Burley	K.Johnson	U.Kamalu	K.Lamm	G.Mancz	B.Miller	J.Reid	B.Giacomini	R.Griffin	K.Jackson	S.Lechler	B.McKinney	W.Mercilus	J.Watt
10/8 KANSAS CITY	<u>T.Decoud</u>	<u>K.Fuller</u>	B.Heeney	K.Johnson	B.Miller	J.Reid	<u>C.Watkins</u>	B.Giacomini	S.Lechler	N.Martin	B.McKinney	D.Reader	J.Watt	
10/15 CLEVELAND	<u>K.Fuller</u>	B.Heeney	<u>D.Johnson</u>	K.Johnson	K.Langford	C.Moore	J.Todman	B.Giacomini	M.Gilchrist	J.Joseph	S.Lechler	B.McKinney	J.Prosch	
10/29 at Seattle														
11/5 INDIANAPOLIS														
11/12 LOS ANGELES														
11/19 ARIZONA														
11/27 at Baltimore														
12/3 at Tennessee														
12/10 SAN FRANCISCO														
12/17 at Jacksonville														
12/25 PITTSBURGH														
12/31 at Indianapolis														

Underline denotes rookie

UNOFFICIAL DEPTH CHART

**Last updated by Texans PR staff on Oct. 23, 2017*

OFFENSE

WR	10 DeAndre Hopkins	12 Bruce Ellington	<u>14 Chris Thompson</u>	
LT	74 Chris Clark	63 Kendall Lamm		
LG	71 Xavier Su'a-Filo	<u>61 Kyle Fuller</u>		
C	66 Nick Martin	65 Greg Mancz		
RG	79 Jeff Allen	<u>64 Dorian Johnson</u>		
RT	68 Breno Giacomini	<u>70 Julián Davenport</u>		
TE	84 Ryan Griffin	89 Stephen Anderson		
WR	15 Will Fuller V	13 Braxton Miller		
QB	<u>4 Deshaun Watson</u>	3 Tom Savage		
FB	45 Jay Prosch			
RB	26 Lamar Miller	<u>27 D'Onta Foreman</u>	28 Alfred Blue	22 Jordan Todman

DEFENSE

RDE	93 Joel Heath	96 Kendall Langford		
NT	98 D.J. Reader	92 Brandon Dunn		
LDE	95 Christian Covington	<u>91 Carlos Watkins</u>		
SAM	57 Brennan Scarlett	58 Lamarr Houston		
MIKE	55 Benardrick McKinney	<u>51 Dylan Cole</u>		
WILL	<u>41 Zach Cunningham</u>	52 Brian Peters	50 Ben Heeney	
JACK	90 Jadeveon Clowney	94 Ufomba Kamalu		
LCB	24 Johnathan Joseph	20 Marcus Burley	<u>31 Treston Decoud</u>	
RCB	25 Kareem Jackson	30 Kevin Johnson	40 Marcus Williams	
FS	29 Andre Hal	43 Corey Moore	23 Kurtis Drummond	
SS	21 Marcus Gilchrist	35 Eddie Pleasant		

SPECIAL TEAMS

PK	7 Ka'imi Fairbairn			
P	9 Shane Lechler			
LS	46 Jon Weeks			
KR	22 Jordan Todman	<u>14 Chris Thompson</u>	12 Bruce Ellington	
PR	<u>14 Chris Thompson</u>	15 Will Fuller V	12 Bruce Ellington	
H	9 Shane Lechler			

Bold underline denotes rookies.



HOUSTON
TEXANS

MISC.
STATS

BY TEXANS

BY OPPONENT

653, vs. Jacksonville (504 passing, 149 rushing), 11/18/12 (OT)	600+ TOTAL NET YARDS	Never happened
501, at Detroit (296 passing, 205 rushing), 11/22/12 (OT)	500-599 TOTAL NET YARDS	503, at Miami (248 rushing, 255 passing), 10/25/15
231, Arian Foster vs. Indianapolis, 9/12/10	200+ YARD RUSHER	211, Larry Johnson vs. Kansas City, 11/20/05
156, Alfred Blue at Cleveland, 11/16/14	150-199 YARD RUSHER	175, Lamar Miller at Miami, 10/25/15
107, Lamar Miller at Indianapolis, 12/11/16	100-149 YARD RUSHER	107, Kareem Hunt vs. Kansas City, 10/8/17
527, Matt Schaub vs. Jacksonville, 11/18/12	400+ YARD PASSER	400, Peyton Manning vs. Denver, 12/22/13
301, Deshaun Watson at New England, 9/24/17	300-399 YARD PASSER	324, Alex Smith vs. Kansas City, 10/8/17
238, DeAndre Hopkins vs. Tennessee, 11/30/14	200+ YARD RECEIVER	223, T.Y. Hilton vs. Indianapolis, 10/9/14
169, DeAndre Hopkins vs. Indianapolis, 10/8/15	150-199 YARD RECEIVER	158, Jeremy Maclin vs. Philadelphia, 11/2/14
107, DeAndre Hopkins vs. Tennessee, 10/1/17	100-149 YARD RECEIVER	131, Brandin Cooks at New England, 9/24/17
106 (rush), Lamar Miller, 107 (rec.) Will Fuller V vs. Chicago, 9/11/16	100 YARD RUSHER AND RECEIVER	112 (rush), Lesean McCoy, 109 (rec.) Sammy Watkins at Buffalo, 12/6/15
6, Ryan Fitzpatrick vs. Tennessee, 11/30/14	SIX TOUCHDOWN PASSES	6, Aaron Rodgers vs. Green Bay, 10/14/12
5, Deshaun Watson vs. Kansas City, 10/8/17	FIVE TOUCHDOWN PASSES	5, Tom Brady at New England, 9/24/17
5, Deshaun Watson vs. Kansas City, 10/8/17	FOUR TOUCHDOWN PASSES	5, Tom Brady at New England, 9/24/17
3, Deshaun Watson vs. Cleveland, 10/15/17	THREE TOUCHDOWN PASSES	3, Alex Smith vs. Kansas City, 10/8/17
2, Deshaun Watson at New England, 9/24/17	THROW TWO+ INTERCEPTIONS	2, Andrew Luck at Indianapolis, 12/11/16
3, DeAndre Hopkins vs. Kansas City, 10/8/17	THREE TOUCHDOWN RECEPTIONS	3, T.Y. Hilton vs. Indianapolis, 11/3/13
3, DeAndre Hopkins & 2, Will Fuller V vs. Kansas City, 10/8/17	TWO TOUCHDOWN RECEPTIONS	2, Charcandrick West vs. Kansas City, 10/8/17
Never Happened	FOUR TOUCHDOWNS RUSHING	4, Shaun Alexander at Seattle, 10/16/05
3, Ben Tate vs. New England, 12/1/13	THREE TOUCHDOWNS RUSHING	3, Devonta Freeman at Atlanta, 10/4/15
2, Arian Foster at Tennessee, 10/26/14	TWO TOUCHDOWNS RUSHING	2, Marcus Mariota vs. Tennessee, 10/1/17
1-1, Lamar Miller vs. Tennessee 10/1/17	RUSHING AND RECEIVING TOUCHDOWN	1-1, Lamar Miller at Miami 10/25/15
11, Benardrick McKinney vs. Jacksonville, 9/10/17	10-OR-MORE TACKLES	12, Joe Schobert vs. Cleveland, 10/15/17
3.5, Whitney Mercilus & 3.0, J.J. Watt vs. Jacksonville, 1/3/16	3.0-OR-MORE SACKS	4.0, Calais Campbell vs. Jacksonville, 9/10/17
82 yards, Johnathan Joseph vs. Cleveland, 10/15/17	INTERCEPTION RETURNED FOR TOUCHDOWN	56 yards, Jason McCourty vs. Cleveland, 10/15/17
22 yards, Jadeveon Clowney at New England, 9/24/17	FUMBLE RETURNED FOR TOUCHDOWN	53 yards, Dante Fowler Jr. vs. Jacksonville, 9/10/17
82-yard interception return, Johnathan Joseph vs. Cleveland, 10/15/17	DEFENSIVE TOUCHDOWN	56-yard interception return, Jason McCourty vs. Cleveland, 10/15/17
Nick Novak, 5-5 at Indianapolis, 12/11/16	FIVE-OR-MORE FIELD GOALS	Billy Cundiff 5-5 at Baltimore, 10/16/11
Ka'imi Fairbairn, 4-4 at New England, 9/24/17	FOUR FIELD GOALS	Cairo Santos, 4-4 vs. Kansas City 9/18/16
Jared Crick, blocked kick by Graham Gano at Carolina, 9/20/15	FIELD GOAL BLOCKED	Justin Tuck blocked kick by Randy Bullock at Oakland, 9/14/14
Never Happened	FG BLOCKED/MISSED AND RETURNED FOR TD	Never Happened
Alfred Blue blocked punt by Tress Way vs. Washington, 9/7/14	PUNT BLOCKED	Damontre Moore blocked punt by Shane Lechler vs. New York Giants, 9/21/14
Alfred Blue blocked and recovered punt by Tress Way vs. Washington, 9/7/14	PUNT BLOCKED AND RETURNED FOR TD	Never Happened
95 yards, Jacoby Jones vs. Oakland, 10/4/09	KICKOFF RETURNED FOR TOUCHDOWN	100 yards, Marqise Lee vs. Jacksonville, 12/18/16
67 yards, Will Fuller V vs. Tennessee, 10/2/16	PUNT RETURNED FOR TOUCHDOWN	82 yards, Tyreek Hill vs. Kansas City, 10/8/17
J.J. Watt blocked PAT by Kai Forbath vs. Washington, 9/7/14	PAT BLOCKED	Margus Hunt blocked PAT by Nick Novak vs. Cincinnati, 12/24/16
Ka'imi Fairbairn, wide left vs. Cleveland, 10/15/17	MISSED PAT	Jason Myers, wide right vs. Jacksonville, 9/10/17
Deshaun Watson to Ryan Griffin vs. Cleveland, 10/15/17	TWO POINT CONVERSION MADE	Tom Brady to Brandin Cooks at New England, 9/24/17
Deshaun Watson pass failed vs. Kansas City, 10/8/17	TWO POINT CONVERSION FAILED	Alex Smith pass failed vs. Kansas City, 10/8/17
Penalty enforced in end zone vs. Cleveland, 10/15/17	SAFETY SCORED	Geno Atkins tackle of Alfred Blue vs. Cincinnati, 11/23/14
57, vs. Tennessee, 10/1/17	SCORED 40 POINTS	42, vs. Kansas City, 10/8/17
26-23, vs. Indianapolis, 10/16/16	WON OVERTIME GAME	17-20, at Dallas, 10/5/14
20-0, vs. Tennessee, 11/28/10	SHUTOUT	0-27, at New England, 9/22/16

TEAM SEASON HIGHS AND LOWS

	Texans		Opponents	
	High	Low	High	Low
Points	57 vs. TEN	7 vs. JAX	42 vs. KC	9 at CIN
First Downs	33 vs. TEN	14 at CIN	29 vs. KC	9 vs. TEN
Total Offense	445 vs. TEN	203 vs. JAX	450 vs. KC	195 vs. TEN
Net Yards Rushing	173 vs. TEN	93 vs. JAX	155 vs. JAX	59 at NE
Net Yards Passing	292 at NE	98 at CIN	337 at NE	109 vs. TEN
Offensive Plays	78 vs. TEN	57 vs. KC	73 vs. KC	41 vs. TEN
Rushing Attempts	42 vs. TEN	23, 2x – last: vs. KC	39 vs. JAX	19 vs. TEN
Pass Attempts	36 vs. JAX	24 at CIN	37, 2x – last: vs. CLE	20 vs. TEN
Pass Completions	25 vs. TEN	15 at CIN	29 vs. KC	10 vs. TEN
Passes Had Intercepted	2 at NE	0, 2x – last: vs. KC	4 vs. TEN	0, 4x – last: vs. KC
Sacks Allowed	10 vs. JAX	1 vs. CLE	5 at NE	0 vs. JAX
Fumbles	3 vs. JAX	0, 3x – last: vs. CLE	4 at NE	0 vs. JAX
Fumbles Lost	3 vs. JAX	0, 4x – last: vs. CLE	1, 3x – last: vs. TEN	0, 3x – last: vs. CLE
Total Turnovers	4 vs. JAX	0 at CIN	5 vs. TEN	0, 2x – last: vs. KC
Penalties	10 at NE	3 vs. TEN	11 vs. CLE	5 at NE
Yards Penalized	94 vs. JAX	20 vs. TEN	89 vs. JAX	45 at CIN
Time of Possession	39:41 vs. TEN	21:43 vs. KC	38:17 vs. KC	20:19 vs. TEN
Defensive Interceptions	4 vs. TEN	0, 3x – last: at NE	2 at NE	0, 2x – last: vs. KC
Total Takeaways	5 vs. TEN	0, 2x – last: vs. KC	4 vs. JAX	0 at CIN
Third-Down Conversions	6, 2x – last: vs. TEN	3 vs. KC	9 vs. KC	2 vs. TEN

INDIVIDUAL SEASON HIGHS

	Texans	Opponents
Yards Rushing	75, L.Miller vs. TEN	107, K.Hunt vs. KC
Rushing Attempts	19, L.Miller vs. TEN	29, K.Hunt vs. KC
Rushing TDs	1, 3x – last: D.Watson & L.Miller vs. TEN	2, M.Mariota vs. TEN
Receptions	10, D.Hopkins vs. TEN	8, 2x – last: T.Kelce vs. KC
Yards Receiving	107, D.Hopkins vs. TEN	131, B.Cooks at NE
Receiving TDs	3, D.Hopkins vs. KC	2, 3x – last: C.West vs. KC
Scrimmage Yards	131, L.Miller vs. TEN	131, B.Cooks at NE
All-Purpose Yards	131, L.Miller vs. TEN	197, A.Erickson at CIN
Yards Passing	301, D.Watson at NE	378, T.Brady at NE
Pass Attempts	34, D.Watson vs. TEN	37, 2x – last: K.Hogan vs. CLE
Pass Completions	25, D.Watson vs. TEN	29, A.Smith vs. KC
TD Passes	5, D.Watson vs. KC	5, T.Brady at NE
Interceptions Thrown	2, D.Watson at NE	3, K.Hogan vs. CLE
Longest Run	49t, D.Watson at CIN	34t, M.Mariota vs. TEN
Longest Pass Completion	48t, D.Watson to W.Fuller V vs. KC	50, A.Dalton to A.Green at CIN
Longest Kickoff Return	42, C.Thompson vs. TEN	48, A.Jackson vs. TEN
Longest Punt Return	49, W.Fuller V vs. KC	82t, T.Hill vs. KC
Longest INT Return	82t, Johnathan Joseph vs. CLE	67, T.Gipson vs. JAX
Longest Punt	68, S.Lechler at NE	61, 3x – last: B.Colquitt vs. CLE
Longest Field Goal	50, K.Fairbairn vs. TEN	49, H.Butker vs. KC
Touchdowns Scored	3, D.Hopkins vs. KC	2, 4x – last: C.West vs. KC
Points Scored	18, D.Hopkins vs. KC	18, H.Butker vs. KC

HOUSTON TEXANS RECORD WHEN...

Category	2017 Season		All-Time
	W-L	W-L	
Texans at NRG Stadium	2-2	65-59	
Texans on the road	1-1	44-78	
Texans on grass	0-0	84-93	
Texans on artificial turf	3-3	25-44	
Texans in domes	0-0	2-13	
Texans in retractable roof stadiums	2-2	67-69	
Texans outdoors	1-1	40-55	
NRG Stadium roof open	0-0	24-21	
NRG Stadium roof closed	2-2	41-38	
Texans score first	3-0	72-44	
Opponent scores first	0-3	37-93	
Texans score on first possession	2-0	41-32	
Texans score 20 or more points	2-2	87-53	
Texans score 19 or less points	1-1	22-84	
Texans allow 20 or more	0-3	30-122	
Texans allow 19 or less points	3-0	79-15	
Texans lead after 1st quarter	3-1	58-33	
Texans trail after 1st quarter	0-2	26-81	
Score tied after 1st quarter	0-0	25-23	
Texans lead at halftime	3-0	72-30	
Texans trail at halftime	0-3	30-100	
Score tied at halftime	0-0	7-7	
Texans lead after 3rd quarter	3-0	80-21	
Texans trail after 3rd quarter	0-3	19-104	
Score tied after 3rd quarter	0-0	10-12	
Game goes to overtime	0-0	5-9	
Texans have + turnover ratio	3-0	69-18	
Texans have - turnover ratio	0-3	20-88	
Turnover ratio even	0-0	20-31	
Texans have 30:00+ TOP	2-1	89-46	
Texans have less than 30:00 TOP	1-2	20-91	
Texans have 100-yard rusher	0-0	40-24	
Texans have 300 net passing yards	0-0	12-21	
Texans have 1 100-yard receiver	1-0	38-37	
Texans have 2 100-yard receivers	0-0	3-5	
Texans win coin toss	1-2	51-75	
Texans lose coin toss	2-1	58-62	
Texans wearing Blue jerseys	1-1	47-45	
Texans wearing White jerseys	0-1	50-83	
Texans wearing Red jerseys	0-0	10-8	
Texans wearing All-White	0-1	7-7	
Texans wearing All-Blue	1-0	7-6	
Texans wearing All-Red	0-0	2-2	
Texans wearing Color Rush	1-0	1-0	
In September	1-2	24-29	
In October	2-1	28-33	
In November	0-0	25-34	
In December	0-0	29-37	
In January	0-0	3-4	
On Sunday Night	0-1	3-8	
On Thursday Night	1-0	2-6	
On Monday Night	0-0	4-7	
On Saturday	0-0	1-1	
Day Games	2-2	99-116	
Night Games	1-1	10-21	
vs. AFC South overall	1-1	41-51	
vs. AFC South at home	1-1	25-22	
vs. AFC South on the road	0-0	16-29	
vs. AFC	2-3	83-102	
vs. AFC North	2-0	16-16	
vs. AFC East	0-1	14-17	
vs. AFC West	0-1	13-18	
vs. NFC	0-0	25-35	
vs. NFC East	0-0	4-12	
vs. NFC South	0-0	9-7	
vs. NFC North	0-0	8-8	
vs. NFC West	0-0	4-8	

2017 SEASON TOTALS

TEXANS SEASON TOTALS

	1st Downs				Total Offense									INTs by Hou.				Punts		Punt Returns					KO Returns				Pen		Fum		Scoring					Time Pos	
	T	R	Pa	Pe	Yd	Ru	At	Pa	Sk	Yd	A	C	I	N	Yd	Lg	Td	N	Avg	N	Yd	FC	Lg	TD	N	Yd	Lg	TD	N	Yd	N	Lt	R	P	Rt	PAT	FG		S
JAX	23	4	11	8	203	93	23	110	10-54	23	12	1	0	0	0	0	6	43.2	1	21	1	13	0	1	24	24	0	9	94	3	3	0	1	0	1	0	0	29:55	
at CIN	14	6	6	2	266	168	35	98	3-27	24	15	0	0	0	0	0	9	48.9	3	15	2	7	0	1	17	17	0	9	61	0	0	1	0	0	1	2	0	32:15	
at NE	23	7	13	3	417	125	32	292	2-9	33	22	2	0	0	0	0	4	58.5	3	20	1	9	0	4	75	23	0	10	60	2	0	0	2	1	3	4	0	33:28	
TEN	33	10	19	4	445	173	42	272	2-11	34	25	1	4	45	25	1	2	61.0	3	4	1	4	0	1	42	42	0	3	20	0	0	2	4	1	6	3	0	39:41	
KC	20	6	13	1	392	144	23	248	3-13	31	16	0	0	0	0	0	5	48.0	1	49	0	49	0	2	51	26	0	7	59	1	1	0	5	0	3	0	0	21:43	
CLE	18	4	12	2	340	123	33	217	1-8	29	17	1	3	88	82	1	7	50.0	4	57	1	20	0	2	38	19	0	4	44	0	0	0	3	1	3	1	1	29:04	
at SEA																																							
IND																																							
at LAR																																							
ARI																																							
at BAL																																							
at TEN																																							
SF																																							
at JAX																																							
PIT																																							
at IND																																							
Totals	131	37	74	20	2,063	826	188	1,237	21-122	174	107	5	7	133	82	2	32	50.1	15	166	6	49	0	11	247	42	0	42	338	6	4	3	15	3	17	10	1	31:03	
Opp	106	27	66	13	1,863	643	159	1,220	15-88	185	115	7	5	181	67	1	31	47.8	20	283	7	82	1	0	248	71	0	45	427	9	3	3	10	3	14	12	0	28:57	

OPPONENTS SEASON TOTALS

	1st Downs				Total Offense									INTs by Opp.				Punts		Punt Returns					KO Returns				Pen		Fum		Scoring					Time Pos	
	T	R	Pa	Pe	Yd	Ru	At	Pa	Sk	Yd	A	C	I	N	Yd	Lg	Td	N	Avg	N	Yd	FC	Lg	TD	N	Yd	Lg	TD	N	Yd	N	Lt	R	P	Rt	PAT	FG		S
JAX	19	7	8	4	280	155	39	125	0-0	21	11	0	1	67	67	0	4	46.8	1	7	3	7	0	0	0	0	0	10	89	0	0	1	1	1	2	3	0	30:05	
at CIN	12	4	8	0	295	82	24	213	3-11	35	20	0	0	0	0	0	7	47.7	6	98	3	33	0	2	76	41	0	7	45	1	1	0	0	0	0	3	0	27:45	
at NE	21	1	16	4	396	59	20	337	5-41	35	25	0	2	51	39	0	6	45.3	2	53	1	33	0	2	44	24	0	5	69	4	1	0	5	0	5	0	0	26:22	
TEN	9	3	6	0	195	86	19	109	2-8	20	10	4	1	7	7	0	5	49.2	1	3	0	3	0	3	71	71	0	6	88	1	1	2	0	0	2	0	0	20:19	
KC	29	5	21	3	450	127	35	323	1-1	37	29	0	0	0	0	0	2	43.0	4	79	0	82	1	3	57	34	0	6	64	1	0	0	3	1	3	5	0	38:17	
CLE	16	7	7	2	247	134	22	113	4-27	37	20	3	1	56	56	1	7	51.1	6	43	0	17	0	6	0	0	0	11	72	1	0	0	1	1	2	1	0	30:56	
at SEA																																							
IND																																							
at LAR																																							
ARI																																							
at BAL																																							
at TEN																																							
SF																																							
at JAX																																							
PIT																																							
at IND																																							
Totals	106	27	66	13	1,863	643	159	1,220	15-88	185	115	7	5	181	67	1	31	47.8	20	283	7	82	1	0	248	71	0	45	427	9	3	3	10	3	14	12	0	28:57	
Texans	131	37	74	20	2,063	826	188	1,237	21-122	174	107	5	7	133	82	2	32	50.1	15	166	6	49	0	11	247	42	0	42	338	6	4	3	15	3	17	10	1	31:03	

SCORING

	Texans						Opponents					
	1st	2nd	3rd	4th	OT	Total	1st	2nd	3rd	4th	OT	Total
JAX	0	0	7	0	0	7	3	16	7	3	0	29
at CIN	3	7	0	0	0	13	0	6	3	0	0	9
at NE	10	10	7	6	0	33	7	14	7	8	0	36
TEN	14	16	7	20	0	57	0	14	0	0	0	14
KC	0	7	6	21	0	34	3	20	0	19	0	42
CLE	10	14	9	0	0	33	3	0	0	14	0	17
at SEA												
IND												
at LAR												
ARI												
at BAL												
at TEN												
SF												
at JAX												
PIT												
at IND												
Totals	37	54	36	50	0	177	16	70	17	44	0	147

RED ZONE

	Texans					Opponents				
	Poss.	Pts.	TD	FG	TD%	Poss.	Pts.	TD	FG	TD%
JAX	2	7	1	0	50.0	4	16	2	1	50.0
at CIN	1	3	0	1	0.0	3	9	0	3	0.0
at NE	3	13	1	2	33.3	2	15	2	0	100.0
TEN	9	47	6	2	66.7	1	7	1	0	100.0
KC	3	21	3	0	100.0	5	26	3	2	60.0
CLE	2	15	2	0	100.0	2	7	1	0	50.0
at SEA										
IND										
at LAR										
ARI										
at BAL										
at TEN										
SF										
at JAX										
PIT										
at IND										
Totals	20	106	13	5	65.0	17	80	9	6	52.9

TEXANS DRIVE ENGINEERING

	No. of Drives	TD	Miss FG	FG	Punt	Fum.	INT	Dwns	Safety	End Half	End Game	Pts.	Pts./ Drive
JAX	12	1	0	0	5	3	1	1	0	1	0	7	0.58
at CIN	12	1	0	2	9	0	0	0	0	0	0	13	1.08
at NE	12	2	0	4	4	0	2	0	0	0	0	26	2.17
TEN	12	6	0	3	2	0	1	0	0	0	0	50	4.17
KC	12	5	0	0	5	1	0	0	0	1	0	34	2.83
CLE	14	3	0	1	7	0	1	0	0	1	1	25	1.79
at SEA													
IND													
at LAR													
ARI													
at BAL													
at TEN													
SF													
at JAX													
PIT													
at IND													
TOTALS	74	18	0	10	32	4	5	1	0	3	1	155	2.09

TEXANS THIRD AND FOURTH DOWN EFFICIENCY

Third and:	1	2	3	4	5	6	7	8	9	10+	Total	4th
JAX	1-1	1-1	1-1	0-1	1-1	1-2	0-0	0-1	0-0	0-4	5-12	0-1
at CIN	0-3	0-0	0-0	0-1	1-3	0-1	2-2	0-1	0-0	1-4	4-15	0-0
at NE	2-4	1-1	0-1	0-0	2-2	0-1	1-1	0-1	0-0	0-3	6-14	0-0
TEN	0-0	0-0	2-2	1-1	1-2	0-3	0-0	1-1	0-0	1-3	6-12	1-1
KC	1-2	0-0	0-0	0-1	0-0	0-2	1-1	1-1	0-0	0-3	3-10	1-1
CLE	2-3	1-1	1-1	0-2	0-0	0-1	0-0	0-0	0-1	1-4	5-13	0-0
at SEA												
IND												
at LAR												
ARI												
at BAL												
at TEN												
SF												
at JAX												
PIT												
at IND												
TOTALS	6-13	3-3	4-5	1-6	5-8	1-10	4-4	2-5	0-1	3-21	29-76	2-3

INTERCEPTIONS AND FUMBLES

	Int.	Yds.	Players	Fum. Lost	Players
JAX	1	67	D.Watson	3 3	T.Savage (2/2); D.Watson (1/1)
at CIN	0	-	-	0 -	-
at NE	2	51	D.Watson	2 0	D.Watson (2/0)
TEN	1	7	D.Watson	0 -	-
KC	0	-	-	1 1	D.Foreman (1/1)
CLE	1	56	D.Watson	0 -	-
at SEA					
IND					
at LAR					
ARI					
at BAL					
at TEN					
SF					
at JAX					
PIT					
at IND					
Totals	5	181		6 4	

OPPONENTS DRIVE ENGINEERING

	No. of Drives	TD	Miss FG	FG	Punt	Fum.	INT	Dwns	Safety	End Half	End Game	Pts.	Pts./ Drive
JAX	11	2	1	3	4	0	0	0	0	0	1	22	2.00
at CIN	13	0	0	3	7	1	0	1	0	0	1	9	0.69
at NE	13	5	0	0	6	1	0	0	0	1	0	36	2.77
TEN	14	2	0	0	5	1	4	0	0	1	1	14	1.00
KC	10	3	0	5	2	0	0	0	0	0	0	35	3.50
CLE	13	1	0	1	7	0	3	0	1	0	0	10	0.77
at SEA													
IND													
at LAR													
ARI													
at BAL													
at TEN													
SF													
at JAX													
PIT													
at IND													
TOTALS	74	13	1	12	31	3	7	1	1	2	3	126	1.70

FIRST DOWNS EARNED

NAME	RUSH		PASS		REC		PEN	TOTAL
	Yds	Att	Yds	Att	Yds	Att		
Deshaun Watson	11	(7)	69	(18)				80 (25)
Lamar Miller	17	(1)			9	(4)		26 (5)
DeAndre Hopkins					25	(6)		25 (6)
D'Onta Foreman	7	(2)			3	0		10 (2)
Bruce Ellington	1	0			7	(2)		8 (2)
Ryan Griffin					8	(2)		8 (2)
Will Fuller V					7	(3)		7 (3)
Stephen Anderson					6	(1)		6 (1)
Tom Savage			5	(2)				5 (2)
C.J. Fiedorowicz					4	0		4 0
Tyler Ervin	1	0			1	(1)		2 (1)
Braxton Miller					2	0		2 0
Chris Thompson					1	(1)		1 (1)
Jay Prosch					1	0		1 0
Penalty							20	20 0
TOTALS	37	(10)	74	(20)	74	(20)	20	205 (50)

* Note: One first down awarded to passer and receiver on passes

TURNOVERS

	Takeaways				Giveaways				Special Teams		Game Net
	Fum.	Int.	Total	Pts Off	Fum.	Int.	Total	Pts Off	Give	Take	
JAX	0	0	0	0	3	1	4	16	0	0	-4
at CIN	1	0	1	3	0	0	0	0	0	0	1
at NE	1	0	1	7	0	2	2	7	0	0	-1
TEN	1	4	5	13	0	1	1	0	0	0	4
KC	0	0	0	0	1	0	1	3	0	0	-1
CLE	0	3	3	6	0	1	1	7	0	0	2
at SEA											
IND											
at LAR											
ARI											
at BAL											
at TEN											
SF											
at JAX											
PIT											
at IND											
Totals	3	7	10	29	4	5	9	33	0	0	1

TEXANS TAKEAWAY RESULTS**TEXANS TAKEAWAYS:****10 Total Takeaways (7 INT, 3 FUM)**

- 1 FUM resulted in 3 points for Houston at CIN on 9/14
- 1 FUM resulted in 7 points for Houston at NE on 9/24
- 4 INT and 1 FUM resulted in 13 points for Houston vs. TEN on 10/1
- 3 INT resulted in 6 points for Houston vs. CLE on 10/15

7 First Half Takeaways (5 INT, 2 FUM)

- 1 FUM resulted in 3 points for Houston at CIN on 9/14
- 1 FUM resulted in 7 points for Houston at NE on 9/24
- 2 INT resulted in 7 points for Houston vs. TEN on 10/1
- 3 INT resulted in 6 points for Houston vs. CLE on 10/15

2 First Quarter Takeaway (1 INT, 1 FUM)

- 1 FUM resulted in 3 points for Houston at CIN on 9/14
- 1 INT resulted in 7 points for Houston vs. TEN on 10/1

5 Second Quarter Takeaway (4 INT, 1 FUM)

- 1 FUM resulted in 7 points for Houston at NE on 9/24
- 1 INT resulted in 0 points for Houston vs. TEN on 10/1
- 3 INT resulted in 6 points for Houston vs. CLE on 10/15

3 Second Half Takeaways (2 INT, 1 FUM)

- 2 INT and 1 FUM resulted in 6 points for Houston vs. TEN on 10/1

0 Third Quarter Takeaways (0 INT, 0 FUM)**3 Fourth Quarter Takeaways (2 INT, 1 FUM)**

- 2 INT and 1 FUM resulted in 6 points for Houston vs. TEN on 10/1

TEXANS TURNOVER RESULTS**TEXANS TURNOVERS:****9 Total Giveaways (5 INT, 4 FUM)**

- 1 INT and 3 FUM resulted in 16 points for Jacksonville on 9/10
- 2 INT resulted in 7 points for New England on 9/24
- 1 INT resulted in 0 points for Tennessee on 10/1
- 1 FUM resulted in 3 points for Kansas City on 10/8
- 1 INT resulted in 7 points for Cleveland on 10/15

5 First Half Giveaways (2 INT, 3 FUM)

- 2 FUM resulted in 13 points for Jacksonville on 9/10
- 1 INT resulted in 7 points for New England on 9/24
- 1 INT resulted in 0 points for Tennessee on 10/1
- 1 FUM resulted in 3 points for Kansas City on 10/8

0 First Quarter Giveaways (0 INT, 0 FUM)**5 Second Quarter Giveaways (2 INT, 3 FUM)**

- 2 FUM resulted in 13 points for Jacksonville on 9/10
- 1 INT resulted in 7 points for New England on 9/24
- 1 INT resulted in 0 points for Tennessee on 10/1
- 1 FUM resulted in 3 points for Kansas City on 10/8

4 Second Half Giveaways (3 INT, 1 FUM)

- 1 INT and 1 FUM resulted in 3 points for Jacksonville on 9/10
- 1 INT resulted in 0 points for New England on 9/24

0 Third Quarter Giveaways (0 INT, 0 FUM)**4 Fourth Quarter Giveaway (3 INT, 1 FUM)**

- 1 INT and 1 FUM resulted in 3 points for Jacksonville on 9/10
- 1 INT resulted in 0 points for New England on 9/24
- 1 INT resulted in 7 points for Cleveland on 10/15

DRIVE CHARTS

Week 1 – September 10 vs. Jacksonville

HOU Start	Plays	Yards	Last Scrm	Time	Result	JAX Start	Plays	Yards	Last Scrm	Time	Result
HOU 25	3	-6	HOU 26	1:34	Punt	JAX 25	8	51	HOU 24	2:52	Made FG
HOU 20	9	29	50	4:09	Punt	JAX 38	3	5	JAX 43	1:22	Punt
HOU 25	3	3	HOU 30	1:33	Punt	JAX 16	10	77	HOU 7	5:14	Made FG
HOU 33	3	-3	HOU 37	1:12	Punt	JAX 25	3	8	JAX 33	1:52	Punt
HOU 38	3	15	JAX 44	1:06	Fumble	JAX 19	3	3	JAX 23	1:35	Punt
HOU 25	5	28	JAX 31	1:13	Fumble	JAX 47	9	53	HOU 1	5:29	TD
HOU 25	2	13	HOU 32	0:49	End Half	JAX 25	10	75	HOU 1	4:55	TD
HOU 25	14	75	JAX 4	5:51	TD	JAX 41	9	38	HOU 21	3:40	Miss FG
HOU 25	11	34	JAX 35	4:11	Fumble	JAX 25	3	4	JAX 29	1:38	Punt
HOU 29	5	13	HOU 42	1:24	Punt	HOU 27	4	7	HOU 20	0:20	Made FG
HOU 37	7	43	JAX 10	4:50	Interception	HOU 14	2	-2	HOU 14	1:08	End Game
HOU 11	4	3	HOU 19	2:03	Downs						

Week 2 – September 14 at Cincinnati

HOU Start	Plays	Yards	Last Scrm	Time	Result	CIN Start	Plays	Yards	Last Scrm	Time	Result
HOU 25	3	4	HOU 29	1:01	Punt	CIN 46	4	-7	HOU 49	1:59	Punt
HOU 3	3	7	HOU 10	1:53	Punt	CIN 45	3	9	HOU 46	1:52	Punt
HOU 15	5	8	HOU 37	3:02	Punt	HOU 39	1	7	HOU 39	0:41	Fumble
CIN 20	6	12	CIN 6	3:04	Made FG	CIN 36	5	43	HOU 12	2:44	Made FG
HOU 25	6	13	HOU 40	3:24	Punt	CIN 14	6	28	CIN 42	3:03	Punt
HOU 20	3	9	HOU 29	2:01	Punt	CIN 20	3	7	CIN 27	0:46	Punt
HOU 6	9	94	CIN 44	3:40	TD	CIN 25	6	64	HOU 11	0:48	Made FG
HOU 25	7	24	HOU 49	3:24	Punt	CIN 25	17	63	HOU 12	8:34	Made FG
HOU 16	3	7	HOU 25	1:52	Punt	CIN 11	6	28	CIN 39	2:30	Punt
HOU 8	3	0	HOU 17	1:22	Punt	CIN 25	5	15	CIN 40	2:25	Punt
HOU 10	13	66	CIN 24	6:24	Made FG	CIN 47	3	2	HOU 48	1:33	Punt
CIN 44	3	4	CIN 38	1:06	Punt	CIN 31	5	13	CIN 49	0:48	Downs
						CIN 20	1	8	CIN 20	0:02	End Game

Week 3 – September 24 at New England

HOU Start	Plays	Yards	Last Scrm	Time	Result	NE Start	Plays	Yards	Last Scrm	Time	Result
HOU 21	3	-2	HOU 21	1:28	Punt	NE 49	7	51	HOU 5	2:59	TD
HOU 22	6	57	NE 21	3:11	Made FG	NE 25	3	9	NE 34	1:24	Punt
HOU 18	3	8	HOU 26	1:35	Punt	NE 6	3	2	NE 11	1:52	Punt
NE 44	2	44	NE 29	0:40	TD	NE 25	6	38	HOU 37	2:35	Punt
HOU 11	3	14	HOU 25	1:19	Interception	HOU 12	1	12	HOU 7	0:32	TD
HOU 23	10	55	NE 22	5:24	Made FG	NE 25	2	-3	NE 28	0:46	Fumble
HOU 16	6	25	HOU 41	2:56	Punt	NE 25	6	75	HOU 47	2:17	TD
HOU 30	10	70	NE 12	5:33	TD	NE 30	4	16	NE 41	1:02	End Half
HOU 20	12	67	NE 13	4:29	Made FG	NE 19	5	81	HOU 42	2:15	TD
HOU 13	7	28	HOU 41	3:09	Punt	NE 25	9	37	HOU 34	5:30	Punt
HOU 33	7	49	NE 18	3:31	Made FG	NE 25	3	9	NE 34	1:45	Punt
HOU 25	2	21	HOU 46	0:23	Interception	NE 7	3	9	NE 16	1:24	Punt
						NE 25	8	75	HOU 25	2:01	TD

Week 4 – October 1 vs. Tennessee

HOU Start	Plays	Yards	Last Scrm	Time	Result	TEN Start	Plays	Yards	Last Scrm	Time	Result
TEN 43	4	43	TEN 2	1:48	TD	TEN 22	3	4	TEN 26	0:59	Interception
Hou24	11	76	TEN 8	5:07	TD	TEN 25	3	8	TEN 33	1:57	Punt
Hou24	9	76	TEN 16	3:47	TD	TEN 25	3	5	TEN 31	1:28	Punt
Hou25	12	43	TEN 19	5:43	Made FG	TEN 25	5	75	Hou29	3:10	TD
Hou42	2	58	TEN 1	0:31	TD	TEN 25	7	75	Hou2	4:11	TD
Hou49	5	33	TEN 18	1:02	Interception	TEN 25	1	0	TEN 25	0:07	Interception
Hou25	14	75	TEN 5	8:09	TD	TEN 9	1	-1	TEN 9	0:10	End Half
Hou14	3	7	Hou21	1:45	Punt	TEN 25	3	7	TEN 32	1:39	Punt
Hou27	9	73	TEN 8	5:27	TD	TEN 21	3	3	TEN 24	1:41	Punt
TEN 42	5	20	TEN 22	2:16	Made FG	TEN 42	2	0	TEN 42	0:24	Interception
TEN 15	4	0	TEN 15	2:16	Made FG	TEN 25	1	0	TEN 25	0:08	Interception
Hou26	3	4	Hou31	1:50	Punt	TEN 3	5	12	TEN 22	2:41	Fumble
						TEN 25	3	-1	TEN 25	1:28	Punt
						TEN 9	1	3	TEN 9	0:16	End Game

DRIVE CHARTS

Week 5 – October 8 vs. Kansas City

HOU Start	Plays	Yards	Last Scrm	Time	Result	KC Start	Plays	Yards	Last Scrm	Time	Result
HOU 25	8	34	KC 31	4:04	Punt	KC 19	15	64	HOU 15	8:07	Made FG
HOU 25	3	4	HOU 29	0:46	Punt	KC 11	11	65	HOU 24	6:26	Made FG
HOU 25	2	7	HOU 31	0:33	Fumble	KC 38	9	62	HOU 7	4:52	TD
HOU 25	8	75	KC 6	2:28	TD	HOU 26	4	3	HOU 23	0:55	Made FG
HOU 25	4	6	HOU 47	0:34	End Half	KC 25	7	75	HOU 3	1:15	TD
HOU 21	3	-2	HOU 25	2:09	Punt	KC 16	8	29	KC 45	5:33	Punt
HOU 22	7	78	KC 9	3:58	TD	KC 25	10	58	HOU 17	4:19	Made FG
HOU 30	5	70	KC 48	2:01	TD	KC 30	6	70	HOU 10	3:03	TD
HOU 25	3	5	HOU 34	1:35	Punt	KC 9	4	24	KC 33	1:58	Punt
HOU 20	4	4	HOU 32	2:03	Punt	HOU 35	4	5	HOU 30	1:49	Made FG
KC 37	3	37	KC 34	0:24	TD						
HOU 25	7	75	KC 1	1:08	TD						

Week 6 – October 15 vs. Cleveland

HOU Start	Plays	Yards	Last Scrm	Time	Result	CLE Start	Plays	Yards	Last Scrm	Time	Result
HOU 25	10	52	CLE 23	4:03	Made FG	CLE 25	8	24	HOU 47	4:57	Punt
HOU 4	3	-1	HOU 5	1:11	Punt	HOU 27	4	4	HOU 23	1:34	Made FG
HOU 13	5	87	CLE 39	2:34	TD	CLE 25	9	53	HOU 17	4:33	Interception
HOU 15	3	4	HOU 19	1:11	Punt	CLE 25	5	19	CLE 44	1:56	Interception
HOU 29	6	71	CLE 1	2:49	TD	CLE 14	3	6	CLE 22	2:08	Punt
HOU 43	3	-8	HOU 43	0:51	Punt	CLE 25	3	0	CLE 25	0:31	Punt
HOU 48	2	26	HOU 48	0:11	End Half	CLE 21	5	22	CLE 44	1:31	Interception
HOU 30	4	17	CLE 47	2:18	Punt	CLE 25	3	3	CLE 28	1:04	Punt
HOU 35	13	65	CLE 3	6:05	TD	CLE 3	3	-3	CLE 6	1:28	Safety
HOU 11	4	21	HOU 32	1:53	Interception	CLE 25	5	18	HOU 47	3:45	Punt
HOU 25	3	6	HOU 31	1:29	Punt	CLE 19	5	21	CLE 42	2:25	Punt
HOU 20	3	6	HOU 26	1:36	Punt	CLE 34	7	21	HOU 27	4:18	Punt
HOU 2	3	6	HOU 8	1:50	Punt	50	4	50	HOU 3	0:46	TD
HOU 49	2	1	CLE 49	1:03	End Game						

CUMULATIVE CHALLENGE RESULTS

Category	Won	Lost
Completions	1	7
(Touchdown)	11/14/10 at JAX	9/18/16 vs. KC 9/9/12 vs. MIA 12/13/10 vs. BAL 11/29/09 vs. IND 9/10/06 vs. PHI 9/12/04 vs. SD 9/22/02 vs. IND
Completions	10	19
(No Touchdown)	11/1/10 at IND 12/6/09 at JAX 9/15/13 vs. TEN 9/22/13 at BAL 10/9/14 vs. IND 9/13/15 vs. KC 9/13/15 vs. KC 9/27/15 vs. TB 12/13/15 vs. NE 12/13/15 vs. NE	12/11/11 at CIN 10/30/11 vs. JAX 10/9/11 vs. OAK 9/30/07 at ATL 11/5/06 at NYG 11/12/06 at JAX 12/24/06 vs. IND 11/14/04 at IND 11/14/04 at IND 11/21/04 vs. GB 10/19/03 vs. NYJ 10/20/14 at PIT 12/21/14 vs. BAL 12/28/14 vs. JAX 9/27/15 vs. TB 11/22/15 vs. NYJ 1/3/16 vs. JAX 12/11/16 at IND 10/8/17 vs. KC
Interceptions	2	4
	11/13/11 at TB 9/16/07 at CAR	9/21/08 at TEN 9/23/07 vs. IND 10/14/07 at JAX 11/30/02 vs. CIN
Fumbles	7	14
	11/6/11 vs. CLE 10/18/09 at CIN 12/28/08 vs. CHI 9/17/06 at IND 10/15/06 at DAL 12/12/04 vs. IND 9/22/16 at NE	12/4/11 vs. ATL 10/30/11 vs. JAX 10/3/10 at OAK 9/27/09 vs. JAX 9/7/08 at PIT 12/14/08 vs. TEN 9/16/07 at CAR 10/21/07 vs. TEN 11/18/07 vs. NO 11/25/07 at CLE 12/13/07 vs. DEN 9/11/05 at BUF 10/2/05 at CIN 9/7/14 vs. WAS
Spot	5	8
	12/2/06 at OAK 11/30/03 vs. ATL 9/27/09 vs. JAX 9/30/12 vs. TEN 9/15/13 vs. TEN	12/20/09 vs. STL 9/7/08 at PIT 12/31/06 vs. CLE 10/10/04 vs. MIN 11/7/04 at DEN 10/13/13 vs. STL 11/24/13 vs. JAX 11/2/14 vs. PHI 11/21/16 at OAK
Down By Contact	0	1
(No Sack)		9/24/17 at NE
Penalties	0	2
Number of Men on Field		12/30/12 at IND
Running into the kicker		12/20/15 at IND
ALL-TIME RECORD	25	55

CHALLENGE BY YEAR

Year	Won	Lost
2017	0	2
2016	1	3
2015	5	4
2014	1	4
2013	3	2
2012	1	2
2011	2	5
2010	2	2
2009	3	3
2008	1	4
2007	1	8
2006	3	5
2005	0	2
2004	1	6
2003	1	1
2002	0	2
ALL-TIME RECORD	25	55

YEARLY CHALLENGE SUMMARIES

2017		
Category	Won	Lost
Completions (TD)	0	0
Completions (No TD)	0	1
Fumbles	0	0
Spot	0	0
Down By Contact (Sack)	0	1
2017 RECORD	0	2

CHALLENGE DESCRIPTION		
9/24/17 at NE (T. Brady down by contact)	Lost	
10/8/17 vs. KC (T. Hill completion)	Lost	

2016		
Category	Won	Lost
Completions (TD)	0	1
Completions (No TD)	0	1
Fumbles	1	0
Spot	0	1
2016 RECORD	1	3

CHALLENGE DESCRIPTION		
9/18/16 vs. KC (D. Hopkins completion)	Lost	
9/22/16 at NE (C. Jones fumble)	Won	
11/21/16 at OAK (A. Hunt spot)	Lost	
12/11/16 at IND (T. Hilton catch)	Lost	

2015		
Category	Won	Lost
Completions (TD)	0	0
Completions (No TD)	5	3
Interceptions	0	0
Fumbles	0	0
Number of Men on Field	0	0
Running into the kicker	0	1
2015 RECORD	5	4

CHALLENGE DESCRIPTION		
9/13/15 vs. KC (J. Maclin completion)	Won	
9/13/15 vs. KC (D. Hopkins completion)	Won	
9/27/15 vs. TB (M. Evans completion)	Won	
9/27/15 vs. TB (L. Murphy completion)	Lost	
11/22/15 vs. NYJ (E. Decker completion)	Lost	
12/13/15 vs. NE (D. Amendola completion)	Won	
12/13/15 vs. NE (J. White completion)	Won	
12/20/15 at IND (W. Mercilus penalty)	Lost	
1/3/16 vs. JAX (A. Hurns completion)	Lost	

2014		
Category	Won	Lost
Completions (TD)	0	0
Completions (No TD)	1	3
Interceptions	0	0
Fumbles	0	1
Number of Men on Field	0	0
Spot	0	0
2014 RECORD	1	4

CHALLENGE DESCRIPTION		
9/7/14 vs. WAS (A. Morris fumble)	Lost	
10/9/14 vs. IND (R. Wayne completion)	Won	
10/20/14 at PIT (A. Brown completion)	Lost	
12/21/14 vs. BAL (A. Johnson completion)	Lost	
12/28/14 vs. JAX (A. Hurns completion)	Lost	

2013		
Category	Won	Lost
Completions (TD)	0	0
Completions (No TD)	2	0
Interceptions	0	0
Fumbles	0	0
Number of Men on Field	0	0
Spot	1	2
2013 RECORD	3	2

CHALLENGE DESCRIPTION		
9/15/13 vs. TEN (Spot. After review, ruled safety)	Won	
9/15/13 vs. TEN (M. Schaub pass to A. Johnson)	Won	
9/22/13 at BAL (T. Smith catch on sideline)	Won	
10/13/13 vs. STL (B. Tate goal line run)	Lost	
11/24/13 vs. JAX (D. Johnson first down short of marker)	Lost	

2012		
Category	Won	Lost
Completions (TD)	0	1
Completions (No TD)	0	0
Interceptions	0	0
Fumbles	0	0
Number of Men on Field	0	1
Spot	1	0
2012 RECORD	1	2

CHALLENGE DESCRIPTION		
9/9/12 vs. MIA (L. Jean catch in endzone)	Lost	
9/30/12 vs. TEN (K. Martin first down short of marker)	Won	
12/30/12 at IND (IND number men on field)	Lost	

2011		
Category	Won	Lost
Completions (TD)	0	0
Completions (No TD)	0	3
Interceptions	1	0
Fumbles	1	2
Spot	0	0
2011 RECORD	2	5

CHALLENGE DESCRIPTION		
12/11/11 at CIN (A. Foster catch)	Lost	
12/4/11 vs. ATL (T. Yates fumble)	Lost	
11/13/11 at TB (A. Talib interception)	Won	
11/6/11 vs. CLE (D. Ward fumble)	Won	
10/30/11 vs. JAX (B. Tate fumble)	Lost	
10/30/11 vs. JAX (K. Walter catch)	Lost	
10/9/11 vs. OAK (J. Dreesen catch)	Lost	

COACHES CHALLENGES

2010

Category	Won	Lost
Completions (TD)	1	1
Completions (No TD)	1	0
Interceptions	0	0
Fumbles	0	1
Spot	0	0
2010 RECORD	2	2

CHALLENGE DESCRIPTION

11/14/10 at JAX (K. Walter TD completion)	Won
10/3/10 at OAK (M. Bush fumble)	Lost
11/1/10 at IND (A. Gonzalez catch)	Won
12/13/10 vs. BAL (K. Walter TD completion)	Lost

2009

Category	Won	Lost
Completions (TD)	0	1
Completions (No TD)	1	0
Interceptions	0	0
Fumbles	1	1
Spot	1	1
2009 RECORD	3	3

CHALLENGE DESCRIPTION

9/27/09 vs. JAX (C. Brown fumble)	Lost
9/27/09 vs. JAX (E. Wilford TD. Marked ob at HST 2.)	Won
10/18/09 at CIN (S. Slaton fumble)	Won
11/29/09 vs. IND (A. Johnson catch)	Lost
12/6/09 at JAX (D. Anderson catch)	Won
12/20/09 at STL (K. Darby first down)	Lost

2008

Category	Won	Lost
Completions (TD)	0	0
Completions (No TD)	0	0
Interceptions	0	1
Fumbles	1	2
Spot	0	1
2008 RECORD	1	4

CHALLENGE DESCRIPTION

9/7/08 at PIT (M. Schaub fumble)	Lost
9/7/08 at PIT (Spot)	Lost
9/21/08 at TEN (M. Griffin interception)	Lost
12/14/08 vs. TEN (Ball touched on punt)	Lost
12/28/08 vs. CHI (S. Slaton fumble)	Won

2007

Category	Won	Lost
Completions (TD)	0	0
Completions (No TD)	0	1
Interceptions	1	2
Fumbles	0	5
Spot	0	0
2007 RECORD	1	8

CHALLENGE DESCRIPTION

9/16/07 at CAR (K. Lucas interception)	Won
9/16/07 at CAR (O. Daniels fumble)	Lost
9/23/07 vs. IND (R. Boiman interception)	Lost
9/30/07 at ATL (J. Harrington pass complete to R.White)	Lost
10/14/07 at JAX (B. Williams interception)	Lost
10/21/07 vs. TEN (J. Jones fumble)	Lost
11/18/07 vs. NO (O. Daniels fumble)	Lost
11/25/07 at CLE (O. Daniels fumble)	Lost
12/13/07 vs. DEN (T. Scheffler fumble)	Lost

2006

Category	Won	Lost
Completions (TD)	0	1
Completions (No TD)	0	3
Interceptions	0	0
Fumbles	2	0
Spot	1	1
2006 RECORD	3	5

CHALLENGE DESCRIPTION

9/10/06 vs. PHI (D. McNabb TD pass to D. Stallworth)	Lost
9/17/06 at IND (IND TD challenged; overturned)	Won
10/15/06 at DAL (Punt return fumble)	Won
11/5/06 at NYG (J. Feagles pass to J. Feely)	Lost
11/12/06 at JAX (S. Rosenfels incomplete pass to O. Daniels)	Lost
12/2/06 at OAK (Punt return marked ob at HST 38. After review marked ob at OAK 41)	Won
12/24/06 vs. IND (P. Manning pass to B. Utecht)	Lost
12/31/06 vs. CLE (C. Taylor 2 yard run)	Lost

2005

Category	Won	Lost
Completions (TD)	0	0
Completions (No TD)	0	0
Interceptions	0	0
Fumbles	0	2
Spot	0	0
2005 RECORD	0	2

CHALLENGE DESCRIPTION

9/11/05 at BUF (D. Carr fumble)	Lost
10/2/05 at CIN (D. Carr fumble)	Lost

2004

Category	Won	Lost
Completions (TD)	0	1
Completions (No TD)	0	3
Interceptions	0	0
Fumbles	1	0
Spot	0	2
2004 RECORD	1	6

CHALLENGE DESCRIPTION

9/12/04 vs. SD (D. Brees TD pass to E. Parker)	Lost
10/10/04 vs. MIN (spot)	Lost
11/7/04 at DEN (spot)	Lost
11/14/04 at IND (P. Manning pass to B. Stokley)	Lost
11/14/04 at IND (P. Manning pass to B. Stokley)	Lost
11/21/04 vs. GB (D. Carr pass to J. Gaffney)	Lost
12/12/04 vs. IND (P. Manning fumble)	Won

2003

Category	Won	Lost
Completions (TD)	0	0
Completions (No TD)	0	1
Interceptions	0	0
Fumbles	0	0
Spot	1	0
2003 RECORD	1	1

CHALLENGE DESCRIPTION

10/19/03 vs. NYJ (V. Testaverde pass to S. Moss)	Lost
11/30/03 vs. ATL (spot)	Won

2002

Category	Won	Lost
Completions (TD)	0	1
Completions (No TD)	0	0
Interceptions	0	1
Fumbles	0	0
Spot	0	0
2002 RECORD	0	2

CHALLENGE DESCRIPTION

9/22/02 vs. IND (P. Manning TD pass to R. Wayne)	Lost
11/30/02 vs. CIN (A. Hawkins interception)	Lost



HOUSTON
TEXANS

GAME
SUMMARIES

GAME SUMMARIES



WEEK 1: Houston 7 vs. Jacksonville 29

71,710 • NRG Stadium • Houston, Texas • Sept. 10, 2017



GAME SUMMARY

The Houston Texans fell 29-7 to the Jacksonville Jaguars on Sunday in the team's 2017 regular season opener. The Texans struggled, committing four turnovers and giving up ten sacks to the Jaguars defense. The Texans loss broke a six-game winning streak against their AFC South opponent.

Tom Savage completed 7-of-13 passes for 62 yards before being replaced by **Deshawn Watson** to start the second half. Savage was sacked six times, including two that led to turnovers. Watson finished the game 12-of-23 for 102 yards, with one touchdown and one interception. **DeAndre Hopkins**, who scored the lone touchdown for the Texans, led the team with seven catches for 55 yards.

The Jaguars took 6-0 lead early in the second quarter, following two early field goal drives. Yannick Ngakoue's two strip sacks on Tom Savage in the second quarter led to back-to-back touchdown drives for Jacksonville.

Leonard's Fournette's one-yard touchdown run, following the Texans first turnover, gave the Jaguars a 12-0 lead with 2:14 left in the second quarter. Jason Myers' extra point attempt was wide right.

On the following drive, Dexter Fowler scored on a 53-yard fumble recovery for a touchdown to give the Jaguars a 19-0 lead at halftime.

Watson took over at quarterback for the Texans to start the third quarter. In his first NFL drive, Watson capped off a 14-play, 75-yard scoring drive with a four yard TD pass to Hopkins. The Texans trailed 19-7.

The Jaguars responded with a 1-yard touchdown pass from Bortles to Tommy Bohanon to extend their lead to 26-7.

The Texans ended two more drives with a turnover. Jacksonville missed a field goal on a strip sack that resulted in a fumble. Following an interception thrown by Watson, the Jaguars added a 38-yard field goal.

The Texans travel to Cincinnati to face the Bengals on Thursday Night Football in Week 2.

SCORING

SCORE BY PERIODS	1	2	3	4	OT	Total
Jacksonville Jaguars	3	16	7	3	0	29
Houston Texans	0	0	7	0	0	7

SCORING DRIVES

Team	Qtr	Time	Play Description (Extra Point) (Drive Info)	JAX	HOU
Jaguars	1	12:08	J.Myers 42 yd. Field Goal (8-51, 2:52)	3	0
Jaguars	2	14:49	J.Myers 25 yd. Field Goal (10-77, 5:14)	6	0
Jaguars	2	2:02	L.Fournette 1 yd. run (kick failed, wr) (9-53, 5:29)	12	0
Jaguars	2	0:49	D.Fowler 53 yd. fumble return (J.Myers kick)	19	0
Texans	3	9:09	D.Hopkins 4 yd. pass from D.Watson (K.Fairbairn kick) (14-75, 5:51)	19	7
Jaguars	3	4:14	T.Bohanon 1 yd. pass from B.Bortles (J.Myers kick) (10-75, 4:55)	26	7
Jaguars	4	3:11	J.Myers 38 yd. Field Goal (4-7, 0:20)	29	7

TEAM STATISTICS

	JAGUARS	TEXANS
TOTAL FIRST DOWNS	19	23
THIRD DOWN EFFICIENCY	3-12-25%	5-12-42%
FOURTH DOWN EFFICIENCY	1-1-100%	0-1-0%
TOTAL NET YARDS	280	203
NET YARDS RUSHING	155	93
NET YARDS PASSING	125	110
PASS ATTEMPTS-COMPLETIONS-HAD INTERCEPTED	21-11-0	36-19-1
KICKOFFS Number-In End Zone-Touchbacks	7-7-6	2-2-2
PUNTS Number and Average	4-46.8	5-43.2
Net Punting Average	36.5	41.8
FGs - PATs Had Blocked	0-0	0-0
TOTAL RETURN YARDAGE (Not Including Kickoffs)	74	21
PENALTIES Number and Yards	10-89	9-94
FUMBLES Number and Lost	0-0	3-3
TOUCHDOWNS	3	1
EXTRA POINTS Made-Attempts	2-3	1-1
FIELD GOALS Made-Attempts	3-4	0-0
RED ZONE EFFICIENCY	2-4-50%	1-2-50%
GOAL TO GO EFFICIENCY	2-3-67%	1-2-50%
SAFETIES	0	0
FINAL SCORE	29	7
TIME OF POSSESSION	30:05	29:55

INDIVIDUAL STATISTICS

RUSHING (Att-Yds): Jacksonville, L. Fournette 26-100, C. Ivory 9-42, B. Bortles 3-13, T. Bohanon 1-0. Houston, L. Miller 17-65, D. Watson 2-16, T. Ervin 3-8, D. Foreman 1-4.

PASSING (C-A-Y-I): Jacksonville, B. Bortles 11-21-125-0. Houston, D. Watson 12-23-102-1, T. Savage 7-13-62-0.

RECEIVING (Rec-Yds): Jacksonville, A. Hurns 3-42, L. Fournette 3-24, J. O'Shaughnessy 1-18, A. Robinson 1-17, A. Benn 1-12, C. Ivory 1-11, T. Bohanon 1-1. Houston, D. Hopkins 7-55, C. Fiedorowicz 4-46, T. Ervin 4-18, L. Miller 2-31, S. Anderson 2-13.

SACKS (Sk-Yds): Jacksonville, C. Campbell 4-17.5, Y. Ngakoue 2-13, M. Jackson 1-7, D. Fowler 1-6, L. McCray 1.5-7, A. Jones .5-3.5. Houston, none.

INTERCEPTIONS (Int-Yds): Jacksonville, T. Gipson 1-67. Houston, none.

TACKLES (S-A-T): Jacksonville, M. Jack 8-6-14, A. Bouye 5-1-6, C. Campbell 4-2-6, T. Gipson 4-2-6, B. Church 3-3-6, Y. Ngakoue 3-1-4, M. Jackson 3-0-3, D. Fowler 3-0-3, J. Ramsey 2-1-3, L. McCray 1-2-3, T. Smith 1-1-2, P. Posluszny 1-1-2, A. Jones 0-2-2, E. Ankou 1-0-1, D. Smoot 1-0-1, A. Colvin 1-0-1, S. Day 0-1-1. Houston, B. McKinney 3-6-9, K. Jackson 4-2-6, A. Hal 3-3-6, K. Johnson 3-2-5, W. Mercilus 3-2-5, D. Reader 2-3-5, C. Moore 3-1-4, Z. Cunningham 0-4-4, B. Dunn 3-0-3, M. Gilchrist 2-1-3, B. Cushing 1-2-3, J. Heath 1-1-2, C. Covington 1-1-2, J. Watt 1-0-1, J. Clowney 1-0-1, E. Pleasant 1-0-1, B. Scarlett 1-0-1, J. Joseph 0-1-1, B. Peters 0-1-1.

MISSED FIELD GOAL: Jacksonville, J. Myers 39WL. Houston, none.

Game summary via HoustonTexans.com

TEAM NOTES

THE TEXANS

- Held the Jaguars to 3-of-12 (25%) on third down
- Finished 5-for-12 (42%) on third down on offense
- Held the Jaguars to 280 total net yards, including just 125 net passing yards
- Gained 23 first downs (four passing, 11 rushing and eight by penalty) and held the Jaguars to 19 first downs
- Had 19 players record at least one tackle on defense

SCORING PLAYS

- 3rd Quarter – WR **DeAndre Hopkins** caught a four-yard touchdown pass from QB **Deshaun Watson** to cap a 14-play, 75-yard drive (5:51). K **Ka'imi Fairbairn** made the extra point attempt

MISCELLANEOUS NOTES

- The following six Texans players were captains for the game: ILB **Brian Cushing**, CB **Johnathan Joseph**, P **Shane Lechler**, ILB **Brian Peters**, QB **Tom Savage** and DE **J.J. Watt**
- The following seven Texans players were inactive for the game: RB **Alfred Blue**, T **Julién Davenport**, CB **Treston Decoud**, G **Kyle Fuller**, WR **Will Fuller V**, OLB **Ufomba Kamalu** and DE **Carlos Watkins**
- All 46 active Texans players appeared in the game
- Houston won the toss and elected to defer to the second half. Jacksonville chose to receive to start the game

INDIVIDUAL PLAYER NOTES

ILB BRIAN CUSHING

- Started and played in his 100th career regular season game, which gives him the fifth-most starts in team history and ties him with Owen Daniels for the ninth-most games played

ILB ZACH CUNNINGHAM

- Had four total tackles, one pass defended and one special teams tackle in his NFL debut

TE C.J. FIEDOROWICZ

- Caught four passes for 46 yards (11.5 avg.)

S ANDRE HAL

- Finished tied for second on the team with six total tackles (three solo), including one tackle for loss

WR DeANDRE HOPKINS

- Had a game-high seven receptions for a game-high 55 yards (7.9 avg.) and one touchdown reception
- Tied Kevin Walter (24) for the third-most receiving touchdowns in team history
- Started his 65th straight regular season game, which is the second-longest active streak among NFL wide receivers. Hopkins has recorded at least one reception in all 65 games

CB KAREEM JACKSON

- Finished tied for second on the team with six total tackles (four solo)
- Played in his 101st career regular season game, passing Owen Daniels for the eighth-most games played in team history
- Passed Dunta Robinson (396) for the fourth-most career total tackles in Texans history

P SHANE LECHLER

- Punted five times for 216 yards (43.2 avg.), including a 54-yard punt, and pinned two punts inside the 20-yard line
- Passed Tony Gonzalez (27) for the 21st-most career regular season games played in the NFL history
- Played in his 239th straight regular season game, which is the longest active streak in the NFL

ILB BENARDRICK MCKINNEY

- Led the team with nine tackles (three solo)

RB LAMAR MILLER

- Led the team with 65 rushing yards on 17 attempts (3.8 avg.)
- Caught two passes for 31 yards (15.5 avg.), including a game-high 26-yard reception from QB **Deshaun Watson**

QB TOM SAVAGE

- Completed 7-of-13 passes (53.8%) for 62 yards, no touchdowns, no interceptions and a 66.8 passer rating

QB DESHAUN WATSON

- Entered the game to start the second half and completed 12-of-23 passes (52.2%) for 102 yards, one touchdown, one interception and a 60.4 passer rating in his NFL debut
- Ran two times for 16 yards (8.0 avg.)
- Led Houston on a 14-play, 75-yard scoring drive (5:51) on the first possession of the second half that led to Houston's only score of the game. **Watson** was 5-for-8 passing for 37 yards and completed a four-yard touchdown pass to WR **DeAndre Hopkins** on the drive

DE J.J. WATT

- Played in his first game since Week 3 at New England last season (9/22/16)
- Had one solo tackle and one quarterback hit
- Tied Dunta Robinson (84) for the 17th-most career regular season games played in team history

LS JON WEEKS

- Played in his 113th straight regular season game, which passes Chris Myers (112 from 2008-14) for the third-longest streak in Texans history
- Passed Chris Myers (112) for the fifth-most career regular season games played in team history

GAME SUMMARIES



WEEK 2: Houston 13 at Cincinnati 9

52,942 • Paul Brown Stadium • Cincinnati, Ohio • Sept. 14, 2017



GAME SUMMARY

In his first career NFL start, Deshaun Watson led the Texans to a 13-9 road win over the Cincinnati Bengals on Thursday Night Football.

Watson, celebrating his 22nd birthday, scored the lone touchdown in the win. The rookie quarterback completed 15-of-24 passes for 125 yards and added 67 yards on the ground, including a 49-yard touchdown run.

The Texans offense, dealing with multiple injuries heading into the short week, were without all three tight ends, starting right guard Jeff Allen and wide receiver Bruce Ellington. DeAndre Hopkins had a team-high seven receptions for 73 yards. Lamar Miller and D'Onta Foreman combined for 30 carries and 101 yards rushing.

Houston's defense recorded three sacks, including two by Benardrick McKinney, four quarterback hits, three passes defensed and one turnover in the win. Bengals quarterback Andy Dalton was 19-of-34 for 216 yards and no touchdowns. Houston held the Bengals to just 82 yards net rushing. Johnathan Joseph and Kevin Johnson both left the game early with injuries and did not return to the game.

The Texans took an early 3-0 lead when Jadeveon Clowney returned a fumble recovery 49 yards. Kareem Jackson's hit on wide receiver John Ross led to the fumble at Houston's 32-yard line. Ka'imi Fairbairn successfully added a 26-yard field goal late in the first quarter.

Watson scrambled for a 49-yard touchdown run in the second quarter. Watson's gain was the longest rush by a quarterback in Texans franchise history. Watson's touchdown capped off a nine-play, 94-yard scoring drive to give Houston a 10-3 lead with 0:50 remaining in the first half.

Randy Bullock kicked two field goals in the first half. His second kick, from 29 yards, came with just 0:02 left in the second quarter. The Bengals trailed 10-6 at halftime.

After a scoreless third quarter for Houston, Watson and the Texans offense orchestrated a scoring drive that began at their own 10-yard line. Hopkins caught three passes for 29 yards while Lamar Miller added a 19-yard run. Watson's 11-yard gain on third down set up a 42-yard field goal by Fairbairn. The Texans extended their lead 13-9 with 2:00 left in the fourth quarter.

With the win, the Texans improve to 1-1 on the season and will travel to Gillette Stadium to face the New England Patriots in Week 3.

Game summary via HoustonTexans.com

SCORING

SCORE BY PERIODS	1	2	3	4	OT	Total
Houston Texans	3	7	0	3	0	13
Cincinnati Bengals	0	6	3	0	0	9

SCORING DRIVES

Team	Qtr	Time	Play Description (Extra Point) (Drive Info)	HOU	CIN
Texans	1	1:28	K.Fairbairn 26 yd. Field Goal (6-12, 3:04)	3	0
Bengals	2	13:44	R.Bullock 39 yd. Field Goal (5-43, 2:44)	3	3
Texans	2	0:50	D.Watson 49 yd. run (K.Fairbairn kick) (9-94, 3:40)	10	3
Bengals	2	0:02	R.Bullock 29 yd. Field Goal (6-64, 0:48)	10	6
Bengals	3	6:26	R.Bullock 30 yd. Field Goal (17-63, 8:34)	10	9
Texans	4	1:56	K.Fairbairn 42 yd. Field Goal (13-66, 6:24)	13	9

TEAM STATISTICS

	TEXANS	BENGALS
TOTAL FIRST DOWNS	14	12
THIRD DOWN EFFICIENCY	4-15-27%	4-15-27%
FOURTH DOWN EFFICIENCY	0-0-0%	1-2-50%
TOTAL NET YARDS	266	295
NET YARDS RUSHING	168	82
NET YARDS PASSING	98	213
PASS ATTEMPTS-COMPLETIONS-HAD INTERCEPTED	24-15-0	35-20-0
KICKOFFS Number-In End Zone-Touchbacks	4-4-2	4-3-3
PUNTS Number and Average	9-48.9	7-47.7
Net Punting Average	38.0	45.6
FGs - PATs Had Blocked	0-0	0-0
TOTAL RETURN YARDAGE (Not Including Kickoffs)	15	98
PENALTIES Number and Yards	10-89	9-94
FUMBLES Number and Lost	0-0	1-1
TOUCHDOWNS	1	0
EXTRA POINTS Made-Attempts	1-1	0-0
FIELD GOALS Made-Attempts	2-2	3-3
RED ZONE EFFICIENCY	0-1-0%	0-3-0%
GOAL TO GO EFFICIENCY	0-1-0%	0-0-0%
SAFETIES	0	0
FINAL SCORE	13	9
TIME OF POSSESSION	32:15	27:45

INDIVIDUAL STATISTICS

RUSHING (Att-Yds): Houston, D. Watson 5-67, L. Miller 18-61, D. Foreman 12-40. Cincinnati, J. Mixon 9-36, J. Hill 6-17, J. Ross 1-12, G. Bernard 5-10, A. Dalton 2-5, A. Erickson 1-2.

PASSING (C-A-Y-I): Houston, D. Watson 15-24-125-0. Cincinnati, A. Dalton 20-35-224-0.

RECEIVING (Rec-Yds): Houston, D. Hopkins 7-73, L. Miller 3-26, T. Ervin 3-16, B. Miller 2-10. Cincinnati, A. Green 5-67, A. Erickson 4-62, B. LaFell 4-30, T. Eifert 3-42, G. Bernard 2-16, J. Mixon 1-5, J. Hill 1-2.

SACKS (Sk-Yds): Houston, K. Jackson 1-4, B. McKinney 2-7. Cincinnati, C. Smith 1-14, G. Atkins 2-13.

INTERCEPTIONS (Int-Yds): Houston, none. Cincinnati, none.

TACKLES (S-A-T): Houston, K. Jackson 5-2-7, J. Watt 5-1-6, B. McKinney 4-2-6, D. Reader 1-5-6, Z. Cunningham 4-0-4, J. Clowney 3-1-4, K. Johnson 3-1-4, E. Pleasant 3-0-3, J. Joseph 2-1-3, C. Moore 1-2-3, C. Covington 1-2-3, D. Cole 0-3-3, A. Hal 1-1-2, M. Gilchrist 1-0-1, J. Heath 0-1-1. Cincinnati, V. Rey 6-5-11, S. Williams 4-2-6, G. Iloka 4-2-6, C. Smith 3-3-6, A. Jones 5-0-5, N. Vigil 3-2-5, G. Atkins 2-3-5, J. Willis 1-4-5, C. Dunlap 2-2-4, D. Dennard 3-0-3, P. Sims 1-2-3, D. Kirkpatrick 2-0-2, K. Minter 1-1-2, R. Glasgow 0-2-2.

MISSED FIELD GOAL: Houston, none. Cincinnati, none.

TEAM NOTES

THE TEXANS

- Won their 110th game as a franchise (regular season and postseason combined)
- Improved their all-time regular season record against the Bengals to 6-4 overall and 4-2 on the road
- Won their third straight game against Cincinnati and sixth in the last seven head-to-head matchups
- Won their third straight game against the Bengals for the second time in franchise history
- Improved their record against the AFC North to 15-16 all-time
- Improved their record to 3-1 against the Bengals in the regular season under Head Coach **Bill O'Brien**
- Improved their record to 28-22 under Head Coach Bill O'Brien in the regular season
- Did not turn the ball over and finished plus-one in the turnover margin
- Held the Bengals to 4-of-15 (27%) on third down and 0-for-3 (0%) in the red zone
- Ran for 168 net rushing yards on 35 attempts, including 106 rushing yards on 18 attempts in the first half
- Held the Bengals to 295 total net yards, including just 82 net rushing yards and 213 net passing yards
- Held the Bengals to 12 first downs (four passing and eight rushing)

SCORING PLAYS

- 1st Quarter – K Ka'imi Fairbairn made a 26-yard field goal attempt to give Houston a 3-0 lead
- 2nd Quarter – QB **Deshaun Watson** scored on a 49-yard run to give Houston a 10-3 lead after K Ka'imi Fairbairn made the extra point attempt. The drive was 9 plays, 94 yards and lasted 3:40
- 4th Quarter – K Ka'imi Fairbairn made a 42-yard field goal attempt to give Houston a 13-9 lead after a 13-play, 66-yard drive (6:24)

MISCELLANEOUS NOTES

- The following five Texans players were captains for the game: CB **Johnathan Joseph**, P **Shane Lechler**, WR **DeAndre Hopkins**, OLB **Whitney Mercilus** and DE **J.J. Watt**
- The following six Texans players were inactive for the game: G **Jeff Allen**, TE **Stephen Anderson**, RB **Alfred Blue**, WR **Bruce Ellington**, WR **Will Fuller V** and TE **Ryan Griffin**
- The following four players made their NFL debut for the Texans: TE **Evan Baylis**, T **Julién Davenport**, CB **Treston Decoud** and G **Kyle Fuller**
- The following three Texans players were active but did not play in the game: OLB **Ufomba Kamalu**, QB **Tom Savage** and DE **Carlos Watkins**
- Cincinnati won the toss and elected to defer to the second half. Houston chose to receive to start the game

INDIVIDUAL PLAYER NOTES

OLB/DE JADEVEON CLOWNEY

- Compiled four total tackles (three solo), including one tackle for loss to go along with one pass defended and one fumble
- Recovered his first career fumble and returned it 49 yards to the Bengals 20-yard line in the first quarter. CB **Kareem Jackson** caused the fumble on Bengals WR **John Ross**

ILB ZACH CUNNINGHAM

- Made his first career NFL start and compiled four total tackles (four solo) and two special teams tackles

K KA'IMI FAIRBAIRN

- Made his first career field goal attempt, a 26 yarder in the first quarter to give Houston a 3-0 lead
- Made a 42-yard field goal attempt to give Houston a 13-9 lead after a 13-play, 66-yard drive (6:24)

WR DeANDRE HOPKINS

- Had a game-high seven receptions for a game-high 73 receiving yards (10.4 avg.)
- Passed **Kevin Walter** (326) for the third-most receptions in Texans history
- Started his 66th straight regular season game, which is the second-longest active streak among NFL wide receivers. **Hopkins** has recorded at least one reception in all 66 games

CB KAREEM JACKSON

- Led the team with seven total tackles (five solo) to go along with 1.0 sack, two tackles for loss and one forced fumble
- Picked up his first career sack when he took down Bengals QB **Andy Dalton** for a loss of four yards on Cincinnati's opening drive
- Forced a fumble on Bengals WR **John Ross** that was recovered by OLB/DE **Jadeveon Clowney** and returned 49 yards in the first quarter

P SHANE LECHLER

- Punted nine times for 440 yards (48.9 avg.), including a 59-yard punt, and pinned two punts inside the 20-yard line
- Played in his 240th straight regular season game, which is the longest active streak in the NFL and tied for the eighth longest streak in NFL history

ILB BENDARDRICK MCKINNEY

- Finished tied for second on the team with six tackles (four solo), including three tackles for loss and 2.0 sacks
- Recorded the first multi-sack game of his career
- Picked up his first sack of the season and seventh of his career when he took down Bengals QB **Andy Dalton** for a loss of four yards in the second quarter
- Sacked QB **Andy Dalton** in the fourth quarter for a loss of three yards to give him 2.0 sacks on the night
- Reached 200 total tackles for his career

RB LAMAR MILLER

- Ran for 61 yards on a team-high 18 attempts (3.4 avg.)
- Caught three passes for 26 yards (8.7 avg.)

NT D.J. READER

- Finished tied for second on the team with a career-high six total tackles (five solo)

INDIVIDUAL PLAYER NOTES (CONT.)

QB DESHAUN WATSON

- Made his first career NFL start and completed 15-of-24 passes (62.5%) for 125 yards, no touchdowns, no interceptions and a 75.9 passer rating
- Scored his first career rushing touchdown on a 49-yard run in the second quarter to give Houston a 10-3 lead. The rush was the longest ever by a Texans quarterback and first rushing touchdown by a rookie Texans quarterback since 2002 (D. Carr). The rush was also the 10th longest run in Texans history
- Ran five times for a game-high 67 yards (13.4 avg.), the most rushing yards by a quarterback in a single game in Texans history
- Became first rookie quarterback to record a touchdown in each of his first two career games in franchise history
- Led Houston on a 9-play, 94-yard scoring drive (3:40) in the second quarter to give the Texans a 10-3 lead after Watson's 49-yard rushing touchdown
- Led Houston on a 13-play, 66-yard drive (6:24) in the fourth quarter that led to a 42-yard field goal by K Ka'imi Fairbairn to give the Texans a 13-9 lead

DE J.J. WATT

- Finished tied for second on the team with six total tackles (five solo), one quarterback hit and one pass defended
- Sealed the game with a tackle of Bengals C Russell Bodine as time expired
- Passed Morlon Greenwood (385) for the sixth-most total tackles in franchise history
- Passed Dunta Robinson (84) for the 17th-most career regular season games played in team history

LS JON WEEKS

- Played in his 114th straight regular season game, which ties Chester Pitts (114 from 2002-09) for the second-longest streak in Texans history
- Tied Chester Pitts (114) for the fourth-most career regular season games played in team history

GAME SUMMARIES



WEEK 3: Houston 33 at New England 36

65,878 • Gillette Stadium • Foxborough, Mass. • Sept. 24, 2017



GAME SUMMARY

The Houston Texans fell 36-33 on Sunday in a hard-fought loss to the New England Patriots in Foxborough.

Despite five touchdown passes by Tom Brady, the Texans nearly pulled off an upset against Bill Belichick and the Patriots, leading 33-28 lead with 0:29 remaining. But, Brady's final touchdown drive clinched the win for New England.

In his second NFL start, Deshaun Watson threw two touchdown passes while Jadeveon Clowney scored his first career NFL touchdown on a fumble recovery. Ka'imi Fairbairn was a perfect 4-for-4 on field goals for the day.

Watson completed 22-of-33 passes for 301 yards, two touchdowns and two interceptions, one of which came on the final Hail Mary play to end the game. Watson also rushed for 41 yards on eight carries. DeAndre Hopkins caught a team-high seven passes for 76 yards. Ryan Griffin and Bruce Ellington each snagged touchdown passes.

The Texans defense recorded five sacks, eight quarterback hits, seven tackles for loss, four forced fumbles and had one fumble recovery. Clowney had two sacks, three quarterback hits, four TFLs and one fumble recovery. J.J. Watt had two quarterback hits and three TFLs.

The Patriots took an early 7-0 lead after Brady's five-yard touchdown pass to Rob Gronkowski on New England's first possession.

Two drives later, Houston's defense pinned the Patriots deep in their own territory. Jadeveon Clowney was credited with a sack for a loss of nine yards and the Patriots were forced to punt from their own endzone after a three-and-out.

Houston's offense converted the short field into points. The Texans took an early 10-7 lead after Deshaun Watson threw a 29-yard touchdown pass to Ellington.

Brady added his second touchdown of the day after the Patriots defense picked off Watson. Cornerback Stephon Gilmore intercepted Watson's pass, intended for DeAndre Hopkins and returned it 39 yards. One play later, Chris Hogan scored on a seven-yard touchdown reception to give the Patriots a 14-10 lead with 12:33 left in the second quarter.

The Texans scored ten unanswered points in the second quarter. On the Patriots ensuing possession, Whitney Mercilus recorded a strip-sack on Brady. Clowney recovered the fumble and returned it 22 yards for a touchdown. The Texans took a 20-14 lead. Brady responded with a 47-yard touchdown pass to Chris Hogan and New England regained its lead, up 21-20 at halftime.

Both teams scored on their first possessions of the second half.

For the Texans, Watson connected with Ryan Griffin on a 12-yard touchdown pass. Griffin also made a 35-yard catch on 2nd-and-22 to extend the 10-play, 70-yard drive. The Texans trailed 28-27 with 7:16 left in the third quarter.

In the fourth quarter, D'Onta Foreman's 31-yard catch-and-run put the Texans in field-goal range. Watson escaped several defenders to make the play. Fairbairn's 31-yard kick gave Houston a 30-28 lead with 12:17 left in the game.

The Texans defense did not allow a single first down in the fourth quarter until the Patriots final possession of the game. Brady orchestrated an eight-play, 75-yard drive that ended in a 25-yard touchdown pass to Cooks. The Patriots successfully converted a two-point conversion on a pass attempt to Cooks and took a 36-33 lead.

Houston regained possession with 0:23 left in the game. Watson completed a 21-yard pass to Hopkins and ended the game on a Hail Mary pass in the endzone that was picked off by Duron Harmon.

The Texans fall to 1-2 and return home to NRG Stadium for the next three games. Houston will host the Tennessee Titans on Sunday, Oct. 1.

Game summary via HoustonTexans.com

SCORING

SCORE BY PERIODS	1	2	3	4	OT	Total
Houston Texans	10	10	7	6	0	33
New England Patriots	7	14	7	8	0	36

SCORING DRIVES

Team	Qtr	Time	Play Description (Extra Point) (Drive Info)	HOU	NE
Patriots	1	10:33	R.Gronkowski 5 yd. pass from T.Brady (S.Gostkowski kick) (7-51, 2:59)	0	7
Texans	1	7:22	K.Fairbairn 39 yd. Field Goal (6-57, 3:11)	3	7
Texans	1	1:51	B.Ellington 29 yd. pass from D.Watson (K.Fairbairn kick) (2-44, 0:40)	10	7
Patriots	2	12:25	C.Hogan 7 yd. pass from T.Brady (S.Gostkowski kick) (1-12, 0:32)	10	14
Texans	2	7:01	K.Fairbairn 40 yd. Field Goal (10-55, 5:24)	13	14
Texans	2	6:15	J.Clowney 22 yd. fumble return (K.Fairbairn kick)	20	14
Patriots	2	3:58	C.Hogan 47 yd. pass from T.Brady (S.Gostkowski kick) (6-75, 2:17)	20	21
Patriots	3	12:45	B.Cooks 42 yd. pass from T.Brady (S.Gostkowski kick) (5-81, 2:15)	20	28
Texans	3	7:12	R.Griffin 12 yd. pass from D.Watson (K.Fairbairn kick) (10-70, 5:33)	27	28
Texans	4	12:13	K.Fairbairn 31 yd. Field Goal (12-67, 4:29)	30	28
Texans	4	2:24	K.Fairbairn 36 yd. Field Goal (7-49, 3:31)	33	28
Patriots	4	0:23	B.Cooks 25 yd. pass from T.Brady (T.Brady-B.Cooks pass) (8-75, 2:01)	33	36

TEAM STATISTICS

	TEXANS	PATRIOTS
TOTAL FIRST DOWNS	23	21
THIRD DOWN EFFICIENCY	6-14-43%	6-13-46%
FOURTH DOWN EFFICIENCY	0-0-0%	0-0-0%
TOTAL NET YARDS	417	396
NET YARDS RUSHING	125	59
NET YARDS PASSING	292	337
PASS ATTEMPTS-COMPLETIONS-HAD INTERCEPTED	33-22-2	35-25-0
KICKOFFS Number-In End Zone-Touchbacks	8-7-6	6-4-2
PUNTS Number and Average	4-58.5	6-45.3
Net Punting Average	45.3	38.7
FGs - PATs Had Blocked	0-0	0-0
TOTAL RETURN YARDAGE (Not Including Kickoffs)	20	104
PENALTIES Number and Yards	10-60	5-69
FUMBLES Number and Lost	2-0	4-1
TOUCHDOWNS	3	5
EXTRA POINTS Made-Attempts	3-3	5-5
FIELD GOALS Made-Attempts	4-4	0-0
RED ZONE EFFICIENCY	1-3-33%	2-2-100%
GOAL TO GO EFFICIENCY	0-0-0%	2-2-100%
SAFETIES	0	0
FINAL SCORE	33	36
TIME OF POSSESSION	33:38	26:22

INDIVIDUAL STATISTICS

RUSHING (Att-Yds): Houston, L. Miller 14-56, D. Watson 8-41, D. Foreman 8-25, T. Ervin 1-4, B. Ellington 1(-1). New England, M. Gillislee 12-31, J. White 5-17, T. Brady 1-6, D. Lewis 2-5.

PASSING (C-A-Y-I): Houston, D. Watson 22-33-301-2. New England, T. Brady 25-35-378-0.

RECEIVING (Rec-Yds): Houston, D. Hopkins 7-76, R. Griffin 5-61, B. Ellington 4-59, D. Foreman 2-65, B. Miller 1-15, S. Anderson 1-14, L. Miller 1-7, T. Ervin 1-4. New England, R. Gronkowski 8-89, B. Cooks 5-131, C. Hogan 4-68, D. Amendola 3-48, D. Lewis 3-12, J. Holliester 1-19, J. White 1-11.

SACKS (Sk-Yds): Houston, J. Clowney 2-15, W. Mercilus 1-6, C. Covington 1-12, M. Gilchrist 1-8. New England, T. Flowers 1-2, C. Marsh 1-7.

INTERCEPTIONS (Int-Yds): Houston, none. New England, S. Gilmore 1-39, D. Harmon 1-12.

TACKLES (S-A-T): Houston, Z. Cunningham 3-4-7, J. Clowney 6-0-6, J. Watt 5-1-6, K. Jackson 5-1-6, W. Mercilus 5-0-5, B. McKinney 3-2-5, A. Hal 3-1-4, C. Covington 3-0-3, J. Banks 3-0-3, M. Gilchrist 2-1-3, E. Pleasant 1-2-3, D. Reader 1-2-3, C. Moore 2-0-2, J. Joseph 1-0-1, B. Scarlett 1-0-1, D. Cole 0-1-1. New England, K. Van Noy 9-2-11, D. McCourty 9-1-10, E. Roberts 6-3-9, T. Flowers 3-3-6, M. Brown 5-0-5, C. Marsh 4-0-4, S. Gilmore 4-0-4, J. Jones 3-0-3, L. Guy 2-1-3, M. Butler 2-1-3, A. Butler 1-2-3, D. Harmon 2-0-2, P. Chung 2-0-2, D. Wise 1-1-2, M. Flowers 0-1-1.

MISSED FIELD GOAL: Houston, none. Cincinnati, none.

TEAM NOTES

THE TEXANS

- Scored the most points a game since Week 16 of the 2015 season when they scored 34 on the road against the Tennessee Titans on 12/27/15
- Gained the most total net yards (417) since Week 5 of the 2015 season against the Colts (444 yards on 10/8/15)
- Outgained the Patriots in total net yards with a season-high 417 total (292 passing and 125 rushing) for Houston compared to 396 total (337 passing and 59 rushing) for New England
- Recorded 5.0 sacks as a team for a loss of 41 total yards, the most sacks in a game this season for Houston and most sacks in a game for the Texans since Week 1 of the 2016 season against the Bears (5.0 sacks on 9/11/16)
- Held the Patriots to just 59 rushing yards on 20 carries (3.0 avg.) and only one rushing first down
- Won the time of possession battle 33:38 to 26:22
- Had 23 first downs (13 passing, seven rushing and three by penalty) compared to the Patriots' 21 first downs (16 passing, one rushing and four by penalty)

SCORING PLAYS

- 1st Quarter – K Ka'imi Fairbairn made a 39-yard field goal attempt to cut the Patriots lead to 7-3 after a six-play, 57-yard drive by Houston (3:11)
- 1st Quarter – WR Bruce Ellington caught a 29-yard touchdown pass from QB Deshaun Watson to give Houston a 10-7 lead after K Ka'imi Fairbairn made the extra point attempt following a two-play, 44-yard drive (0:40)
- 2nd Quarter – K Ka'imi Fairbairn made a 40-yard field goal attempt to cut the Patriots lead to 14-13 after a 10-play, 55-yard drive by Houston (5:24)
- 2nd Quarter – OLB/DE Jadeveon Clowney returned a fumble 22 yards from Patriots QB Tom Brady for a touchdown. OLB Whitney Mercilus caused the fumble on a sack and K Ka'imi Fairbairn made the extra point attempt to give Houston a 20-14 lead
- 3rd Quarter – TE Ryan Griffin caught a 12-yard touchdown pass from QB Deshaun Watson to cut New England's lead to 28-27 after K Ka'imi Fairbairn made the extra point attempt to cap off a 10-play, 70-yard drive (5:33)
- 4th Quarter – K Ka'imi Fairbairn made a 31-yard field goal attempt to give Houston a 30-28 lead following a 12-play, 67-yard drive (4:29)
- 4th Quarter – K Ka'imi Fairbairn made a 36-yard field goal attempt to give Houston a 33-28 lead following a seven-play, 49-yard drive (3:31)

MISCELLANEOUS NOTES

- The following six Texans players were captains for the game: T Chris Clark, WR DeAndre Hopkins, CB Johnathan Joseph, P Shane Lechler, ILB Benardrick McKinney and DE J.J. Watt
- The following seven Texans players were inactive for the game: G Jeff Allen, RB Alfred Blue, WR Will Fuller V, CB Kevin Johnson, WR Andy Jones, T Jah Reid and DE Carlos Watkins
- The following player made his debut for the Texans: CB Johnthan Banks
- The following two Texans players were active but did not play in the game: OLB Ufomba Kamalu and QB Tom Savage
- New England won the toss and elected to defer to the second half. Houston chose to receive to start the game

INDIVIDUAL PLAYER NOTES

OLB/DE JADEVEON CLOWNEY

- Compiled six total tackles (six solo), 2.0 sacks for a loss of 15 total yards, one fumble recovery for a touchdown, three quarterback hits and four tackles for loss
- Recovered a fumble from Patriots QB Tom Brady and returned it 22 yards for a touchdown in the second quarter. It was the first touchdown of Clowney's career and his second career fumble recovery. OLB Whitney Mercilus caused the fumble
- Scored the first defensive touchdown by any player off a fumble by Patriots QB Tom Brady since Week 4 of the 2009 season against the Baltimore Ravens (10/4/09)
- Has now recovered a fumble in back-to-back games after a 49-yard fumble return last week at Cincinnati
- Recorded his second multi-sack game of his career and second against the Patriots. Clowney had 2.0 sacks against New England at NRG Stadium on 12/13/15
- Passed Brian Cushing (12.0) for the 9th-most sacks in team history
- Passed Connor Barwin (29) for the sixth-most tackles for loss in team history
- Recorded his first sack of the season, taking down Patriots QB Tom Brady in the first quarter for a loss of nine yards
- Recorded his second sack of the game, taking down Patriots QB Tom Brady in the first quarter for a six yard loss

DE CHRISTIAN COVINGTON

- Made three total tackles (three solo), including 1.0 sack, and forced a fumble
- Recorded his first sack of the season and first forced fumble of his career when he strip-sacked Patriots QB Tom Brady for a loss of 12 yards in the third quarter. It was the fourth sack of Covington's career

ILB ZACH CUNNINGHAM

- Led the team with a career-high seven total tackles (three solo) in his second career start

WR BRUCE ELLINGTON

- Had four catches for 59 yards (14.8 avg.) and one touchdown
- Recorded his first reception and first touchdown reception as a member of the Texans
- Caught a 29-yard touchdown pass from QB Deshaun Watson in the first quarter to give Houston a 10-7 lead

K KA'IMI FAIRBAIRN

- Scored a career-high 15 points, the most points scored by a Texans player this season
- Has made six straight field goal attempts this season, the most consecutive field goals made to start a Texans career in franchise history
- Connected on a 39-yard field goal attempt in the first quarter to cut the Patriots lead to 7-3 following a six-play, 57-yard drive (3:11)
- Made a 40-yard field goal attempt in the second quarter to cut the Patriots lead to 14-13 following a 10-play, 55-yard drive (5:24)
- Made a 31-yard field goal attempt in the fourth quarter to give Houston a 30-28 lead following a 12-play, 67-yard drive (4:29)
- Connected on a 36-yard field goal attempt to give Houston a 33-28 lead in the fourth quarter following a seven-play, 49-yard drive (3:31)

RB D'ONTA FOREMAN

- Compiled 90 total scrimmage yards (25 rushing and 65 receiving)
- Had eight carries for 25 yards (3.1 avg.) and two catches for 65 yards (32.5 avg.)
- Caught a 34-yard pass from QB Deshaun Watson in the fourth quarter to set up a 31-yard field goal by K Ka'imi Fairbairn
- Caught a 31-yard pass from QB Deshaun Watson in the fourth quarter to help set up a 36-yard field goal by K Ka'imi Fairbairn

INDIVIDUAL PLAYER NOTES (CONT.)

S MARCUS GILCHRIST

- Recorded three tackles (two solo), 1.0 sack, one forced fumble and one pass defensed
- Sacked Patriots QB Tom Brady in the fourth quarter for a loss of eight yards and caused a fumble on the play. It was the fourth sack of Gilchrist's career

TE RYAN GRIFFIN

- Recorded his 100th career reception
- Had five receptions for 61 yards (12.2 avg.) and one touchdown
- Caught a 12-yard touchdown pass from QB Deshaun Watson in the third quarter to cut New England's lead to 28-27 following a 10-play, 70-yard drive (5:33). Griffin had three receptions for 50 yards on the drive, including a season-long 35 yard pass from Watson

S ANDRE HAL

- Compiled four total tackles (three solo), one pass defensed and a forced fumble
- Forced a fumble on Patriots TE Rob Gronkowski in the first quarter, the first forced fumble of his career

WR DeANDRE HOPKINS

- Finished with seven receptions for 76 yards (10.9 avg.)
- Has recorded seven-or-more receptions in every game this season and four straight regular season games dating back to Week 17 of the 2016 season
- Passed Owen Daniels (4,617) for the second-most receiving yards in team history
- Passed Owen Daniels (4,617) for the third-most scrimmage yards in team history
- Started his 67th straight game, which is the second-longest active streak among NFL wide receivers. Hopkins has recorded at least one reception in all 67 career games

CB KAREEM JACKSON

- Finished tied for second on the team with six total tackles (five solo) and recorded one pass defensed

P SHANE LECHLER

- Punted four times for 234 yards (58.5 avg.), including a 68-yard punt, and pinned two punts insided the 20 yard line
- Had a 68-yard punt in the first quarter, which is the third-longest punt in franchise history and tied for the second-longest punt in the NFL this season
- Played in his 241st straight regular season game, which is the longest active streak in the NFL and the eighth longest streak in NFL history
- Tied Norm Johnson (273) for the 20th-most career regular season games played in NFL history

OLB WHITNEY MERCILUS

- Compiled five total tackles (five solo), 1.0 sack, one quarterback hit and one forced fumble
- Strip-sacked Patriots QB Tom Brady in the second quarter for his first sack of the season. OLB/DE Jadeveon Clowney recovered the fumble and returned it 22 yards for a touchdown to give Houston a 20-14 lead
- Recorded his first sack of the season and now has 38.5 in his career, which is the third most in team history
- Tied Antonio Smith (seven) for the fourth-most forced fumbles in team history

RB LAMAR MILLER

- Ran for a game-high 56 yards on 14 carries (4.0 avg.)

QB DESHAUN WATSON

- Completed 22-of-33 passes (66.7%) for 301 yards, two touchdowns, two interceptions and a 90.6 passer rating
- Ran for 41 yards on eight attempts (5.1 avg.)
- Became the first Texans quarterback to throw for 300-or-more yards in a game since Brian Hoyer against the Indianapolis Colts at home in Week 5 of the 2015 season (10/8/2015) and the first rookie Texans quarterback to throw for 300-or-more yards since T.J. Yates in Week 14 of the 2011 season on the road against the Cincinnati Bengals (12/11/11)
- Recorded his first multi-touchdown game of his career
- Completed a 29-yard touchdown pass to WR Bruce Ellington in the first quarter to give Houston a 10-7 lead. The completion was Watson's second career touchdown pass
- Completed a 12-yard touchdown pass to TE Ryan Griffin in the third quarter to cut New England's lead to 28-27 after a 10-play, 70-yard drive (5:33). Watson completed a career-long 35 yard pass to Griffin on the drive, which was also the longest completion of the season for Houston
- Led Houston on three scoring drives that were 10-or-more plays, including a 10-play, 70-yard drive that resulted in a 12-yard touchdown pass to TE Ryan Griffin

DE J.J. WATT

- Compiled six total tackles (five solo), including a season-high three tackles for loss and two quarterback hits
- Recorded three tackles for loss in a game for the first time since Week 17 of the 2015 season against the Jacksonville Jaguars (1/3/16)
- Passed DeMeco Ryans (86) for the 16th-most regular season games played in franchise history

LS JON WEEKS

- Played in his 115th straight regular season game, which passes Chester Pitts (114 from 2002-09) for the second-longest streak in Texans history
- Passed Chester Pitts (114 from 2002-09) for the fourth-most career regular season games played in franchise history

GAME SUMMARIES



WEEK 4: Houston 57 vs. Tennessee 14 71,804 • NRG Stadium • Houston, Texas • Oct. 1, 2017



GAME SUMMARY

The Texans dominated the Titans on Sunday, capturing a 57-14 win at NRG Stadium, the most points scored in a game in Texans franchise history.

In his first start at NRG Stadium, Deshaun Watson threw four touchdown passes, completing 25-of-34 passes for 283 yards, and putting up a 125.0 passer rating. Watson also rushed for 24 yards and a touchdown. Lamar Miller recorded 131 yards from scrimmage (75 rushing, 56 passing) and scored two touchdowns. Will Fuller V also scored two touchdowns in his first game of the 2017 season. DeAndre Hopkins caught a team-high ten passes for 107 yards and a touchdown. Ka'imi Fairbairn was 3-of-3 on field goals, including a career-high 50-yard kick.

Marcus Mariota started the game but did not return after halftime due to a hamstring injury. Matt Cassel took over for the Titans offense in the second half. The Texans defense recorded four interceptions and one forced fumble. Andre Hal picked off Mariota twice. In the fourth quarter, Dylan Cole scored on a pick-six while Jadeveon Clowney recorded a strip sack.

Houston's defense forced its first turnover on the Titans opening drive when Hal picked off Marcus Mariota. Watson and the offense took over at the Tennessee 43-yard line. Bruce Ellington's 35-yard catch extended the drive which ended in a 2-yard touchdown run by Lamar Miller.

When the defense forced a three-and-out on back-to-back consecutive drives, Houston's offense capitalized. Watson threw touchdown passes to DeAndre Hopkins and Will Fuller V to cap off two 76-yard drives.

Mariota gave the Titans their first score of the day on a 35-yard touchdown run. The Titans trailed 21-7 with 11:44 left in the second quarter.

Ka'imi Fairbairn's 50-yard field goal capped off a 12-play, 43-yard drive and pushed the Texans out to a 24-7 lead.

The Titans responded with their second touchdown of the day with Mariota's two-yard score.

On the ensuing kickoff, undrafted rookie Chris Thompson added a 42-yard return. A defensive pass interference call gave Houston possession at the one-yard line. Watson rushed for the score just one play later. Houston took a 30-14 lead heading into halftime.

Watson threw two more touchdowns in the second half. Both Fuller and Miller caught touchdown passes from the rookie quarterback. Fairbairn added two more field goals in the fourth quarter, from 40 and 33 yards respectively.

Dylan Cole scored on a 25-yard defensive touchdown after intercepting Cassel to give the Texans a 54-14 lead. Tom Savage entered the game after a strip-sack by Clowney with 6:03 left in the game.

The Texans recorded 445 net yards of offense and converted 33 first downs in the win.

Houston improves to 2-2 on the season and will next host the Kansas City Chiefs on Sunday Night Football in Week 5.

Game summary via HoustonTexans.com

SCORING

SCORE BY PERIODS	1	2	3	4	OT	Total
Tennessee Titans	0	14	0	0	0	14
Houston Texans	14	16	7	20	0	57

SCORING DRIVES

Team	Qtr	Time	Play Description (Extra Point) (Drive Info)	TEN	HOU
Texans	1	12:13	L.Miller 2 yd. run (K.Fairbairn kick) (4-43, 1:48)	0	7
Texans	1	5:09	D.Hopkins 8 yd. pass from D.Watson (K.Fairbairn kick) (11-76, 5:07)	0	14
Texans	2	14:54	W.Fuller V 16 yd. pass from D.Watson (K.Fairbairn kick) (9-76, 3:47)	0	21
Titans	2	11:44	M.Mariota 34 yd. run (R.Succop kick) (5-75, 3:10)	7	21
Texans	2	6:01	K.Fairbairn 50 yd. Field Goal (12-43, 5:43)	7	24
Titans	2	1:50	M.Mariota 2 yd. run (R.Succop kick) (7-75, 4:11)	14	24
Texans	2	1:19	D.Watson 1 yd. run (kick failed, wl) (2-58, 0:31)	14	30
Texans	3	6:51	W.Fuller V 10 yd. pass from D.Watson (K.Fairbairn kick) (14-75, 8:09)	14	37
Texans	4	11:19	L.Miller 8 yd. pass from D.Watson (K.Fairbairn kick) (9-73, 5:27)	14	44
Texans	4	8:39	K.Fairbairn 40 yd. Field Goal (5-20, 2:16)	14	47
Texans	4	8:31	D.Cole 25 yd. interception return (K.Fairbairn kick)	14	54
Texans	4	3:34	K.Fairbairn 33 yd. Field Goal (4-0, 2:16)	14	57

TEAM STATISTICS

	TITANS	TEXANS
TOTAL FIRST DOWNS	9	33
THIRD DOWN EFFICIENCY	2-8-25%	6-12-50%
FOURTH DOWN EFFICIENCY	0-0-0%	1-1-100%
TOTAL NET YARDS	195	445
NET YARDS RUSHING	86	173
NET YARDS PASSING	109	272
PASS ATTEMPTS-COMPLETIONS-HAD INTERCEPTED	20-10-4	34-25-1
KICKOFFS Number-In End Zone-Touchbacks	3-3-2	11-10-8
PUNTS Number and Average	5-49.2	2-61.0
Net Punting Average	48.4	59.5
FGs - PATs Had Blocked	0-0	0-0
TOTAL RETURN YARDAGE (Not Including Kickoffs)	10	49
PENALTIES Number and Yards	6-88	3-20
FUMBLES Number and Lost	1-1	0-0
TOUCHDOWNS	2	7
EXTRA POINTS Made-Attempts	2-2	6-7
FIELD GOALS Made-Attempts	0-0	3-3
RED ZONE EFFICIENCY	1-1-100%	6-9-67%
GOAL TO GO EFFICIENCY	1-1-100%	5-5-100%
SAFETIES	0	0
FINAL SCORE	14	57
TIME OF POSSESSION	20:19	39:41

INDIVIDUAL STATISTICS

RUSHING (Att-Yds): Tennessee, M. Mariota 4-39, D. Murray 7-31, D. Henry 6-7, T. Taylor 1-6, D. Fluellen 1-3. Houston, L. Miller 19-75, D. Foreman 13-45, D. Watson 4-24, B. Ellington 1-13, A. Blue 4-12, W. Fuller V 1-4.

PASSING (C-A-Y-I): Tennessee, M. Mariota 6-10-96-2, M. Cassel 4-10-21-2. Houston, D. Watson 25-34-283-1.

RECEIVING (Rec-Yds): Tennessee, D. Walker 3-51, R. Matthews 3-49, E. Decker 2-13, D. Murray 2-4. Houston, D. Hopkins 10-107, L. Miller 4-56, W. Fuller V 4-35, B. Ellington 3-44, S. Anderson 2-28, R. Griffin 2-13.

SACKS (Sk-Yds): Tennessee, J. Casey 1-3, D. Morgan 1-8. Houston, D. Cole 1-1, J. Clowney 1-7.

INTERCEPTIONS (Int-Yds): Tennessee, K. Byard 1-7. Houston, A. Hal 2-3, D. Cole 1-25, M. Gilchrist 1-17.

TACKLES (S-A-T): Tennessee, K. Byard 4-5-9, W. Woodyard 4-5-9, J. Casey 5-2-7, L. Ryan 5-2-7, A. Jackson 5-0-5, B. Orakpo 4-1-5, A. Williamson 2-3-5, L. Sims 4-0-4, C. Riley 4-0-4, J. Brown 2-2-4, E. Walden 2-1-3, N. Palmer 0-3-3, D. Morgan 2-0-2, K. Klug 2-0-2, S. Williams 2-0-2, D. Searcy 0-2-2, D. Jones 1-0-1. Houston, D. Cole 3-2-5, A. Hal 1-3-4, M. Gilchrist 3-0-3, B. McKinney 3-0-3, J. Banks 3-0-3, K. Jackson 2-1-3, J. Clowney 2-0-2, J. Joseph 1-1-2, Z. Cunningham 1-1-2, C. Covington 1-1-2, B. Dunn 0-2-2, B. Scarlett 1-0-1, J. Heath 1-0-1, W. Mercilus 1-0-1, D. Reader 1-0-1, C. Watkins 0-1-1, C. Moore 0-1-1.

MISSED FIELD GOAL: Tennessee, none. Houston,

TEAM NOTES

THE TEXANS

- Scored the most points in a game in franchise history with 57 (previous record was 45 points in Week 13 of the 2014 season vs. Tennessee on 11/30/14) and scored a franchise-record seven total touchdowns
- Won by the largest margin of victory in franchise history with a 43-point victory (previous record was 34 in a 41-7 win at Tennessee in Week 7 of the 2011 season on 10/23/11)
- Scored the most points in a game by an NFL team since Seattle scored 58 in Week 14 of the 2012 season vs. Arizona on 12/9/12
- Became the first NFL team to score 50-or-more points in a game since Jacksonville scored 51 in Week 14 of the 2015 season vs. Indianapolis on 12/13/15
- Gained 445 yards on offense (173 rushing and 272 passing), which is the most yards gained in a game in team history since 457 yards in Week 13 of the 2014 season vs. Tennessee on 11/30/14
- Gained 33 first downs (10 rushing, 19 passing and four by penalty), which is the second-most first downs gained in a game in franchise history. Houston had 39 first downs in Week 11 of the 2012 season vs. Jacksonville on 11/18/12
- Had the second-most turnovers caused in a game in franchise history with five total (four interceptions and one fumble recovery). It was the first time Houston has caused five turnovers in a game since Week 12 of the 2008 season at Cleveland on 11/23/08
- Tied a franchise record with four interceptions. It was the third time in franchise history with four interceptions and first time since Week 10 of the 2006 season at Jacksonville on 11/12/06
- Went 6-for-12 (50%) on third down and held the Titans to 2-of-8 on third down (25%)
- Held the Titans to 195 total net yards (86 rushing and 109 passing) and just nine first downs (three rushing and six passing). Houston also didn't allow Tennessee to score in the second half
- Committed a season-low three penalties for 20 yards
- Committed only one turnover and caused five turnovers on the Titans for a plus-four turnover differential. Houston has won all 12 games in which they posted a positive turnover differential since 2015
- Scored points on five-of-six possessions in the first half for a total of 30 first half points scored, which is the second-most points scored in the first half in franchise history (Houston scored 34 points vs. Indianapolis in Week 1 of the 2011 season on 9/11/11)
- Scored 30-or-more points in back-to-back games for the first time since Week 16 (at Tennessee) and Week 17 (vs. Jacksonville) of the 2015 season
- Scored a touchdown on their first three offensive possessions for the first time since Week 7 of the 2008 season vs. Detroit (10/19/08)
- Scored a touchdown on their first two offensive possessions for the first time since Week 4 of the 2016 season vs. Tennessee (10/2/16)
- Scored a touchdown on their opening drive for the first time since Week 10 of the 2016 season at Jacksonville (11/13/16)
- Did not allow the Titans to gain a first down in the first quarter and held them to just 17 total yards (11 rushing, six passing) and 0-for-3 (0%) on third down in the first quarter
- Gained 179 total yards (44 rushing and 135 passing) in the first quarter, which is the third-most net yards gained in the first quarter in franchise history

SCORING PLAYS

- 1st Quarter – RB **Lamar Miller** scored on a two-yard run on the Texans' first possession following a four-play, 43-yard drive (1:48) to give Houston a 7-0 lead. K **Ka'imi Fairbairn** made the extra point attempt
- 1st Quarter – WR **DeAndre Hopkins** caught an eight-yard touchdown pass from QB **Deshaun Watson** following an 11-play, 76-yard drive (5:07) on the Texans' second offensive possession to give Houston a 14-0 lead after K **Ka'imi Fairbairn** made the extra point attempt
- 2nd Quarter – WR **Will Fuller V** caught a 16-yard touchdown pass from QB **Deshaun Watson** following a nine-play, 76-yard drive (3:47) to give Houston a 21-0 lead after K **Ka'imi Fairbairn** made the extra point attempt
- 2nd Quarter – K **Ka'imi Fairbairn** made a 50-yard field goal following a 12-play, 43-yard drive (5:43) to give Houston a 24-7 lead
- 2nd Quarter – QB **Deshaun Watson** scored on a one-yard run following a two-play, 58-yard drive (0:31) to give Houston a 30-14 lead. K **Ka'imi Fairbairn**'s extra point attempt was no good
- 3rd Quarter – WR **Will Fuller V** caught a 10-yard touchdown pass from QB **Deshaun Watson** following a 14-play, 74-yard drive (8:09) to give Houston a 37-14 lead after K **Ka'imi Fairbairn** made the extra point attempt
- 4th Quarter – RB **Lamar Miller** caught an eight-yard touchdown pass from QB **Deshaun Watson** following a nine-play, 73-yard drive (5:27) to give Houston a 44-14 lead after K **Ka'imi Fairbairn** made the extra point attempt
- 4th Quarter – K **Ka'imi Fairbairn** made a 40-yard field goal following a five-play, 20-yard drive (2:16) to give Houston a 47-14 lead
- 4th Quarter – ILB **Dylan Cole** intercepted a pass from Titans QB **Matt Cassel** and returned it 25 yards for a touchdown to give Houston a 54-14 lead after K **Ka'imi Fairbairn** made the extra point attempt
- 4th Quarter – K **Ka'imi Fairbairn** made a 33-yard field goal following a four-play, zero-yard drive (2:16) to give Houston a 57-14 lead

MISCELLANEOUS NOTES

- The following seven Texans players were captains for the game: T **Breno Giacomini**, TE **Ryan Griffin**, CB **Kareem Jackson**, P **Shane Lechler**, ILB **Benardrick McKinney**, OLB **Whitney Mercilus** and DE **J.J. Watt**
- The following seven Texans players were inactive for the game: CB **Marcus Burley**, CB **Kevin Johnson**, OLB **Ufomba Kamalu**, T **Kendall Lamm**, C **Greg Mancz**, WR **Braxton Miller** and T **Jah Reid**
- The following two players made their debut for the Texans: WR **Chris Thompson** and DE **Carlos Watkins**
- All 46 active players appeared in the game for the Texans
- Tennessee won the toss and elected to receive to start the game

INDIVIDUAL PLAYER NOTES

T CHRIS CLARK

- Played in his 100th career game

OLB/DE JADEVEON CLOWNEY

- Compiled two total tackles (two solo), 1.0 sack for a loss of seven yards, one tackle for loss and one forced fumble
- Sacked and forced a fumble on Titans QB **Matt Cassel** in the fourth quarter that was recovered by NT **Brandon Dunn**. It was the third forced fumble of Clowney's career and first this season
- Passed **Jason Babin** (13) for the eighth-most sacks in Texans history. Clowney has 13.5 career sacks and 3.0 sacks this season

INDIVIDUAL PLAYER NOTES (CONT.)

ILB DYLAN COLE

- Had five total tackles (three solo), 1.0 sack and one interception returned for a touchdown
- Became the first rookie in NFL history with five-or-more total tackles, one-or-more sacks and one interception returned for a touchdown in the same game
- Became first rookie to record an interception for a touchdown in franchise history and first Texans player with a pick-six since CB Kareem Jackson in Week 10 of the 2016 season
- Became second linebacker in franchise history with a pick-six in a game, joining ILB Brian Cushing

NT BRANDON DUNN

- Recovered a fumble from Titans QB Matt Cassel that was caused by OLB/DE Jadeveon Clowney in the fourth quarter. It was the first fumble recovery of Dunn's career

K KA'IMI FAIRBAIRN

- Tied his career-high with 15 points scored, which is tied for the most points scored by a Texans player this season and the second time he has scored 15 points in a game this year (Week 3 at New England)
- Has made nine straight field goal attempts this season, the most consecutive field goals made to start a Texans career in franchise history
- Was 3-for-3 on field goal attempts and 6-for-7 on extra point attempts in the game
- Recorded his first career tackle on a kickoff in the fourth quarter
- Hit a career-long 50-yard field goal in the second quarter following a 12-play, 43-yard drive (5:43) to give Houston a 24-7 lead
- Made a 40-yard field goal in the fourth quarter following a five-play, 20-yard drive (2:16) to give Houston a 47-14 lead
- Connected on a 33-yard field goal in the fourth quarter to give Houston a 57-14 lead

WR WILL FULLER V

- Played in his first game this season after missing Weeks 1-3 with a shoulder injury
- Recorded his first career multi-touchdown game and first two receiving touchdowns of the season
- Finished the game with four receptions for 35 yards (8.8 avg.) and two touchdowns
- Scored his fourth career receiving touchdown and passed 50 career receptions (51)
- Caught a 16-yard touchdown pass from QB Deshaun Watson in the second quarter to give Houston a 21-0 lead after K Ka'imi Fairbairn made the extra point attempt. The scoring drive was nine plays for 76 yards and lasted 3:47
- Caught a 10-yard touchdown pass from QB Deshaun Watson in the third quarter to give Houston a 37-14 lead after K Ka'imi Fairbairn made the extra point attempt. The scoring drive was 14 plays for 75 yards and lasted 8:09

S MARCUS GILCHRIST

- Started his first game of the season and recorded three total tackles (three solo) and one interception
- Intercepted Titans QB Matt Cassel in the fourth quarter and returned it 17 yards. It was his first interception of the season and 11th of his career

S ANDRE HAL

- Recorded his first two interceptions of the season and now has eight in his career
- Had his second career multi-interception game and first since Week 6 of the 2015 season at Jacksonville on 10/18/15
- Intercepted Titans QB Marcus Mariota on the opening drive of the game and returned it three yards
- Intercepted Titans QB Marcus Mariota in the second quarter for his second career multi-interception game
- Tied Brian Cushing (eight) for the seventh-most interceptions in franchise history
- Tied Quintin Demps (24) for the 15th-most passes defended in team history
- Also had four total tackles (one solo) in the game

WR DeANDRE HOPKINS

- Finished with a season-high 10 receptions for a season-high 107 yards (10.7 avg.) and one touchdown
- Recorded his third career game with 10-or-more receptions and first since Week 6 of the 2015 season at Jacksonville (10/18/15)
- Recorded his 14th career game with 100-or-more receiving yards and first since Week 17 last season at Tennessee (11/1/17)
- Has seven-or-more receptions in five straight regular season games (dating back to Week 17 last year), the longest streak in his career with seven-or-more receptions in a game and longest active streak in the NFL
- Caught an eight-yard touchdown pass from QB Deshaun Watson on the Texans' second offensive possession to give Houston a 14-0 lead following an 11-play, 76-yard drive (5:07)
- Reached 25 career touchdown receptions
- Passed Kevin Walter (24) for the third-most career receiving touchdowns in Texans history
- Passed Kevin Walter (150) for the ninth-most career points scored in franchise history
- Tied Kevin Walter (25) for the fifth-most overall touchdowns in team history
- Started his 68th straight game, which is the second-longest active streak among NFL wide receivers. Hopkins has recorded at least one reception in all 68 career games

CB JOHNATHAN JOSEPH

- Had two total tackles (one solo) and one pass defended
- Reached 600 total tackles for his NFL career, joining Terence Newman as the only active cornerbacks to reach the 600-tackle mark
- Passed Antonio Smith and Eric Winston (92) for the 12th-most games played in team history

P SHANE LECHLER

- Punted two times for 122 yards (61.0 avg.), including a 61-yard punt, and pinned one punt inside the 20-yard line
- Played in his 242nd straight regular season game, which is the longest active streak in the NFL and the eighth longest streak in NFL history
- Passed Norm Johnson (273) for the 20th-most career regular season games played in NFL history

INDIVIDUAL PLAYER NOTES (CONT.)

RB LAMAR MILLER

- Ran for a game-high and season-best 75 yards on 19 carries (3.9 avg.) and one touchdown
- Caught four pass for 56 yards (14.0 avg.) and one touchdown
- Scored his first touchdown of the season on a two-yard run on the Texans' opening drive to give Houston a 7-0 lead
- Caught an eight-yard touchdown pass from QB **Deshaun Watson** following a nine-play, 73-yard drive (5:27) to give Houston a 44-14 lead after K **Ka'imi Fairbairn** made the extra point attempt
- Reached 25 career rushing touchdowns and five career receiving touchdowns
- Tied **Derrick Ward** (six) for the eighth-most rushing touchdowns in team history

WR CHRIS THOMPSON

- Returned a kick for 42 yards in the second quarter on his first career kickoff return attempt. The return was the longest of the season for the Texans
- The return set up a one-yard touchdown run by QB **Deshaun Watson** to give Houston a 30-14 lead just two plays later

QB DESHAUN WATSON

- Completed 25-of-34 passes (73.5%) for 283 yards, four touchdowns, one interception and a 125.0 passer rating
- Ran for 24 yards on four attempts (6.0 avg.) and one rushing touchdown
- Became the only rookie in NFL history with seven-or-more pass touchdowns and two-or-more rushing touchdowns in his team's first four games of a season
- Scored five total touchdowns, which is tied for the second most touchdowns scored by a rookie in NFL history behind **Gale Sayers'** six touchdowns in 1965 and tied for the most touchdowns in a game by a rookie quarterback in NFL history
- Became the third rookie quarterback in NFL history with four-or-more touchdown passes and one-or-more rushing touchdowns and first since **Fran Tarkenton** in 1961
- Became the fourth rookie NFL quarterback since 2000 to post three-or-more touchdown passes and one-or-more rushing touchdowns in a single game
- Became the second quarterback in franchise history with two-or-more passing touchdowns and one-or-more rushing touchdowns in the same game, joining **Brandon Weeden** who did it in Week 16 of the 2015 season at Tennessee (12/27/15)
- Became the first rookie quarterback in team history with three-or-more touchdown passes in a game
- Led Houston on five scoring drives of nine-or-more plays
- Led Houston on four-play, 43-yard (1:48) scoring drive on the Texans' first possession. It was the first touchdown scored on the opening drive for Houston since Week 10 of the 2016 season at Jacksonville (11/13/16). Watson completed a game-high 35-yard pass to WR **Bruce Ellington** on the Texans' opening drive to set up a two-yard touchdown run by RB **Lamar Miller** and give Houston a 7-0 lead
- Led Houston on an 11-play, 76-yard scoring drive on the second offensive possession that resulted in an eight-yard touchdown pass to WR **DeAndre Hopkins**. It was the first time the Texans scored on their first two offensive possessions since Week 4 of the 2016 season vs. Tennessee (10/2/16)
- Led Houston on a nine-play, 76-yard scoring drive (3:47) that resulted in a 16-yard touchdown pass to WR **Will Fuller V** to give Houston a 21-0 lead. It was the first time the Texans have scored a touchdown on each of their first three offensive possessions since Week 7 of the 2008 season vs. Detroit (10/19/08)
- Scored on a one-yard touchdown run in the second quarter following a two-play, 58-yard drive (0:31) to give Houston a 30-14 lead after WR **Chris Thompson's** season-long 42-yard kickoff return

- Led Houston on a 14-play, 75-yard drive (8:09) that resulted in a 10-yard touchdown pass to WR **Will Fuller V** to give Houston a 37-14 lead
- Led Houston on a nine-play, 73-yard drive that resulted in an eight-yard touchdown pass to RB **Lamar Miller** to give Houston a 44-14 lead

DE J.J. WATT

- Tied **Glover Quin** (47) for the fifth-most passed defended in Texans history

GAME SUMMARIES



WEEK 5: Houston 34 vs. Kansas City 42 71,835 • NRG Stadium • Houston, Texas • Oct. 8, 2017



GAME SUMMARY

The Houston Texans fell 42-34 to the Kansas City Chiefs, losing more than just a primetime Sunday night game. The Texans defense suffered a big blow, losing both J.J. Watt and Whitney Mercilus on the opening series.

Despite the loss, Deshaun Watson threw for 261 yards, five touchdown passes, which tied an NFL rookie record. The Texans rookie quarterback also rushed for 31 yards on three carries. DeAndre Hopkins had 52 yards receiving and three touchdowns catches. Will Fuller V scored two touchdowns. The Texans rushed for 144 yards, led by Lamar Miller who had 74 yards on 15 carries.

Alex Smith was 29-of-37 for 324 yards and threw three touchdown passes. Kareem Hunt rushed for 107 yards on 29 carries. Harrison Butker was 5-of-5 in field goal attempts from 35, 42, 41, 35, 49 yards. The Chiefs punted just twice, scoring on 8-of-10 possessions.

The Texans fell behind early, who scored 16 unanswered points to begin the game. On the opening drive, Mercilus exited with a chest injury and did not return. Watt was carted off the field after he suffered a tibial plateau fracture to his left leg.

Smith threw two touchdown passes to Charcandrick West in the first half, while Harrison Butker added three field goals. After D'Onta Foreman's fumble in Houston territory, the Chiefs recovered and converted the turnover into three points. Houston trailed 16-0 with a 4:21 left in the second quarter.

Watson orchestrated just one scoring drive in the first half, which came on the following drive. Foreman rushed for a 25-yard gain on the drive immediately after Watson's 13-yard scramble for a first down. Hopkins caught a 6-yard touchdown pass to cap off an eight-play, 75-yard drive.

Watson connected with Fuller on two touchdown passes in the second half.

On fourth-and-1 late in the third quarter, Fuller made a nine-yard touchdown catch.

With 12:00 in the fourth quarter, Watson's deep pass to Fuller resulted in a 48-yard touchdown. The Texans moved within one score, 26-20.

The Chiefs answered with a score of their own. Smith threw his third touchdown pass on a 10-yard catch by DeAnthony Thomas. After a failed two-point conversion, Kansas City took a 32-20 lead.

After a three-and-out series by Houston, Tyreek Hill added a 82-yard punt return for another Chiefs touchdown. Kansas City extended its lead 39-20 with 7:41 remaining.

Hopkins caught two touchdown passes to end the Houston's final two drives of the game.

The Texans fall to 2-3 on the season and will host the (0-5) Cleveland Browns in Week 6.

Game summary via HoustonTexans.com

SCORING

SCORE BY PERIODS	1	2	3	4	OT	Total
Kansas City Chiefs	3	20	0	19	0	42
Houston Texans	0	7	6	21	0	34

SCORING DRIVES

Team	Qtr	Time	Play Description (Extra Point) (Drive Info)	KC	HOU
Chiefs	1	6:53	H.Butker 35 yd. Field Goal (15-64, 8:07)	3	0
Chiefs	2	11:23	H.Butker 42 yd. Field Goal (11-65, 6:26)	6	0
Chiefs	2	5:45	C.West 8 yd. pass from A.Smith (H.Butker kick) (9-62, 4:52)	13	0
Chiefs	2	4:17	H.Butker 41 yd. Field Goal (4-3, 0:55)	16	0
Texans	2	1:49	D.Hopkins 6 yd. pass from D.Watson (K.Fairbairn kick) (8-75, 2:28)	16	7
Chiefs	2	0:34	C.West 4 yd. pass from A.Smith (H.Butker kick) (7-75, 1:15)	23	7
Texans	3	3:20	W.Fuller V 9 yd. pass from D.Watson (pass failed) (7-78, 3:58)	23	13
Chiefs	4	14:01	H.Butker 35 yd. Field Goal (10-58, 4:19)	26	13
Texans	4	12:00	W.Fuller V 48 yd. pass from D.Watson (K.Fairbairn kick) (5-70, 2:01)	26	20
Chiefs	4	8:57	D.Thomas 10 yd. pass from A.Smith (pass failed) (6-70, 3:03)	32	20
Chiefs	4	7:22	T.Hill 82 yd. punt return (H.Butker kick)	39	20
Texans	4	2:57	D.Hopkins 34 yd. pass from D.Watson (pass failed) (3-37, 0:24)	39	26
Chiefs	4	1:08	H.Butker 49 yd. Field Goal (4-5, 1:49)	42	26
Texans	4	0:00	D.Hopkins 1 yd. pass from D.Watson (D.Watson run) (7-75, 1:08)	42	34

TEAM STATISTICS

	CHIEFS	TEXANS
TOTAL FIRST DOWNS	29	20
THIRD DOWN EFFICIENCY	9-16-56%	3-10-30%
FOURTH DOWN EFFICIENCY	0-0-0%	1-1-100%
TOTAL NET YARDS	450	392
NET YARDS RUSHING	127	144
NET YARDS PASSING	323	248
PASS ATTEMPTS-COMPLETIONS-HAD INTERCEPTED	37-29-0	31-16-0
KICKOFFS Number-In End Zone-Touchbacks	10-10-8	5-3-2
PUNTS Number and Average	2-43.0	5-48.0
Net Punting Average	18.5	32.2
FGs - PATs Had Blocked	0-0	0-0
TOTAL RETURN YARDAGE (Not Including Kickoffs)	79	49
PENALTIES Number and Yards	6-64	7-59
FUMBLES Number and Lost	1-0	1-1
TOUCHDOWNS	4	5
EXTRA POINTS Made-Attempts	3-4	3-5
FIELD GOALS Made-Attempts	5-5	0-0
RED ZONE EFFICIENCY	3-5-60%	3-3-100%
GOAL TO GO EFFICIENCY	1-1-100%	2-2-100%
SAFETIES	0	0
FINAL SCORE	42	34
TIME OF POSSESSION	38:17	21:43

INDIVIDUAL STATISTICS

RUSHING (Att-Yds): Kansas City, K. Hunt 29-107, A. Smith 5-19, C. West 1-1. Houston, L. Miller 15-74, D. Foreman 4-34, D. Watson 3-31, W. Fuller V 1-5.

PASSING (C-A-Y-I): Kansas City, A. Smith 29-37-324-0. Houston, D. Watson 16-31-261-0.

RECEIVING (Rec-Yds): Kansas City, T. Kelce 8-98, T. Hill 4-68, C. Conley 3-46, D. Harris 3-21, K. Hunt 3-9, R. Travis 2-26, A. Wilson 2-18, C. West 2-12, D. Robinson 1-16, D. Thomas 1-10. Houston, D. Hopkins 4-52, S. Anderson 2-63, W. Fuller V 2-57, B. Ellington 2-30, R. Griffin 2-22, L. Miller 2-15, C. Thompson 1-19, D. Foreman 1-3.

SACKS (Sk-Yds): Kansas City, D. Sorensen 0.5-3, F. Zombo 0.5-3, J. Houston 1.5-4, C. Jones 0.5-3. Houston, J. Heath 1-1.

INTERCEPTIONS (Int-Yds): Kansas City, none. Houston, none.

TACKLES (S-A-T): Kansas City, R. Parker 5-3-8, D. Sorensen 4-2-6, F. Zombo 4-1-5, D. Johnson 2-3-5, B. Logan 3-0-3, J. Houston 2-1-3, A. Bailey 2-1-3, P. Gaines 2-1-3, M. Peters 2-0-2, C. Jones 1-1-2, T. Mitchell 1-1-2, E. Murray 1-0-1, R. Miller 1-0-1, K. Pierre-Louis 1-0-1. Houston, M. Gilchrist 7-2-9, A. Hal 4-5-9, Z. Cunningham 4-5-9, J. Joseph 5-1-6, B. McKinney 3-3-6, K. Jackson 3-2-5, D. Cole 2-3-5, J. Heath 4-0-4, B. Scarlett 3-1-4, D. Reader 2-2-4, J. Banks 2-2-4, B. Dunn 3-0-3, C. Covington 2-1-3, J. Clowney 1-2-3, J. Watt 0-2-2, E. Pleasant 1-0-1, U. Kamalu 1-0-1.

MISSED FIELD GOAL: Kansas City, none. Houston, none.

TEAM NOTES

THE TEXANS

- Scored five touchdowns for the second straight game. It is the first time in team history the Texans have scored five-or-more touchdowns in back-to-back games and Houston is the only team in the NFL with five-or-more touchdowns in back-to-back games this season
- Have scored 30-or-more points in three straight games for the second time in franchise history. Houston is the second team in the NFL with 30-or-more points in three straight games this season (New England in Weeks 2-4)
- Gained 392 yards on offense (144 rushing, 248 passing) and 20 first downs (six rushing, 13 passing, one by penalty)
- Had two players with two-or-more receiving touchdowns in the same game for the first time in franchise history
- Outgained the Chiefs on the ground with 144 rushing yards compared to 127 for Kansas City
- Converted their only fourth down attempt of the game on a nine-yard touchdown pass from QB **Deshaun Watson** to WR **Will Fuller V** in the third quarter

SCORING PLAYS

- 2nd Quarter – WR **DeAndre Hopkins** caught a six-yard touchdown pass from QB **Deshaun Watson** following an eight-play, 75-yard drive (2:28) to cut the Chiefs' lead to 16-7 after K **Ka'imi Faibairn** made the extra point attempt
- 3rd Quarter – WR **Will Fuller V** caught a nine-yard touchdown pass from QB **Deshaun Watson** on fourth down following a seven-play, 78-yard drive (3:58) to cut the Chiefs' lead to the 23-13. The two-point conversion attempt failed
- 4th Quarter – WR **Will Fuller V** caught a 48-yard touchdown pass from QB **Deshaun Watson** following a five-play, 70-yard drive (2:01) to cut the Chiefs' lead to the 26-20 after K **Ka'imi Faibairn** made the extra point attempt
- 4th Quarter – WR **DeAndre Hopkins** caught a 34-yard touchdown pass from QB **Deshaun Watson** in the fourth quarter following a three-play, 37-yard drive (0:24). The two-point conversion attempt failed
- 4th Quarter – WR **DeAndre Hopkins** caught a one-yard touchdown pass from QB **Deshaun Watson** in the fourth quarter following a seven-play, 75-yard drive (1:08). Watson ran in the two-point conversion attempt

MISCELLANEOUS NOTES

- The following six Texans players were captains for the game: T **Breno Giacomini**, P **Shane Lechler**, C **Nick Martin**, ILB **Benardrick McKinney**, NT **D.J. Reader** and DE **J.J. Watt**
- The following seven Texans players were inactive for the game: CB **Treston Decoud**, G **Kyle Fuller**, ILB **Ben Heeney**, CB **Kevin Johnson**, WR **Braxton Miller**, T **Jah Reid** and DE **Carlos Watkins**
- The following player made his debut for the Texans: S **Marcus Cromartie**
- The following two Texans players were active but did not play in the game: C **Greg Mancz** and QB **Tom Savage**
- Houston won the toss and elected to defer. Kansas City chose to receive to start the game

INDIVIDUAL PLAYER NOTES

TE STEPHEN ANDERSON

- Finished with two receptions for a team-high 63 yards (31.5 avg.), including a 42-yard catch in the fourth quarter

ILB ZACH CUNNINGHAM

- Finished tied for first on the team with a career-high nine total tackles (four solo) and a forced fumble
- Caused the first forced fumble of his career

WR WILL FULLER V

- Finished with two receptions for 57 yards (28.5 avg.) and tied a career-high two touchdown receptions
- Caught his third and fourth touchdown passes of the season to set a new single-season career-high
- Becomes the second player in franchise history to record two-or-more touchdown receptions in consecutive games (**Andre Johnson** - 2013)
- Has caught a touchdown in back-to-back games for the first time in his career
- Caught a nine-yard touchdown pass from QB **Deshaun Watson** on fourth down in the third quarter following a seven-play, 78-yard drive (3:58)
- Caught a 48-yard touchdown pass from QB **Deshaun Watson** in the fourth quarter following a five-play, 70-yard scoring drive (2:01)
- Now has six career touchdown receptions

S MARCUS GILCHRIST

- Finished tied for first on the team and tied his career-high with nine total tackles (seven solo)

S ANDRE HAL

- Finished tied for first on the team with a career-high nine total tackles (four solo) and had one pass defensed
- Passed **Quintin Demps** (24) for the 15th-most passes defensed in team history

DE JOEL HEATH

- Compiled four total tackles (four solo) and 1.0 sack
- Recorded his first sack of the season and third of his career when he took down Chiefs QB **Alex Smith** in the second quarter for a loss of one yard

WR DeANDRE HOPKINS

- Finished with a team-leading four receptions for 52 yards (13.0 avg.) and three touchdowns
- Tied a franchise single-game high and set a single-game career-high with three touchdown receptions
- Becomes second player in team history with three-or-more touchdown receptions in the same game, joining **Andre Johnson** (3) in Week 9 of the 2013 season vs. Indianapolis
- Caught his third, fourth and fifth touchdown passes of the season and now has 28 in his career
- Caught a six-yard touchdown pass from QB **Deshaun Watson** in the second quarter following an eight-play, 75-yard drive (2:28)
- Caught a 34-yard touchdown pass from QB **Deshaun Watson** in the fourth quarter following a three-play, 37-yard drive (0:24)
- Caught a one-yard touchdown pass from QB **Deshaun Watson** in the fourth quarter following a seven-play, 75-yard drive (1:08)
- Has caught a touchdown in back-to-back games this season
- Passed **Kevin Walter** (25) for the fifth-most overall touchdowns in team history
- Started his 69th straight game, which is the second-longest active streak among NFL wide receivers. Hopkins has recorded at least one reception in all 69 career games

INDIVIDUAL PLAYER NOTES (CONT.)

CB JOHNATHAN JOSEPH

- Made his 150th career start and finished tied for second on the team with six total tackles (five solo)

P SHANE LECHLER

- Punted five times for 240 yards (48.0 avg.), including a 58-yard punt, and pinned three punts inside the 20-yard line
- Played in his 243rd straight regular season game, which is the longest active streak in the NFL and tied Bill Romanowski (243) for the seventh-longest in NFL history

ILB BENARDRICK MCKINNEY

- Finished tied for second on the team with six total tackles (three solo), including two tackles for loss
- Passed Bernard Pollard (214) for the 16th-most total tackles in franchise history

RB LAMAR MILLER

- Ran for a team-high 74 yards on 15 carries (4.9 avg.) and caught two passes for 15 yards (7.5 avg.)
- Passed Ron Dayne (1,385) for the sixth-most rushing yards in team history

WR CHRIS THOMPSON

- Caught a 19-yard pass from QB Deshaun Watson in the first quarter for his first NFL reception

QB DESHAUN WATSON

- Completed 16-of-31 passes (51.6%) for 261 yards, five touchdowns, no interceptions and a 119.8 passer rating
- Ran for 31 yards on three attempts (10.3 avg.)
- Becomes the first rookie quarterback in NFL history with five-or-more total touchdowns in back-to-back games
- Becomes the fourth rookie quarterback in NFL history to throw for five-or-more touchdown passes in a game, joining **Ray Buivid** in 1937, **Matt Stafford** in 2009 and **Jameis Winston** in 2015
- Becomes the second rookie quarterback in NFL history to throw for four-or-more touchdowns in back-to-back games, joining **Robert Griffin III** in Week 11 and Week 12 of the 2012 season
- Became the third quarterback in franchise history to throw for five-or-more touchdowns in a game, joining **Ryan Fitzpatrick** (6) in Week 13 of the 2014 season vs. Tennessee and **Matt Schaub** (5) in Week 11 of the 2012 season vs. Jacksonville
- Becomes the first quarterback in franchise history to throw for four-or-more touchdowns in back-to-back games
- Threw for the second most touchdown passes in a single game in franchise history. **Ryan Fitzpatrick** has six in Week 13 of the 2014 season vs. Tennessee
- Set a single-season rookie franchise record for touchdown passes with 12. The previous record was **David Carr** with nine touchdown passes as a rookie in 2002
- First rookie quarterback in NFL history to throw for 260-or-more passing yards and 20-or-more rushing yards in three straight games
- Has 14 overall touchdowns on the season and has produced a touchdown in each of the first five games of his career
- Led Houston on an eight-play, 75-yard scoring drive (2:28) that resulted in a six-yard touchdown pass to WR **DeAndre Hopkins** in the second quarter
- Led Houston on a seven-play, 78-yard scoring drive (3:58) that resulted in a nine-yard touchdown pass to WR **Will Fuller V** on fourth down in the third quarter
- Threw a 48-yard touchdown pass to WR **Will Fuller V** in the fourth quarter following a five-play, 70-yard drive (2:01)
- Threw a 34-yard touchdown pass to WR **DeAndre Hopkins** in the fourth quarter following a three-play, 37-yard drive (0:24)
- Threw a one-yard touchdown pass to WR **DeAndre Hopkins** in the fourth quarter following a seven-play, 75-yard drive (1:08). It was Watson's 12th touchdown pass of the season and fifth of the game

GAME SUMMARIES



WEEK 6: Houston 33 vs. Cleveland 17

71,815 • NRG Stadium • Houston, Texas • Oct. 15, 2017



GAME SUMMARY

The Texans dominated on Sunday, defeating the Cleveland Browns 33-17 in Week 6 action. Houston has now scored 33 or more points for the fourth week in a row.

Houston's defense forced three turnovers, recorded four sacks and had a safety in the team's first game without J.J. Watt and Whitney Mercilus.

In his fifth career start, Deshaun Watson completed 17-of-29 passes for 225 yards, tossing three touchdowns. Watson also added 23 yards rushing on six carries. DeAndre Hopkins and Will Fuller V both caught touchdown passes for the third consecutive game, while Braxton Miller scored his first touchdown of the season. The Texans rushed for 100 yards between D'Onta Foreman, who had 12 rushes for 59 yards, and Lamar Miller, who rushed for 41 yards on 15 carries.

The Texans and Browns each connected on a field goal in the first quarter. From that point, Houston pulled away with four touchdowns. Fuller caught a 39-yard touchdown for his first reception of the day to cap off a five-play, 87-yard Texans scoring drive. Houston took a 10-3 lead.

In the second quarter, the Texans defended picked off Browns quarterback Kevin Hogan three times. In back-to-back drives in the second quarter, Kevin Hogan's passes were picked off by Johnathan Joseph and then by Dylan Cole. Joseph returned his first interception 82 yards for a touchdown to give Houston a 16-3 lead with 11:08 remaining.

Watson threw his second touchdown of the day to Braxton Miller. The second-year wide receiver caught his first score on a one-yard pass. Ryan Griffin caught the ensuing two-point conversion. The Texans headed into halftime with a 24-3 lead.

The Texans added nine more points in the third quarter. Hogan was called for intentional grounding in the endzone to give Houston its first safety of the season. Hopkins caught a 3-yard touchdown from Watson. The Texans pulled away with a 33-3 lead.

With 13:40 left in the game, Watson's pass, intended for Fuller, was picked off by Browns cornerback Jason McCourty and returned 56 yards for a touchdown.

Hogan threw his first touchdown pass with 1:03 left in the game.

With the win, the Texans improve to 3-3 and will travel to Seattle to face the Seahawks on Oct. 29 following their Week 7 bye.

Game summary via HoustonTexans.com

SCORING

SCORE BY PERIODS	1	2	3	4	OT	Total
Cleveland Browns	3	0	0	14	0	47
Houston Texans	10	14	9	0	0	33

SCORING DRIVES

Team	Qtr	Time	Play Description (Extra Point) (Drive Info)	CLE	HOU
Texans	1	10:57	K.Fairbairn 40 yd. Field Goal (10-52, 4:03)		0 3
Browns	1	3:15	Z.Gonzalez 41 yd. Field Goal (4-4, 1:34)	3	3
Texans	1	0:41	W.Fuller V 39 yd. pass from D.Watson (K.Fairbairn kick) (5-87, 2:34)	3	10
Texans	2	11:08	J.Joseph 82 yd. interception return (kick failed, wl)		3 16
Texans	2	3:04	B.Miller 1 yd. pass from D.Watson (D.Watson-R.Griffin pass) (6-71, 2:49)	3	24
Texans	3	10:10	Penalty on K.Hogan enforced in end zone for a Safety		3 26
Texans	3	4:05	D.Hopkins 3 yd. pass from D.Watson (K.Fairbairn kick) (13-65, 6:05)	3	33
Browns	4	13:27	J.McCourty 56 yd. interception return (Z.Gonzalez kick)	10	33
Browns	4	1:03	S.DeValve 3 yd. pass from K.Hogan (Z.Gonzalez kick) (4-50, 0:46)	17	33

TEAM STATISTICS

	BROWNS	TEXANS
TOTAL FIRST DOWNS	16	18
THIRD DOWN EFFICIENCY	3-14-21%	5-13-38%
FOURTH DOWN EFFICIENCY	0-0-0%	0-0-0%
TOTAL NET YARDS	247	340
NET YARDS RUSHING	134	123
NET YARDS PASSING	113	217
PASS ATTEMPTS-COMPLETIONS-HAD INTERCEPTED	37-20-3	29-17-1
KICKOFFS Number-In End Zone-Touchbacks	5-3-2	6-6-6
PUNTS Number and Average	7-51.1	7-50.0
Net Punting Average	43.0	43.9
FGs - PATs Had Blocked	0-0	0-0
TOTAL RETURN YARDAGE (Not Including Kickoffs)	99	145
PENALTIES Number and Yards	11-72	4-44
FUMBLES Number and Lost	1-0	0-0
TOUCHDOWNS	2	4
EXTRA POINTS Made-Attempts	2-2	3-4
FIELD GOALS Made-Attempts	1-1	1-1
RED ZONE EFFICIENCY	1-2-50%	2-2-100%
GOAL TO GO EFFICIENCY	1-1-100%	2-2-100%
SAFETIES	0	1
FINAL SCORE	17	33
TIME OF POSSESSION	30:56	29:04

INDIVIDUAL STATISTICS

RUSHING (Att-Yds): Cleveland, I. Crowell 12-58, D. Johnson 5-40, K. Hogan 5-36. Houston, D. Foreman 12-59, L. Miller 15-41, D. Watson 6-23.

PASSING (C-A-Y-I): Cleveland, K. Hogan 20-37-140-3. Houston, D. Watson 17-29-225-1.

RECEIVING (Rec-Yds): Cleveland, K. Williams 4-41, R. Louis 3-25, D. Johnson 3-(-1), I. Crowell 2-15, S. DeValve 2-9, D. Njoku 2-0, B. Treggs 1-20, R. Higgins 1-13, S. Coates 1-11, D. Vitale 1-7. Houston, R. Griffin 3-52, L. Miller 3-40, W. Fuller V 2-62, B. Ellington 2-22, D. Hopkins 2-19, S. Anderson 2-17, B. Miller 2-(-5), J. Prosch 1-18.

SACKS (Sk-Yds): Cleveland, M. Garrett 1-8. Houston, D. Reader 1-2, K. Drummond 1-9, L. Houston 1-9, U. Kamalu 1-7.

INTERCEPTIONS (Int-Yds): Cleveland, J. McCourty 1-56. Houston, J. Joseph 2-85, D. Cole 1-3.

TACKLES (S-A-T): Cleveland, J. Schobert 5-7-12, C. Kirksey 5-5-10, J. Collins 3-5-8, J. Pappas 4-1-5, M. Garrett 2-3-5, B. Boddy-Calhoun 1-3-4, D. Kindred 3-0-3, D. Shelton 2-1-3, C. Nassib 1-2-3, J. Meder 2-0-2, J. Taylor 1-1-2, E. Ogbah 1-1-2, C. Brantley 1-1-2, L. Ogunjobi 1-0-1, J. McCourty 0-1-1, I. Campbell 0-1-1, N. Orchard 0-1-1. Houston, B. McKinney 7-1-8, D. Reader 3-2-5, K. Jackson 2-3-5, K. Drummond 4-0-4, B. Scarlett 1-3-4, M. Williams 3-0-3, J. Joseph 2-1-3, J. Clowney 2-1-3, M. Gilchrist 2-1-3, T. Decoud 2-0-2, A. Hal 1-1-2, C. Watkins 1-1-2, C. Covington 1-1-2, L. Houston 1-0-1, U. Kamalu 1-0-1, D. Cole 1-0-1, Z. Cunningham 1-0-1, J. Heath 1-0-1, M. Burley 1-0-1, E. Pleasant 1-0-1, B. Dunn 0-1-1.

MISSED FIELD GOAL: Cleveland, none. Houston, none.

TEAM NOTES

THE TEXANS

- Scored 30-or-more points in four straight games for the first time in franchise history
- Recorded a pick-six and a safety in the same game for the second time in franchise history. Houston had a pick-six by CB **Johnathan Joseph** and a safety by OLB **Connor Barwin** in Week 7 of the 2012 season vs. Baltimore on 10/21/12
- Had three interceptions in the first half for the second time in franchise history. Houston had three interceptions in the first half vs. Miami in Week 1 of the 2012 season on 9/9/12
- Increased their record to 21-0 when leading at halftime under Head Coach **Bill O'Brien** (2014-17). Houston is the only team in the NFL that has not given up a halftime lead since 2014
- Caused three turnovers and had a plus-two turnover margin. Houston is 13-0 since 2015 when they have a positive turnover differential
- Gained 340 yards of offense (123 rushing and 217 passing) and 18 first downs (four rushing, 12 passing and two by penalty). It was the fourth straight game with 340-or-more yards of offense for Houston
- Held the Browns to 3-of-14 on third down (21%) and 247 yards of offense (134 rushing and 113 passing)
- Finished 2-for-2 in the red zone (100%) and only allowed one sack for a loss of eight yards
- Forced a safety on Browns QB **Kevin Hogan** after he was called for intentional grounding in the end zone in the third quarter. The Texans last safety was in Week 15 of the 2016 season vs. Jacksonville on 12/18/16. It was the first safety of the season for the Texans and the 10th safety in team history
- Picked up their fourth straight victory against the Browns
- Picked up their sixth victory in the last seven games against the Browns
- Improved their all-time regular season record against the Browns to 6-3 overall and 4-1 at home
- Improved Head Coach **Bill O'Brien's** record to 2-0 against the Browns
- Improved Head Coach **Bill O'Brien's** career regular season record to 30-24 overall and 19-9 at home
- Improved their record against the AFC North to 16-16 all-time in the regular season and 2-0 this year
- Won their 112th game as a franchise (regular season and postseason combined) and 109th regular season game
- Improved their all-time record at home to 65-59 in the regular season

SCORING PLAYS

- 1st Quarter – K **Ka'imi Fairbairn** made a 40-yard field goal attempt after the Texans' 10-play, 52-yard (4:03) opening drive to give Houston a 3-0 lead
- 1st Quarter – WR **Will Fuller V** caught a 39-yard touchdown pass from QB **Deshaun Watson** following a five-play, 87-yard (2:34) drive to give Houston a 10-3 lead after K **Ka'imi Fairbairn** made the extra point attempt
- 2nd Quarter – CB **Johnathan Joseph** intercepted a pass from Browns QB **Kevin Hogan** and returned it 82 yards for a touchdown to give Houston a 16-3 lead. K caught a one-yard touchdown pass from QB **Deshaun Watson** following a six-play, 71-yard (2:49) drive to give Houston a 24-3 lead after the Texans converted the two-point conversion attempt with a pass from Watson to TE **Ryan Griffin**
- 3rd Quarter – Forced a safety on Browns QB **Kevin Hogan** after he was called for intentional grounding in the end zone to give Houston a 26-3 lead
- 3rd Quarter – WR **DeAndre Hopkins** caught a three-yard touchdown pass from QB **Deshaun Watson** following a 13-play, 65-yard (6:05) drive to give Houston a 33-3 lead after K **Ka'imi Fairbairn** made the extra point attempt

MISCELLANEOUS NOTES

- The following six Texans players were captains for the game: T **Breno Giacomini**, S **Marcus Gilchrist**, CB **Johnathan Joseph**, P **Shane Lechler**, ILB **Benardrick McKinney** and FB **Jay Prosch**
- The following seven Texans players were inactive for the game: G **Kyle Fuller**, ILB **Ben Heeney**, G **Dorian Johnson**, CB **Kevin Johnson**, DE **Kendall Langford**, S **Corey Moore** and RB **Jordan Todman**
- The following two players made their debut for the Texans: OLB **Lamarr Houston** and CB **Marcus Williams**
- The following two Texans players were active but did not play in the game: C **Greg Mancz** and QB **Tom Savage**
- Houston won the toss and elected to receive to start the game

INDIVIDUAL PLAYER NOTES

OLB/DE JADEVEON CLOWNEY

- Finished with three tackles (two solo) and one pass defended to give him 10 career pass defended

ILB DYLAN COLE

- Intercepted Browns QB **Kevin Hogan** in the second quarter and returned it three yards
- Picked up his second career interception and is tied for the team lead with two interceptions this season

S KURTIS DRUMMOND

- Finished with four total tackles (four solo) and 1.0 sack
- Sacked Browns QB **Kevin Hogan** for a loss of nine yards in the fourth quarter for his first career sack

K KA'IMI FAIRBAIRN

- Scored five total points on one made field goal and two made extra point attempts
- Made a 40-yard field goal on the Texans' opening drive of 10-plays and 52-yards (4:03)
- Extended his franchise-record streak for most consecutive field goals made to start a Texans career to 10

RB D'ONTA FOREMAN

- Ran for a team-high 59 yards on 12 carries (4.9 avg.), including a game-long 39 yard run in the second quarter
- Had a career-long 39-yard run in the second quarter to set up a one-yard touchdown pass from QB **Deshaun Watson** to WR **Braxton Miller**

WR WILL FULLER V

- Finished with two receptions for a team-high 62 yards (31.0 avg.) and one touchdown
- Caught a game-long 39-yard touchdown pass from QB **Deshaun Watson** following a five-play, 87-yard (2:34) drive to give Houston a 10-3 lead after K **Ka'imi Fairbairn** made the extra point attempt
- Scored a touchdown on three consecutive receptions dating back to Week 5 vs. Kansas City
- Has scored a touchdown in all three games he has played in this season after missing Weeks 1-3 with an injury
- Has five receiving touchdowns this season and seven in his career

INDIVIDUAL PLAYER NOTES (CONT.)

TE RYAN GRIFFIN

- Finished second on the team with 52 receiving yards on three catches (17.3 avg.)
- Caught a pass from QB **Deshaun Watson** for a successful two-point conversion attempt in the second quarter
- **Passed Billy Miller** (108) for the 10th-most receptions in team history and second-most receptions by a tight end in Texans history
- **Passed Billy Miller** (1,146) for the 11th-most receiving yards in team history and third-most receiving yards by a tight end in Texans history

WR DeANDRE HOPKINS

- Finished with two receptions for 19 yards (9.5 avg.) and one touchdown
- **Has scored five touchdowns in three games for the first time in his career**
- **Has scored a touchdown in three consecutive games for the second time in his career**
- Tied **Owen Daniels** (29) for the second-most receiving touchdowns in franchise history
- **Passed Owen Daniels** (174) for the seventh-most total points scored in team history
- **Passed Domanick Williams** (28) and tied **Owen Daniels** (29) for the third-most overall touchdowns in team history
- Caught a three-yard touchdown pass from QB **Deshaun Watson** following a 13-play, 65-yard (6:05) drive to give Houston a 33-3 lead
- Started his 70th straight game, which is the second-longest active streak among NFL wide receivers. Hopkins has recorded at least one reception in all 70 career games

OLB LAMARR HOUSTON

- Made his debut with the Texans after being signed as a free agent earlier in the week
- Sacked Browns QB **Kevin Hogan** for a loss of nine yards and caused a fumble in the fourth quarter

CB KAREEM JACKSON

- Finished tied for second on the team with five total tackles (two solo) and one pass defended

CB JOHNATHAN JOSPEH

- Finished with three total tackles (two solo), one tackle for loss, three passes defended and two interceptions
- **Passed Kareem Jackson and Dunta Robinson** (13) for the most career interceptions in Texans history with his 14th interception as a Texan
- Picked up his first multi-interception game as a Texan and second multi-interception game of his career. Joseph had two interceptions in Week 11 of the 2010 season vs. Buffalo on 11/21/10
- Intercepted a pass from Browns QB **Kevin Hogan** and returned it three yards in the second quarter
- Intercepted a pass from Browns QB **Kevin Hogan** and returned it 82 yards for a touchdown in the second quarter
- The 82-yard return was the fourth-longest interception return in team history
- Has three interceptions returned for a touchdown as a Texan, which is tied for first in franchise history with CB **Kareem Jackson**
- Now has 28 career interceptions and six career interceptions returned for a touchdown

OLB UFOMBA KAMALU

- Sacked Browns QB **Kevin Hogan** for a loss of seven yards in the second quarter
- Picked up his first sack of the season and second sack of his career

P SHANE LECHLER

- Punted seven times for 350 yards (50.0 avg.), including a 57-yard punt, and pinned two punts inside the 20-yard line
- Played in his 244th straight regular season game, which is the longest active streak in the NFL and passes **Bill Romanowski** (243) and ties **Chris Gardocki** (244) for the sixth-longest streak in NFL history

ILB BENARDRICK MCKINNEY

- Finished with team-high eight total tackles (seven solo) and one quarterback hit
- Helped force intentional grounding in the end zone by Browns QB **Kevin Hogan**, which resulted in a safety for the Texans. The Texans last safety was in Week 15 of the 2016 season vs. Jacksonville on 12/18/16. It was the first safety of the season for the Texans and the 10th safety in team history
- **Passed Kailee Wong** (222) for the 15th-most total tackles in team history

WR BRAXTON MILLER

- Caught a one-yard touchdown pass from QB **Deshaun Watson** in the second quarter following a seven-play, 71-yard (2:49) drive to give Houston a 24-3 lead after the Texans converted the two-point conversion

RB LAMAR MILLER

- Ran for 41 yards on a team-high 15 carries (2.7 avg.) and caught three passes for 40 yards (13.3 avg.)
- Continued his streak of 60-or-more scrimmage yards in every game this season
- Reached 1,000 career carries

ILB BRIAN PETERS

- Finished with two special teams tackles to give him 31 in his career
- Tied **Bryan Braman** (31) for the eighth-most total special teams tackles in Texans history

NT D.J. READER

- Finished tied for second on the team with five total tackles (three solo), two quarterback hits, two tackles for loss and 1.0 sack for a loss of two yards
- Sacked Browns QB **Kevin Hogan** for a loss of two yards in the second quarter for his first sack of the season
- Tied his career-high for sacks in a season and now has 2.0 in his career

INDIVIDUAL PLAYER NOTES (CONT.)

QB DESHAUN WATSON

- Completed 17-of-29 passes (58.6%) for 225 yards, three touchdowns, one interception and a 103.4 passer rating
- Ran for 23 yards on six attempts (3.8 avg.)
- Has 15 touchdown passes this season, the most by a rookie in his first six games in NFL history and tied for the most by any quarterback in NFL history through their first six career games (Mark Rypien and Kurt Warner)
- Becomes first rookie in NFL history with three-or-more touchdown passes in three consecutive games and first player since Butch Songin of the AFL's Boston Patriots in 1960
- Becomes first rookie in NFL history with 225-or-more passing yards and 20-or-more rushing yards in four consecutive games
- Passed **Ryan Mallett** (1,170) for the ninth-most passing yards in Texans history
- Passed **Ryan Fitzpatrick** (184) for the third-most rushing yards by a quarterback in franchise history
- Tied **Brock Osweiler** (15) for the sixth-most passing touchdowns in team history
- Led Houston on a 10-play, 52-yard (4:03) scoring drive to open the game that resulted in a 40-yard field goal by **K Ka'imi Fairbairn**
- Led Houston on a five-play, 87-yard (2:34) scoring drive in the first quarter that resulted in a 39-yard touchdown pass to WR **Will Fuller V**
- Led Houston on a six-play, 71-yard (2:49) scoring drive in the second quarter that resulted in a one-yard touchdown pass to WR **Braxton Miller**. **Watson** then completed a pass to TE **Ryan Griffin** for a successful two-point conversion
- Led Houston on a 13-play, 65-yard (6:05) scoring drive in the third quarter that resulted in a three-yard touchdown pass to WR **DeAndre Hopkins**

CB MARCUS WILLIAMS

- Made his debut with the Texans after being signed as a free agent earlier in the week
- Finished with three total tackles (three solo) and one pass defended

Houston Texans vs. Cleveland Browns

National Football League Game Summary

NFL Copyright © 2017 by The National Football League. All rights reserved. This summary and play-by-play is for the express purpose of assisting media in their coverage of the game; any other use of this material is prohibited without the written permission of the National Football League. Updated: 10/19/2017

Date: Sunday, 10/15/2017

Cleveland Browns at Houston Texans
at NRG Stadium, Houston, TX

Start Time: 12:02 PM CDT

Game Day Weather

Game Weather: Partly Cloudy
Played Retractable Roof on Turf: Artificial

Temp: 85° F (29.4° C) Humidity: 62%, Wind: N 7 mph
Outdoor Weather: Partly Cloudy, Wind Chill: 92

Officials

Referee: Allen, Brad (122)
Line Judge: Bolinger, Brian (40)
Back Judge: Hochuli, Shawn (83)

Umpire: Bryan, Fred (11)
Field Judge: Hill, Tom (97)
Replay Official: Lapetina, Jim (0)

Down Judge: Mello, Jim (48)
Side Judge: Walker, Jabir (26)

Lineups

Cleveland Browns			Houston Texans				
Offense		Defense	Offense		Defense		
WR 82	K. Williams	DE 94	C. Nassib	WR 10	D. Hopkins	RDE 93	J. Heath
LT 73	J. Thomas	DT 93	T. Coley	LT 74	C. Clark	NT 98	D. Reader
LG 75	J. Bitonio	DT 55	D. Shelton	LG 71	X. Su'a-Filo	LDE 95	C. Covington
C 64	J. Tretter	DE 90	E. Ogbah	C 66	N. Martin	SAM 57	B. Scarlett
RG 70	K. Zeitler	WILL 58	C. Kirksey	RG 79	J. Allen	MIKE 55	B. McKinney
RT 72	S. Coleman	MIKE 53	J. Schobert	RT 68	B. Giacomini	WILL 41	Z. Cunningham
TE 86	R. Telfer	SAM 51	J. Collins	TE 84	R. Griffin	JACK 90	J. Clowney
WR 80	R. Louis	CB 30	J. McCourty	WR 15	W. Fuller V	LCB 24	J. Joseph
QB 8	K. Hogan	CB 21	J. Taylor	QB 4	D. Watson	RCB 25	K. Jackson
RB 34	I. Crowell	S 22	J. Peppers	TE 89	S. Anderson	FS 29	A. Hal
OL 66	S. Drango	DB 20	B. Boddy-Calhoun	RB 26	L. Miller	SS 21	M. Gilchrist

Substitutions

P 4 B. Colquitt, K 5 Z. Gonzalez, WR 10 S. Coates, WR 11 B. Treggs, DB 24 I. Campbell, DB 26 D. Kindred, RB 27 M. Dayes, RB 29 D. Johnson, FB 40 D. Vitale, DB 41 M. Jordan, DB 43 K. Nacua, DL 44 N. Orchard, LS 47 C. Hughlett, LB 50 B. Bello, LB 56 D. King, OL 62 A. Reiter, DL 65 L. Ogunjobi, WR 81 R. Higgins, TE 85 D. Njoku, TE 87 S. DeValve, DL 95 M. Garrett, DL 98 J. Meder, DL 99 C. Brantley

K 7 K. Fairbairn, P 9 S. Lechler, WR 12 B. Ellington, WR 13 B. Miller, WR 14 C. Thompson, CB 20 M. Burley, S 23 K. Drummond, RB 27 D. Foreman, RB 28 A. Blue, CB 31 T. Decoud, S 35 E. Pleasant, DB 40 M. Williams, FB 45 J. Prosch, LS 46 J. Weeks, ILB 51 D. Cole, ILB 52 B. Peters, DE 58 L. Houston, T 63 K. Lamm, T 70 J. Davenport, DE 91 C. Watkins, NT 92 B. Dunn, OLB 94 U. Kamalu

Did Not Play

QB 7 D. Kizer

QB 3 T. Savage, C 65 G. Mancz

Not Active

QB 6 C. Kessler, WR 18 K. Britt, DB 31 R. Porter, LB 52 J. Burgess, OL 63 M. Martin, OL 77 Z. Banner, DL 97 T. McGill

RB 22 J. Todman, CB 30 K. Johnson, S 43 C. Moore, LB 50 B. Heeney, G 61 K. Fuller, G 64 D. Johnson, DE 96 K. Langford

Field Goals (made () & missed)

Z. Gonzalez (41)		K. Fairbairn (40)					Total
		1	2	3	4	OT	
VISITOR:	Cleveland Browns	3	0	0	14	0	17
HOME:	Houston Texans	10	14	9	0	0	33

Scoring Plays

Team	Qtr	Time	Play Description (Extra Point) (Drive Info)	Visitor	Home
Texans	1	10:57	K. Fairbairn 40 yd. Field Goal (10-52, 4:03)	0	3
Browns	1	3:15	Z. Gonzalez 41 yd. Field Goal (4-4, 1:34)	3	3
Texans	1	0:41	W. Fuller V 39 yd. pass from D. Watson (K. Fairbairn kick) (5-87, 2:34)	3	10
Texans	2	11:08	J. Joseph 82 yd. interception return (kick failed, wl)	3	16
Texans	2	3:04	B. Miller 1 yd. pass from D. Watson (D. Watson-R. Griffin pass) (6-71, 2:49)	3	24
Texans	3	10:10	Penalty on K. Hogan enforced in end zone for a Safety	3	26
Texans	3	4:05	D. Hopkins 3 yd. pass from D. Watson (K. Fairbairn kick) (13-65, 6:05)	3	33
Browns	4	13:27	J. McCourty 56 yd. interception return (Z. Gonzalez kick)	10	33
Browns	4	1:03	S. DeValve 3 yd. pass from K. Hogan (Z. Gonzalez kick) (4-50, 0:46)	17	33

Houston Texans vs. Cleveland Browns

National Football League Game Summary

NFL Copyright © 2017 by The National Football League. All rights reserved. This summary and play-by-play is for the express purpose of assisting media in their coverage of the game; any other use of this material is prohibited without the written permission of the National Football League. Updated: 10/19/2017

Paid Attendance: 71,815

Time: 2:59

Final Individual Statistics

Cleveland Browns								Houston Texans									
RUSHING	ATT	YDS	AVG	LG	TD			RUSHING	ATT	YDS	AVG	LG	TD				
I.Crowell	12	58	4.8	14	0			D.Foreman	12	59	4.9	39	0				
D.Johnson	5	40	8.0	15	0			L.Miller	15	41	2.7	14	0				
K.Hogan	5	36	7.2	11	0			D.Watson	6	23	3.8	9	0				
Total	22	134	6.1	15	0			Total	33	123	3.7	39	0				
PASSING	ATT	CMP	YDS	SK/YD	TD	LG	IN	RT	PASSING	ATT	CMP	YDS	SK/YD	TD	LG	IN	RT
K.Hogan	37	20	140	4/27	1	20	3	38.1	D.Watson	29	17	225	1/8	3	39	1	103.4
Total	37	20	140	4/27	1	20	3	38.1	Total	29	17	225	1/8	3	39	1	103.4
PASS RECEIVING	TAR	REC	YDS	AVG	LG	TD			PASS RECEIVING	TAR	REC	YDS	AVG	LG	TD		
K.Williams	6	4	41	10.3	14	0			R.Griffin	8	3	52	17.3	21	0		
R.Louis	7	3	25	8.3	13	0			L.Miller	4	3	40	13.3	26	0		
D.Johnson	5	3	-1	-0.3	9	0			W.Fuller V	5	2	62	31.0	39	1		
I.Crowell	2	2	15	7.5	9	0			B.Ellington	3	2	22	11.0	16	0		
S.DeValve	3	2	9	4.5	6	1			D.Hopkins	4	2	19	9.5	16	1		
D.Njoku	5	2	0	0.0	3	0			S.Anderson	2	2	17	8.5	9	0		
B.Treggs	3	1	20	20.0	20	0			B.Miller	2	2	-5	-2.5	1	1		
R.Higgins	2	1	13	13.0	13	0			J.Prosch	1	1	18	18.0	18	0		
S.Coates	2	1	11	11.0	11	0											
D.Vitale	1	1	7	7.0	7	0											
Total	36	20	140	7.0	20	1			Total	29	17	225	13.2	39	3		
INTERCEPTIONS	NO	YDS	AVG	LG	TD			INTERCEPTIONS	NO	YDS	AVG	LG	TD				
J.McCourty	1	56	56.0	56	1			J.Joseph	2	85	42.5	82	1				
Total	1	56	56.0	56	1			D.Cole	1	3	3.0	3	0				
								Total	3	88	29.3	82	1				
PUNTING	NO	YDS	AVG	NET	TB	IN20	LG	PUNTING	NO	YDS	AVG	NET	TB	IN20	LG		
B.Colquitt	7	358	51.1	43.0	0	3	61	S.Lechler	7	350	50.0	43.9	0	2	57		
Total	7	358	51.1	43.0	0	3	61	Total	7	350	50.0	43.9	0	2	57		
PUNT RETURNS	NO	YDS	AVG	FC	LG	TD			PUNT RETURNS	NO	YDS	AVG	FC	LG	TD		
J.Peppers	6	43	7.2	0	17	0			W.Fuller V	2	39	19.5	1	20	0		
[DOWNED]	1	0	0.0	0	0	0			C.Thompson	2	18	9.0	0	12	0		
Total	6	43	7.2	0	17	0			[DOWNED]	2	0	0.0	0	0	0		
								Total	4	57	14.3	1	20	0			
KICKOFF RETURNS	NO	YDS	AVG	FC	LG	TD			KICKOFF RETURNS	NO	YDS	AVG	FC	LG	TD		
[TOUCHBACK]	6	0	0.0	0	0	0			C.Thompson	2	38	19.0	0	19	0		
Total	0	0	0.0	0	0	0			[TOUCHBACK]	2	0	0.0	0	0	0		
								Total	2	38	19.0	0	19	0			

Cleveland Browns

FUMBLES	FUM	LOST	OWN-REC	YDS	TD	FORCED	OPP-REC	YDS	TD	OUT-BDS
K.Hogan	1	0	0	0	0	0	0	0	0	0
I.Crowell	0	0	1	0	0	0	0	0	0	0
Total	1	0	1	0	0	0	0	0	0	0

Houston Texans

FUMBLES	FUM	LOST	OWN-REC	YDS	TD	FORCED	OPP-REC	YDS	TD	OUT-BDS
L.Houston	0	0	0	0	0	1	0	0	0	0
Total	0	0	0	0	0	1	0	0	0	0

Final Team Statistics

	Visitor Browns	Home Texans
TOTAL FIRST DOWNS	16	18
By Rushing	7	4
By Passing	7	12
By Penalty	2	2
THIRD DOWN EFFICIENCY	3-14-21%	5-13-38%
FOURTH DOWN EFFICIENCY	0-0-0%	0-0-0%
TOTAL NET YARDS	247	340
Total Offensive Plays (inc. times thrown passing)	63	63
Average gain per offensive play	3.9	5.4
NET YARDS RUSHING	134	123
Total Rushing Plays	22	33
Average gain per rushing play	6.1	3.7
Tackles for a loss-number and yards	0-0	5-13
NET YARDS PASSING	113	217
Times thrown - yards lost attempting to pass	4-27	1-8
Gross yards passing	140	225
PASS ATTEMPTS-COMPLETIONS-HAD INTERCEPTED	37-20-3	29-17-1
Avg gain per pass play (inc.# thrown passing)	2.8	7.2
KICKOFFS Number-In End Zone-Touchbacks	5-3-2	6-6-6
PUNTS Number and Average	7-51.1	7-50.0
Had Blocked	0	0
FGs - PATs Had Blocked	0-0	0-0
Net Punting Average	43.0	43.9
TOTAL RETURN YARDAGE (Not Including Kickoffs)	99	145
No. and Yards Punt Returns	6-43	4-57
No. and Yards Kickoff Returns	0-0	2-38
No. and Yards Interception Returns	1-56	3-88
PENALTIES Number and Yards	11-72	4-44
FUMBLES Number and Lost	1-0	0-0
TOUCHDOWNS	2	4
Rushing	0	0
Passing	1	3
Interceptions	1	1
EXTRA POINTS Made-Attempts	2-2	3-4
Kicking Made-Attempts	2-2	2-3
Passing Made-Attempts	0-0	1-1
FIELD GOALS Made-Attempts	1-1	1-1
RED ZONE EFFICIENCY	1-2-50%	2-2-100%
GOAL TO GO EFFICIENCY	1-1-100%	2-2-100%
SAFETIES	0	1
FINAL SCORE	17	33
TIME OF POSSESSION	30:54	29:06

Ball Possession And Drive Chart

Cleveland Browns

#	Time Recd	Time Lost	Time Poss	How Ball Obtained	Drive Began	# Play	Yds Gain	Yds Pen	Net Yds	1st Down	Last Scrm	How Given Up
1	10:57	6:00	4:57	Kickoff	CLV 25	8	34	-10	24	2	CLV 49	Punt
2	4:49	3:15	1:34	Punt	HST 27	4	4	0	4	0	HST 23	Field Goal
3	0:41	11:08	4:33	Kickoff	CLV 25	9	58	-5	53	3	* HST 22	Interception
4	11:08	9:14	1:54	Kickoff	CLV 25	5	19	0	19	1	CLV 44	Interception
5	8:01	5:53	2:08	Punt	CLV 14	3	6	0	6	0	CLV 20	Punt
6	3:04	2:33	0:31	Kickoff	CLV 25	3	0	0	0	0	CLV 25	Punt
7	1:42	0:11	1:31	Punt	CLV 21	5	16	6	22	2	CLV 43	Interception
8	15:00	13:56	1:04	Kickoff	CLV 25	3	3	0	3	0	CLV 28	Punt
9	11:38	10:10	1:28	Punt	CLV 3	3	3	-6	-3	0	CLV 6	Safety
10	4:05	0:20	3:45	Kickoff	CLV 25	5	38	-20	18	2	CLV 43	Punt
11	11:58	9:33	2:25	Punt	CLV 19	5	21	0	21	1	CLV 40	Punt
12	7:57	3:39	4:18	Punt	CLV 34	7	21	0	21	2	HST 45	Punt
13	1:49	1:03	0:46	Punt	50	4	24	26	50	3	* HST 3	Touchdown

(364) Average CLV 28

Houston Texans

#	Time Recd	Time Lost	Time Poss	How Ball Obtained	Drive Began	# Play	Yds Gain	Yds Pen	Net Yds	1st Down	Last Scrm	How Given Up
1	15:00	10:57	4:03	Kickoff	HST 25	10	52	0	52	3	CLV 23	Field Goal
2	6:00	4:49	1:11	Punt	HST 4	3	1	-2	-1	0	HST 3	Punt
3	3:15	0:41	2:34	Kickoff	HST 13	5	82	5	87	3	CLV 39	Touchdown
4	9:14	8:01	1:13	Interception	HST 15	3	4	0	4	0	HST 19	Punt
5	5:53	3:04	2:49	Punt	HST 29	6	66	5	71	4	* CLV 1	Touchdown
6	2:33	1:42	0:51	Punt	HST 43	3	-8	0	-8	0	HST 35	Punt
7	0:11	0:00	0:11	Interception	HST 48	2	26	0	26	1	HST 48	End of Half
8	13:56	11:38	2:18	Punt	HST 30	4	17	0	17	1	HST 47	Punt
9	10:10	4:05	6:05	Kickoff	HST 35	13	60	5	65	5	* CLV 3	Touchdown
10	0:20	13:27	1:53	Punt	HST 11	4	21	0	21	1	HST 32	Interception
11	13:27	11:58	1:29	Kickoff	HST 25	3	6	0	6	0	HST 31	Punt
12	9:33	7:57	1:36	Punt	HST 20	3	6	0	6	0	HST 26	Punt
13	3:39	1:49	1:50	Punt	HST 2	3	6	0	6	0	HST 8	Punt
14	1:03	0:00	1:03	Kickoff	HST 49	2	1	0	1	0	CLV 49	End of Game

(349) Average HST 25

* inside opponent's 20

Time of Possession by Quarter		1st	2nd	3rd	4th	OT	Total
Visitor	Cleveland Browns	7:12	9:56	6:17	7:29		30:54
Home	Houston Texans	7:48	5:04	8:43	7:31		29:06

Kickoff Drive No.-Start Average Browns: 6 - CLV 25 Texans: 4 - HST 24

Final Defensive Statistics

Cleveland Browns	Regular Defensive Plays											Special Teams					Misc			
	TKL	AST	COMB	SK	/ YDS	TFL	Q	IN	PD	FF	FR	TKL	AST	FF	FR	BL	TKL	AST	FF	FR
J.Schobert	5	7	12	0	0	0	0	0	0	0	0	1	0	0	0	0	0	0	0	0
C.Kirksey	5	5	10	0	0	0	1	0	1	0	0	0	0	0	0	0	0	0	0	0
J.Collins	3	5	8	0	0	0	0	0	1	0	0	0	0	0	0	0	0	0	0	0
J.Peppers	4	1	5	0	0	0	0	0	0	0	0	1	0	0	0	0	0	0	0	0
M.Garrett	2	3	5	1	8	2	4	0	0	0	0	0	0	0	0	0	0	0	0	0
B.Boddy-Calhoun	1	3	4	0	0	0	1	0	0	0	0	0	1	0	0	0	0	0	0	0
D.Kindred	3	0	3	0	0	1	0	0	0	0	0	0	0	0	0	0	0	0	0	0
D.Shelton	2	1	3	0	0	1	0	0	0	0	0	0	0	0	0	0	0	0	0	0
C.Nassib	1	2	3	0	0	0	1	0	0	0	0	0	0	0	0	0	0	0	0	0
J.Meder	2	0	2	0	0	0	0	0	0	0	0	0	0	0	0	0	0	0	0	0
J.Taylor	1	1	2	0	0	0	0	0	1	0	0	0	0	0	0	0	0	0	0	0
E.Ogbah	1	1	2	0	0	0	0	0	1	0	0	0	0	0	0	0	0	0	0	0
C.Brantley	1	1	2	0	0	0	0	0	0	0	0	0	0	0	0	0	0	0	0	0
L.Ogunjobi	1	0	1	0	0	0	0	0	0	0	0	0	0	0	0	0	0	0	0	0
T.Coley	1	0	1	0	0	1	0	0	0	0	0	0	0	0	0	0	0	0	0	0
J.McCourty	0	1	1	0	0	0	0	1	2	0	0	0	0	0	0	0	0	0	0	0
I.Campbell	0	1	1	0	0	0	0	0	0	0	0	0	0	0	0	0	0	0	0	0
N.Orchard	0	1	1	0	0	0	0	0	0	0	0	0	0	0	0	0	0	0	0	0
M.Jordan	0	0	0	0	0	0	0	0	0	0	0	1	0	0	0	0	0	0	0	0
D.King	0	0	0	0	0	0	0	0	0	0	0	1	0	0	0	0	0	0	0	0
M.Dayes	0	0	0	0	0	0	0	0	0	0	0	1	0	0	0	0	0	0	0	0
D.Vitale	0	0	0	0	0	0	0	0	0	0	0	1	0	0	0	0	0	0	0	0
C.Hughlett	0	0	0	0	0	0	0	0	0	0	0	0	1	0	0	0	0	0	0	0
B.Bello	0	0	0	0	0	0	0	0	0	0	0	0	1	0	0	0	0	0	0	0
R.Higgins	0	0	0	0	0	0	0	0	0	0	0	0	0	0	0	0	1	0	0	0
S.Coates	0	0	0	0	0	0	0	0	0	0	0	0	0	0	0	0	1	0	0	0
I.Crowell	0	0	0	0	0	0	0	0	0	0	0	0	0	0	0	0	0	0	0	1
Total	33	33	66	1	8	5	7	1	6	0	0	6	3	0	0	0	2	0	0	1

TKL = Tackle AST = Assist COMB = Combined QH=QB Hit IN = Interception PD = Pass Defense FF = Forced Fumble FR = Fumble Recovery

First Quarter

HST wins toss, elects to Receive, and CLV elects to defend the North goal.

Z.Gonzalez kicks 65 yards from CLV 35 to end zone, Touchback.

Houston Texans at 15:00

- 1-10-HST 25 (15:00) (Shotgun) D.Watson pass short right to S.Anderson to HST 33 for 8 yards (J.McCourty; J.Schobert).
 2-2-HST 33 (14:35) (Shotgun) L.Miller up the middle to HST 34 for 1 yard (D.Shelton).
 3-1-HST 34 (14:04) (Shotgun) D.Watson right end to HST 42 for 8 yards (J.Schobert). R1
1-10-HST 42 (13:26) (Shotgun) D.Watson pass short middle to R.Griffin to CLV 40 for 18 yards (J.Schobert; J.Peppers). P2
1-10-CLV 40 (13:05) L.Miller up the middle to CLV 31 for 9 yards (J.Collins; J.Schobert).
 2-1-CLV 31 (12:25) (Shotgun) L.Miller right guard to CLV 27 for 4 yards (B.Boddy-Calhoun; J.Schobert). R3
1-10-CLV 27 (11:46) (No Huddle, Shotgun) D.Watson pass incomplete short right to B.Ellington.
 2-10-CLV 27 (11:41) (Shotgun) L.Miller left guard to CLV 23 for 4 yards (J.Meder, J.Collins).
 3-6-CLV 23 (11:05) (Shotgun) D.Watson pass incomplete short left to W.Fuller V (J.Taylor).
 4-6-CLV 23 **(11:01) K.Fairbairn 40 yard field goal is GOOD, Center-J.Weeks, Holder-S.Lechler.**

CLV 0 HST 3, 10 plays, 52 yards, 4:03 drive, 4:03 elapsed

K.Fairbairn kicks 65 yards from HST 35 to end zone, Touchback.

Cleveland Browns at 10:57

- 1-10-CLV 25 (10:57) (Shotgun) K.Hogan pass short left to K.Williams to CLV 35 for 10 yards (M.Gilchrist). P1
1-10-CLV 35 (10:25) I.Crowell right guard to CLV 39 for 4 yards (J.Clowney).
 2-6-CLV 39 (9:54) I.Crowell left end to CLV 39 for no gain (K.Jackson; B.Scarlett).
 3-6-CLV 39 (9:13) (Shotgun) K.Hogan scrambles up the middle to CLV 46 for 7 yards (B.McKinney). R2
1-10-CLV 46 (8:25) (Shotgun) K.Hogan pass short right to D.Njoku to CLV 49 for 3 yards (B.McKinney).
 2-7-CLV 49 (7:36) (Shotgun) K.Hogan pass short left to K.Williams to HST 34 for 17 yards (M.Gilchrist; A.Hal).
PENALTY on CLV-I.Crowell, Illegal Block Above the Waist, 10 yards, enforced at HST 37.
 2-3-HST 47 (7:00) (Shotgun) K.Hogan pass short right to D.Johnson to CLV 49 for -4 yards (D.Cole).
 3-7-CLV 49 (6:16) (Shotgun) K.Hogan pass incomplete short right to B.Treggs (J.Joseph).
 4-7-CLV 49 (6:05) B.Colquitt punts 47 yards to HST 4, Center-C.Hughlett, downed by CLV-M.Jordan.

Houston Texans at 6:00

- 1-10-HST 4 (6:00) (Shotgun) L.Miller right tackle to HST 5 for 1 yard (C.Kirksey).
 2-9-HST 5 (5:33) (Shotgun) *PENALTY on HST-B.Giacomini, False Start, 2 yards, enforced at HST 5 - No Play.*
 2-11-HST 3 (5:10) (Shotgun) D.Watson pass incomplete short left to R.Griffin [B.Boddy-Calhoun].
 3-11-HST 3 (5:05) (Shotgun) D.Watson pass incomplete short middle to R.Griffin.
 4-11-HST 3 (5:00) S.Lechler punts 41 yards to HST 44, Center-J.Weeks. J.Peppers pushed ob at HST 27 for 17 yards (D.Cole).

Cleveland Browns at 4:49

- 1-10-HST 27 (4:49) I.Crowell left guard to HST 27 for no gain (J.Heath, C.Watkins).
 2-10-HST 27 (4:08) K.Hogan scrambles right end to HST 23 for 4 yards (Z.Cunningham).
 3-6-HST 23 (3:23) (Shotgun) K.Hogan pass incomplete short right to D.Njoku.
 4-6-HST 23 **(3:19) Z.Gonzalez 41 yard field goal is GOOD, Center-C.Hughlett, Holder-B.Colquitt.**

CLV 3 HST 3, 4 plays, 4 yards, 1:34 drive, 11:45 elapsed

Z.Gonzalez kicks 71 yards from CLV 35 to HST -6. C.Thompson to HST 13 for 19 yards (M.Jordan).

Houston Texans at 3:15, (1st play from scrimmage 3:10)

- 1-10-HST 13 (3:10) D.Watson pass short left to D.Hopkins to HST 29 for 16 yards (J.Peppers). P4
1-10-HST 29 (2:38) (Shotgun) D.Foreman up the middle to HST 32 for 3 yards (J.Collins, M.Garrett).
 2-7-HST 32 (2:07) (Shotgun) D.Watson pass short left to R.Griffin to CLV 47 for 21 yards (J.Schobert). P5
1-10-CLV 47 (1:35) D.Foreman right tackle to CLV 44 for 3 yards (L.Ogunjobi).
 2-7-CLV 44 (1:05) (Shotgun) *PENALTY on CLV-L.Ogunjobi, Encroachment, 5 yards, enforced at CLV 44 - No Play.*
 2-2-CLV 39 **(:48) (Shotgun) D.Watson pass deep right to W.Fuller V for 39 yards, TOUCHDOWN [M.Garrett].** P6
 K.Fairbairn extra point is GOOD, Center-J.Weeks, Holder-S.Lechler.

CLV 3 HST 10, 5 plays, 87 yards, 1 penalty, 2:34 drive, 14:19 elapsed

K.Fairbairn kicks 65 yards from HST 35 to end zone, Touchback.

Cleveland Browns at 0:41

Cleveland Browns vs Houston Texans at NRG Stadium

1-10-CLV 25 (:41) I.Crowell up the middle to CLV 30 for 5 yards (B.McKinney; J.Clowney).

2-5-CLV 30 (:04) K.Hogan pass deep left to B.Treggs ran ob at 50 for 20 yards [B.Dunn].

END OF QUARTER

	Score	Time Poss	First Downs				Efficiencies	
			R	P	X	T	3 Down	4 Down
Cleveland Browns	3	7:12	1	2	0	3	1/3	0/0
Houston Texans	10	7:48	2	4	0	6	1/3	0/0

Second Quarter

10/15/2017

Play By Play

Cleveland Browns continued.

<u>1-10-50</u>	(15:00) I.Crowell right tackle to HST 42 for 8 yards (B.Scarlett).	
2-2-HST 42	(14:33) I.Crowell left end to HST 28 for 14 yards (J.Joseph).	R4
<u>1-10-HST 28</u>	(13:51) D.Johnson right end to HST 22 for 6 yards (J.Clowney).	
2-4-HST 22	(13:18) (Shotgun) D.Johnson up the middle to HST 19 for 3 yards (B.Scarlett; D.Reader).	
3-1-HST 19	(12:38) D.Johnson up the middle to HST 17 for 2 yards (D.Reader).	R5
<u>1-10-HST 17</u>	(11:51) (Shotgun) PENALTY on CLV-K.Hogan, Delay of Game, 5 yards, enforced at HST 17 - No Play.	
1-15-HST 22	(11:27) (Shotgun) K.Hogan pass incomplete short right to S.DeValve.	
2-15-HST 22	(11:23) (Shotgun) K.Hogan pass short right intended for D.Johnson INTERCEPTED by J.Joseph at HST 18. J.Joseph for 82 yards, TOUCHDOWN.	

Houston Texans at 11:08

K.Fairbairn extra point is No Good, Wide Left, Center-J.Weeks, Holder-S.Lechler.

CLV 3 HST 16, 0 plays, 82 yards, 0:00 drive , 3:52 elapsed

K.Fairbairn kicks 65 yards from HST 35 to end zone, Touchback.

Cleveland Browns at 11:08

1-10-CLV 25	(11:08) K.Hogan pass incomplete deep right to R.Louis.	
2-10-CLV 25	(11:03) (Shotgun) K.Hogan pass short right to S.Coates to CLV 36 for 11 yards (A.Hal).	P6
<u>1-10-CLV 36</u>	(10:34) (Shotgun) K.Hogan pass short right to D.Njoku to CLV 33 for -3 yards (J.Joseph).	
2-13-CLV 33	(9:55) (Shotgun) K.Hogan scrambles right end to CLV 44 for 11 yards (B.McKinney). HST-J.Clowney was injured during the play. His return is Probable.	
3-2-CLV 44	(9:26) (Shotgun) K.Hogan pass deep right intended for D.Johnson INTERCEPTED by D.Cole [D.Reader] at HST 22. D.Cole to HST 25 for 3 yards (R.Higgins). PENALTY on HST-M.Burley, Illegal Block Above the Waist, 10 yards, enforced at HST 25.	

Houston Texans at 9:14

1-10-HST 15	(9:14) (Shotgun) D.Watson pass incomplete short left to D.Hopkins (J.McCourty) [C.Nassib].	
2-10-HST 15	(9:05) (Shotgun) D.Foreman up the middle to HST 16 for 1 yard (E.Ogbah, C.Kirksey).	
3-9-HST 16	(8:32) (Shotgun) D.Watson scrambles up the middle to HST 19 for 3 yards (J.Schobert; M.Garrett). Penalty on HST-C.Clark, Offensive Holding, declined.	
4-6-HST 19	(8:14) S.Lechler punts 57 yards to CLV 24, Center-J.Weeks. J.Peppers to CLV 24 for no gain (B.Peters). PENALTY on CLV-S.Coates, Illegal Block Above the Waist, 10 yards, enforced at CLV 24.	

Cleveland Browns at 8:01

1-10-CLV 14	(8:01) (Shotgun) K.Hogan pass short right to R.Louis to CLV 18 for 4 yards (M.Burley).	
2-6-CLV 18	(7:25) (Shotgun) I.Crowell right guard to CLV 22 for 4 yards (B.McKinney). Timeout #1 by CLV at 06:44.	
3-2-CLV 22	(6:44) (Shotgun) K.Hogan sacked at CLV 20 for -2 yards (D.Reader).	
4-4-CLV 20	(6:00) B.Colquitt punts 51 yards to HST 29, Center-C.Hughlett, fair catch by W.Fuller V.	

Houston Texans at 5:53

1-10-HST 29	(5:53) (Shotgun) L.Miller left end to HST 29 for no gain (M.Garrett). PENALTY on CLV-J.Meder, Defensive Holding, 5 yards, enforced at HST 29 - No Play.	X7
<u>1-10-HST 34</u>	(5:29) (Shotgun) D.Watson pass short middle to B.Ellington ran ob at 50 for 16 yards (J.Collins).	P8
<u>1-10-50</u>	(5:08) L.Miller left tackle to 50 for no gain (J.Meder).	
2-10-50	(4:38) D.Watson pass short left to S.Anderson to CLV 41 for 9 yards (J.Schobert).	
3-1-CLV 41	(4:00) (Shotgun) D.Foreman left tackle pushed ob at CLV 2 for 39 yards (J.Peppers).	R9
<u>1-2-CLV 2</u>	(3:49) (Shotgun) D.Watson left guard to CLV 1 for 1 yard (C.Kirksey; J.Taylor).	
2-1-CLV 1	(3:10) (Shotgun) D.Watson pass short middle to B.Miller for 1 yard, TOUCHDOWN. K.Fairbairn extra point is GOOD, Center-J.Weeks, Holder-S.Lechler. PENALTY on CLV-B.Boddy-Calhoun, Running Into the Kicker, 1 yard, enforced at CLV 2 - No Play. Penalty on CLV-B.Boddy-Calhoun, Defensive Offside, declined. TWO-POINT CONVERSION ATTEMPT. D.Watson pass to R.Griffin is complete. ATTEMPT SUCCEEDS. PENALTY on CLV-E.Ogbah, Defensive Holding, 5 yards, enforced between downs.	P10

CLV 3 HST 24, 6 plays, 71 yards, 1 penalty, 2:49 drive, 11:56 elapsed

K.Fairbairn kicks 60 yards from HST 40 to end zone, Touchback.

Cleveland Browns at 3:04

Cleveland Browns vs Houston Texans at NRG Stadium

- 1-10-CLV 25 (3:04) (Shotgun) K.Hogan pass incomplete deep middle to K.Williams.
- 2-10-CLV 25 (2:57) (Shotgun) K.Hogan pass incomplete short left to B.Treggs.
- 3-10-CLV 25 (2:52) (Shotgun) K.Hogan pass incomplete deep left to R.Higgins.
- 4-10-CLV 25 (2:47) B.Colquitt punts 52 yards to HST 23, Center-C.Hughlett. W.Fuller V to HST 43 for 20 yards (B.Boddy-Calhoun; C.Hughlett).

Houston Texans at 2:33

- 1-10-HST 43 (2:33) D.Watson pass incomplete short right to L.Miller.
- 2-10-HST 43 (2:27) L.Miller left tackle to HST 43 for no gain (J.Collins, C.Kirksey).

Two-Minute Warning

- 3-10-HST 43 (2:00) (Shotgun) D.Watson sacked at HST 35 for -8 yards (M.Garrett).
Timeout #2 by CLV at 01:54.
- 4-18-HST 35 (1:54) S.Lechler punts 49 yards to CLV 16, Center-J.Weeks. J.Peppers to CLV 21 for 5 yards (A.Blue).

Cleveland Browns at 1:42

- 1-10-CLV 21 (1:42) (Shotgun) K.Hogan pass incomplete short middle to D.Johnson.
PENALTY on HST-E.Pleasant, Defensive Pass Interference, 6 yards, enforced at CLV 21 - No Play. X7
- 1-10-CLV 27 (1:35) (Shotgun) K.Hogan pass short left to R.Louis to CLV 35 for 8 yards (M.Williams). P8
- 2-2-CLV 35 (1:13) (No Huddle, Shotgun) K.Hogan pass short left to D.Johnson to CLV 44 for 9 yards (E.Pleasant).
- 1-10-CLV 44 (:51) (Shotgun) K.Hogan sacked at CLV 37 for -7 yards (U.Kamalu).
Timeout #3 by CLV at 00:44.
- 2-17-CLV 37 (:44) (Shotgun) K.Hogan pass short right to S.DeValve to CLV 43 for 6 yards (J.Joseph; K.Jackson).
- 3-11-CLV 43 (:19) (Shotgun) K.Hogan pass short right intended for S.Coates INTERCEPTED by J.Joseph at HST 45. J.Joseph pushed ob at HST 48 for 3 yards (S.Coates).

Houston Texans at 0:11

- 1-10-HST 48 (:11) (Shotgun) D.Watson pass incomplete short left to D.Hopkins [M.Garrett].
- 2-10-HST 48 (:07) (Shotgun) D.Watson pass short right to L.Miller pushed ob at CLV 26 for 26 yards (J.Taylor). P11

END OF QUARTER

	Score	Time Poss	First Downs				Efficiencies	
			R	P	X	T	3 Down	4 Down
Cleveland Browns	3	9:56	2	2	1	5	1/5	0/0
Houston Texans	24	5:04	1	3	1	5	1/3	0/0

Third Quarter

10/15/2017

Play By Play

CLV elects to Receive, and HST elects to defend the North goal.

K.Fairbairn kicks 65 yards from HST 35 to end zone, Touchback.

Cleveland Browns at 15:00

- 1-10-CLV 25 (15:00) I.Crowell left guard to CLV 28 for 3 yards (B.Dunn; C.Covington).
 2-7-CLV 28 (14:26) (Shotgun) K.Hogan pass incomplete deep left to R.Louis.
 3-7-CLV 28 (14:19) (Shotgun) K.Hogan pass incomplete short right to D.Njoku (K.Jackson).
 4-7-CLV 28 (14:09) B.Colquitt punts 61 yards to HST 11, Center-C.Hughlett. W.Fuller V to HST 30 for 19 yards (D.King).

Houston Texans at 13:56

- 1-10-HST 30 (13:56) (Shotgun) L.Miller right end pushed ob at HST 44 for 14 yards (B.Boddy-Calhoun). R12
1-10-HST 44 (13:28) L.Miller right tackle to HST 41 for -3 yards (D.Shelton).
 2-13-HST 41 (12:57) (Shotgun) D.Watson pass short right to L.Miller to CLV 47 for 12 yards (D.Kindred).
 3-1-CLV 47 (12:16) (Shotgun) D.Watson pass short middle to B.Miller to HST 47 for -6 yards (D.Kindred).
 4-7-HST 47 (11:46) S.Lechler punts 50 yards to CLV 3, Center-J.Weeks, downed by HST-C.Thompson.

Cleveland Browns at 11:38

- 1-10-CLV 3 (11:38) I.Crowell right tackle to CLV 3 for no gain (C.Watkins).
 2-10-CLV 3 (10:51) I.Crowell left tackle to CLV 6 for 3 yards (K.Jackson; D.Reader).
 3-7-CLV 6 **(10:17) (Shotgun) K.Hogan pass incomplete short middle [B.McKinney].**
PENALTY on CLV-K.Hogan, Intentional Grounding, 6 yards, enforced in End Zone, SAFETY.
Penalty on CLV, Illegal Formation, declined.

CLV 3 HST 26, Safety, 4:50 elapsed

B.Colquitt kicks 64 yards from CLV 20 to HST 16. C.Thompson to HST 35 for 19 yards (M.Dayes, B.Bello).

Houston Texans at 10:10, (1st play from scrimmage 10:04)

- 1-10-HST 35 (10:04) (Shotgun) D.Watson right end to HST 38 for 3 yards (J.Schobert; E.Ogbah).
 2-7-HST 38 (9:29) (Shotgun) D.Watson pass short left to L.Miller to HST 40 for 2 yards (C.Nassib).
 3-5-HST 40 (8:47) (Shotgun) D.Watson pass incomplete deep right to W.Fuller V.
PENALTY on CLV-C.Kirksey, Defensive Holding, 5 yards, enforced at HST 40 - No Play. X13
1-10-HST 45 (8:40) D.Foreman right tackle to CLV 47 for 8 yards (J.Peppers).
 2-2-CLV 47 (8:14) D.Watson pass incomplete short middle to R.Griffin (J.Collins).
 3-2-CLV 47 (8:09) (Shotgun) D.Watson pass short left to B.Ellington to CLV 41 for 6 yards (C.Kirksey). P14
1-10-CLV 41 (7:35) D.Foreman left end to CLV 45 for -4 yards (B.Boddy-Calhoun; M.Garrett).
 2-14-CLV 45 (6:53) (Shotgun) D.Watson pass incomplete short left to R.Griffin (C.Kirksey).
 3-14-CLV 45 (6:48) (Shotgun) D.Watson pass short left to W.Fuller V to CLV 22 for 23 yards (J.Collins; I.Campbell). P15
1-10-CLV 22 (6:17) D.Foreman left end to CLV 23 for -1 yards (T.Coley).
 2-11-CLV 23 (5:42) (Shotgun) D.Watson pass short middle to R.Griffin to CLV 10 for 13 yards (J.Peppers). P16
1-10-CLV 10 (5:08) D.Foreman left tackle to CLV 4 for 6 yards (D.Kindred).
 2-4-CLV 4 (4:46) D.Foreman up the middle to CLV 3 for 1 yard (J.Schobert, J.Collins).
 3-3-CLV 3 **(4:10) (Shotgun) D.Watson pass short middle to D.Hopkins for 3 yards, TOUCHDOWN.** P17
 K.Fairbairn extra point is GOOD, Center-J.Weeks, Holder-S.Lechler.

CLV 3 HST 33, 13 plays, 65 yards, 1 penalty, 6:05 drive, 10:55 elapsed

K.Fairbairn kicks 65 yards from HST 35 to end zone, Touchback.

Cleveland Browns at 4:05

- 1-10-CLV 25 (4:05) D.Johnson right end to CLV 40 for 15 yards (K.Jackson). R9
1-10-CLV 40 (3:27) (Shotgun) K.Hogan up the middle to 50 for 10 yards (K.Drummond). R10
1-10-50 (2:56) D.Johnson right end pushed ob at HST 45 for 5 yards (B.McKinney).
PENALTY on CLV-R.Telfer, Offensive Holding, 10 yards, enforced at 50 - No Play.
 1-20-CLV 40 (2:28) K.Hogan pass short left to D.Vitale to CLV 47 for 7 yards (K.Jackson).
 Timeout #1 by HST at 01:50.
 2-13-CLV 47 (1:50) (Shotgun) K.Hogan pass short left to I.Crowell to HST 47 for 6 yards (M.Williams).
 3-7-HST 47 (1:09) (Shotgun) K.Hogan pass short right to R.Louis to HST 40 for 7 yards (J.Joseph).
PENALTY on CLV-J.Tretter, Offensive Holding, 10 yards, enforced at HST 47 - No Play.
 3-17-CLV 43 (:40) (Shotgun) K.Hogan pass incomplete short middle to R.Louis (J.Clowney, Z.Cunningham).

Cleveland Browns vs Houston Texans at NRG Stadium

4-17-CLV 43 (:27) B.Colquitt punts 52 yards to HST 5, Center-C.Hughlett. C.Thompson to HST 11 for 6 yards (D.Vitale).

Houston Texans at 0:20

1-10-HST 11 (:20) (Shotgun) L.Miller left tackle to HST 9 for -2 yards (M.Garrett).

END OF QUARTER

	Score	Time	First Downs				Efficiencies	
		Poss	R	P	X	T	3 Down	4 Down
Cleveland Browns	3	6:17	2	0	0	2	0/3	0/0
Houston Texans	33	8:43	1	4	1	6	3/4	0/0

Fourth Quarter

10/15/2017

Play By Play

Houston Texans continued.

- 2-12-HST 9 (15:00) (Shotgun) D.Watson pass short right to J.Prosch to HST 27 for 18 yards (B.Boddy-Calhoun; J.Collins). P18
- 1-10-HST 27 (14:15) (No Huddle) L.Miller right tackle to HST 32 for 5 yards (J.Schobert).
- 2-5-HST 32 (13:40) **D.Watson pass deep left intended for W.Fuller V INTERCEPTED by J.McCourty [M.Garrett] at CLV 44. J.McCourty for 56 yards, TOUCHDOWN.**

Cleveland Browns at 13:27

Z.Gonzalez extra point is GOOD, Center-C.Hughlett, Holder-B.Colquitt.

CLV 10 HST 33, 0 plays, 56 yards, 0:00 drive , 1:33 elapsed

Z.Gonzalez kicks 65 yards from CLV 35 to end zone, Touchback.

Houston Texans at 13:27

- 1-10-HST 25 (13:27) D.Foreman left tackle to HST 22 for -3 yards (C.Nassib; C.Kirksey).
- 2-13-HST 22 (12:48) (Shotgun) D.Watson pass incomplete short middle to R.Griffin (E.Ogbah) [C.Kirksey].
- 3-13-HST 22 (12:43) (Shotgun) D.Watson scrambles up the middle to HST 31 for 9 yards (C.Kirksey).
- 4-4-HST 31 (12:10) S.Lechler punts 49 yards to CLV 20, Center-J.Weeks. J.Peppers to CLV 19 for -1 yards (B.Peters).

Cleveland Browns at 11:58

- 1-10-CLV 19 (11:58) (Shotgun) K.Hogan pass short right to I.Crowell pushed ob at CLV 28 for 9 yards (B.McKinney).
- 2-1-CLV 28 (11:35) (Shotgun) I.Crowell right guard to CLV 42 for 14 yards (M.Gilchrist). R11
- 1-10-CLV 42 (10:59) (Shotgun) K.Hogan pass incomplete deep right to R.Louis.
- 2-10-CLV 42 (10:47) (Shotgun) K.Hogan pass short left to D.Johnson to CLV 36 for -6 yards (D.Reader, B.Scarlett).
- 3-16-CLV 36 (10:05) (Shotgun) K.Hogan scrambles up the middle to CLV 40 for 4 yards (B.McKinney).
- Penalty on CLV-S.Coleman, Offensive Holding, declined.*
- 4-12-CLV 40 (9:42) B.Colquitt punts 52 yards to HST 8, Center-C.Hughlett. C.Thompson to HST 20 for 12 yards (J.Schobert).

Houston Texans at 9:33

- 1-10-HST 20 (9:33) (Shotgun) D.Foreman left guard to HST 21 for 1 yard (C.Brantley). HST-D.Foreman was injured during the play. His return is Probable.
Timeout #2 by HST at 08:59.
- 2-9-HST 21 (8:59) D.Foreman left tackle to HST 26 for 5 yards (C.Brantley; N.Orchard).
- 3-4-HST 26 (8:15) (Shotgun) D.Watson pass incomplete deep right to W.Fuller V.
- 4-4-HST 26 (8:08) S.Lechler punts 51 yards to CLV 23, Center-J.Weeks. J.Peppers to CLV 34 for 11 yards (A.Blue).

Cleveland Browns at 7:57

- 1-10-CLV 34 (7:57) K.Hogan pass short right to K.Williams to CLV 43 for 9 yards (T.Decoud).
- 2-1-CLV 43 (7:16) (Shotgun) K.Hogan pass incomplete short middle to K.Williams.
- 3-1-CLV 43 (7:11) (Shotgun) D.Johnson right tackle to HST 43 for 14 yards (K.Drummond). R12
- 1-10-HST 43 (6:39) (Shotgun) K.Hogan pass short left to R.Higgins to HST 30 for 13 yards (K.Drummond). P13
- 1-10-HST 30 (6:01) (Shotgun) I.Crowell right guard to HST 27 for 3 yards (B.McKinney).
- 2-7-HST 27 (5:20) (Shotgun) K.Hogan sacked at HST 36 for -9 yards (K.Drummond).
- 3-16-HST 36 (4:37) (Shotgun) K.Hogan sacked at HST 41 for -5 yards (L.Houston). FUMBLES (L.Houston) [L.Houston], recovered by CLV-I.Crowell at HST 45. I.Crowell to HST 45 for no gain (C.Covington).
- 4-25-HST 45 (3:49) B.Colquitt punts 43 yards to HST 2, Center-C.Hughlett, downed by CLV-C.Hughlett.

Houston Texans at 3:39

- 1-10-HST 2 (3:39) L.Miller right guard to HST 6 for 4 yards (J.Schobert; D.Shelton).
- 2-6-HST 6 (2:56) L.Miller right guard to HST 8 for 2 yards (C.Kirksey).
- 3-4-HST 8 (2:13) L.Miller left tackle to HST 8 for no gain (C.Kirksey).

Two-Minute Warning

- 4-4-HST 8 (2:00) S.Lechler punts 53 yards to CLV 39, Center-J.Weeks. J.Peppers pushed ob at 50 for 11 yards (K.Drummond).

Cleveland Browns at 1:49

- 1-10-50 (1:49) (Shotgun) K.Hogan pass short right to K.Williams to HST 42 for 8 yards (T.Decoud).
- 2-2-HST 42 (1:25) (Shotgun) K.Hogan pass short left to R.Louis pushed ob at HST 29 for 13 yards (M.Williams). P14
- 1-10-HST 29 (1:19) (Shotgun) K.Hogan pass incomplete deep left to K.Williams.
PENALTY on HST-M.Williams, Defensive Pass Interference, 26 yards, enforced at HST 29 - No Play. X15
- 1-3-HST 3 (1:12) (Shotgun) K.Hogan pass incomplete short left to D.Njoku (M.Williams).
- 2-3-HST 3 (1:08) (Shotgun) **K.Hogan pass short left to S.DeValve for 3 yards, TOUCHDOWN.** P16
Z.Gonzalez extra point is GOOD, Center-C.Hughlett, Holder-B.Colquitt.

Cleveland Browns vs Houston Texans at NRG Stadium

CLV 17 HST 33, 4 plays, 50 yards, 1 penalty, 0:46 drive, 13:57 elapsed

Z.Gonzalez kicks onside 16 yards from CLV 35 to HST 49, impetus ends at CLV 46. B.Miller (didn't try to advance) to HST 49 for no gain (J.Peppers).

Houston Texans at 1:03, (1st play from scrimmage 0:59)

1-10-HST 49 (:59) L.Miller up the middle to CLV 49 for 2 yards (C.Nassib; C.Kirksey).

2-8-CLV 49 (:24) D.Watson kneels to 50 for -1 yards.

END OF QUARTER

	Score	Time Poss	First Downs				Efficiencies	
			R	P	X	T	3 Down	4 Down
Cleveland Browns	17	7:29	2	3	1	6	1/3	0/0
Houston Texans	33	7:31	0	1	0	1	0/3	0/0

Miscellaneous Statistics Report

Cleveland Browns vs Houston Texans
10/15/2017 at NRG Stadium

Ten Longest Plays for Cleveland Browns

Yards	Qtr	Play Start	Play Description
20	1	2-5-CLV 30	(:04) K.Hogan pass deep left to B.Treggs ran ob at 50 for 20 yards [B.Dunn].
15	3	1-10-CLV 25	(4:05) D.Johnson right end to CLV 40 for 15 yards (K.Jackson).
14	2	2-2-HST 42	(14:33) I.Crowell left end to HST 28 for 14 yards (J.Joseph).
14	4	2-1-CLV 28	(11:35) (Shotgun) I.Crowell right guard to CLV 42 for 14 yards (M.Gilchrist).
14	4	3-1-CLV 43	(7:11) (Shotgun) D.Johnson right tackle to HST 43 for 14 yards (K.Drummond).
13	4	1-10-HST 43	(6:39) (Shotgun) K.Hogan pass short left to R.Higgins to HST 30 for 13 yards (K.Drummond).
13	4	2-2-HST 42	(1:25) (Shotgun) K.Hogan pass short left to R.Louis pushed ob at HST 29 for 13 yards (M.Williams).
11	2	2-10-CLV 25	(11:03) (Shotgun) K.Hogan pass short right to S.Coates to CLV 36 for 11 yards (A.Hal).
11	2	2-13-CLV 33	(9:55) (Shotgun) K.Hogan scrambles right end to CLV 44 for 11 yards (B.McKinney). HST-J.Clowney was injured during the play. His return is Probable.
10	1	1-10-CLV 25	(10:57) (Shotgun) K.Hogan pass short left to K.Williams to CLV 35 for 10 yards (M.Gilchrist).

Ten Longest Plays for Houston Texans

Yards	Qtr	Play Start	Play Description
39	1	2-2-CLV 39	(:48) (Shotgun) D.Watson pass deep right to W.Fuller V for 39 yards, TOUCHDOWN [M.Garrett].
39	2	3-1-CLV 41	(4:00) (Shotgun) D.Foreman left tackle pushed ob at CLV 2 for 39 yards (J.Peppers).
26	2	2-10-HST 48	(:07) (Shotgun) D.Watson pass short right to L.Miller pushed ob at CLV 26 for 26 yards (J.Taylor).
23	3	3-14-CLV 45	(6:48) (Shotgun) D.Watson pass short left to W.Fuller V to CLV 22 for 23 yards (J.Collins; I.Campbell).
21	1	2-7-HST 32	(2:07) (Shotgun) D.Watson pass short left to R.Griffin to CLV 47 for 21 yards (J.Schobert).
18	1	1-10-HST 42	(13:26) (Shotgun) D.Watson pass short middle to R.Griffin to CLV 40 for 18 yards (J.Schobert; J.Peppers).
18	4	2-12-HST 9	(15:00) (Shotgun) D.Watson pass short right to J.Prosch to HST 27 for 18 yards (B.Boddy-Calhoun; J.Collins).
16	1	1-10-HST 13	(3:10) D.Watson pass short left to D.Hopkins to HST 29 for 16 yards (J.Peppers).
16	2	1-10-HST 34	(5:29) (Shotgun) D.Watson pass short middle to B.Ellington ran ob at 50 for 16 yards (J.Collins).
14	3	1-10-HST 30	(13:56) (Shotgun) L.Miller right end pushed ob at HST 44 for 14 yards (B.Boddy-Calhoun).

Touchdown Scoring Information

		Offense	Defense	Special Teams
VISITOR	Cleveland Browns	1	1	0
HOME	Houston Texans	3	1	0

Player Scoring Information

Club	Player	TD	Rush TD	Rec TD	KO TD	Punt TD	Int TD	Fum TD	Misc TD	FG	XP	2Pt Rush	2Pt Rec	Sfty	Points
CLV	S.DeValve	0	0	1	0	0	0	0	0	0	0	0	0	0	6
CLV	J.McCourty	0	0	0	0	0	1	0	0	0	0	0	0	0	6
CLV	Z.Gonzalez	0	0	0	0	0	0	0	0	1	2	0	0	0	5
HST	W.Fuller V	0	0	1	0	0	0	0	0	0	0	0	0	0	6
HST	D.Hopkins	0	0	1	0	0	0	0	0	0	0	0	0	0	6
HST	B.Miller	0	0	1	0	0	0	0	0	0	0	0	0	0	6
HST	J.Joseph	0	0	0	0	0	1	0	0	0	0	0	0	0	6
HST	K.Fairbairn	0	0	0	0	0	0	0	0	1	2	0	0	0	5
HST	R.Griffin	0	0	0	0	0	0	0	0	0	0	0	1	0	2

Possession Detail

	First Half		Second Half		Game	
	Visitor	Home	Visitor	Home	Visitor	Home
Largest Lead	0	21	0	30	0	30
Drives Leading	0	5	0	7	0	12
Time of Possession Leading	0:00	6:15	0:00	16:14	0:00	22:29
Largest Deficit	-21	0	-30	0	-30	0
Drives Trailing	7	0	6	0	13	0
Time of Possession Trailing	17:08	0:00	13:46	0:00	30:54	0:00
Times Score Tied Up		1		0		1
Lead Changes		2		0		2

Playtime Percentage

Percent of playtime per player on offense, defense and special teams

Cleveland Browns

Houston Texans

		Cleveland Browns				Houston Texans							
		Offense	Defense	Special Teams				Offense	Defense	Special Teams			
K Zeitler	G	67	100%	3	9%	B Giacomini	T	66	100%	5	15%		
S Coleman	T	67	100%	3	9%	J Allen	G	66	100%	5	15%		
J Bitonio	G	67	100%	3	9%	X Su'a-Filo	G	66	100%	5	15%		
J Tretter	C	67	100%			N Martin	C	66	100%				
K Hogan	QB	67	100%			D Watson	QB	66	100%				
J Thomas	T	67	100%			D Hopkins	WR	63	95%				
R Louis	WR	52	78%	1	3%	R Griffin	TE	58	88%	5	15%		
R Higgins	WR	45	67%			C Clark	T	55	83%	5	15%		
K Williams	WR	39	58%	1	3%	W Fuller	WR	54	82%	4	12%		
S DeValve	TE	36	54%	18	55%	B Ellington	WR	45	68%				
I Crowell	RB	32	48%			L Miller	RB	44	67%				
D Johnson	RB	30	45%			D Foreman	RB	23	35%				
B Treggs	WR	28	42%	3	9%	S Anderson	TE	22	33%	21	64%		
D Njoku	TE	26	39%	14	42%	K Lamm	T	12	18%	5	15%		
R Telfer	TE	17	25%			J Davenport	T	7	11%	5	15%		
D Vitale	FB	11	16%	22	67%	B Miller	WR	7	11%	3	9%		
S Coates	WR	11	16%	19	58%	J Prosch	FB	6	9%	27	82%		
M Dayes	RB	5	7%	20	61%	B McKinney	LB		62	93%	3	9%	
S Drango	G	3	4%	3	9%	A Hal	FS		59	88%	2	6%	
J Schobert	LB		66	100%	21	64%	Z Cunningham	LB		58	87%	16	48%
J Peppers	FS		66	100%	15	45%	M Gilchrist	FS		56	84%	4	12%
J McCourty	CB		66	100%	7	21%	K Jackson	CB		53	79%	1	3%
J Taylor	CB		66	100%	5	15%	B Scarlett	LB		50	75%	15	45%
C Kirksey	LB		66	100%	5	15%	M Williams	CB		49	73%	21	64%
J Collins	LB		54	82%	5	15%	J Joseph	CB		47	70%	1	3%
B Boddy-Calhoun	CB		46	70%	16	48%	J Clowney	LB		43	64%	1	3%
E Ogbah	DE		40	61%	8	24%	C Covington	DE		38	57%	4	12%
T Coley	DT		36	55%			U Kamalu	LB		36	54%	11	33%
C Nassib	DE		33	50%	8	24%	B Dunn	NT		30	45%	2	6%
N Orchard	DE		33	50%	6	18%	E Pleasant	SS		29	43%	19	58%
M Garrett	DE		33	50%	5	15%	D Reader	NT		25	37%	1	3%
D Shelton	DT		33	50%			J Heath	DE		22	33%	2	6%
D Kindred	SS		25	38%	14	42%	K Drummond	SS		21	31%	26	79%
J Meder	DT		22	33%	8	24%	C Watkins	DE		21	31%	1	3%
I Campbell	FS		17	26%	25	76%	T Decoud	CB		12	18%	13	39%
L Ogunjobi	DT		17	26%			D Cole	LB		9	13%	7	21%
C Brantley	DT		7	11%			L Houston	LB		9	13%	1	3%
B Bello	LB				24	73%	M Burley	CB		7	10%	14	42%
D King	LB				24	73%	B Peters	LB		1	1%	25	76%
M Jordan	CB				15	45%	A Blue	RB			24	73%	
K Nacua	SS				11	33%	C Thompson	WR			24	73%	
B Colquitt	P				11	33%	J Weeks	LS			12	36%	
C Hughlett	LS				10	30%	S Lechler	P			12	36%	
Z Gonzalez	K				7	21%	K Fairbairn	K			11	33%	
A Reiter	C				3	9%							



HOUSTON TEXANS

CLEVELAND BROWNS



SUNDAY, OCTOBER 15, 2017 - NRG STADIUM - HOUSTON, TEXAS - NOON CT

NO.	NAME	POS.
3	Tom Savage	QB
4	Dashaun Watson	QB
7	Ka'imi Fairbairn	K
9	Shane Lechler	P
10	DeAndre Hopkins	WR
12	Bruce Ellington	WR
13	Braxton Miller	WR
14	Chris Thompson	WR
15	Will Fuller V	WR
20	Marcus Burley	CB
21	Marcus Gilchrist	S
22	Jordan Todman	RB
24	Johnathan Joseph	CB
25	Kareem Jackson	CB
26	Lamar Miller	RB
27	D'Onta Foreman	RB
28	Alfred Blue	RB
29	Andre Hal	S
30	Kevin Johnson	CB
31	Treston Decoud	CB
35	Eddie Pleasant	S
36	Marcus Cromartie	S
40	Marcus Williams	CB
41	Zach Cunningham	ILB
43	Corey Moore	S
45	Jon Prosch	FB
46	Jon Weeks	LS
50	Ben Heeney	ILB
51	Dylan Cole	ILB
52	Brian Peters	ILB
55	Benardrick McKinney	ILB
57	Brennan Scarlett	OLB
58	Lamar Houston	OLB
61	Kyle Fuller	G
63	Kendall Lamm	T
64	Dorian Johnson	G
65	Greg Mancz	C
66	Nick Martin	C
68	Breno Giacomini	T
70	Julián Davenport	T
71	Xavier Su'a-Filo	G
74	Chris Clark	T
79	Jeff Allen	G
84	Ryan Griffin	TE
89	Stephen Anderson	TE
90	Jadeveon Clowney	OLB/DE
91	Carlos Watkins	DE
92	Brandon Dunn	NT
93	Joel Heath	DE
94	Ufomba Kamalu	OLB
95	Christian Covington	DE
96	Kendall Langford	DE
98	D.J. Reader	NT

TEXANS OFFENSE

WR	10	DeAndre Hopkins	12	Bruce Ellington	14	Chris Thompson
LT	74	Chris Clark	63	Kendall Lamm		
LG	71	Xavier Su'a-Filo	61	Kyle Fuller		
C	66	Nick Martin	65	Greg Mancz		
RG	79	Jeff Allen	64	Dorian Johnson		
RT	68	Breno Giacomini	70	Julián Davenport		
TE	84	Ryan Griffin	89	Stephen Anderson		
WR	15	Will Fuller V	13	Braxton Miller		
QB	4	Dashaun Watson	3	Tom Savage		
FB	45	Jay Prosch				
RB	26	Lamar Miller	27	D'Onta Foreman	28	Alfred Blue
					22	Jordan Todman

BROWNS OFFENSE

DE	95	Myles Garrett	94	Carl Nassib		
DT	93	Trevon Coley	65	Larry Ogunjobi	97	T.Y. McGill
DT	55	Danny Shelton	98	Jamie Meder	99	Caleb Brantley
DE	90	Emmanuel Ogbah	44	Nate Orchard		
WILL	58	Christian Kirksey	56	Deon King		
MIKE	53	Joe Schobert	50	B.J. Bello		
SAM	51	Jamie Collins Sr.	52	James Burgess Jr.	31	Reggie Porter
CB	30	Jason McCourty	41	Mike Jordan		
CB	21	Jamar Taylor	20	Briean Boddy-Calhoun		
S	22	Jabrill Peppers	24	Ibraheim Campbell		
S	26	Derrick Kindred	43	Kai Nacua		

TEXANS SPECIALISTS

PK	7	Ka'imi Fairbairn				
P	9	Shane Lechler				
LS	46	Jon Weeks				
KR	22	Jordan Todman	14	Chris Thompson	12	Bruce Ellington
PR	14	Chris Thompson	15	Will Fuller V	12	Bruce Ellington
H	9	Shane Lechler				

Rookies underlined

TEXANS PRONUNCIATIONS

Jadeveon Clowney	juh-DEV-ee-on
Julián Davenport	juh-DEV-ee-on
Treston Decoud	jew-lee-OWN
Ka'imi Fairbairn	ka-EE-me FAIR-bairn
C.J. Fiedorowicz	feh-ODR-uh-wits
D'Onta Foreman	dee-ON-ray
Breno Giacomini	BREN-oh JAH-cuh-MEE-nee
Matthew Godin	GO-din
DeAndre Hopkins	dee-ANDRE
Ufomba Kamalu	ooH-FOM-ba ka-WA-lu
Greg Mancz	dee-ANDRE
Whitney Mercilus	MER-sih-lus
Jay Prosch	PRAWSH
Xavier Su'a-Filo	soo-ah-FEE-low

TEXANS DEFENSE

RDE	93	Joel Heath	96	Kendall Langford		
NT	98	D.J. Reader	92	Brandon Dunn		
LDE	95	Christian Covington	91	Carlos Watkins		
SAM	57	Brennan Scarlett	58	Lamar Houston		
MIKE	55	Benardrick McKinney	51	Dylan Cole		
WILL	41	Zach Cunningham	52	Brian Peters	50	Ben Heeney
JACK	90	Jadeveon Clowney	94	Ufomba Kamalu		
LGB	24	Johnathan Joseph	20	Marcus Burley	31	Treston Decoud
RCB	25	Kareem Jackson	30	Kevin Johnson	40	Marcus Williams
FS	29	Andre Hal	43	Corey Moore	36	Marcus Cromartie
SS	21	Marcus Gilchrist	35	Eddie Pleasant		

BROWNS DEFENSE

WR	81	Rashard Higgins	10	Sammie Coates	11	Bryce Treggs
LT	73	Joe Thomas	77	Zach Banner		
LG	75	Joel Bitonio	63	Marcus Martin		
C	64	JC Tretter	62	Austin Reiter		
RG	70	Kevin Zeitler	66	Spencer Drango		
RT	72	Shon Coleman				
TE	86	Randall Teifer	87	Seth DeValve	85	David Nioku
WR	18	Kenny Britt	80	Ricardo Louis	82	Kasen Williams
QB	8	Kevin Hogan	7	DeShone Kizer	6	Cody Kessler
RB	34	Isaiah Crowell	29	Duke Johnson Jr.	27	Matthew Dayes
FB	40	Danny Vitale				

BROWNS SPECIALISTS

P	4	Britton Colquitt				
K	5	Zane Gonzalez				
H	4	Britton Colquitt				
KR	22	Jabrill Peppers	10	Sammie Coates		
PR	22	Jabrill Peppers	10	Sammie Coates		
LS	47	Charley Hughlett				

Rookies underlined

TODAY'S OFFICIALS

Referee	BRAD ALLEN (122)
Umpire	FRED BRYAN (11)
Down Judge	JIM MELLO (48)
Line Judge	BRIAN BOLINGER (40)
Field Judge	TOM HILL (97)
Side Judge	JABIR WALKER (26)
Back Judge	SHAWN HOCHULI (83)
Replay Official	JIM LAPETINA

4	Britton Colquitt	P
5	Zane Gonzalez	K
6	Cody Kessler	QB
7	DeShone Kizer	QB
8	Kevin Hogan	QB
10	Sammie Coates	WR
11	Bryce Treggs	WR
18	Kenny Britt	WR
20	Briean Boddy-Calhoun	WR
21	Jamar Taylor	WR
22	Jabrill Peppers	WR
24	Ibraheim Campbell	WR
26	Derrick Kindred	WR
27	Matthew Dayes	WR
29	Duke Johnson Jr.	WR
30	Jason McCourty	WR
31	Reggie Porter	WR
34	Isaiah Crowell	WR
40	Danny Vitale	WR
41	Mike Jordan	WR
43	Kai Nacua	WR
44	Nate Orchard	WR
47	Charley Hughlett	WR
50	B.J. Bello	WR
51	Jamie Collins Sr.	WR
52	James Burgess Jr.	WR
53	Joe Schobert	WR
55	Danny Shelton	WR
56	Deon King	WR
58	Christian Kirksey	WR
62	Austin Reiter	WR
63	Marcus Martin	WR
64	JC Tretter	WR
65	Larry Ogunjobi	WR
66	Spencer Drango	WR
70	Kevin Zeitler	WR
72	Shon Coleman	WR
73	Joe Thomas	WR
75	Joel Bitonio	WR
77	Zach Banner	WR
80	Ricardo Louis	WR
81	Rashard Higgins	WR
82	Kasen Williams	WR
85	David Nioku	WR
86	Randall Teifer	WR
87	Seth DeValve	WR
90	Emmanuel Ogbah	WR
93	Trevon Coley	WR
94	Carl Nassib	WR
95	Myles Garrett	WR
97	T.Y. McGill	WR
98	Jamie Meder	WR
99	Caleb Brantley	WR

HOUSTON
TEXANS

NO.	NAME	POS.
79	Allen, JeffG
89	Anderson, StephenTE
28	Blue, AlfredRB
20	Burley, MarcusCB
74	Clark, ChrisT
50	Clowney, JadeveonOLB/DE
91	Cole, DylanILB
95	Covington, ChristianDE
36	Cromartie, MarcusS
41	Cunningham, ZachILB
70	Davenport, JulienT
31	Decoud, TrestonCB
31	Dunn, BrandonNT
12	Dunn, BruceWR
92	Ellington, BruceWR
7	Fairbairn, Ka'imiK
27	Foreman, D'OntaRB
15	Fuller V, WillWR
61	Fuller, KyleG
68	Giacomini, BrendoT
21	Gilchrist, MarcusS
84	Griffin, RyanTE
29	Hal, AndreS
93	Heath, JoelDE
50	Heeney, BenILB
10	Hopkins, DeAndreWR
58	Houston, LamarrOLB
25	Jackson, KareemCB
64	Johnson, DorianG
30	Johnson, KevinCB
24	Joseph, JohnathanCB
94	Kamalu, UfombaOLB
63	Lamm, KendallT
96	Langford, KendallDE
9	Lechler, ShaneP
65	Mancz, GregC
66	Martin, NickC
55	McKinney, BenardrickILB
13	Miller, BraxtonWR
26	Miller, LamarRB
42	Moore, CoreyS
53	Peters, BrianILB
35	Pleasant, EddieS
45	Prosch, JayFB
98	Reader, D.J.NT
3	Savage, TomQB
57	Scarlett, BrennanOLB
71	Su'a-Filo, XavierG
14	Thompson, ChrisWR
22	Todman, JordanRB
91	Watkins, CarlosDE
4	Watson, DeshaunQB
46	Weeks, JonLS
40	Williams, MarcusCB
RESERVE/DID NOT REPORT		
76	Brown, DuaneT
RESERVE/INJURED		
34	Ervin, TylerRB
87	Fiedorowicz, C.J.TE
69	Godin, MatthewDE
16	Gray, DeanteWR
59	Mercilus, WhitneyOLB
59	Watt, J.J.DE
RESERVE/PHYSICALLY UNABLE TO PERFORM		
72	Newton, DerekT
RESERVE/SUSPENDED		
56	Cushing, BrianILB

HEAD COACH: Bill O'Brien
ASSISTANT COACHES: Romeo Crennel (Assistant Head Coach/Defense), Mike Vrabel (Defensive Coordinator), Larry Izzo (Special Teams Coordinator), Brian Bell (Assistant Strength & Conditioning), Jim Bernhardt (Director of Football Research), Shane Bowen (Defensive Assistant), John Butler (Secondary), Doug Colman (Assistant Special Teams Coordinator), Mike Devlin (Offensive Line), Craig Fitzgerald (Head Strength & Conditioning), Ian Jones (Assistant Strength & Conditioning), Tim Kelly (Tight Ends), Bobby King (Linebackers), Will Lewing (Offensive Assistant/Defensive Line), Charles London (Receivers), Sean Ryan (Quarterbacks), Anthony Weaver (Defensive Line), Wes Weiker (Offensive/Special Teams Assistant).

HOUSTON TEXANS

NO.	NAME	POS.	HT.	WT.	AGE	EXP.	COLLEGE
3	Tom Savage	QB	6-4	230	27	4	Pittsburgh
4	Deshaun Watson	QB	6-3	215	22	R	Clemson
7	Ka'imi Fairbairn	K	6-0	190	23	2	UCLA
9	Shane Lechler	P	6-2	240	41	18	Texas A&M
10	DeAndre Hopkins	WR	6-1	210	25	5	Clemson
12	Bruce Ellington	WR	5-9	200	26	4	South Carolina
13	Braxton Miller	WR	6-2	215	24	2	Ohio State
14	Chris Thompson	WR	6-0	170	23	R	Florida
15	Will Fuller V	WR	6-0	185	23	2	Notre Dame
20	Marcus Burley	CB	5-10	190	27	4	Delaware
21	Marcus Gilchrist	S	5-10	200	28	7	Clemson
22	Jordan Todman	RB	5-10	200	27	5	Connecticut
24	Johnathan Joseph	CB	5-11	190	33	12	South Carolina
25	Kareem Jackson	CB	5-10	190	29	8	Alabama
26	Lamar Miller	RB	5-10	225	26	6	Miami (Fla.)
27	D'Onta Foreman	RB	6-0	235	21	R	Texas
28	Alfred Blue	RB	6-2	225	26	4	LSU
29	Andre Hal	S	5-10	190	25	4	Vanderbilt
30	Kevin Johnson	CB	6-0	190	25	3	Wake Forest
31	Treston Decoud	CB	6-3	210	24	R	Oregon State
35	Eddie Pleasant	S	5-10	210	28	5	Oregon
36	Marcus Cromartie	S	6-0	195	26	3	Wisconsin
40	Marcus Williams	CB	5-11	195	26	4	North Dakota State
41	Zach Cunningham	ILB	6-4	230	22	R	Vanderbilt
43	Corey Moore	S	6-2	205	24	2	Georgia
45	Jay Prosch	FB	6-1	255	25	4	Auburn
46	Jon Weeks	LS	5-10	250	31	8	Baylor
50	Ben Heeney	ILB	6-0	230	24	3	Kansas
51	Dylan Cole	ILB	6-1	240	23	R	Missouri State
52	Brian Peters	ILB	6-4	235	28	3	Northwestern
55	Benardrick McKinney	ILB	6-4	250	24	3	Mississippi State
57	Brennan Scarlett	OLB	6-4	265	24	2	Stanford
58	Lamar Houston	OLB	6-3	275	30	8	Texas
61	Kyle Fuller	G	6-5	315	23	R	Baylor
63	Kendall Lamm	T	6-6	305	25	3	Appalachian State
64	Dorian Johnson	G	6-5	305	22	R	Pittsburgh
65	Greg Mancz	C	6-4	300	25	3	Toledo
66	Nick Martin	C	6-5	300	24	2	Notre Dame
68	Breno Giacomini	T	6-7	320	32	10	Louisville
70	Julien Davenport	T	6-7	315	22	R	Bucknell
71	Xavier Su'a-Filo	G	6-4	310	26	4	UCLA
74	Chris Clark	T	6-5	305	32	8	Southern Mississippi
79	Jeff Allen	G	6-4	305	27	6	Illinois
84	Ryan Griffin	TE	6-6	255	27	5	Connecticut
89	Stephen Anderson	TE	6-3	230	24	2	California
90	Jadeveon Clowney	OLB/DE	6-5	270	24	4	South Carolina
91	Carlos Watkins	DE	6-3	305	23	R	Clemson
92	Brandon Dunn	NT	6-2	300	25	2	Louisville
93	Joel Heath	DE	6-6	295	24	2	Michigan State
94	Ufomba Kamalu	OLB	6-6	300	24	2	Miami (Fla.)
95	Christian Covington	DE	6-2	290	23	3	Rice
96	Kendall Langford	DE	6-6	305	31	10	Hampton
98	D.J. Reader	NT	6-3	325	23	2	Clemson

HEAD COACH: Bill O'Brien
ASSISTANT COACHES: Romeo Crennel (Assistant Head Coach/Defense), Mike Vrabel (Defensive Coordinator), Larry Izzo (Special Teams Coordinator), Brian Bell (Assistant Strength & Conditioning), Jim Bernhardt (Director of Football Research), Shane Bowen (Defensive Assistant), John Butler (Secondary), Doug Colman (Assistant Special Teams Coordinator), Mike Devlin (Offensive Line), Craig Fitzgerald (Head Strength & Conditioning), Ian Jones (Assistant Strength & Conditioning), Tim Kelly (Tight Ends), Bobby King (Linebackers), Will Lewing (Offensive Assistant/Defensive Line), Charles London (Receivers), Sean Ryan (Quarterbacks), Anthony Weaver (Defensive Line), Wes Weiker (Offensive/Special Teams Assistant).

CLEVELAND BROWNS

NO.	NAME	POS.	HT.	WT.	AGE	EXP.	COLLEGE
4	Britton Colquitt	P	6-3	210	32	8	Tennessee
5	Zane Gonzalez	K	6-0	202	22	R	Arizona State
6	Cody Kessler	QB	6-1	215	24	2	Southern California
7	DeShone Kizer	QB	6-4	233	21	R	Notre Dame
8	Kevin Hogan	QB	6-3	218	24	2	Stanford
10	Sammie Coates	WR	6-1	212	24	3	Auburn
11	Bryce Treggs	WR	6-0	185	23	2	California
18	Kenny Britt	WR	6-3	223	29	9	Rutgers
20	Brian Boddie-Calhoun	DB	5-9	193	24	2	Minnesota
21	Jamar Taylor	DB	5-11	192	27	5	Boise State
22	Jabrill Peppers	DB	5-11	213	22	R	Michigan
24	Ibraheem Campbell	DB	5-11	208	25	3	Northwestern
26	Derrick Kindred	DB	5-10	210	23	2	Texas Christian
27	Matthew Dayes	RB	5-8	205	23	R	N.C. State
29	Duke Johnson Jr.	RB	5-9	210	24	3	Miami (Fla.)
30	Jason McCourty	DB	5-11	195	30	9	Rutgers
31	Reggie Porter	DB	5-11	185	23	R	Utah
34	Isaiah Crowell	RB	5-11	225	24	4	Alabama State
40	Danny Vitale	FB	6-1	239	23	2	Northwestern
41	Mike Jordan	DB	6-1	200	24	2	MissouriWesternState
43	Kai Nacua	DB	6-0	205	22	R	Brigham Young
44	Nate Orchard	DL	6-4	255	24	3	Utah
47	Charley Hughlett	LS	6-4	248	27	3	Central Florida
50	B.J. Bello	LB	6-2	229	22	R	Illinois State
51	Jamie Collins Sr.	LB	6-3	250	27	5	SouthernMississippi
52	James Burgess Jr.	LB	6-0	230	23	1	Louisville
53	Joe Schobert	LB	6-1	245	23	2	Wisconsin
55	Danny Shelton	DL	6-2	335	24	3	Washington
56	Deon King	LB	6-2	220	24	2	Norfolk State
58	Christian Kirksey	LB	6-2	235	25	4	Iowa
62	Austin Reiter	DL	6-2	300	25	2	South Florida
63	Marcus Martin	DL	6-3	310	23	4	Southern California
64	JC Tretter	DL	6-4	307	26	5	Cornell
65	Larry Ogunjubi	DL	6-2	305	23	R	Charlotte
66	Spencer Drango	DL	6-6	315	25	2	Baylor
70	Kevin Zeitler	DL	6-7	315	27	6	Wisconsin
72	Shon Coleman	DL	6-7	310	25	2	Auburn
73	Joe Thomas	DL	6-6	312	32	11	Wisconsin
75	Joel Bitonio	DL	6-4	305	26	4	Nevada
77	Zach Banner	DL	6-8	360	23	R	Southern California
80	Ricardo Louis	WR	6-2	215	23	2	Auburn
81	Rashard Higgins	WR	6-1	198	23	2	Colorado State
82	Kasen Williams	WR	6-1	219	25	1	Washington
85	David Njoku	TE	6-4	246	21	R	Miami (Fla.)
86	Randall Teifer	TE	6-4	250	25	2	Southern California
87	Seth DeValve	TE	6-3	245	24	2	Princeton
90	Emmanuel Ogbah	DL	6-4	275	23	2	Oklahoma State
93	Trevon Coley	DL	6-1	310	23	1	Florida Atlantic
94	Carl Nassib	DL	6-7	275	24	2	Penn State
95	Myles Garrett	DL	6-4	272	21	R	Texas A&M
97	T.Y. McGill	DL	6-0	299	24	3	NorthCarolinaState
98	Jamie Mader	DL	6-3	308	26	3	Ashland
99	Caleb Brantley	DL	6-2	307	23	R	Florida

HEAD COACH: Hue Jackson
ASSISTANT COACHES: Gregg Williams (Defensive Coordinator), Chris Tabor (Special Teams Coordinator), Kirby Wilson (Running Backs/Run Game Coordinator), Adam Beard (Director Of High Performance), Ken Delgado (Assistant Defensive Line), Mark Hutson (Assistant Offensive Line), Jerod Kruse (Assistant Defensive Backs), David Lee (Quarterbacks), Evan Marcus (Strength & Conditioning Coordinator), Shawn Memmer (Special Teams Assistant), Jamey Moz (Sports Scientist), Eric Sanders (Defensive Quality Control), Al Saunders (Sr. Offensive Assistant), Bob Saunders (Offensive Quality Control/Assistant Wide Receivers), Greg Seamon (Tight Ends), Clyde Simmons (Defensive Line), Pat Tolhurst (Strength & Conditioning Assistant), DeWayne Walker (Defensive Backs), Stan Watson (Special Teams Quality Control), Blake Williams (Linebackers), Bob Wylie (Offensive Line).

CLEVELAND BROWNS

NO.	NAME	POS.
77	Banner, ZachOL
50	Bello, B.J.LB
75	Bitonio, JoelOL
20	Boddy-Calhoun, BrianDB
99	Brantley, CalebDL
18	Britt, KennyWR
52	Burgess Jr., JamesLB
24	Campbell, IbraheimDB
10	Coates, SammieWR
72	Coleman, ShonOL
93	Coley, TrevonDL
51	Collins Sr., JamieLB
4	Colquitt, BrittonP
34	Crowell, IsaiahRB
27	Dayes, MatthewRB
87	DeValve, SethTE
66	Drango, SpencerDL
95	Garrett, MylesDL
5	Gonzalez, ZaneK
81	Higgins, RashardWR
8	Hogan, KevinQB
47	Hughlett, CharleyLS
29	Johnson Jr., DukeRB
41	Jordan, MikeDB
6	Kessler, CodyQB
26	Kindred, DerrickDB
56	King, DeonLB
58	Kirksey, ChristianLB
7	Kizer, DeShoneQB
80	Louis, RicardoWR
63	Martin, MarcusDL
30	McCourty, JasonDB
97	McGill, T.Y.DL
98	Meder, JamieDL
43	Nacua, KaiDB
94	Nassib, CarlDL
85	Njoku, DavidTE
90	Ogbah, EmmanuelDL
65	Ogunjubi, LarryDL
44	Orchard, NateDL
22	Peppers, JabrillDB
31	Porter, ReggieDB
62	Reiter, AustinDL
53	Schobert, JoeLB
55	Shelton, DannyDL
21	Taylor, JamarDB
86	Teifer, RandallTE
71	Treggs, BryceWR
73	Thomas, JoeDL
64	Tretter, JCDL
40	Vitale, DannyFB
82	Williams, KasenWR
70	Zeitler, KevinDL
RESERVE/INJURED		
54	Alexander, DominiqueLB
57	Berker, ChrisDL
59	Carder, TankLB
19	Coleman, CoreyWR
33	Jackson, DariusRB
78	Johnson, RodDL
RESERVE/PHYSICALLY UNABLE TO PERFORM		
23	Wilson, HowardDB
RESERVE/SUSPENDED		
12	Gordon, JoshWR

RESERVE/INJURED
Alexander, Dominique.....LB
Berker, Chris.....DL
Carder, Tank.....LB
Coleman, Corey.....WR
Jackson, Darius.....RB
Johnson, Rod.....DL
RESERVE/PHYSICALLY UNABLE TO PERFORM
Wilson, Howard.....DB
RESERVE/SUSPENDED
Gordon, Josh.....WR



HOUSTON
TEXANS

TEXANS
BIOS



JEFF ALLEN

GUARD | 6-4 | 305 | ILLINOIS

Hometown: Chicago, Ill. | 6th NFL Season | 2nd with Texans | Age: 27
 Acquired: UFA-'16 (KC) | 2017 GP/GS: 4/4 | Career GP/GS (Playoffs): 62/54 (5/5)
 Teams: Kansas City 2012-15; Houston 2016-17

79

TRANSACTIONS:

Selected by the Kansas City Chiefs with the 12th pick in the second round (44th overall) of the 2012 NFL Draft...Signed by the Houston Texans as an unrestricted free agent on March 10, 2016.

CAREER:

- Fifth-year offensive lineman played in 44 games (36 starts) at left guard and right tackle with the Kansas City Chiefs from 2012-15
- Has started three postseason contests at left guard and two at right guard
- Joined the Texans in 2016 and took over as the starting right guard

2017 (Houston 4/4):

- Continued his streak of starting every game he's played in as a Texan by starting at RG in the season opener vs. Jacksonville (9/10)
- Started his second game of the season vs. Tennessee (10/1) and paved the way for a 173-yard rushing performance, 445 yards of total offense, six offensive touchdowns and a franchise-record 57 points
- Started at right guard and helped pave the way for the team's fourth straight game with 110-plus rushing yards, 392 yards of total offense and third straight game with 30-plus points vs. Kansas City (10/8)
- Started at right guard for the third consecutive week and helped pave for the way 340 net yards while the Texans scored 30-plus points for a franchise-record fourth consecutive week vs. Cleveland (10/15)

2016 (Houston 14/14, 2/2):

- Made his first career start at right guard in his Texans debut and helped pave the way for RB Lamar Miller's 106-yard rushing performance vs. Chicago (9/11)
- Opened at right guard at Minnesota (10/9) in Week 5 but missed most of the second half with an injury
- Inactive for Week 6 vs. Indianapolis (10/16) and Week 15 vs. Jacksonville (12/18) with injuries
- Started at right guard in Weeks 1-5, 7-14, 16-17 and both postseason contests

2015 (Kansas City 12/8, 2/2):

- Started at right tackle in Week 7 vs. Pittsburgh (10/25)
- Started at left guard in Weeks 8-13 and Weeks 16-17
- Helped the Chiefs finish second in the AFC in rushing yards in the regular season
- Started at left guard in the AFC Wild Card Game at Houston (1/9/16) and AFC Divisional Game at New England (1/16/16)

2014 (Kansas City 1/1):

- Started at right tackle vs. Tennessee (9/7) in Week 1
- Placed on the Reserve/Injured List with an elbow injury on Sept. 12 and missed the rest of the season

2013 (Kansas City 15/14, 1/1):

- Started at left guard in Weeks 1-3 and Weeks 5-16
- Saw action in Week 17 at San Diego (12/29)
- Helped the Chiefs finish fourth in the AFC in rushing yards in the regular season
- Started at left guard in the Wild Card Game at Indianapolis (1/4/14)

2012 (Kansas City 16/13):

- Saw his first NFL action on special teams vs. Atlanta (9/9) in Week 1
- Started his first career contest vs. San Diego (9/30) in Week 4
- Went on to start at left guard in Weeks 5-17 for the Chiefs

COLLEGE:

- Played four seasons (2008-11) at the University of Illinois in Champaign, Ill.
- Appeared in 49 games for the Illini, closing out his career with 47 consecutive starts - nine at right tackle and 38 at left tackle - a mark that is tied for third-best in school history
- Finished his career with 336 knockdowns and 49 touchdown-resulting blocks

PERSONAL:

- Attended King High School in Chicago, earning 2007 *Chicago Sun Times* All-Public League Team honors and was named to the Champaign News-Gazette Special Mention All-State team, in addition to garnering Prep Star All-Region accolades
- Ranked among the top 30 players in the state of Illinois by Rivals.com as the four-year two-

CAREER STATISTICS

REGULAR SEASON GAMES PLAYED/STARTED (PLAYOFFS):

2012 Kansas City: 16/13 (0/0)
 2013 Kansas City: 15/14 (1/1)
 2014 Kansas City: 1/1 (0/0)
 2015 Kansas City: 12/8 (2/2)
 2016 Houston: 14/14 (2/2)
 2017 Houston: 4/4
TOTAL: 62/54 (5/5)

- way starter recorded 97 tackles and 2.0 sacks as a senior
- Also blocked a punt for a touchdown, the only score of his career



STEPHEN ANDERSON

TIGHT END | 6-3 | 230 | CALIFORNIA

Hometown: San Jose, Calif. | 2nd NFL Season | 2nd with Texans | Age: 24

Acquired: CFA-'16 | 2017 GP/GS: 5/2 | Career GP/GS (Playoffs): 18/2 (2/0)

Teams: Houston 2016-17

89

TRANSACTIONS:

Signed by the Houston Texans as a college free agent on May 5, 2016.

2017 (Houston 5/2):

- Started his first career game in the season opener and posted two receptions for 14 yards vs. Jacksonville (9/10)
- Played in his third game of the season and caught two passes for a career-high 28 yards with a career-long 17-yard reception (10/2)
- Caught two passes for a career-high 63 yards, including a career-long 42-yard reception vs. Kansas City (10/8)
- Started his second game of the season and totalled 17 yards on two receptions vs. Cleveland (10/15)

2016 (Houston 13/0, 2/0):

- Part of a Texans TE corps that improved by NFL bests of 102 targets, 74 receptions and 4.6 receptions per game over its 2015 totals and finished with second-best increases of 646 receiving yards and 40.4 receiving yards per game
- Became the first rookie tight end in franchise history to record a reception in a season opener when he hauled in three passes for 25 yards vs. Chicago (9/11)
- Caught two passes for 15 yards vs. Kansas City (9/18)
- Inactive for Week 4 vs. Tennessee (10/2), Week 5 at Minnesota (10/9) and Week 6 vs. Indianapolis (10/16) with an injury
- Returned to game action and saw time on offense and special teams at Denver (10/24) in Week 7
- Hauled in two passes for 17 yards vs. Detroit (10/30)
- Scored his first career touchdown on a 7-yard pass from QB Brock Osweiler in the third quarter and recorded his first career special teams tackle at Jacksonville (11/13)
- Logged one reception for 14 yards at Oakland (11/21) in Week 11
- Caught one pass for eight yards vs. San Diego (11/27) in Week 12
- Played on offense and contributed on special teams at Indianapolis (12/11) in Week 14
- Registered one reception for seven yards and contributed on special teams vs. Jacksonville (12/18) in Week 15
- Made a special teams tackle in his first career postseason game vs. Oakland (1/7/17) in the AFC Wild Card round
- Assisted on a special teams tackle at New England (1/14/17) in the AFC Divisional round

COLLEGE:

- Played four seasons (2012-15) at the University of California, Berkeley after redshirting the 2011 campaign
- His first roommate at Cal was Texans OLB Brennan Scarlett
- Played in 37 games and made 25 starts
- Finished his career with 101 receptions for 1,260 yards receiving and seven touchdown receptions with all of the stats coming over his final three years
- Earned both honorable mention All-Pac-12 selection of the league's coaches and Cal's Ken Cotton Award as the team's Most Courageous Player as a junior and senior
- Had career highs of 46 receptions, 661 yards receiving and five touchdown catches as a 2014 junior despite missing the first two games due to injury
- Registered a career-high nine catches for 117 yards at Oregon State as a junior after an earlier contest the same season in which he recorded a previous career-best seven catches for a career-high 136 yards and one touchdown against Colorado, with the single scoring grab one of seven times in which he had a single touchdown reception to equal a career best
- Posted the longest catch of his career when he hauled in a 75-yard touchdown pass from Jared Goff against Colorado as a junior
- Has at least two catches in each of his last 10 games as a junior and then for another string of eight straight games at one point during his senior season
- Had five career tackles and one fumble recovery with the latter coming during his senior season against Grambling State

2017 STATISTICS

REGULAR SEASON				RECEIVING					RUSHING				
Date	Opp	GP	GS	Rec	Yds	Avg	Lg	TD	Att	Yds	Avg	Lg	TD
9/10	JAX	1	1	2	14	7.0	11	0	0	0	0	0	0
9/14	at CIN			INACTIVE									
9/24	at NE	1	0	1	14	14.0	14	0	0	0	0	0	0
10/1	TEN	1	0	2	28	14.0	17	0	0	0	0	0	0
10/8	KC	1	0	2	63	31.5	42	0	0	0	0	0	0
10/15	CLE	1	1	2	17	8.5	9	0	0	0	0	0	0
10/29	at SEA	-	-	-	-	-	-	-	-	-	-	-	-
11/5	IND	-	-	-	-	-	-	-	-	-	-	-	-
11/12	at LAR	-	-	-	-	-	-	-	-	-	-	-	-
11/19	ARI	-	-	-	-	-	-	-	-	-	-	-	-
11/27	BAL	-	-	-	-	-	-	-	-	-	-	-	-
12/3	at TEN	-	-	-	-	-	-	-	-	-	-	-	-
12/10	SF	-	-	-	-	-	-	-	-	-	-	-	-
12/17	at JAX	-	-	-	-	-	-	-	-	-	-	-	-
12/25	PIT	-	-	-	-	-	-	-	-	-	-	-	-
12/31	at IND	-	-	-	-	-	-	-	-	-	-	-	-
Totals		5	2	9	136	15.1	42	0	0	0	0	0	0

CAREER STATISTICS

REGULAR SEASON				RECEIVING					RUSHING				
Year	Team	GP	GS	Rec	Yds	Avg	Lg	TD	Att	Yds	Avg	Lg	TD
2016	HOU	13	0	11	93	8.5	14	1	0	0	0.0	0	0
2017	HOU	5	2	9	136	15.1	42	0	0	0	0.0	0	0
Totals		18	2	20	229	11.5	42	1	0	0	0.0	0	0
POSTSEASON				RECEIVING					RUSHING				
Year	Team	GP	GS	Rec	Yds	Avg	Lg	TD	Att	Yds	Avg	Lg	TD
2016	HOU	2	0	0	0	0.0	0	0	0	0	0.0	0	0
Totals		2	0	0	0	0.0	0	0	0	0	0.0	0	0

CAREER GAME HIGHS

Receptions: 3 vs. CHI, 9/11/16 | Receiving Yards: 63 vs. KC, 10/8/17
Touchdowns: 1, at JAX, 12/18/16 | Receiving Long: 42 vs. KC, 10/8/17

- Participated in the 2016 NFL Scouting Combine February 23-29 at Lucas Oil Stadium in Indianapolis

PERSONAL:

- Had a strong 2010 senior season at Piedmont Hills High School in San Jose, Calif., making 83 catches for 1,340 yards receiving and 14 touchdown receptions with a long catch of 95 yards
- Helped lead his squad to an 11-2 overall record and a 6-1 mark in the Mount Hamilton League on the way to a co-league title and a Central Coast Section crown
- Posted three games with double-digit receptions as a senior, including a career-high 14 catches for 189 yards and a score in a loss to Bellarmine Prep
- Posted a career-high 205 receiving yards on eight catches, including a 95-yarder for a touchdown, in the section title game win over Homestead during his senior season
- Scored a total of 16 touchdowns as a senior, adding two on 12 punt returns for 212 yards with a long of 72 yards
- Had 121 tackles, five pass breakups and one forced fumble on defense during his senior campaign, in addition to blocking a field goal attempt as a member of his squad's special teams
- Registered six double-digit tackle games as a senior, including a career-high 15 stops vs. Bellarmine Prep and 14 against Homestead
- Added 59 catches for 828 yards receiving and 10 touchdown receptions (11 touchdowns total) on offense, and 101 tackles and two interceptions defensively as a 2009 junior when his squad was 9-3 overall and 6-1 in the Mount Hamilton League
- Has spent time working as an intern at Children's Hospital in Oakland
- Majored in public health
- Full name is Stephen Todd Anderson Jr.
- Parents and sister are all Cal alumni



ALFRED BLUE

RUNNING BACK | 6-2 | 225 | LSU

Hometown: Boutte, La. | 4th NFL Season | 4th with Texans | Age: 26
 Acquired: D6b-'14 | 2017 GP/GS: 3/0 | Career GP/GS (Playoffs): 49/14 (3/1)
 Teams: Houston 2014-17

28

TRANSACTIONS:

Selected by the Houston Texans with the fifth pick in the sixth round (181st overall) of the 2014 NFL Draft.

CAREER:

- Became the first player in franchise history with a rushing, receiving and return touchdown in the same season in 2014
- Holds the franchise record for carries in a game (36) at Cleveland (11/16/14)
- Registered a 49-yard run in the second quarter of the 2015 Wild Card game vs. Kansas City (1/9/16), the longest run in Texans postseason history
- Set single-season career highs in 2015 in rushing yards (698) and carries (183), while tying his personal-best in rushing touchdowns (two)
- Has four career 100-yard rushing games
- Currently ranks fifth in Texans history with 1,646 career rushing yards

2017 (Houston 3/0):

- Recorded four rushes for 12 yards in his season debut vs. Tennessee (10/1)
- Made two special teams tackles vs. Cleveland (10/15)

2016 (Houston 14/2, 2/0):

- Posted two special teams tackles and one carry for four yards in the season opener vs. Chicago (9/11)
- Rushed five times for 11 yards and made a special teams tackle vs. Kansas City (9/18)
- Carried twice for 12 yards and recorded a special teams tackle at New England (9/22) in Week 3
- Posted three carries for 19 yards, including a season-long 17-yard rush, and added a special teams tackle vs. Tennessee (10/2) in Week 4
- Rushed for a team-high 39 yards on six carries (6.5 avg.) at Minnesota (10/9) in Week 5
- Recorded single-game season highs with 11 carries for a team-leading 63 yards, averaging 5.7 yards per attempt, at Denver (10/24) in Week 7
- Inactive for Week 11 at Oakland (11/21) and Week 12 vs. San Diego (11/27) with an injury
- Averaged 7.6 yards per carry on five rushing attempts for a total of 38 yards, including a season-long run of 25 yards, and caught two passes for three yards at Green Bay (12/4) in Week 13
- Posted a season-high 16 rushing attempts for a total of 55 yards, his second-highest single-game total of the year, at Indianapolis (12/11) in Week 14
- Made his first start of the year in place on an injured RB Lamar Miller and set single-game season highs with 21 rushing attempts for 73 yards and a touchdown vs. Cincinnati (12/24) in Week 16
- Started and logged 11 rushes for 28 yards at Tennessee (1/1/17) in Week 17
- Rushed twice for four yards vs. Oakland (1/7/17) in the AFC Wild Card round

2015 (Houston 16/9, 1/1):

- Played in all 16 games (nine starts) for the second straight year and set single-season career highs in rushing yards (698), carries (183) and 100-yard rushing games (three), while tying his personal-best in rushing touchdowns (two)
- Started in the season-opener vs. Kansas City (9/13) and ran for a team-high 42 yards on nine carries
- Started at Carolina (9/20) and ran for six yards on five carries
- Recorded the second-most rushing attempts (31) and rushing yards (139) in a single game of his career vs. Tampa Bay (9/27). His 31 rushing attempts were the most in the NFL in any game in 2015. Posted the second 100-yard rushing game of his career and first since

Nov. 16, 2014 at Cleveland. Scored his first rushing touchdown of the season and third of his career on a 20-yard run in the fourth quarter, marking the longest rushing touchdown of his career

- Ran for 22 yards on six carries and had one reception for 11 yards vs. Indianapolis (10/8)
- Finished second on the team with five receptions for 33 yards. Also tallied 39 rushing yards on 14 carries vs. Tennessee (11/1). Reached 800 rushing yards for his career (801)
- Rushed 21 times for 58 yards and caught three passes for 34 yards and a touchdown vs. N.Y. Jets (11/22). Caught a 21-yard touchdown pass from WR Cecil Shorts III in the third quarter, which was the second touchdown reception of his career and first since Oct. 20, 2014 at Pittsburgh
- Rushed 16 times for 77 yards (4.8 avg.) and a touchdown vs. New Orleans (11/29). Scored on an 8-yard run to open the second half, marking his second rushing touchdown of the season and fourth of his career. Scored a touchdown in his second consecutive game after

2017 STATISTICS

REGULAR SEASON				RUSHING					RECEIVING				
Date	Opp	GP	GS	Att	Yds	Avg	Lg	TD	Rec	Yds	Avg	Lg	TD
9/10	JAX					INACTIVE							
9/14	at CIN					INACTIVE							
9/24	at NE					INACTIVE							
10/1	TEN	1	0	4	12	3.0	8	0	0	0	0.0	0	0
10/8	KC	1	0	0	0	0.0	0	0	0	0	0.0	0	0
10/15	CLE	1	0	0	0	0.0	0	0	0	0	0.0	0	0
10/29	at SEA	-	-	-	-	-	-	-	-	-	-	-	-
11/5	IND	-	-	-	-	-	-	-	-	-	-	-	-
11/12	at LAR	-	-	-	-	-	-	-	-	-	-	-	-
11/19	ARI	-	-	-	-	-	-	-	-	-	-	-	-
11/27	at BAL	-	-	-	-	-	-	-	-	-	-	-	-
12/3	at TEN	-	-	-	-	-	-	-	-	-	-	-	-
12/10	SF	-	-	-	-	-	-	-	-	-	-	-	-
12/17	at JAX	-	-	-	-	-	-	-	-	-	-	-	-
12/25	PIT	-	-	-	-	-	-	-	-	-	-	-	-
12/31	at IND	-	-	-	-	-	-	-	-	-	-	-	-
Totals		3	0	4	12	3.0	8	0	0	0	0.0	0	0

ADDITIONAL STATISTICS

Special Teams Tackles: 2

CAREER STATISTICS

REGULAR SEASON				RUSHING					RECEIVING				
Year	Team	GP	GS	Att	Yds	Avg	Lg	TD	Rec	Yds	Avg	Lg	TD
2014	HOU	16	3	169	528	3.1	46	2	15	113	7.5	22	1
2015	HOU	16	9	183	698	3.8	41	2	15	109	7.3	21t	1
2016	HOU	14	2	100	420	4.2	25	1	12	40	3.3	12	0
2017	HOU	3	0	4	12	3.0	8	0	0	0	0.0	0	0
Totals		49	14	456	1,658	3.6	46	5	42	262	6.2	22	2

POSTSEASON

Year	Team	GP	GS	Att	Yds	Avg	Lg	TD	Rec	Yds	Avg	Lg	TD
2015	HOU	1	1	17	99	5.8	49	0	0	0	0.0	0	0
2016	HOU	2	0	3	6	2.0	4	0	0	0	0.0	0	0
Totals		3	1	20	105	5.3	49	0	0	0	0.0	0	0

ADDITIONAL REGULAR SEASON STATISTICS

Blocked Punts (1): vs. WAS, 9/7/14 (Returned five yards for touchdown)
 Forced Fumbles (1): at TEN, 12/27/16 | Fumble Recoveries (2): at DAL, 10/5/14; at CLE, 11/16/14
 Special Teams Tackles (16): 2014 - 4; 2015 - 4; 2016 - 6; 2017 - 2

ADDITIONAL POSTSEASON STATISTICS

Special Teams Tackles (1): 2015 - 1 | Kick Returns (1): 2016 - 1

CAREER GAME HIGHS

Rush Attempts: 36 at CLE, 11/16/14 | Rushing Yards: 156 at CLE, 11/16/14 | Rushing Long: 46 at NYG, 9/21/14
 Touchdowns: 1, 4x - last: vs. NO, 11/29/15 | Receptions: 6 vs. JAX, 12/28/14 | Receiving Yards: 37 vs. JAX, 12/28/14

ALFRED BLUE

posting a receiving touchdown in Week 11 against the N.Y. Jets (11/22)

- Led the team with 107 rushing yards on 20 carries (5.4 avg.) at Indianapolis (12/20), marking his second 100-yard rushing game of the season. With his third career 100-yard rushing game, passed Ron Dayne (two) for sole possession of the fifth-most career 100-yard rushing games in team history. Also recorded a season-long 41-yard run in the second quarter
- Led the team with 45 rushing yards on 15 carries and caught one pass for five yards at Tennessee (12/27). Forced a fumble on a punt return by Titans WR Harry Douglas in the first quarter (12/27). LS Jon Weeks recovered the ball at Tennessee's 11-yard line, which led to a field goal by K Nick Novak on the following offensive possession. Also led the team with two special teams tackles
- Led the team with 102 rushing yards on 21 carries (4.9 avg.) vs. Jacksonville (1/3/16), as he posted his third 100-yard rushing game of the season and fourth of his career
- Led the team with 99 rushing yards on 17 attempts in Wild Card Game vs. Kansas City (1/9/16), averaging 5.8 yards per carry. His yardage total ranks as the fourth-highest mark in Texans postseason history. Registered a 49-yard run in the second quarter, the longest run in Texans postseason history

2014 (Houston 16/3):

- Played in all 16 games (three starts) and finished the season with 528 yards, which was the fourth-highest total for a rookie rusher in franchise history
- Set the franchise record for carries in a game with 36 and tied a rookie rushing record with 156 yards at Cleveland (11/16)
- Blocked a punt and returned it five yards for his first career touchdown vs. Washington (9/7) in Week 1
- Rushed for 40 yards on 11 carries in Week 2 at Oakland (9/14)
- Earned his first career start and carried the ball 13 times for 78 yards (6.0 avg.) with a long of 46 yards at the N.Y. Giants (9/21) in Week 3
- Recovered a fumble, had a tackle on special teams and ran four times for 14 yards at Dallas (10/5) in Week 5
- Hauled in his first career touchdown reception (11 yards), rushed for 14 yards, gained seven yards on a fake punt, downed a punt on the 1-yard line in the third quarter and registered a special teams tackle at Pittsburgh (10/20) in Week 7
- Carried the ball 14 times for 42 yards (3.0 avg.) and made a season-long 22-yard reception at Tennessee (10/26) in Week 8
- Started and set a franchise record with 36 carries and tied a franchise rookie record with 156 yards rushing at Cleveland (11/16) in Week 11
- Rushed for 46 yards on 16 carries and had three receptions for 20 yards vs. Cincinnati (11/23) in Week 12. Also had a special teams tackle
- Scored his first career rushing touchdown on a 1-yard run in the third quarter at Jacksonville (12/7) in Week 14. Became the first player in franchise history with a rushing, receiving and return touchdown in the same season
- Carried the ball eight times for 26 yards and had a special teams tackle at Indianapolis (12/14) in Week 15
- Scored on a 1-yard run in the second quarter vs. Jacksonville (12/28) in Week 17. Carried the ball 17 times for 39 yards and set career highs with six receptions for 37 yards

COLLEGE:

- Played four seasons (2010-13) at Louisiana State University in Baton Rouge, La.
- Saw action in 40 games and made seven starts
- Rushed for 1,253 yards and 11 touchdowns and caught 16 passes for 107 yards
- Had three 100-yard rushing games

PERSONAL:

- Attended Hahnville High School in Boutte, La.
- Rushed for 1,695 yards and 25 touchdowns as a senior in 2009
- Added 13 receptions for nearly 200 yards and three scores
- A member of the SuperPrep Southwest Team and Baton Rouge Advocate Super Dozen
- Earned Class 5A first-team all-state honors in 2009
- Named the District 6-5A 2009 Offensive MVP
- Notched 10 touchdowns and 600 yards rushing in his junior season
- Full name is Alfred Calvin Blue III
- Majored in sports administration

TEXANS BIOS



MARCUS BURLEY

CORNERBACK | 5-10 | 190 | DELAWARE

Hometown: Richmond, Va. | 4th NFL Season | 1st with Texans | Age: 27
 Acquired: FA-'17 | 2017 GP/GS: 5/0 | Career GP/GS (Playoffs): 43/1 (2/0)
 Teams: JAX 2013; PHI 2013; STL 2013; IND 2014; SEA 2014-16; CLE 2016; HOU 2017

20

TRANSACTIONS:

Signed by the Jacksonville Jaguars as a college free agent on April 28, 2013...Waived by the Jaguars on Aug. 28, 2013...Signed to the Jaguars practice squad on Sept. 1, 2013...Signed to the Jaguars active roster on Sept. 14, 2013...Waived by the Jaguars on Sept. 16, 2013...Signed to the Jaguars practice squad on Sept. 17, 2013...Waived by the Jaguars on Oct. 1, 2013...Signed to the Philadelphia Eagles practice squad on Oct. 9, 2013...Waived by the Eagles on Oct. 22, 2013...Signed to the Eagles practice squad on Oct. 23, 2013...Waived by the Eagles on Nov. 14, 2013...Signed to the St. Louis Rams practice squad on Dec. 18, 2013...Signed to the Indianapolis Colts practice squad on Jan. 7, 2014...Signed by the Colts on Jan. 13, 2014...Traded to the Seattle Seahawks on Aug. 30, 2014...Waived by the Seahawks on Sept. 3, 2016...Claimed off waivers by the Cleveland Browns on Sept. 4, 2016...Waived by the Browns on Sept. 3, 2017...Signed by the Houston Texans on Sept. 6, 2017.

2017 (Houston 5/0):

- Not

2016 (Cleveland 12/0):

- Appeared in 12 games and recorded five defensive tackles on the season

2015 (Seattle 13/1, 2/0):

- Played in 13 games and made his first career start at Green Bay on Sept. 20
- Had a career-day with a sack and interception vs. Cleveland on Dec. 20
- Recorded one solo tackle in the postseason

2014 (Seattle 13/0):

- Appeared in 13 games and recorded 32 total tackles, one sack, one interception and five passes defended

COLLEGE:

- Played four seasons (2009-12) at the University of Delaware in Newark, Del.
- Totaled 169 tackles, 18 passes defended, four interceptions, three fumble recoveries and one forced fumble.
- Started all 11 games as a senior. Earned Third-Team All-CAA honors as a junior while starting all 11 games at cornerback

PERSONAL:

- Attended Highland Springs High School in Highland Springs, Va.
- Led his team to a 10-0 record and a Capital District title in 2007

2017 STATISTICS

REGULAR SEASON				TACKLES					SACKS		INTERCEPTIONS					FUMBLES				
Date	Opp	GP	GS	Tot	Solo	Asst	QBH	TFL	Sk	Yds	Int	Yds	Lg	TD	PD	FF	FR	Yds	TD	
9/10	JAX	1	0	0	0	0	0	0	0.0	0.0	0	0	0	0	0	0	0	0	0	0
9/14	at CIN	1	0	0	0	0	0	0	0.0	0.0	0	0	0	0	0	0	0	0	0	0
9/24	at NE	1	0	0	0	0	0	0	0.0	0.0	0	0	0	0	0	0	0	0	0	0
10/1	TEN																			
10/8	KC	1	0	0	0	0	0	0	0.0	0.0	0	0	0	0	0	0	0	0	0	0
10/15	CLE	1	0	1	1	0	0	0	0.0	0.0	0	0	0	0	0	0	0	0	0	0
10/29	at SEA	-	-	-	-	-	-	-	-	-	-	-	-	-	-	-	-	-	-	-
11/5	IND	-	-	-	-	-	-	-	-	-	-	-	-	-	-	-	-	-	-	-
11/12	at LAR	-	-	-	-	-	-	-	-	-	-	-	-	-	-	-	-	-	-	-
11/19	ARI	-	-	-	-	-	-	-	-	-	-	-	-	-	-	-	-	-	-	-
11/27	at BAL	-	-	-	-	-	-	-	-	-	-	-	-	-	-	-	-	-	-	-
12/3	at TEN	-	-	-	-	-	-	-	-	-	-	-	-	-	-	-	-	-	-	-
12/10	SF	-	-	-	-	-	-	-	-	-	-	-	-	-	-	-	-	-	-	-
12/17	at JAX	-	-	-	-	-	-	-	-	-	-	-	-	-	-	-	-	-	-	-
12/25	PIT	-	-	-	-	-	-	-	-	-	-	-	-	-	-	-	-	-	-	-
12/31	at IND	-	-	-	-	-	-	-	-	-	-	-	-	-	-	-	-	-	-	-
Totals		5	0	1	1	0	0	0	0.0	0.0	0	0	0	0	0	0	0	0	0	0

CAREER STATISTICS

REGULAR SEASON				TACKLES					SACKS		INTERCEPTIONS					FUMBLES			
Year	Team	GP	GS	Tot	Solo	Asst	QBH	TFL	Sk	Yds	Int	Yds	Lg	TD	PD	FF	FR	Yds	TD
2014	SEA	13	0	32	22	10	1	2	1.0	5.0	1	24	24	0	5	0	0	0	0
2015	SEA	13	1	17	16	1	1	1	1.0	9.0	1	0	0	0	0	0	0	0	0
2016	CLE	12	0	5	4	1	0	0	0.0	0.0	0	0	0	0	3	0	0	0	0
2017	HOU	5	0	1	1	0	0	0	0.0	0.0	0	0	0	0	0	0	0	0	0
Totals		43	1	51	43	12	2	3	2.0	14.0	2	24	24	0	8	0	0	0	0
POSTSEASON				TACKLES					SACKS		INTERCEPTIONS					FUMBLES			
Year	Team	GP	GS	Tot	Solo	Asst	QBH	TFL	Sk	Yds	Int	Yds	Lg	TD	PD	FF	FR	Yds	TD
2015	SEA	2	0	1	1	0	0	0	0.0	0.0	0	0	0	0	0	0	0	0	0
Totals		2	0	1	1	0	0	0	0.0	0.0	0	0	0	0	0	0	0	0	0



CHRIS CLARK

TACKLE | 6-5 | 305 | SOUTHERN MISSISSIPPI

Hometown: New Orleans, La. | 8th NFL Season | 3rd with Texans | Age: 31
 Acquired: T-15 (DEN) | 2017 GP/GS: 6/5 | Career GP/GS (Playoffs): 102/50 (10/7)
 Teams: Denver 2010-14; Houston 2015-17

74

TRANSACTIONS:

Signed by the Tampa Bay Buccaneers as a college free agent on May 2, 2008...Waived by the Buccaneers on Aug. 30, 2008...Signed to the Minnesota Vikings practice squad on Sept. 10, 2008...Signed by the Vikings on January 7, 2009...Waived by the Vikings on Sept. 5, 2009...Signed to the Vikings practice squad on Sept. 6, 2009...Signed by the Vikings on January 27, 2010...Waived by the Vikings on Sept. 4, 2010...Claimed off waivers by the Denver Broncos on Sept. 5, 2010...Re-signed by the Broncos on April 2, 2012...Re-signed by the Broncos on April 10, 2013...Signed a two-year contract extension with the Broncos on Sept. 16, 2013...Traded to the Houston Texans on August 31, 2015...Re-signed with the Texans on March 10, 2016.

CAREER:

- A seventh-year offensive tackle who has appeared in 96 games (45 starts) with Houston (2015-16) and Denver (2010-14) after two years competing on Minnesota's practice squad
- Started 14 regular season games and three playoff contests at left tackle in place of injured All-Pro Ryan Clady in 2013 as part of an offensive line that allowed the fewest sacks (20) in the NFL
- Spent the 2008 and 2009 seasons on the Vikings practice squad after competing in Tampa Bay's training camp as a rookie in 2008
- Started every game at left tackle during his final three seasons at the University of Southern Mississippi, earning All-Conference USA recognition following his senior year
- Played in the New Orleans High School All-Star Game and was named an All-District offensive guard as a senior at McDonogh 35 High School in New Orleans
- Claimed off waivers by the Broncos from Minnesota on Sept. 5, 2010
- Entered the NFL with Tampa Bay as a college free agent in 2008

2017 (Houston 6/5):

- Started the road opener at left tackle at Cincinnati and helped pave the way for a 168-yard rushing performance
- Paved the way for a 125-yard rushing performance and a 300-yard passer while serving as a team captain at New England (9/24)
- Started his third consecutive game vs. Tennessee (10/1) and paved the way for a 173-yard rushing performance, 445 yards of total offense, six offensive touchdowns and a franchise-record 57 points
- Started at left tackle and helped guide the offense to 392 yards of offense and 34 points vs. Kansas City (10/8)
- Started at left tackle for the fifth consecutive week and helped pave for the way 340 net yards while the Texans scored 30-plus points for a franchise-record fourth consecutive week vs. Cleveland (10/15)

2016 (Houston 16/14, 2/2):

- Started the season opener at left tackle in place of T Duane Brown and helped pave the way for RB Lamar Miller's 106-yard rushing performance vs. Chicago (9/11)
- Started at left tackle vs. Kansas City (9/18) in Week 2, at New England (9/22) in Week 3 and vs. Tennessee (10/2) in Week 4
- Came off the bench for the first time and saw time at both tackle spots at Minnesota (10/9)
- Started at right tackle in place of T Derek Newton and helped pave the way for RB Lamar Miller's 149-yard rushing performance vs. Indianapolis (10/16) in Week 6
- Took over at right tackle when T Derek Newton departed with an injury in the second quarter at Denver (10/24) in Week 7
- Started at right tackle in Weeks 8-17 and both postseason contests
- Helped RB Lamar Miller rush for 107 yards and a touchdown at Indianapolis (12/11) in Week 14

2015 (Houston 11/4, 1/1):

- Played in 11 games (four starts) after being acquired by the Texans in a trade with the Denver Broncos on Aug. 31
- Started at left tackle in Weeks 2-3
- Recorded two fumble recoveries in Weeks 3 and 7
- Started at right tackle in Weeks 6-7
- Started at left tackle in the AFC Wild Card Game vs. Kansas City (1/9/16)

2014 (Denver 13/7, 1/1):

- Played 13 regular season games (seven starts) on offense, opening five games at right tackle and another two contests as a blocking tight end
- Started at right tackle and lined up on all 346 offensive snaps during the first five games of the season
- Started as an extra tight end in Denver's AFC Divisional Playoff Game vs. Indianapolis

CAREER STATISTICS

REGULAR SEASON GAMES PLAYED/STARTED (PLAYOFFS):

2008 Minnesota: 0/0 (0/0)
 2009 Minnesota: 0/0 (0/0)
 2010 Denver: 8/0 (0/0)
 2011 Denver: 16/6 (2/0)
 2012 Denver: 16/0 (1/0)
 2013 Denver: 16/14 (3/3)
 2014 Denver: 13/7 (1/1)
 2015 Houston: 11/4 (1/1)
 2016 Houston: 16/14 (2/2)
 2017 Houston: 6/5
TOTAL: 102/50 (10/7)

(1/11/15)

2013 (Denver 16/14, 3/3):

- Appeared in all 16 regular season games for the third consecutive season and set a career high with 14 starts at left tackle in place of injured All-Pro Ryan Clady
- Started all three postseason contests
- Was part of an offensive line unit that allowed the fewest sacks (20) in the NFL, as well as the most games allowing zero sacks (6)
- Opened his first career game at left tackle in Denver's Week 3 win vs. Oakland (9/23)
- Part of an offensive line group that was named a collective Offensive Player of the Week by Sports Illustrated's Peter King for its performance in which it allowed zero sacks and zero quarterback hits against the NFL's top-ranked sack defense vs. Kansas City (11/17)

2012 (Denver 16/0, 1/0):

- Appeared in all 16 regular season games for the second consecutive season, seeing action in 63 snaps on offense and 88 plays on special teams

2011 (Denver 16/6, 2/0):

- Played all 16 regular-season games (six starts) and both playoff contests for Denver, seeing time on special teams and as an extra blocking tight end on offense

2010 (Denver 8/0):

- Played in Denver's final eight games after being assigned to the Broncos off waivers from Minnesota on Sept. 5
- Played primarily on special teams and on Denver's goal-line and short-yardage packages
- Made his NFL debut vs. Kansas City (11/14), lining up as an eligible tackle on quarterback Tim Tebow's 1-yard touchdown run in the second quarter

2009 (Minnesota 0/0):

- Spent the 2009 season on Minnesota's practice squad

2008 (Minnesota 0/0):

- Entered the NFL as a college free agent with Tampa Bay on May 2, competed with the Buccaneers during training camp before being waived and spending his rookie season on Minnesota's practice squad

COLLEGE:

- Played 48 games (39 starts) over four years (2005-08) at the University of Southern Mississippi in Hattiesburg, Miss., opening every contest during his final three seasons at left tackle (30 starts) and left guard (nine starts)
- Earned All-Conference USA honors following his junior and senior seasons as the Golden Eagles posted more than 2,000 rushing yards in both campaigns
- Named to the Conference USA All-Freshman Team in 2004

PERSONAL:

- Received all-district distinction at offensive guard and played in the 2002 New Orleans High School All-Star Game following his senior season at McDonogh 35 High School in New Orleans
- Won district and regional titles in shot put and discus as a prep senior

TEXANS BIOS



JADEVEON CLOWNEY

(juh-DEV-ee-on)

DEFENSIVE END | 6-5 | 270 | SOUTH CAROLINA

Hometown: Rock Hill, S.C. | 4th NFL Season | 4th with Texans | Age: 24

Acquired: D1-'14 | 2017 GP/GS: 6/6 | Career GP/GS (Playoffs): 37/31 (2/2)

Teams: Houston 2014-17

90

TRANSACTIONS:

Selected by the Houston Texans with the first overall pick in the 2014 NFL Draft.

HONORS:

- Pro Bowl selection (2016)
- Associated Press Second-Team All-Pro (2016)
- PFWA All-NFL Team (2016)
- PFWA All-AFC Team (2016)

2017 (Houston 6/6):

- Started in the season opener vs. Jacksonville and picked up his 100th career tackle (9/10)
- Started his second consecutive game and notched four total tackles, one tackle for loss, one pass defended and returned his first career fumble recovery 49 yards (9/14)
- Tied career-highs with 2.0 sacks and four tackles for loss, notched six solo tackles, had three quarterback hits and recovered his second career fumble, his second in two weeks, and raced it back 22 yards for his first career touchdown at New England (9/24). With the performance, Clowney moved into ninth in team history with 12.5 career sacks and sixth with 32 tackles for loss.
- Notched his third sack in two games and forced the third fumble of his career vs. Tennessee (10/1). With the Week Four performance, Clowney's 13.5 career sacks rank as the eighth most in franchise history.
- Started his fifth consecutive game and notched three total tackles, one quarterback hit and one tackle for loss vs. Kansas City (10/8)
- Made three total tackles with one pass defended vs. Cleveland (10/15)

2016 (Houston 14/14, 2/2):

- Named to his first Pro Bowl and recognized as an Associated Press Second-Team All-Pro
- Also earned PFWA All-NFL and PFWA All-AFC honors
- One of two players in the NFL with at least 50 tackles, 6.0 sacks, 16 tackles for loss and two passes defended (Saints DE Cameron Jordan)
- Finished tied for sixth in the NFL with 16 tackles for loss
- Made his first career start at defensive end and totaled four tackles (three solo), including 1.0 sack, a career-high three quarterback hits and two tackles for loss, which tied a single-game career-high, vs. Chicago (9/11)
- Recorded three solo tackles, two quarterback hits, one tackle for loss and one pass defended vs. Kansas City (9/18)
- Finished with two solo tackles, including 1.0 sack, and two quarterback hits on Titans QB Marcus Mariota vs. Tennessee (10/2)
- Tied a single-game career high with eight tackles (seven solo) and doubled his previous career high with four tackles for loss at Minnesota (10/9) in Week 5
- Made four tackles (three solo) and added two quarterback hits vs. Indianapolis (10/16)
- Logged four tackles (three solo) and one quarterback hit, giving him a career-high nine on the season, at Denver (10/24)
- Sacked Lions QB Matthew Stafford for a 9-yard loss in the second quarter and recorded his ninth tackle for loss of the year, which set a single-season career-high, vs. Detroit (10/30)
- Tallied four solo tackles and a tackle for loss at Jacksonville (11/13) in Week 10
- Finished second on the team with five tackles (all solo), including two for loss, at Oakland (11/21) in Week 11
- With two tackles vs. San Diego (11/27) in Week 12, set a single-season career-high with his

2017 STATISTICS

REGULAR SEASON				TACKLES					SACKS		INTERCEPTIONS				FUMBLES					
Date	Opp	GP	GS	Tot	Solo	Asst	QBH	TFL	Sk	Yds	Int	Yds	Lg	TD	PD	FF	FR	Yds	TD	
9/10	JAX	1	1	1	1	0	0	0	0.0	0.0	0	0	0	0	0	0	0	0	0	0
9/14	at CIN	1	1	4	3	1	0	1	0.0	0.0	0	0	0	0	1	0	1	49	-	
9/24	at NE	1	1	6	6	0	3	4	2.0	15.0	0	0	0	0	0	0	1	22	1	
10/1	TEN	1	1	2	2	0	1	0	1.0	7.0	0	0	0	0	0	1	0	0	0	
10/8	KC	1	1	3	1	2	1	1	0.0	0.0	0	0	0	0	0	0	0	0	0	
10/15	CLE	1	1	3	2	1	0	0	0.0	0.0	0	0	0	0	1	0	0	0	0	
10/29	at SEA	-	-	-	-	-	-	-	-	-	-	-	-	-	-	-	-	-	-	
11/5	IND	-	-	-	-	-	-	-	-	-	-	-	-	-	-	-	-	-	-	
11/12	at LAR	-	-	-	-	-	-	-	-	-	-	-	-	-	-	-	-	-	-	
11/19	ARI	-	-	-	-	-	-	-	-	-	-	-	-	-	-	-	-	-	-	
11/27	at BAL	-	-	-	-	-	-	-	-	-	-	-	-	-	-	-	-	-	-	
12/3	at TEN	-	-	-	-	-	-	-	-	-	-	-	-	-	-	-	-	-	-	
12/10	SF	-	-	-	-	-	-	-	-	-	-	-	-	-	-	-	-	-	-	
12/17	at JAX	-	-	-	-	-	-	-	-	-	-	-	-	-	-	-	-	-	-	
12/25	PIT	-	-	-	-	-	-	-	-	-	-	-	-	-	-	-	-	-	-	
12/31	at IND	-	-	-	-	-	-	-	-	-	-	-	-	-	-	-	-	-	-	
Totals		6	6	19	15	4	5	6	3.0	22.0	0	0	0	0	2	1	2	71	1	

ADDITIONAL REGULAR SEASON STATISTICS

Touchdowns (1): 22-yard fumble return at New England, 9/24

CAREER STATISTICS

REGULAR SEASON				TACKLES					SACKS		INTERCEPTIONS				FUMBLES				
Year	Team	GP	GS	Tot	Solo	Asst	QBH	TFL	Sk	Yds	Int	Yds	Lg	TD	PD	FF	FR	Yds	TD
2014	HOU	4	2	7	5	2	0	3	0.0	0.0	0	0	0	0	0	0	0	0	0
2015	HOU	13	9	40	27	13	8	8	4.5	43.5	0	0	0	0	6	1	0	0	0
2016	HOU	14	14	52	40	12	17	16	6.0	45.0	0	0	0	0	2	1	0	0	0
2017	HOU	6	6	19	15	4	5	6	3.0	22.0	0	0	0	0	2	1	2	71	1
Totals		37	31	118	87	31	30	33	13.5	110.5	0	0	0	0	10	3	2	71	1
POSTSEASON				TACKLES					SACKS		INTERCEPTIONS				FUMBLES				
Year	Team	GP	GS	Tot	Solo	Asst	QBH	TFL	Sk	Yds	Int	Yds	Lg	TD	PD	FF	FR	Yds	TD
2016	HOU	2	2	3	3	0	2	1	0.0	0.0	1	3	3	0	2	0	0	0	0
Totals		2	2	3	3	0	2	1	0.0	0.0	1	3	3	0	2	0	0	0	0

CAREER GAME HIGHS

Tackles: 8, 2x – last: at MIN, 10/9/16 | QBH: 3, 2x – last: at IND, 12/11/16 | TFL: 4 at MIN, 10/9/16

Sacks: 2.0, 2x – last at NE, 9/24/17 | PD: 2 at CAR, 9/20/15 | FF: 1, 2x – last: at IND, 12/11/16

- 41st total tackle of the year, surpassing his previous best of 40 in 2015
- Inactive for Week 13 at Green Bay (12/4) with an injury
- Finished with three tackles, a strip-sack of Colts QB Andrew Luck and a season-high-tying three quarterback hits at Indianapolis (12/11) in Week 14
- Set a single-season career high with his fifth sack of the year when he brought down Jaguars QB Blake Bortles for an 8-yard loss and finished with five total tackles and three tackles for loss vs. Jacksonville (12/18) in Week 15
- Recorded a sack in three straight games for the first time in his career when he brought down Bengals QB Andy Dalton vs. Cincinnati (12/24) in Week 16
- Inactive for Week 17 at Tennessee (1/1/17) with an injury
- In his first career postseason game, became the second defensive lineman in Texans history (DE J.J. Watt) with a postseason interception and finished with one tackle and two passes defended vs. Oakland (1/7/17) in the AFC Wild Card round
- Tallied two solo tackles, two quarterback hits and one tackle for loss at New England (1/14/17) in the AFC Divisional round

2015 (Houston 13/9, 0/0):

- Recorded four tackles (three solo), one forced fumble, and 1.0 tackles for loss vs. Kansas City (9/13)
- Totaled two solo tackles and the first two passes defended of his career at Carolina (9/20)
- Made two tackles (one solo) and had one quarterback hit vs. Tampa Bay (9/27)

JADEVEON CLOWNEY

- Recorded two tackles (one solo) and one pass defended at Atlanta (10/4)
- Had two solo tackles, one tackle for loss, and one quarterback hit vs. Indianapolis (10/8)
- Inactive in Week 6 at Jacksonville (10/18)
- Recorded the first sack of his career in the second quarter at Miami (10/25) when he brought down Dolphins QB Ryan Tannehill for a 13-yard loss
- Led the team with a career-high eight tackles (seven solo), including two tackles for loss and a sack at Miami (10/25)
- Inactive in Week 10 at Cincinnati (11/1)
- Split a sack with OLB John Simon in the fourth quarter vs. N.Y. Jets (11/22)
- Brought down Bills QB Tyrod Taylor for a sack in the fourth quarter (12/6), bringing his total to 2.5 for the season
- Finished with three solo tackles, including two for loss and 1.0 sack at Buffalo (12/6)
- His two tackles for loss tied a single-game career-high (12/6)
- Totaled a single-game career-high 2.0 sacks to go along with seven tackles (four solo) vs. New England (12/13)
- Recorded a sack in his second straight game when he brought down Patriots QB Tom Brady for a 10-yard loss in the third quarter vs. New England (12/13)
- Sacked Brady for another 10-yard loss in the fourth quarter vs. New England (12/13), increasing his sack total on the year to 4.5
- His tackle total was the second-highest single-game total of his career
- Notched four tackles (one solo), one quarterback hit and one pass defended at Indianapolis (12/20)
- Selected by teammates as the 2015 Ed Block Courage Award winner
- Inactive in Week 17 vs. Jacksonville (1/3/16) and in Wild Card Game vs. Kansas City (1/9/16)

2014 (Houston 4/2):


- Recorded a tackle for loss in his first career start vs. Washington (9/7)
- Inactive in Weeks 2-7
- Played at Tennessee (10/26) in Week 8 and made one tackle
- Inactive in Week 9
- Made a pair of tackles and had a tackle for loss at Cleveland (11/16) in Week 11
- Had a career-high three tackles and a tackle for loss vs. Cincinnati (11/23) in Week 12
- Inactive in Weeks 13-14

COLLEGE:

- Played three seasons (2011-13) at the University of South Carolina in Columbia, S.C.
- Started 23-of-36 games for the Gamecocks, recording 130 tackles (85 solos) that included 24.0 sacks for minus-148 yards, 47.0 tackles for loss (minus-221 yards) and 20 quarterback pressures
- Recovered one fumble, forced nine others and deflected seven passes
- Finished second in school annals with 47.0 tackles for loss
- Third on the school's all-time list with 24.0 sacks
- Holds school record with nine forced fumbles
- Two-time All-American (2012, 2013)
- Two-time All-SEC (2012, 2013)
- SEC Freshman of the Year
- Became the third Gamecock to earn first-team All-American honors in two seasons

PERSONAL:

- Attended South Pointe High School in Rock Hill, S.C.
- Started for the Stallions as a freshman at running back and defensive end
- Tallied 162 tackles, 29.5 sacks, 29 tackles for loss, 11 forced fumbles and six fumble recoveries, and scored five touchdowns on defense
- Led his team a 15-0 record and state championship and finished with 17 sacks
- Finished his sophomore season with 144 tackles and 23 sacks
- Named South Carolina's 2010 Mr. Football
- Played in the Shrine Bowl of the Carolinas
- Notched seven tackles and 1.5 sacks in the Under Armour All-America Game
- Named the consensus best player in the nation and named USA Today's National Defensive Player of the Year
- Lettered for the school's basketball team
- Majored in African-American studies



DYLAN COLE

INSIDE LINEBACKER | 6-1 | 240 | MISSOURI STATE

Hometown: Springfield, Mo. | Rookie | Age: 23
 Acquired: CFA-'17 | 2017 GP/GS: 6/1 | Career GP/GS (Playoffs): 6/1 (0/0)
 Teams: Houston 2017

51

TRANSACTIONS:

Signed by the Houston Texans as a college free agent on May 12, 2017.

2017 (Houston 6/1):

- Made his NFL debut and recorded one quarterback hit vs. Jacksonville (9/10)
- Received extensive action at inside linebacker and notched his first three career tackles at Cincinnati (9/14)
- Became the first rookie in NFL history to record five total tackles, one sack and one interception returned for a touchdown vs. Tennessee (10/1)
- Started his first career game and totalled five tackles and one tackle for loss vs. Kansas City (10/8)
- Registered one tackle for loss and recorded his second interception of the season, tied for the team-lead and most among rookie linebackers vs. Cleveland (10/15)

CAREER AT MISSOURI STATE:

- Played four seasons (2013-16) at Missouri State University in Springfield, Mo. after redshirting the 2012 campaign
- Finished his Bears career with 457 tackles (third-most in MSU history), 40.5 tackles for loss, 21 passes defended, 5.0 sacks, five interceptions and three forced fumble and two fumble recoveries in 46 career games (all starts)
- Racked up 22 double-figure tackle games, including 15 in a row to end his career

2016 (Missouri State):

- Credited with 142 tackles, 8.0 tackles for loss, six passes defended, three forced fumbles and two interceptions in 11 games
- Earned NCAA Division I FCS Consensus All-America honors as one of the nation's top linebackers his senior year
- Led all FCS players in total tackles per game (12.9) and was second nationally in solo tackles per game (7.7)
- Finalist for Buck Buchanan Award as top defensive player in DI FCS football (finished third) First-team All-America selection by Associated Press, AFCA, Walter Camp Football Foundation, STATS Inc., HERO Sports, and FCS ADA

2015 (Missouri State):

- Had a stellar junior campaign in which he earned All-MVFC First-Team honors and led the conference with 152 total tackles
- Was the MVFC leader in tackles per game (13.8), which ranked third among all NCAA Division I FCS defenders
- Logged 9 double-digit tackle games and averaged 6.6 solo tackles per game, which was tops in the conference and No. 5 nationally

2014 (Missouri State):

- Started all 12 games as a sophomore and earned All-MVFC honorable mention honors
- Brought down 92 ball carriers which ranked second on the team and 11th in the MVFC
- His 14.5 tackles for loss were 5th in the MVFC and 56th nationally

2013 (Missouri State):

- Started all 12 games at Sam linebacker as a redshirt freshman
- Was MSU's only freshman player on the MVFC All-Newcomer Team
- Ranked 26th in the MVFC in tackles per game (5.9) and was 5th on the club in total stops (68) while ranking 2nd among all Bears in tackles for loss (6.0)

2012 (Missouri State):

- Redshirted the season and earned MSU Defensive Scout Team Player of the Year by the coaches

PERSONAL:

- Attended Logan-Rogersville (Mo.) High School

2017 STATISTICS

REGULAR SEASON				TACKLES					SACKS		INTERCEPTIONS					FUMBLES				
Date	Opp	GP	GS	Tot	Solo	Asst	QBH	TFL	Sk	Yds	Int	Yds	Lg	TD	PD	FF	FR	Yds	TD	
9/10	JAX	1	0	0	0	0	1	0	0.0	0.0	0	0	0	0	0	0	0	0	0	0
9/14	at CIN	1	0	3	0	3	0	0	0.0	0.0	0	0	0	0	0	0	0	0	0	0
9/24	at NE	1	0	1	0	1	0	0	0.0	0.0	0	0	0	0	0	0	0	0	0	0
10/1	TEN	1	0	5	3	2	1	1	1.0	1.0	1	25	25	1	1	0	0	0	0	0
10/8	KC	1	1	5	2	3	0	1	0.0	0.0	0	0	0	0	0	0	0	0	0	0
10/15	CLE	1	0	1	1	0	0	1	0.0	0.0	1	3	3	0	0	0	0	0	0	0
10/29	at SEA	-	-	-	-	-	-	-	-	-	-	-	-	-	-	-	-	-	-	-
11/5	IND	-	-	-	-	-	-	-	-	-	-	-	-	-	-	-	-	-	-	-
11/12	at LAR	-	-	-	-	-	-	-	-	-	-	-	-	-	-	-	-	-	-	-
11/19	ARI	-	-	-	-	-	-	-	-	-	-	-	-	-	-	-	-	-	-	-
11/27	at BAL	-	-	-	-	-	-	-	-	-	-	-	-	-	-	-	-	-	-	-
12/3	at TEN	-	-	-	-	-	-	-	-	-	-	-	-	-	-	-	-	-	-	-
12/10	SF	-	-	-	-	-	-	-	-	-	-	-	-	-	-	-	-	-	-	-
12/17	at JAX	-	-	-	-	-	-	-	-	-	-	-	-	-	-	-	-	-	-	-
12/25	PIT	-	-	-	-	-	-	-	-	-	-	-	-	-	-	-	-	-	-	-
12/31	at IND	-	-	-	-	-	-	-	-	-	-	-	-	-	-	-	-	-	-	-
Totals		6	1	15	6	9	2	3	1.0	1.0	2	28	28	1	1	0	0	0	0	0

ADDITIONAL STATISTICS

Special Teams Tackles: 4

- A Missouri Class 3 consensus all-state running back after compiling 2,002 rushing yards on 225 carries for 33 touchdowns for the state champions in 2011
- Registered 102 total tackles, 7 for loss and a pair of interceptions as a senior at linebacker
- Named MHSFCA Offensive Player of the Year in 2011 as well as Central Ozarks Co-Offensive Player of the Year and SWMFCA Offensive Player of the Year
- Son of Tacoma Bailey and Traci Cole of Rogersville, Mo.
- Has three siblings: Devon, Daelyn and Danae



CHRISTIAN COVINGTON

DEFENSIVE END | 6-2 | 290 | RICE

Hometown: Vancouver, B.C., Canada | 3rd NFL Season | 3rd with Texans | Age: 23

Acquired: D6b-'15 | 2017 GP/GS: 6/1 | Career GP/GS (Playoffs): 37/6 (3/0)

Teams: Houston 2015-17

95

TRANSACTIONS:

Selected by the Houston Texans with the 40th pick in the sixth round (216th overall) of the 2015 NFL Draft.

2017 (Houston 6/1):

- Recorded three combined tackles at Cincinnati (9/14)
- Produced three solo tackles and tallied his first sack of the season while forcing the first fumble of his career at New England (9/24)
- Tallied a pair of tackles vs. Tennessee (10/1)
- Made his first career start and produced two tackles and one tackle for loss vs. Cleveland (10/15)

2016 (Houston 16/5, 2/0):

- Recorded an assist as a reserve defensive end in the season opener vs. Chicago (9/11)
- Tied a single-game career high with two tackles at New England (9/22) in Week 3
- Made his first career start and tallied one solo tackle vs. Tennessee (10/2) in Week 4
- Started at left defensive end and finished with a career-high five tackles (three solo) and his first tackle for loss of the season at Minnesota (10/9) in Week 5
- Made one solo tackle vs. Indianapolis (10/16) in Week 6 and at Denver (10/24) in Week 7
- Saw action as a reserve defensive end vs. Detroit (10/30) in Week 8
- Logged three solo tackles at Jacksonville (11/13) in Week 10
- Made one solo tackle at Oakland (11/21) in Week 11
- Notched one tackle vs. San Diego (11/27) in Week 12
- Started at defensive end and made one solo tackle and logged his first quarterback hit of the season at Green Bay (12/4) in Week 13
- Registered two tackles (one solo) and a quarterback hit at Indianapolis (12/11)
- Tied for second on the team with five tackles (four solo), while adding his first sack of the season and his first career pass defended at Tennessee (1/1/17) in Week 17
- Made one solo tackle vs. Oakland (1/7/17) in the AFC Wild Card round
- Recorded the first two postseason quarterback hits of his career and assisted on a tackle at New England (1/14/17) in the AFC Divisional round

2015 (Houston 15/0, 1/0):

- Made his NFL debut Week 1 vs. Kansas City (9/13) and played Week 2 at Carolina (9/20)
- Recorded his first career NFL tackle vs. Tampa Bay (9/27)
- Made a tackle for loss vs. Indianapolis (10/8)
- Tallied his first career quarterback hit at Jacksonville (10/18)
- Registered his first career sack when he brought down Bengals QB Andy Dalton for a 6-yard loss in the third quarter at Cincinnati (11/16)
- Inactive in Week 15 at Indianapolis (12/20)

COLLEGE:

- Played three seasons (2012-14) at Rice University in Houston after redshirting the 2011 campaign
- Chose to enter NFL Draft after an injury-shortened 2014 campaign
- First Rice interior defensive lineman drafted since Cornelius Walker in 1976 (Kansas City, 3rd round, 59th overall selection)
- Saw his 2014 season come to an end after an injury at FIU resulted in knee surgery
- First-team All-C-USA pick by league coaches as well as Dave Campbell's Texas Football's All-Texas College second team in 2013

2017 STATISTICS

REGULAR SEASON				TACKLES					SACKS		INTERCEPTIONS					FUMBLES				
Date	Opp	GP	GS	Tot	Solo	Asst	QBH	TFL	Sk	Yds	Int	Yds	Lg	TD	PD	FF	FR	Yds	TD	
9/10	JAX	1	0	2	1	1	0	0	0.0	0.0	0	0	0	0	0	0	0	0	0	0
9/14	at CIN	1	0	3	1	2	0	0	0.0	0.0	0	0	0	0	0	0	0	0	0	0
9/24	at NE	1	0	3	3	0	1	0	1.0	12.0	0	0	0	0	0	1	0	0	0	0
10/1	TEN	1	0	2	1	1	0	0	0.0	0.0	0	0	0	0	0	0	0	0	0	0
10/8	KC	1	0	3	2	1	0	0	0.0	0.0	0	0	0	0	0	0	0	0	0	0
10/15	CLE	1	1	2	1	1	0	1	0.0	0.0	0	0	0	0	0	0	0	0	0	0
10/29	at SEA	-	-	-	-	-	-	-	-	-	-	-	-	-	-	-	-	-	-	-
11/5	IND	-	-	-	-	-	-	-	-	-	-	-	-	-	-	-	-	-	-	-
11/12	at LAR	-	-	-	-	-	-	-	-	-	-	-	-	-	-	-	-	-	-	-
11/19	ARI	-	-	-	-	-	-	-	-	-	-	-	-	-	-	-	-	-	-	-
11/27	at BAL	-	-	-	-	-	-	-	-	-	-	-	-	-	-	-	-	-	-	-
12/3	at TEN	-	-	-	-	-	-	-	-	-	-	-	-	-	-	-	-	-	-	-
12/10	SF	-	-	-	-	-	-	-	-	-	-	-	-	-	-	-	-	-	-	-
12/17	at JAX	-	-	-	-	-	-	-	-	-	-	-	-	-	-	-	-	-	-	-
12/25	PIT	-	-	-	-	-	-	-	-	-	-	-	-	-	-	-	-	-	-	-
12/31	at IND	-	-	-	-	-	-	-	-	-	-	-	-	-	-	-	-	-	-	-
Totals		6	1	15	9	6	1	1	1.0	12.0	0	0	0	0	0	1	0	0	0	0

CAREER STATISTICS

REGULAR SEASON				TACKLES					SACKS		INTERCEPTIONS					FUMBLES				
Year	Team	GP	GS	Tot	Solo	Asst	QBH	TFL	Sk	Yds	Int	Yds	Lg	TD	PD	FF	FR	Yds	TD	
2015	HOU	15	0	8	5	3	4	4	2.0	24.0	0	0	0	0	0	0	0	0	0	0
2016	HOU	16	5	26	16	10	2	2	1.0	2.0	0	0	0	0	1	0	0	0	0	0
2017	HOU	6	1	15	9	6	1	1	1.0	12.0	0	0	0	0	0	1	0	0	0	0
Totals		37	6	49	30	19	7	7	4.0	38.0	0	0	0	0	1	1	0	0	0	0
POSTSEASON				TACKLES					SACKS		INTERCEPTIONS					FUMBLES				
Year	Team	GP	GS	Tot	Solo	Asst	QBH	TFL	Sk	Yds	Int	Yds	Lg	TD	PD	FF	FR	Yds	TD	
2015	HOU	1	0	2	0	2	0	0	0.0	0.0	0	0	0	0	0	0	0	0	0	0
2016	HOU	2	0	2	1	1	2	0	0.0	0.0	0	0	0	0	0	0	0	0	0	0
Totals		3	0	4	1	3	2	0	0.0	0.0	0	0	0	0	0	0	0	0	0	0

CAREER GAME HIGHS

Tackles: 5, 2x – last: at TEN, 1/1/17 | QBH: 1, 6x – last: at IND, 12/11/16 | TFL: 1, 6x – last: at TEN, 1/1/17
Sacks: 1.0, 2x – last: vs. JAX, 1/3/16 | PD: 1 at TEN, 1/1/17

- Led team with career-high 11.5 tackles for loss among his 59 stops, including four sacks in 2013
- Named to USA Today's All-Bowl team for his efforts vs. Air Force in the Armed Forces Bowl in 2012
- Completed the 2012 season with 20 quarterback hurries, 43 tackles (25 solo), eight tackles for loss, five sacks, forced one fumble and one pass breakup
- Led C-USA freshmen and was tied for second nationally among first year players with five sacks in 2012
- Redshirted in 2011

PERSONAL:

- Attended Vancouver (B.C., Canada) College Prep
- Provincial Defensive MVP while leading the Fighting Irish to the Provincial Championship and ranked as the top defensive lineman in Canada
- Credited with 83 tackles, including 15 sacks as a senior
- Had 276 tackles and 38 sacks in his career
- Credited with four tackles in the 2010 National Underclassmen Combine All-World Gridiron Classic in Charleston, S.C.
- Father, Grover Covington, is the CFL all-time leader in career sacks with 157.0 and was inducted into the Canadian Football Hall of Fame in 2000

TEXANS BIOS



ZACH CUNNINGHAM

INSIDE LINEBACKER | 6-4 | 230 | VANDERBILT

Hometown: Pinson, Ala. | Rookie | Age: 22
 Acquired: D2-'17 | 2017 GP/GS: 6/4 | Career GP/GS (Playoffs): 6/4 (0/0)
 Teams: Houston 2017

41

TRANSACTIONS:

Selected by the Houston Texans with the 25th pick in the second round (57th overall) of the 2017 NFL Draft.

2017 (Houston 6/4):

- Recorded four defensive tackles, a pass defended and a special teams stop in his NFL debut vs. Jacksonville (9/10)
- Made his first career start at the MIKE position and recorded four solo stops at Cincinnati (9/14)
- Started his second consecutive game at the MIKE linebacker position and recorded a team-high seven combined tackles at New England (9/24)
- Started his third consecutive game and produced two total tackles vs. Tennessee (10/1)
- Made a career-high nine combined tackles and added his first career forced fumble vs. Kansas City (10/8)
- Started at linebacker and made one solo stop with one pass defended vs. Cleveland (10/15)

CAREER AT VANDERBILT:

- Played three seasons (2014-16) at Vanderbilt University in Nashville, Tenn. after redshirting the 2013 campaign
- Finished his Commodores career ranked third in program history with 39.5 tackles for loss and finished with 295 career tackles

HONORS:

- Butkus Award Finalist (2016)
- Chuck Bednarik Award Semifinalist (2016)
- Coaches First Team All-SEC (2015-16)
- Associated Press First Team All-SEC (2015-16)
- Midseason All-America – SI.com, FOXSports.com, Sporting News, CBSSports.com (2016)
- First Team All-America – FWAA, AP, AFCA, Walter Camp, ESPN, USA Today, SI.com (2015)
- Phil Steele Third Team All-American (2015)
- Phil Steele First Team All-SEC (2015)
- ESPN.com First Team All-SEC (2015)

2016 (Vanderbilt):

- Enjoyed one of the most impressive seasons by any defensive player in Vanderbilt history, earning consensus All-American status
- Swept first team All-America honors from every prestigious outlet, including Associated Press, Football Writers of America (FWAA), Walter Camp Foundation, American Football Coaches Association (AFCA), ESPN, Sports Illustrated, CBS Sports, The Sporting News and USA Today
- Became just the third player in Vanderbilt history to earn first team All-American honors from the Walter Camp Foundation
- Named as Butkus Award finalist and semifinalist for the Chuck Bednarik Award
- Finished the regular season leading the SEC with 125 total tackles (9.6 per game), ranking sixth nationally
- His 68 solo tackles ranked second among all SEC defenders, and he also ranked among the national leaders and tied for second in the SEC with 16.5 tackles for loss
- Paced the SEC and ranked second nationally with four fumble recoveries
- Earned National Defensive Player of the Week honors from Walter Camp, Maxwell Football Club and FWAA after a remarkable 19-tackle performance in Vanderbilt's 17-16 road win at Georgia (10/15)
- Closed the regular season with his second SEC Defensive Player of the Week recognition after posting 10 tackles, a forced fumble and fumble recovery in Vanderbilt's 45-34 win at Tennessee (11/25)
- Averaged 11.1 tackles against the Commodores' eight SEC opponents
- Registered 10 stops, including nine solo tackles, and a pair of tackles for loss, at Missouri (11/12)

2017 STATISTICS

REGULAR SEASON				TACKLES				SACKS		INTERCEPTIONS				FUMBLES					
Date	Opp	GP	GS	Tot	Solo	Asst	QBH	TFL	Sk	Yds	Int	Yds	Lg	TD	PD	FF	FR	Yds	TD
9/10	JAX	1	0	4	0	4	0	0	0.0	0.0	0	0	0	0	1	0	0	0	0
9/14	at CIN	1	1	4	4	0	0	0	0.0	0.0	0	0	0	0	0	0	0	0	0
9/24	at NE	1	1	7	3	4	0	0	0.0	0.0	0	0	0	0	0	0	0	0	0
10/1	TEN	1	1	3	2	1	0	0	0.0	0.0	0	0	0	0	0	0	0	0	0
10/8	KC	1	0	9	4	5	0	0	0.0	0.0	0	0	0	0	0	1	0	0	0
10/15	CLE	1	1	1	1	0	0	0	0.0	0.0	0	0	0	0	1	0	0	0	0
10/29	at SEA	-	-	-	-	-	-	-	-	-	-	-	-	-	-	-	-	-	-
11/5	IND	-	-	-	-	-	-	-	-	-	-	-	-	-	-	-	-	-	-
11/12	at LAR	-	-	-	-	-	-	-	-	-	-	-	-	-	-	-	-	-	-
11/19	ARI	-	-	-	-	-	-	-	-	-	-	-	-	-	-	-	-	-	-
11/27	at BAL	-	-	-	-	-	-	-	-	-	-	-	-	-	-	-	-	-	-
12/3	at TEN	-	-	-	-	-	-	-	-	-	-	-	-	-	-	-	-	-	-
12/10	SF	-	-	-	-	-	-	-	-	-	-	-	-	-	-	-	-	-	-
12/17	at JAX	-	-	-	-	-	-	-	-	-	-	-	-	-	-	-	-	-	-
12/25	PIT	-	-	-	-	-	-	-	-	-	-	-	-	-	-	-	-	-	-
12/31	at IND	-	-	-	-	-	-	-	-	-	-	-	-	-	-	-	-	-	-
Totals		6	4	28	14	14	0	0	0.0	0.0	0	0	0	0	2	1	0	0	0

ADDITIONAL STATISTICS

Special Teams Tackles: 3

2015 (Vanderbilt):

- Played in all 12 games and earning nine starts at inside linebacker as a redshirt sophomore
- Ranked among the league leaders in numerous statistical categories, including tackles for loss, solo tackles, total tackles, forced fumbles and fumble recoveries even though he didn't become a starter until the third game
- SEC head coaches named him All-SEC first team for his efforts
- Registered 16.5 tackles for loss, which marked the third-highest total among SEC defenders in the regular season and the most by a Commodore since All-America linebacker Jamie Winborn logged 23 tackles for loss in 1999
- His three fumble recoveries shared the SEC lead and his four forced fumbles, bettered by just one Vanderbilt player in the last 20 years, ranked third in the league
- Made 69 solo tackles, which were the most by a Commodore since All-SEC linebacker Moses Osemwegie registered 78 solo stops in 2003
- His 103 total tackles were the most by a Vanderbilt defender since all-league linebacker Chris Marve amassed 121 tackles in 2009
- Posted at least 10 tackles in seven of the last nine games, topped by a 12-solo tackle, 15-total tackle performance at Middle Tennessee State (10/3)
- Ended the season with four straight double-digit tackle games, making him the first Commodore to do so since Osemwegie in 2005
- Amassed 15 tackles for loss in seven-game midseason stretch

2014 (Vanderbilt):

- Capped off a solid redshirt freshman campaign by closing the season among the team's most productive defenders
- Participated in 11 games, missing only the Charleston Southern game
- Finished the year with 67 total tackles (37 solo), 1.5 sacks, 6.5 tackles for loss and a forced fumble
- Earned starts at inside linebacker in team's 3-4 scheme during last five games against Missouri, Old Dominion, Florida, Mississippi State and Tennessee
- Averaged 8.2 tackles per game as a starting linebacker
- Posted a team single-game high of 13 total tackles at Mississippi State... Registered 11 tackles, including a sack, vs. Florida (11/8)
- Recorded multiple tackles for loss at Georgia (10/4) and vs. Tennessee (11/29)

2013 (Vanderbilt):

- Redshirted as a true freshman, participating as a scout team linebacker

PERSONAL:

- Parents are Fred and Sophie Cunningham
- Attended Pinson (Ala.) Valley High School
- Senior captain and three-year starter at linebacker for the Indians

ZACH CUNNINGHAM

- Concluded his prep career by receiving Alabama 5A Lineman of the Year and Birmingham News' Lineman of the Year honors after 2012 campaign
- Amassed 448 total tackles during his three-year varsity career
- As a senior in 2012, earned First Team All-State after leading PVHS to an 8-4 record and the second round of the 5A playoffs
- Contributed 194 total tackles, including 41 tackles for loss and 12 sacks along with four blocked punts during the season
- Participated in postseason Semper Fidelis All-American Bowl
- As junior in 2011, earned All-State recognition after registering 152 tackles
- Dad works in landscaping
- Has four brothers: Frederick, Ethan, Nathan and Zapheth; and two sisters, Gabriel and Danica
- Enjoys playing the guitar
- Majored in economics while attending Vanderbilt



JULIÉN DAVENPORT

(joo-lee-OWN)

TACKLE | 6-7 | 315 | BUCKNELL

Hometown: Paulsboro, N.J. | Rookie | Age: 22
 Acquired: D4a-'17 | 2017 GP/GS: 5/1 | Career GP/GS (Playoffs): 5/1 (0/0)
 Teams: Houston 2017

70

TRANSACTIONS:

Selected by the Houston Texans with the 24th pick in the fourth round (130th overall) of the 2017 NFL Draft.

2017 (Houston (5/1)):

- Started in his first career game played at Cincinnati (9/14)
- Appeared in relief duty vs. Tennessee (10/1) and paved the way for a 173-yard rushing performance, 445 yards of total offense, six offensive touchdowns and a franchise-record 57 points
- Contributed extensively on special teams vs. Kansas City (10/8)
- Appeared in relief duty on the offensive line and on special teams vs. Cleveland (10/15)

CAREER AT BUCKNELL:

- Played four seasons (2013-16) at Bucknell University in Lewisburg, Pa.
- Became the seventh player from Bucknell ever selected in the NFL Draft and first since Sam Havrilak in 1969
- A two-year team captain for the Bison
- The only member of Bucknell's senior class to start all 44 games from 2013-16

HONORS:

- AFCA First Team All-American (2016)
- Associated Press First Team All-American (2016)
- STATS First Team All-American (2016)
- Walter Camp First Team All-American (2016)
- Second Team STATS FCS All-American (2015)
- First Team All-Patriot League (2014-16)
- Second Team All-Patriot League (2013)
- Preseason All-Patriot League (2014-16)

2016 (Bucknell):

- Started all 11 games at left tackle
- Blocked for a 1,000-yard rusher in Joey DeFloria (1,070 yards, 10 TDs) as well as No. 2 RB Chad Freshnock, who had another 604 yards and 10 TDs
- Earned First Team All-America honors from four organizations (AFCA, Associated Press, STATS, Walter Camp)
- Became the first Bison with four All-America honors in same season since Bryce Robertson in 2011
- Team captain for a second straight year
- Named to Walter Payton Award Watch List
- First Team All-Patriot League selection
- Earned invitations to participate in Senior Bowl and NFL Scouting Combine
- Named FCS Collegiate Player of the Year by the Brooks Irvine Club of South Jersey
- Earned team's Tom Gadd Coaches' Award and Captains Award

2015 (Bucknell):

- Started all 11 games at left tackle for third consecutive year
- Served as team captain along with senior Louis Taglianetti
- Credited with 12 receiving yards in season finale at Colgate after collecting a Bucknell fumble and advancing it
- Named a Second Team STATS FCS All-American
- First Team All-Patriot League selection
- Became the first Bison offensive lineman to be named First Team All-Patriot League in back-to-back years since Lucas Carlaw in 1998 and 1999
- Preseason All-Patriot League for second straight year
- Earned team's John Campana Award as squad's outstanding offensive lineman

2014 (Bucknell):

- Anchored the left tackle spot in all 11 games for the Bison
- Ran one time for three yards vs. Lafayette
- Recorded a tackle in contest vs. Leopards
- Named team's Most Improved Offensive Player at conclusion of 2015 spring practice
- First Team All-Patriot League
- One of two First Team All-PL offensive linemen for the Bison
- First time since 1998 Bucknell had two offensive linemen named to First Team
- A Preseason All-Patriot League selection

2013 (Bucknell):

CAREER STATISTICS


REGULAR SEASON GAMES PLAYED/STARTED (PLAYOFFS):

2017 Houston: 5/1
 TOTAL: 5/1

- Earned starting spot at left tackle during preseason camp and started all 11 games
- Second Team All-Patriot League
- Recognized with the Stuart M. Smith Memorial Award as the team's top newcomer
- Caught two backward screens to record two running plays for a total of 32 yards

PERSONAL:

- Attended Paulsboro (N.J.) High School
- A captain and all-conference selection in both football and basketball for the Red Raiders
- Named an All-South Jersey selection in football and All-Group 1 selection in basketball
- Son of Anthony Davenport and Leslie Showell
- Has five siblings: Ernest, Anthony, Kim, Katirah and Nyla
- Cousin, Michael Kidd-Gilchrist, was a member of Kentucky's 2012 NCAA Champion men's basketball team and currently plays in the NBA
- Native of Camden, N.J.
- Majored in political science while attending Bucknell



TRESTON DECOUD

(DAY-coo)

CORNERBACK | 6-3 | 210 | OREGON STATE

Hometown: Covington, La. | Rookie | Age: 23
 Acquired: D5-'17 | 2017 GP/GS: 4/0 | Career GP/GS (Playoffs): 4/0 (0/0)
 Teams: Houston 2017

31

TRANSACTIONS:

Selected by the Houston Texans with the 25th pick in the fifth round (169th overall) of the 2017 NFL Draft.

2017 (Houston 4/0):

- Played on special teams and defense and recorded his first two career tackles vs. Cleveland (10/15)

CAREER:

- Played two seasons (2015-16) at Oregon State University in Corvallis, Ore. after one season at Northwest Mississippi Community College in Senatobia, Miss. (2014) and one season at Chadron (Neb.) State College (2013)
- Redshirted the 2012 campaign at Chadron State
- Briefly transferred to Nicholls State University in Thibodaux, La. in 2014 to be close to his mother, Chandrika, when she was diagnosed with cancer
- Left Nicholls State and enrolled at Northwest Mississippi Community College when he was not granted immediate eligibility by the NCAA
- Made 21 career starts in his two seasons at Oregon State
- Selected to play in the 2017 East-West Shrine Game
- Participated in the 2017 NFL Combine

2016 (Oregon State):

- Started all 12 games at cornerback
- Tied for the team-lead with 10 pass breakups
- Finished the year sixth on the team with 58 tackles
- Recorded the first interceptions of his career vs. Idaho State (9/17), returning one of them 75 yards for a touchdown
- Named Pac-12 Defensive Player of the Week following the Idaho State game
- Named Pac-12 All-Conference honorable mention

2015 (Oregon State):

- Played in 10 games and made nine starts
- Earned the starting spot at the vacant left cornerback position out of fall camp
- Finished the season fifth on the team with 50 tackles despite missing the better part of three games
- Led the Beavers with five passes defended and recorded 3.5 tackles for loss
- Registered his first career sack vs. Washington (11/21)

2014 (Northwest Mississippi CC):

- Arrived at Northwest Mississippi Community College in the summer of 2014, just weeks before the team started training camp
- Named a first-team All-American in 2014 after making 38 tackles, a team-high six interceptions (third in the nation) and seven pass breakups
- Ranked No. 34 on the national junior college prospects list, including No. 4 at cornerback
- First team all-region selection
- Rated as a three-star prospect by 247Sports

2013 (Chadron State):

- Played the 2013 campaign for the Eagles as a redshirt freshman

2012 (Chadron State):

- Redshirted the season

PERSONAL:

- Attended Lakeshore High School in Mandeville, La.
- Named all-district as a senior after recording 23 receptions at wide receiver and 56 tackles on defense
- Earned all-district honors at four different positions during his prep career
- Qualified for the state track & field championships as a sprinter as a junior and senior

2017 STATISTICS

REGULAR SEASON				TACKLES					SACKS		INTERCEPTIONS					FUMBLES				
Date	Opp	GP	GS	Tot	Solo	Asst	QBH	TFL	Sk	Yds	Int	Yds	Lg	TD	PD	FF	FR	Yds	TD	
9/10	JAX																			
INACTIVE																				
9/14	at CIN	1	0	0	0	0	0	0	0.0	0.0	0	0	0	0	0	0	0	0	0	0
9/24	at NE	1	0	0	0	0	0	0	0.0	0.0	0	0	0	0	0	0	0	0	0	0
10/1	TEN	1	0	0	0	0	0	0	0.0	0.0	0	0	0	0	0	0	0	0	0	0
10/8	KC																			
INACTIVE																				
10/15	CLE	1	0	2	2	0	0	0	0.0	0.0	0	0	0	0	0	0	0	0	0	0
10/29	at SEA	-	-	-	-	-	-	-	-	-	-	-	-	-	-	-	-	-	-	-
11/5	IND	-	-	-	-	-	-	-	-	-	-	-	-	-	-	-	-	-	-	-
11/12	at LAR	-	-	-	-	-	-	-	-	-	-	-	-	-	-	-	-	-	-	-
11/19	ARI	-	-	-	-	-	-	-	-	-	-	-	-	-	-	-	-	-	-	-
11/27	at BAL	-	-	-	-	-	-	-	-	-	-	-	-	-	-	-	-	-	-	-
12/3	at TEN	-	-	-	-	-	-	-	-	-	-	-	-	-	-	-	-	-	-	-
12/10	SF	-	-	-	-	-	-	-	-	-	-	-	-	-	-	-	-	-	-	-
12/17	at JAX	-	-	-	-	-	-	-	-	-	-	-	-	-	-	-	-	-	-	-
12/25	PIT	-	-	-	-	-	-	-	-	-	-	-	-	-	-	-	-	-	-	-
12/31	at IND	-	-	-	-	-	-	-	-	-	-	-	-	-	-	-	-	-	-	-
Totals		4	0	2	2	0	0	0	0.0	0.0	0	0	0	0	0	0	0	0	0	0

- Son of Darryl Batiste and Chandrika Decoud
- Cousin, Thomas Decoud, was a third-round draft pick of the Atlanta Falcons in 2008 and played seven seasons in the NFL with the Falcons and Carolina Panthers
- Lists Cardinals S Tyrann Mathieu as his favorite athlete
- Majored in liberal studies while attending Oregon State



KURTIS DRUMMOND

SAFETY | 6-1 | 210 | MICHIGAN STATE

Hometown: Masury, Ohio | 3rd NFL Season | 3rd with Texans | Age: 25
 Acquired: CFA-'15 | 2017 GP/GS: 5/0 | Career GP/GS (Playoffs): 14/0 (1/0)
 Teams: Houston 2015-17

23

TRANSACTIONS:

Signed by the Houston Texans as a college free agent on May 8, 2015...Waived by the Texans on Sept. 5, 2015...Signed to the Texans practice squad on Sept. 8, 2015...Signed to the Texans active roster on Oct. 27, 2015.

2017 (Houston 5/0):

- Appeared in the team's first four games extensively on special teams, leading the team with five special teams tackles
- Made a career-high four tackles and recorded the first sack of his career vs. Cleveland (10/15)

2016 (Houston 0/0, 0/0):

- Placed on the Reserve/Injured List on Aug. 30

2015 (Houston 9/0, 1/0):

- Signed to the Texans active roster on Oct. 27
- Forced a fumble on Titans RB Bishop Sankey on a kickoff return in the second quarter. S Eddie Pleasant recovered the fumble on the Titans 24-yard line (11/1)

COLLEGE:

- Played four seasons (2011-14) at Michigan State University in East Lansing, Mich. after redshirting the 2010 campaign
- Four-year letter winner who recorded 233 career tackles in 52 games
- 2014 First-Team All-American (FWAA, Phil Steele)
- 2014 Big Ten Defensive Back Of The Year
- 2014 First-Team All-Big Ten (Coaches, Media, BTN.COM, Athlon Sports, Phil Steele)
- Two-Time First-Team All-Big Ten (2013-14)
- Finished his career by starting in 34 consecutive games at free safety
- Ranked among MSU's all-time leaders in interceptions (tied for seventh with 12), passes defended (11th with 33) and interception return yards (12th with 148)
- Compiled 14 tackles for loss (60 yards), three forced fumbles and two fumble recoveries
- Recorded 19 tackles in four career bowl games and helped lead the Spartans to a 4-0 record in bowl games during his career
- Led team in tackles (72), interceptions (4), pass breakups (11) and passes defended (15) in 2014
- Ranked second on the team with a career-high 91 tackles, including 3.5 for losses (18 yards) in 2013
- Had four pass breakups, two interceptions, a forced fumble and a fumble recovery in 13 games (seven starts) at free safety 2012
- Played in 12 games to earn his first letter in 2011

PERSONAL:

- Three-year starter for Coach Brian Hoffman at Hubbard (Ohio) High School
- Ranked among the nation's top safeties by Scout.com (No. 69) and listed among the country's top athletes by Scouts, Inc. (No. 83)
- Named to SuperPrep's and PrepStar's All-Midwest Teams
- Ranked among Ohio's top 50 seniors by Rivals.com (No. 44) and Scout.com (No. 47)
- Had 24 receptions for 489 yards (20.4 avg.) and three touchdowns as a senior
- Registered 75 tackles (46 solo, 29 assists) as a senior, including four sacks
- Also credited with three passes defended and two forced fumbles in 2009
- Returned 12 punts for 110 yards (9.2 avg.) and five kickoffs for 86 yards (17.2 avg)
- Averaged 35.0 yards on 27 punts as a senior

2017 STATISTICS

REGULAR SEASON				TACKLES					SACKS		INTERCEPTIONS					FUMBLES				
Date	Opp	GP	GS	Tot	Solo	Asst	QBH	TFL	Sk	Yds	Int	Yds	Lg	TD	PD	FF	FR	Yds	TD	
9/10	JAX	1	0	0	0	0	0	0	0.0	0.0	0	0	0	0	0	0	0	0	0	0
9/14	at CIN	1	0	0	0	0	0	0	0.0	0.0	0	0	0	0	0	0	0	0	0	0
9/24	at NE	1	0	0	0	0	0	0	0.0	0.0	0	0	0	0	0	0	0	0	0	0
10/1	TEN	1	0	0	0	0	0	0	0.0	0.0	0	0	0	0	0	0	0	0	0	0
10/8	KC			PRACTICE SQUAD																
10/15	CLE	1	0	4	4	0	1	1	1.0	9.0	0	0	0	0	0	0	0	0	0	0
10/29	at SEA	-	-	-	-	-	-	-	-	-	-	-	-	-	-	-	-	-	-	-
11/5	IND	-	-	-	-	-	-	-	-	-	-	-	-	-	-	-	-	-	-	-
11/12	at LAR	-	-	-	-	-	-	-	-	-	-	-	-	-	-	-	-	-	-	-
11/19	ARI	-	-	-	-	-	-	-	-	-	-	-	-	-	-	-	-	-	-	-
11/27	at BAL	-	-	-	-	-	-	-	-	-	-	-	-	-	-	-	-	-	-	-
12/3	at TEN	-	-	-	-	-	-	-	-	-	-	-	-	-	-	-	-	-	-	-
12/10	SF	-	-	-	-	-	-	-	-	-	-	-	-	-	-	-	-	-	-	-
12/17	at JAX	-	-	-	-	-	-	-	-	-	-	-	-	-	-	-	-	-	-	-
12/25	PIT	-	-	-	-	-	-	-	-	-	-	-	-	-	-	-	-	-	-	-
12/31	at IND	-	-	-	-	-	-	-	-	-	-	-	-	-	-	-	-	-	-	-
Totals		5	0	4	4	0	1	1	1.0	9.0	0	0	0	0	0	0	0	0	0	0

ADDITIONAL STATISTICS

Special Teams Tackles: 5

CAREER STATISTICS

REGULAR SEASON				TACKLES					SACKS		INTERCEPTIONS					FUMBLES			
Year	Team	GP	GS	Tot	Solo	Asst	QBH	TFL	Sk	Yds	Int	Yds	Lg	TD	PD	FF	FR	Yds	TD
2015	HOU	9	0	4	4	0	0	0	0.0	0.0	0	0	0	0	0	1	0	0	0
2016	HOU	0	0	0	0	0	0	0	0.0	0.0	0	0	0	0	0	0	0	0	0
2017	HOU	5	0	4	4	0	1	1	1.0	9.0	0	0	0	0	0	0	0	0	0
Totals		14	0	8	8	0	1	1	1.0	9.0	0	0	0	0	0	1	0	0	0
POSTSEASON				TACKLES					SACKS		INTERCEPTIONS					FUMBLES			
Year	Team	GP	GS	Tot	Solo	Asst	QBH	TFL	Sk	Yds	Int	Yds	Lg	TD	PD	FF	FR	Yds	TD
2015	HOU	1	0	0	0	0	0	0	0.0	0.0	0	0	0	0	0	0	0	0	0
Totals		1	0	0	0	0	0	0	0.0	0.0	0	0	0	0	0	0	0	0	0

ADDITIONAL STATISTICS

Special Teams Tackles: 15 | Postseason Special Teams Tackles: 1

- Caught 16 passes for 281 yards (17.6 avg.) and four touchdowns as a junior
- Made 49 tackles (29 solo, 20 assists) in 2008, including two sacks
- Also recorded three interceptions (62 yards) and 11 passes defended as a junior
- Earned Associated Press Division II All-Ohio Special Mention honors in basketball in 2008-09, playing for Coach Rick Fox
- Averaged 17.1 points for the Eagles his senior year to garner Associated Press All-Northeast Inland Division II Third-Team honors
- Earned his bachelor's degree in psychology from MSU in December 2014
- Born Jan. 29, 1992



BRANDON DUNN

DEFENSIVE END | 6-2 | 300 | LOUISVILLE

Hometown: Louisville, Ky. | 2nd NFL Season | 2nd with Texans | Age: 24
 Acquired: FA-'15 | 2017 GP/GS: 6/0 | Career GP/GS (Playoffs): 23/0 (1/0)
 Teams: Chicago 2014-15; Houston 2015-17

92

TRANSACTIONS:

Signed by the Chicago Bears as a college free agent on May 11, 2014...Waived by the Bears on Aug. 30, 2014...Signed to the Bears practice squad on Sept. 1, 2014...Signed to the Bears active roster on Nov. 26, 2014...Waived by the Bears on Sept. 5, 2015...Signed to the Bears practice squad on Sept. 8, 2015...Signed to the Bears active roster on Sept. 19, 2015...Waived by the Bears on Oct. 3, 2015...Signed to the Bears practice squad on Oct. 6, 2015...Signed to the Houston Texans active roster on Oct. 13, 2015...Waived by the Texans on Sept. 3, 2016...Signed to the Texans practice squad on Sept. 5, 2016...Signed to the Texans active roster on Oct. 5, 2016...Waived by the Texans on Oct. 13, 2016...Signed to the Texans practice squad on Oct. 15...Signed to the Texans active roster on Oct. 19, 2016...Waived by the Texans on Nov. 26, 2016...Signed to the Texans practice squad on Nov. 29, 2016...Signed by the Texans on Jan. 16, 2017.

2017 STATISTICS

REGULAR SEASON				TACKLES					SACKS		INTERCEPTIONS					FUMBLES				
Date	Opp	GP	GS	Tot	Solo	Asst	QBH	TFL	Sk	Yds	Int	Yds	Lg	TD	PD	FF	FR	Yds	TD	
9/10	JAX	1	0	3	3	0	0	1	0.0	0.0	0	0	0	0	0	0	0	0	0	0
9/14	at CIN	1	0	0	0	0	0	0	0.0	0.0	0	0	0	0	0	0	0	0	0	0
9/24	at NE	1	0	0	0	0	0	0	0.0	0.0	0	0	0	0	0	0	0	0	0	0
10/1	TEN	1	0	2	0	2	0	0	0.0	0.0	0	0	0	0	0	0	1	0	0	0
10/8	KC	1	0	3	3	0	0	0	0	0.0	0.0	0	0	0	0	0	0	0	0	0
10/15	CLE	1	0	1	0	1	1	0	0	0.0	0.0	0	0	0	0	0	0	0	0	0
10/29	at SEA	-	-	-	-	-	-	-	-	-	-	-	-	-	-	-	-	-	-	-
11/5	IND	-	-	-	-	-	-	-	-	-	-	-	-	-	-	-	-	-	-	-
11/12	at LAR	-	-	-	-	-	-	-	-	-	-	-	-	-	-	-	-	-	-	-
11/19	ARI	-	-	-	-	-	-	-	-	-	-	-	-	-	-	-	-	-	-	-
11/27	at BAL	-	-	-	-	-	-	-	-	-	-	-	-	-	-	-	-	-	-	-
12/3	at TEN	-	-	-	-	-	-	-	-	-	-	-	-	-	-	-	-	-	-	-
12/10	SF	-	-	-	-	-	-	-	-	-	-	-	-	-	-	-	-	-	-	-
12/17	at JAX	-	-	-	-	-	-	-	-	-	-	-	-	-	-	-	-	-	-	-
12/25	PIT	-	-	-	-	-	-	-	-	-	-	-	-	-	-	-	-	-	-	-
12/31	at IND	-	-	-	-	-	-	-	-	-	-	-	-	-	-	-	-	-	-	-
Totals		6	0	9	6	3	1	1	0.0	0.0	0	0	0	0	0	0	1	0	0	0

CAREER STATISTICS

REGULAR SEASON				TACKLES					SACKS		INTERCEPTIONS					FUMBLES				
Year	Team	GP	GS	Tot	Solo	Asst	QBH	TFL	Sk	Yds	Int	Yds	Lg	TD	PD	FF	FR	Yds	TD	
2014	CHI	3	0	1	1	0	0	0	0.0	0.0	0	0	0	0	1	0	0	0	0	0
2015	CHI	1	0	2	1	1	0	0	0.0	0.0	0	0	0	0	0	0	0	0	0	0
2015	HOU	11	0	7	4	3	0	0	0.0	0.0	0	0	0	0	0	0	0	0	0	0
2016	HOU	2	0	3	3	0	0	0	0.0	0.0	0	0	0	0	0	0	0	0	0	0
2017	HOU	6	0	9	6	3	1	1	0.0	0.0	0	0	0	0	0	0	1	0	0	0
Totals		23	0	22	15	7	1	1	0.0	0.0	0	0	0	0	1	0	1	0	0	0
POSTSEASON				TACKLES					SACKS		INTERCEPTIONS					FUMBLES				
Year	Team	GP	GS	Tot	Solo	Asst	QBH	TFL	Sk	Yds	Int	Yds	Lg	TD	PD	FF	FR	Yds	TD	
2015	HOU	1	0	1	1	0	0	0	0.0	0.0	0	0	0	0	0	0	0	0	0	0
Totals		1	0	1	1	0	0	0	0.0	0.0	0	0	0	0	0	0	0	0	0	0

2017 (Houston 6/0):

- Tied a career-high with three tackles and notched the first tackle-for-loss of his career vs. Jacksonville (9/10)
- Recorded two assisted tackles and the first fumble recovery of his career vs. Tennessee (10/1)
- Made one tackle and recorded the first quarterback hit of his career vs. Cleveland (10/15)

2016 (Houston 2/0, 0/0):

- Spent Weeks 1-4, Week 6, Weeks 13-17 and the postseason on the Texans practice squad
- Elevated from the practice squad to the active roster on Oct. 5
- Inactive for Week 5 at Minnesota (10/9)
- Waived on Oct. 13 and signed to the practice squad on Oct. 15
- Elevated from the practice squad to the active roster on Oct. 19
- Was active for the first time and contributed the first three solo tackles of his season at Denver (10/24) in Week 7
- Inactive for Week 8 vs. Detroit (10/30)
- Played but did not record any statistics at Jacksonville (11/13) in Week 10
- Inactive for Week 11 at Oakland (11/21)
- Waived on Nov. 26 and signed to the practice squad on Nov. 29

2015 (Chicago 1/0; Houston 11/0, 1/0):

- Played in a combined total of 12 games for Chicago and Houston and recorded nine tackles, including five solo stops
- Played in one game for Chicago where he recorded two tackles (one solo) vs. Arizona (9/20)
- Signed to the Texans active roster on Oct. 13
- Played in his first game for the Texans at Jacksonville (10/18)
- Tied a career-high with two tackles at Buffalo (12/6)
- Registered one solo tackle in the AFC Wild Card Game vs. Kansas City (1/9/16)

2014 (Chicago 3/0):

- Made one solo tackle and had one pass defended vs. Detroit (12/21)
- Made his NFL debut earlier in the season against Detroit (11/27)

COLLEGE:

- Played four seasons (2010-13) at the University of Louisville (Ky.)

- Played in 49 games for the Cardinals, starting 30
- Recorded career totals of 101 tackles, three sacks, two fumble recoveries and two passes defended

PERSONAL:

- Attended Pleasure Ridge Park High School in Louisville, Ky.
- Three-year starter and team captain for the Panthers
- Named the team's Most Valuable Player and best offensive lineman in 2009
- Also named the team's top defensive lineman in 2008
- Recorded 65 tackles and 16 sacks as a senior, including 30 solo tackles
- Recorded 50 tackles and 16 sacks his junior year



BRUCE ELLINGTON

WIDE RECEIVER | 5-9 | 200 | SOUTH CAROLINA

Hometown: Moncks Corner, S.C. | 4th NFL Season | 1st with Texans | Age: 25

Acquired: FA-'17 | 2017 GP/GS: 5/3 | Career GP/GS (Playoffs): 31/3 (0/0)

Teams: San Francisco 2014-16; New York Jets 2017, Houston 2017

12

TRANSACTIONS:

Selected by the San Francisco 49ers with the sixth pick in the fourth round (106th overall) of the 2014 NFL Draft...Waived by the 49ers on Aug. 3, 2017...Claimed off waivers by the New York Jets on Aug. 4, 2017...Waived by the Jets on Aug. 7, 2017...Signed by the Houston Texans on Aug. 11, 2017.

2017 (Houston 5/3):

- Started his first career game and caught four passes for 59 yards with a 29-yard touchdown pass at New England (9/24)
- Started his second consecutive game and caught three passes for 44 yards, including a season-long 35-yard gain, and added one rush for 13 yards, totalling 57 yards of offense vs. Tennessee (10/1)
- Started his third consecutive game and hauled in two passes for 30 yards vs. Kansas City (10/8)
- Caught two passes for 22 yards vs. Cleveland (10/15)

2016 (San Francisco 0/0):

- Placed on the Reserve/Injured list on Aug. 30

2015 (San Francisco 13/0):

- Appeared in 13 games and caught a career-high 13 passes for 153 yards on the season
- Notched season-totals of 19 punt returns for 137 yards and had 26 kickoff returns for 665 yards
- Recorded a career-long 40-yard kickoff return at Chicago (12/6)
- Ran back a punt for a career-long 36-yards at Cleveland (12/13)
- Registered a career-high 40 receiving yards at Detroit (12/27)

2014 (San Francisco 13/0):

- Played in 13 games and caught six passes for 62 yards with two touchdowns while adding six rushing attempts for 28 yards and one score on the ground
- Returned 23 punts for 188 yards and 24 kickoffs for 614 yards on the season
- Recorded his first career touchdown on a 20-yard reception at Denver (10/19)
- Produced an eight-yard touchdown reception and added a one-yard touchdown run vs. SD (12/20), becoming the first 49er to record a rushing and receiving touchdown in the same game since the 2010 season and the first 49ers rookie to do so since the 1992 season

COLLEGE:

- Played three seasons (2011-13) at the University of South Carolina in Columbia, S.C.
- Recorded career statistics of 106 receptions for 1,685 yards and 16 touchdowns
- Added 43 career kickoff returns for 977 yards, averaging 22.7 yards per return
- Led the team with 49 receptions for 775 yards and eight touchdowns in 2013
- Named First-Team All-SEC and was an Academic All-SEC selection as a junior
- Originally committed to South Carolina on a basketball scholarship, playing in 80 games with 66 starts while averaging 11.2 points per game over four seasons
- Started all 30 basketball games as a freshman en route to earning All-SEC Freshman Team honors
- Joined the football team prior to his sophomore year and played three seasons as both a football and basketball player

PERSONAL:

- Attended Berkeley High School in Moncks Corner, S.C.
- Led his high school to the Division II-AAAA state championship in 2009 as a quarterback, recording 191 rushing yards and four scores in the state title game win
- Consensus four-star recruit as a basketball player, ranking as the No. 56 overall prospect and the No. 12 point guard in the country by Scout.com as a senior
- Cousin of Arizona Cardinals RB Andre Ellington

- Has one brother, Ashley

2017 STATISTICS

REGULAR SEASON				RECEIVING					RUSHING				
Date	Opp	GP	GS	Rec	Yds	Avg	Lg	TD	Att	Yds	Avg	Lg	TD
9/10	JAX	1	0	0	0	0.0	0	0	0	0	0.0	0	0
9/14	at CIN			INACTIVE									
9/24	at NE	1	1	4	59	14.8	29t	1	1	-1	-1.0	-1	0
10/1	TEN	1	1	3	44	14.7	35	0	1	13	13.0	13	0
10/8	KC	1	1	2	30	15.0	22	0	0	0	0.0	0	0
10/15	CLE	1	0	2	22	11.0	16	0	0	0	0.0	0	0
10/29	at SEA	-	-	-	-	-	-	-	-	-	-	-	-
11/5	IND	-	-	-	-	-	-	-	-	-	-	-	-
11/12	at LAR	-	-	-	-	-	-	-	-	-	-	-	-
11/19	ARI	-	-	-	-	-	-	-	-	-	-	-	-
11/27	BAL	-	-	-	-	-	-	-	-	-	-	-	-
12/3	at TEN	-	-	-	-	-	-	-	-	-	-	-	-
12/10	SF	-	-	-	-	-	-	-	-	-	-	-	-
12/17	at JAX	-	-	-	-	-	-	-	-	-	-	-	-
12/25	PIT	-	-	-	-	-	-	-	-	-	-	-	-
12/31	at IND	-	-	-	-	-	-	-	-	-	-	-	-
Totals		5	3	11	155	14.1	35	1	2	12	6.0	13	0

OFFENSIVE STATISTICS

REGULAR SEASON				RECEIVING					RUSHING				
Year	Team	GP	GS	Rec	Yds	Avg	Lg	TD	Att	Yds	Avg	Lg	TD
2014	SF	13	0	6	62	10.3	20t	2	6	28	4.7	15	1
2015	SF	13	0	13	153	11.8	44	0	1	7	7.0	7	0
2016	SF	0	0	0	0	0.0	0	0	0	0	0.0	0	0
2017	HOU	5	3	11	155	14.1	35	1	2	12	6.0	13	0
Totals		31	3	30	370	12.3	44	3	9	47	5.2	15	1

CAREER GAME HIGHS

Receptions: 3, 2x – last at DET, 12/27/15 | Receiving Yards: 55 at DET, 12/27/15 (3 receptions)

Receiving Touchdowns: 1, 2x – last: vs. SD, 12/20/14 | Receiving Long: 44 vs STL, 1/3/16

CAREER RETURN STATISTICS

REGULAR SEASON				KICKOFFS				PUNTS					
Year	Team	GP	KR	Yds	Avg	Lg	TD	PR	Yds	Avg	Lg	TD	FC
2014	SF	13	24	614	25.6	38	0	23	188	8.2	23	0	12
2015	SF	13	26	665	25.6	40	0	19	137	7.2	36	0	17
2016	SF	0	0	0	0.0	0	0	0	0	0.0	0	0	0
2017	HOU	4	0	0	0	0	0	0	0	0.0	0	0	0
Totals		30	50	1,279	25.6	40	0	42	325	7.7	36	0	29



KA'IMI FAIRBAIRN

(kuh-EE-me FAIR-bear-in)

KICKER | 6-0 | 190 | UCLA

Hometown: Kailua, Hawaii | 2nd NFL Season | 2nd with Texans | Age: 23
 Acquired: CFA-'16 | 2017 GP/GS: 6/0 | Career GP/GS (Playoffs): 6/0 (0/0)
 Teams: Houston 2016-17

7

TRANSACTIONS:

Signed by the Houston Texans as a college free agent on May 5, 2016.

2017 (Houston 6/0):

- Made his NFL debut and added one extra point while recording touchbacks on both his kicks vs. Jacksonville (9/10)
- Attempted and made his first two career field goals while accounting for over half of the team's points at Cincinnati (9/14)
- Converted all four field goals and three extra point attempts to produce 15 points at New England (9/24). With his first field goal attempt, Fairbairn recorded the longest successful field goal streak to start a Texans career (3) and has extended the streak to six straight field goal conversions
- Tallied three field goal conversions and six extra points to produce 15 total points of offense for the second consecutive week vs. Tennessee (10/1). His streak of nine consecutive field goal conversions to start a Texans career is a franchise record.
- Converted his tenth consecutive field goal attempt and recorded touchbacks on all six of his kickoffs vs. Cleveland (10/15)

2016 (Houston 0/0, 0/0):

- Placed on the Reserve/Injured List on Aug. 30

CAREER AT UCLA:

- Played four seasons (2012-15) at the University of California, Los Angeles
- Lou Groza Award winner in 2015
- Became the all-time leading scorer for the Pac-12 Conference and UCLA during the 2015 season
- A consensus first-team All-America selection (AP, FWAA, AFCA, Walter Camp, SI.com) following his senior season
- Finished his career by connecting on 41 straight field goal attempts from 35 yards and in
- Tied a UCLA record by connecting on a 60-yard field goal in 2015
- Handled all of the Bruin placekicking chores in his four seasons with the program
- Added kickoff duty in years two, three and four
- First Bruin to score over 100 points in four straight seasons

PERSONAL:

- Attended Punahou School in Honolulu
- Name is pronounced Ka'imi (Kuh-EE-me) Fairbairn (FAIR-Bairn)
- Two-star recruit according to Rivals.com and Scout.com
- As a senior, put 95 percent of his kickoffs into the end zone, and hit 13-of-18 field goal tries, including one from 55 yards
- Named first-team all-state as a senior and junior and to the All-ILH Division Team
- Earned second-team all-state honors as a sophomore
- Three-year winner of the Special Team MVP Award
- Also played soccer (central defender) for coach Dave Trifonovitch
- Named first-team all-state as a senior and junior for the two-time State champs
- ILH Defensive Player of the Year his last two seasons.
- Full name is John Christian Ka'iminoeauloameka'ikeokekumupa'a Fairbairn
- Born in Kailua, Hawaii
- Parents are John and Rochelle Fairbairn
- Has one younger brother, Kona, and one younger sister, Kiara
- Earned a spot on the UCLA Athletic Director's Honor Roll in Fall 2012, Spring 2015
- Hobbies include playing golf

2017 STATISTICS

REGULAR SEASON			FIELD GOALS					PAT				KICKOFFS			
Date	Opp	GP	FG	FGA	Pct	Lg	Blk	PAT	PATA	Pct	Blk	Pts	KO	TB	Pct
9/10	JAX	1	0	0	0.0	0	0	1	1	100.0	0	1	2	2	100.0
9/14	at CIN	1	2	2	100.0	42	0	1	1	100.0	0	7	4	2	50.0
9/24	at NE	1	4	4	100.0	40	0	3	3	100.0	0	15	8	6	75.0
10/1	TEN	1	3	3	100.0	50	0	6	7	85.7	0	15	11	8	72.7
10/8	KC	1	0	0	0.0	0	0	2	2	100.0	0	2	4	2	50.0
10/15	CLE	1	1	1	100.0	40	0	2	3	66.7	0	5	6	6	100.0
10/29	at SEA	-	-	-	-	-	-	-	-	-	-	-	-	-	-
11/5	IND	-	-	-	-	-	-	-	-	-	-	-	-	-	-
11/12	at LAR	-	-	-	-	-	-	-	-	-	-	-	-	-	-
11/19	ARI	-	-	-	-	-	-	-	-	-	-	-	-	-	-
11/27	at BAL	-	-	-	-	-	-	-	-	-	-	-	-	-	-
12/3	at TEN	-	-	-	-	-	-	-	-	-	-	-	-	-	-
12/10	SF	-	-	-	-	-	-	-	-	-	-	-	-	-	-
12/17	at JAX	-	-	-	-	-	-	-	-	-	-	-	-	-	-
12/25	PIT	-	-	-	-	-	-	-	-	-	-	-	-	-	-
12/31	at IND	-	-	-	-	-	-	-	-	-	-	-	-	-	-
Totals		6	10	10	100.0	50	0	15	17	88.2	0	45	35	26	74.2

ADDITIONAL STATISTICS

Special Teams Tackles: 1

TEXANS BIOS



D'ONTA FOREMAN

(dee-ON-tay)

RUNNING BACK | 6-0 | 235 | TEXAS

Hometown: Texas City, Texas | Rookie | Age: 21
 Acquired: D3-'17 | 2017 GP/GS: 6/0 | Career GP/GS (Playoffs): 6/0 (0/0)
 Teams: Houston 2017

27

TRANSACTIONS:

Selected by the Houston Texans with the 25th pick in the third round (89th overall) of the 2017 NFL Draft.

2017 (Houston 6/0):

- Recorded one carry for four yards in his NFL debut vs. Jacksonville (9/10)
- Carried 12 times for 40 yards and had a nine-yard rush at Cincinnati (9/14)
- Tallied eight rushing attempts for 25 yards and two receptions for 65 yards, totalling a team-high 90 yards of offense at New England (9/24). Foreman's 134 scrimmage yards are tied for the second-most by a rookie running back in his first three games in franchise history.
- Recorded a career-high 13 rushing attempts for a career-high 45 yards with a career-long 16-yard rush vs. Tennessee (10/1)
- Produced 34 rushing yards on four carries, including a career-long 25-yard rush vs. Kansas City (10/8)
- Registered a career-high 59 rushing yards, including a career-long 39-yard rush, on 12 carries vs. Cleveland (10/15)

2017 STATISTICS													
REGULAR SEASON				RUSHING					RECEIVING				
Date	Opp	GP	GS	Att	Yds	Avg	Lg	TD	Rec	Yds	Avg	Lg	TD
9/10	JAX	1	0	1	4	4.0	4	0	0	0	0	0	0
9/14	at CIN	1	0	12	40	3.3	9	0	0	0	0	0	0
9/24	at NE	1	0	8	25	3.1	5	0	2	65	32.5	34	0
10/1	TEN	1	0	13	45	3.5	16	0	0	0	0.0	0	0
10/8	KC	1	0	4	34	8.5	25	0	1	3	3.0	3	0
10/15	CLE	1	0	12	59	4.9	39	0	0	0	0.0	0	0
10/29	at SEA	-	-	-	-	-	-	-	-	-	-	-	-
11/5	IND	-	-	-	-	-	-	-	-	-	-	-	-
11/12	at LAR	-	-	-	-	-	-	-	-	-	-	-	-
11/19	ARI	-	-	-	-	-	-	-	-	-	-	-	-
11/27	at BAL	-	-	-	-	-	-	-	-	-	-	-	-
12/3	at TEN	-	-	-	-	-	-	-	-	-	-	-	-
12/10	SF	-	-	-	-	-	-	-	-	-	-	-	-
12/17	at JAX	-	-	-	-	-	-	-	-	-	-	-	-
12/25	PIT	-	-	-	-	-	-	-	-	-	-	-	-
12/31	at IND	-	-	-	-	-	-	-	-	-	-	-	-
Totals		6	0	50	207	4.1	39	0	3	68	22.7	34	0

CAREER AT TEXAS:

- Played three seasons (2014-16) at the University of Texas at Austin (Texas)
- Played in 28 career games with 10 starts, all coming in 2016
- Rushed for 2,782 yards in his career (9th-most in school history) and 20 touchdowns
- Posted 15 career 100-yard rushing games, including a school-record 13 straight to end his Longhorns' career
- Was a 2016 consensus All-American, making him the first UT running back to earn those honors since Ricky Williams in 1998
- Also a finalist for the Earl Campbell Tyler Rose Award
- Finished eighth in Heisman Trophy voting in 2016

HONORS:

- Doak Walker Award (2016)
- Earl Campbell Tyler Rose Award (2016)
- First-team All-American by the Associated Press, Sporting News, Football Writers Association of America, American Football Coaches Association, ESPN.com, Sports Illustrated, FOX Sports, CBS Sports, Phil Steele and USA Today (2016)
- Walter Camp Football Foundation second-team All-American (2016)
- Heisman Trophy Candidate (8th - 2016)

2016 (Texas):

- Played in 11 games and started the first 10 games of his career, including the final nine
- Recipient of the 2016 Doak Walker Award recipient
- Named a consensus first-team All-American, making him the first UT running back to earn that distinction since Ricky Williams in 1998
- Named first-team All-American by the Associated Press, Sporting News, Football Writers Association of America, American Football Coaches Association, ESPN.com, Sports Illustrated, FOX Sports, CBS Sports, Phil Steele and USA Today
- A second-team All-American according to the Walter Camp Football Foundation
- Was named a unanimous first-team All-Big 12 selection at running back by both the Big 12 Conference head coaches and the Associated Press
- Also earned All-Big 12 honors according to ESPN.com and Phil Steele
- Earned honorable mention as Big 12 Conference Offensive Player of the Year after rushing for 2,028 yards and 15 touchdowns
- His 2,028 rushing yards were second-most in school history and among the top 20 for most in a single-season in NCAA history
- Averaged an NCAA FBS-best 184.4 yards per game, also 10th-most in NCAA history for a single season
- Rushed for 100 yards in all 11 games he played in 2016, tied for most in a single season with Earl Campbell during his 1977 Heisman Trophy-winning campaign
- Rushed for at least 150 yards seven times throughout the season, including three games with at least 250 yards
- Averaged 193.3 yards per game against Big 12 Conference foes, totaling 1,740 yards and 12 touchdowns in nine league games
- Made his first career start in the season opener vs. No. 10 Notre Dame (9/4) - a 50-47

double-overtime win

- In a win vs. No. 8 and previously-unbeaten Baylor (10/29), he rushed 32 times for 250 yards and two touchdowns and was later named Big 12 Conference Offensive Player of the Week and the Earl Campbell Tyler Rose Award Player of the Week
- Carried Texas to a 45-37 road win at Texas Tech (11/5) the following week, rushing 33 times for 341 yards and three touchdowns - all career highs
- His 341 rushing yards were the third-most in school history, the most in an FBS game that season and the most at UT since 1998
- Became the first player at Texas since Hodges Mitchell in 2000 with back-to-back 200-yard games

2015 (Texas):

- Played in 10 games before missing the last two due to injury
- Earned second-team Academic All-Big 12 recognition
- Finished five carries short of qualifying for the NCAA ranking of yards per carry in which his average would have ranked fourth in the nation (7.17)
- Finished eighth in the Big 12 and led the team in rushing yards (681), while ranking seventh in the league in 100-yard games (four)
- His five rushing touchdowns were second on the team and most among running backs
- Notched his first 100-yard rushing game with 112 yards on 18 carries (6.2 avg.), while catching two passes for 32 yards at TCU (10/3)
- Recorded an 81-yard run that was the longest by a UT player in the Red River Showdown and the second-longest non-touchdown run in UT history, as part of 117 yards on nine carries (13.0 avg.) vs. Oklahoma (10/10)

2014 (Texas):

- Played in seven games as a reserve running back and on special teams
- Saw action at running back vs. North Texas (8/30), recording two carries for 37 yards
- Appeared on special teams vs. Baylor and Iowa State
- Carried the ball three times for 19 yards (4.7 avg.) at Kansas State (10/25)
- Saw his most extensive action vs. West Virginia (11/8)

PERSONAL:

- Coached by Leland Surovik at Texas City (Texas) High School
- Four-time district honoree
- Rushed for 4,382 yards (8.2 avg.) and 61 touchdowns in his career
- Participated in the 2014 Semper Fidelis All-American Bowl Named second-team 4A All-State as a running back by the Associated Press in 2013
- Shared District 24-4A MVP honors with his brother, Armanti, in 2013
- Ranked the No. 67 running back nationally and No. 143 player in Texas by 247Sports
- No. 68 RB in the nation by Scout
- No. 74 running back in the nation by ESPN
- No. 6 athlete recruit in the state by Dave Campbell's Texas Football
- Rushed for 2,102 yards and 31 TDs on 202 carries (10.4 ypc) as a senior

D'ONTA FOREMAN

- Recorded 22 tackles, including 12 tackles for loss and five sacks, five pressures, one interception and returned kickoffs
- Helped Texas City to a 12-1 record and an appearance in the 4A DII regional playoffs in 2011
- Tabbed first-team All-District 24-4A as a running back and second-team as a linebacker in 2012
- Rushed 112 times for 1,073 yards (9.6 avg.) and 18 touchdowns as a junior
- Twin brother, Armanti, is a wide receiver for the Longhorns
- Member of the Big 12 Commissioner's Honor Roll (fall 2014)



WILL FULLER V

WIDE RECEIVER | 6-0 | 185 | NOTRE DAME

Hometown: Philadelphia, Pa. | 2nd NFL Season | 2nd with Texans | Age: 23

Acquired: D1-'16 | 2017GP/GS: 3/3 | Career GP/GS (Playoffs): 17/16 (2/2)

Teams: Houston 2016-17

15

TRANSACTIONS:

Selected by the Houston Texans with the 21st pick in the first round (21st overall) of the 2016 NFL Draft.

HONORS:

- AFC Special Teams Player of the Week (Week 4, 2016)

2017 (Houston 3/3):

- Made his season debut vs. Tennessee (10/1) and recorded four receptions for 35 yards and two touchdowns. This marks his first multi-touchdown reception day and he topped 50 career receptions during the game.
- Finished with two receptions for 57 yards and two touchdowns while recording a 49-yard punt return vs. Kansas City (10/8). His third and fourth touchdown receptions on the season establish a single-season career-high, marked the first time he's caught touchdowns in consecutive games and makes him the second Texan (Andre Johnson in 2013) to post consecutive games of two-or-more touchdown receptions.
- Caught two passes for 62 yards and a game-long 39-yard touchdown pass vs. Cleveland (10/15), extending his touchdown streak to three games.

2016 (Houston 14/13, 2/2):

- Finished third in the NFL among rookie wideouts with 635 receiving yards and sixth with 47 receptions
- With 635 receiving yards this season, passed Jabar Gaffney (483 in 2002) for the third-most receiving yards by a rookie in Texans history
- With 47 receptions in 2016, tied Domanick Williams (47 in 2003) for the fourth-most receptions by a rookie in Texans history
- Is the second rookie in NFL history to record 300 scrimmage yards and a return touchdown in the first four games of a season, and first since 49ers RB Hugh McElhenny in 1952
- Among Texans rookies through their first four career games, Fuller tied for the most touchdowns (two) and ranked second in receiving yards (323) and third in receptions (19)
- Became the first player in Texans history to record a receiving touchdown and a punt return touchdown in the same game vs. Tennessee (10/2). He was also the fourth NFL rookie in the past 15 years to accomplish the feat, joining Rams WR Tavon Austin, Colts WR T.Y. Hilton and Cowboys WR Dez Bryant
- Caught five passes for a team-leading 107 yards and a touchdown in his first career NFL game vs. Chicago (9/11)
- Became the first rookie first-round draft choice with 100 receiving yards in a season opener since Steelers WR Louis Lipps vs. Kansas City (9/2/84)
- Finished second on the team with four receptions for 104 yards, averaging 26.0 yards per catch, vs. Kansas City (9/18)
- Became the first rookie in Texans history to open a season with two 100-yard receiving games
- Led the team with seven receptions for 81 yards and a touchdown, and also scored a touchdown on his first career punt return, a 67-yard score, vs. Tennessee (10/2)
- Became the first rookie in Texans history to record a punt return for a touchdown, vs. Tennessee (10/2)
- Active but did not play in Week 6 vs. Indianapolis (10/16) with an injury
- Caught four passes for 22 yards and logged his first career kickoff return for 19 yards at Denver (10/24) in Week 7
- Inactive for Week 10 at Jacksonville (11/13) with an injury
- Caught one pass for 17 yards at Oakland (11/21) in Week 11
- Tied for second on the team with four receptions for 60 yards, including a long of 33 yards, and returned a career-high three punts for 27 yards vs. San Diego (11/27) in Week 12
- Registered five receptions for a team-leading 59 yards and a 16-yard punt return at Green Bay (12/4) in Week 13
- Registered two receptions for 22 yards at Indianapolis (12/11) in Week 14

2017 STATISTICS

REGULAR SEASON				RECEIVING					RUSHING				
Date	Opp	GP	GS	Rec	Yds	Avg	Lg	TD	Att	Yds	Avg	Lg	TD
9/10	JAX					INACTIVE							
9/14	at CIN					INACTIVE							
9/24	at NE					INACTIVE							
10/1	TEN	1	1	4	35	8.8	16t	2	1	4	4.0	4	0
10/8	KC	1	1	2	57	28.5	48t	2	1	5	5.0	5	0
10/15	CLE	1	1	2	62	31.0	39t	1	0	0	0.0	0	0
10/29	at SEA	-	-	-	-	-	-	-	-	-	-	-	-
11/5	IND	-	-	-	-	-	-	-	-	-	-	-	-
11/12	at LAR	-	-	-	-	-	-	-	-	-	-	-	-
11/19	ARI	-	-	-	-	-	-	-	-	-	-	-	-
11/27	BAL	-	-	-	-	-	-	-	-	-	-	-	-
12/3	at TEN	-	-	-	-	-	-	-	-	-	-	-	-
12/10	SF	-	-	-	-	-	-	-	-	-	-	-	-
12/17	at JAX	-	-	-	-	-	-	-	-	-	-	-	-
12/25	PIT	-	-	-	-	-	-	-	-	-	-	-	-
12/31	at IND	-	-	-	-	-	-	-	-	-	-	-	-
Totals		3	3	8	154	19.3	48t	5	2	9	4.5	5	0

CAREER STATISTICS

REGULAR SEASON				RECEIVING					RUSHING				
Year	Team	GP	GS	Rec	Yds	Avg	Lg	TD	Att	Yds	Avg	Lg	TD
2016	HOU	14	13	47	635	13.5	53	2	1	-3	-3.0	0	0
2017	HOU	3	3	8	154	19.3	48t	5	2	9	4.5	5	0
Totals		17	16	55	789	14.3	53	7	3	6	2.0	5	0
POSTSEASON				RECEIVING					RUSHING				
Year	Team	GP	GS	Rec	Yds	Avg	Lg	TD	Att	Yds	Avg	Lg	TD
2016	HOU	2	2	7	53	7.6	19	0	0	0	0.0	0	0
Totals		2	2	7	53	7.6	19	0	0	0	0.0	0	0

- Logged four receptions for 42 yards and his first career rushing attempt, a three-yard loss, in addition to four punts for 38 yards and one kickoff return for 12 yards vs. Jacksonville (12/18) in Week 15
- Grabbed three receptions for 24 yards at Tennessee (11/17) in Week 17
- Caught four passes for 37 yards vs. Oakland in the AFC Wild Card round, setting the franchise mark for receptions and giving him the second-most receiving yards by a Texans rookie in a postseason game
- Registered three receptions for 16 yards and passed DeVier Posey (47 in 2012) for the most receiving yards by a rookie in Texans postseason history at New England (1/14/17) in the AFC Divisional round

COLLEGE:

- Played three seasons (2013-15) at the University of Notre Dame in South Bend, Ind.
- Had 144 catches for 2,512 receiving yards and 30 touchdowns in his Fighting Irish career
- Named an Associated Press Second-Team All-American and Biletnikoff Award Semifinalist following his senior season in which he compiled 62 catches, 1,258 receiving yards and 14 receiving touchdowns
- Ranked third in the FBS with 15 touchdown catches as a junior in 2014
- Became the fourth player in school history with a pair of touchdown receptions of 72 yards or longer in a single season (Nick Eddy, 1964, Tim Brown, 1986, and Golden Tate, 2009)
- Averaged 17.4 yards per reception and 64.4 yards per game
- Finished second to Michael Floyd (37) for most receiving touchdowns in school history
- Played in 2013 Pinstripe Bowl, 2014 Music City Bowl and 2016 Fiesta Bowl

PERSONAL:

- Attended Roman Catholic High School in Philadelphia
- First-team receiver on 2012 Pennsylvania Sports Writers AAAA All-State football team
- Named as a receiver to Philadelphia Daily News All-City squad for 2012
- First-team receiver on Philadelphia Inquirer All-Southeastern Pennsylvania team
- Named MVP of Philadelphia Catholic League 4A
- Made 57 receptions in 2012 for 932 yards and eight touchdowns in 2012

WILL FULLER V

- Had 10 catches for 232 yards and two touchdowns in 2012 win over Cardinal O'Hara
- Also played cornerback
- Honorable mention Pennsylvania all-state pick as a junior
- Grabbed 46 receptions in 2011 for 758 yards and 10 touchdowns on an 8-3 Roman Catholic team
- All Catholic League 4A pick in 2011 as both a receiver and defensive back
- A first-team All-City selection as a sophomore in 2010 by Philadelphia Daily News
- Caught 39 passes for 650 yards and nine touchdowns in 2010
- Chosen for Semper Fidelis All-American Bowl and played for East squad
- Played for coach Joe McCort
- Son of Bill Fuller and Megan Mitchell
- Enrolled in the College of Arts and Letters, majoring in Africana studies
- Born April 16, 1994

2017 RETURN STATISTICS

REGULAR SEASON			KICKOFFS					PUNTS					
Date	Opp	GP	KR	Yds	Avg	Lg	TD	PR	Yds	Avg	Lg	TD	FC
9/10	JAX												
9/14	at CIN												
9/24	at NE												
10/1	TEN	1	0	0	0.0	0	0	0	0	0.0	0	0	1
10/8	KC	1	0	0	0.0	0	0	1	49	49.0	49	0	0
10/15	CLE	1	0	0	0.0	0	0	2	39	19.5	20	0	1
10/29	at SEA	-	-	-	-	-	-	-	-	-	-	-	-
11/5	IND	-	-	-	-	-	-	-	-	-	-	-	-
11/12	at LAR	-	-	-	-	-	-	-	-	-	-	-	-
11/19	ARI	-	-	-	-	-	-	-	-	-	-	-	-
11/27	at BAL	-	-	-	-	-	-	-	-	-	-	-	-
12/3	at TEN	-	-	-	-	-	-	-	-	-	-	-	-
12/10	SF	-	-	-	-	-	-	-	-	-	-	-	-
12/17	at JAX	-	-	-	-	-	-	-	-	-	-	-	-
12/25	PIT	-	-	-	-	-	-	-	-	-	-	-	-
12/31	at IND	-	-	-	-	-	-	-	-	-	-	-	-
Totals		3	0	0	0.0	0	0	3	88	29.3	49	0	2

CAREER RETURN STATISTICS

REGULAR SEASON			KICKOFFS					PUNTS					
Year	Team	GP	KR	Yds	Avg	Lg	TD	PR	Yds	Avg	Lg	TD	FC
2016	HOU	14	2	31	15.5	19	0	11	165	15.0	67t	1	6
2017	HOU	2	0	0	0.0	0	0	1	49	49.0	49	0	1
Totals		16	2	31	15.5	19	0	12	214	17.8	67t	1	7
POSTSEASON			KICKOFFS					PUNTS					
Year	Team	GP	KR	Yds	Avg	Lg	TD	PR	Yds	Avg	Lg	TD	FC
2016	HOU	2	1	12	12.0	12	0	2	34	17.0	18	0	1
Totals		2	1	12	12.0	12	0	2	34	17.0	18	0	1



KYLE FULLER

CENTER | 6-5 | 315 | BAYLOR

Hometown: Wylie, Texas | Rookie | Age: 23
 Acquired: D7-'17 | 2017 GP/GS: 4/1 | Career GP/GS (Playoffs): 0/0 (0/0)
 Teams: Houston 2017

61

TRANSACTIONS:

Selected by the Houston Texans with the 25th pick in the seventh round (243rd overall) of the 2017 NFL Draft.

2017 (Houston 4/1):

- Played and started his first career game at tackle at Cincinnati (9/14)
- Appeared in relief duty vs. Tennessee (10/1) and paved the way for a 173-yard rushing performance, 445 yards of total offense, six offensive touchdowns and a franchise-record 57 points
- Appeared primarily on special teams vs. Kansas City (10/8)

CAREER AT BAYLOR:

- Played four seasons (2013-16) at Baylor University in Waco, Texas after redshirting the 2012 campaign
- Three-year starting All-Big 12 center who appeared in 52 career games and made 39 career starts
- Anchored the offensive line for nation's most productive offense in 2014-15
- Key cog in paving the way for BU's rushing attack that led the Big 12 in 2015 and 2016, while helping Bears rank fourth or better in sacks allowed in conference over past three years
- Named "Best Offensive Lineman" in state by Dave Campbell's Texas Football
- Two-time Big 12 Commissioner's Honor Roll selection

2016 (Baylor):

- Started all 13 games at center as senior, earning All-Big 12 honors
- Powered an offensive line that blocked for Big 12's best rushing offense (241.8 avg)
- Named first team All-Big 12 by league coaches, Phil Steele and Athlon
- Garnered second-team honors from Associated Press, ESPN and Waco Tribune-Herald
- Led the offensive line with 68 knockdowns on the season
- Four times earned team's Offensive Lineman of Week honors – vs. SMU (9/10), at Rice (9/16), vs. Oklahoma State (9/24) and at Iowa State (10/1)

2015 (Baylor):

- Starting center in all 13 games as junior, earning All-Big 12 honors for a second consecutive season
- Anchored an offensive line that paved way for the nation's No. 2-ranked rushing offense (326.7 avg.) and led the Big 12 with 1.15 average sacks allowed
- Named second-team All-Big 12 by Associated Press, league coaches, San Antonio-Express News and Waco Tribune-Herald
- Totaled 51 knockdowns on season
- Named to USA Today All-Bowl team for his career-high seven knockdown performance in Baylor's Russell Athletic Bowl victory vs. North Carolina (12/29) in which the Bears tallied up 645 rushing yards and seven rushing touchdowns

2014 (Baylor):

- Started at center in all 13 games as sophomore for the Big 12 champions
- Earned 2014 All-Big 12 honorable mention from league coaches
- Part of a Baylor offensive line that powered running game to 215.5 yards per game (second in Big 12) and ranked fourth in league with 1.85 average sacks allowed
- Named second team All-Texas by Dave Campbell's Texas Football publication
- Named to spring 2015 Big 12 Commissioner's Honor Roll
- One of two offensive players to start every game
- Led team with 49 total knockdowns
- Four times named squad's lineman of week for outstanding play
- Made his first career start in season-opening win vs. SMU (8/31)

2013 (Baylor):

- Appeared in all 13 games as special teamer and reserve offensive lineman as redshirt freshman
- Earned first collegiate letter
- Saw action from scrimmage in nine games, played exclusively on special teams in other four
- Totaled 22 knockdowns and averaged 86.1 percent coaches grade in nine games
- Selected to spring 2014 Big 12 Commissioner's Honor Roll
- Made collegiate debut in season-opening win over Wofford and logged two knockdowns

2012 (Baylor):

- Redshirted his first season on campus

CAREER STATISTICS

REGULAR SEASON GAMES PLAYED/STARTED (PLAYOFFS):

2017 Houston: 4/1
 TOTAL: 4/1 (0/0)

PERSONAL:

- Attended Wylie (Texas) High School
- Played for head coach Bill Howard at WHS
- National position rankings among offensive linemen: No. 37 by ESPN.com, No. 44 by Rivals.com, No. 53 by Scout.com, No. 57 by 247Sports.com
- Ranked among top 100 overall prospects in Texas by ESPN.com (50th), SuperPrep's Texas 121 (50th), Lone Star Recruiting Top 100 (52nd), Rivals.com Texas Postseason Top 100 (55th), 247Sports.com (95th), Houston Chronicle Texas Top 100, Lubbock Avalanche-Journal Top 100, Waco Tribune-Herald Top 100
- Rated No. 9 offensive lineman in state by 2011 Postseason Dave Campbell's Texas Football
- Earned 2011 first-team All-District 10-4A honors
- Son of Larry and Audrey Fuller
- Graduated from Baylor in May 2016 with a degree in communication studies



BRENO GIACOMINI

(BREN-oh JAH-cuh-MEE-nee)

TACKLE | 6-7 | 320 | LOUISVILLE

Hometown: Malden, Mass. | 10th NFL Season | 1st with Texans | Age: 31
 Acquired: FA-17 | 2017 GP/GS: 6/6 | Career GP/GS (Playoffs): 84/76 (5/5)
 Teams: Green Bay 2008-10; Seattle 2010-13; N.Y. Jets 2014-16; Houston 2017

68

TRANSACTIONS:

Selected by the Green Bay Packers with the 15th pick in the fifth round (150th overall) of the 2008 NFL Draft...Waived by the Packers on Sept. 4, 2010...Signed to the Packers practice squad on Sept. 6, 2010...Signed to the Seattle Seahawks active roster on Sept. 29, 2010...Waived by the Seahawks on Oct. 23, 2010...Signed to the Seahawks practice squad on Oct. 26, 2010...Signed to the Seahawks active roster on Nov. 6, 2010...Waived by the Seahawks on Nov. 8, 2010...Signed to the Seahawks practice squad on Nov. 10, 2010...Signed to the Seahawks active roster on Dec. 9, 2010...Signed by the New York Jets as an unrestricted free agent on March 13, 2014...Released by the N.Y. Jets on Feb. 24, 2017...Signed by the Houston Texans on May 16, 2017.

CAREER:

- Tenth-year tackle who has played in 78 career games (70 starts) with the Packers, Seahawks and Jets
- Started 32 consecutive games (2014-15) to open his Jets career before battling injuries and eventually being placed on the Reserve/Injured List in 2016
- Anchored the right side of Seattle's offensive line in each of the Seahawks' three postseason games in 2013, including their victory in Super Bowl XLVIII

2017 (Houston 6/6):

- Started at RT in his Texans debut vs. Jacksonville (9/10)
- Started and helped block for a 168-yard rushing performance at Cincinnati (9/14)
- Helped pave the way for a 125-yard rushing performance with a 300-yard passer at New England (9/24)
- Started and was a captain vs. Tennessee (10/1), paving the way for a 173-yard rushing performance, 445 yards of total offense, six offensive touchdowns and a franchise-record 57 points
- Started at right tackle and helped pave the way for the team's fourth straight game with 110-plus rushing yards, 392 yards of total offense and third straight game with 30-plus points vs. Kansas City (10/8)
- Started at right tackle for the sixth consecutive week and helped pave for the way 340 net yards while the Texans scored 30-plus points for a franchise-record fourth consecutive week vs. Cleveland (10/15)

2016 (N.Y. Jets 5/5):

- Began the season on the Reserve/Physically Unable to Perform List and missed Weeks 1-7
- Returned to start five games at right tackle before being placed on the Reserve/Injured List on Dec. 13

2015 (N.Y. Jets 16/16):

- Started all 16 games for the second-consecutive season
- Starter at right tackle on an offensive line that established a new franchise marks for total yards (5,896) and net passing yards (4,057)
- Paved the way for RB Chris Ivory's AFC-leading 1,070 yards - his first 1,000-yard season
- Anchored an offensive line that allowed just 19 sacks, the fifth-fewest of any quarterback in the league and the lowest total for a 16-game Jets starter since 2001

2014 (N.Y. Jets 16/16):

- Started all 16 games for the first time in his career and helped block for the third-best rushing offense in the NFL

2013 (Seattle 9/9, 3/3):

- Made nine starts at right tackle for a Seattle offense that ranked fourth in the league with 136.8 yards rushing per game
- Started in all three postseason contests, including Seattle's 43-8 win over Denver in Super Bowl XLVIII

2012 (Seattle 16/16, 2/2):

- Started all 16 games for first time in his career in 2012, helping RB Marshawn Lynch to an All-Pro and Pro Bowl season with career highs in yards (1,590), average gain (5.0) and carries (315)

2011 (Seattle 15/8):

- Opened eight games at right tackle and saw action as a reserve in seven others in his first full season with the Seahawks

2010 (Green Bay 0/0, Seattle 0/0):

CAREER STATISTICS

REGULAR SEASON GAMES PLAYED/STARTED (PLAYOFFS):

2008 Green Bay: 1/0 (0/0)
 2009 Green Bay: 0/0 (0/0)
 2010 Green Bay/Seattle: 0/0 (0/0)
 2011 Seattle: 15/8 (0/0)
 2012 Seattle: 16/16 (2/2)
 2013 Seattle: 9/9 (3/3)
 2014 N.Y. Jets: 16/16 (0/0)
 2015 N.Y. Jets: 16/16 (0/0)
 2016 N.Y. Jets: 5/5 (0/0)
 2017 Houston: 6/6
TOTAL: 84/76 (5/5)

- Spent the majority of the season on the Packers and Seahawks practice squads

2009 (Green Bay 0/0):

- Was active for one game but did not play, and inactive for 15, plus the NFC Wild Card game

2008 (Green Bay 1/0):

- Was active for two games and made his NFL debut at Detroit (9/14)

COLLEGE:

- Played four seasons (2004-07) at the University of Louisville (Ky.)
- Began his college career as a converted tight end until his senior season when he became a full-time tackle
- Split time at tightend and tackle for his first three seasons at Louisville
- Helped protect QB Brian Brohm on his way to setting a school record with 30 touchdown passes and 4,204 yards as a senior, which is third best in Louisville single-season history

PERSONAL:

- Attended Malden (Mass.) High School
- Started three seasons for the Golden Tornadoes and earned Greater Boston League all-star honors as a senior
- Majored in sports administration at Louisville
- Founded American Football Without Barriers with college teammate and NFL TE Gary Barnidge. The non-profit organization has held camps in foreign countries since 2013 with the mission of trying to help disadvantaged youths achieve higher levels of fitness, wellness and education while promoting the sport of American football around the globe
- Has a daughter, Alayna



MARCUS GILCHRIST

SAFETY | 5-10 | 200 | CLEMSON

Hometown: High Point, N.C. | 7th NFL Season | 1st with Texans | Age: 28
 Acquired: FA-'17 | 2017 GP/GS: 6/3 | Career GP/GS (Playoffs): 97/72 (2/2)
 Teams: San Diego 2011-14; New York Jets 2015-16; Houston 2017

21

TRANSACTIONS:

Selected by the San Diego Chargers with the 18th pick of the second round (50th overall) of the 2011 NFL Draft...Signed by the New York Jets as an unrestricted free agent on March 18, 2015...Released by the Jets on May 4, 2017... Signed by the Houston Texans on Aug. 1, 2017.

CAREER:

- Posted career highs with 82 total tackles, seven passes defended and three interceptions in 2015
- Started 61 consecutive games between 2013-16
- Shifted from a cornerback to a safety during the 2013 season

2017 (Houston 6/3):

- Notched three tackles and one pass defended in his Texans debut vs. Jacksonville (9/10)
- Recorded three tackles, one pass defended, one sack and one forced fumble at New England (9/24). His sack was the fourth of his career and first since the 2014 season.
- Started his first game of the season and 70th of his career and produced three solo stops while snagging his first interception of the season vs. Tennessee (10/1)
- Tied for the team lead and tied a career-high with nine tackles (seven solo) vs. Kansas City (10/8)
- Started his third consecutive game at safety and produced three tackles vs. Cleveland (10/15)

2016 (N.Y. Jets 13/13):

- Started all 13 games in which he appeared
- Recorded 53 total tackles, two interceptions, three passes defended and one forced fumble
- Picked off passes in consecutive games for the first time in his career (Weeks 7-8)
- Placed on the Reserved/Injured list on Dec. 13, 2016.

2015 (N.Y. Jets 16/16):

- Had a career-year with 82 combined tackles, seven passes defended and three interceptions in his first season as a Jets
- Started all 16 games for the third consecutive season
- Part of a secondary held opposing quarterbacks to just a 57.1 percent completion percentage, the lowest in the league

2014 (San Diego 16/16):

- Started all 16 games for the second consecutive season
- Matched his season high with 76 tackles (59 solo), while adding one sack, an interception, five passes defended and a forced fumble

2013 (San Diego 16/16; 2/2):

- Played in all 16 games for the second-consecutive season, making 16 starts for the first time in his career
- Posted a single-season high 76 tackles and five passes defended, matching his career best with two interceptions
- Also logged a sack, forced fumble and fumble recovery
- Started in two postseason games in his first trip to the playoffs

2012 (San Diego 16/4):

2017 STATISTICS

REGULAR SEASON				TACKLES					SACKS		INTERCEPTIONS					FUMBLES			
Date	Opp	GP	GS	Tot	Solo	Asst	QBH	TFL	Sk	Yds	Int	Yds	Lg	TD	PD	FF	FR	Yds	TD
9/10	JAX	1	0	3	2	1	0	0	0.0	0.0	0	0	0	0	1	0	0	0	0
9/14	at CIN	1	0	1	1	0	0	0	0.0	0.0	0	0	0	0	0	0	0	0	0
9/24	at NE	1	0	3	2	1	0	0	1.0	8.0	0	0	0	0	1	1	0	0	0
10/1	TEN	1	1	2	2	0	0	0	0.0	0.0	1	17	17	0	1	0	0	0	0
10/8	KC	1	1	9	7	2	0	0	0.0	0.0	0	0	0	0	1	0	0	0	0
10/15	CLE	1	1	3	2	1	0	0	0.0	0.0	0	0	0	0	0	0	0	0	0
10/29	at SEA	-	-	-	-	-	-	-	-	-	-	-	-	-	-	-	-	-	-
11/5	IND	-	-	-	-	-	-	-	-	-	-	-	-	-	-	-	-	-	-
11/12	at LAR	-	-	-	-	-	-	-	-	-	-	-	-	-	-	-	-	-	-
11/19	ARI	-	-	-	-	-	-	-	-	-	-	-	-	-	-	-	-	-	-
11/27	at BAL	-	-	-	-	-	-	-	-	-	-	-	-	-	-	-	-	-	-
12/3	at TEN	-	-	-	-	-	-	-	-	-	-	-	-	-	-	-	-	-	-
12/10	SF	-	-	-	-	-	-	-	-	-	-	-	-	-	-	-	-	-	-
12/17	at JAX	-	-	-	-	-	-	-	-	-	-	-	-	-	-	-	-	-	-
12/25	PIT	-	-	-	-	-	-	-	-	-	-	-	-	-	-	-	-	-	-
12/31	at IND	-	-	-	-	-	-	-	-	-	-	-	-	-	-	-	-	-	-
Totals		6	3	21	16	5	0	0	1.0	8.0	1	17	17	0	3	1	0	0	0

CAREER STATISTICS

REGULAR SEASON				TACKLES					SACKS		INTERCEPTIONS					FUMBLES			
Year	Team	GP	GS	Tot	Solo	Asst	QBH	TFL	Sk	Yds	Int	Yds	Lg	TD	PD	FF	FR	Yds	TD
2011	SD	14	4	28	24	4	0	0	0.0	0.0	2	22	21	0	4	0	1	40	0
2012	SD	16	14	55	46	9	3	5	1.0	7.0	0	0	0	0	3	0	0	0	0
2013	SD	16	16	76	58	18	1	3	1.0	12.0	2	43	26	0	5	1	1	0	0
2014	SD	16	16	76	59	17	1	7	1.0	1.0	1	4	4	0	5	2	0	0	0
2015	NYJ	16	16	82	60	22	0	0	0.0	0.0	3	31	31	0	7	0	0	0	0
2016	NYJ	13	13	53	38	15	0	1	0.0	0.0	2	25	25	0	3	1	0	0	0
2017	HOU	6	3	21	16	5	0	0	1.0	8.0	1	17	17	0	3	1	0	0	0
Totals		97	72	391	301	90	5	16	4.0	28.0	11	142	31	0	30	5	2	40	0

POSTSEASON

Year	Team	GP	GS	Tot	Solo	Asst	QBH	TFL	Sk	Yds	Int	Yds	Lg	TD	PD	FF	FR	Yds	TD
2013	SD	2	2	10	8	2	0	0	0.0	0.0	0	0	0	0	0	0	0	0	0
Totals		2	2	10	8	2	0	0	0.0	0.0	0	0	0	0	0	0	0	0	0

ADDITIONAL STATISTICS

Special Teams Tackles (13): 2011 - 6; 2012 - 4; 2013 - 1; 2016 - 2

CAREER GAME HIGHS

Tackles: 9 at NE, 10/25/15 | QBH: 1 5x - last: vs KC, 10/19/14 | TFL: 1 16x - last vs CIN, 9/11/16 | Sacks: 1.0 3x - last: vs. KC, 10/19/14 | INT: 1 10x - last vs CLE, 10/30/16 | PD: 2, 5x - last vs WAS 10/18/15 | FR: 1, vs NYG, 12/8/13

- Appeared in all 16 games for the first time in his career, making four starts
- Collected 55 tackles (46 solo), his first-career sack and three passes defended
- Added four tackles on special teams

2011 (San Diego 14/4):

- Saw action in 14 games, making four starts and posted 28 tackles, one interception and three passes defended
- Logged his single-season best with six special teams tackles.

COLLEGE:

- Played four seasons (2007-10) at Clemson University in Clemson, S.C.
- Was named honorable mention All-ACC as senior and received the team's strength training award prior to final year at Clemson
- Finished his collegiate career with 53 games played, tying a school-record, 211 tackles, three forced fumbles, one interception, 19 passes defended, five tackles for loss and one sack
- Averaged 25.1 yards on kickoff returns and 9.7 yards on punt returns
- Made starts at corner as a senior and free safety as a junior

MARCUS GILCHRIST

PERSONAL:

- Attended T. Gate Andrews High School in High Point, N.C.
- Is a known "Sneakerhead," having a closet loaded with extremely exclusive shoes and sports apparel
- Started doing 200 sit-ups and push-ups a day as a child with the help of his father, Ronny, who is a retired United States Marine.
- Hosts an annual youth football camp in his hometown of High Point, N.C.
- In high school, was a four-year letterman and conference player of year in basketball as a senior and a three-year letterwinner in track who was a member of state-champion 4x200 team



RYAN GRIFFIN

TIGHT END | 6-6 | 255 | CONNECTICUT

Hometown: Londonderry, N.H. | 5th NFL Season | 5th with Texans | Age: 27
 Acquired: D6d-'13 | 2017 GP/GS: 5/5 | Career GP/GS (Playoffs): 61/24 (3/2)
 Teams: Houston 2013-17

84

TRANSACTIONS:

Selected by the Houston Texans with the 33rd pick in the sixth round (201st overall) in the 2013 NFL Draft...Re-signed with the Texans on March 13, 2017.

2017 (Houston 5/5):

- Started his 20th career game vs. Jacksonville (9/10)
- Caught five passes, including his 100th career reception, for 61 yards and a touchdown at New England (9/24)
- Named a team captain before the game and caught two passes for 13 yards vs. Tennessee (10/1)
- Caught three passes for 52 yards vs. Cleveland (10/15), passing Billy Miller (108) for the 10th-most receptions in team history and second-most receptions by a tight end in Texans history and passed Billy Miller (1,146) for the 11th-most receiving yards in team history and third-most receiving yards by a tight end in Texans history

2016 (Houston 16/5, 2/1):

- Part of a Texans TE corps that improved by NFL bests of 102 targets, 74 receptions and 4.6 receptions per game over its 2015 totals and finished with second-best increases of 646 receiving yards and 40.4 receiving yards per game
- Hauled in two passes for 17 yards, including a crucial third-down conversion in the fourth quarter, vs. Chicago (9/11)
- Caught one pass for five yards vs. Kansas City (9/18)
- Led the team and set a single-game career high with eight receptions for 52 yards at New England (9/22)
- Totaled three receptions for a season-high 54 yards vs. Tennessee (10/2) in Week 4
- Caught a career-long 45-yard pass from QB Brock Osweiler in the first quarter vs. Tennessee (10/2), marking the third-longest reception by a tight end in Texans history
- Made his first start of the season and caught two passes for eight yards at Minnesota (10/9) in Week 5
- Grabbed three passes for 34 yards, including a 23-yard reception, vs. Detroit (10/30) in Week 8
- Scored his first touchdown of the season and fifth of his career on a 1-yard pass from QB Brock Osweiler in the first quarter at Jacksonville (11/13) in Week 10
- Logged three receptions for 32 yards and set a single-season career-high in receiving yards (253), surpassing his previous best of 251 yards in 2015, at Oakland (11/21) in Week 11
- Tied for second on the team with four receptions for 36 yards vs. San Diego (11/27) in Week 12
- Finished with four receptions for 35 yards and scored on a 6-yard touchdown pass from QB Brock Osweiler on fourth-and-goal at Green Bay (12/4) in Week 13
- Set a single-game career-high with 85 receiving yards and tied his personal-best with eight receptions vs. Jacksonville (12/18) in Week 15
- Matched his postseason totals from 2015 with three receptions for 29 yards vs. Oakland (1/7/17) in the AFC Wild Card round

2015 (Houston 9/4, 1/1):

- Played in nine games (four starts) and tallied career highs with 20 receptions for 251 yards and two touchdowns
- Started and made one catch for 18 yards vs. Kansas City (9/13)
- Spent Weeks 2-9 on the Reserve/Injured-Designated for Return List
- Played and started his first game since the season opener and caught three passes for 36 yards, which was the team's second-highest total at Cincinnati (11/16)
- Had four catches for a career-high 72 yards and a touchdown vs. New Orleans (11/29). Caught his first touchdown of the season and third of his career on a 10-yard pass from QB Brian Hoyer on the opening possession of the game. Posted a season-long 36-yard reception in the third quarter
- Finished with three catches for 29 yards and a touchdown at Buffalo (12/6). Caught an 8-yard touchdown pass in the first quarter, his second of the season, a single-season ca-

2017 STATISTICS

REGULAR SEASON				RECEIVING					RUSHING				
Date	Opp	GP	GS	Rec	Yds	Avg	Lg	TD	Att	Yds	Avg	Lg	TD
9/10	JAX	1	1	0	0	0.0	0	0	0	0	0	0	0
9/14	at CIN			INACTIVE									
9/24	at NE	1	1	5	61	12.5	35	1	0	0	0	0	0
10/1	TEN	1	1	2	13	6.5	7	0	0	0	0	0	0
10/8	KC	1	1	2	22	11.0	13	0	0	0	0	0	0
10/15	CLE	1	1	3	52	17.3	21	0	0	0	0	0	0
10/29	at SEA	-	-	-	-	-	-	-	-	-	-	-	-
11/5	IND	-	-	-	-	-	-	-	-	-	-	-	-
11/12	at LAR	-	-	-	-	-	-	-	-	-	-	-	-
11/19	ARI	-	-	-	-	-	-	-	-	-	-	-	-
11/27	BAL	-	-	-	-	-	-	-	-	-	-	-	-
12/3	at TEN	-	-	-	-	-	-	-	-	-	-	-	-
12/10	SF	-	-	-	-	-	-	-	-	-	-	-	-
12/17	at JAX	-	-	-	-	-	-	-	-	-	-	-	-
12/25	PIT	-	-	-	-	-	-	-	-	-	-	-	-
12/31	at IND	-	-	-	-	-	-	-	-	-	-	-	-
Totals		5	5	12	148	12.3	35	1	0	0	0	0	0

CAREER STATISTICS

REGULAR SEASON				RECEIVING					RUSHING				
Year	Team	GP	GS	Rec	Yds	Avg	Lg	TD	Att	Yds	Avg	Lg	TD
2013	HOU	15	8	19	244	12.8	40	1	0	0	0.0	0	0
2014	HOU	16	2	10	91	9.1	25	1	0	0	0.0	0	0
2015	HOU	9	4	20	251	12.6	37	2	0	0	0.0	0	0
2016	HOU	16	5	50	442	8.8	45	2	0	0	0.0	0	0
2017	HOU	5	5	12	148	12.3	35	1	0	0	0.0	0	0
Totals		61	24	111	1,176	10.6	45	7	0	0	0.0	0	0
POSTSEASON				RECEIVING					RUSHING				
Year	Team	GP	GS	Rec	Yds	Avg	Lg	TD	Att	Yds	Avg	Lg	TD
2015	HOU	1	1	3	29	9.7	15	0	0	0	0.0	0	0
2016	HOU	2	1	3	29	9.7	13	0	0	0	0.0	0	0
Totals		3	2	6	58	9.7	15	0	0	0	0.0	0	0
CAREER GAME HIGHS													
Receptions: 8, 2x – last: vs. JAX, 12/18/16 (85 yards) Receiving Yards: 85 vs. JAX, 12/18/16 (8 receptions)													
Receiving Long: 45 vs. TEN, 10/2/16 Receiving TDs: 1, 6x – last: at GB, 12/4/16													

- reer-high, and fourth of his career. The score marked his second straight game with a touchdown (12/6)
- Started the AFC Wild Card Game vs. Kansas City (1/9/16) and caught three passes for 29 yards

2014 (Houston 16/2):

- Played in 16 games with two starts and had 10 catches for 91 yards and a touchdown
- Recorded a six-yard catch vs. Washington (9/7)
- Made one catch for eight yards at Dallas (10/5)
- Made a special teams tackle vs. Indianapolis (10/9) in Week 6
- Caught an 8-yard touchdown pass from QB Ryan Fitzpatrick on the Texans' opening drive vs. Tennessee (11/30) in Week 13. It was his first touchdown of the season and second of his career
- Made a season-long 25-yard catch at Jacksonville (12/7) in Week 14
- Had a season-high two catches in his first start of the year at Indianapolis (12/14)
- Had a season-high three catches and matched a season-high with 25 yards vs. Baltimore (12/21) in Week 16
- Started vs. Jacksonville (12/28) in Week 17 and made one catch for eight yards

2013 (Houston 15/8):

- Recorded the first two receptions of his career for 18 yards (9.0 avg.) vs. St. Louis (10/13)
- Made his first career start and saw action on special teams at Kansas City (10/20)
- Caught the first touchdown reception of his career on a 2-yard pass at Arizona (11/10)

RYAN GRIFFIN

- Inactive due to a concussion vs. Oakland (11/17) in Week 11
- Caught a 37-yard pass in his return to action vs. Jacksonville (11/24) in Week 12
- Recorded a career- and team-high six receptions for 62 yards at Indianapolis (12/15)
- Caught five passes and set a new career high with 66 receiving yards, including a career-long 40-yard reception vs. Denver (12/22) in Week 16

COLLEGE:

- Played four seasons (2009-12) at the University of Connecticut in Storrs, Conn. after redshirting the 2008 campaign
- Two-time Second-Team All-Big East selection
- Ranked second among tight ends in the Connecticut record books with 10 receiving touchdowns and 116 career receptions
- Played in the Raycom College Football All-Star Classic
- Caught 29 passes for 484 yards and a career-high six touchdown receptions and was named Second Team All-Big East for the second straight season as a senior in 2012
- Second Team All-Big East selection as a junior and had three receiving touchdowns and a two-point conversion for 20 points in 2011
- Played in all 13 games and started eight as a sophomore
- Saw action in 11 games and 10 starts as a freshman, including the Papajohns.com Bowl vs. South Carolina (Jan. 2)
- Redshirted in 2008
- Majored in communications science

PERSONAL:

- Attended Londonberry (N.H.) High School
- Named first-team all-state by the Nashua Union-Leader and Varsity Magazine
- Carried the ball 95 times for 749 yards and was a team captain as a senior



ANDRE HAL

SAFETY | 5-10 | 190 | VANDERBILT

Hometown: Port Allen, La. | 4th NFL Season | 4th with Texans | Age: 25
 Acquired: D7a-'14 | 2017 GP/GS: 6/6 | Career GP/GS (Playoffs): 51/28 (3/3)
 Teams: Houston 2014-17

29

TRANSACTIONS:

Selected by the Houston Texans with the first pick in the seventh round (216th overall) of the 2014 NFL Draft.

2017 (Houston 6/6):

- Started and recorded six tackles and one tackle-for-loss in the season opener vs. Jacksonville (9/10)
- Totaled four tackles, his first pass defended of the season and first forced fumble of his career at New England (9/24)
- Started his fourth consecutive game and made four tackles while posting the second multi-interception game of his career vs. Tennessee (10/1)
- Tallied a career-high nine total tackles and moved into 15th place in franchise history with his 25th career pass defended vs. Kansas City (10/8)
- Started his sixth game of the season and produced two tackles vs. Cleveland (10/15)

2016 (Houston 15/11, 2/2):

- Completed his first full season as a safety and logged career highs of 46 tackles, two tackles for loss, 1.0 sack and one quarterback hit
- Registered the team's first interception of the year when he picked off Bears QB Jay Cutler in the third quarter vs. Chicago (9/11)
- Notched interceptions in back-to-back games for the first time in his career, having picked off a pass in the 2015 regular season finale against Jacksonville
- Tallied four tackles (two solo) and a pass defended vs. Kansas City (9/18)
- Made four tackles (two solo) at New England (9/22) in Week 3
- Matched a career high with two passes defended and contributed four tackles (three solo) vs. Tennessee (10/2) in Week 4
- Registered the first sack of his career and matched a season high with four tackles (two solo) vs. Indianapolis (10/16) in Week 6
- Logged three tackles (all solo) on defense and tied for second on the team with a career-high two special teams tackles vs. Detroit (10/30) in Week 8
- Active but did not play in Week 13 at Green Bay (12/4)
- Tied a career high with two passes defended, including an interception of Colts QB Andrew Luck that he returned 24 yards, at Indianapolis (12/11) in Week 14
- Matched his season high with four tackles (two solo) vs. Jacksonville (12/18) in Week 15
- Tied his career high with seven tackles (four solo) vs. Cincinnati (12/24) in Week 16
- Registered six tackles (four solo) and his first career playoff pass defended vs. Oakland (1/7/17) in the AFC Wild Card round
- Picked off Patriots QB Tom Brady in the third quarter for his first career postseason interception and finished second on the team with six tackles (four solo) at New England (1/14/17) in the AFC Divisional round

2015 (Houston 16/11, 1/1):

- In his first season at the safety position, played in all 16 games (11 starts) and led the team with four interceptions. Also posted career highs with 34 tackles (26 tackles), 10 passes defended and one tackle for loss
- His four interceptions tied for the second-highest single-season total by a safety in Texans history
- Made one solo tackle vs. Kansas City (9/13)
- Recorded one special teams tackle vs. Tampa Bay (9/27)

2017 STATISTICS

REGULAR SEASON				TACKLES					SACKS		INTERCEPTIONS					FUMBLES				
Date	Opp	GP	GS	Tot	Solo	Asst	QBH	TFL	Sk	Yds	Int	Yds	Lg	TD	PD	FF	FR	Yds	TD	
9/10	JAX	1	1	6	3	3	0	1	0.0	0.0	0	0	0	0	0	0	0	0	0	0
9/14	at CIN	1	1	2	1	1	0	0	0.0	0.0	0	0	0	0	0	0	0	0	0	0
9/24	at NE	1	1	4	3	1	0	0	0.0	0.0	0	0	0	0	1	1	0	0	0	0
10/1	TEN	1	1	4	1	3	0	0	0.0	0.0	2	3	3	0	2	0	0	0	0	0
10/8	KC	1	1	9	4	5	0	9	0.0	0.0	0	0	0	0	1	0	0	0	0	0
10/15	CLE	1	1	2	1	1	0	0	0.0	0.0	0	0	0	0	0	0	0	0	0	0
10/29	at SEA	-	-	-	-	-	-	-	-	-	-	-	-	-	-	-	-	-	-	-
11/5	IND	-	-	-	-	-	-	-	-	-	-	-	-	-	-	-	-	-	-	-
11/12	at LAR	-	-	-	-	-	-	-	-	-	-	-	-	-	-	-	-	-	-	-
11/19	ARI	-	-	-	-	-	-	-	-	-	-	-	-	-	-	-	-	-	-	-
11/27	at BAL	-	-	-	-	-	-	-	-	-	-	-	-	-	-	-	-	-	-	-
12/3	at TEN	-	-	-	-	-	-	-	-	-	-	-	-	-	-	-	-	-	-	-
12/10	SF	-	-	-	-	-	-	-	-	-	-	-	-	-	-	-	-	-	-	-
12/17	at JAX	-	-	-	-	-	-	-	-	-	-	-	-	-	-	-	-	-	-	-
12/25	PIT	-	-	-	-	-	-	-	-	-	-	-	-	-	-	-	-	-	-	-
12/31	at IND	-	-	-	-	-	-	-	-	-	-	-	-	-	-	-	-	-	-	-
Totals		6	6	27	13	14	0	1	0.0	0.0	2	3	0	0	4	1	0	0	0	0

CAREER STATISTICS

REGULAR SEASON				TACKLES					SACKS		INTERCEPTIONS					FUMBLES				
Year	Team	GP	GS	Tot	Solo	Asst	QBH	TFL	Sk	Yds	Int	Yds	Lg	TD	PD	FF	FR	Yds	TD	
2014	HOU	14	0	18	15	3	0	0	0.0	0.0	0	0	0	0	4	0	0	0	0	0
2015	HOU	16	11	34	26	8	0	1	0.0	0.0	4	54	31t	1	10	0	0	0	0	0
2016	HOU	15	11	46	31	15	1	2	1.0	7.0	2	36	24	0	7	0	0	0	0	0
2017	HOU	6	6	26	13	14	0	1	0.0	0.0	2	3	0	0	4	1	0	0	0	0
Totals		51	28	124	85	40	1	4	1.0	7.0	8	93	31	1	25	1	0	0	0	0
POSTSEASON				TACKLES					SACKS		INTERCEPTIONS					FUMBLES				
Year	Team	GP	GS	Tot	Solo	Asst	QBH	TFL	Sk	Yds	Int	Yds	Lg	TD	PD	FF	FR	Yds	TD	
2015	HOU	1	1	5	2	3	0	0	0.0	0.0	0	0	0	0	0	0	0	0	0	0
2016	HOU	2	2	12	7	5	0	0	0.0	0.0	1	6	6	0	3	0	0	0	0	0
Totals		3	3	17	9	8	0	0	0.0	0.0	1	6	6	0	3	0	0	0	0	0

ADDITIONAL REGULAR SEASON STATISTICS

Touchdowns (1): 31-yard interception return (B. Bortles) at Jacksonville (10/18/15)
 Special Teams Tackles (7): 2014 - 3; 2015 - 2; 2016 - 2

CAREER GAME HIGHS

Tackles: 7 vs. PHI, 11/2/14 | TFL: 1, 3x – last: at OAK, 11/21/16 | Sacks: 1.0 vs. IND, 10/16/16
 INT: 2 at JAX, 10/18/15 | PD: 2, 6x – last: at IND, 12/11/16

- In his first career start at safety, recorded the first two interceptions of his career, including one returned for a touchdown, at Jacksonville (10/18). Became the second player in Texans history to record at least two interceptions, including one returned for a touchdown (Aaron Glenn, 12/8/02, 2 INTs returned for TDs). Became the first Texans player with two interceptions in a game since CB Kareem Jackson vs. Baltimore (12/21/14)
- Intercepted Jets QB Ryan Fitzpatrick on New York's final offensive possession to seal the game for the Texans (11/22). Marked his third interception of the season and of his career
- Finished third on the team with a single-game career-high five tackles and contributed with one pass defended at Buffalo (12/6)
- Recorded his first career tackle for loss in the fourth quarter when he brought down Colts RB Frank Gore for a loss of three yards at Indianapolis (12/20). Also added one pass defended in the game
- Led the team with two passes defended at Tennessee (12/27)
- Totaled four tackles (three solo), two passes defended and an interception vs. Jacksonville (1/3/16). Caught his fourth interception of the season, which tied him with Bernard Pollard (four in 2009) for the second-most interceptions by a safety in a season in team history
- Started his first postseason contest in the AFC Wild Card Game vs. Kansas City (1/9/16) and recorded five tackles, including two solo stops

2014 (Houston 14/0):

ANDRE HAL

- Played in 14 games, made 18 tackles and had four passes defended
- Recorded a special teams tackle in his NFL debut vs. Washington (9/7)
- Notched a pass defended at Oakland (9/14)
- Registered his first career tackle, finished with five tackles and a pass defended at Dallas (10/5) in Week 5
- Made four tackles at Pittsburgh (10/20) in Week 7
- Recorded a pair of tackles at Tennessee (10/26) in Week 8
- Registered a career-best seven tackles and two passes defended vs. Philadelphia (11/2) on Week 9
- Recorded a special teams tackle at Cleveland (11/16) in Week 11
- Had a special teams tackle vs. Cincinnati (11/23) in Week 12
- Played vs. Tennessee (11/30) in Week 13
- Inactive in Weeks 14-15
- Played vs. Baltimore (12/21) in Week 16 and vs. Jacksonville (12/28) in Week 17

COLLEGE:

- Played four seasons (2009-13) at Vanderbilt University in Nashville, Tenn.
- Appeared in 50 games and started 29
- Made 133 career tackles with six interceptions and 37 passes defended
- Two-time second team All-SEC (2012,13)

PERSONAL:

- Senior captain and four-year starter at Port Allen (La.) High School
- Named defensive MVP as a senior after notching 53 tackles and four interceptions
- Earned first team 3A All-State honors after returning five kickoffs for scores
- As a junior, posted five interceptions
- Standout in basketball and track & field and former starter on hoops squad
- Member of 3A state champion 4x200-meter relay foursome that also set state record
- Full name is Andre Jeroy Hal



JOEL HEATH

DEFENSIVE END | 6-6 | 295 | MICHIGAN STATE

Hometown: Cincinnati, Ohio | 2nd NFL Season | 2nd with Texans | Age: 24
 Acquired: CFA-'16 | 2017 GP/GS: 6/5 | Career GP/GS (Playoffs): 18/11 (2/0)
 Teams: Houston 2016-17

93

TRANSACTIONS:

Signed by the Houston Texans as a college free agent on May 5, 2016.

2017 (Houston 6/5):

- Started Weeks 1-4 at defensive end and posted four total tackles through the first quarter of the season
- Tallied a career-best four tackles and produced his first sack of the season vs. Kansas City (10/8)

2016 (Houston 12/6, 2/0):

- Inactive for Weeks 1 and 2
- Made his regular season NFL debut and contributed with one tackle at New England (9/22) in Week 3
- Inactive for Week 4 vs. Tennessee (10/2)
- Played 17 snaps on defense and made one solo tackle at Minnesota (10/9) in Week 5
- Saw action as a reserve defensive end vs. Indianapolis (10/16) in Week 6
- Inactive for Week 7 at Denver (10/24)
- Played as a reserve defensive end vs. Detroit (10/30) in Week 8 and at Jacksonville (11/13) in Week 10
- Made his first career start at Oakland (11/21) in Week 11 but did not record any statistics
- Started at defensive end and logged one tackle and his first career quarterback hit vs. San Diego (10/27) in Week 12
- Made one tackle at Green Bay (12/4) in Week 13
- Recorded one quarterback hit at Indianapolis (12/11) in Week 14
- Logged his fourth start of the season and made one solo tackle vs. Jacksonville (12/18) in Week 15
- Became the first undrafted rookie and sixth overall rookie in franchise history (first since OLB Whitney Mercilus in 2012) with 2.0 sacks in a game when he brought down Titans QB Matt Cassel in the first and fourth quarters at Tennessee (1/1/17) in Week 17
- His 2.0-sack game at Tennessee (1/1/17) made him the only undrafted rookie in the NFL to accomplish the feat in 2016 and made him just the 35th player in league history to do so since sacks became an official statistic in 1982
- Made two solo tackles in his first career postseason game vs. Oakland (1/7/17) in the AFC Wild Card round

COLLEGE:

- Played four seasons (2012-15) at Michigan State University in East Lansing, Mich. after redshirting the 2011 campaign
- Three-year letterwinner played in 39 career games, including 24 starts for the Spartans
- Two-year starter on the defensive line (2014-15)
- Had 60 career tackles, including 10.5 for losses and 4.5 sacks
- Named honorable mention All-Big Ten (media) as a senior in 2015 after recording a career-high 31 tackles, including 5.5 for losses (26 yards) and 2.0 sacks (11 yards)
- Earned his bachelor's degree in interdisciplinary studies in social science in December 2015
- Collected six tackles in two bowl games (2015 Cotton, 2015 College Football Playoff Semifinal at Cotton Bowl)
- Had a productive game in the 2015 Cotton Bowl Classic win over No. 4 Baylor, tallying three stops
- Graduated with a bachelor's degree in criminal justice

PERSONAL:

- Attended Mount Healthy Jr/Sr High School in Cincinnati
- Represented the Ohio All-Stars in the June 2011 Big 33 Classic in Hershey, Pennsylvania
- Rated among the nation's top defensive ends by Scout.com (No. 26)
- Named to SuperPrep's and PrepStar's All-Midwest Teams
- Ranked among Ohio's top seniors by Rivals.com (No. 49)

2017 STATISTICS

REGULAR SEASON				TACKLES					SACKS		INTERCEPTIONS					FUMBLES				
Date	Opp	GP	GS	Tot	Solo	Asst	QBH	TFL	Sk	Yds	Int	Yds	Lg	TD	PD	FF	FR	Yds	TD	
9/10	JAX	1	1	2	1	1	0	0	0.0	0.0	0	0	0	0	0	0	0	0	0	0
9/14	at CIN	1	1	1	0	1	0	0	0.0	0.0	0	0	0	0	0	0	0	0	0	0
9/24	at NE	1	1	0	0	0	0	0	0.0	0.0	0	0	0	0	0	0	0	0	0	0
10/1	TEN	1	1	1	1	0	0	0	0.0	0.0	0	0	0	0	0	0	0	0	0	0
10/8	KC	1	0	4	4	0	1	1	1.0	1.0	0	0	0	0	0	0	0	0	0	0
10/15	CLE	1	1	1	1	0	0	0	0.0	0.0	0	0	0	0	0	0	0	0	0	0
10/29	at SEA	-	-	-	-	-	-	-	-	-	-	-	-	-	-	-	-	-	-	-
11/5	IND	-	-	-	-	-	-	-	-	-	-	-	-	-	-	-	-	-	-	-
11/12	at LAR	-	-	-	-	-	-	-	-	-	-	-	-	-	-	-	-	-	-	-
11/19	ARI	-	-	-	-	-	-	-	-	-	-	-	-	-	-	-	-	-	-	-
11/27	at BAL	-	-	-	-	-	-	-	-	-	-	-	-	-	-	-	-	-	-	-
12/3	at TEN	-	-	-	-	-	-	-	-	-	-	-	-	-	-	-	-	-	-	-
12/10	SF	-	-	-	-	-	-	-	-	-	-	-	-	-	-	-	-	-	-	-
12/17	at JAX	-	-	-	-	-	-	-	-	-	-	-	-	-	-	-	-	-	-	-
12/25	PIT	-	-	-	-	-	-	-	-	-	-	-	-	-	-	-	-	-	-	-
12/31	at IND	-	-	-	-	-	-	-	-	-	-	-	-	-	-	-	-	-	-	-
Totals		6	5	9	7	2	1	1	1.0	1.0	0	0	0	0	0	0	0	0	0	0

CAREER STATISTICS

REGULAR SEASON				TACKLES					SACKS		INTERCEPTIONS					FUMBLES				
Year	Team	GP	GS	Tot	Solo	Asst	QBH	TFL	Sk	Yds	Int	Yds	Lg	TD	PD	FF	FR	Yds	TD	
2016	HOU	12	6	8	5	3	4	2	2.0	11.0	0	0	0	0	0	0	0	0	0	0
2017	HOU	6	6	9	7	2	1	1	1.0	1.0	0	0	0	0	0	0	0	0	0	0
Totals		18	11	17	12	5	5	3	3.0	12.0	0	0	0	0	0	0	0	0	0	0
POSTSEASON				TACKLES					SACKS		INTERCEPTIONS					FUMBLES				
Year	Team	GP	GS	Tot	Solo	Asst	QBH	TFL	Sk	Yds	Int	Yds	Lg	TD	PD	FF	FR	Yds	TD	
2016	HOU	2	0	2	2	0	0	0	0.0	0.0	0	0	0	0	0	0	0	0	0	0
Totals		2	0	2	2	0	0	0	0.0	0.0	0	0	0	0	0	0	0	0	0	0

- Three-year starter for Coach Arvie Crouch
- Two-time first-team All-Ohio (Division II) selection by The Associated Press
- Named AP All-Ohio Division II Co-Defensive Player of the Year as a senior
- Two-time first-team AP Southwest All-District pick
- Selected AP Southwest All-District Defensive Player of the Year in 2010
- Two-time first-team all-conference choice
- Voted Fort Ancient Valley Conference Co-Athlete of the Year as a senior
- Produced 5.0 sacks in 2010
- Named to Cincinnati Enquirer's All-Area (Division II-VI) Team as a junior
- Recorded 41 tackles (22 solos, 19 assists) in 2009, finishing third in the conference with 6.5 sacks



BEN HEENEY

INSIDE LINEBACKER | 6-0 | 230 | KANSAS

Hometown: Overland Park, Kan. | 3rd NFL Season | 1st with Texans | Age: 24
 Acquired: FA-'17 | 2017 GP/GS: 0/0 | Career GP/GS (Playoffs): 19/5 (0/0)
 Teams: Oakland 2015-16; New Orleans 2017; Houston 2017

50

TRANSACTIONS:

Selected with the fourth pick in the fifth round (140th overall) of the 2015 NFL Draft by the Oakland Raiders...Waived by the Raiders on Sept. 2, 2017...Signed to the Saints practice squad on Sept. 23, 2017...Signed to the Saints active roster on Sept. 27, 2017...Waived by the Saints on Oct. 3, 2017...Claimed off waivers by the Houston Texans on Oct. 4, 2017.

2017 (New Orleans 0/0; Houston 0/0):

- Inactive for the Saints at Miami (10/1)
- Inactive for the Texans vs. Kansas City (10/8)

2016 (Oakland 4/2):

- Started the first two games of the season and registered 11 combined tackles
- Appeared in Weeks 3-4 and made two defensive stops, one quarterback hit and two special teams tackles

2015 (Oakland 15/3):

- Recorded seven total tackles, his first career sack, a quarterback hit, a tackle for loss and a pass defended at Detroit (11/22)
- Made his first NFL start and recorded 0.5 sacks vs. Kansas City (12/6)
- Produced his second full sack vs. Green Bay (12/20)
- Tallied a career-high seven solo tackles vs. San Diego (12/24)

COLLEGE:

- Played four seasons (2011-14) at the University of Kansas in Lawrence, Kan.
- Two-time team captain who was a unanimous selection to the 2014 All-Big 12 First Team
- Finished his career with 334 total tackles, 36.0 tackles for loss, 3.5 sacks, four interceptions and three forced fumbles
- Became the highest draft pick out of Kansas since the 2010 NFL Draft

PERSONAL:

- Attended Hutchinson High School in Hutchinson, Kan.
- Son of Joe and Mitzi Heene
- Father and two uncles played baseball at Kansas
- Rushed for a school record 333 yards in a high school game

2017 STATISTICS

REGULAR SEASON				TACKLES					SACKS		INTERCEPTIONS					FUMBLES				
Date	Opp	GP	GS	Tot	Solo	Asst	QBH	TFL	Sk	Yds	Int	Yds	Lg	TD	PD	FF	FR	Yds	TD	
Week 1				NOT ON ROSTER																
Week 2				NOT ON ROSTER																
WITH NEW ORLEANS				PRACTICE SQUAD																
9/24	at CAR			INACTIVE																
10/1	at MIA			INACTIVE																
WITH HOUSTON				INACTIVE																
10/8	KC			INACTIVE																
10/15	CLE			INACTIVE																
10/29	at SEA	-	-	-	-	-	-	-	-	-	-	-	-	-	-	-	-	-	-	-
11/5	IND	-	-	-	-	-	-	-	-	-	-	-	-	-	-	-	-	-	-	-
11/12	at LAR	-	-	-	-	-	-	-	-	-	-	-	-	-	-	-	-	-	-	-
11/19	ARI	-	-	-	-	-	-	-	-	-	-	-	-	-	-	-	-	-	-	-
11/27	at BAL	-	-	-	-	-	-	-	-	-	-	-	-	-	-	-	-	-	-	-
12/3	at TEN	-	-	-	-	-	-	-	-	-	-	-	-	-	-	-	-	-	-	-
12/10	SF	-	-	-	-	-	-	-	-	-	-	-	-	-	-	-	-	-	-	-
12/17	at JAX	-	-	-	-	-	-	-	-	-	-	-	-	-	-	-	-	-	-	-
12/25	PIT	-	-	-	-	-	-	-	-	-	-	-	-	-	-	-	-	-	-	-
12/31	at IND	-	-	-	-	-	-	-	-	-	-	-	-	-	-	-	-	-	-	-
Totals		0	0	0	0	0	0	0	0.0	0.0	0	0	0	0	0	0	0	0	0	0

CAREER STATISTICS

REGULAR SEASON				TACKLES					SACKS		INTERCEPTIONS					FUMBLES			
Year	Team	GP	GS	Tot	Solo	Asst	QBH	TFL	Sk	Yds	Int	Yds	Lg	TD	PD	FF	FR	Yds	TD
2015	OAK	15	3	33	27	6	3	5	2.5	17.5	0	0	0	0	1	1	0	0	0
2016	OAK	4	2	13	11	2	1	0	0.0	0.0	0	0	0	0	0	0	0	0	0
2017	NO	0	0	0	0	0	0	0	0.0	0.0	0	0	0	0	0	0	0	0	0
2017	HOU	0	0	0	0	0	0	0	0.0	0.0	0	0	0	0	0	0	0	0	0
Totals		19	5	46	38	8	4	4	2.5	17.5	0	0	0	0	1	1	0	0	0

ADDITIONAL STATISTICS

Special Teams Tackles: 7

TEXANS BIOS



DEANDRE HOPKINS

(dee-ANDRE)

WIDE RECEIVER | 6-1 | 210 | CLEMSON

Hometown: Central, S.C. | 5th NFL Season | 5th with Texans | Age: 25
 Acquired: D1-'13 | 2017 GP/GS: 6/6 | Career GP/GS (Playoffs): 70/70 (3/3)
 Teams: Houston 2013-17

10

TRANSACTIONS:

Selected by the Houston Texans with the 27th pick in the first round (27th overall) of the 2013 NFL Draft.

HONORS:

- 2013 PFWA All-Rookie Team
- 2013 Texans Rookie of the Year
- NFL Offensive Rookie of the Month (Sept. 2013)
- AFC Offensive Player of the Week (Week 6, 2015)
- 2015 Pro Bowl
- 2015 AP NFL All-Pro Second Team

CAREER:

- Ranks second in franchise history with 4,869 yards receiving, tied for second with 29 receiving touchdowns, and third with 354 receptions
- Currently the Texans all-time leader in yards per reception at 13.8
- Has 14 100-yard games in his career, which is second-most in franchise history and tied Andre Johnson (13 from 2003-06) for the most 100-yard receiving games in the first four years of a player's career in franchise history
- Extended his streak of consecutive regular season games started to 68, which ranks second among all active NFL wide receivers, and has caught a pass in all 68 games played
- Owns the third-most career receiving yards (201) in Texans postseason history
- Passed WR Andre Johnson (3,953 from 2003-06) for the most receiving yards by a Texans player in the first four seasons of his career, vs. Detroit (10/30/16)
- Passed Andre Johnson (311 from 2003-06) for the most receptions (312) in the first four years of a player's career in Texans history, at Tennessee (1/1/17)
- His 11 receptions and 136 receiving yards in the playoffs are the fourth-highest totals in Texans postseason history
- At 23 years, 169 days old, became the third-youngest player in NFL history to reach 200 career receptions and 3,000 career receiving yards, behind only WR Larry Fitzgerald (23 years, 108 days) and WR David Boston (23 years, 126 days)
- Became the third wide receiver in NFL history at age 23-or-younger with 1,400 receiving yards and 11 receiving touchdowns in a season (Issac Bruce, Randy Moss)
- Became the first player in NFL history with at least nine catches and 145 receiving yards in three consecutive games (Weeks 4-6, 2015)
- Passed WR Andre Johnson for the most receptions (239), receiving yards (3,533), receiving touchdowns (19) and 100-yard receiving games (11) in a player's first three seasons in franchise history
- Set a franchise record for the most receiving touchdowns in a single season (10) in 2015, surpassing WR Andre Johnson's previous record of nine in 2009
- The 25th player in NFL history to amass 2,000 yards receiving through his first two seasons
- Became the second player in franchise history to eclipse the 1,000-yard mark in 2014 (WR Andre Johnson 2004, 06, 2008-10, 2012-13). Accomplished the feat vs. Tennessee (11/30/14) in the 12th game of the season
- Reached 1,000 career yards receiving in his 19th game
- Reached 2,000 career yards receiving in his 31st game. The second youngest (22 years, 198 days) player in NFL history to reach 2,000 yards
- Became the fastest player in team history to reach 3,000 receiving yards, doing so in his 42nd career game. The previous record was held by Andre Johnson (48 games)
- Reached 100 career catches in his 27th game
- Became the fastest player in team history to reach 200 receptions, doing so in his 42nd career game. The previous record was held by WR Andre Johnson (43 games)
- Became the first player in team history to accumulate 1,000 receiving yards in the first 10 games of a season (2015)
- Second player under the age of 24 to amass 3,500 career receiving yards (Randy Moss)
- Had a career-high 238 yards vs. Tennessee (11/30/14), which was the fourth 200-yard receiving game in franchise history. Averaged 26.4 yards per reception, which was the highest single-game average for a player with at least five receptions in franchise history
- His six 100-yard games in 2015 tied for the second-most in a season in franchise history
- Had a streak of four consecutive 100-yard receiving games from Week 3 to 6 in 2015, which is tied for the longest in franchise history
- Became the second player in franchise history to record a 100-catch season in 2015
- Had 81 receptions through 11 games in 2015, which was the most by any player 23-or-younger in NFL history
- In 2015, set single-season career highs in receptions (111), receiving yards (1,521), receiving touchdowns (11) and 100-yard receiving games (six) in 2015. Ranked third in the NFL in receptions and receiving yards and tied for seventh in receiving touchdowns
- Finished the 2015 regular season with the third-most receptions (111), fourth-most receiving yards (1,521) and the most receiving touchdowns (11) in a single season in franchise history

2017 STATISTICS

REGULAR SEASON				RECEIVING					RUSHING				
Date	Opp	GP	GS	Rec	Yds	Avg	Lg	TD	Att	Yds	Avg	Lg	TD
9/10	JAX	1	1	7	55	7.9	12	1	0	0	0.0	0	0
9/14	at CIN	1	1	7	73	10.4	25	0	0	0	0.0	0	0
9/24	at NE	1	1	7	76	10.9	21	0	0	0	0.0	0	0
10/1	TEN	1	1	10	107	10.7	21	1	0	0	0.0	0	0
10/8	KC	1	1	4	52	13.0	34t	3	0	0	0.0	0	0
10/15	CLE	1	1	2	19	9.5	16	1	0	0	0.0	0	0
10/29	at SEA	-	-	-	-	-	-	-	-	-	-	-	-
11/5	IND	-	-	-	-	-	-	-	-	-	-	-	-
11/12	at LAR	-	-	-	-	-	-	-	-	-	-	-	-
11/19	ARI	-	-	-	-	-	-	-	-	-	-	-	-
11/27	BAL	-	-	-	-	-	-	-	-	-	-	-	-
12/3	at TEN	-	-	-	-	-	-	-	-	-	-	-	-
12/10	SF	-	-	-	-	-	-	-	-	-	-	-	-
12/17	at JAX	-	-	-	-	-	-	-	-	-	-	-	-
12/25	PIT	-	-	-	-	-	-	-	-	-	-	-	-
12/31	at IND	-	-	-	-	-	-	-	-	-	-	-	-
Totals		6	6	37	382	10.3	34t	6	0	0	0.0	0	0

CAREER STATISTICS

REGULAR SEASON				RECEIVING					RUSHING				
Year	Team	GP	GS	Rec	Yds	Avg	Lg	TD	Att	Yds	Avg	Lg	TD
2013	HOU	16	16	52	802	15.4	66	2	0	0	0.0	0	0
2014	HOU	16	16	76	1,210	15.9	76t	6	0	0	0.0	0	0
2015	HOU	16	16	111	1,521	13.7	61t	11	0	0	0.0	0	0
2016	HOU	16	16	78	954	12.2	51	4	0	0	0.0	0	0
2017	HOU	6	6	37	382	10.3	34t	6	0	0	0.0	0	0
Totals		70	70	354	4,869	13.8	76t	29	0	0	0.0	0	0

POSTSEASON				RECEIVING					RUSHING				
Year	Team	GP	GS	Rec	Yds	Avg	Lg	TD	Att	Yds	Avg	Lg	TD
2015	HOU	1	1	6	69	11.5	17	0	0	0	0.0	0	0
2016	HOU	2	2	11	132	12.0	38	1	0	0	0.0	0	0
Totals		3	3	17	201	11.8	38	1	0	0	0.0	0	0

ADDITIONAL STATISTICS

Regular Season Misc. Tackles (14): 2013 - 3; 2014 - 1; 2015 - 4; 2016 - 6 | Postseason Misc. Tackles (2): 2015 - 1; 2016 - 1

CAREER GAME HIGHS

Receptions: 11 vs. IND, 10/8/15 (169 yards) | Receiving Yards: 238 vs. TEN, 11/30/14 (9 receptions)
 Receiving Touchdowns: 3 vs. Kansas City, 10/8/17 | Receiving Long: 76t vs. WAS, 9/7/14

2017 (Houston 6/6):

- Registered game-highs with seven receptions for 55 yards in the season opener vs. Jacksonville (9/10). With a touchdown reception in the season opener, Hopkins has recorded a receiving score in four consecutive Week 1's
- Caught seven passes for the second consecutive week and totaled 73 yards at Cincinnati

DEANDRE HOPKINS

(9/14). This marks the first time Hopkins has recorded seven-plus receptions in consecutive games to open a season and the third time he's had this streak at any point in his career.

- Caught seven passes for the third straight game and tallied a season-high 76 yards at New England (9/24). Hopkins passed Owen Daniels for the second-most receiving yards (4,617) and third-most scrimmage yards (4,617) in team history
- Started his 68th consecutive game, the second longest active streak by a receiver in the NFL, vs. Tennessee (10/1) and recorded 10 receptions, the second highest total in his career, for 107 yards and one touchdown. Dating back to last season, Hopkins has caught at least seven passes in five consecutive games, which is the longest streak in the NFL. With the performance, Hopkins moves into sole possession of second place in team history with 25 touchdown receptions and recorded the 14th 100-yard performance of his career.
- Posted four receptions for 52 yards and a career-best three touchdown receptions vs. Kansas City (10/8). He became the second player in team history with three-or-more touchdown receptions in a single game and passed Kevin Walter (25) for the fifth most touchdowns in franchise history. Through the first five weeks of the season, Hopkins ranks second in the NFL in receptions (35) and touchdown receptions (five)
- Caught two passes for 19 yards and one touchdown vs. Cleveland (10/15). Hopkins has recorded five touchdowns in his last three games for the first time in his career and is on the second three-game scoring streak of his career. Hopkins is now tied with Owen Daniels for the second-most receiving touchdowns in team history with 29.

2016 (Houston 16/16, 2/2):

- Finished tied for second in the NFL in third-down receptions (28), tied for 24th in receptions (78) and 29th in receiving yards (954)
- Led the team in receptions, receiving yards and tied for the lead in touchdowns
- Finished tied for the team lead with five receptions for 54 yards and a touchdown in the season opener vs. Chicago (9/11)
- Scored on a 23-yard touchdown pass in the second quarter, marking his 20th career touchdown reception and third straight season opener (2014-16) with a touchdown, vs. Chicago (9/11)
- Also recorded his fourth career touchdown in Week 1 games, which passes former Texans WR Andre Johnson for the most in team history, vs. Chicago (9/11)
- Led the team with seven receptions for 113 yards and a touchdown, which marked his 12th career 100-yard receiving performance, vs. Kansas City (9/18)
- Led the team with a season-high nine receptions, his most in a single game since Week 6 of the 2015 season, for 71 yards vs. Indianapolis (10/16) in Week 6
- Finished second on the team with four receptions for a team-leading 44 yards vs. Detroit (10/30) in Week 8
- Passed Andre Johnson (3,953 from 2003-06) for the most receiving yards by a Texans player in the first four seasons of his career, vs. Detroit (10/30)
- Surpassed 4,000 receiving yards for his career with a team-high five receptions for 48 yards at Jacksonville (11/13) in Week 10
- Finished second on the team with five receptions for 58 yards at Oakland (11/21) in Week 11
- Led the team with five receptions for 70 yards, averaging 14.0 yards per catch, vs. San Diego (11/27) in Week 12
- Finished with three receptions for 58 yards, including a 44-yard touchdown grab in the fourth quarter that marked his longest reception of the season, at Green Bay (12/4) in Week 13
- Led the team with eight receptions for 87 yards, as he surpassed 300 receptions for his career, vs. Jacksonville (12/18) in Week 15
- Totaled three receptions for a team-leading 43 receiving yards vs. Cincinnati (12/24)
- Recorded seven receptions for a season-high 123 yards, marking his second 100-yard game of the season, at Tennessee (1/1/17) in Week 17
- Led the team with five receptions for 67 yards and his first career postseason touchdown vs. Oakland (1/7/17) in the AFC Wild Card round
- Posted team highs of six receptions for 65 yards at New England (1/14/17) in the AFC Divisional round

2015 (Houston 16/16, 1/1):

- Earned Pro Bowl and Associated Press NFL All-Pro Second Team honors
- Started all 16 games and set career highs with 111 receptions, 1,521 yards, six 100-yard receiving games and a franchise-record 11 receiving touchdowns
- Ranked third in the NFL in receptions and yards and tied for seventh in receiving touchdowns
- Finished the regular season with the third-most receptions, fourth-most receiving yards and the most receiving touchdowns in a single season in franchise history
- Passed WR Andre Johnson for the most receptions (239), receiving yards (3,533), receiving touchdowns (19) and 100-yard receiving games (11) in a player's first three seasons in franchise history
- Led both teams with 98 receiving yards and two receiving touchdowns on nine receptions vs. Kansas City (9/13). Scored 14 total points (two receiving touchdowns, one two-point conversion), which was the second-highest single-game total by a wide receiver in team history. Caught a touchdown pass in his third consecutive home opener (2013-15). Passed RB Arian Foster (2,041) for the fourth-most career receiving yards in team history
- Finished with five receptions for 53 yards at Carolina (9/20)
- Led the team with eight receptions for 101 yards (12.6 avg.) and a touchdown vs. Tampa Bay (9/27). Had three receiving touchdowns in the first three games, which tied for the most by a

Texans player through the first three games of a season. Tied WR Jacoby Jones (11) for the seventh-most career touchdown receptions in team history

- Recorded 157 receiving yards with nine receptions at Atlanta (10/4). Posted back-to-back 100-yard receiving games for the first time in his career (Weeks 3-4)
- Led the team with a career-high 11 catches for 169 yards and posted his first career game with 10-or-more receptions vs. Indianapolis (10/8)
- Caught 10 passes for 148 yards and two touchdowns at Jacksonville (10/18). Recorded his fourth consecutive 100-yard receiving game, which tied the franchise record (WR Andre Johnson, 2008). Became the first player in NFL history with at least nine catches and 145 receiving yards in three consecutive games (Weeks 4-6). Had the second-most receptions (52) and fourth-most yards (726) through six games in NFL history. Second player in team history with back-to-back games with 10 catches. Tied WR Corey Bradford (five) for the most receiving touchdowns in the first six games of a season in Texans history. Passed WR Jabar Gaffney (171) for the fifth-most career receptions in team history. Passed RB Steve Slaton (2,643) for the sixth-most career scrimmage yards in team history
- Passed WR Andre Johnson (35 in 2006) for the second-most receptions in a single October in Texans history. Finished the month with 36 receptions for 524 yards and two touchdowns. His receiving yards totals also ranked as the second-most in October in team history
- Caught six passes for 50 yards in the game at Miami (10/25). Ended a streak of consecutive 100-yard receiving games at four, which tied the franchise record (Weeks 3-6)
- Led the team with eight receptions for 94 yards and a touchdown vs. Tennessee (11/1). Passed WR Andre Johnson (2,806) for the most receiving yards in a player's first three seasons in franchise history. Caught a 21-yard touchdown pass from QB Brian Hoyer in the first quarter to give the team a 7-3 lead
- Caught five passes for 57 yards and a touchdown at Cincinnati (11/16). Set a single-season career-high in touchdown receptions, surpassing his previous high of six in 2014. Passed RB Arian Foster (14) for the fifth-most career receiving touchdowns in Texans history
- Led the team with five catches for 118 yards (23.6 avg.) and two touchdowns vs. N.Y. Jets (11/22). Scored a 61-yard receiving touchdown in the second quarter, the second-longest touchdown reception of his career. Scored again on a 20-yard pass in the third quarter to give the team a 24-10 lead
- At 23 years, 169 days old, became the third-youngest player in NFL history to reach 200 career receptions and 3,000 career receiving yards, behind only WR Larry Fitzgerald (23 years, 108 days) and WR David Boston (23 years, 126 days)
- Became the fastest player in team history to reach 200 receptions, doing so in his 42nd career game. The previous record was held by WR Andre Johnson (43 games)
- Became the fastest player in team history to reach 3,000 receiving yards, doing so in his 42nd career game. The previous record was held by WR Andre Johnson (48 games)
- Became the first player in team history to accumulate 1,000 receiving yards in the first 10 games of a season
- Notched his 10th career 100-yard receiving game, passing WR Andre Johnson (nine) for the most 100-yard receiving games in a player's first three seasons in team history
- Tied TE Owen Daniels (four) for the second-most career multiple-touchdown games in Texans history
- Tied WR Andre Johnson (three in 2009) for the most multiple-touchdown games in a single season in team history
- Caught five passes for 36 yards vs. New Orleans (11/29). Passed WR Andre Johnson (208) for the most receptions in a player's first three seasons in team history. His 81 receptions were the most by any player 23-or-younger through 11 team games in NFL history, according to Elias. Set a single-season career-high in receptions, surpassing his previous best of 76 in 2014
- Caught five passes for 88 yards and a touchdown at Buffalo (12/6). Scored on a 29-yard pass from QB Brian Hoyer in the fourth quarter to tie the game at 21
- Caught three passes for 52 yards (17.3 avg.), including a long of 40 yards, vs. New England (12/13). Set a single-season career-high in receiving yards, surpassing his previous high of 1,210 receiving yards in 2014
- Led the team with eight receptions for 94 yards at Indianapolis (12/20)
- Led the team with seven receptions for 117 yards, including a long reception of 44 yards, and a touchdown at Tennessee (12/27). With his third reception of the game in the second quarter, became the second player in franchise history to record a 100-catch season. Passed WR Andre Johnson (103 in 2006) for the fourth-most receptions in a single season in team history. Passed WR Andre Johnson (1,407 in 2013) for the fourth-most receiving yards in a single season in Texans history. Scored his 11th touchdown of the season and 19th of his career on a 15-yard reception from QB Brandon Weeden in the third quarter, which was a franchise record for the most receiving touchdowns in a single season. Increased his season totals to 104 receptions for 1,432 yards and 11 touchdowns. Logged his sixth 100-yard game of the season, which tied for the second-most such games in a season in franchise history
- Became just the third wide receiver in NFL history at age 23-or-younger with 1,400 receiving yards and 11 receiving touchdowns in a season (WR Issac Bruce, WR Randy Moss)
- Led the team with seven receptions for 89 yards, including a long of 20 yards vs. Jacksonville (1/3/16)
- Extended his streak of consecutive regular season games started to 48, which ranked second among all active NFL wide receivers
- Caught a pass in his 48th straight regular season game
- In his first career playoff start, led the team with six receptions for 69 yards in the AFC Wild Card Game vs. Kansas City (1/9/16). His receiving yardage total ranked as the sixth-highest mark in a postseason game in Texans history, while his reception total ranked seventh

DEANDRE HOPKINS

2014 (Houston 16/16):

- Named a Pro Bowl alternate after becoming the second player in franchise history to eclipse the 1,000-yard mark. Finished his second NFL season with 76 catches for 1,210 yards and six touchdowns
- Hauled in a career long 76-yard touchdown in the second quarter in a win vs. Washington (9/7). Finished the game with four receptions for 89 yards
- Scored a 12-yard touchdown and finished with 22 yards at Oakland (9/14)
- Registered a six-catch, 116-yard performance and went over the 1,000-yard mark for his career against the N.Y. Giants (9/21) in Week 3. Recorded the second 100-yard game of his career
- Set a career high for touchdowns in a season (3) when he caught a 35-yard touchdown pass against Buffalo (9/28) in Week 4. Finished the game with five catches for 64 yards
- Led the team with six receptions for 63 yards at Dallas (10/5) in Week 5
- Posted his third career game with 100 yards receiving, catching six passes for 108 yards at Pittsburgh (10/20) in Week 7
- Moved into eighth place on the franchise's yards receiving list with five receptions for 95 yards at Tennessee (10/26) in Week 8. Entered the game with 1,276 yards receiving and passed RB Domanick Williams (1,276) and TE Joel Dreessen (1,323)
- Recorded his third 100-yard receiving game of the season and fourth of his career vs. Philadelphia (11/2) in Week 9. Caught six passes for 115 yards and a touchdown and tied TE Owen Daniels for the second-most 100-yard receiving games in franchise history with four. Recorded Houston's fourth takeaway of the game, recovering LB DeMeco Ryans' fumble at the Philadelphia 7-yard line in the fourth quarter
- Caught four passes for 80 yards with a long of 41 at Cleveland (11/16) in Week 11
- Caught his 100th career pass and passed his single-season career high (802 yards) in Week 12 vs. Cincinnati. Finished with five catches for 39 yards
- Had career-highs of 238 yards receiving, two touchdowns receiving and nine receptions vs. Tennessee (11/30) in Week 13. It was the fourth 200-yard receiving game and second highest total in franchise history. Averaged 26.4 yards per reception, the highest single-game average for a player with at least five receptions in franchise history. Tied a franchise single-game record with four receptions of 25-plus yards. Became the second player in franchise history to eclipse the 1,000-yard mark in franchise history. Had 117 yards receiving in the first half and 121 in the second half, the first time in his career he had over 100 yards in a single half
- Made four catches for 49 yards at Jacksonville (12/7) in Week 14. Also recovered an offensive fumble to keep a drive alive
- Led all receivers with five receptions for 77 yards at Indianapolis (12/14) in Week 15
- Caught five passes for 38 yards vs. Baltimore (12/21). Became the fifth player in franchise history with more than 2,000 receiving yards and the second-youngest (22 years, 198 days) player in NFL history to reach 2,000 yards receiving. Became the 25th player in NFL history with 2,000 yards receiving through his first two seasons

2013 (Houston 16/16):

- Started all 16 games at wide receiver and finished the season with 52 receptions for 802 yards (15.4 avg.), ranking second in both categories among rookies in franchise history to Andre Johnson's 66 receptions for 976 yards in 2003
- Earned a spot on the PFWA All-Rookie Team and was voted the Texans Rookie of the Year by teammates
- Caught at least one pass in all 16 games
- Named NFL Offensive Rookie of the Month in September after finishing the month with 20 receptions for 270 yards (13.5 avg.) and a touchdown
- Made his first career start at wide receiver in his NFL debut and recorded five receptions for 66 yards (13.2 avg.) at San Diego (9/9) in Week 1
- Recorded seven receptions for 117 yards (16.7 avg.) and the game-winning touchdown in overtime vs. Tennessee (9/15) to become the youngest player in NFL history to score the game-winning touchdown in overtime at 21 years and 101 days
- Had the second-most yards receiving ever by a Texans rookie vs. Tennessee in Week 2, (WR Andre Johnson, 122 at Buffalo, 11/16/03) and tied for the second-most receptions by a rookie in franchise history
- Recorded a game-high six receptions for 60 yards at Baltimore (9/22) in Week 3
- Recorded three receptions for 76 yards (25.3 avg.) and a touchdown at Kansas City (10/20) in Week 7
- Recorded a game-high six receptions for 69 yards (11.5 avg.) at Arizona (11/10)
- Caught two passes for 77 yards (38.5 avg.), including a career-long and franchise-long reception by a rookie 66-yarder vs. New England (12/1) in Week 13

COLLEGE:

- Played three seasons (2010-12) at Clemson (S.C.) University
- Appeared in 39 games, starting 32 contests for the Tigers
- Had 206 receptions for 3,020 yards (14.7 avg) and 27 touchdowns, adding 32 yards on a pair of kickoff returns and 82 yards on 12 punt returns (6.8 avg), to amass 3,134 all-purpose yards, an average of 80.4 yards per game
- The only player in Clemson history with multiple 100-yard receiving performances in bowl games (105 vs. South Florida in the 2010 Meineke Car Care Bowl; 107 vs. West Virginia in the 2012 Orange Bowl; 191 yards vs. Louisiana State in the 2012 Chick-fil-A Bowl), as he

- tallied 32 receptions for 403 yards and three touchdowns in three postseason appearances
- His 206 receptions rank seventh in Atlantic Coast Conference history and second on the school career list, topped by only WR Aaron Kelly (232; 2005-08), as they are the only Tigers to ever catch 200 passes for the university
- His 3,020 receiving yards are the sixth-highest total by an ACC player and set a school record, breaking the previous mark of 2,733 yards by WR Aaron Kelly
- Was the sixth player from an ACC institution to gain 3,000 yards receiving in a career, joining WR Conner Vernon of Duke (3,749; 2009-12), WR Peter Warrick of Florida State (3,517; 1996-99), WR Torry Holt of North Carolina State (3,379; 1995-98), WR Clarkston Hines of Duke (3,318; 1986-89) and WR Jerricho Cotchery of North Carolina State (3,119; 2000-03)
- His 27 touchdown grabs tied WR Herman Moore of Virginia (1988-90) for eighth on the ACC all-time record chart, as it also set a school record
- Majored in community recreation, sport and camp management

PERSONAL:

- Attended D.W. Daniel High School in Central, S.C., playing football for Head Coach Randy Robinson
- Registered 57 receptions for 1,266 yards and 18 touchdowns on offense and 28 interceptions, returning five for touchdowns on defense
- Had 11 punt returns for 289 yards and three touchdowns, along with two kickoff returns for 119 yards and one score as a senior
- Rated the 12th-best receiver in the nation and the state's eighth-best overall prospect by Rivals.com, and was the 14th-ranked cornerback by Scout.com and ESPN rated him the 29th-best athlete
- Super Prep's sixth-ranked athlete in the state, he received All-State first-team honors from the Charlotte Observer and The State, adding All-Southern honors from the Orlando Sentinel
- A finalist for state "Mr. Football" accolades, he was twice named All-State (defense) by the Associated Press
- Participated in the Offense-Defense All American game and the Shrine Bowl
- Two-time Seneca Daily Journal Player-of-the-Year and Anderson Independent Player-of-the-Year choice, in addition to receiving Class AAA All-State honors from the High School Sports Report as a junior and senior
- Added co-region player-of-the-year recognition as a senior and was a three-time all-region pick
- Led D.W. Daniel High to a 37-4 record during his gridiron career
- Was also a four-year starter for the school's basketball team, a three-time All-State choice who tallied more than 1,300 points, 400 rebounds, 600 assists, and 200 steals in his career
- Uncle, the late Terry Smith, had 162 receptions as a Clemson Tiger from 1990-93



LAMARR HOUSTON

OUTSIDE LINEBACKER | 6-3 | 274 | TEXAS

Hometown: San Francisco, Ca. | 8th NFL Season | 1st with Texans | Age: 30
 Acquired: FA-'17 | 2017 GP/GS: 1/0 | Career GP/GS (Playoffs): 91/70 (0/0)
 Teams: Oakland 2010-13; Chicago 2014-17; Houston 2017

58

TRANSACTIONS:

Selected with the 12th pick of the second round (44th overall) in the 2010 NFL Draft by the Oakland Raiders...Signed to the Chicago Bears on March 11, 2014...Released by the Bears on Sept. 6, 2017...Signed to the Houston Texans on Oct. 11, 2017.

2017 (Houston 1/0):

- Finished his Texans debut with one sack vs. Cleveland (10/15)

2016 (Chicago 2/0):

- Played in two games and made four tackles on the season
- Placed on the Reserve/Injured list on Sept. 22

2015 (Chicago 16/2):

- Transitioned from a defensive end to a linebacker
- Started twice in 16 games played
- Posted a career-high 8.0 sacks while adding 13 quarterback hits and 11 tackles for loss
- Recorded 2.0 sacks at San Diego (11/9) and vs. Detroit (1/3)
- Set a career-high with four quarterback hits at San Diego (11/9)

2014 (Chicago 8/8):

- Started all eight games in which he appeared
- Totaled 11 tackles and one sack for the year
- Placed on the Reserve/Injured list on Nov. 3

2013 (Oakland 16/16):

- Played and started in all 16 games
- Tied a career-high with 69 total tackles, notched a career-best 56 solo tackles, added 6.0 sacks and forced a career-most two fumbles on the season
- Recorded seven tackles, one sack, two quarterback hits and two tackles for loss vs. San Diego (10/6)

2012 (Oakland 16/16):

- Started all 16 games for the first time in his career
- Set a career high with 69 total tackles, 49 solo tackles and 20 assisted tackles
- Recorded 12 quarterback hits, set a career-best with 13 tackles for loss, tallied 4.0 sacks, two passes defended, a forced fumble and a fumble recovery on the season
- Made a career-high 12 total tackles with one sack and two tackles for loss at San Diego (12/30)

2011 (Oakland 16/13):

- Played in 16 games with 13 starts on the year
- Made 51 tackles, one sack, five quarterback hits and six tackles for loss
- Recorded the first interception of his career and posted a career-high two passes defended at Houston (10/9)

2010 (Oakland 16/15):

- Appeared in 16 games with 15 starts as a rookie
- Tallied 39 tackles, 5.0 sacks, 14 quarterback hits and eight tackles for loss
- Recorded seven tackles, one sack, one quarterback hit and two tackles for loss at Pittsburgh (11/21)

COLLEGE:

- Played four seasons (2006-09) at the University of Texas in Austin, Texas
- Started his first two seasons at defensive end before transitioning to a defensive tackle for his last two years
- Notched 170 tackles, 15 sacks, 43 tackles for loss, 65 pressures, 13 passes defended, one

2017 STATISTICS

REGULAR SEASON				TACKLES					SACKS		INTERCEPTIONS				FUMBLES					
Date	Opp	GP	GS	Tot	Solo	Asst	QBH	TFL	Sk	Yds	Int	Yds	Lg	TD	PD	FF	FR	Yds	TD	
Week 1																				
Week 2																				
Week 3																				
Week 4																				
Week 5																				
10/15	CLE	1	0	1	1	0	1	0	1.0	9.0	0	0	0	0	0	1	0	0	0	0
10/29	at SEA	-	-	-	-	-	-	-	-	-	-	-	-	-	-	-	-	-	-	-
11/5	IND	-	-	-	-	-	-	-	-	-	-	-	-	-	-	-	-	-	-	-
11/12	at LAR	-	-	-	-	-	-	-	-	-	-	-	-	-	-	-	-	-	-	-
11/19	ARI	-	-	-	-	-	-	-	-	-	-	-	-	-	-	-	-	-	-	-
11/27	at BAL	-	-	-	-	-	-	-	-	-	-	-	-	-	-	-	-	-	-	-
12/3	at TEN	-	-	-	-	-	-	-	-	-	-	-	-	-	-	-	-	-	-	-
12/10	SF	-	-	-	-	-	-	-	-	-	-	-	-	-	-	-	-	-	-	-
12/17	at JAX	-	-	-	-	-	-	-	-	-	-	-	-	-	-	-	-	-	-	-
12/25	PIT	-	-	-	-	-	-	-	-	-	-	-	-	-	-	-	-	-	-	-
12/31	at IND	-	-	-	-	-	-	-	-	-	-	-	-	-	-	-	-	-	-	-
Totals		1	0	1	1	0	1	0	1.0	9.0	0	0	0	0	0	0	0	0	0	0

CAREER STATISTICS

REGULAR SEASON				TACKLES					SACKS		INTERCEPTIONS				FUMBLES				
Year	Team	GP	GS	Tot	Solo	Asst	QBH	TFL	Sk	Yds	Int	Yds	Lg	TD	PD	FF	FR	Yds	TD
2010	OAK	16	15	39	30	9	14	8	5.0	27.0	0	0	0	0	0	1	2	0	0
2011	OAK	16	13	51	36	15	5	6	1.0	3.0	1	15	15	0	3	0	2	0	0
2012	OAK	16	16	69	49	20	12	13	4.0	34.0	0	0	0	0	2	1	1	0	0
2013	OAK	16	16	69	56	13	16	10	6.0	52.0	0	0	0	0	0	2	1	0	0
2014	CHI	8	8	11	8	3	6	3	1.0	11.0	0	0	0	0	1	0	1	0	0
2015	CHI	16	2	42	36	6	13	11	8.0	63.0	0	0	0	0	0	0	1	0	0
2016	CHI	2	0	4	2	2	1	0	0.0	0.0	0	0	0	0	0	0	0	0	0
2017	HOU	1	0	1	1	0	1	0	1.0	9.0	0	0	0	0	0	1	0	0	0
Totals		91	70	286	218	68	68	51	26.0	198.0	1	15	15	0	6	5	8	0	0

- forced fumble and two fumble recoveries in his career
- Named to the Second-Team All-Big 12 team as a senior by the Associated Press

PERSONAL:

- Attended Doherty High School in Colorado Springs, Colo.
- Finished his high school career with 3,325 yards rushing and 49 TDs, along with 239 tackles and 13 sacks in three seasons
- Named the Rocky Mountain News Colorado Defensive Player of the Year and Gatorade's Player of the Year in Colorado as a senior
- A prep All-American and two-time all-state selection as a running back and linebacker
- Cousin, Stan Gill, played running back at Stanford in 1985
- Enjoys playing the piano and drums in his spare time
- Graduated Texas with a degree in corporate communications



KAREEM JACKSON

CORNERBACK | 5-10 | 190 | ALABAMA

Hometown: Macon, Ga. | 8th NFL Season | 8th with Texans | Age: 29
 Acquired: D1-'10 | 2017 GP/GS: 6/4 | Career GP/GS (Playoffs): 106/98 (7/7)
 Teams: Houston 2010-17

25

TRANSACTIONS:

Selected by the Houston Texans with the 20th pick in the first round (20th overall) of the 2010 NFL Draft...Re-signed with the Texans on March 9, 2015.

CAREER:

- 2010 first-round draft pick
- Tied with Dunta Robinson for the most interceptions in Texans history with 13
- Third in team history with 63 career passes defended
- Fourth in Texans history with 429 career tackles
- Eighth in team history with 106 career games played
- Ranks third in Texans history with 29 career postseason tackles
- One of three players (CB Johnathan Joseph and LS Jon Weeks) to play in every postseason game in Texans history
- Scored the first interception return for touchdown of his career at any level when he picked off Titans QB Matt Hasselbeck and returned it 63 yards vs. Tennessee (9/30/12)
- Had his first multi-interception day vs. Baltimore (12/21/14)

2017 (Houston 6/4):

- Recorded six tackles in the season opener vs. Jacksonville (9/10)
- Led the team with seven combined tackles and recorded one quarterback hit, two tackles for loss, his first forced fumble in two seasons and his first career sack at Cincinnati (9/14)
- Started his first game of the season and tallied six tackles and one pass defended at New England (9/24)
- Started his second consecutive game and recorded three tackles vs. Tennessee (10/1)
- Started his third consecutive game and made five tackles vs. Kansas City (10/8)
- Started his fourth straight game and added his fifth game of five-or-more tackles on the season vs. Cleveland (10/15)

2016 (Houston 14/13, 2/2):

- Tied for second on the team with five tackles (four solo), including one for loss in the season opener vs. Chicago (9/11)
- Finished second on the team with six tackles (all solo) and added one pass defended vs. Kansas City (9/18)
- Tied for second on the team with seven tackles, including four solo stops, at New England (9/22) in Week 3
- Notched three solo stops and his second pass defended of the season vs. Tennessee (10/2) in Week 4
- Inactive for Week 5 at Minnesota (10/9) and Week 6 vs. Indianapolis (10/16) with an injury
- Notched five tackles (all solo), one tackle for loss and one pass defended, giving him 60 passes defended for his career, vs. Detroit (10/30) in Week 8
- Intercepted Jaguars QB Blake Bortles and returned it 42 yards for a touchdown, tying him with Dunta Robinson for the most interceptions (13) in Texans history, at Jacksonville (11/13) in Week 10
- Made four solo tackles vs. San Diego (11/27) in Week 12
- Logged five solo tackles at Green Bay (12/4) in Week 13
- Posted a season-high eight tackles (seven solo) at Indianapolis (12/11) in Week 14

2017 STATISTICS

REGULAR SEASON				TACKLES					SACKS		INTERCEPTIONS					FUMBLES			
Date	Opp	GP	GS	Tot	Solo	Asst	QBH	TFL	Sk	Yds	Int	Yds	Lg	TD	PD	FF	FR	Yds	TD
9/10	JAX	1	0	6	4	2	0	0	0.0	0.0	0	0	0	0	0	0	0	0	0
9/14	at CIN	1	0	8	5	3	1	2	1.0	4.0	0	0	0	0	0	1	0	0	0
9/24	at NE	1	1	6	5	1	0	0	0.0	0.0	0	0	0	0	1	0	0	0	0
10/1	TEN	1	1	3	2	1	0	0	0.0	0.0	0	0	0	0	0	0	0	0	0
10/8	KC	1	1	5	3	2	0	0	0.0	0.0	0	0	0	0	0	0	0	0	0
10/15	CLE	1	1	5	2	3	0	0	0.0	0.0	0	0	0	0	1	0	0	0	0
10/29	at SEA	-	-	-	-	-	-	-	-	-	-	-	-	-	-	-	-	-	-
11/5	IND	-	-	-	-	-	-	-	-	-	-	-	-	-	-	-	-	-	-
11/12	at LAR	-	-	-	-	-	-	-	-	-	-	-	-	-	-	-	-	-	-
11/19	ARI	-	-	-	-	-	-	-	-	-	-	-	-	-	-	-	-	-	-
11/27	at BAL	-	-	-	-	-	-	-	-	-	-	-	-	-	-	-	-	-	-
12/3	at TEN	-	-	-	-	-	-	-	-	-	-	-	-	-	-	-	-	-	-
12/10	SF	-	-	-	-	-	-	-	-	-	-	-	-	-	-	-	-	-	-
12/17	at JAX	-	-	-	-	-	-	-	-	-	-	-	-	-	-	-	-	-	-
12/25	PIT	-	-	-	-	-	-	-	-	-	-	-	-	-	-	-	-	-	-
12/31	at IND	-	-	-	-	-	-	-	-	-	-	-	-	-	-	-	-	-	-
Totals		6	4	33	21	12	1	2	1.0	4.0	0	0	0	0	2	1	0	0	0

CAREER STATISTICS

REGULAR SEASON				TACKLES					SACKS		INTERCEPTIONS					FUMBLES			
Year	Team	GP	GS	Tot	Solo	Asst	QBH	TFL	Sk	Yds	Int	Yds	Lg	TD	PD	FF	FR	Yds	TD
2010	HOU	16	16	70	57	13	0	1	0.0	0.0	2	23	23	0	10	0	0	0	0
2011	HOU	15	13	40	35	5	0	2	0.0	0.0	1	0	0	0	6	1	0	0	0
2012	HOU	16	15	53	47	6	0	1	0.0	0.0	4	71	63t	1	17	0	0	0	0
2013	HOU	14	14	56	51	5	0	1	0.0	0.0	0	0	0	0	9	0	1	0	0
2014	HOU	13	13	57	48	9	1	4	0.0	0.0	3	97	65	0	9	0	0	0	0
2015	HOU	12	10	58	52	6	0	1	0.0	0.0	2	77	50	1	6	1	1	34	0
2016	HOU	14	13	62	51	11	0	3	0.0	0.0	1	42	42t	1	4	0	0	0	0
2017	HOU	6	4	33	21	12	1	2	1.0	4.0	0	0	0	0	2	1	0	0	0
Totals		106	98	429	362	67	2	15	1.0	4.0	13	310	65	3	63	3	2	34	0
POSTSEASON				TACKLES					SACKS		INTERCEPTIONS					FUMBLES			
Year	Team	GP	GS	Tot	Solo	Asst	QBH	TFL	Sk	Yds	Int	Yds	Lg	TD	PD	FF	FR	Yds	TD
2011	HOU	2	2	8	7	1	0	0	0.0	0.0	0	0	0	0	1	0	0	0	0
2012	HOU	2	2	6	4	2	0	0	0.0	0.0	0	0	0	0	2	0	0	0	0
2015	HOU	1	1	7	6	1	0	0	0.0	0.0	0	0	0	0	1	0	0	0	0
2016	HOU	2	2	8	4	4	0	0	0.0	0.0	0	0	0	0	0	0	0	0	0
Totals		7	7	29	21	8	0	0	0.0	0.0	0	0	0	0	4	0	0	0	0

ADDITIONAL STATISTICS

Touchdowns (3): vs. TEN, 9/30/12 (63-yard INT return); vs. JAX, 1/3/16 (27-yard INT return); at JAX, 11/13/16 (42-yard INT return)

CAREER GAME HIGHS

Tackles: 9, 2x – last: vs. NE, 12/13/15 | INT: 2 vs. BAL, 12/21/14 | Return Yards: 65 at OAK, 9/14/14
 PD: 2, 14x – last: vs. IND, 10/8/15 | FR: 1, 2x – last: at IND, 12/20/15 | FF: 1, 2x – last: at TEN, 12/27/15

- Brought down Bengals WR Cody Core for a 1-yard loss in the first quarter for his third tackle for loss of the season and 13th of his career vs. Cincinnati (12/24) in Week 16
- Played in his 100th career game and made two tackles (one solo) at Tennessee (1/17/17) in Week 17, which tied him with Dunta Robinson (396) for the fourth-most career tackles in Texans history
- Tied for fifth on the team with four tackles vs. Oakland (1/7/17) in the AFC Wild Card round

2015 (Houston 12/10, 1/1):

- Played in 12 games (10 starts) and contributed with a career-high 58 tackles (52 solo), six passes defended, two interceptions, including one returned for a touchdown, one forced fumble, one fumble recovery and one tackle for loss
- Made six solo tackles vs. Kansas City (9/13)
- Made four tackles (three solo) at Carolina (9/20)
- Posted a team-high six solo tackles vs. Tampa Bay (9/27)

KAREEM JACKSON

- Tied for second on the team with five tackles (four solo) at Atlanta (10/4)
- Inactive in Weeks 7-11
- Intercepted Saints QB Drew Brees in the fourth quarter and returned it 50 yards vs. New Orleans (11/29). The interception marked his first of the season and 11th of his career, tying DB Marcus Coleman and DB Aaron Glenn for the third-most career picks in franchise history. Finished the game with four tackles (two solo), one interception and one tackle for loss
- Tied for the team lead with six tackles, including five solo stops at Buffalo (12/6)
- Led the team with nine solo tackles to go along with one pass defended vs. New England (12/13). His tackle total tied a single-game career-high, having last accomplished the feat on Oct. 5, 2014 at Dallas
- Recovered a fumble forced by CB Johnathan Joseph on Colts WR Griff Whalen in the fourth quarter at Indianapolis (12/20), which led to a field goal and increased Houston's lead to 16-10. It marked his first fumble recovery of the season and second of his career. Also added four solo tackles in the game
- Forced a fumble on Titans RB Antonio Andrews in the first quarter at Tennessee (12/27). S Quintin Demps recovered the ball and returned it for a touchdown. Led the team with five solo tackles, to go along with a forced fumble and a pass defended. Passed DB Marcus Coleman (56) for the third-most career passes defended in team history
- Notched three solo tackles, one interception returned for a touchdown and one pass defended vs. Jacksonville (1/3/16). Returned an interception for a touchdown in the fourth quarter, his first of the season and second of his career. Tied CB Johnathan Joseph (12) for the second-most career interceptions in franchise history. Tied LB DeMeco Ryans (86) for the 12th-most regular season games played in Texans history
- Contributed with seven tackles (six solo) and one pass defended in Wild Card Game vs. Kansas City (1/9/16)

2014 (Houston 13/13):

- Started all 13 games he played in and ended the season with 57 tackles and nine passes defended. Tied for the team lead with three interceptions
- Started and made eight tackles vs. Washington (9/7) in Week 1
- Intercepted a pass and returned it for a career best 65 yards and registered two pass defended and two tackles at Oakland (9/14) in Week 2
- Recorded two tackles, two tackles for loss and one pass defended at N.Y. Giants (9/21)
- Notched six tackles and a pass defended vs. Buffalo (9/28) in Week 4
- Tied for the team-lead and matched a career-high with nine tackles in Week 5 at Dallas (10/5)
- Made five tackles vs. Indianapolis (10/9) in Week 6
- Was second on the team with five tackles and had a quarterback hit at Pittsburgh (10/20) in Week 7
- Registered four tackles, a tackle for loss and two passes defended at Tennessee (10/26) in Week 8
- Made one tackle vs. Philadelphia (11/2) in Week 9 before leaving the game due to injury
- Inactive in Weeks 11-13
- Notched four tackles at Jacksonville (12/7) in Week 14
- Had six tackles, a tackle for loss and a pass defended at Indianapolis (12/14) in Week 15
- Had his first multi-interception game of his career vs. Baltimore (12/21) in Week 16. Intercepted QB Joe Flacco twice in Ravens territory, which led to 10 points
- Made four tackles vs. Jacksonville (12/28) in Week 17

2013 (Houston 14/14):

- Started all 14 games he played in and recorded 62 tackles, eight passes defended, a tackle for loss and fumble recovery
- Tied career highs in tackles with nine (eight solo) and passes defended with two vs. Tennessee (9/15) in Week 2
- Recorded three solo tackles and a pass defended at San Francisco (10/6)
- Recorded seven solo tackles, a pass defended and the first fumble recovery of his career at Kansas City (10/20) in Week 7
- Suffered a rib injury in the second quarter and did not return at Arizona (11/10)
- Inactive due to a rib injury vs. Oakland (11/17) in Week 11 and vs. Jacksonville (11/24) in Week 12
- Returned to start vs. New England (12/1) in Week 13
- Tied a career high with two passes defended vs. Denver (12/22) in Week 16

2012 (Houston 16/15, 2/2):

- Led Texans defenders with a career-high four interceptions on the season
- Made five tackles (four solo) and broke up two passes including an interception of Ryan Tannehill in the season opener vs. Miami (9/9)
- Named the Defensive Player of the Game at Jacksonville (9/16)
- Made nine solo tackles and broke up a pass at Denver (9/23)
- Scored his first career touchdown when he intercepted a QB Matt Hasselbeck pass and returned it 63 yards to the end zone vs. Tennessee (9/30)
- Intercepted a QB Mark Sanchez pass in the fourth quarter to seal the victory at the N.Y. Jets (10/8), and added three tackles (two solo)
- Intercepted a QB Jay Cutler pass in the second quarter and added four tackles (four solo) and two passes defended at Chicago (11/11)

- Made five tackles and broke up a pass vs. Jacksonville (11/18)
- Collected six tackles and a pass defended at Detroit (11/22)
- Registered six tackles (four solo) and two passes defended at Tennessee (12/2)
- Recorded three tackles at New England (12/10)
- Had six tackles (five solo) and a pass defended vs. Indianapolis (12/16)
- Collected four tackles (three solo) and two passes defended vs. Minnesota (12/23)
- Tallied eight tackles (six solo) and a pass defended at Indianapolis (12/30)
- Made two tackles and two passes defended in AFC Wild Card Playoff vs. Cincinnati (1/5/13)
- Made four tackles in the AFC Divisional playoff at New England (1/13/13)

2011 (Houston 15/13, 2/2):

- Finished with 40 tackles (35 solo), six passes defended, an interception and a forced fumble
- Forced a fumble and made four tackles (three solo) at Miami (9/18)
- Tied for the team lead with eight tackles (seven solo) at New Orleans (9/25)
- Had five solo tackles and broke up two passes vs. Cleveland (11/6)
- Registered his first interception of the season vs. Atlanta (12/4)
- Had five solo tackles vs. Tennessee (1/1/12)
- Started in his postseason debut and made four tackles, including three solos in AFC Wild Card Playoff vs. Cincinnati (1/7/12)
- Recorded four solo tackles and one pass defended in AFC Divisional Playoff at Baltimore (1/15/12)

2010 (Houston 16/16):

- Started at cornerback all 16 games, where he made 71 tackles (57 solo) and had two interceptions
- Made five solo tackles and intercepted the first pass of his NFL career and returned it 23 yards vs. the N.Y. Giants (10/10)
- Recorded six tackles (five solo) and intercepted a pass from QB Philip Rivers vs. San Diego (11/7)
- Forced a fumble at Denver (12/26)

COLLEGE:

- Played four seasons (2006-09) at the University of Alabama in Tuscaloosa, Ala.
- Appeared in 41 career games with the Crimson Tide and started 40 contests, registering 159 tackles (106 solo) with eight tackles for loss (24 yards)
- Deflected 29 passes (fourth on Alabama's all-time list) and recorded five interceptions (164 yards, 32.8 avg.) while registering one forced fumble and one fumble recovery
- Blocked two kicks and returned one punt for eight yards

PERSONAL:

- Attended Westside High School in Macon, Ga. and compiled 1,436 rushing yards with 20 touchdowns and nine receptions for 256 yards with two touchdowns as a senior
- Concluded a three-year varsity career with over 3,447 rushing yards and 46 touchdowns



DORIAN JOHNSON

GUARD | 6-5 | 305 | PITTSBURGH

Hometown: Vernon, Pa. | 1st NFL Season | 1st with Texans | Age: 21
 Acquired: FA-'17 | 2017 GP/GS: 0/0 | Career GP/GS (Playoffs): 0/0 (0/0)
 Teams: Arizona 2017; Houston 2017

64

TRANSACTIONS:

Selected with the eighth pick of the fourth round (115 overall) in the 2017 NFL Draft by the Arizona Cardinals...Waived by the Cardinals on Sept. 2, 2017...Signed to the Cardinals practice squad on Sept. 3, 2017...Signed to the Houston Texans active roster on Oct. 11, 2017.

2017 (Arizona 0/0; Houston 0/0):

- Spent the first five weeks of the season on the Cardinals practice squad

COLLEGE:

- Played four seasons (2013-16) at the University of Pittsburgh in Pittsburgh, Pa.
- Started 42 of the 51 career games he played in, finishing his career with a 40-game start-streak
- Made 39 starts at left guard, two at left tackle and one at right guard
- Recipient of the Panther Award, a prestigious honor given to the senior student-athlete who best promotes Pitt through their outstanding athletic achievements
- Named First-Team All-American as a senior, becoming the first Pitt offensive lineman to earn that honor in 22 years

PERSONAL:

- Attended Belle Vernon Area High School in Belle Vernon, Pa.
- Rated a 5-star prospect and the No. 2 offensive tackle by Rivals as a high school senior
- Selected to play in the Under Armour All-America Game as a high school senior
- Son of Lissa Cotton
- Cousin, Scott Booker, played safety at Kent State and currently serves as the tight ends and special teams coordinator at Notre Dame
- Majored in administration of justice

CAREER STATISTICS

REGULAR SEASON GAMES PLAYED/STARTED (PLAYOFFS):

2017 Houston: 0/0

TOTAL: 0/0 (0/0)



KEVIN JOHNSON

CORNERBACK | 6-0 | 190 | WAKE FOREST

Hometown: Clarksville, Md. | 3rd NFL Season | 3rd with Texans | Age: 24

Acquired: D1-'15 | 2017 GP/GS: 2/2 | Career GP/GS (Playoffs): 24/15 (1/1)

Teams: Houston 2015-17

30

TRANSACTIONS:

Selected by the Houston Texans with the 16th pick in the first round (16th overall) of the 2015 NFL Draft.

2017 (Houston 2/2):

- Made five total tackles in the season opener vs. Jacksonville (9/10)
- Recorded four combined stops while having three solo tackles for the second consecutive game at Cincinnati (9/14)

2016 (Houston 6/3, 0/0):

- Made one solo tackle in the season opener vs. Chicago (9/11)
- Finished with three solo tackles, one pass defended and one fumble recovery vs. Kansas City (9/18)
- Recovered the first fumble of his career and notched a 53-yard return after S Quintin Demps forced the ball out on Chiefs RB Spencer Ware vs. Kansas City (9/18)
- Recorded one tackle and a special teams tackle at New England (9/22) in Week 3
- Made his first start of the season and notched one solo tackle and a special teams tackle vs. Tennessee (10/2) in Week 4
- Notched a season-high five tackles (four solo) and added a pass defended in his second start of the season at Minnesota (10/9) in Week 5
- Posted a career-high 10 tackles (nine solo), including his first tackle for loss of the season, and one pass defended vs. Indianapolis (10/16) in Week 6
- Placed on the Reserve/Injured List on Oct. 22

2015 (Houston 16/10, 1/1):

- Played all 16 games and made 10 starts in his rookie season. Compiled 52 tackles (47 solo), nine passes defended, one interception and three tackles for loss
- Made his NFL debut vs. Kansas City (9/13) and made one solo tackle on defense and one special teams stop
- Recorded two solo tackles and one pass defended vs. Carolina (9/20)
- Had three tackles (two solo) and a pass defended vs. Tampa Bay (9/27)
- Tied for second on the team with five tackles (all solo) at Atlanta (10/4)
- Registered four tackles (three solo) and one pass defended in his second straight start of the season vs. Indianapolis (10/8)
- Recorded his first career interception in the third quarter when he picked off Titans QB Zach Mettenberger and returned it 22 yards vs. Tennessee (11/1). Tied for fourth on the team with a career-high six tackles (five solo), including his first two tackles for loss of the season
- Tied for fourth on the team with three solo tackles at Tennessee (12/27)

COLLEGE:

- Played four seasons (2010; 2012-14) at Wake Forest University in Winston-Salem, N.C.
- Redshirted the season as a member of the scout team in 2011
- Played in 47 career games for the Demon Deacons, starting the last 41 games he appeared in
- Recorded 191 tackles (125 solo), seven interceptions, 35 pass breakups, three forced fumbles and two fumble recoveries in four seasons
- Received honorable mention All-ACC from the media and second team from the ACC Coaches and second team All-ACC by Phil Steele in 2014
- Finished his career with 35 pass breakups, the fourth-highest total in school history
- Had 43 tackles on the season and 3.5 tackles for loss as a senior in 2014
- Tied for the team lead with six pass breakups in 2014

2017 STATISTICS

REGULAR SEASON				TACKLES					SACKS		INTERCEPTIONS					FUMBLES				
Date	Opp	GP	GS	Tot	Solo	Asst	QBH	TFL	Sk	Yds	Int	Yds	Lg	TD	PD	FF	FR	Yds	TD	
9/10	JAX	1	1	5	3	2	0	0	0.0	0.0	0	0	0	0	0	0	0	0	0	0
9/14	at CIN	1	1	4	3	1	0	0	0.0	0.0	0	0	0	0	0	0	0	0	0	0
9/24	at NE																			
10/1	TEN																			
10/8	KC																			
10/15	CLE																			
10/29	at SEA	-	-	-	-	-	-	-	-	-	-	-	-	-	-	-	-	-	-	-
11/5	IND	-	-	-	-	-	-	-	-	-	-	-	-	-	-	-	-	-	-	-
11/12	at LAR	-	-	-	-	-	-	-	-	-	-	-	-	-	-	-	-	-	-	-
11/19	ARI	-	-	-	-	-	-	-	-	-	-	-	-	-	-	-	-	-	-	-
11/27	at BAL	-	-	-	-	-	-	-	-	-	-	-	-	-	-	-	-	-	-	-
12/3	at TEN	-	-	-	-	-	-	-	-	-	-	-	-	-	-	-	-	-	-	-
12/10	SF	-	-	-	-	-	-	-	-	-	-	-	-	-	-	-	-	-	-	-
12/17	at JAX	-	-	-	-	-	-	-	-	-	-	-	-	-	-	-	-	-	-	-
12/25	PIT	-	-	-	-	-	-	-	-	-	-	-	-	-	-	-	-	-	-	-
12/31	at IND	-	-	-	-	-	-	-	-	-	-	-	-	-	-	-	-	-	-	-
Totals		2	2	9	6	3	0	0	0.0	0.0	0	0	0	0	0	0	0	0	0	0

CAREER STATISTICS

REGULAR SEASON				TACKLES					SACKS		INTERCEPTIONS					FUMBLES			
Year	Team	GP	GS	Tot	Solo	Asst	QBH	TFL	Sk	Yds	Int	Yds	Lg	TD	PD	FF	FR	Yds	TD
2015	HOU	16	10	52	47	5	0	3	0.0	0.0	1	22	22	0	9	0	0	0	0
2016	HOU	6	3	21	18	3	0	1	0.0	0.0	0	0	0	0	3	0	1	53	0
2017	HOU	2	2	9	6	3	0	0	0.0	0.0	0	0	0	0	0	0	0	0	0
Totals		24	15	82	71	11	0	4	0.0	0.0	1	22	22	0	12	0	1	53	0

POSTSEASON				TACKLES					SACKS		INTERCEPTIONS					FUMBLES			
Year	Team	GP	GS	Tot	Solo	Asst	QBH	TFL	Sk	Yds	Int	Yds	Lg	TD	PD	FF	FR	Yds	TD
2015	HOU	1	1	3	2	1	0	0	0.0	0.0	0	0	0	0	0	0	0	0	0
Totals		1	1	3	2	1	0	0	0.0	0.0	0	0	0	0	0	0	0	0	0

ADDITIONAL STATISTICS

Special Teams Tackles (6): 2015 - 2; 2016 - 4

CAREER GAME HIGHS

Tackles: 10 vs. IND, 10/16/16 | TFL: 2 vs. TEN, 11/1/15 | INT: 1 vs. TEN, 11/1/15 | Return Yards: 22 vs. TEN, 11/1/15 | PD: 2 at CIN, 11/16/15

- Played in the Senior Bowl following the season
- Named All-ACC honorable mention by the media and third team All-ACC by the ACC Coaches in 2013
- Started all 12 games at cornerback, finishing with 58 tackles (39 solo), three interceptions, one forced fumble and a team-best 12 pass breakups in 2013
- Ranked second in the ACC with 1.25 passes defended per game in 2013
- Played in and started all 12 games on the year, finishing with 58 tackles (34 solo), 3.5 tackles for loss, a half-sack, two forced fumbles and a fumble recovery in 2012
- Named honorable mention All-ACC by the coaches in 2012
- Led the team with 15 pass breakups and three interceptions in 2012
- Ranked second in the ACC in passes defended in 2012 with 18 which tied for second in school history
- Tied for eighth in the league with three interceptions in 2012
- Named the ACC Defensive Back of the Week once in 2012
- One of three true freshmen to play in 2010, appearing in 11 games with five starts
- Tallied 31 tackles on the season, including 20 solo stops and two pass breakups in 2010

PERSONAL:

- A 2010 graduate of River Hill High School in Clarksville, Md.
- Led the country by rushing for 1,220 yards and 15 touchdowns on 137 carries as a senior, averaging nearly nine yards per carry
- Had 12 receptions for 251 yards and three scores
- Made 25 tackles to go with three interceptions while being named to the all-county team
- Named first-team all-state and first team All-Met at cornerback
- Named Columbia Flier/Howard County Times Offensive Player of the Year as a senior

KEVIN JOHNSON

- Two-year starter on both sides of the ball for Coach Brian Van Deusen
- Helped the Hawks to 2A state championships in 2007 and 2008
- Team moved to Class 3A in 2009 and lost in the state semifinal, snapping a 40-game winning streak
- Had three receptions for 85 yards and three touchdowns as a junior and also recorded 50 tackles, three interceptions and scored six touchdowns
- Was part of a River Hill defense that recorded 11 shutouts in 2007, five in 2008 and five more in 2009
- The Hawks were 47-3 during his four varsity seasons
- Played in the Crab Bowl that pits the top high school players in an all-star game between Maryland's and Washington D.C.'s top players



JOHNATHAN JOSEPH

CORNERBACK | 5-11 | 190 | SOUTH CAROLINA

Hometown: Rock Hill, S.C. | 12th NFL Season | 7th with Texans | Age: 33
 Acquired: UFA-'11 (CIN) | 2017 GP/GS: 6/6 | Career GP/GS (Playoffs): 162/151 (8/8)
 Teams: Cincinnati 2006-10; Houston 2011-17

24

TRANSACTIONS:

Selected by the Cincinnati Bengals with the 24th pick in the first round (24th overall) of the 2006 NFL Draft...Signed by the Houston Texans on July 29, 2011...Re-signed with the Texans on June 18, 2015.

HONORS:

- Associated Press Second-Team All-Pro (2011)
- Two-time Pro Bowl selection (2012, 2013)
- Pro Football Weekly/PFWA All-NFL, All-AFC Team (2011)
- SI.com (Peter King) All-Pro Team (2011)
- AFC Defensive Player of the Week (2017 - Week Six)
- Houston Texans all-time interception leader (14)

CAREER:

- The all-time leader in Texans history with 86 passes defended
- Owns 26 career interceptions, seven forced fumbles and six fumble recoveries
- Has recorded 12 interceptions since signing with the Texans, the third-most in franchise history
- Passed CB Dunta Robinson (63) in 2015 for the most career passes defended in franchise history
- Since he entered the NFL in 2006, ranks first among active players with 159 passes defended
- Scored six career touchdown returns (five interceptions and one fumble recovery)
- Led the Texans and set a single-season career-high with 22 passes defended in 2015, topping his previous best of 20 in 2006 and 2009 with Cincinnati
- With 39 career postseason tackles, passed S Danieal Manning (23), DE J.J. Watt (24) and CB Kareem Jackson (25) for the second-most in Texans postseason history
- One of three players (CB Kareem Jackson and LS Jon Weeks) to play in every postseason game in Texans history

2017 (Houston 6/6):

- Recorded two passes defended and one tackle in the season opener vs. Jacksonville (9/10)
- Notched three combined tackles at Cincinnati (9/14)
- Joined Terence Newman as the only active CBs with 600 career tackles after racking up two stops vs. Tennessee (10/1)
- Started his fifth game of the season and 150th of his career and posted a season-high six total tackles (five solo) vs. Kansas City (10/8)
- Finished with three total tackles, three passes defended and two interceptions with an 82-yard pick-six vs. Cleveland (10/15). This marked Joseph's second career multi-interception game and first as a Texan and he passed Kareem Jackson and Dunta Robinson for the most career interceptions in Texans history with 14. The 82-yard interception return for a touchdown marks the longest in Joseph's career and fourth-longest in Texans history and tied Joseph with Jackson for first in Texans history with three interceptions returned for a touchdown.

2017 STATISTICS

REGULAR SEASON				TACKLES				SACKS		INTERCEPTIONS					FUMBLES				
Date	Opp	GP	GS	Tot	Solo	Asst	QBH	TFL	Sk	Yds	Int	Yds	Lg	TD	PD	FF	FR	Yds	TD
9/10	JAX	1	1	1	0	1	0	0	0.0	0.0	0	0	0	0	2	0	0	0	0
9/14	at CIN	1	1	3	2	1	0	0	0.0	0.0	0	0	0	0	0	0	0	0	0
9/24	at NE	1	1	1	1	0	0	0	0.0	0.0	0	0	0	0	0	0	0	0	0
10/1	TEN	1	1	2	1	1	0	0	0.0	0.0	0	0	0	0	1	0	0	0	0
10/8	KC	1	1	6	5	1	0	0	0.0	0.0	0	0	0	0	0	0	0	0	0
10/15	CLE	1	1	3	2	1	0	0	0.0	0.0	2	85	82t	1	3	0	0	0	0
10/29	at SEA	-	-	-	-	-	-	-	-	-	-	-	-	-	-	-	-	-	-
11/5	IND	-	-	-	-	-	-	-	-	-	-	-	-	-	-	-	-	-	-
11/12	at LAR	-	-	-	-	-	-	-	-	-	-	-	-	-	-	-	-	-	-
11/19	ARI	-	-	-	-	-	-	-	-	-	-	-	-	-	-	-	-	-	-
11/27	at BAL	-	-	-	-	-	-	-	-	-	-	-	-	-	-	-	-	-	-
12/3	at TEN	-	-	-	-	-	-	-	-	-	-	-	-	-	-	-	-	-	-
12/10	SF	-	-	-	-	-	-	-	-	-	-	-	-	-	-	-	-	-	-
12/17	at JAX	-	-	-	-	-	-	-	-	-	-	-	-	-	-	-	-	-	-
12/25	PIT	-	-	-	-	-	-	-	-	-	-	-	-	-	-	-	-	-	-
12/31	at IND	-	-	-	-	-	-	-	-	-	-	-	-	-	-	-	-	-	-
Totals		6	6	16	11	5	0	0	0.0	0.0	2	85	82t	1	6	0	0	0	0

CAREER STATISTICS

REGULAR SEASON				TACKLES				SACKS		INTERCEPTIONS					FUMBLES				
Year	Team	GP	GS	Tot	Solo	Asst	QBH	TFL	Sk	Yds	Int	Yds	Lg	TD	PD	FF	FR	Yds	TD
2006	CIN	16	9	57	45	12	1	0	0.0	0.0	0	0	0	0	20	0	1	0	0
2007	CIN	15	14	58	45	13	0	0	0.0	0.0	4	76	42t	1	15	0	0	0	0
2008	CIN	8	7	42	31	11	0	1	0.0	0.0	1	22	22	0	13	1	1	65	1
2009	CIN	16	16	69	58	11	0	2	0.0	0.0	6	92	32	1	20	1	1	0	0
2010	CIN	12	12	42	37	5	0	2	0.0	0.0	3	38	21t	1	8	0	0	0	0
2011	HOU	15	15	44	40	4	0	2	0.0	0.0	4	40	29	0	15	1	0	0	0
2012	HOU	14	14	57	52	5	0	0	0.0	0.0	2	88	52t	1	10	0	0	0	0
2013	HOU	15	15	47	44	3	1	1	0.0	0.0	3	64	32	0	16	0	0	0	0
2014	HOU	16	16	75	70	5	0	1	0.0	0.0	2	85	60t	1	11	2	2	73	0
2015	HOU	16	16	58	48	10	0	1	0.0	0.0	1	2	2	0	22	1	1	0	0
2016	HOU	13	11	45	38	7	0	0	0.0	0.0	0	0	0	0	9	1	0	0	0
2017	HOU	6	6	16	11	5	0	0	0.0	0.0	2	85	82t	1	6	0	0	0	0
Totals		162	151	610	519	91	2	10	0.0	0.0	28	592	82t	6	165	7	5	138	1
POSTSEASON				TACKLES				SACKS		INTERCEPTIONS					FUMBLES				
Year	Team	GP	GS	Tot	Solo	Asst	QBH	TFL	Sk	Yds	Int	Yds	Lg	TD	PD	FF	FR	Yds	TD
2009	CIN	1	1	5	3	2	0	0	0.0	0.0	0	0	0	0	0	0	0	0	0
2011	HOU	2	2	8	8	0	0	1	0.0	0.0	1	-1	0	0	5	0	0	0	0
2012	HOU	2	2	10	8	2	0	0	0.0	0.0	1	14	14	0	2	0	0	0	0
2015	HOU	1	1	2	1	1	0	0	0.0	0.0	0	0	0	0	0	0	0	0	0
2016	HOU	2	2	14	14	0	0	0	0.0	0.0	0	0	0	0	3	0	0	0	0
Totals		8	8	39	34	5	0	1	0.0	0.0	2	13	14	0	10	0	0	0	0

ADDITIONAL STATISTICS

Touchdowns (6): vs. NYJ, 10/21/07 (42-yard INT return); at BAL, 9/7/08 (65-yard fumble return); vs. PIT, 9/27/09 (31-yard INT return); vs. BUF, 11/21/10 (21-yard INT return); vs. BAL, 10/21/12 (52-yard INT return); vs. CIN, 11/23/14 (60-yard INT return)
 Special Teams Tackles (5): 2007 - 4; 2009 - 1

CAREER GAME HIGHS

Tackles: 15 vs. JAX, 11/2/08 | QBH: 1, 2x - last: at KC, 10/20/13 | TFL: 1, 10x - last: vs. NO, 11/29/15 | INT: 2 vs. BUF, 11/21/10
 PD: 5, 2x - last: vs. TB, 9/27/15 | FF: 2 at OAK, 9/14/14 | FR: 1, 6x - last: at MIA, 10/25/15

2016 (Houston 13/11, 2/2):

- Notched four solo tackles and a pass defended in the season opener vs. Chicago (9/11)
- Finished with five tackles (four solo) and tied for the team lead with two passes defended vs. Kansas City (9/18)
- Recorded three tackles (two solo) and a pass defended at New England (9/22)
- Matched a season high with five tackles, all solo, and added a pass defended vs. Tennessee (10/2) in Week 4

JOHNATHAN JOSEPH

- Tallied four tackles (three solo) before departing with an injury at Minnesota (10/9)
- Tied for the team lead with seven total tackles, all solo, and recorded a pass defended at Jacksonville (11/13) in Week 10
- Led the team and matched his single-game season high with two passes defended vs. San Diego (11/27) in Week 12
- Notched four solo tackles at Green Bay (12/4) in Week 13
- Inactive for Week 14 at Indianapolis and Week 15 vs. Jacksonville with an injury
- Returned to game action and logged two solo tackles vs. Cincinnati (12/24) in Week 16
- Became the first player in Texans history with 10 tackles and three passes defended in a postseason game vs. Oakland (1/7/17) in the AFC Wild Card round. His 10 tackles were also a Texans postseason record

2015 (Houston 16/16, 1/1):

- Started all 16 games for the second straight year and totaled 58 tackles (48 solo), a career-high 22 passes defended, one interception, one forced fumble, one fumble recovery and one tackle for loss
- Made four solo tackles and had a pass defended vs. Kansas City (9/13)
- Recorded five tackles (four solo) at Carolina (9/20)
- Tied a single-game career-high with five passes defended vs. Tampa Bay (9/27), matching his highest total since Nov. 8, 2009 against Baltimore. Also had three tackles, including two solo stops
- Finished third on the team with six tackles (four solo) and had one pass defended at Jacksonville (10/18)
- Recovered his first fumble of the season and sixth of his career in the third quarter at Miami (10/25). Also contributed four solo tackles
- Tied for fourth on the team with six tackles (five solo) and led the Texans with two passes defended vs. Tennessee (11/1)
- Had four solo tackles, two passes defended and one interception at Cincinnati (11/16). Including postseason, intercepted a pass in each of his last four games against the Bengals. Passed DB Marcus Coleman and DB Aaron Glenn (11) for sole possession of the second-most career interceptions in team history
- Led the team with seven tackles (five solo), including one for loss, and one pass defended vs. New Orleans (11/29). It marked the first time of the season that Joseph led the team in tackles. Recorded his fourth straight game with at least one pass defended
- Forced a fumble on Colts WR Griff Whalen in the fourth quarter at Indianapolis (12/20), which was recovered by CB Kareem Jackson. The Texans scored a field goal on the next drive and increased their lead to 16-10. It marked his first forced fumble of the season and sixth of his career. Also added two solo tackles in the game
- Led the team with four passes defended vs. Jacksonville (1/3/16), which tied his third-highest single-game total of his career and second-highest of the season
- Led the Texans and set a single-season career-high with 22 passes defended, topping his previous best of 20 in 2006 and 2009 with Cincinnati
- Finished with two tackles (one solo) vs. Kansas City (1/9/16) and passed LB Brooks Reed (19) for the fifth-most career tackles in Texans postseason history

2014 (Houston 16/16):

- Started all 16 games and finished with a career-best 75 tackles. Also had two interceptions, including a 60-yard interception return for touchdown, two forced fumbles, two fumble recoveries and 11 passes defended
- Led the team with 11 tackles (11 solo) in a Week 1 win vs. Washington (9/7)
- Forced a fumble and recovered a fumble and returned it 49 yards in Week 2 at Oakland (9/14). Finished with five tackles
- Made five tackles and recovered a fumble and returned it 24 yards at the N.Y. Giants (9/21) in Week 3
- Recorded five tackles and two passes defended against Buffalo (9/28) in Week 4
- Tied for the team high with nine tackles and registered a pass defended at Dallas (10/5)
- Made six solo tackles vs. Indianapolis (10/9) in Week 6
- Recorded a pair of solo tackles vs. Philadelphia (11/2) in Week 9 before leaving the game with an injury
- Registered a pair of tackles and two passes defended at Cleveland (11/16) in Week 11
- Recorded his fifth career interception return for touchdown and the longest of his career on a 60-yard return at the 7:30 mark of the third quarter vs. Cincinnati (11/23). Became the second player in franchise history to have two career interception return for touchdowns (DB Aaron Glenn, 2002-04). Also had three tackles and a pass defended
- Intercepted Titans QB Zach Mettenberger at the 6:57 mark of the first quarter and returned it 25 yards to the Titans 20 for his second interception of the season in Week 13. Moved into a tie for second place on the franchise's all-time interceptions list with 11. Recorded interceptions in back-to-back games for the first time since 2009 and for the fourth time in his career. Also had three tackles and a pass defended
- Had four tackles and a pass defended at Jacksonville (12/7) in Week 14 and vs. Baltimore (12/21) in Week 16
- Had four solo tackles and two passes defended vs. Jacksonville (12/28) in Week 17

2013 (Houston 15/15):

- Started all 15 games he played in and led the team with three interceptions and 16 passes defended to go along with 55 tackles

- Recorded one solo tackle and two passes defended at San Diego (9/9)
- Recorded seven solo tackles and one pass defended vs. Tennessee (9/15)
- Recorded three tackles (two solo), three passes defended and an interception, tying him for fifth-place all time in franchise history vs. Seattle (9/29)
- Added two more passes defended vs. Oakland (11/17)
- Totaled a season-high nine tackles (eight solo) and two passes defended vs. Jacksonville (11/24)
- Had three solo tackles and an interception returned 31 yards vs. New England (12/1)
- Tied a season high with nine tackles (nine solo) and returned an interception 32 yards at Indianapolis (12/15). The interception was the ninth in his career as a member of the Texans, the fourth-most in franchise history
- Recorded his 16th pass defended on the season before leaving the game with a foot injury vs. Denver (12/22)

2012 (Houston 14/14, 2/2):

- Finished the season with 66 tackles (59 solo) and two interceptions
- Made six tackles (four solo) and intercepted a pass and returned it 36 yards vs. Miami (9/9)
- Made six tackles (five solo) and led the defense with three passes broken up at Denver (9/23)
- Made four solo tackles and threw a key block that helped S Daniele Manning return an interception 55 yards for a score vs. Tennessee (9/30)
- Registered five solo tackles at the N.Y. Jets (10/8)
- Picked off Ravens QB Joe Flacco and returned it 52 yards vs. Baltimore (10/21) for his first touchdown as a Texan
- Collected seven tackles (six solo) at Chicago (11/11)
- Inactive at Detroit (11/22) and at Tennessee (12/2)
- Recorded nine tackles at New England (12/10)
- Registered five tackles and a pass defended vs. Minnesota (12/23)
- Intercepted his second career pass in postseason play when he picked off Bengals QB Andy Dalton and returned it 14 yards in the third quarter in the AFC Wild Card Playoff vs. Cincinnati (1/5/13)
- Had five tackles, including three solo tackles in AFC Divisional Playoff at New England (1/13/13)

2011 (Houston 15/15, 2/2):

- Finished with 44 tackles (40 solo) and tied for the team lead with four interceptions and a team-best 15 passes defended and two forced fumbles
- Started and made five tackles (four solo) and one tackle for loss in the season opener vs. Indianapolis (9/11)
- Intercepted Dolphins QB Chad Henne and returned it five yards to the 6-yard line setting up a second quarter touchdown at Miami (9/18)
- Recorded interceptions in consecutive games for the third time in his career when he picked off Drew Brees at New Orleans (9/25)
- Intercepted Ravens QB Joe Flacco in the second quarter and made seven tackles (five solo) at Baltimore (10/16)
- Was named the Defensive Player of the Game after forcing a fumble, making three solo tackles and breaking up two passes at Tennessee (10/23)
- Made four solo tackles and broke up a pass vs. Cleveland (11/6)
- Had two solo tackles and a hit on Buccaneers TE Kellen Winslow, which forced the ball out where it was intercepted by LB Brian Cushing at Tampa Bay (11/13)
- Intercepted Jaguars QB Blaine Gabbert in the second quarter and returned it 29 yards at Jacksonville (11/27)
- Inactive for the season finale vs. Tennessee (1/1/12)
- Recorded six solo tackles, including one for loss, while adding an interception and two passes defended in AFC Wild Card Playoff vs. Cincinnati (1/7/12)
- Recorded two solo tackles and three passes defended in AFC Divisional Playoff at Baltimore (1/15/12)

2010 (Cincinnati 12/12):

- Started 12 games and made 53 tackles
- Ranked second on team in passes defended (11) and interceptions (three)
- Registered four tackles at Cleveland (10/3)
- Intercepted Buccaneers QB Josh Freeman in the second quarter and returned it 11 yards vs. Tampa Bay (10/11)
- Made five tackles and had a pass defended at Indianapolis (11/14), helping hold Colts QB Peyton Manning to a season-low 185 passing yards and no touchdowns
- Three tackles and two interceptions (one for a touchdown) vs. Buffalo (11/21), marking the first multi-interception game of his career

2009 (Cincinnati 16/16, 1/1):

- Intercepted Steelers QB Ben Roethlisberger pass and returned it 30 yards for a touchdown vs. Pittsburgh (9/27)
- Intercepted Browns QB Derek Anderson on the goal line and returned it 32 yards in the third quarter at Cleveland (10/3)
- Intercepted Ravens QB Joe Flacco at the goal line in the first quarter and returned it 21 yards at Baltimore (10/11)
- Had his first forced fumble of the year when he stripped Bears WR Devin Hester, with LB Dhani Jones recovering for Bengals vs. Chicago (10/25)

JOHNATHAN JOSEPH

- Posted team season-high in passes defended (five) vs. Baltimore (11/8), including a third-quarter interception of Ravens QB Joe Flacco on a deep pass
- Had a team-high four passes defended, with five tackles and a forced fumble in a win at Pittsburgh (11/15)
- Had four tackles at Oakland (11/22), plus a diving interception of Raiders QB Bruce Gradkowski in the fourth quarter
- Picked off Chargers QB Philip Rivers at the Bengals 19-yard line in the second quarter and returned it seven yards at San Diego (12/20)
- Five tackles in AFC Wild Card Glayoff vs. N.Y. Jets (1/9/10)

2008 (Cincinnati 8/7):

- Returned a fumble by Ravens RB Ray Rice 65 yards and produced only Bengals touchdown vs. Baltimore (9/7)
- Tied for team lead in tackles (personal season-high 12), led in solo tackles (10) and led in passes defended (three) vs. Jacksonville (11/2)
- Had his first interception of the year, ending Philadelphia's final scoring threat of the first half when he picked off Eagles QB Donovan McNabb and returned it 22 yards (11/26)

2007 (Cincinnati 15/14):

- Went 42 yards for a touchdown with his first pro interception (off Jets QB Chad Pennington), and the late fourth-quarter score provided eventual winning points vs. N.Y. Jets (10/21)
- Snagged his second interception vs. Tennessee (11/25), outfighting Titans TE Bo Scaife for a pass in the first quarter, with a four-yard return
- Intercepted a pass for the second straight game at Pittsburgh (12/2), picking off Steelers QB Ben Roethlisberger at the Steelers 24-yard line in the fourth quarter and returning it seven yards
- Helped thwart a comeback bid by picking off Browns QB Derek Anderson at the Bengals 5-yard line in the fourth quarter, with a 23-yard return vs. Cleveland (12/23)

2006 (Cincinnati 16/9):

- Blocked Saints K John Carney's PAT try after Saints' final touchdown in the fourth quarter, the first Bengals' blocked PAT since 1991 at New Orleans (11/16)
- Tied his season high with seven tackles and tied the team's season high with four passes defended vs. Baltimore (11/30)
- Recovered a fumble on the Raiders' first offensive play vs. Oakland (12/10)

COLLEGE:

- Played two seasons (2004-05) at South Carolina after playing in 2003 at Coffeyville (Kan.) Community College
- Entered NFL Draft after his junior season at South Carolina
- Played only 14 games at South Carolina due to broken foot that limited him to two games in 2004, but still was able to establish himself among the elite cornerbacks in the SEC
- Played in 12 games with 11 starts in 2005, when he had four interceptions, including one returned for a touchdown

PERSONAL:

- Attended Northwestern High School in Rock Hill, S.C., where he was all-state in football and all-region in track

TEXANS BIOS



UFOMBA KAMALU

(uh-FOM-ba ka-MA-lu)

OUTSIDE LINEBACKER | 6-6 | 300 | MIAMI (FLA.)

Hometown: Fayetteville, Ga. | 2nd NFL Season | 2nd with Texans | Age: 24

Acquired: CFA-'16 | 2017 GP/GS: 2/0 | Career GP/GS (Playoffs): 6/1 (0/0)

Teams: Houston 2016-17

94

TRANSACTIONS:

Signed by the Houston Texans as a college free agent on May 5, 2016...Waived by the Texans on Sept. 3, 2016...Signed to the Texans practice squad on Sept. 4, 2016...Signed to the Texans active roster on Nov. 26, 2016.

2017 (Houston 2/0):

- Made his season debut with a tackle and tackle for loss vs. Kansas City (10/8)
- Recorded his first sack of the season and second of his career vs. Cleveland (10/15)

2016 (Houston 4/1, 0/0):

- Spent Weeks 1-11 on the Texans practice squad
- Elevated to the active roster on Nov. 26
- Made his NFL debut as a reserve defensive end vs. San Diego (11/27) in Week 12
- Made his first NFL start at linebacker and contributed his first career tackle at Green Bay (12/4) in Week 13
- Inactive for Week 14 at Indianapolis (12/11)
- Logged a season-high two tackles (one solo) vs. Jacksonville (12/18) in Week 15
- Inactive for Week 16 vs. Cincinnati (12/24)
- Finished with two solo tackles, both for loss, and his first career sack when he brought down Titans QB Matt Cassel in the fourth quarter at Tennessee (1/1/17) in Week 17
- Inactive for both postseason contests

COLLEGE:

- Played three seasons (2013-15) at the University of Miami (Fla.) after spending the 2012 campaign at Butler Community College in El Dorado, Kan.
- Saw action in 35 games and made 11 starts along the Hurricanes' defensive line
- Tallied 94 tackles, 11.5 tackles for loss and 8.5 sacks over his three-year career
- Added a forced fumble, two deflected passes and an interception
- Started nine games as a senior in 2015 and totaled a career-high 47 tackles (4.0 TFLs) and returned his first career interception 46 yards
- Logged 54 tackles, 7.5 sacks and 14 tackles for loss as a freshman at Butler Community College in 2012

PERSONAL:


- Attended Starr's Mills High School in Fayetteville, Ga.
- Majored in Liberal Arts
- Listed as three-star defensive tackle by ESPN and 247Sports.com
- Rated as No. 9-best JUCO DT and No. 87 overall JUCO prospect by 247Sports.com

2017 STATISTICS

REGULAR SEASON				TACKLES					SACKS		INTERCEPTIONS					FUMBLES				
Date	Opp	GP	GS	Tot	Solo	Asst	QBH	TFL	Sk	Yds	Int	Yds	Lg	TD	PD	FF	FR	Yds	TD	
9/10	JAX																			
9/14	at CIN																			
9/24	at NE																			
10/1	TEN																			
10/8	KC	1	0	1	1	0	0	1	0.0	0.0	0	0	0	0	0	0	0	0	0	0
10/15	CLE	1	0	1	1	0	1	1	1.0	7.0	0	0	0	0	0	0	0	0	0	0
10/29	at SEA	-	-	-	-	-	-	-	-	-	-	-	-	-	-	-	-	-	-	-
11/5	IND	-	-	-	-	-	-	-	-	-	-	-	-	-	-	-	-	-	-	-
11/12	at LAR	-	-	-	-	-	-	-	-	-	-	-	-	-	-	-	-	-	-	-
11/19	ARI	-	-	-	-	-	-	-	-	-	-	-	-	-	-	-	-	-	-	-
11/27	at BAL	-	-	-	-	-	-	-	-	-	-	-	-	-	-	-	-	-	-	-
12/3	at TEN	-	-	-	-	-	-	-	-	-	-	-	-	-	-	-	-	-	-	-
12/10	SF	-	-	-	-	-	-	-	-	-	-	-	-	-	-	-	-	-	-	-
12/17	at JAX	-	-	-	-	-	-	-	-	-	-	-	-	-	-	-	-	-	-	-
12/25	PIT	-	-	-	-	-	-	-	-	-	-	-	-	-	-	-	-	-	-	-
12/31	at IND	-	-	-	-	-	-	-	-	-	-	-	-	-	-	-	-	-	-	-
Totals		2	0	2	2	0	1	2	1.0	7.0	0	0	0	0	0	0	0	0	0	0

CAREER STATISTICS

REGULAR SEASON				TACKLES					SACKS		INTERCEPTIONS					FUMBLES				
Year	Team	GP	GS	Tot	Solo	Asst	QBH	TFL	Sk	Yds	Int	Yds	Lg	TD	PD	FF	FR	Yds	TD	
2016	HOU	4	1	5	3	2	1	2	1.0	4.0	0	0	0	0	0	0	0	0	0	0
2017	HOU	2	0	2	2	0	1	2	1.0	7.0	0	0	0	0	0	0	0	0	0	0
Totals		6	1	7	5	2	2	4	2.0	11.0	0	0	0	0	0	0	0	0	0	0
POSTSEASON				TACKLES					SACKS		INTERCEPTIONS					FUMBLES				
Date	Opp	GP	GS	Tot	Solo	Asst	QBH	TFL	Sk	Yds	Int	Yds	Lg	TD	PD	FF	FR	Yds	TD	
1/7/17	OAK (WC)																			
1/14/17	at NE (DIV)																			
Totals		0	0	0	0	0	0	0	0.0	0.0	0	0	0	0	0	0	0	0	0	0



KENDALL LAMM

TACKLE | 6-6 | 305 | APPALACHIAN STATE

Hometown: Charlotte, N.C. | 3rd NFL Season | 3rd with Texans | Age: 25
 Acquired: CFA-'15 | 2017 GP/GS: 5/1 | Career GP/GS (Playoffs): 35/8 (3/0)
 Teams: Houston 2015-17

63

TRANSACTIONS:

Signed by the Houston Texans as a college free agent on May 8, 2015.

2017 (Houston 5/1):

- Started at LT in the season opener vs. Jacksonville (9/10)
- Appeared in relief duty and on special teams in Weeks 2-3 and Weeks 5-6

2016 (Houston 15/3, 2/0):

- Saw three snaps of action as a reserve offensive lineman in the season opener vs. Chicago (9/11)
- Played on special teams in Week 2 vs. Kansas City (9/18)
- Active but did not play in Week 3 at New England (9/22)
- Made his first start of the season and fifth of his career vs. Tennessee (10/2) in Week 4
- Played 17 snaps on offense and contributed on special teams at Minnesota (10/9) in Week 5
- Started as an extra tackle and contributed on special teams vs. Indianapolis (10/16) in Week 6 and at Denver (10/24) in Week 7
- Played as an extra tackle and contributed on special teams in Weeks 8-12
- Saw spot duty as an extra tackle and at right tackle in addition to special teams in Week 13 at Green Bay (12/4)
- Played as an extra tackle and contributed on special teams in Weeks 14-17 and vs. Oakland (1/7/17) in the AFC Wild Card round
- Appeared on special teams at New England (1/14/17) in the AFC Divisional round

2015 (Houston 15/4, 1/0):

- Played in 15 games, making four starts, in his rookie season. Also saw action in the AFC Wild Card game vs. Kansas City (1/9/16)
- Made his NFL debut at Carolina (9/20) and played right tackle
- Played right tackle vs. Tampa Bay (9/27)
- Made his first career NFL start vs. Indianapolis (10/8)
- Notched his first career fumble recovery following a fumble by RB Arian Foster in the second quarter at Jacksonville (10/18)
- Recorded his first career reception for a gain of seven yards in the first quarter at Buffalo (12/6)

COLLEGE:

- Played four seasons (2011-14) at Appalachian State University in Boone, N.C. after redshirting the 2010 campaign
- First-team All-Sun Belt Conference honoree in 2014
- Started all 12 games at left tackle in 2014, protecting the blind side
- Recorded 46 knockdowns and allowed only two sacks over a team-high 817 snaps in 2014
- Clear-cut leader of an offensive line that allowed only 11 sacks all season and rushed for 241.8 yards per game in 2014
- Named first-team All-Southern Conference by the league's coaches and second-team by the media in 2013 after starting all 12 games at left tackle
- Compiled 28 knockdowns and was charged with allowing only one sack all season in 2013
- Started 11-of-12 games at left tackle in 2012 and was not charged with surrendering a sack nor did he commit a penalty
- Ranked third among Appalachian State's offensive linemen with 672 total plays on the campaign in 2012
- Started the first seven games of the season at left tackle as a redshirt freshman in 2011
- Redshirted in 2010

PERSONAL:


- Played at David W. Butler High School in Matthews, N.C. for Head Coach Mike Newsome
- First-team all-state honoree as a senior
- Earned all-conference recognition three times and All-Charlotte Observer honors twice
- Helped lead Butler to a 15-0 record, the school's first state championship and a No. 2 national ranking according to PrepNation.com in 2009
- Anchored an offensive line that paved the way for the Bulldogs to average 48.4 points per game as a senior
- Butler was 49-8 during his prep career
- Full name is Kendall Allen Lamm
- Born June 5, 1992
- Son of Candace Lamm
- Graduated from Appalachian State in December 2014 with a bachelor's degree in communication-public relations
- Was a member of Appalachian State athletics' academic honor roll

CAREER STATISTICS

REGULAR SEASON GAMES PLAYED/STARTED (PLAYOFFS):

2015 Houston: 15/4 (1/0)
 2016 Houston: 15/3 (2/0)
 2017 Houston: 5/1
TOTAL: 35/8 (3/0)

TEXANS BIOS



KENDALL LANGFORD

DEFENSIVE END | 6-6 | 305 | HAMPTON

Hometown: Petersburg, Va. | 10th NFL Season | 1st with Texans | Age: 31
 Acquired: FA-'17 | 2017 GP/GS: 0/0 | Career GP/GS (Playoffs): 135/113 (1/1)
 Teams: MIA 2008-12; STL 2012-15; IND 2015-17; NO 2017; HOU 2017

96

TRANSACTIONS:

Selected by the Miami Dolphins with the 3rd pick of the third round (68th overall) in the 2008 NFL Draft...Signed to the St. Louis Rams on March 17, 2012...Released by the Rams on Feb. 26, 2015...Signed to the Indianapolis Colts on March 10, 2015...Released by the Colts on Aug. 9, 2017...Signed to the New Orleans Saints on Sept. 21, 2017...Released by the Saints on Sept. 23, 2017...Signed to the Saints on Sept. 25, 2017...released by the Saints on Oct. 3, 2017...Signed to the Houston Texans on Oct. 11, 2017.

2016 (Indianapolis 7/7):

- Started all seven games in which he appeared
- Recorded four tackles, one quarterback hit and one tackle for loss at Houston (10/16)
- Placed on the Reserve/Injured list on Nov. 19

2015 (Indianapolis 16/16):

- Notched career-highs in 7.0 sacks and 16 quarterback hits while adding 10 tackles for loss and 38 total tackles in 16 starts
- Produced a career-high five quarterback hits and a season-high six tackles vs. Denver (11/8)

2014 (St. Louis 16/4):

- Appeared in 16 games and made four starts
- Registered 25 tackles, three quarterback hits, a tackle for loss and 1.0 sacks

2013 (St. Louis 16/16):

- Started all 16 games and had 49 total tackles, 5.0 sacks, four passes defended, five quarterback hits and a career-high 11 tackles for loss

- Tallied a career-high eight combined tackles at Houston (10/13)

- Made a career-high 2.0 sacks vs. Tennessee (11/3)

2012 (St. Louis 16/16):

- Played and started in all 16 games, producing 27 tackles, 2.0 sacks, six quarterback hits and four tackles for loss

2011 (Miami 16/12):

- Made 12 starts in 16 games played and had 20 tackles, two quarterback hits and one pass defended

2010 (Miami 16/16):

- Started all 16 games for the first time in his career and posted 47 tackles, seven quarterback hits, six tackles for loss, 3.0 sacks and set a career-high with four passes defended

2009 (Miami 16/13):

- Appeared in all 16 contests and made 13 starts, making 43 tackles, five quarterback hits, three tackles for loss and 2.5 sacks

2008 (Miami 16/13; 1/1):

- Played in 16 games with 13 starts, totalling 31 tackles, two quarterback hits, six tackles for loss, two sacks and three passes defended
- Sacked Brett Favre in his first career game vs. the New York Jets (9/7)

COLLEGE:

2017 STATISTICS

REGULAR SEASON				TACKLES					SACKS		INTERCEPTIONS					FUMBLES					
Date	Opp	GP	GS	Tot	Solo	Asst	QBH	TFL	Sk	Yds	Int	Yds	Lg	TD	PD	FF	FR	Yds	TD		
Week 1				NOT ON ROSTER																	
Week 2				NOT ON ROSTER																	
Week 3				NOT ON ROSTER																	
Week 4				NOT ON ROSTER																	
Week 5				NOT ON ROSTER																	
10/15	CLE			INACTIVE																	
10/29	at SEA	-	-	-	-	-	-	-	-	-	-	-	-	-	-	-	-	-	-	-	
11/5	IND	-	-	-	-	-	-	-	-	-	-	-	-	-	-	-	-	-	-	-	
11/12	at LAR	-	-	-	-	-	-	-	-	-	-	-	-	-	-	-	-	-	-	-	
11/19	ARI	-	-	-	-	-	-	-	-	-	-	-	-	-	-	-	-	-	-	-	
11/27	at BAL	-	-	-	-	-	-	-	-	-	-	-	-	-	-	-	-	-	-	-	
12/3	at TEN	-	-	-	-	-	-	-	-	-	-	-	-	-	-	-	-	-	-	-	
12/10	SF	-	-	-	-	-	-	-	-	-	-	-	-	-	-	-	-	-	-	-	
12/17	at JAX	-	-	-	-	-	-	-	-	-	-	-	-	-	-	-	-	-	-	-	
12/25	PIT	-	-	-	-	-	-	-	-	-	-	-	-	-	-	-	-	-	-	-	
12/31	at IND	-	-	-	-	-	-	-	-	-	-	-	-	-	-	-	-	-	-	-	
Totals		0	0	0	0	0	0	0	0.0	0.0	0	0	0	0	0	0	0	0	0	0	

CAREER STATISTICS

REGULAR SEASON				TACKLES					SACKS		INTERCEPTIONS					FUMBLES			
Year	Team	GP	GS	Tot	Solo	Asst	QBH	TFL	Sk	Yds	Int	Yds	Lg	TD	PD	FF	FR	Yds	TD
2008	MIA	16	13	31	25	6	2	6	2.0	12.0	0	0	0	0	3	0	0	0	0
2009	MIA	16	13	43	33	10	5	3	2.5	8.0	0	0	0	0	1	1	0	0	0
2010	MIA	16	16	47	33	14	7	6	3.0	3.0	0	0	0	0	4	2	0	0	0
2011	MIA	16	12	20	15	5	2	0	0.0	0.0	0	0	0	0	1	0	0	0	0
2012	STL	16	16	27	18	9	6	4	2.0	7.5	0	0	0	0	2	0	0	0	0
2013	STL	16	16	49	36	13	5	11	5.0	28.0	0	0	0	0	4	0	0	0	0
2014	STL	16	4	25	17	8	3	1	1.0	0.0	0	0	0	0	0	0	0	0	0
2015	IND	16	16	38	23	15	16	10	7.0	57.0	0	0	0	0	3	0	0	0	0
2016	IND	7	7	10	8	2	1	2	0.0	0.0	0	0	0	0	2	0	1	0	0
2017	HOU	0	0	0	0	0	0	0	0.0	0.0	0	0	0	0	0	0	0	0	0
Totals		135	113	290	208	82	47	43	22.5	115.5	0	0	0	0	20	4	1	0	0
POSTSEASON																			
Year	Team	GP	GS	Tot	Solo	Asst	QBH	TFL	Sk	Yds	Int	Yds	Lg	TD	PD	FF	FR	Yds	TD
2008	MIA	1	1	2	2	0	0	0	0.0	0.0	0	0	0	0	0	0	0	0	0
Totals		1	1	2	2	0	0	0	0.0	0.0	0	0	0	0	0	0	0	0	0

- Played for seasons (2004-07) at Hampton University in Hampton, Va.
- Posted 236 tackles, 56.5 tackles for loss, 23.5 sacks, nine forced fumbles, one fumble recovery and five passes defended in his career
- Earned freshman all-American honors in 2004
- Named to the First-Team All-Mid-Eastern Athletic Conference as a sophomore, junior and senior, becoming the school's first defensive lineman to be named first-team all-conference in three consecutive seasons since former Dolphins defensive tackle Ike Readon (1987) was named All-CIAA from 1983-1985.
- Appeared in the East-West Shrine Bowl and Senior Bowl following his collegiate career

PERSONAL:

- Attended Petersburg High School in Petersburg, Va.
- Son of Calvin and Ardee Langford
- Donated \$1,000 and purchased Christmas gifts for young men in foster care while volunteering for Trinity House in 2015
- Full name is Kendall Arkel Langford
- Earned a degree in sports management from Hampton



SHANE LECHLER

PUNTER | 6-2 | 240 | TEXAS A&M

Hometown: East Bernard, Texas | 18th NFL Season | 5th with Texans | Age: 40

Acquired: UFA-'13 (OAK) | 2017 GP/GS : 6/0 | Career GP/GS (Playoffs): 276/0 (10/0)

Teams: Oakland 2000-12; Houston 2013-17

9

TRANSACTIONS:

Selected by the Oakland Raiders with the 13th pick in the fifth round (142nd overall) of the 2000 NFL Draft...Re-signed with the Raiders on Feb. 19, 2009...Signed by the Houston Texans on March 23, 2013...Re-signed with the Texans on March 10, 2016...Re-signed with the Texans on March 9, 2017.

HONORS:

- Six-time Associated Press First-Team All-Pro (2000, 2003-04, 2008-10)
- Seven-time Pro Bowl selection (2001, 2004, 2007-11)
- Four-time AFC Special Teams Player of the Week (2000 - Week 12, 2000 - Week 15, 2004 - Week 2, 2016 - Week 8)
- Three-time Associated Press Second-Team All-Pro (2001, 2007, 2011)
- USA Football All-Fundamental Team (2011)
- PFW/PFWA Golden Toe Award (2009)

CAREER:

- Owns the best gross punting average in NFL history at 47.5
- Has played in 244 consecutive games, the longest active streak in the NFL and tied for the sixth-longest streak in NFL history
- Ranks second all-time in yards punting (65,773), third in punts (1,384), third in punts inside the 20 (448), and 18th in net average (39.0)
- Tied Tony Gonzalez (270) for the 21st-most career games played in NFL history
- Fastest player in NFL history to reach 50,000 yards punting (1,051 punts) and is just one of six players with 50,000-plus yards punting
- His 22 punts for 983 yards in the postseason are the most in Texans playoff history
- Passed P Sean Landeta (49,735) for the second-most career net punting yards in the NFL since 1976
- Passed P Sean Landeta (60,706) for the second-most career punting yards in the NFL since 1939
- Moved past Britton Colquitt (48) for the third-most career punts, the third-most career punting yards (2,104) and the third-most career punts pinned inside the 20-yard line (16) in the postseason among active NFL players
- NFL players
- Became the third player in NFL history to reach 60,000 career punting yards
- Led the NFL in gross average four times (2003-04, 2007, 2009)
- Led the NFL in net average four times (2000, 2007-09)
- Played in 206 games for Oakland from 2000-12, punting 1,014 times for 48,215 yards with 322 punts inside opponents' 20-yard line
- Holds the top five single-season punting averages in Oakland history, including a career-best 51.1 in 2009, and two of the top four single-season punting averages in NFL history: 51.1 (2009, second) and 50.8 (2011, fourth)
- Tied for sixth in Raiders' history with 206 games played
- Set an Oakland franchise record with an 80-yard punt against Chicago (11/27/11)
- Had at least one punt of 50 yards or more in 33 consecutive games from 2003-05, the longest such streak by any player since the AFL/NFL merger in 1970
- Has allowed only three touchdowns on punts in lifetime, at any level, two came in consecutive weeks late in 2007 season and one occurred on Sept. 22, 2013
- Has experienced just five blocked punts, and only two since 2006
- Reached 400 career punts pinned inside the 20 and passed P Craig Hentrich (399) for the third-most such punts in the NFL since 1976
- Set NCAA record for career punting average (44.7) at Texas A&M

2017 (Houston 6/0):

- Played in his 240th consecutive game, leading all active NFL players and moving into a tie for eighth all time at Cincinnati (9/14)
- Notched a 68-yard punt at New England (9/24)
- Averaged 61 yards per punt on two attempts vs. Tennessee (10/1)
- Punted five times for 240 yards, averaging 48.0 yards per punt, booming one punt 58-yards and pinning three punts inside the 20-yard line vs. Kansas City (10/8)
- Punted seven times for 350 yards with a 50.0 gross average and 43.9 net average vs. Cleveland (10/15)

2016 (Houston 16/0, 2/0):

- Ranked sixth in the NFL in gross punting average at 47.5, which marked the second-highest single-season average in franchise history
- Finished the regular season with only three touchbacks on punts, which was the lowest single-season total of his career

- Punted five times for 243 yards, averaging 48.6 gross yards and 40.6 net yards per punt, and pinned one inside the 20-yard line. Posted a long punt of 60 yards vs. Chicago (9/11)
- Punted five times for 249 yards, averaging 49.8 gross yards and 37.2 net yards per punt with a long of 62 yards. Also pinned one punt inside the 20-yard line vs. Kansas City (9/18)
- Punted six times for 294 yards, averaging 49.0 gross yards and 40.2 net yards per punt, while pinning a season-high four punts inside the 20-yard line at New England (9/22)
- Punted five times for 257 yards, averaging 51.4 gross yards per punt, and pinned two punts inside the 20-yard line at Minnesota (10/9) in Week 5
- Named AFC Special Teams Player of the Week for his performance vs. Detroit (10/30) in Week 8 in which he punted four times for 203 yards, averaging 50.8 gross yards and a season-high 49.5 net yards per punt, while pinning three inside the 20-yard line
- Notched a season-best 52.0 gross punting average with three punts for 156 yards at Oakland (11/21) in Week 11
- Logged four punts for 189 yards (47.3 gross avg., 39.5 net avg.) and pinned one inside the 20-yard line vs. San Diego (11/27) in Week 12
- Tied a single-game season high with a 52.0 gross yards average (three punts for 156 yards) and notched a season-high 50.7 net average in addition to pinning all three inside the 20-yard line at Indianapolis (12/11) in Week 14
- Tied his season high with four punts inside the 20-yard line vs. Jacksonville (12/18) in Week 15
- Set single-game season highs with eight punts for 371 yards and tied his season high with four punts inside the 20-yard line vs. Cincinnati (12/24) in Week 16
- Notched a personal postseason career high with 414 punting yards and tied his career mark with nine punts, including a franchise-record four inside the 20-yard line, vs. Oakland (1/7/17) in the AFC Wild Card round
- Registered eight punts for 341 yards, averaging 42.6 gross yards and 36.9 net yards, and pinned three inside the 20-yard line at New England (1/14/17) in the AFC Divisional round
- Logged a 63-yard punt at New England (1/14/17), which was the second-longest of his postseason career and longest since a 64-yard punt on Jan. 14, 2001 against Baltimore as a member of the Oakland Raiders

2015 (Houston 16/0, 1/0):

- Punted seven times for 329 yards (47.0 avg., 32.6 net) and pinned one inside the 20-yard line with a long of 57 vs. Kansas City (9/13)
- Punted eight times for 388 yards (48.5 avg., 43.0 net), including a long of 60 yards, and three pinned inside the 20-yard line at Carolina (9/20)
- His punt total tied for the 11th-most by a Texans player in team history and his yardage total also ranked 11th (9/20)
- Punted six times for 266 yards (44.3 avg., 33.0 net), including a long of 54 yards, and pinned three inside the 20-yard line vs. Tampa Bay (9/27)
- Pinned three punts inside the 20-yard line for two straight games (9/27)
- Punted four times for 194 yards (48.5 avg., 41.3 avg.), including a long of 60 yards, and pinned one inside the 20-yard line at Atlanta (10/4)
- Had a streak of eight games pinning at least one punt inside the 20-yard line, dating back to 2014, vs. Atlanta (10/4)
- Punted three times for 123 yards (41.0 avg., 35.7 net), including a long of 55 yards, vs. Indianapolis (10/8)
- Pinned one punt inside the 20-yard line at Jacksonville (10/18)
- Punted eight times for 384 yards (48.0 avg., 45.6 net), including a long of 55 yards, and pinned two inside the 20-yard line, at Miami (10/25)
- Punted eight times for 407 yards (50.9 avg., 40.5 net), including a long of 60 yards, and pinned two inside the 20-yard line vs. Tennessee (11/1). His gross average is a season-high
- Passed P Lee Johnson (1,226) for the fourth-most career punts in NFL history
- Punted eight times for 374 yards (46.8 avg., 38.9 net), pinning three inside the 20-yard line at Cincinnati (11/16)
- Notched a 64-yard punt in the first quarter, a season-long for the Texans (11/16)
- Punted eight times for 417 yards (52.1 avg., 42.3 net), including a long of 63 yards, and pinned one inside the 20-yard line vs. N.Y. Jets (11/22)
- Reached 400 career punts pinned inside the 20 and passed P Craig Hentrich (399) for the third-most such punts in the NFL since 1976
- Punted four times for 189 yards (47.3 avg., 29.3 net), including a long of 51 yards, vs. New Orleans (11/29)
- Punted seven times for 285 yards (40.7 avg., 38.4 net), including a long of 57 yards, and pinned four inside the 20-yard line, at Buffalo (12/6)
- Punted seven times for 317 yards (45.3 avg., 38.7 net), including a long of 58 yards, and pinned one inside the 20-yard line vs. New England (12/13)
- Became the third player in NFL history to reach 60,000 career punting yards
- Punted four times for 201 yards (50.3 avg., 33.5 net), including a long of 59 yards, and

SHANE LECHLER

- pinned one inside the 20-yard line at Indianapolis (12/20)
- Punted six times for 314 yards (52.3 avg., 47.0 net), including a long of 56 yards, and pinned one inside the 20-yard line at Tennessee (12/27)
- Passed P Sean Landeta (49,735) for the second-most career net punting yards in the NFL since 1976
- Passed P Sean Landeta (60,706) for the second-most career punting yards in the NFL since 1939
- Punted four times for 190 yards (47.5 avg., 35.0 net), including a long of 52 yards, vs. Jacksonville (1/3/16)
- Finished the regular season with 95 punts for 4,497 yards (47.3 avg., 38.8 net), pinning 24 punts inside the 20-yard line
- Extended his streak of consecutive regular season games played to 222, which leads all active NFL players
- Punted five times for 228 yards (45.6 avg., 38.8 net), including a long of 53 yards, and pinned one inside the 20-yard line vs. Kansas City (1/9/16) in the AFC Wild Card game
- His punt total is tied for the most in a postseason game in Texans history while his yardage total ranks as the second-most in a postseason game in team history

2014 (Houston 16/0):

- Finished the season with 83 punts for 3,845 yards (46.3 avg.) and landed 27 punts inside the 20. Owns league's longest active games played streak at 206 games
- Passed P Brad Maynard (56,021) in Week 17 vs. Jacksonville for third all-time in punting yards. Lechler has 56,249 yards punting in his career
- Passed P Sean Landeta (381) in Week 17 vs. Jacksonville for fourth all-time for punts inside the 20. Lechler has 383 punts inside the 20
- Punted six times for 306 yards (51.0 avg.) with a long of 60 yards in Week 1 vs. Washington (9/7)
- Punted two times for 100 yards (50.0 avg.) with a long of 65 in Week 2 at Oakland (9/14)
- Punted four times for 205 yards (51.3 avg.) with a long of 64 in Week 3 against the N.Y. Giants (9/21). Also had a punt blocked for the first time since 2006 and converted a fake punt with a 10-yard completion to RB Alfred Blue in the first quarter
- Punted six times for 250 yards (41.7 avg.) with three punts inside 20-yards vs. Buffalo (9/28) in Week 4
- Averaged 46.6 yards on six punts, including a 60-yarder in the first quarter at Dallas (10/5) in Week 5
- Set a franchise record with a 71-yard punt in the third quarter vs. Indianapolis (10/9). Averaged 54.5 yards on four punts, which is the second-highest for a single game (minimum of four punts) in franchise history
- Dropped a season-high four punts inside the 20-yard line at Tennessee (10/26) in Week 8. Averaged 44.8 yards on six punts
- Played in his 200th consecutive game, the longest active streak in the NFL at Cleveland (11/16) in Week 11. Averaged 39.4 yards on five punts
- Punted seven times for 299 yards (42.7 avg.) and landed three punts inside the 20. Passed P Matt Turk (373) for fifth all-time for punts inside the 20-yard line
- Punted eight times for 361 yards (45.1 avg.) and landed three punts inside the 20 vs. Baltimore (12/21) in Week 16
- Punted six times for 278 yards (46.3 avg.) and landed four punts inside the 20 vs. Jacksonville (12/28) in Week 17

2013 (Houston 16/0):

- Finished the season with a franchise-record 47.6 gross punting average and a career-best 34 inside the 20
- Made his Texans debut and had three punts for 135 yards (45.0 avg.), including three inside the 20-yard line at San Diego (9/9)
- Had seven punts for 338 yards (48.3 avg.), including tying a career-high five inside the 20-yard line vs. Tennessee (9/15)
- Had five punts for 252 yards (50.4 avg.), including three inside the 20-yard line at Baltimore (9/22)
- Had five punts for 249 yards (49.8 avg.) at Kansas City (10/20)
- Had seven punts for 412 yards (58.9 avg.), good for the seventh-highest single-game average in NFL history and highest single-game average in franchise history at Arizona (11/10). Also, booted a season-long 65-yarder in the game
- Moved into fifth place on the all-time yards punting list in the game vs. Oakland (11/17)

2017 STATISTICS

REGULAR SEASON

Date	Opp	GP	No	Yds	Avg	NetAvg	Lg	TB	In20	Blk
9/10	JAX	1	5	216	43.2	41.8	54	0	2	0
9/14	at CIN	1	9	440	48.9	38.0	59	0	2	0
9/24	at NE	1	4	234	58.5	45.3	68	0	2	0
10/1	TEN	1	2	122	61.0	59.5	61	0	1	0
10/8	KC	1	5	240	48.0	32.2	58	0	2	0
10/15	CLE	1	7	350	50.0	43.9	57	0	2	0
10/29	at SEA	-	-	-	-	-	-	-	-	-
11/5	IND	-	-	-	-	-	-	-	-	-
11/12	at LAR	-	-	-	-	-	-	-	-	-
11/19	ARI	-	-	-	-	-	-	-	-	-
11/27	at BAL	-	-	-	-	-	-	-	-	-
12/3	at TEN	-	-	-	-	-	-	-	-	-
12/10	SF	-	-	-	-	-	-	-	-	-
12/17	at JAX	-	-	-	-	-	-	-	-	-
12/25	PIT	-	-	-	-	-	-	-	-	-
12/31	at IND	-	-	-	-	-	-	-	-	-
Totals		6	32	1,602	50.1	41.1	68	0	11	0

PUNTING

CAREER STATISTICS

REGULAR SEASON

Date	Team	GP	No	Yds	Avg	NetAvg	Lg	TB	In20	Blk
2000	OAK	16	65	2,984	45.9	41.6	69	10	24	1
2001	OAK	16	73	3,375	46.2	39.4	65	12	23	1
2002	OAK	14	53	2,251	42.5	37.3	70	12	18	0
2003	OAK	16	96	4,503	46.9	39.9	73	13	27	0
2004	OAK	16	73	3,409	46.7	41.0	67	14	22	0
2005	OAK	16	82	3,744	45.7	40.0	64	9	26	0
2006	OAK	16	77	3,660	47.5	41.9	67	19	19	1
2007	OAK	16	73	3,585	49.1	43.0	70	7	25	0
2008	OAK	16	90	4,391	48.8	44.1	70	13	33	0
2009	OAK	16	96	4,909	51.1	43.9	70	12	30	0
2010	OAK	16	77	3,618	47.0	40.8	68	4	27	0
2011	OAK	16	78	3,960	50.8	40.9	80	9	27	0
2012	OAK	16	81	3,826	47.2	39.0	68	9	21	1
2013	HOU	16	88	4,189	47.6	40.0	65	7	34	0
2014	HOU	16	83	3,845	46.3	38.7	71	10	27	1
2015	HOU	16	95	4,497	47.3	38.8	64	10	24	0
2016	HOU	16	72	3,423	47.5	40.1	62	3	30	0
2017	HOU	6	32	1,602	50.1	41.1	68	0	11	0
Totals		276	1,384	65,773	47.5	39.0	80	173	448	5

PUNTING

POSTSEASON

Date	Team	GP	No	Yds	Avg	NetAvg	Lg	TB	In20	Blk
2000	OAK	2	12	549	45.8	34.6	64	0	5	0
2001	OAK	2	11	441	40.1	28.4	51	4	1	0
2002	OAK	3	11	423	38.5	35.2	53	0	5	0
2015	HOU	1	5	228	45.6	38.8	53	0	1	0
2016	HOU	2	17	755	44.4	36.4	63	2	7	0
Totals		10	56	2,396	42.8	34.4	64	6	19	0

ADDITIONAL STATISTICS

PATs Made-Attempted (7-7): All 7 vs. KC, 11/5/00 | **FGs Made-Attempted (0-1):** vs. KC, 11/5/00 (33 yards)
Kickoffs-Touchbacks (17-1): 2000 - 9-1; 2005 - 3-0; 2006 - 1-0; 2007 - 1-0; 2008 - 1-0; 2009 - 1-0; 2013 - 1-0
Special Teams Tackles (19): 2001 - 2; 2002 - 3; 2003 - 2; 2006 - 2; 2007 - 1; 2008 - 1; 2010 - 1; 2011 - 1; 2012 - 1; 2013 - 2; 2016 - 2
Passing (3-5-49-0): 2011 - 1-3-35-0, 35-yard TD pass to Kevin Boss vs. CLE, 10/16/11; 2012 - 1-1-4-0; 2014 - 1-1-10-0
Rushing (6-0): 2001 - 1-2; 2005 - 1-2; 2007 - 1-(-4); 2008 - 1-0; 2012 - 2-0

CAREER GAME HIGHS

Punts: 11, 2x – last: vs. KC, 11/15/09 | **Punt Yards:** 556 vs. CAR, 11/9/08 (11 punts)
Average (min. 3 punts): 59.0 at DEN, 12/24/05 (5 punts) | **Net Average (min. 3 punts):** 52.2 vs. NYJ, 10/25/09 (5 punts)
Long Punt: 80 vs. CHI, 11/27/11 | **Punts Inside 20:** 5, 4x – last: vs. TEN, 9/15/13

SHANE LECHLER

- Moved into fourth place on the all-time yards punting list in the game vs. Denver (12/22)
- Recorded three punts inside the 20-yard line to set a career high of 34 in a season at Tennessee (12/29)

2012 (Oakland 16/0):

- Averaged 47.2 gross yards and 39.0 net yards on 81 punts, including 21 inside the 20
- Averaged 54.7 yards (45.6 net) on nine punts in Weeks 9-10, with two inside the 20 and no touchbacks. For just the second time in his distinguished career, averaged at least 54.5 gross yards in consecutive games, and the first instance (Dec. 24, 2011, to Jan. 1, 2012) included a game in which he punted just once
- Opened training camp on the Active/Non-Football Injury List
- Began punting again Aug. 18, after passing his physical
- Voted a 2012 captain by his teammates Sept. 3
- Saw Chargers deflect his first blocked punt in six years (9/10)
- Despite a deflection of his second-quarter punt, which traveled only two yards, still averaged 49.4 gross and 43.4 net, on his seven total punts against Denver (9/30)
- Calmly made one of the most important plays of a 26-23 overtime win against Jacksonville (10/21), securing a slightly offline snap in time to place the ball for Sebastian Janikowski's game-tying extra point with less than three minutes left in the fourth quarter
- Threw his fourth career pass, a completion to Taiwan Jones on a second-quarter fake punt vs. Tampa Bay (11/4)
- Turned in one of the finest days of an impressive career, averaging 54.8 (gross) and 47.6 (net), including a 60-yarder, and a 53-yarder downed at the 2 early in the second quarter at Baltimore (11/11)
- Averaged 42.0 net yards on six punts, and posted a season high by pinning an opponent inside its own 20 three times at Cincinnati (11/25)
- Posted the 1,000th punt of his career vs. Kansas City (12/16)
- Averaged a stellar 43.8 yards on five punts and placed four inside the opponents' 20 for the 14th time in his career against Carolina (12/23); posted a 41.0 net average

2011 (Oakland 16/0):

- Named to AFC Pro Bowl squad for fifth straight season
- Punted 78 times for 3,960 yards and ranked second in the NFL in gross average (50.8) and fifth in the NFL in net average (40.9). His gross average ranks as the fourth-highest in NFL history
- Attempted the first three passes of career, including first career touchdown, on a fake field goal in Week 6 vs. Cleveland
- Placed 27 punts inside the 20-yard line
- Tied a then-franchise record with a 77-yard punt and averaged a season-high 58.2 yards per attempt at Denver (9/12)
- Completed first career pass, connecting with TE Kevin Boss for a 35-yard touchdown on a fake FG in 24-17 win vs. Cleveland (10/16)
- Broke own franchise record with an 80-yard punt vs. Chicago (11/27). Limited Bears WR Devin Hester to two returns for 7 yards and pinned Bears inside 20 on three occasions in 25-20 win
- Had a 71-yard punt at Green Bay (12/11)
- Had a 76-yard punt that ranked as the fourth-longest in Oakland franchise history at Kansas City (12/24)

2010 (Oakland 16/0):

- Named to fourth straight Pro Bowl and tabbed for first-team All-Pro honors by Associated Press
- Punted 77 times for 3,618 yards and ranked second in the NFL in both gross (47.9) and net (40.8) average
- Placed 27 punts inside the 20
- Averaged a season-high 54.8 yards per punt, including a season-long 68-yarder at Tennessee (9/12)
- Placed a season-high four punts inside the 20 vs. Houston (10/3)

2009 (Oakland 16/0):

- Named to third straight Pro Bowl after leading NFL in gross (51.1) and net (43.9) average
- Recipient of the PFW/PFWA Golden Toe Award, presented to the NFL's top punter or kicker
- Tied a career high with 96 punts, for a career-best 4,909 yards
- Placed 30 punts spotted inside the 20-yard line and registered a punt of 50-or-more yards in all 16 games
- Posted 12 punts of 60-or-more yards
- Had a season-long 70-yard punt at Kansas City (9/20)
- Tied career highs with 11 punts and five inside the 20 vs. Kansas City (11/15)
- Set a season high with a 54.8 gross average, with a long of 69 at Dallas (11/26)

2008 (Oakland 16/0):

- Named to his fourth Pro Bowl after leading the NFL in net average (41.2) and ranking second in gross average (48.8)
- Punted 90 times for 4,391 yards and had a career-high 33 punts inside the 20
- Registered a punt of 50 or more yards in all 16 games and posted 14 punts of 60-or-more

yards

- Registered a season-long 70-yard punt vs. San Diego (9/28)
- Tied a career high with five punts inside the 20 vs. N.Y. Jets (10/19)
- Set career highs with 11 punts and 556 yards vs. Carolina (11/9), eclipsing his previous best of 10, as a rookie
- Registered a season-best 58.7 gross average at Denver (11/23)

2007 (Oakland 16/0):

- Earned his third Pro Bowl selection after leading the NFL in both gross (49.1) and net (41.1) average
- Registered a punt of 49 yards or more in all 16 games and had just seven touchbacks, the fewest in his career
- Punted 52 yards to pin Detroit at its 1-yard line in first quarter (9/9)
- Twice pinned the Broncos inside their 10-yard line, one of which led to a Raiders sack in the end zone for a safety at Denver (9/16)
- Had a 69-yard punt in the first quarter and downed the Browns inside their 10 with just over a minute remaining in 26-24 win vs. Cleveland (9/23)
- Punted nine times and helped limit Bears WR Devin Hester to just 2.3 yards per return, while making one special-teams tackle vs. Chicago (11/11)
- For first time in life at any level, allowed a touchdown return, when Packers DB Will Blackmon scored on a 57-yard runback in second quarter at Green Bay (12/9)

2006 (Oakland 16/0):

- Played in 16 games and punted 77 times for 3,660 yards, setting a then-club record with a 47.5-yard gross average
- Key in 20-13 win against defending Super Bowl champions, limiting Steelers WR Santonio Holmes to just two returns on seven punts, including three fair catches, two inside the Steelers' 15 vs. Pittsburgh (10/29)
- Punted a season-high 10 times at Seattle (11/6)

2005 (Oakland 16/0):

- Played in all 16 games and punted 82 times for 3,744 yards (45.7 avg.)
- Extended his streak of consecutive games with a punt of 50 yards or more to 33, eclipsing the previous best, a 30-game stretch by Seattle's Rick Tuten from 1993-95, as the longest since the 1970 merger
- Launched 34 punts of 50 yards or more and had two travel at least 60. Had his best season in terms of placement, downing a career-high 26 punts inside the opponent's 20
- His 45.7 gross average ranked second in the NFL, just 0.003 yards behind Buffalo's Brian Moorman
- Recorded an AFC single-game season best gross average of 51.0 yards vs. Kansas City (9/18)
- With a long of 49, snapped his streak of consecutive games with a punt of 50-plus at 33 at N.Y. Jets (12/11)
- Recorded longest punt of season with 64-yarder in second quarter at Denver (12/24)
- Punted a season-high nine times; also placed a season-high four punts inside 20 vs. New York Giants (12/31)

2004 (Oakland 16/0):

- Named to the Pro Bowl for the second time after leading the NFL in gross average for second straight year (46.7)
- Had a punt travel at least 50 yards in every game, booming 29 such punts overall, and had 10 of more than 60 yards
- Had 22 punts downed inside 20
- Punted four times for 222 yards (55.5) including punts of 61 and 64 yards at Indianapolis (10/10)
- Averaged a season-high 55.7 yards on three punts for 167 yards and boomed his seventh punt of 60-plus yards with a season-long 67-yarder in the fourth quarter at Carolina (11/7). Also launched a 56-yarder that landed at the Carolina 1-yard line before Oakland downed it at the 3-yard line
- Boomed 67-yarder from the Raiders' 19 to the Atlanta 14 (12/12). Landed two of his four punts inside the Falcons' 20, one downed at the 10-yard line
- Had two punts downed inside the 20, one that pinned Titans at their 13-yard line with 25 seconds remaining in the game to set up a game-clinching safety vs. Tennessee (12/19)

2003 (Oakland 16/0):

- Named to the Associated Press All-Pro team
- Led NFL with a career-high 4,503 punting yards and posted career highs in attempts (96 – tied in 2009) and punts downed inside the 20 (27 – surpassed in 2008)
- Boomed eight punts of more than 60 yards and two of more than 70
- Averaged more than 50 yards per punt in six games
- His 96 punts tied P Ray Guy (1981) for second highest total in Raiders history, behind P Leo Araguz (98 in 1998)

2002 (Oakland 14/0, 3/0):

- Helped AFC champion Raiders to Super Bowl with 53 punts for 2,251 yards (42.5), ranking fourth in the AFC and eighth in the NFL
- Placed 18 inside the 20, with only 12 touchbacks
- Inactive for first two games of the season due to quad injury

SHANE LECHLER

- Returned from quad injury to make regular-season debut and punted three times for 134 yards (44.7 average) vs. Tennessee (9/29)
- Punted five times for 250 yards (50.0) with a season-long 70-yarder at Buffalo (10/6)
- Placed all three punts inside the 20, a season high vs. New England (11/17)
- Tied a season-high with three punts inside the 20 at Miami (12/15)
- Pinned Titans inside 20 on one occasion in AFC championship vs. Tennessee (1/19/03)
- Punted five times for 195 yards (39.0) with a long of 53 yards and two punts placed inside the 20 in Super Bowl XXXVII vs. Tampa Bay (1/26/03)

2001 (Oakland 16/0, 2/0):

- Named to his first Pro Bowl following a spectacular season in which he punted 73 times for 3,375 yards, a 46.2-yard gross average that ranked first in the AFC and second in the NFL
- Pinned opponents inside the 20 on nearly one of every three punts (23-of-73)
- Tied for second in the AFC and third in the NFL with 21 punts of more than 50 yards, and led conference and ranked third in league with eight of better than 60 yards
- Named second-team AP All-Pro, Pro Football Weekly All-AFC, first-team Football Digest All-Pro, and second-team College and Pro Football News Weekly All-Pro
- Hit a season-high 65-yarder at Kansas City (9/9)
- Set season highs with seven punts for 345 yards (49.3 average) at Miami (9/23)
- Punted twice in AFC Wild Card game vs. N.Y. Jets (1/12/02) for 89 yards and had a long punt of 49 yards
- Saw action in snowy AFC Divisional game at New England (1/19/02) and tied P Ray Guy for most punts in a Raiders playoff contest, with nine, for 352 yards (39.1 average). Had a long punt of 51 yards
- In the Pro Bowl (2/2/03), broke the game's record on two occasions with 70- and 73-yard punts, eclipsing the previous mark, 64 yards (Tom Wittum, 1974, and Darren Bennett, 1996)

2000 (Oakland 16/0, 2/0):

- Had a record-breaking rookie season by punting 65 times for 2,984 yards
- Selected first-team All-Pro by the AP, College & Pro Football Newsweekly, The Sporting News and USA Today
- Picked up second-team honors from Football Digest, and garnered all-rookie team accolades from Football News and Pro Football Weekly
- Averaged 45.91 yards, the second-best punting average by a rookie in NFL history (P Frank Sinkwich with Detroit in 1943 averaged 45.92)
- That gross average ranked second in the NFL and broke P Ray Guy's 1973 Oakland franchise record of 45.3. Led NFL in net average (38.0), and tied for second in NFL with 45.9 gross mark, and had 24 inside the 20
- Recorded five punts of 60 or longer and 19 of 50 or longer
- Made NFL debut and amassed 10 punts for 424 yards (42.4) with a season-high five downed inside the 20 vs. San Diego (9/3)
- Served as kicker in place of an injured K Sebastian Janikowski, kicking off eight times with one touchback vs. Kansas City (11/5)
- Connected on all seven PATs and missed his lone FG attempt, a 33-yarder (11/5)
- (11/16) at New Orleans: Registered a season-high 54.8-yard average to earn AFC Special Teams Player of the Week
- Named AFC Special Teams Player of the Week for a second time, punting seven times for 311 yards (44.4) and placing four inside the 20 vs. N.Y. Jets (12/10)
- Punted five times for 234 yards (46.8) with a long of 54 in AFC Divisional playoff vs. Miami (1/6/01)
- Punted seven times for 315 yards (45.0) in AFC Championship vs. Baltimore (1/14/01), placing four inside 20, with long of 64


COLLEGE:

- Finished college career (1995-99) at Texas A&M as NCAA career record holder in gross average (44.7) and game with a gross average of at least 40.0 yards (37)
- A two-time All-American and a three-time first-team All-Big 12 selection, finished his career with 268 punts for 11,977 yards
- Set school and Big 12 records in career punts, yardage, career gross (44.7) and net average (40.6), career 40- (37) and 50-yard (10) game averages and single-season gross average (46.9, 1997)
- Did not have a punt blocked or allow a punt return for a touchdown during his career
- As a senior, earned first-team All-America after averaging 46.5 yards on 60 punts. Posted 17 coffin-corner kicks and produced nine fair catches. Broke his own single-game record with a 57.2 average against Texas Tech, in addition to a 42.7 net, which beat his own school record by over a yard. Also handled kickoff duties and was the holder on placements before taking over the place kicker job for the final two games of the season
- Connected on six of eight extra points and on his lone field-goal attempt
- As a junior first-team All-American, averaged 43.6 yards per boot and recorded 21 coffin-corner punts and Compiled a 39.2-yard net average. Threw a touchdown pass on a fake field goal against Texas Tech
- As sophomore, earned first-team All-Big 12 honors and All-America honorable mention after averaging 47.0 yards per punt. His 1997 average shattered the A&M record of 43.8 set by David Davis in 1992. His season net average was 41.3, which broke the school record of 40.1. Earned Big 12 Special Teams Player of the Week honors after averaging 44.0 yards on six punts in the rain vs. Texas

- Majored in history

PERSONAL:

- As starting quarterback, punter and placekicker, led East Bernard (Texas) High School to a 12-2 record and the quarterfinals of the Texas 2A state quarterfinals as a senior. Completed 87-of-101 passes (86.1 percent) for 1,640 yards and 11 touchdowns
- Passed for nearly 5,000 yards, and averaged 41.6 yards per punt, including 85- and 78-yarders
- Also played baseball, basketball and golf, and competed in track
- Father, Dale, played football at Baylor before coaching Texas high school football for 17 years
- Mother, Javon, was a point guard at Baylor
- Wife, Erin, was an All-America volleyball player at Texas A&M
- Brother, Derek, also punted for Texas A&M
- One grandfather, Ed, played quarterback at Mississippi State; another grandfather, Buddy Attaway, played at Baylor before signing with the Pittsburgh Steelers
- Worked Ray Guy camps, learning the legend's approach to games, between seasons during college



GREG MANCZ

(MANTS)

CENTER | 6-4 | 300 | TOLEDO

Hometown: Cincinnati, Ohio | 3rd NFL Season | 3rd with Texans | Age: 25
 Acquired: CFA-'15 | 2017 GP/GS (Playoffs): 3/2 | Career GP/GS (Playoffs): 22/18 (2/2)
 Teams: Houston 2015-17

65

TRANSACTIONS:

Signed by the Houston Texans as a college free agent on May 8, 2015.

2017 (Houston 3/2):

- Played as a guard in the season opener vs. Jacksonville (9/10)
- Started at right guard at Cincinnati and helped pave the way for a 168-yard rushing performance (9/14)
- Paved the way for a 125-yard rushing performance with a 300-yard passer at New England (9/24)

2016 (Houston 16/16, 2/2):

- Started at center in all 16 regular season games and both postseason contests, making him the only Texans lineman to start every game of the year
- Made his first career start in the season opener and helped pave the way for RB Lamar Miller's 106-yard rushing performance vs. Chicago (9/11)
- Helped pave the way for 100-yard rushing performances by RB Lamar Miller vs. Chicago (9/11) in Week 1, vs. Indianapolis (10/16) in Week 6 and at Oakland (11/21) in Week 11
- Contributed to a Texans ground attack that put together a season-high 181 rushing yards at Jacksonville (11/13) in Week 10
- Helped RB Lamar Miller rush for 107 yards and a touchdown at Indianapolis (12/11) in Week 14

2015 (Houston 3/0, 0/0):

- Played in three regular season games in his rookie season
- Made his NFL debut in the season opener vs. Kansas City (9/13)
- Came in to play left guard at Carolina (9/20)
- Played in his final game of the season in Week 3 vs. Tampa Bay (9/27)
- Inactive in Weeks 4-8
- Placed on the Reserve/Injured List on Nov. 3

COLLEGE:

- Played four seasons (2011-14) at the University of Toledo (Ohio)
- Named second-team All-America by the Football Writers Association of America (FWAA)
- Only player from Mid-American Conference to make the FWAA All-American team
- First Rocket to earn All-American honors since Eric Page was named honorable mention by Sports Illustrated in 2011
- First UT offensive lineman to make either first- or second-team All-America on one of the five major All-America teams since Dan Bukovich made the Associated Press first-team in 1938
- Won the Vern Smith Leadership Award, given annually to the best player in the Mid-American Conference
- First offensive lineman to win the award in its 33-year history
- First-team All-MAC selection and leader of offensive line that powered Rocket offense that ranks No. 1 in MAC in scoring, total offense and rushing offense in 2014
- String of 47 consecutive starts was snapped when he sat out game on Nov. 11 due to knee injury
- One of 12 finalists nationally for the Wuerffel Trophy (community service)
- Also a candidate for the Rimington Trophy (center), Rotary Lombardo Award (lineman), Campbell Trophy (academics) and All State Good Works Award (community service)

PERSONAL:

- Full name is Gregory Brian Mancz
- Birthdate: April 23, 1992
- Parents are Mary Beth Fehring and the late Brian Mancz
- UT Student-Athlete Advisory Council (SAAC) president in 2013-14
- Member of UT Football Team Leadership Council that organizes volunteer community service activities 2010-2014
- Member of UT Football Leadership Board that makes all team decisions on discipline and practice adjustments 2012-2014
- Vice-President for Athletes in Action at UT for 2013-14
- Board for Fellowship of Christian Athletes 2013-14
- Graduated with a degree in finance

CAREER STATISTICS

REGULAR SEASON GAMES PLAYED/STARTED (PLAYOFFS):

2015 Houston: 3/0 (0/0)
 2016 Houston: 16/16 (2/2)
 2017 Houston: 3/2
TOTAL: 22/18 (2/2)



NICK MARTIN

CENTER | 6-5 | 300 | NOTRE DAME

Hometown: Indianapolis, Ind. | 2nd NFL Season | 2nd with Texans | Age: 24

Acquired: D2-'16 | 2017 GP/GS 6/6 | Career GP/GS (Playoffs): 6/6 (0/0)

Teams: Houston 2016-17

66

TRANSACTIONS:

Selected by the Houston Texans with the 19th pick in the second round (50th overall) of the 2016 NFL Draft.

2017 (Houston 6/6):

- Started in his NFL debut vs. Jacksonville (9/10)
- Started at center and helped lead the team to a 168-yard rushing performance at Cincinnati (9/14)
- Paved the way for a 125-yard rushing performance with a 300-yard passer at New England (9/24)
- Started vs. Tennessee (10/1) and paved the way for a 173-yard rushing performance, 445 yards of total offense, six offensive touchdowns and a franchise-record 57 points
- Started and helped block for a 144-yard rushing performance and five offensive touchdowns vs. Kansas City (10/8)
- Paved the way for 340 net yards of offense and helped the Texans score 30-plus points for a franchise-record fourth straight game vs. Cleveland (10/15)

2016 (Houston 0/0, 0/0):

- Placed on the Reserve/Injured List on Aug. 30

COLLEGE:

- Played four seasons (2012-15) at the University of Notre Dame in South Bend, Ind. after redshirting the 2011 season
- Saw action in 50 games and made 37 starts in his career with the Fighting Irish
- Named to the Rimington Trophy Watch List (2014-15) and the Lombardi Award Watch List (2014), and served as a team captain his final two seasons
- Started 26 consecutive games from 2014-15
- As a senior in 2015, helped establish a running game that rushed for 207.6 yards per game, the highest average for Notre Dame since 1998
- Played the final 10 games of the 2014 campaign at left guard, marking his first start at any other position than center
- Part of a Fighting Irish offensive line that yielded just 8.0 sacks and ranked second in the Football Bowl Subdivision in fewest sacks allowed in 2013

PERSONAL:

- First-team Indiana All-State pick on Associated Press Class 3A team as offensive lineman
- Named to Indiana Football Coaches Association Top 50 All-State team as one of 10 offensive linemen
- Named to 2010 Super Team by the Indianapolis Star
- Second-team offensive lineman on U.S. Air Force Medium Schools Prep All-America squad
- Helped fourth-ranked Bishop Chatard High School in Indianapolis to 2010 Indiana Class 3A state title with 28-14 win over South Bend St. Joseph's in state title contest that marked Chatard's record 10th state title
- Chatard ended season with 11-4 record and 10 straight wins after early three-game losing streak
- Helped team to No. 3 state ranking in IFCA final regular-season poll for 2010
- Starter on both offensive and defensive lines
- Rated second-best Class 3A defensive player in Indianapolis area in preseason listings by the Indianapolis Star
- Helped Chatard to 12-2 mark as a junior in 2009 before losing to Evansville Memorial in Indiana state playoff semi-state round
- Father, Keith, played football at Kentucky and was 1982 Academic All-Southeastern Conference pick as team's top defensive tackle while also earning NCAA Postgraduate Scholarship in 1983
- Played for coach Vincent Lorenzano at Bishop Chatard High School
- Son of Pam and Keith Martin
- Brother, Zack, is a three-time All-Pro selection and two-time Pro Bowler as the starting right guard for the Dallas Cowboys after being a first-round pick in the 2014 NFL Draft
- Graduated May 2015, with a degree in management consulting from the Mendoza College of Business

CAREER STATISTICS

REGULAR SEASON GAMES PLAYED/STARTED (PLAYOFFS):

2016 Houston: 0/0 (0/0)

2017 Houston: 6/6

TOTAL: 6/6 (0/0)



BENARDRICK MCKINNEY

INSIDE LINEBACKER | 6-4 | 250 | MISSISSIPPI STATE

Hometown: Tunica, Miss. | 3rd NFL Season | 3rd with Texans | Age: 24
 Acquired: D2-'15 | 2017 GP/GS: 6/6 | Career GP/GS (Playoffs): 36/33 (3/3)
 Teams: Houston 2015-17

55

TRANSACTIONS:

Selected by the Houston Texans with the 11th pick in the second round (43rd overall) of the 2015 NFL Draft.

HONORS:

- Associated Press Second-Team All-Pro (2016)

2017 (Houston 6/6):

- Registered a team-high nine combined tackles in the season opener vs. Jacksonville (9/10)
- Recorded career-highs with 2.0 sacks and three tackles for loss while adding six total tackles at Cincinnati (9/14)
- Made five tackles with one quarterback hit at New England (9/24)
- Notched three solo stops and one tackle for loss vs. Tennessee (10/1)
- Started and made six total tackles and two tackles for loss vs. Kansas City (10/8)
- Made a game-high seven solo tackles and finished with a team-high eight tackles vs. Cleveland (10/15)

2016 (Houston 16/16, 2/2):

- The only player in the NFL in 2016 and the second player in franchise history (Jamie Sharper in 2002) with at least 100 tackles and 5.0 sacks
- Finished 11th in the NFL in tackles with 129
- Became the seventh player in franchise history to record a 100-tackle season
- Passed DeMeco Ryans (127 in 2007) for the eighth-most tackles in a single season in Texans history
- Led the team in tackles and ranked third in sacks
- Set single-season career highs in tackles (129), quarterback hits (11), sacks (5.0), tackles for loss (8), passes defended (2) and forced fumbles (1)
- His 69 tackles through Week 7 were the most through the first seven games of a season in franchise history
- Led the team in tackles in Weeks 2-7 and 11
- Tied for second on the team with five tackles (two solo) and added a career-high two quarterback hits in the season opener vs. Chicago (9/11)
- Led the team with a season-high eight tackles to go along with 1.0 sack vs. Kansas City (9/18)
- Posted a single-game career-high 16 tackles at New England (9/22) in Week 3, which marked the highest single-game total by a Texan since ILB Brian Cushing (17) in 2014
- Also notched 1.0 sack at New England (9/22), giving him a new single-season career high
- Led the team in tackles for the third straight week with nine (six solo) and forced a fumble vs. Tennessee (10/2) in Week 4
- Led the team with 10 tackles (five solo), marking his second 10-tackle game of the year, at Minnesota (10/9) in Week 5
- Collected a team-high 12 tackles (seven solo), 1.0 sack and two quarterback hits vs. Indianapolis (10/16) in Week 6
- Finished second on the team with nine tackles (seven solo) at Denver (10/24) in Week 7
- Tied for the team lead with seven tackles (six solo) and matched a career high with two tackles for loss at Jacksonville (11/13) in Week 10
- Posted a team-high eight tackles (all solo) and notched one tackle for loss at Oakland (11/21) in Week 11
- Notched his fourth 10-tackle game of the season with 12 tackles (eight solo) to go along with 1.0 sack and two quarterback hits vs. San Diego (11/27) in Week 12
- Set a single-season career high by making his 12th start of the season and contributed with five tackles (three solo) at Green Bay (12/4) in Week 13

2017 STATISTICS

REGULAR SEASON				TACKLES					SACKS		INTERCEPTIONS					FUMBLES			
Date	Opp	GP	GS	Tot	Solo	Asst	QBH	TFL	Sk	Yds	Int	Yds	Lg	TD	PD	FF	FR	Yds	TD
9/10	JAX	1	1	11	4	7	0	0	0.0	0.0	0	0	0	0	0	1	0	0	0
9/14	at CIN	1	1	6	4	2	2	3	2.0	7.0	0	0	0	0	0	0	0	0	0
9/24	at NE	1	1	5	3	2	1	0	0.0	0.0	0	0	0	0	0	0	0	0	0
10/1	TEN	1	1	3	3	0	0	1	0.0	0.0	0	0	0	0	0	0	0	0	0
10/8	KC	1	1	6	3	3	0	2	0.0	0.0	0	0	0	0	0	0	0	0	0
10/15	CLE	1	1	8	7	1	1	0	0.0	0.0	0	0	0	0	0	0	0	0	0
10/29	at SEA	-	-	-	-	-	-	-	-	-	-	-	-	-	-	-	-	-	-
11/5	IND	-	-	-	-	-	-	-	-	-	-	-	-	-	-	-	-	-	-
11/12	at LAR	-	-	-	-	-	-	-	-	-	-	-	-	-	-	-	-	-	-
11/19	ARI	-	-	-	-	-	-	-	-	-	-	-	-	-	-	-	-	-	-
11/27	at BAL	-	-	-	-	-	-	-	-	-	-	-	-	-	-	-	-	-	-
12/3	at TEN	-	-	-	-	-	-	-	-	-	-	-	-	-	-	-	-	-	-
12/10	SF	-	-	-	-	-	-	-	-	-	-	-	-	-	-	-	-	-	-
12/17	at JAX	-	-	-	-	-	-	-	-	-	-	-	-	-	-	-	-	-	-
12/25	PIT	-	-	-	-	-	-	-	-	-	-	-	-	-	-	-	-	-	-
12/31	at IND	-	-	-	-	-	-	-	-	-	-	-	-	-	-	-	-	-	-
Totals		6	6	39	24	15	4	6	2.0	7.0	0	0	0	0	0	1	0	0	0

CAREER STATISTICS

REGULAR SEASON				TACKLES					SACKS		INTERCEPTIONS					FUMBLES			
Year	Team	GP	GS	Tot	Solo	Asst	QBH	TFL	Sk	Yds	Int	Yds	Lg	TD	PD	FF	FR	Yds	TD
2015	HOU	14	11	58	35	23	2	7	1.0	11.0	0	0	0	0	0	0	0	0	0
2016	HOU	16	16	129	79	50	11	8	5.0	31.0	0	0	0	0	2	1	0	0	0
2017	HOU	6	6	39	24	15	4	6	2.0	7.0	0	0	0	0	0	1	0	0	0
Totals		36	33	226	138	88	17	21	8.0	49.0	0	0	0	0	2	2	0	0	0
POSTSEASON				TACKLES					SACKS		INTERCEPTIONS					FUMBLES			
Year	Team	GP	GS	Tot	Solo	Asst	QBH	TFL	Sk	Yds	Int	Yds	Lg	TD	PD	FF	FR	Yds	TD
2015	HOU	1	1	9	4	5	0	0	0.0	0.0	0	0	0	0	0	0	0	0	0
2016	HOU	2	2	12	6	6	0	0	0.0	0.0	0	0	0	0	2	0	0	0	0
Totals		3	3	21	10	11	0	0	0.0	0.0	0	0	0	0	2	0	0	0	0

CAREER GAME HIGHS

Tackles: 16 at NE, 9/22/16 | QBH: 2, 4x – last: vs. JAX, 12/18/16 | TFL: 2, 3x – last: at JAX, 11/13/16 | Sacks: 1.0, 6x – last: vs. JAX, 12/18/16

- Tied for the team lead with eight tackles (five solo), adding one pass defended and one quarterback hit, at Indianapolis (12/11) in Week 14
- Led the team with seven tackles (four solo), to go along with 1.0 sack of Jaguars QB Blake Bortles and two quarterback hits, giving him 11 on the year, vs. Jacksonville (12/18) in Week 15
- Tied for second on the team with seven tackles, including five solo stops, vs. Cincinnati (12/24) in Week 16
- Made seven tackles (three solo) vs. Oakland (1/7/17) in the AFC Wild Card round
- Posted the first two postseason passes defended of his career at New England (1/14/17) in the AFC Divisional round

2015 (Houston 14/11, 1/1):

- Made one special teams tackle in his NFL debut vs. Kansas City (9/13)
- Tallied the first two tackles, including one for loss, of his career at Carolina (9/20)
- Made his first NFL start vs. Tampa Bay (9/27)
- Recorded two tackles (one solo) and one special teams tackle (9/27)
- Posted three tackles in his second straight start of the season at Atlanta (10/4)
- Finished second on the team with seven tackles (six solo) vs. Indianapolis (10/8)
- Inactive in Weeks 7-8
- Played and started in his first game (11/16) since Week 6 at Jacksonville (10/18)
- Led the team with a career-high nine tackles (six solo), including one for loss at Cincinnati
- Tied for third on the team with eight tackles, including four solo stops, vs. New England (12/13)
- His tackle total was his second-highest single-game output of the season (12/13)
- Tied for the team lead with seven tackles (three solo), including two for loss and 1.0 sack at Indianapolis (12/20)
- Picked up his first career sack when he brought down Colts QB Matt Hasselbeck for an 11-

BENARDRICK MCKINNEY

yard loss in the third quarter at Indianapolis (12/20). The sack pinned the Colts at their own 1-yard line and forced a punt

- Finished second on the team with nine tackles, including four solo stops in Wild Card Game vs. Kansas City (1/9/16)
- Posted the second-most tackles by a rookie in a Texans postseason game (1/9/16)

COLLEGE:

- Played three seasons (2012-14) at Mississippi State University in Starkville, Miss. after redshirting the 2011 campaign
- One of the all-time great linebackers in school history, becoming the program's first first-team All-America linebacker since 1999
- Mississippi State's top tackler in his final two seasons
- Played in 39 games with 36 starts in three seasons with the Bulldogs
- Recorded 244 tackles, 19.5 tackles for loss, 7.5 sacks, seven passes defended and six fumble recoveries
- First-team All-America honors in 2014 from the Football Writers Association, ESPN, Phil Steele and Sports Illustrated
- Started all 13 games at middle linebacker and for the second straight year in 2014, was the Bulldogs' top tackler recording 71 with eight tackles for loss, three sacks, four passes defended, three fumble recoveries and one forced fumble
- Named to College Football News' All-Sophomore squad in 2013 when he racked up a team-best 71 total tackles, which ranked fourth among all sophomores in the SEC, and tied for the team lead in tackles for loss with 7.0 and sacks with 3.5
- Named a First-Team Freshman All-American by CBSsports.com, FoxSportsNext, Phil Steele and CollegeFootballNews.com in 2012
- Led all SEC freshmen and tied for second among freshman in the FBS with 102 tackles in 2012, which also ranked sixth overall in the SEC, while playing in all 13 games (10 starts)
- Earned All-SEC Freshman honors by the SEC coaches and ESPN.com in 2012 when he totaled 4.5 tackles for loss, a sack, four pass breakups and a fumble recovery
- Sat out his first season as a redshirt freshman in 2011

PERSONAL:

- Attended Rosa Fort High School in Tunica, Miss.
- A top defensive prospect in the state of Mississippi and was the first Rosa Fort player to sign with an SEC program since 2001
- Led the RFHS Lions to a 3-3 finish in Region 2 play and a first-round playoff appearance in the Class 4A state playoffs
- Selected by the state's high school coaches to the North/South All-Star Game as a linebacker
- Started at quarterback for Rosa Fort during senior season and accounted for 2,036 total yards of offense and 22 touchdowns with 1,334 passing and 702 yards on the ground
- Credited with 66 tackles from linebacker spot
- Threw for 530 yards with five touchdowns as a junior
- Started for the Rosa Fort basketball team



BRAXTON MILLER

WIDE RECEIVER | 6-2 | 215 | OHIO STATE

Hometown: Springfield, Ohio | 2nd NFL Season | 2nd with Texans | Age: 24

Acquired: D3-'16 | 2017 GP/GS: 4/1 | Career GP/GS (Playoffs): 14/7 (0/0)

Teams: Houston 2016-17

13

TRANSACTIONS:

Selected by the Houston Texans with the 22nd pick in the third round (85th overall) of the 2016 NFL Draft.

2017 (Houston 4/1):

- Caught one pass for a career-high 15 yards at New England (9/24)
- Hauled in a one-yard touchdown reception for his first score of the season and second of his career vs. Cleveland (10/15)

2016 (Houston 10/6, 0/0):

- Caught one pass for six yards in his NFL debut vs. Chicago (9/11)
- Made one catch for three yards vs. Kansas City (9/18) in Week 2
- Inactive for Week 3 at New England (9/22) and Week 4 vs. Tennessee (10/2) with an injury
- Made his first career kickoff return for 15 yards and added a 12-yard reception at Minnesota (10/9) in Week 5
- Tallied two receptions for 13 yards and returned a kickoff 17 yards vs. Indianapolis (10/16) in Week 6
- Logged then-career highs with three receptions for 18 yards vs. Detroit (10/30) in Week 8
- Started his third game of the season and caught one pass for 10 yards at Jacksonville (11/13) in Week 10
- Set single-game career highs in receptions (5) and receiving yards (26) and caught his first career touchdown on a 12-yard pass from QB Brock Osweiler in the second quarter at Oakland (11/21) in Week 11
- Hauled in one pass for 12 yards and recorded one rush attempt for one yard vs. San Diego (11/27)
- Inactive for Week 14 at Indianapolis (12/11) with an injury
- Placed on the Reserve/Injured List on Dec. 13

COLLEGE:

- Played four seasons (2011-13; 15) at Ohio State University in Columbus, Ohio
- Redshirted the 2014 campaign
- After missing 20 months of activity while recovering from a shoulder injury and two surgeries, switched positions to receiver/H-Back and earned honorable mention All-Big Ten honors after catching 26 passes for 341 yards and three touchdowns plus rushing for 281 yards and another score
- A two-time winner of the Chicago Tribune's Silver Football Award as the best player in the Big Ten as quarterback
- Holds the school record with 88 touchdowns responsible for while also finishing among the school's greats with 8,609 yards of total offense (second at Ohio State), 3,314 rushing yards (No. 6) and 33 rushing touchdowns, 5,295 yards passing (No. 8) and 52 touchdowns (No. 4)
- Has the most individual awards in Big Ten history with seven, including two offensive player and quarterback of year awards plus a freshman of the year honor
- Finished his career as a CFP National Champion (2015), Sugar Bowl Champion (2015), Fiesta Bowl Champion (2016) and Big Ten Champion (2014)
- A two-time All-Big Ten First Team selection (2012, 2013) and the only player ever to be named two-time Big Ten Offensive Player of the Year (2012, 2013)
- Also a two-time Heisman Trophy candidate (5th - 2012, 9th - 2013)
- Graduated in December 2014 with a degree in communications

PERSONAL:

- Highly-regarded quarterback who led Wayne High School in Huber Heights, Ohio to the 2010 Division I state title game
- Passed for 2,167 yards and 17 touchdowns, and rushed for 658 yards 17 more touchdowns as a senior for Coach Jay Minton
- Had a career record of 31-7 as a starting quarterback
- Ohio Mr. Football finalist and first team all-state
- Under Armour All-American game participant
- Basketball letterman
- The son of Kelly and Kevin Miller

2017 OFFENSIVE STATISTICS

REGULAR SEASON				RECEIVING					RUSHING				
Date	Opp	GP	GS	Rec	Yds	Avg	Lg	TD	Att	Yds	Avg	Lg	TD
9/10	JAX	1	0	0	0	0.0	0	0	0	0	0.0	0	0
9/14	at CIN	1	1	2	10	5.0	8	0	0	0	0.0	0	0
9/24	at NE	1	0	1	15	15.0	15	0	0	0	0.0	0	0
10/1	TEN	-	-	-	-	INACTIVE	-	-	-	-	-	-	-
10/8	KC	-	-	-	-	INACTIVE	-	-	-	-	-	-	-
10/15	CLE	1	0	2	-5	-2.5	1	1	0	0	0.0	0	0
10/29	at SEA	-	-	-	-	-	-	-	-	-	-	-	-
11/5	IND	-	-	-	-	-	-	-	-	-	-	-	-
11/12	at LAR	-	-	-	-	-	-	-	-	-	-	-	-
11/19	ARI	-	-	-	-	-	-	-	-	-	-	-	-
11/27	BAL	-	-	-	-	-	-	-	-	-	-	-	-
12/3	at TEN	-	-	-	-	-	-	-	-	-	-	-	-
12/10	SF	-	-	-	-	-	-	-	-	-	-	-	-
12/17	at JAX	-	-	-	-	-	-	-	-	-	-	-	-
12/25	PIT	-	-	-	-	-	-	-	-	-	-	-	-
12/31	at IND	-	-	-	-	-	-	-	-	-	-	-	-
Totals		4	1	5	20	4.0	15	1	0	0	0.0	0	0

CAREER OFFENSIVE STATISTICS

REGULAR SEASON				RECEIVING					RUSHING				
Year	Team	GP	GS	Rec	Yds	Avg	Lg	TD	Att	Yds	Avg	Lg	TD
2016	HOU	10	6	15	99	6.6	12t	1	3	0	0.0	1	0
2017	HOU	4	1	5	20	4.0	15	1	0	0	0.0	0	0
Totals		14	7	20	119	6.0	12t	2	3	0	0.0	1	0

CAREER RETURN STATISTICS

REGULAR SEASON				KICKOFFS					PUNTS				
Year	Team	GP	KR	Yds	Avg	Lg	TD	PR	Yds	Avg	Lg	TD	FC
2016	HOU	10	3	41	13.7	17	0	1	1	1.0	1	0	0
Totals		10	3	41	13.7	17	0	1	1	1.0	1	0	0

- Youngest of three siblings (Brion and Bailey)
- Has a son, Landon
- Enrolled at Ohio State in January 2009



LAMAR MILLER

RUNNING BACK | 5-10 | 225 | MIAMI (FLA.)

Hometown: Miami, Fla. | 6th NFL Season | 2nd with Texans | Age: 26
 Acquired: UFA-'16 (MIA) | 2017 GP/GS: 6/6 | Career GP/GS (Playoffs): 81/68 (2/2)
 Teams: Miami 2012-15; Houston 2016-17

26

TRANSACTIONS:

Selected by the Miami Dolphins with the second pick in the fourth round (97th overall) of the 2012 NFL Draft...Signed by the Houston Texans on March 10, 2016.

CAREER:

- Ranks second in the AFC and fifth in the NFL with 3,416 rushing yards over the past four seasons (2014-17)
- Fifth among all NFL running backs in scrimmage yards over the past four seasons (2014-17) with a total of 4,451 (3,416 rushing yards and 1,035 receiving yards)
- Ranks 10th among all NFL running backs with a 4.40 yards per carry average over the past four seasons (2014-17)
- In his first season with the Texans in 2016, became just the fourth player in franchise history to rush for 1,000 yards in a season and made his NFL postseason debut
- Became the fourth player in Texans history to score a rushing and receiving touchdown in the same game vs. Indianapolis (10/16/16)
- Played in 67 consecutive games from 2012-16 and started 56 consecutive games from 2013-16
- Had a 54-yard touchdown reception and an 85-yard touchdown run - both in the second quarter vs. Houston on (10/25/15), becoming the second player in NFL history with an 85-plus yard touchdown run and 50-plus yard touchdown catch in a single game (RB Chris Johnson) and the only player to accomplish the feat in a single quarter
- Has 10 career 100-yard rushing games

2017 (Houston 6/6):

- Led the team with 96 yards of total offense in the season opener vs. Jacksonville (9/10)
- Notched 61 rushing yards and 26 receiving yards to produce 87-plus yards of offense for the second consecutive week at Cincinnati (9/14)
- Recorded 56 rushing yards and had 60+ yards of offense for the third consecutive game at New England (9/24)
- Turned a season-high 19 carries into a season-high 75 rushing yards and one touchdown vs. Tennessee (10/1). Miller also caught four receptions for 56 yards and a touchdown to produce 131 yards of total offense. With the touchdown rush, Miller has accumulated 25 in his career.
- Started his fifth straight game and rushed for 74 yards on 15 carries vs. Kansas City (10/8). Miller has topped 55 rushing yards in the first five games of the season and has tallied more than 85 yards of offense in four games
- Rushed for 41 yards and added 40 receiving yards in the air vs. Cleveland (10/15). Miller has recorded 60-or-more scrimmage yards in six consecutive games and passed 1,000 career carries in the game

2016 (Houston 14/14, 2/2):

- Finished 10th in the NFL in rushing yards (1,073), 19th in scrimmage yards (1,261) and 24th in first downs (61)
- Started his first game as a Texan and rushed for 106 yards on a career-high 28 attempts, averaging 3.8 yards per carry. Also caught four passes for 11 yards vs. Chicago (9/11)
- His 15 carries in the first half vs. Chicago (9/11) marked the most he's ever had in a half of a game in his career, surpassing his previous high of 14 carries in the first half against Houston as a member of the Miami Dolphins (10/25/15)
- Finished with 83 rushing yards on 25 carries and 14 receiving yards on two receptions vs. Kansas City (9/18)
- Set career highs for rushing attempts in a quarter (10 in first quarter) and half (16 in first half), and totaled 21 carries for 80 yards at New England (9/22) in Week 3
- Rushed for 82 yards on 19 attempts (season-high 4.3 avg.) and caught three passes for 26 yards vs. Tennessee (10/2) in Week 4
- Rushed for a touchdown and a season-high 149 yards on 24 carries, averaging 6.2 yards per attempt. Also caught three passes for 29 yards and a touchdown vs. Indianapolis (10/16) in Week 6

2017 STATISTICS

REGULAR SEASON				RUSHING					RECEIVING				
Date	Opp	GP	GS	Att	Yds	Avg	Lg	TD	Rec	Yds	Avg	Lg	TD
9/10	JAX	1	1	17	65	3.8	8	0	2	31	15.5	26	0
9/14	at CIN	1	1	18	61	3.4	19	0	3	26	8.7	12	0
9/24	at NE	1	1	14	56	4.0	12	0	1	7	7.0	7	0
10/1	TEN	1	1	19	75	3.9	9	1	4	56	14.0	32	1
10/8	KC	1	1	15	74	4.9	18	0	2	15	7.5	12	0
10/15	CLE	1	1	15	41	2.7	14	0	3	40	13.3	26	0
10/29	at SEA	-	-	-	-	-	-	-	-	-	-	-	-
11/5	IND	-	-	-	-	-	-	-	-	-	-	-	-
11/12	at LAR	-	-	-	-	-	-	-	-	-	-	-	-
11/19	ARI	-	-	-	-	-	-	-	-	-	-	-	-
11/27	at BAL	-	-	-	-	-	-	-	-	-	-	-	-
12/3	at TEN	-	-	-	-	-	-	-	-	-	-	-	-
12/10	SF	-	-	-	-	-	-	-	-	-	-	-	-
12/17	at JAX	-	-	-	-	-	-	-	-	-	-	-	-
12/25	PIT	-	-	-	-	-	-	-	-	-	-	-	-
12/31	at IND	-	-	-	-	-	-	-	-	-	-	-	-
Totals		6	6	98	372	3.8	19	1	15	175	11.7	32	1

CAREER STATISTICS

REGULAR SEASON				RUSHING					RECEIVING				
Year	Team	GP	GS	Att	Yds	Avg	Lg	TD	Rec	Yds	Avg	Lg	TD
2012	MIA	13	1	51	250	4.9	28	1	6	45	7.5	12	0
2013	MIA	16	15	177	709	4.0	49	2	26	170	6.5	22	0
2014	MIA	16	16	216	1,099	5.1	97t	8	38	275	7.2	20	1
2015	MIA	16	16	194	872	4.5	85t	8	47	397	8.4	54t	2
2016	HOU	14	14	268	1,073	4.0	45	5	31	188	6.1	16	1
2017	HOU	6	6	98	372	3.8	19	1	15	175	11.7	32	1
Totals		81	68	1,004	4,375	4.4	97t	25	163	1,250	7.7	54t	5

POSTSEASON				RUSHING					RECEIVING				
Year	Team	GP	GS	Att	Yds	Avg	Lg	TD	Rec	Yds	Avg	Lg	TD
2016	HOU	2	2	50	147	2.9	19	1	4	15	3.8	6	0
Totals		2	2	50	147	2.9	19	1	4	15	3.8	6	0

ADDITIONAL STATISTICS

Fumbles/Lost (7/6): 2013 - 1/1; 2014 - 3/3; 2015 - 1/1; 2016 - 2/1 | Fumble Recoveries (4): 2014 - 1; 2015 - 1; 2016 - 2

CAREER GAME HIGHS

Rushing Att.: 28 vs. CHI, 9/11/16 | Rushing Yards: 178 vs. NYJ, 12/28/14 | Rushing TD: 2, 2x - last: vs. NYG, 12/14/15
 Rushing Long: 97t vs. NYJ, 12/28/14 | Receptions: 7 at BUF, 11/8/15 | Receiving Yards: 97 at BUF, 11/8/15
 Receiving TDs: 1, 4x - last: vs. IND, 10/16/16 | Receiving Long: 54t vs. HOU, 10/25/15

- Recorded a rushing and receiving touchdown in the same game for the second time in his career and first since Week 7 of 2015, vs. Indianapolis (10/16) in Week 6
- Totaled 61 yards on 11 attempts (5.6 avg.), including a season-long 25-yard run, at Denver (10/24) in Week 7
- Rushed 17 times for 56 yards and a touchdown, while catching two passes for seven yards vs. Detroit (10/30) in Week 8
- Totaled 83 rushing yards on 15 carries (5.5 avg.), including a season-long 45-yard run, at Jacksonville (11/13) in Week 10
- Registered his third 100-yard performance of the season with 104 rushing yards on 24 attempts (4.3 avg.) and scored on a 1-yard touchdown run in the third quarter at Oakland (11/21) in Week 11
- Rushed for 57 yards on 19 carries and caught three passes for 18 yards for a total of 75 scrimmage yards vs. San Diego (11/27) in Week 12
- Surpassed his previous career high of 216 carries in a season (2014) at Green Bay (12/4)
- Posted 107 rushing yards on 21 attempts (5.1 avg.) and scored a touchdown at Indianapolis (12/11) in Week 14
- Rushed for 63 yards and the game-winning touchdown on 22 carries and added two receptions for 26 yards for a total of 89 scrimmage yards vs. Jacksonville (12/18) in Week 15
- Inactive for Week 16 vs. Cincinnati (12/24) with an injury

LAMAR MILLER

- In his first career postseason game, led the team with 73 rushing yards and a touchdown on 31 carries, which was the second-most carries in Texans postseason history, vs. Oakland (1/7/17) in the AFC Wild Card round
- Logged 89 scrimmage yards with 73 rushing yards and 16 receiving yards at New England (1/14/17) in the AFC Divisional round

2015 (Miami 16/16):

- Played in and started all 16 games
- Recorded 194 carries for 872 yards (4.5 avg.) and eight touchdowns
- Added 47 receptions for 397 yards (8.4 avg.) and two receiving touchdowns
- Totaled 100 yards for the first time on the year with a 19-carry, 113-yard performance and a touchdown at Tennessee (10/18)
- Named FedEx Ground Player of the Week as he rushed for 175 yards on 14 carries (12.5 avg.) and one touchdown while catching three passes for 61 yards (20.3) and a 54-yard receiving touchdown in win vs. Houston (10/25)
- His 12.50 yards per carry average was the fourth-highest single-game rushing average in team history (minimum 10 attempts)
- Scored twice and totaled 44 rushing yards on 12 carries (3.7 avg.) at Buffalo (11/8)
- Totaled 20 carries for 113 yards (5.7 avg.) in win vs. Baltimore (12/6)
- Rushed for 89 yards on 12 carries (7.4 avg.) and two scores vs. N.Y. Giants (12/14)

2014 (Miami 16/16):

- Played in and started all 16 games
- Led the Dolphins in rushing with 216 carries for 1,099 yards (5.09 avg.) and eight touchdowns
- Added 38 catches for 275 yards and one touchdown
- Led the Dolphins in rushing on 14 occasions during the season
- Became the first Dolphins player to eclipse the 1,000-yard rushing mark since RB Reggie Bush in 2011 and posted the eighth-highest single-season total in Miami history
- Rushed 11 times for 59 yards and added four receptions for 19 yards and one touchdown, the first touchdown reception of his career, vs. New England (9/7)
- Rushed for 108 yards vs. Kansas City (9/21)
- Carried the ball 12 times for 64 yards with two rushing touchdowns at Oakland in London (9/28), which marked the first multi-rushing touchdown game of his career
- Rushed 14 times for 53 yards and one touchdown vs. Green Bay (10/12)
- Rushed for 61 yards on 18 carries and one touchdown at Chicago (10/19), which marked the third consecutive game he scored a rushing touchdown
- Closed the season by rushing 19 times for a career-high 178 yards and one touchdown vs. N.Y. Jets (12/28)
- It was the sixth-highest single-game rushing total in the NFL and the fifth-most in the AFC in 2014
- In addition, his 9.37 yards per rush (19-178) against the N.Y. Jets was the highest single-game average in the NFL in 2014 among all running backs with a minimum of 15 carries
- Recorded a 97-yard touchdown run in the third quarter vs. the N.Y. Jets (12/28), which was tied for the third-longest run in NFL history, behind the 98-yard run by RB Ahman Green of Green Bay in 2003 and RB Tony Dorsett's 99-yard run for the Dallas Cowboys in 1982
- Finished the 2014 season ranked among the NFL leaders in every major rushing statistic
- His 1,099 yards were 10th in the NFL and fifth in AFC
- His eight rushing touchdowns were tied for eighth in the NFL and tied for second in the AFC
- His 5.09 average per carry was fifth in the NFL and second in the AFC overall and second in the NFL and AFC among running backs

2013 (Miami 16/15):

- Played in all 16 games with 15 starts
- Led the Dolphins in rushing with 177 carries for 709 yards and two touchdowns
- Added 26 catches for 170 yards
- Led the team in rushing on 11 occasions
- Led the Dolphins in rushing with 14 carries for 69 yards and one touchdown, coming on a 10-yard run, and added two catches for six yards at Indianapolis (9/15)
- Led the Dolphins in rushing with eight carries for 62 yards, including a season-long 49-yard run vs. Atlanta (9/22)
- Had 11 carries for 62 yards and one touchdown and added one catch for six yards at New Orleans (9/30)
- Posted nine carries for 43 yards, including a 30-yard run, vs. Buffalo (10/20)
- Recorded 18 carries for 89 yards and added three catches for 23 yards at New England (10/27)
- Posted 16 carries for 105 yards, including a 41-yard run, and added four catches for 24 yards vs. Cincinnati (10/31)
- It marked the first 100-yard rushing performance of his NFL career
- Gained 72 yards on 22 carries and added one catch for 13 yards at N.Y. Jets (12/1)
- Had 15 carries for 61 yards vs. New England (12/15)
- Led the team with 17 carries for 73 yards and added one catch for four yards vs. N.Y. Jets (12/29)

2012 (Miami 13/1):

- Played in 14 games with one start as a rookie
- Was inactive for two games
- Recorded 51 carries for 250 yards and one touchdown
- Added six receptions for 45 yards
- Made NFL debut in a reserve role vs. Oakland (9/16) and had ten carries for 65 yards and one touchdown
- His touchdown came on a 15-yard run in the fourth quarter, the first touchdown of his career
- It was the first time a Dolphins rookie had a rushing touchdown since Ronnie Brown in 2005
- His first NFL carry came on a five-yard run in the first quarter
- Registered nine carries for 48 yards, including a 22-yard run, vs. N.Y. Jets (9/23)
- Had three carries for 12 yards and added two catches for 13 yards, the first two receptions of his NFL career, vs. Tennessee (11/11)
- Made the first start of his NFL career at San Francisco (12/9)
- Led the Dolphins in rushing with ten carries for season-high 73 yards, including a long run of 28 yards, vs. Buffalo (12/23)

COLLEGE:

- Two-year letterman (2010-11) and one-year starter at the University of Miami (Fla.) after redshirting the 2009 campaign
- Played in 23 career games with 13 starts
- Recorded 335 carries for 1,918 yards (5.7 avg.) with 15 touchdowns
- Caught 28 passes for 181 yards (6.5 avg.) and one score
- Added 15 kickoff returns for 376 yards (25.1 avg.) and a touchdown and three punt returns for 16 yards (5.3 avg.)
- Ran for more than 100 yards nine times during his career
- Started 12 games as a redshirt sophomore in 2011
- Named as a first-team All-Atlantic Coast Conference selection
- Rushed for 1,272 yards on 227 carries (5.6 avg.) and nine touchdowns
- Became the first Miami running back since Willis McGahee in 2002 to rush for more than 1,000 yards in a season
- It was the third-best single-season rushing total in program history, behind Willis McGahee (1,753 yards in 2002) and Edgerrin James (1,416 in 1998)
- Added 17 receptions for 85 yards (5.0 avg.) and a score
- Also returned seven kickoffs for 162 yards (23.4 avg.)
- Was the only back in country with a rush of 40 yards or more through each of the first four games of the season
- Rushed for 100-plus yards in each of first five games of season
- Played in 11 games with one start as a redshirt freshman in 2010
- Recorded 108 carries for 646 yards (6.0 avg.) and six touchdowns
- Added 11 receptions for 96 yards (8.7 avg.)
- Had eight kickoff returns for 214 yards (26.8 avg.) and a touchdown
- Also returned three punts for 16 yards
- Was twice named ACC Rookie of the Week
- Majored in liberal arts

PERSONAL:

- Attended Miami (Fla.) Killian High School
- Named first-team All-State recognition as a senior
- Led Miami-Dade in rushing with 217 carries for 1,749 yards and 22 touchdowns
- Earned second-team All-State honors as a junior
- Amassed 154 carries for 1,126 yards with 12 scores
- Also lettered in basketball and track and field
- Held a summer job while in high school at what was then called the Miami MetroZoo (it became Zoo Miami in the summer of 2010)
- Grew up a fan of the Miami Hurricanes
- Lists "Martin" and "The Jamie Foxx Show" as favorite television shows and Meek Mill as favorite recording artist
- Worked with local schools in team's bowling, Dave & Buster's, mini-golf and go-karting events
- Participated in the Miami Dolphins Foundation's Fins Weekend events
- Walked in support of WalkAbout Autism event at Sun Life Stadium
- Born April 25, 1991 in Miami, Fla.



COREY MOORE

SAFETY | 6-2 | 205 | GEORGIA

Hometown: Griffin, Ga. | 2nd NFL Season | 2nd with Texans | Age: 24
 Acquired: CFA-'15 | 2017 GP/GS: 5/3 | Career GP/GS (Playoffs): 22/11 (3/1)
 Teams: Houston 2015-17

43

TRANSACTIONS:

Signed by the Houston Texans as a college free agent on May 11, 2015...Waived by the Texans on Sept. 5, 2015...Signed to the Texans practice squad on Sept. 8, 2015...Signed to the Texans active roster on Dec. 29, 2015.

2017 (Houston 5/3):

- Started and recorded four tackles in the season opener vs. Jacksonville (9/10)
- Notched his first special teams tackle of the season vs. Kansas City (10/8)

2016 (Houston 16/8, 2/1):

- Appeared in all 16 games and made eight starts, tallying 23 tackles and three passes defended
- Also recorded nine special teams tackles, which ranked fourth on the team
- Played exclusively on special teams in Weeks 1-3
- Recorded one special teams tackle vs. Kansas City (9/18) in Week 2
- Saw his first action of the season on defense and contributed on special teams vs. Tennessee (10/2) in Week 4
- Saw his most significant action on defense and registered the first two tackles (one solo) of his career at Minnesota (10/9)
- Made the first start of his career and notched a career-high four tackles (two solo) vs. Indianapolis (10/16) in Week 6
- Started at Denver (10/24) in Week 7 and recorded two tackles (one solo)
- Made a third consecutive start and finished with three solo tackles and the first two passes defended of his career vs. Detroit (10/30) in Week 8
- Played exclusively on special teams at Jacksonville (11/13) in Week 10
- Recorded one solo tackle, a pass defended and a special teams tackle at Oakland (11/21) in Week 11
- Played three snaps on defense and contributed on special teams vs. San Diego (11/27) in Week 12
- Started his first game since Week 8 and made four solo tackles and contributed with one special teams tackle at Green Bay (12/4) in Week 13
- Made a second consecutive start and notched one tackle on both defense and special teams at Indianapolis (12/11)
- Notched three solo tackles and a pair of special teams tackles in his seventh start of the season vs. Cincinnati (12/24)
- Logged three tackles and made two special teams tackles at Tennessee (1/1/17) in Week 17
- Became the second safety and the sixth player in Texans history to record an interception in a postseason game when he picked off Raiders QB Connor Cook vs. Oakland (1/7/17) in the AFC Wild Card round
- Led the team with seven tackles and added one pass defended at New England (1/14/17) in the AFC Divisional round

2015 (Houston 1/0, 1/0):

- Signed to the Texans active roster on Dec. 29 after spending all season on the practice squad
- Made his NFL debut vs. Jacksonville (1/3/16) and had one special teams tackle

COLLEGE:

- Played four seasons (2011-14) at the University of Georgia in Athens, Ga.
- Saw action in 12 games and made six starts in 2014, compiling 26 total tackles (20 solo)
- Recorded two career interceptions

2017 STATISTICS

REGULAR SEASON				TACKLES					SACKS		INTERCEPTIONS					FUMBLES				
Date	Opp	GP	GS	Tot	Solo	Asst	QBH	TFL	Sk	Yds	Int	Yds	Lg	TD	PD	FF	FR	Yds	TD	
9/10	JAX	1	1	4	3	1	0	0	0.0	0.0	0	0	0	0	0	0	0	0	0	0
9/14	at CIN	1	1	3	1	2	0	0	0.0	0.0	0	0	0	0	0	0	0	0	0	0
9/24	at NE	1	1	2	2	0	0	0	0.0	0.0	0	0	0	0	0	0	0	0	0	0
10/1	TEN	1	0	1	0	1	0	0	0.0	0.0	0	0	0	0	0	0	0	0	0	0
10/8	KC	1	0	0	0	0	0	0	0.0	0.0	0	0	0	0	0	0	0	0	0	0
10/15	CLE	INACTIVE																		
10/29	at SEA	-	-	-	-	-	-	-	-	-	-	-	-	-	-	-	-	-	-	-
11/5	IND	-	-	-	-	-	-	-	-	-	-	-	-	-	-	-	-	-	-	-
11/12	at LAR	-	-	-	-	-	-	-	-	-	-	-	-	-	-	-	-	-	-	-
11/19	ARI	-	-	-	-	-	-	-	-	-	-	-	-	-	-	-	-	-	-	-
11/27	at BAL	-	-	-	-	-	-	-	-	-	-	-	-	-	-	-	-	-	-	-
12/3	at TEN	-	-	-	-	-	-	-	-	-	-	-	-	-	-	-	-	-	-	-
12/10	SF	-	-	-	-	-	-	-	-	-	-	-	-	-	-	-	-	-	-	-
12/17	at JAX	-	-	-	-	-	-	-	-	-	-	-	-	-	-	-	-	-	-	-
12/25	PIT	-	-	-	-	-	-	-	-	-	-	-	-	-	-	-	-	-	-	-
12/31	at IND	-	-	-	-	-	-	-	-	-	-	-	-	-	-	-	-	-	-	-
Totals		5	3	10	6	4	0	0	0.0	0.0	0	0	0	0	0	0	0	0	0	0

ADDITIONAL STATISTICS

Special Teams Tackles: 1

CAREER STATISTICS

REGULAR SEASON				TACKLES					SACKS		INTERCEPTIONS					FUMBLES				
Year	Team	GP	GS	Tot	Solo	Asst	QBH	TFL	Sk	Yds	Int	Yds	Lg	TD	PD	FF	FR	Yds	TD	
2015	HOU	1	0	0	0	0	0	0	0.0	0.0	0	0	0	0	0	0	0	0	0	0
2016	HOU	16	8	23	18	5	0	0	0.0	0.0	0	0	0	0	3	0	0	0	0	0
2017	HOU	5	3	10	6	4	0	0	0.0	0.0	0	0	0	0	0	0	0	0	0	0
Totals		22	11	26	17	9	0	0	0.0	0.0	0	0	0	0	3	0	0	0	0	0
POSTSEASON				TACKLES					SACKS		INTERCEPTIONS					FUMBLES				
Year	Team	GP	GS	Tot	Solo	Asst	QBH	TFL	Sk	Yds	Int	Yds	Lg	TD	PD	FF	FR	Yds	TD	
2015	HOU	1	0	0	0	0	0	0	0.0	0.0	0	0	0	0	0	0	0	0	0	0
2016	HOU	2	1	7	6	1	0	0	0.0	0.0	1	20	20	0	3	0	0	0	0	0
Totals		3	1	7	6	1	0	0	0.0	0.0	1	20	20	0	3	0	0	0	0	0

ADDITIONAL STATISTICS

Special Teams Tackles (10): 2015 - 1; 2016 - 9 | Postseason Special Teams Tackles (1): 2016 - 1

- Appeared in 12 games (seven starts) in 2013, finishing with 35 tackles
- Recipient of the Erskine "Erk" Russell Football Scholarship (2011-13)
- Appeared in 14 games making one start (on offense) in 2012, and had 14 tackles, including one for a loss
- Appeared in 12 games in 2011

PERSONAL:

- Attended Griffin (Ga.) High School and was coached by Steve Devoursney
- Majored in communication studies at Georgia
- 2010 Army All-America Team
- 2010 PrepStar Top 150 Dream Team
- SuperPrep All-America and All-Dixie teams
- ESPN.com four-star prospect, No. 15 DB nationally
- 2010 Atlanta Journal Constitution Top 50
- 2010 Georgia Athletic Coaches Association North-South All-Star Team
- 2010 Griffin Daily News All-Area ATH
- Backup quarterback as a senior
- Also lettered in basketball and track
- Born Jan. 28, 1993

TEXANS BIOS



BRIAN PETERS

INSIDE LINEBACKER | 6-4 | 235 | NORTHWESTERN

Hometown: Pickerington, Ohio | 3rd NFL Season | 3rd with Texans | Age: 28
 Acquired: FA-'15 | 2017 GP/GS: 6/0 | Career GP/GS (Playoffs): 30/0 (3/0)
 Teams: Minnesota 2015; Houston 2015-17

52

TRANSACTIONS:

Signed by the Minnesota Vikings on Feb. 23, 2015...Waived by the Vikings on Sept. 5, 2015...Signed to the Vikings practice squad on Sept. 6, 2015...Signed by the Houston Texans to the active roster on Sept. 30, 2015.

CAREER:

- Broke into the NFL with Minnesota in 2015 before joining the Texans later in the season
- Developed into a key special teams player whose 17 special teams tackles in 2015 led the Texans and tied for the top total in the league
- Played one season with the Arena Football League's Iowa Barnstormers (2012) before spending two seasons with the Canadian Football League's Saskatchewan Roughriders (2013-14)
- Won the 101st Grey Cup with the Roughriders following the 2013 season. Recorded 5 special teams tackles in the game
- Just the 5th player in CFL history, and first Rider, to lead team in tackles and special teams tackles in the same season

2017 (Houston 6/0):

- Matched his career-high with one defensive tackle and added a special teams stop vs. Jacksonville (9/10)
- Recorded two special teams tackles vs. Cleveland (10/15)

2016 (Houston 12/0, 2/0):

- Finished third on the team with 10 special teams tackles
- Saw action exclusively on special teams and recorded a special teams tackle in the season opener vs. Chicago (9/11)
- Notched two special teams tackles vs. Kansas City (9/18)
- Played on special teams at New England (9/22) in Week 3
- Recorded a special teams tackle vs. Tennessee in Week 4
- Registered the first two kickoffs of his career, a 66-yarder and 47-yarder, at Minnesota (10/9) in Week 5
- Inactive for Weeks 6-10 with an injury
- Assisted on a special teams tackle vs. San Diego (11/27) in Week 12
- Made one special teams tackle at Indianapolis (12/11) in Week 14
- Notched one special teams tackle vs. Cincinnati (12/24) in Week 16
- Logged the first tackle and tackle for loss of his career when he brought down Titans RB Derrick Henry for a 2-yard loss in the fourth quarter at Tennessee (1/1/17) in Week 17
- Registered two special teams tackles vs. Oakland (1/7/17) in the AFC Wild Card round

2015 (Houston 12/0, 1/0):

- Signed by the Texans to their active roster on Sept. 30
- Made his NFL debut on special teams at Atlanta (10/4) and had one special teams tackle
- Made a special teams tackle vs. Indianapolis (10/8)
- Inactive in Week 6 at Jacksonville (10/18)
- Led the team with three special teams tackles, including two solo stops vs. N.Y. Jets (11/22)
- Led the team and ranked tied for first in the NFL with 17 special teams tackles

COLLEGE:

2017 STATISTICS

REGULAR SEASON				TACKLES					SACKS		INTERCEPTIONS					FUMBLES				
Date	Opp	GP	GS	Tot	Solo	Asst	QBH	TFL	Sk	Yds	Int	Yds	Lg	TD	PD	FF	FR	Yds	TD	
9/10	JAX	1	0	1	0	1	0	0	0.0	0.0	0	0	0	0	0	0	0	0	0	0
9/14	at CIN	1	0	0	0	0	0	0	0.0	0.0	0	0	0	0	0	0	0	0	0	0
9/24	at NE	1	0	0	0	0	0	0	0.0	0.0	0	0	0	0	0	0	0	0	0	0
10/1	TEN	1	0	1	0	1	0	0	0.0	0.0	0	0	0	0	0	0	0	0	0	0
10/8	KC	1	0	0	0	0	0	0	0.0	0.0	0	0	0	0	0	0	0	0	0	0
10/15	CLE	1	0	0	0	0	0	0	0.0	0.0	0	0	0	0	0	0	0	0	0	0
10/29	at SEA	-	-	-	-	-	-	-	-	-	-	-	-	-	-	-	-	-	-	-
11/5	IND	-	-	-	-	-	-	-	-	-	-	-	-	-	-	-	-	-	-	-
11/12	at LAR	-	-	-	-	-	-	-	-	-	-	-	-	-	-	-	-	-	-	-
11/19	ARI	-	-	-	-	-	-	-	-	-	-	-	-	-	-	-	-	-	-	-
11/27	at BAL	-	-	-	-	-	-	-	-	-	-	-	-	-	-	-	-	-	-	-
12/3	at TEN	-	-	-	-	-	-	-	-	-	-	-	-	-	-	-	-	-	-	-
12/10	SF	-	-	-	-	-	-	-	-	-	-	-	-	-	-	-	-	-	-	-
12/17	at JAX	-	-	-	-	-	-	-	-	-	-	-	-	-	-	-	-	-	-	-
12/25	PIT	-	-	-	-	-	-	-	-	-	-	-	-	-	-	-	-	-	-	-
12/31	at IND	-	-	-	-	-	-	-	-	-	-	-	-	-	-	-	-	-	-	-
Totals		6	0	2	0	2	0	0	0.0	0.0	0	0	0	0	0	0	0	0	0	0

ADDITIONAL STATISTICS

Special Teams Tackles: 5

CAREER STATISTICS

REGULAR SEASON				TACKLES					SACKS		INTERCEPTIONS					FUMBLES				
Year	Team	GP	GS	Tot	Solo	Asst	QBH	TFL	Sk	Yds	Int	Yds	Lg	TD	PD	FF	FR	Yds	TD	
2015	HOU	12	0	0	0	0	0	0	0.0	0.0	0	0	0	0	0	0	0	0	0	0
2016	HOU	12	0	1	1	0	0	1	0.0	0.0	0	0	0	0	0	0	0	0	0	0
2017	HOU	6	0	2	0	2	0	0	0.0	0.0	0	0	0	0	0	0	0	0	0	0
Totals		30	0	3	1	2	0	1	0.0	0.0	0	0	0	0	0	0	0	0	0	0

POSTSEASON

Year	Team	GP	GS	Tot	Solo	Asst	QBH	TFL	Sk	Yds	Int	Yds	Lg	TD	PD	FF	FR	Yds	TD	
2015	HOU	1	0	0	0	0	0	0	0.0	0.0	0	0	0	0	0	0	0	0	0	0
2016	HOU	2	0	0	0	0	0	0	0.0	0.0	0	0	0	0	0	0	0	0	0	0
Totals		3	0	0	0	0	0	0	0.0	0.0	0	0	0	0	0	0	0	0	0	0


ADDITIONAL STATISTICS

Special Teams Tackles (29): 2015 - 17; 2016 - 10; 2017 - 2
 Postseason Special Teams Tackles (3): 2015 - 1; 2016 - 2

- Played four seasons (2008-11) as a safety at Northwestern University in Evanston, Ill. after redshirting the 2007 campaign
- Started 34-of-52 career games played with the Wildcats, including the last 26 in succession
- Snagged 12 interceptions over his four-year career, including five as a senior in 2011
- Earned his degree in Learning and Organizational Change in 2011 from NU
- Went on to earn a master's of arts in sports marketing and public relations

PERSONAL:

- Attended Pickerington (Ohio) Central High School
- Son of Jeff and Carla
- Father wrestled collegiately at Miami (Ohio) University
- Worked with Special Olympics in high school
- Awarded Riders Outstanding Community Service Award in 2014 for his service in the community including hospital visits and a blood drive, in addition to the Habitat for Humanity efforts



EDDIE PLEASANT

SAFETY | 5-10 | 210 | OREGON

Hometown: Compton, Calif. | 5th NFL Season | 5th with Texans | Age: 28

Acquired: CFA-'12 | 2017 GP/GS: 6/0 | Career GP/GS: 68/1 (5/0)

Teams: Houston 2012-17

35

TRANSACTIONS:

Signed by the Houston Texans as a college free agent on May 14, 2012...Waived by the Texans on Aug. 31, 2012...Signed by Texans to practice squad on Sept. 1, 2012...Signed by the Texans to active roster on Dec. 21, 2012...Re-signed with the Texans on March 9, 2015.

CAREER:

- Posted career highs in tackles (28), sacks (0.5), interceptions (2), passes defended (6) and fumble recoveries (1) in 2015
- Enjoyed his first full season on the active roster in 2013 after spending the first 14 weeks of the 2012 season on the practice squad as an undrafted free agent
- Has played in five postseason games

2017 (Houston 6/0):

- Made one tackle in the season opener vs. Jacksonville (9/10)
- Made three defensive stops and one special teams tackle at New England (9/24)

2016 (Houston 14/0, 2/0):

- Saw eight snaps on defense and played special teams in the season opener vs. Chicago (9/11)
- Inactive for Week 2 vs. Kansas City (9/18) and Week 3 at New England (9/22)
- Played five snaps on defense and contributed on special teams vs. Tennessee (10/2)
- Matched a career high with two passes defended in 10 snaps of action at Minnesota (10/9) in Week 5
- Recorded a pass defended vs. Indianapolis (10/16) in Week 6
- Tallied his first two solo tackles of the season at Denver (10/24) in Week 7
- Notched two solo tackles for a third consecutive game, including his first career tackle for loss, at Jacksonville (11/13) in Week 10
- Saw 14 snaps of action on defense and contributed on special teams at Oakland (11/21) in Week 11
- Notched one tackle and played on special teams vs. San Diego (11/27) in Week 12
- Logged two solo tackles at Green Bay (12/4)
- Recorded his first quarterback hit of the season at Indianapolis (12/11) in Week 14
- Notched a pass defended vs. Jacksonville (12/18) in Week 15
- Made a season-high three tackles (two solo) and added one special teams tackle vs. Cincinnati (12/24) in Week 16
- Registered a season-high four tackles at Tennessee (1/1/17) in Week 17
- Tallied the first two postseason tackles of his career vs. Oakland (1/7/17) in the AFC Wild Card round
- Assisted on a pair of tackles and recovered a fumble on special teams at New England (1/14/17) in the AFC Divisional round

2015 (Houston 16/0, 1/0):

- Made one solo tackle vs. Kansas City (9/13)
- Split a sack with S Quintin Demps, the first of his career at Carolina (9/20)
- Made two tackles (one solo) and one special teams tackle vs. Tampa Bay (9/27)
- Recovered a fumble by Titans RB Bishop Sankey on the Titans' 24-yard line during a kickoff return in the second quarter. S Kurtis Drummond forced the fumble on the play (11/1)
- Finished with one tackle on defense and one on special teams vs. Tennessee (11/1)

2017 STATISTICS

REGULAR SEASON				TACKLES					SACKS		INTERCEPTIONS					FUMBLES				
Date	Opp	GP	GS	Tot	Solo	Asst	QBH	TFL	Sk	Yds	Int	Yds	Lg	TD	PD	FF	FR	Yds	TD	
9/10	JAX	1	0	1	0	1	0	0	0.0	0.0	0	0	0	0	0	0	0	0	0	0
9/14	at CIN	1	0	3	3	0	0	0	0.0	0.0	0	0	0	0	1	0	0	0	0	0
9/24	at NE	1	0	3	1	2	0	0	0.0	0.0	0	0	0	0	0	0	0	0	0	0
10/1	TEN	1	0	0	0	0	0	0	0.0	0.0	0	0	0	0	0	0	0	0	0	0
10/8	KC	1	1	1	0	0	0	0	0.0	0.0	0	0	0	0	0	0	0	0	0	0
10/15	CLE	1	0	1	1	0	0	0	0.0	0.0	0	0	0	0	0	0	0	0	0	0
10/29	at SEA	-	-	-	-	-	-	-	-	-	-	-	-	-	-	-	-	-	-	-
11/5	IND	-	-	-	-	-	-	-	-	-	-	-	-	-	-	-	-	-	-	-
11/12	at LAR	-	-	-	-	-	-	-	-	-	-	-	-	-	-	-	-	-	-	-
11/19	ARI	-	-	-	-	-	-	-	-	-	-	-	-	-	-	-	-	-	-	-
11/27	at BAL	-	-	-	-	-	-	-	-	-	-	-	-	-	-	-	-	-	-	-
12/3	at TEN	-	-	-	-	-	-	-	-	-	-	-	-	-	-	-	-	-	-	-
12/10	SF	-	-	-	-	-	-	-	-	-	-	-	-	-	-	-	-	-	-	-
12/17	at JAX	-	-	-	-	-	-	-	-	-	-	-	-	-	-	-	-	-	-	-
12/25	PIT	-	-	-	-	-	-	-	-	-	-	-	-	-	-	-	-	-	-	-
12/31	at IND	-	-	-	-	-	-	-	-	-	-	-	-	-	-	-	-	-	-	-
Totals		6	0	9	6	3	0	0	0.0	0.0	0	0	0	0	1	0	0	0	0	0

ADDITIONAL STATISTICS

Special Teams Tackles: 3

CAREER STATISTICS

REGULAR SEASON				TACKLES					SACKS		INTERCEPTIONS					FUMBLES				
Year	Team	GP	GS	Tot	Solo	Asst	QBH	TFL	Sk	Yds	Int	Yds	Lg	TD	PD	FF	FR	Yds	TD	
2012	HOU	2	0	0	0	0	0	0	0.0	0.0	0	0	0	0	0	0	0	0	0	0
2013	HOU	16	1	13	12	1	0	0	0.0	0.0	0	0	0	0	2	0	0	0	0	0
2014	HOU	14	0	1	1	0	0	0	0.0	0.0	0	0	0	0	1	0	0	0	0	0
2015	HOU	16	0	28	18	10	1	0	0.5	6.5	2	-1	0	6	6	0	1	0	0	0
2016	HOU	14	0	17	14	3	1	1	0.0	0.0	0	0	0	0	5	0	0	0	0	0
2017	HOU	6	0	9	6	3	0	0	0.0	0.0	0	0	0	0	1	0	0	0	0	0
Totals		68	1	68	51	17	2	1	0.5	6.5	2	-1	0	0	15	0	1	0	0	0

POSTSEASON

Year	Team	GP	GS	Tot	Solo	Asst	QBH	TFL	Sk	Yds	Int	Yds	Lg	TD	PD	FF	FR	Yds	TD	
2012	HOU	2	0	0	0	0	0	0	0.0	0.0	0	0	0	0	0	0	0	0	0	0
2015	HOU	1	0	0	0	0	0	0	0.0	0.0	0	0	0	0	0	0	0	0	0	0
2016	HOU	2	0	4	1	3	0	0	0.0	0.0	0	0	0	0	0	0	1	0	0	0
Totals		5	0	4	1	3	0	0	0.0	0.0	0	0	0	0	0	0	1	0	0	0

ADDITIONAL STATISTICS

Special Teams Tackles (28): 2012 - 1; 2013 - 8; 2014 - 5; 2015 - 8; 2016 - 3; 2017 - 3 | Postseason Special Teams Tackles (1): 2012 - 1

CAREER GAME HIGHS

Tackles: 5, 2x – last: vs. NO, 11/29/15 | QBH: 1 at CAR, 9/20/15 | TFL: 1 at JAX, 11/13/16 | Sacks: 0.5 at CAR, 9/20/15
INT: 1, 2x – last: at TEN, 12/27 | PD: 2, 3x – last: at MIN, 10/9/16 | FR: 1 vs. TEN, 11/1/15

- Made his first career interception when he picked off Jets QB Ryan Fitzpatrick in the fourth quarter (11/22)
- Tied for third on the team with a career-high five tackles (four solo) and tied a career-high with two passes defended vs. N.Y. Jets (11/22)
- Tied for second on the team with five tackles (two solo) and added one pass defended vs. New Orleans (11/29)
- Recorded his second interception of the season and second of his career when he picked off Titans QB Zach Mettenberger in the third quarter at Tennessee (12/27). The Texans scored a touchdown on the following drive

2014 (Houston 14/0):

- Played in 14 games and recorded a tackle, five special teams tackles and a pass defended
- Inactive in Weeks 4 and 5

EDDIE PLEASANT

- Made a special teams tackle vs. Indianapolis (10/9) in Week 6
- Played on special teams and at safety at Tennessee (10/26) in Week 8 and vs. Philadelphia in Week 9
- Made a special teams tackle at Cleveland (11/16) in Week 11
- Made a special teams tackle vs Cincinnati (11/23) in Week 12
- Had a tackle and a special teams tackle for the third consecutive week vs. Tennessee (11/30) in Week 13
- Made a special teams tackle at Indianapolis (12/14) in Week 15
- Had a pass defended vs. Jacksonville (12/28) in Week 17

2013 (Houston 16/1):

- Played in all 16 games and started at strong safety vs. Denver (12/22)
- Set career highs with 15 tackles, two passes defended and eight special teams tackles
- Recorded eight special teams tackles and 15 tackles on defense with two passes defended
- Made two solo tackles on defense and one on special teams at San Francisco (10/6)
- Recorded one solo tackle on defense and two special teams tackles vs. Oakland (11/17)
- Recorded a career-high four solo tackles vs. New England (12/1)
- Tied his career high with four solo tackles vs. Denver (12/22)

2012 (Houston 2/0, 2/0):

- Made his NFL debut with a special teams tackle vs. Minnesota (12/23)
- Made his postseason debut in the AFC Wild Card Playoff vs. Cincinnati (1/5/13)
- Had one assisted tackle on special teams in AFC Divisional Playoff at New England (1/13/13)


COLLEGE:

- Played four seasons (2008-11) at the University of Oregon in Eugene, Ore.
- Saw action in 51 career games with the Ducks, including 37 career starts
- Named to 2011 All-Pac-12 first team and shared team honors of most inspirational player
- Oregon's starting rover/strong safety for all 13 games in 2010 ranked fifth on the team with 65 tackles
- Made a season-high four stops (three solo) and broke up two passes vs. UCLA in 2008

PERSONAL:

- Attended Robert F. Kennedy High School in Compton, Calif.
- Received All-Orange County player of the year, all-state and defensive player of the year accolades
- Tallied 57 tackles, 1.5 quarterback sacks, one interception and one blocked field goal as a prep senior

TEXANS BIOS



JAY PROSCH

(PRAWSH)

FULLBACK | 6-1 | 255 | AUBURN

Hometown: Mobile, Ala. | 4th NFL Season | 4th with Texans | Age: 24
 Acquired: D6c-'14 | 2017 GP/GS: 6/1 | Career GP/GS (Playoffs): 53/9 (3/0)
 Teams: Houston 2014-17

45

TRANSACTIONS:

Selected by the Houston Texans with the 35th pick in the sixth round (211th overall) of 2014 NFL Draft.

CAREER:

- Played in 47 consecutive games to start his career

2017 (Houston 6/1):

- Started his first game of the season at New England (9/24)
- Recorded his first special teams tackle of the season vs. Kansas City (10/8)
- Recorded one reception for 18 yards to produce his first yards from scrimmage on the season vs. Cleveland (10/15)

2016 (Houston 15/1, 2/0):

- Recorded one carry for two yards in the season opener at Chicago (9/11)
- Played but did not record statistics in Weeks 2 and 3
- Rushed once for no gain and hauled in his first reception since 2014, a six-yard gain, vs. Tennessee (10/2) in Week 4
- Played primarily on special teams at Minnesota (10/9)
- Notched a special teams tackle vs. Indianapolis (10/16)
- Contributed with a special teams tackle at Denver (10/24)
- Made his first start of the season and recorded his first career kickoff return in the second quarter for a gain of 10 yards vs. Detroit (10/30) in Week 8
- On a fourth-and-1 from the Houston 44-yard line, converted the first down with a 2-yard rush in the third quarter at Oakland (11/21) in Week 11
- Played but did not record statistics in Weeks 12-15
- Carried once for five yards and logged one special teams tackle vs. Cincinnati (12/24) in Week 16
- Inactive for Week 17 at Tennessee (1/1/17) with an injury
- Rushed once for one yard to convert a third-and-1 vs. Oakland (1/7/17) in the AFC Wild Card round

2015 (Houston 16/2, 1/0):

- Made his season debut vs. Kansas City (9/13)
- Recorded his first career rushing attempt, which went for four yards and a first down on third-and-1 in the first quarter at Carolina (9/20)
- Totaled 24 yards on three carries (8.0 avg.) vs. Tampa Bay (9/27)
- Registered a 16-yard rush in the fourth quarter, a career-long vs. Tampa Bay (9/27)

2014 (Houston 16/5):

- Started five games and played in all 16 in his rookie season. Also had three special teams tackles
- Started in his NFL debut against Washington (9/7) in Week 1
- Started at the N.Y. Giants (9/21) in Week 3
- Made his first career catch for 24 yards vs. Buffalo (9/28) in Week 4
- Made his first career special teams tackle in Week 8 at Tennessee (10/26)
- Had a special teams tackle vs. Tennessee (11/30) in Week 13
- Started and had a special teams tackle at Jacksonville (12/7) in Week 14

COLLEGE:

- Played two seasons (2012-13) at Auburn (Ala.) University after transferring from the University of Illinois in Champaign, Ill., where he played the 2010 and 2011 campaigns
- Started 30-of-51 games in his career
- Credited with 55 touchdown-resulting blocks
- Blocked for nation's number one rushing offense (328.3 yards per game) in 2013
- Began his collegiate career as a linebacker and made the switch to offense in 2010

PERSONAL:

- Attended UMS-Wright Preparatory School in Mobile, Ala., where he played football for Head

2017 STATISTICS

REGULAR SEASON				RUSHING					RECEIVING				
Date	Opp	GP	GS	Att	Yds	Avg	Lg	TD	Rec	Yds	Avg	Lg	TD
9/10	JAX	1	0	0	0	0.0	0	0	0	0	0.0	0	0
9/14	at CIN	1	0	0	0	0.0	0	0	0	0	0.0	0	0
9/24	at NE	1	1	0	0	0.0	0	0	0	0	0.0	0	0
10/1	TEN	1	0	0	0	0.0	0	0	0	0	0.0	0	0
10/8	KC	1	0	0	0	0.0	0	0	0	0	0.0	0	0
10/15	CLE	1	0	0	0	0.0	0	0	1	18	18.0	18	0
10/29	at SEA	-	-	-	-	-	-	-	-	-	-	-	-
11/5	IND	-	-	-	-	-	-	-	-	-	-	-	-
11/12	at LAR	-	-	-	-	-	-	-	-	-	-	-	-
11/19	ARI	-	-	-	-	-	-	-	-	-	-	-	-
11/27	at BAL	-	-	-	-	-	-	-	-	-	-	-	-
12/3	at TEN	-	-	-	-	-	-	-	-	-	-	-	-
12/10	SF	-	-	-	-	-	-	-	-	-	-	-	-
12/17	at JAX	-	-	-	-	-	-	-	-	-	-	-	-
12/25	PIT	-	-	-	-	-	-	-	-	-	-	-	-
12/31	at IND	-	-	-	-	-	-	-	-	-	-	-	-
Totals		6	1	0	0	0.0	0	0	1	18	18.0	18	0

ADDITIONAL CAREER STATISTICS

Special Teams Tackles: 1

CAREER STATISTICS

REGULAR SEASON				RUSHING					RECEIVING				
Year	Team	GP	GS	Att	Yds	Avg	Lg	TD	Rec	Yds	Avg	Lg	TD
2014	HOU	16	5	0	0	0.0	0	0	1	24	24.0	24	0
2015	HOU	16	2	6	33	5.5	16	0	0	0	0.0	0	0
2016	HOU	15	1	4	9	2.3	5	0	1	6	6.0	6	0
2017	HOU	5	1	0	0	0.0	0	0	1	18	18.0	18	0
Totals		52	9	10	42	4.2	16	0	3	48	16.0	24	0

POSTSEASON

Year	Team	GP	GS	Att	Yds	Avg	Lg	TD	Rec	Yds	Avg	Lg	TD
2015	HOU	1	0	1	2	2.0	2	0	0	0	0.0	0	0
2016	HOU	2	0	1	1	1.0	1	0	0	0	0.0	0	0
Totals		3	0	2	3	1.5	2	0	0	0	0.0	0	0

ADDITIONAL CAREER STATISTICS

Special Teams Tackles (15): 2014 - 3; 2015 - 8; 2016 - 3; 2017 - 1

CAREER GAME HIGHS

Rushing Attempts: 3 vs. TB, 9/27/15 | Rushing Yards: 24 vs. TB, 9/27/15 | Rushing Long: 16 vs. TB, 9/27/15
 Receptions: 1, 2x – last: vs. TEN, 10/2/16 | Receiving Yards: 24 vs. BUF, 9/28/14 | Receiving Long: 24 vs. BUF, 9/28/14

Coach Terry Curtis

- Earned All-State Class 4A honors as an offensive lineman his junior campaign
- Helped the Bulldogs capture the AHSAA state championship in 2008
- Named first-team Class All-State at linebacker by the Alabama Sports Writers Association as a senior
- Selected as the Mobile Optimist Club Player of the Year in 2009
- Recorded 199 total tackles (114 solos) with 16 tackles for loss, five pass breakups and a sack in his career
- Recipient of the Football Writers Association of America Courage Award
- Joined Auburn after obtaining an NCAA waiver to transfer from Illinois as his mother was battling brain cancer

TEXANS BIOS



D.J. READER

NOSE TACKLE | 6-3 | 325 | CLEMSON

Hometown: Greensboro, N.C. | 2nd NFL Season | 2nd with Texans | Age: 23

Acquired: D5b-'16 | 2017 GP/GS: 6/6 | Career GP/GS (Playoffs): 22/13 (2/2)

Teams: Houston 2016-17

98

TRANSACTIONS:

Selected by the Houston Texans with the 27th pick in the fifth round (166th overall) of the 2016 NFL Draft.

2017 (Houston 5/5):

- Started at NT and made five tackles in the season opener vs. Jacksonville (9/10)
- Tied a career-best with five total tackles at Cincinnati (9/14)
- Notched five four tackles in his fifth start of the season vs. Kansas City (10/8)
- Tied a career-high with five total tackles and recorded his first sack of the season and second of his career vs. Cleveland (10/15)

2016 (Houston 16/7, 2/2):

- Logged the fifth-most starts by a rookie defensive lineman in franchise history and most since DE J.J. Watt (16) in 2011
- Made his NFL debut and recorded a tackle in the season opener vs. Chicago (9/11)
- Tallied two tackles (one solo) at New England (9/22) in Week 3
- Saw his most significant time on defense and made one tackle vs. Tennessee (10/2) in Week 4
- Registered one tackle at Minnesota (10/9)
- Matched a season high with two tackles (one solo) vs. Indianapolis (10/16) in Week 6
- Made his first career start and notched his first career tackle for loss vs. Detroit (10/30) in Week 8
- Started a second consecutive game and logged his first career sack when he brought down Jaguars QB Blake Bortles for an 8-yard loss in the fourth quarter at Jacksonville (11/13) in Week 10
- Started at defensive end and notched one tackle vs. San Diego (11/27) in Week 12
- Made one tackle and added a quarterback hit at Green Bay (12/4) in Week 13
- Tallied two tackles for the fourth time on the season at Indianapolis (12/11) in Week 14
- Logged two tackles in his fifth start of the season vs. Jacksonville (12/18) in Week 15
- Made two tackles for a third consecutive game vs. Cincinnati (12/24) in Week 16
- Recorded the first pass defended of his career and added two tackles (one solo) at Tennessee (1/1/17) in Week 17
- Became the third rookie in franchise history to record a sack in the postseason, joining OLB Brooks Reed and DE J.J. Watt, when he brought down Raiders QB Connor Cook for a 6-yard loss in the first quarter vs. Oakland (1/7/17) in the AFC Wild Card round
- Notched two tackles at New England (1/14/17) in the AFC Divisional round

COLLEGE:

- Played four seasons (2012-15) at Clemson (S.C.) University
- Longtime backup at defensive tackle who found his way into the starting lineup as a senior
- Finished career with 145 tackles, nine tackles for loss, five sacks and 24 quarterback pressures in 1,087 snaps over 46 games (10 starts) in his career
- Became the second Tiger to letter on top-25 football and baseball teams in one academic year (2012-13) since 1994-95 (Kyle Parker (2009-10) is the other)
- Voted a team co-captain for the 2015 campaign
- Posted four tackles in the CFP National Championship Game vs. Alabama, earning a share of defensive player of the game honors from coaches along with Kevin Dodd
- Played in the 2016 Senior Bowl

PERSONAL:

- Attended Grimsley High School in Greensboro, N.C.
- SuperPrep All-American
- Had 50 tackles, seven tackles for loss and five sacks as a senior
- Starting center on the basketball squad
- Standout baseball player (right-handed pitcher and designated hitter) who has been clocked


2017 STATISTICS

REGULAR SEASON				TACKLES					SACKS		INTERCEPTIONS					FUMBLES				
Date	Opp	GP	GS	Tot	Solo	Asst	QBH	TFL	Sk	Yds	Int	Yds	Lg	TD	PD	FF	FR	Yds	TD	
9/10	JAX	1	1	5	2	3	1	0	0.0	0.0	0	0	0	0	0	0	0	0	0	0
9/14	at CIN	1	1	5	1	4	0	0	0.0	0.0	0	0	0	0	0	0	0	0	0	0
9/24	at NE	1	1	3	1	2	0	0	0.0	0.0	0	0	0	0	0	0	0	0	0	0
10/1	TEN	1	1	1	1	0	0	0	0.0	0.0	0	0	0	0	0	0	0	0	0	0
10/8	KC	1	1	4	2	2	0	0	0.0	0.0	0	0	0	0	0	0	0	0	0	0
10/15	CLE	1	1	5	3	2	2	2	1.0	2.0	0	0	0	0	0	0	0	0	0	0
10/29	at SEA	-	-	-	-	-	-	-	-	-	-	-	-	-	-	-	-	-	-	-
11/5	IND	-	-	-	-	-	-	-	-	-	-	-	-	-	-	-	-	-	-	-
11/12	at LAR	-	-	-	-	-	-	-	-	-	-	-	-	-	-	-	-	-	-	-
11/19	ARI	-	-	-	-	-	-	-	-	-	-	-	-	-	-	-	-	-	-	-
11/27	at BAL	-	-	-	-	-	-	-	-	-	-	-	-	-	-	-	-	-	-	-
12/3	at TEN	-	-	-	-	-	-	-	-	-	-	-	-	-	-	-	-	-	-	-
12/10	SF	-	-	-	-	-	-	-	-	-	-	-	-	-	-	-	-	-	-	-
12/17	at JAX	-	-	-	-	-	-	-	-	-	-	-	-	-	-	-	-	-	-	-
12/25	PIT	-	-	-	-	-	-	-	-	-	-	-	-	-	-	-	-	-	-	-
12/31	at IND	-	-	-	-	-	-	-	-	-	-	-	-	-	-	-	-	-	-	-
Totals		6	6	23	10	13	3	2	1.0	2.0	0	0	0	0	0	0	0	0	0	0

CAREER STATISTICS

REGULAR SEASON				TACKLES					SACKS		INTERCEPTIONS					FUMBLES			
Year	Team	GP	GS	Tot	Solo	Asst	QBH	TFL	Sk	Yds	Int	Yds	Lg	TD	PD	FF	FR	Yds	TD
2016	HOU	16	7	22	7	15	2	2	1.0	8.0	0	0	0	0	1	0	0	0	0
2017	HOU	6	6	23	10	13	3	2	1.0	2.0	0	0	0	0	0	0	0	0	0
Totals		22	13	45	17	28	5	4	2.0	10.0	0	0	0	0	1	0	0	0	0
POSTSEASON				TACKLES					SACKS		INTERCEPTIONS					FUMBLES			
Year	Team	GP	GS	Tot	Solo	Asst	QBH	TFL	Sk	Yds	Int	Yds	Lg	TD	PD	FF	FR	Yds	TD
2016	HOU	2	2	3	2	1	1	1	1.0	6.0	0	0	0	0	0	0	0	0	0
Totals		2	2	3	2	1	1	1	1.0	6.0	0	0	0	0	0	0	0	0	0

- in the 90s
- All-conference in baseball as a sophomore, junior and senior
- All-region in baseball as a junior and senior
- Team MVP in baseball as a junior and senior
- Batted .529 as junior
- Lettered four times in football, four times in baseball and four times in basketball
- Coached by Damon Coiro at Grimsley High School
- Recruited by Robbie Caldwell
- His mother, Felicia, played softball at North Carolina A&T from 1985-88
- His uncle, Glenn Ford, played football at Tennessee from 1978-80
- Graduated with a degree in communication studies in December 2015
- Born July 1, 1994



TOM SAVAGE

QUARTERBACK | 6-4 | 230 | PITTSBURGH

Hometown: Springfield, Pa. | 4th NFL Season | 4th with Texans | Age: 27
 Acquired: D4-'14 | 2017 GP/GS (Playoffs): 2/1 | Career GP/GS (Playoffs): 7/3 (0/0)
 Teams: Houston 2014-17

3

TRANSACTIONS:

Selected by the Houston Texans with the 35th pick in the fourth round (135th overall) of the 2014 NFL Draft.

2017 (Houston 2/1):

- Started the third consecutive regular season game in which he's appeared vs. Jacksonville (9/10)

2016 (Houston 3/2, 0/0):

- Active but did not play in Weeks 1-12 and the AFC Divisional round at New England (1/14/17)
- Inactive for Week 13 at Green Bay (12/4) and Week 14 at Indianapolis (12/11)
- Came off the bench and completed 23-of-36 passes for 260 yards, no touchdowns, no interceptions and an 85.4 passer rating vs. Jacksonville (12/18) in Week 15
- Set single-game career highs in completions, attempts, yards and passer rating in his first game action since 2014 (12/18)
- Made his first career start and completed 18-of-29 passes for 176 yards and a 79.1 passer rating in the AFC South-clinching win vs. Cincinnati (12/24) in Week 16
- Completed 5-of-8 passes for 25 yards and a 67.2 passer rating before exiting the game in the second quarter due to injury at Tennessee (1/1/17) in Week 17
- Inactive vs. Oakland (1/7/17) in the AFC Wild Card round with an injury

2015 (Houston 0/0):

- Placed on the Reserve/Injured List on Sept. 1 and missed the entire season

2014 (Houston 2/0):

- Inactive in Weeks 1-12
- Made his NFL debut but did not attempt a pass vs. Tennessee (11/30) in Week 13
- Active but did not play at Jacksonville (12/7) in Week 14
- Was 10-of-19 passing for 127 yards and one interception in relief of QB Ryan Fitzpatrick at Indianapolis (12/14) in Week 15. Completed his first NFL pass at 13:06 of the second quarter to WR DeAndre Hopkins for nine yards
- Inactive in Weeks 16 and 17

COLLEGE:

- Played one season (2013) at the University of Pittsburgh (Pa.) after two seasons (2009-10) at Rutgers University in New Brunswick, N.J.
- Transferred from Rutgers to the University of Arizona in Tucson, Ariz. prior to the 2011 season but was not eligible to play in games under NCAA transfer guidelines
- Transferred from Arizona to Pittsburgh prior to the 2012 season but was not eligible to play in games under NCAA transfer guidelines
- Started 28 of 31 games played
- Completed 430-of-757 passes (56.8 percent) for 5,690 yards, 37 touchdowns and 19 interceptions
- Finished with 5,371 yards in total offense

PERSONAL:

- Attended Cardinal O'Hara High School in Springfield, Pa., starting his last three seasons at quarterback for Head Coach Dan Algeo
- Completed 190-of-426 passes for 2,547 yards and 20 touchdowns
- Played in the U.S. Army All-American Bowl and the Big 33 Football Classic
- As a senior, he passed for 1,355 yards and 10 touchdowns

- Communications major
- Older brother, Bryan, played quarterback at Wisconsin (2004-05) and Hofstra (2007-08)

2017 STATISTICS

REGULAR SEASON														PASSING					RUSHING				
Date	Opp	GP	GS	Att	Cmp	Pct	Yds	Yd/A	TD	Int	Lg	Sack	Lost	Rate	Att	Yds	Avg	Lg	TD				
9/10	JAX	1	1	13	7	53.8	62	4.8	0	0	15	6	33	66.8	0	0	0.0	0	0				
9/14	at CIN						ACTIVE, DID NOT PLAY																
9/24	at NE						ACTIVE, DID NOT PLAY																
10/1	TEN	1	0	0	0	0.0	0	0	0	0	0	1	8	0.0	0	0	0.0	0	0				
10/8	KC						ACTIVE, DID NOT PLAY																
10/15	CLE						ACTIVE, DID NOT PLAY																
10/29	at SEA	-	-	-	-	-	-	-	-	-	-	-	-	-	-	-	-	-	-				
11/5	IND	-	-	-	-	-	-	-	-	-	-	-	-	-	-	-	-	-	-				
11/12	at LAR	-	-	-	-	-	-	-	-	-	-	-	-	-	-	-	-	-	-				
11/19	ARI	-	-	-	-	-	-	-	-	-	-	-	-	-	-	-	-	-	-				
11/27	at BAL	-	-	-	-	-	-	-	-	-	-	-	-	-	-	-	-	-	-				
12/3	at TEN	-	-	-	-	-	-	-	-	-	-	-	-	-	-	-	-	-	-				
12/10	SF	-	-	-	-	-	-	-	-	-	-	-	-	-	-	-	-	-	-				
12/17	at JAX	-	-	-	-	-	-	-	-	-	-	-	-	-	-	-	-	-	-				
12/25	PIT	-	-	-	-	-	-	-	-	-	-	-	-	-	-	-	-	-	-				
12/31	at IND	-	-	-	-	-	-	-	-	-	-	-	-	-	-	-	-	-	-				
Totals		2	1	13	7	53.8	62	4.8	0	0	15	7	41	66.8	0	0	0.0	0	0				

CAREER STATISTICS

REGULAR SEASON														PASSING					RUSHING				
Year	Team	GP	GS	Att	Cmp	Pct	Yds	Yd/A	TD	Int	Lg	Sack	Lost	Rate	Att	Yds	Avg	Lg	TD				
2014	HOU	2	0	19	10	52.6	127	6.7	0	1	35	1	5	51.9	6	-6	-1.0	1	0				
2015	HOU						INJURED RESERVE																
2016	HOU	3	2	73	46	63.0	461	6.3	0	0	32	5	36	80.9	6	12	2.0	11	0				
2017	HOU	2	1	13	7	53.8	62	4.8	0	0	15	7	41	66.8	0	0	0.0	0	0				
Totals		7	3	105	63	60.0	650	6.2	0	1	35	13	82	73.9	12	6	0.5	11	0				

ADDITIONAL CAREER STATISTICS

Fumbles/Lost: 3/2 | Fumble Recoveries: 1

CAREER GAME HIGHS

Attempts: 36 vs. JAX, 12/18/16 | Completions: 23 vs. JAX, 12/18/16 | Passing Yards: 260 vs. JAX, 12/18/16
 Interceptions: 1 at IND, 12/14/14 | Passing Long: 35 at IND, 12/14/14 | Passer Rating: 85.4 vs. JAX, 12/18/16
 Rushing Attempts: 4 at IND, 12/14/14 | Rushing Yards: 11 vs. CIN, 12/24/16 | Rushing Long: 11 vs. CIN, 12/24/16



BRENNAN SCARLETT

OUTSIDE LINEBACKER | 6-4 | 265 | STANFORD

Hometown: Portland, Ore. | 2nd NFL Season | 2nd with Texans | Age: 23
 Acquired: CFA-'16 | 2017 GP/GS: 6/1 | Career GP/GS (Playoffs): 13/1 (2/0)
 Teams: Houston 2016-17

57

TRANSACTIONS:

Signed by the Houston Texans as a college free agent on May 5, 2016.

2017 (Houston 6/1):

- Made one tackle on the defensive and special teams units vs. Tennessee (10/1)
- Tied a career-best with four total tackles and set career-highs with three solo stops and one tackle for loss vs. Kansas City (10/8)
- Notched his first career start and produced four tackles vs. Cleveland (10/15)

2016 (Houston 7/0, 2/0):

- Inactive for the season opener vs. Chicago (9/11)
- Made his NFL debut and contributed with one special teams tackle vs. Kansas City (9/18)
- Saw his first action on defense and recorded one tackle at New England (9/22) in Week 3
- Played exclusively on special teams vs. Tennessee (10/2) in Week 4
- Tied for the team lead with a career-high two special teams tackles at Minnesota (10/9) in Week 5
- Placed on the Reserve/Injured List on Oct. 19
- Activated from the Reserve/Injured; Designated for Return List on Dec. 17
- Played in his first game since Week 6 and tallied a career-high four tackles (one solo) vs. Jacksonville (12/18) in Week 15
- Inactive for Week 16 vs. Cincinnati (12/24)
- Tied a single-game career high with four tackles, including his first career tackle for loss, at Tennessee (1/1/17) in Week 17
- Played as a reserve linebacker and contributed on special teams in both postseason contests

COLLEGE:

- Played one season (2015) at Stanford (Calif.) University after transferring from the University of California, Berkeley, where he played three seasons (2011-12; 14)
- His first roommate at California was Texans TE Stephen Anderson
- Redshirted the 2013 campaign at California
- Played in 17 games with 14 starts over four seasons with Cal but missed the entire 2013 campaign and significant portions of the 2011 and 2014 seasons due to injury
- Registered career totals of 54 tackles, 9.0 tackles for loss (42 yards), 4.5 sacks (34 yards), three pass breakups, three forced fumbles and six quarterback hurries with the Golden Bears
- Led the Cardinal to a Rose Bowl victory over Iowa in January 2016 in his lone season with the program
- Joined Stanford as the program's first-ever graduate transfer
- That season, earned All-Pac-12 honorable mention after playing in 14 games and compiling 37 tackles, 8.0 tackles for loss, 5.5 sacks and two pass breakups

PERSONAL:

- Prepped at Central Catholic High School in Portland, Ore.
- Earned varsity letters in football, swimming and track and field
- 2010 U.S. Army All-American Bowl
- 2010 PrepStar All-America
- 2010 SuperPrep All-America
- 31 tackles in first two games of senior season
- 59 tackles, 6.0 sacks, one interception and three forced fumbles as a junior
- 43 tackles, 4.0 sacks and three forced fumbles as a sophomore

2017 STATISTICS

REGULAR SEASON				TACKLES					SACKS		INTERCEPTIONS					FUMBLES				
Date	Opp	GP	GS	Tot	Solo	Asst	QBH	TFL	Sk	Yds	Int	Yds	Lg	TD	PD	FF	FR	Yds	TD	
9/10	JAX	1	0	1	1	0	0	0	0.0	0.0	0	0	0	0	0	0	0	0	0	0
9/14	at CIN	1	0	0	0	0	0	0	0.0	0.0	0	0	0	0	0	0	0	0	0	0
9/24	at NE	1	0	1	1	0	0	0	0.0	0.0	0	0	0	0	0	0	0	0	0	0
10/1	TEN	1	0	1	1	0	0	0	0.0	0.0	0	0	0	0	0	0	0	0	0	0
10/8	KC	1	0	4	3	1	1	0	0.0	0.0	0	0	0	0	0	0	0	0	0	0
10/15	CLE	1	1	4	1	3	0	0	0.0	0.0	0	0	0	0	0	0	0	0	0	0
10/29	at SEA	-	-	-	-	-	-	-	-	-	-	-	-	-	-	-	-	-	-	-
11/5	IND	-	-	-	-	-	-	-	-	-	-	-	-	-	-	-	-	-	-	-
11/12	at LAR	-	-	-	-	-	-	-	-	-	-	-	-	-	-	-	-	-	-	-
11/19	ARI	-	-	-	-	-	-	-	-	-	-	-	-	-	-	-	-	-	-	-
11/27	at BAL	-	-	-	-	-	-	-	-	-	-	-	-	-	-	-	-	-	-	-
12/3	at TEN	-	-	-	-	-	-	-	-	-	-	-	-	-	-	-	-	-	-	-
12/10	SF	-	-	-	-	-	-	-	-	-	-	-	-	-	-	-	-	-	-	-
12/17	at JAX	-	-	-	-	-	-	-	-	-	-	-	-	-	-	-	-	-	-	-
12/25	PIT	-	-	-	-	-	-	-	-	-	-	-	-	-	-	-	-	-	-	-
12/31	at IND	-	-	-	-	-	-	-	-	-	-	-	-	-	-	-	-	-	-	-
Totals		6	1	11	7	4	1	0	0.0	0.0	0	0	0	0	0	0	0	0	0	0

ADDITIONAL STATISTICS

Special Teams Tackles: 3

CAREER STATISTICS

REGULAR SEASON				TACKLES					SACKS		INTERCEPTIONS					FUMBLES				
Year	Team	GP	GS	Tot	Solo	Asst	QBH	TFL	Sk	Yds	Int	Yds	Lg	TD	PD	FF	FR	Yds	TD	
2016	HOU	7	0	10	3	7	0	1	0.0	0.0	0	0	0	0	0	0	0	0	0	0
2017	HOU	6	1	11	7	4	1	0	0.0	0.0	0	0	0	0	0	0	0	0	0	0
Totals		13	1	21	10	11	1	0	0.0	0.0	0	0	0	0	0	0	0	0	0	0

POSTSEASON				TACKLES					SACKS		INTERCEPTIONS					FUMBLES				
Year	Team	GP	GS	Tot	Solo	Asst	QBH	TFL	Sk	Yds	Int	Yds	Lg	TD	PD	FF	FR	Yds	TD	
2016	HOU	2	0	0	0	0	0	0	0	0	0	0	0	0	0	0	0	0	0	0
Totals		2	0	0	0	0	0	0	0	0	0	0	0	0	0	0	0	0	0	0

ADDITIONAL STATISTICS

Special Teams Tackles: 3 | Postseason Special Teams Tackles: 1

- National Federation of High School Awards for Excellence
- Multnomah Athletic Club Scholar Student Award
- Full name is Brennan William Scarlett
- Son of Paul and Suzy Scarlett
- Father ran track at BYU
- Two siblings, Cam and Isabella
- Grandfather, great-grandfather, uncle and multiple cousins attended Stanford
- Maternal grandfather, John Evans, was governor of Idaho from 1977-87
- Graduated from Cal's prestigious Haas School of Business in May of 2015 with a bachelor's degree in business administration



XAVIER SU'A-FILO

(soo-ah-FEE-low)

GUARD | 6-4 | 310 | UCLA

Hometown: American Fork, Utah | 4th NFL Season | 4th with Texans | Age: 26

Acquired: D2-'14 | 2017 GP/GS: 6/6 | Career GP/GS: 46/31 (3/3)

Teams: Houston 2014-17

71

TRANSACTIONS:

Selected by the Houston Texans with the first pick in the second round (33rd overall) of the 2014 NFL Draft.

2017 (Houston 6/6):

- Started at LG in the season opener vs. Jacksonville (9/10)
- Started and helped pave the way for a 168-yard rushing performance at Cincinnati (9/14)
- Paved the way for a 125-yard rushing performance with a 300-yard passer at New England (9/24)
- Started vs. Tennessee (10/1) and paved the way for a 173-yard rushing performance, 445 yards of total offense, six offensive touchdowns and a franchise-record 57 points
- Started at left guard and paved the way for 392 yards of total offense and five touchdowns vs. Kansas City (10/8)
- Paved the way for 340 net yards of offense and helped the Texans score 30-plus points for a franchise-record fourth straight game vs. Cleveland (10/15)

2016 (Houston 16/15, 2/2):

- Started at left guard in Weeks 1-13, Weeks 15-17 and both postseason contests
- Helped pave the way for 100-yard rushing performances by RB Lamar Miller vs. Chicago (9/11) in Week 1, vs. Indianapolis (10/16) in Week 6 and at Oakland (11/21) in Week 11
- Contributed to a Texans ground attack that put together a then-season-high 181 rushing yards at Jacksonville (11/13) in Week 10
- Came off the bench to fill in at left guard at Indianapolis (12/11) in Week 14
- Started and split time at left guard with G Oday Aboushi vs. Oakland (1/7/17) in the AFC Wild Card round

2015 (Houston 11/9, 1/1):

- Inactive in Weeks 1-3
- Made his season debut playing left guard at Atlanta (10/4)
- Inactive in Week 6
- Started at left guard in Week 7
- Did not play in Week 8
- Started at left guard in Weeks 10-17 and in Wild Card Game vs. Kansas City (1/9/16)

2014 (Houston 13/1):

- Saw action in 13 games
- Made his NFL debut vs. Washington (9/7)
- Played at Oakland (9/14) in Week 2, at N.Y. Giants (9/21) in Week 3, vs. Buffalo (9/28) in Week 4, at Dallas (10/5) in Week 5
- Made his first career start at right guard vs. Indianapolis (10/9) in Week 6
- Played at Pittsburgh (10/20) in Week 7, at Tennessee (10/26) in Week 8, vs. Philadelphia (11/2) in Week 9, at Cleveland (11/16) in Week 11 and vs. Cincinnati (11/23) in Week 12
- Saw extended playing time at left guard vs. Tennessee (11/30) in Week 13
- Played at Jacksonville (12/7) in Week 14
- Inactive in Weeks 15-17

COLLEGE:

- Played three seasons (2009; 12-13) at the University of California, Los Angeles
- Started all 40 games that he suited up for with the Bruins, playing 21 contests at left guard and 19 at left tackle
- Began his career at UCLA in 2009
- Returned to the UCLA program in 2012 after serving two years on a Mormon Church mission to Alabama and Florida
- Recorded 43 touchdown-resulting blocks and 337 knockdowns
- Second-Team All-American (2013)
- Two-time first-team All-Pac 12 (2012,2013)

PERSONAL:

- Attended Timpview High School in Provo, Utah, playing football for Head Coach Louis Wong
- Started on the offensive line since his sophomore season
- Earned Class 4A first-team All-State honors as a junior and senior
- Helped to lead his high school team to the state championships in 2006, 2007 and 2008 and a state-record 36 consecutive wins
- Selected to play in the Under Armour All-America game
- Named Utah State 4A Offensive Player of the Year in 2008
- Fluent in Spanish

CAREER STATISTICS

REGULAR SEASON GAMES PLAYED/STARTED (PLAYOFFS):

2014 Houston: 13/1 (0/0)
 2015 Houston: 11/9 (1/1)
 2016 Houston: 16/15 (2/2)
 2017 Houston: 6/6
TOTAL: 46/31 (3/3)

ADDITIONAL STATISTICS

Misc. Tackles (1): 2016 - 1 | Postseason Misc. Tackles (1): 2016 - 1



CHRIS THOMPSON

WIDE RECEIVER | 6-0 | 170 | FLORIDA

Hometown: Gainesville, Fla. | Rookie | Age: 23
 Acquired: CFA-17 | 2017 GP/GS : 3/0 | Career GP/GS (Playoffs): 3/0 (0/0)
 Teams: Houston 2017

14

TRANSACTIONS:

Signed by the Houston Texans as a college free agent on May 16, 2017...Waived by the Texans on Sept. 2, 2017...Signed to the Texans practice squad on Sept. 3, 2017...Signed to the Texans active roster on Sept. 27, 2017.

2017 (Houston 3/0):

- Made his NFL debut and returned one kickoff for a 42-yard gain vs. Tennessee (10/1)
- Produced 19 yards on his first career reception and returned two kickoffs for 51 yards vs. Kansas City (10/8)
- Returned two kickoffs for 38 yards and two punts for 18 yards vs. Cleveland (10/15)

CAREER AT FLORIDA:

- Played four seasons (2013-16) at the University of Florida in Gainesville, Fla.
- Appeared in 41 games (three starts) and logged 16 kick returns for 355 yards and nine receptions for 78 yards
- Also made 12 total tackles (five solo) as a reserve defensive back

2016 (Florida):

- Appeared in 11 games and played multiple roles throughout the season
- Served as a wide receiver, kick returner, gunner on special teams and a reserve defensive back in the Outback Bowl vs. Iowa (1/2/17)
- Totaled 13 kick returns on the season (most on the team) for 283 yards and a long of 33
- Tallied seven tackles on special teams

2015 (Florida):

- Played in 13 games and started twice at wide receiver
- A key member of several special teams units, totaling nine tackles on year
- Caught five passes for 48 yards on the season

2014 (Florida):

- Played in 10 games on the season
- Caught two passes for 17 yards on the year
- Named the Special Teams Player of the Game and earned the Hard Hat award against Vanderbilt for his play on special teams

2013 (Florida):

- Played in seven games as a true freshman and started the final game against Florida State at wide receiver
- Saw time as a backup in the receiver rotation and on special teams on the punt block unit
- Caught two passes for 13 yards on the season
- Earned the Most Valuable Special Teams Scout Team Award

PERSONAL:

- Attended Gainesville (Fla.) High School
- Named first-team all-area wide receiver by The Gainesville Sun after helping the Purple Hurricanes to a 14-1 record and berth in the Class 6A state title game in 2012
- Reached the Regional Finals in 2011 after a 12-3 record
- GHS had a 47-9 record in his four years
- Logged 26 catches for 489 yards and 4 touchdowns as a sophomore
- Was a Gainesville Sun first-team all-area selection in track & field
- Coached by James Thomson

2017 STATISTICS

REGULAR SEASON				RECEIVING					RUSHING				
Date	Opp	GP	GS	Rec	Yds	Avg	Lg	TD	Att	Yds	Avg	Lg	TD
9/10	JAX												
9/14	at CIN												
9/24	at NE												
10/1	TEN	1	0	0	0	0.0	0	0	0	0	0	0	0
10/8	KC	1	0	1	19	19.0	19	0	0	0	0	0	0
10/15	CLE	1	0	0	0	0.0	0	0	0	0	0	0	0
10/29	at SEA	-	-	-	-	-	-	-	-	-	-	-	-
11/5	IND	-	-	-	-	-	-	-	-	-	-	-	-
11/12	at LAR	-	-	-	-	-	-	-	-	-	-	-	-
11/19	ARI	-	-	-	-	-	-	-	-	-	-	-	-
11/27	BAL	-	-	-	-	-	-	-	-	-	-	-	-
12/3	at TEN	-	-	-	-	-	-	-	-	-	-	-	-
12/10	SF	-	-	-	-	-	-	-	-	-	-	-	-
12/17	at JAX	-	-	-	-	-	-	-	-	-	-	-	-
12/25	PIT	-	-	-	-	-	-	-	-	-	-	-	-
12/31	at IND	-	-	-	-	-	-	-	-	-	-	-	-
Totals		3	0	1	19	19.0	19	0	0	0	0.0	0	0

2017 RETURN STATISTICS

REGULAR SEASON				KICKOFFS				PUNTS					
Date	Opp	GP	KR	Yds	Avg	Lg	TD	PR	Yds	Avg	Lg	TD	FC
9/10	JAX												
9/14	at CIN												
9/24	at NE												
10/1	TEN	1	1	42	42.0	42	0	1	0	0.0	0	0	0
10/8	KC	1	2	51	25.5	26	0	0	0	0.0	0	0	0
10/15	CLE	1	2	38	19.0	19	0	2	18	9.0	12	0	0
10/29	at SEA	-	-	-	-	-	-	-	-	-	-	-	-
11/5	IND	-	-	-	-	-	-	-	-	-	-	-	-
11/12	at LAR	-	-	-	-	-	-	-	-	-	-	-	-
11/19	ARI	-	-	-	-	-	-	-	-	-	-	-	-
11/27	at BAL	-	-	-	-	-	-	-	-	-	-	-	-
12/3	at TEN	-	-	-	-	-	-	-	-	-	-	-	-
12/10	SF	-	-	-	-	-	-	-	-	-	-	-	-
12/17	at JAX	-	-	-	-	-	-	-	-	-	-	-	-
12/25	PIT	-	-	-	-	-	-	-	-	-	-	-	-
12/31	at IND	-	-	-	-	-	-	-	-	-	-	-	-
Totals		3	5	131	26.2	42	0	3	18	6.0	12	0	0



JORDAN TODMAN

RUNNING BACK | 5-10 | 200 | CONNECTICUT

Hometown: North Dartmouth, Mass. | 5th NFL Season | 1st with Texans | Age: 27
 Acquired: FA-17 | 2017 GP/GS: 5/0 | Career GP/GS (Playoffs): 65/3 (2/0)
 Teams: SD 2011; MIN 2011-12; JAX 2012-14; CAR 2015; PIT 2015; IND 2016; NYJ 2017; HOU 2017

22

TRANSACTIONS:

Selected by the San Diego Chargers with the 18th selection of the sixth round (183rd overall) in the 2011 NFL Draft... Waived by the Chargers on Oct. 22, 2011...Signed to the Chargers practice squad on Oct. 26, 2011...Signed to the Minnesota Vikings active roster on Dec. 27, 2011...Waived by the Vikings on Aug. 31, 2012...Signed to the Vikings practice squad on Sept. 1, 2012...Signed to the Jacksonville Jaguars active roster on Nov. 27, 2012...Signed by the Carolina Panthers on March 30, 2015...Released by the Panthers on Sept. 5, 2015...Signed by the Pittsburgh Steelers on Sept. 6, 2015...Signed by the Indianapolis Colts on March 18, 2016...Signed by the New York Jets on June 13, 2017...Released by the Jets on Aug. 24, 2017...Signed by the Houston Texans on Aug. 25, 2017.

2017 (Houston 5/0):

- Returned a kickoff for 23 yards at New England (9/24)

2016 (Indianapolis 16/0, 0/0):

- Appeared in all 16 games and recorded nine rushes for 59 yards
- Returned 16 kickoffs for 478 yards and one score, averaging 29.9 yards per return
- Notched a 99-yard kickoff return for a touchdown, the third longest return in the NFL that season, at Green Bay on Nov. 6
- Tied for second on the team with seven special teams tackles

2015 (Pittsburgh 11/0, 2/0):

- Played in 11 games and had four rushes for 22 yards
- Returned one kickoff for 22 yards
- Added four special teams tackles

2014 (Jacksonville 16/1, 0/0):

- Registered one start in 16 games played
- Recorded 32 carries for 186 yards on the season, averaging 5.8 yards per carry
- Recorded a career-long 62-yard touchdown rush
- Caught a career-best 25 passes for 198 yards and one touchdown
- Returned a career-best 38 kickoffs for 972 yards
- Caught five passes for a career-most 46 receiving yards at Houston on Dec. 28

2013 (Jacksonville 16/2, 0/0):

- Appeared in all 16 games and made the first two starts of his career
- Rushed 76 times for 256 yards and two scores
- Recorded 14 receptions for 116 yards and a touchdown
- Registered 26 kickoff returns for 712 yards, averaging 27.4 yards per return
- Recorded career-bests of 25 rushing attempts, 109 rushing yards and 153 yards of total offense vs. Buffalo on Dec. 15

2012 (Jacksonville 1/0, 0/0):

- Spent the first 12 weeks of the season on the Vikings practice squad
- Signed to the Jaguars active roster on Nov. 27
- Recorded eight rushing yards and four kickoff returns for 78 yards in his NFL debut vs. NYJ on Dec. 9

2011 (San Diego 0/0; Minnesota 0/0):

- Spent the first six weeks on the Chargers active roster but did not appear in a game
- Waived by the Chargers on Oct. 22
- Signed to the Chargers practice squad on Oct. 26
- Signed to the Vikings active roster on Dec. 27

2017 OFFENSIVE STATISTICS

REGULAR SEASON				RUSHING					RECEIVING				
Date	Opp	GP	GS	Att	Yds	Avg	Lg	TD	Rec	Yds	Avg	Lg	TD
9/10	JAX	1	0	0	0	0.0	0	0	0	0	0.0	0	0
9/14	at CIN	1	0	0	0	0.0	0	0	0	0	0.0	0	0
9/24	at NE	1	0	0	0	0.0	0	0	0	0	0.0	0	0
10/1	TEN	1	0	0	0	0.0	0	0	0	0	0.0	0	0
10/8	KC	1	0	0	0	0.0	0	0	0	0	0.0	0	0
10/15	CLE	-	-	-	-	-	-	-	-	-	-	-	-
10/29	at SEA	-	-	-	-	-	-	-	-	-	-	-	-
11/5	IND	-	-	-	-	-	-	-	-	-	-	-	-
11/12	at LAR	-	-	-	-	-	-	-	-	-	-	-	-
11/19	ARI	-	-	-	-	-	-	-	-	-	-	-	-
11/27	at BAL	-	-	-	-	-	-	-	-	-	-	-	-
12/3	at TEN	-	-	-	-	-	-	-	-	-	-	-	-
12/10	SF	-	-	-	-	-	-	-	-	-	-	-	-
12/17	at JAX	-	-	-	-	-	-	-	-	-	-	-	-
12/25	PIT	-	-	-	-	-	-	-	-	-	-	-	-
12/31	at IND	-	-	-	-	-	-	-	-	-	-	-	-
Totals		5	0	0	0	0.0	0	0	0	0	0.0	0	0

ADDITIONAL STATISTICS

Special Teams Tackles: 2

2017 RETURN STATISTICS

REGULAR SEASON				KICKOFFS				PUNTS					
Date	Opp	GP	KR	Yds	Avg	Lg	TD	PR	Yds	Avg	Lg	TD	FC
9/10	JAX	1	0	0	0.0	0	0	0	0	0.0	0	0	0
9/14	at CIN	1	0	0	0.0	0	0	0	0	0.0	0	0	0
9/24	at NE	1	1	23	23.0	23	0	0	0	0.0	0	0	0
10/1	TEN	1	0	0	0.0	0	0	0	0	0.0	0	0	0
10/8	KC	1	0	0	0.0	0	0	0	0	0.0	0	0	0
10/15	CLE	-	-	-	-	-	-	-	-	-	-	-	-
10/29	at SEA	-	-	-	-	-	-	-	-	-	-	-	-
11/5	IND	-	-	-	-	-	-	-	-	-	-	-	-
11/12	at LAR	-	-	-	-	-	-	-	-	-	-	-	-
11/19	ARI	-	-	-	-	-	-	-	-	-	-	-	-
11/27	at BAL	-	-	-	-	-	-	-	-	-	-	-	-
12/3	at TEN	-	-	-	-	-	-	-	-	-	-	-	-
12/10	SF	-	-	-	-	-	-	-	-	-	-	-	-
12/17	at JAX	-	-	-	-	-	-	-	-	-	-	-	-
12/25	PIT	-	-	-	-	-	-	-	-	-	-	-	-
12/31	at IND	-	-	-	-	-	-	-	-	-	-	-	-
Totals		5	1	23	23.0	23	0	0	0	0.0	0	0	0

COLLEGE:

- Played three seasons (2008-10) at the University of Connecticut in Mansfield, Conn.
- Appeared in 37 career games with 19 starts, finishing second in program history with 616 carries and third with 3,179 rushing yards and 31 rushing touchdowns
- Became the first unanimous Big East Conference Offensive Player of the Year since 1992 following the 2010 season
- Ranked second in the FBS with 1,695 rushing yards in 2010

PERSONAL:

- Attended Dartmouth High School in Dartmouth, Mass.
- Named to the Boston Globe All-Scholastic Team in 2006 and 2007 and received the Boston Globe's Division I Player of the Year Award as a senior in 2007
- Named to the all-state team twice and all-conference team as a senior and finished his high school career as the second-leading rusher in Massachusetts history with 5,083 career yards and 70 rushing touchdowns

JORDAN TODMAN

CAREER OFFENSIVE STATISTICS

REGULAR SEASON

Year	Team	GP	GS	RUSHING					RECEIVING				
				Att	Yds	Avg	Lg	TD	Rec	Yds	Avg	Lg	TD
2011	SD/MIN	0	0	0	0	0.0	0	0	0	0	0.0	0	0
2012	JAX	1	0	3	8	2.7	6	0	1	0	0.0	0	0
2013	JAX	16	2	76	256	3.4	33	2	14	116	8.3	30	1
2014	JAX	16	1	32	186	5.8	62t	1	25	198	7.9	26	1
2015	PIT	11	0	4	22	5.5	11	0	0	0	0.0	0	0
2016	IND	16	0	9	59	6.6	19	0	0	0	0.0	0	0
2017	HOU	5	0	0	0	0.0	0	0	0	0	0.0	0	0
Totals		65	3	124	531	4.3	62t	4	40	314	7.9	30	2

POSTSEASON

Year	Team	GP	GS	Att	Yds	Avg	Lg	TD	Rec	Yds	Avg	Lg	TD
2015	PIT	2	0	16	71	4.4	25	0	0	0	0.0	0	0
Totals		2	0	16	71	4.4	25	0	0	0	0.0	0	0

ADDITIONAL STATISTICS

Fumbles/Lost (0/0) | Fumble Recoveries (2): 2013 - 2

CAREER GAME HIGHS

Rushing Att.: 25 vs. BUF, 12/15/13 | Rushing Yards: 109 vs. NYJ, 12/15/13 | Rushing TD: 1, 3x – last: vs. TEN, 12/18/14
 Rushing Long: 62t vs. TEN, 12/18/14 | Receptions: 5 at HOU, 12/28/14 | Receiving Yards: 46 at HOU, 12/28/14
 Receiving TDs: 1, 2x – last: at HOU, 12/28/14 | Receiving Long: 30 vs. BUF, 12/15/13

CAREER RETURN STATISTICS

REGULAR SEASON

Year	Team	GP	KR	KICKOFFS					PUNTS				
				Yds	Avg	Lg	TD	PR	Yds	Avg	Lg	TD	FC
2011	SD/MIN	0	0	0	0.0	0	0	0	0	0.0	0	0	0
2012	JAX	1	4	78	19.5	24	0	0	0	0.0	0	0	0
2013	JAX	16	26	712	27.4	59	0	0	-0	0.0	0	0	0
2014	JAX	16	38	972	25.6	40	0	0	0	0.0	0	0	0
2015	PIT	11	1	22	22.0	22	0	0	0	0.0	0	0	0
2016	IND	16	16	478	29.9	99t	1	0	0	0.0	0	0	0
2017	HOU	5	1	23	23.0	23	0	0	0	0.0	0	0	0
Totals		65	86	2,285	26.6	99t	1	0	0	0.0	0	0	0

POSTSEASON

Year	Team	GP	KR	Yds	Avg	Lg	TD	PR	Yds	Avg	Lg	TD	FC
2015	PIT	2	0	0	0.0	0	0	0	0	0.0	0	0	0
Totals		0	0	0	0.0	0	0	0	0	0.0	0	0	0



CARLOS WATKINS

DEFENSIVE END | 6-3 | 305 | CLEMSON

Hometown: Mooresboro, N.C. | Rookie | Age: 23
 Acquired: D4b-'17 | 2017 GP/GS: 2/0 | Career GP/GS (Playoffs): 2/0 (0/0)
 Teams: Houston 2017

91

TRANSACTIONS:

Selected by the Houston Texans with the 36th pick in the fourth round (142nd overall) of the 2017 NFL Draft.

2017 (Houston 2/0):

- Made his NFL debut and recorded one tackle vs. Tennessee (10/1)
- Made a career-high two total tackles and produced his first solo tackle vs. Cleveland (10/15)

CAREER AT CLEMSON:

- Played five seasons (2012-16) at Clemson (S.C.) University
- Received a medical redshirt for the 2013 campaign after sustaining injuries in a car crash
- Finished his Tigers career with 191 tackles, 26 tackles for loss and 14 sacks in 1,666 snaps over 53 games (30 starts)
- Tallied 24 career games with at least one tackle for loss, and Clemson was 22-2 in those contests
- Earned Senior Bowl invitation

HONORS:

- CFP National Champion (2016)
- CBS Sports first-team All-American (2016)
- Associated Press second-team All-American (2016)
- Phil Steele fourth-team All-American (2016)
- ESPN All-Bowl Team (2016)

2016 (Clemson):

- Named a first-team All-American by CBS Sports
- Second-team All-American by the Associated Press
- Fourth-team All-American by Phil Steele
- First-team All-ACC (media, coaches)
- Named to ESPN's All-Bowl Team
- Shared Tiger Pride Defensive Team MVP honors with Ben Boulware and Jadar Johnson ... one of six permanent team captains
- Logged 82 tackles, 13.5 for loss and 10.5 sacks in 758 snaps over 15 games (15 starts)
- Added 13 quarterback pressures and four pass breakups as well
- His sack total was the highest by a Clemson defensive tackle in history, breaking the mark of 10.0 held by Jim Stuckey, William Perry and Michael Dean Perry
- Notched six tackles in 56 snaps in the opener at Auburn (9/3), helping limit the Tigers to just 87 rushing yards
- Blocked an extra point, broke up a pass and recovered a fumble in the win vs. No. 3 Louisville (10/1)
- Shared player of the game honors from the coaching staff in Fiesta Bowl win over Ohio State (12/31), where he had two sacks and two pass breakups
- Produced nine stops in the National Championship Game against Alabama (1/9/17), including one for loss

2015 (Clemson):

- A first-team All-ACC (media) and second-team All-ACC (coaches) selection
- Registered 69 tackles, eight tackles for loss and 3.5 sacks in 570 snaps over 15 games (14 starts)
- Added eight quarterback pressures and an interception
- Returned first career interception for a touchdown vs. Appalachian State (9/12), which marked the first by an interior defensive lineman since Jock McKissic against South Carolina in 2006
- Posted a six-yard sack against Oklahoma (12/31) in the Capital One Orange Bowl
- Logged a tackle for loss and quarterback pressure in the National Championship Game against Alabama (1/11/16)

2014 (Clemson):

2017 STATISTICS

REGULAR SEASON				TACKLES				SACKS		INTERCEPTIONS				FUMBLES						
Date	Opp	GP	GS	Tot	Solo	Asst	QBH	TFL	Sk	Yds	Int	Yds	Lg	TD	PD	FF	FR	Yds	TD	
9/10	JAX																			
9/14	at CIN																			
9/24	at NE																			
10/1	TEN	1	0	1	0	1	0	0	0.0	0.0	0	0	0	0	0	0	0	0	0	0
10/8	KC																			
10/15	CLE	1	0	2	1	1	0	0	0.0	0.0	0	0	0	0	0	0	0	0	0	0
10/29	at SEA	-	-	-	-	-	-	-	-	-	-	-	-	-	-	-	-	-	-	-
11/5	IND	-	-	-	-	-	-	-	-	-	-	-	-	-	-	-	-	-	-	-
11/12	at LAR	-	-	-	-	-	-	-	-	-	-	-	-	-	-	-	-	-	-	-
11/19	ARI	-	-	-	-	-	-	-	-	-	-	-	-	-	-	-	-	-	-	-
11/27	at BAL	-	-	-	-	-	-	-	-	-	-	-	-	-	-	-	-	-	-	-
12/3	at TEN	-	-	-	-	-	-	-	-	-	-	-	-	-	-	-	-	-	-	-
12/10	SF	-	-	-	-	-	-	-	-	-	-	-	-	-	-	-	-	-	-	-
12/17	at JAX	-	-	-	-	-	-	-	-	-	-	-	-	-	-	-	-	-	-	-
12/25	PIT	-	-	-	-	-	-	-	-	-	-	-	-	-	-	-	-	-	-	-
12/31	at IND	-	-	-	-	-	-	-	-	-	-	-	-	-	-	-	-	-	-	-
Totals		2	0	3	1	2	0	0	0.0	0.0	0	0	0	0	0	0	0	0	0	0

- Recorded 13 tackles, two tackles for loss and four quarterback pressures in 135 snaps over 11 games as a redshirt sophomore
- Made three tackles in 16 snaps at No. 12 Georgia (9/30)
- Had two tackles and two quarterback pressures in 17 snaps against North Carolina State (10/4)
- Notched two tackles and one tackle for loss in nine snaps at South Carolina (11/29)

2013 (Clemson):


- Tallied 11 tackles, 1.5 tackles for loss and one quarterback pressure in 90 snaps over three games (one start)
- Was a passenger in a fatal car accident on Sept. 21 and missed the rest of the season due to injuries suffered in the accident

2012 (Clemson):

- Recorded 16 tackles, one tackle for loss and three quarterback pressures in 113 snaps over nine games in his first season with the Tigers
- Made his collegiate debut vs. Ball State (9/8)

PERSONAL:

- Attended Chase High School in Forest City, N.C.
- Rated as the No. 55 player and No. 7 defensive lineman in the nation as well as No. 4 player in North Carolina by 247Sports.com
- No. 104 overall player and No. 8 defensive tackle in the nation as well as No. 5 player in North Carolina by Rivals.com
- No. 8 defensive tackle in the nation by Scout.com
- Notched 15 sacks, one interception and five caused fumbles as a senior
- Made 50 tackles, 29 tackles for loss and 14 sacks as a junior
- Played in the U.S. Army All-American game and the Shrine Bowl
- Averaged over 21 points and 10 rebounds per game in basketball as a junior
- Cousin of former Clemson defensive end Dane Rogers
- Played and roomed with Texans NT D.J. Reader at Clemson
- Earned undergraduate degree in sociology in December 2016



DESHAUN WATSON

QUARTERBACK | 6-3 | 215 | CLEMSON

Hometown: Gainesville, Ga. | Rookie | Age: 22
 Acquired: D1-'17 | 2017 GP/GS: 6/5 | Career GP/GS (Playoffs): 6/5 (0/0)
 Teams: Houston 2017

4

TRANSACTIONS:

Selected by the Houston Texans with the 12th pick in the first round (12th overall) of the 2017 NFL Draft.

HONORS:

- AFC Offensive Player of the Week (Week 4, 2017)

2017 (Houston 6/5)

- Played in the second half of the season opener vs. Jacksonville (9/10). Threw for a touchdown on the first drive of his NFL career.
- Made his first career start at Cincinnati and recorded the longest rush ever by a Texans quarterback (49-yards), compiled the most rushing yards ever by a Texans quarterback (67), became the first quarterback to score touchdowns in his first two games with the Texans and led the team in both rushing and passing (9/14)
- Became the first quarterback in franchise history and fourth rookie since 2000 to record 300-plus passing yards and 40-plus rushing yards in a single game at New England (9/24). Watson's 301 passing yards established a Texans single-game rookie record and he became the first rookie quarterback to throw for 300-plus yards against the defending Super Bowl champions since Cam Newton did so against the Green Bay Packers in 2011. Recorded his first multi-touchdown game and guided the Texans to their most points (30) since Week 16 of the 2015 season. Watson and RB D'Onta Foreman have combined for 664 yards passing and rushing through the first three games of the season, the most by a rookie combination in franchise history and second most among rookie combinations in the NFL
- Completed 25-of-34 passes (73.5%) for 283 yards and four touchdowns and added 24 yards and one score on the ground vs. Tennessee (10/1). With his performance, Watson tied the all-time rookie quarterback record with five touchdowns in the game and became the first quarterback to throw for four touchdowns and run for one since Fran Tarkenton in 1961. Watson became the only rookie in NFL history with seven-or-more passing touchdowns and two-or-more rushing touchdowns in his team's first four games of a season, became the first rookie quarterback in team history with three-or-more touchdown passes in a game and led the Texans to a team-record 57 points
- Completed 16-of-31 passes for 261 yards and five touchdowns and added 31 rushing yards vs. Kansas City (10/8). With his Week Five performance, Watson becomes the first rookie quarterback in NFL history to produce five-or-more touchdowns in consecutive games and became the second rookie quarterback to throw for four-or-more touchdowns in back-to-back games. Watson also became the first rookie quarterback to throw for 260 yards and rush for 20 yards in three consecutive games and became the first rookie quarterback to total 12 touchdowns in his first five games
- Threw for 225 yards and three touchdowns and added 23 rushing yards vs. Cleveland (10/15). His 15 passing touchdowns are the most by a rookie in his first six games and tie the NFL record for most passing touchdowns for a quarterback through his first six career games. Became the first rookie since the merger to throw for three-or-more touchdown passes in three consecutive games and became the first rookie in NFL history with 225-or-more passing yards and 20-or-more rushing yards in four consecutive games. With the performance, Watson passed Ryan Mallet (1,170) for the ninth-most passing yards in Texans history, Ryan Fitzpatrick (184) for the third-most rushing yards by a quarterback in franchise history and tied Brock Osweiler (15) for the sixth-most passing touchdowns in team history

CAREER AT CLEMSON:

- Played three seasons (2014-16) at Clemson (S.C.) University
- Put up record numbers and guided Clemson to consecutive College Football Playoff appearances, with the school's second National Championship in 2016
- Led Clemson to 28 wins over his final two seasons and compiled a 32-3 record as a starter, which was the best winning percentage in school history for a quarterback
- Two-time Heisman Trophy finalist; finished third in the 2015 balloting with 148 first-place votes and second in 2016 with 269 first-place votes
- The first ACC player to finish in the top three of the voting on multiple occasions
- Two-time recipient of the Davey O'Brien Award, one of only four quarterbacks who can make

2017 STATISTICS

REGULAR SEASON				PASSING											RUSHING				
Date	Opp	GP	GS	Att	Cmp	Pct	Yds	Yd/A	TD	Int	Lg	Sack	Lost	Rate	Att	Yds	Avg	Lg	TD
9/10	JAX	1	0	23	12	52.2	102	4.4	1	1	26	4.0	21.0	60.4	2	16	8.0	9	0
9/14	at CIN	1	1	24	15	62.5	125	5.2	0	0	25	3.0	27.0	75.9	5	67	12.5	49t	1
9/24	at NE	1	1	33	22	66.7	301	9.1	2	2	35	2.0	9.0	90.6	8	41	5.1	7	0
10/1	TEN	1	1	34	25	73.5	283	8.3	4	1	35	1.0	3.0	125.0	4	24	6.0	10	1
10/8	KC	1	1	31	16	51.6	261	8.4	5	0	48t	3.0	13.0	119.8	3	31	10.3	16	0
10/15	CLE	1	1	29	17	58.6	225	7.7	3	1	39t	1.0	8.0	103.4	6	23	3.8	9	0
10/29	at SEA	-	-	-	-	-	-	-	-	-	-	-	-	-	-	-	-	-	-
11/5	IND	-	-	-	-	-	-	-	-	-	-	-	-	-	-	-	-	-	-
11/12	at LAR	-	-	-	-	-	-	-	-	-	-	-	-	-	-	-	-	-	-
11/19	ARI	-	-	-	-	-	-	-	-	-	-	-	-	-	-	-	-	-	-
11/27	at BAL	-	-	-	-	-	-	-	-	-	-	-	-	-	-	-	-	-	-
12/3	at TEN	-	-	-	-	-	-	-	-	-	-	-	-	-	-	-	-	-	-
12/10	SF	-	-	-	-	-	-	-	-	-	-	-	-	-	-	-	-	-	-
12/17	at JAX	-	-	-	-	-	-	-	-	-	-	-	-	-	-	-	-	-	-
12/25	PIT	-	-	-	-	-	-	-	-	-	-	-	-	-	-	-	-	-	-
12/31	at IND	-	-	-	-	-	-	-	-	-	-	-	-	-	-	-	-	-	-
Totals		6	5	174	107	61.5	1,297	7.4	15	5	48t	14.0	81.0	101.1	28	202	7.2	49t	2

that claim, and the first since Oklahoma's Jason White in 2003,04 ... also two-time winner of the Manning Award

- Finished third in ACC history in total offense (12,094), behind only NC State's Philip Rivers and Tajh Boyd
- Threw for 10,163 yards and 90 career touchdowns
- Tops in Clemson history in career completion percentage (.674), passing efficiency (157.5) and total offense per game (318.3)
- In his career in the fourth quarter, passed for 16 touchdowns with only two interceptions

HONORS:

- CFP National Champion (2016)
- National Championship Game Most Valuable Offensive Player (2016)
- Fiesta Bowl Most Valuable Offensive Player (2016)
- Capital One Orange Bowl Offensive Most Valuable Player (2015)
- Scout.com National Player of the Year (2016)
- First-team All-American by AFCA, Associated Press, CBS Sports, ESPN.com, Football Writers Association and USA Today (2015)
- ACC Player of the Year (2015)
- ACC Championship Game Most Valuable Player (2015)
- Second-team All-American by AFCA and Associated Press (2016)
- Second-team All-American by Sporting News, Sports Illustrated and Walter Camp (2015, 2016)
- One of four quarterbacks to win the Davey O'Brien Award twice (2015, 2016)
- Manning Award (2015, 2016)
- All-ACC Academic Team (2015, 2016)
- Johnny Unitas Award (2016)
- Bobby Bowden Award (2016)
- Walter Camp Player of the Year finalist (2015, 2016)
- Maxwell Award semi-finalist (2016)
- Maxwell Award finalist (2015)
- Heisman Trophy Finalist (3rd - 2015, 2nd - 2016)

2016 (Clemson):

- Turned in one of the most decorated seasons in college football history, including being named a Heisman finalist and National Championship Game Most Valuable Offensive Player after leading Clemson to its second National Championship
- Set Clemson records by throwing for 4,593 yards and 41 touchdowns
- Completed 67 percent of his passes and accounted for 5,219 yards of total offense, 10 more than his total from the 2015 season
- Accounted for 50 touchdowns in all, with nine rushing scores
- Completed 75.5 percent of his passes in November, with 12 touchdowns against four interceptions for a passing efficiency of over 168
- Earned Davey O'Brien Award Quarterback of the Week, Walter Camp Player of the Week and ACC Offensive Back of the Week honors vs. Louisville (10/1) after tossing five touch-

DESHAUN WATSON

down passes in dramatic win

- Led the Tigers to come-from-behind win at Florida State, making him the first Clemson quarterback to defeat Florida State in consecutive tries
- Set ACC record with 580 passing yards in defeat vs. Pittsburgh (11/12), in which he was 52-70 for a 74 percent completion rate against the Panthers
- ACC Offensive Back of the Week and Manning Award Star of the Week following six-touchdown performance vs. South Carolina (11/26)
- Posted 463 yards of total offense and four total touchdowns to lead Tigers to dramatic 35-31 win over Alabama in the National Championship Game (1/9/17)
- Provided winning score with touchdown toss to WR Hunter Renfrow with one second remaining

2015 (Clemson):

- Became Clemson's first winner of the prestigious Davey O'Brien and Manning Awards
- First player in FBS history with at least 4,000 passing yards and 1,000 rushing yards in a season
- Finished fifth nationally in completion percentage away from home (67.9) and fifth in overall completion percentage (67.8)
- Third nationally among quarterbacks with 1,105 rushing yards
- One of two Tiger quarterbacks to rush for 1,000 yards in a season
- Broke QB Tajh Boyd's single-season school record for total offense (5,209)
- A clutch player, he was 53-of-74 (71.6%) for 652 yards and four touchdowns in the fourth quarter on the season
- Threw for season-high 420 yards and accounted for all four touchdowns in win vs. Boston College (10/17) and its No. 1 ranked defense
- Walter Camp Foundation Offensive Player-of-the-Week after compiling 437 yards of total offense and accounting for six touchdowns (five passing, one rushing) at NC State (10/31)
- Produced ACC Championship Game records with 420 yards of offense and five total touchdowns (three passing, two rushing), leading the Tigers to their 15th title in the 45-37 win over North Carolina (12/5)
- His yardage total marked the most total offense by any FBS player in a conference title game
- Set National Championship Game record with 478 yards of total offense, including a passing total of 405 yards and four touchdowns vs. Alabama (1/11/17)

2014 (Clemson):

- Completed 93-of-137 passes for 1,466 yards and 14 touchdowns against only two interceptions in 330 snaps over eight games (five starts)
- Completed 67.9 percent of his passes and had a 188.6 pass efficiency rating (best nationally among players with 125 attempts)
- Tallied 200 yards and five touchdowns on 63 carries
- Set school records for passing yards, passing touchdowns, passing efficiency, completion percentage and total offense by a freshman
- Made his collegiate debut at No. 12 Georgia Tech (9/30) and completed 2-of-4 passes for 59 yards and one touchdown against no interceptions
- Named ACC Rookie of the Week after going 19-for-28 for 266 yards along with 30 yards and a touchdown on 12 carries at No. 1 Florida State (9/20)
- Set 12 school records in his first career start in which he completed 27-of-36 for 435 yards and a school-record six touchdowns along with 28 rushing yards against North Carolina (9/27)

PERSONAL:

- Four-year starter at Gainesville (Ga.) High School
- Set state career records for total offense yards (17,134) and total touchdowns (218)
- Notched 13,077 passing yards and 155 touchdowns along with 4,057 rushing yards and 63 touchdowns in his career
- Set the state career records for passing touchdowns and total offense yards by the end of his junior season
- Named state player of the year as a sophomore, junior and senior, and earned Gatorade Player of the Year honors in Georgia as a senior
- Amassed 4,431 passing yards and 57 touchdowns against only five interceptions along with 1,057 rushing yards and 14 touchdowns as a senior
- Logged 5,700 total offense yards and 64 touchdowns, including 4,024 passing yards and 50 touchdowns, as a junior
- No. 16 player and No. 1 dual-threat quarterback in the nation by ESPN
- No. 31 player and No. 1 dual-threat quarterback in the nation and No. 2 player in Georgia by Rivals.com
- Selected to play in the U.S. Army All-American Game and Under Armour All-American Game
- Earned undergraduate degree in communication in December 2016



JON WEEKS

LONG SNAPPER | 5-10 | 250 | BAYLOR

Hometown: Bethpage, N.Y. | 8th NFL Season | 8th with Texans | Age: 31
 Acquired: FA-'10 | 2017 GP/GS: 6/0 | Career GP/GS (Playoffs): 118/0 (7/0)
 Teams: Houston 2010-17

46

TRANSACTIONS:

Signed by the Houston Texans as a college free agent on April 28, 2010...Re-signed with the Texans on March. 5, 2012...Signed a contract extension with the Texans on Sept. 7, 2015.

CAREER:

- Named to the 2015 Pro Bowl
- Signed by the Texans during the 2010 offseason and made the roster out of training camp
- Has handled 1,124 extra point, field goal and punt snaps and has contributed with 23 special teams tackles
- Is fourth in Texans history with 118 career games played
- Owns a streak of 118 consecutive regular season games played, which stands alone as the second-longest streak in Texans history
- One of three players (CB Johnathan Joseph and CB Kareem Jackson) to play in every postseason game in Texans history
- Signed a contract extension with the Texans on Sept. 8, 2015

2017 (Houston 6/0):

- Played in his 115th straight game at New England (9/24), passing Chester Pitts for the second-longest streak in Texans history
- Handed seven extra points, three field goals and two punts vs. Tennessee (10/1)

2016 (Houston 16/0, 2/0):

- Served as long snapper on extra points, field goals and punts in all 16 regular season games and both postseason contests
- Helped K Nick Novak set the franchise single-season record fwith 35 made field goals
- Played in the 100th regular season game of his career vs. Tennessee (10/2) in Week 4
- Logged special teams tackles at at New England (9/22) in Week 3 and vs. Tennessee (10/2) in Week 4

2015 (Houston 16/0, 1/0):

- Named to his first Pro Bowl
- Served as long snapper on extra points, field goal and punts in all 16 games
- Notched a career-high eight special teams tackles
- Passed LS Bryan Pittman (95) for the eighth-most regular season games played in Texans history
- Recovered a fumble on a punt return by Titans WR Harry Douglas in the first quarter at Tennessee (12/27). RB Alfred Blue forced the fumble on the play, which led to a 22-yard field goal by K Nick Novak
- Served as the long snapper in Wild Card Game vs. Kansas City (1/9/16), his fifth career postseason game

2014 (Houston 16/0):

- Served as long snapper on extra points, field goal and punts in all 16 games
- Made a special teams tackle at N.Y. Giants (9/21)
- Recorded a special teams tackle at Dallas (10/5) in Week 5

2013 (Houston 16/0):

- Saw action on special teams in all 16 games and made a career-high six special teams tackles

2012 (Houston 16/0, 2/0):

- Served as long snapper on extra points, field goal and punts in all 16 games plus both playoff games
- Helped K Shayne Graham set the team scoring record with 138 points
- Helped P Donnie Jones set the team punting records with a gross average of 47.1 yards per punt on the season and net average of 40.5 yards
- Recorded a special teams tackle at Denver (9/30)

2011 (Houston 16/0, 2/0):

- Served as long snapper on extra points, field goal and punts for all 16 games of the season
- Helped K Neil Rackers set then-team records for field goals made (32) and points in a season (135)
- Helped rookie P Brett Hartmann set a team record with a 44.4 gross punt average
- Made his postseason debut and saw action on special teams in AFC Wild Card Playoff vs. Cincinnati (1/7/12)

2010 (Houston 16/0):

CAREER STATISTICS

REGULAR SEASON GAMES PLAYED/STARTED (PLAYOFFS):

2010 Houston: 16/0 (0/0)
 2011 Houston: 16/0 (2/0)
 2012 Houston: 16/0 (2/0)
 2013 Houston: 16/0 (0/0)
 2014 Houston: 16/0 (0/0)
 2015 Houston: 16/0 (1/0)
 2016 Houston: 16/0 (2/0)
 2017 Houston: 6/0
TOTAL: 118/0 (7/0)

ADDITIONAL STATISTICS

Extra Point, Field Goal and Punt Snap Attempts: 1,093
 Special Teams Tackles (23): 2010 - 3; 2011 - 0; 2012 - 2; 2013 - 6; 2014 - 2; 2015 - 8; 2016 - 2
 Misc. Stats: Recovered a fumble on a punt return by Titans WR Harry Douglas in the first quarter at Tennessee (12/27/15)

- Served as long snapper on extra points, field goal and punts in all 16 contests
- Efforts helped K Neil Rackers convert 27-of-30 field goal attempts and 43-of-43 extra point opportunities while tying K Kris Brown's Texans record for 124 points in a season
- Made his professional debut long snapping in the season opener vs. Indianapolis (9/12)
- Snapped on punt/field goal attempts at Washington (9/19) including Rackers' game-winning 35-yard field goal
- Reached 125 consecutive perfect snaps with seven successful long snaps at Tennessee (12/19)
- Contributed to Rackers hitting all three field goal attempts including a career long of 57 yards at Denver (12/26)

COLLEGE:

- Played four seasons (2004-07) at Baylor University in Waco, Texas
- Originally attended Baylor as an invited walk-on
- Earned a scholarship after his freshman season
- Was discovered at a special teams camp by the Baylor special teams coach
- Snapped for two-time Ray Guy Award winner Daniel Sepulveda
- Handled the long-snapping chores for Baylor from 2004-07 and earned four varsity letters

PERSONAL:

- Was in training to be an EMT when called by the Texans for a tryout
- An all-region offensive and defensive lineman for Mountain Ridge High School in Glendale, Ariz.
- Two-way player of the year selection
- Friday Night Fever Defensive Line Player of the Year
- Received the Curley Culp Award as Arizona's best defensive lineman
- Mountain Ridge recorded four straight winning records during his prep career and captured regional titles in both 2000 and 2002
- Mountain Lions went 24-2 during Weeks' last two seasons, which included a 14-1 mark and a state semifinal appearance as a junior in 2002



MARCUS WILLIAMS

CORNERBACK | 5-11 | 196 | NORTH DAKOTA STATE

40

Hometown: Minneapolis, Minn. | 4th NFL Season | 1st with Texans | Age: 26
 Acquired: Waivers-'17 | 2017 GP/GS: 6/0 | Career GP/GS (Playoffs): 40/14
 Teams: Houston 2014; New York Jets 2014-17; Houston 2017

TRANSACTIONS:

Signed with the Houston Texans as a college free agent on May 16, 2014...Waived by the Texans on Aug. 30, 2014...Signed to the Texans practice squad on Sept. 1, 2014...Released from the Texans practice squad on Sept. 23, 2014...Signed to the New York Jets practice squad on Sept. 25, 2014...Signed to the Jets active roster on Oct. 29, 2014...Waived by the Jets on Oct. 9, 2017...Claimed off waivers by the Texans on Oct. 10, 2017.

2017 (New York Jets 5/0; Houston 0/0):

- Appeared in the Jets first five games, catching a 31-yard pass on a fake punt vs. Jacksonville (10/1) and recording four solo tackles at Cleveland (10/8)
- Played against Cleveland (10/15) for the second consecutive week as a member of two different teams and posted three solo stops and one pass defended

2016 (New York Jets 13/3):

- Matched a career-best with 13 games played and made three starts
- Recorded 32 combined tackles, one sack, two interceptions, six passes defended, one quarterback hit, one tackle for loss and one forced fumble on the season
- Made a season-high seven tackles at Pittsburgh (10/9)

2015 (New York Jets 13/3):

- Appeared in 13 games with three starts
- Posted career-bests with 1.5 sacks, six interceptions, 10 passes defended and two quarterback hits on the season
- Intercepted Dolphins QB Ryan Tannehill in London (10/4)
- Produced a career-game with two interceptions and half a sack vs. Jacksonville (11/8)
- Recorded a strip-sack for his career full-sack at Houston (11/22)

2014 (New York Jets 8/8):

- Started the final eight games of the season
- Registered a career-high 36 total tackles
- Snagged his first career interception off Tom Brady vs. New England (11/21)

COLLEGE:

- Played four seasons (2010-13) at North Dakota State in Fargo, N.D.
- Totalled career numbers of 170 tackles, 3.5 tackles for loss, 60 passes defended, seven interceptions, 603 interception return yards and 1,209 kick return yards
- Recorded a 98-yard interception return for a touchdown vs. North Dakota State (10/6/12)

PERSONAL:

- Attended Hopkins High School in Minneapolis, Minn.
- Son of Jeffrey and Carolyn Williams
- Has three sisters, Aisha, Brianna and Bianca and one brother, Rashan
- Father, Jeffrey, played football at St. Cloud State

2017 STATISTICS

REGULAR SEASON				TACKLES					SACKS		INTERCEPTIONS					FUMBLES			
Date	Opp	GP	GS	Tot	Solo	Asst	QBH	TFL	Sk	Yds	Int	Yds	Lg	TD	PD	FF	FR	Yds	TD
WITH NY JETS																			
9/10	at BUF	1	0	0	0	0	0	0	0.0	0.0	0	0	0	0	0	0	0	0	0
9/17	at OAK	1	0	0	0	0	0	0	0.0	0.0	0	0	0	0	0	0	0	0	0
9/24	MIA	1	0	0	0	0	0	0	0.0	0.0	0	0	0	0	0	0	0	0	0
10/1	JAX	1	0	0	0	0	0	0	0.0	0.0	0	0	0	0	0	0	0	0	0
10/8	at CLE	1	0	4	4	0	0	0	0.0	0.0	0	0	0	0	0	0	0	0	0
WITH HOUSTON																			
10/15	CLE	1	0	3	3	0	0	0	0.0	0.0	0	0	0	0	1	0	0	0	0
10/29	at SEA	-	-	-	-	-	-	-	-	-	-	-	-	-	-	-	-	-	-
11/5	IND	-	-	-	-	-	-	-	-	-	-	-	-	-	-	-	-	-	-
11/12	at LAR	-	-	-	-	-	-	-	-	-	-	-	-	-	-	-	-	-	-
11/19	ARI	-	-	-	-	-	-	-	-	-	-	-	-	-	-	-	-	-	-
11/27	at BAL	-	-	-	-	-	-	-	-	-	-	-	-	-	-	-	-	-	-
12/3	at TEN	-	-	-	-	-	-	-	-	-	-	-	-	-	-	-	-	-	-
12/10	SF	-	-	-	-	-	-	-	-	-	-	-	-	-	-	-	-	-	-
12/17	at JAX	-	-	-	-	-	-	-	-	-	-	-	-	-	-	-	-	-	-
12/25	PIT	-	-	-	-	-	-	-	-	-	-	-	-	-	-	-	-	-	-
12/31	at IND	-	-	-	-	-	-	-	-	-	-	-	-	-	-	-	-	-	-
Totals		6	0	7	7	0	0	0	0.0	0.0	0	0	0	0	1	0	0	0	0

ADDITIONAL STATISTICS

Special Teams Tackles - 1; Receptions - 1; Receiving Yards - 31

CAREER STATISTICS

REGULAR SEASON				TACKLES					SACKS		INTERCEPTIONS					FUMBLES			
Year	Team	GP	GS	Tot	Solo	Asst	QBH	TFL	Sk	Yds	Int	Yds	Lg	TD	PD	FF	FR	Yds	TD
2014	NYJ	8	8	36	29	7	0	1	0.0	0.0	1	1	1	0	7	0	0	0	0
2015	NYJ	13	3	21	15	6	2	0	1.5	11.5	6	45	21	0	10	1	1	0	0
2016	NYJ	13	3	32	29	3	1	1	1.0	9.0	2	14	14	0	6	1	0	0	0
2017	NYJ	5	0	4	4	0	0	0	0.0	0.0	0	0	0	0	0	0	0	0	0
2017	HOU	1	1	3	3	0	0	0	0.0	0.0	0	0	0	0	1	0	0	0	0
Totals		40	14	96	80	16	3	2	2.5	20.5	9	60	21	0	24	2	1	0	0



DUANE BROWN

TACKLE | 6-4 | 305 | VIRGINIA TECH

Hometown: Richmond, Va. | 10th NFL Season | 10th with Texans | Age: 31
 Acquired: D1-'08 | 2017 GP/GS: 0/0 | Career GP/GS (Playoffs): 132/132 (6/6)
 Teams: Houston 2008-17

76

TRANSACTIONS:

Selected by the Houston Texans with the 26th pick in the first round (26th overall) of the 2008 NFL Draft...Re-signed with the Texans on Aug. 16, 2012.

HONORS:

- Associated Press First Team All-Pro (2012)
- Associated Press Second Team All-Pro (2011)
- Three-time Pro Bowler (2012-14)
- USA Today All-Joe Team (2011)
- Madden Most Valuable Protectors Award (Week 7, 2011; Week 4, 2012; Week 13, 2012)
- Houston Texans Ed Block Courage Award (2016)

CAREER:

- Ranks second on the franchise's all-time games played and games started lists
- Has been called for holding just seven times in 132 games
- Was the second rookie in Texans history to start all 16 games on the offensive line
- Garnered All-Pro honors in 2011 and 2012 and Pro Bowl honors following the 2012 and 2013 seasons
- Has blocked for six 1,000-yard rushers and was a part of a top-10 offense in four of his first five years in the League

2016 (Houston 12/12, 2/2):

- Spent the entire preseason on the Active/Physically Unable to Perform List
- Moved from the Active/Physically Unable to Perform List to the active roster on Sept. 3
- Inactive for Weeks 1-4
- Was active for the first time and started at left tackle at Minnesota (10/9) in Week 5
- Started at left tackle and played every snap in Weeks 6-16
- Opened the game at left tackle and split time with T Kendall Lamm and T Chirs Clark at Tennessee (1/1/17) in Week 17
- Helped RB Lamar Miller rush for 107 yards and a touchdown at Indianapolis (12/11) in Week 14
- Held down the left tackle post vs. Oakland (1/7/17) in the AFC Wild Card round and at New England (1/14/17) in the AFC Divisional round

2015 (Houston 14/14, 0/0):

- Started all 14 games he played in at left tackle
- Started at left tackle in Week 1 vs. Kansas City (9/13)
- Inactive Weeks 2-3
- Started at left tackle in Weeks 4-17
- Passed Chester Pitts (114) for the second-most career games started in team history
- Passed Chester Pitts (114) for the third-most career games played in team history
- Placed on the Reserve/Injured List on Jan. 5, 2016 and missed the AFC Wild Card Game vs. Kansas City (1/9/16)

2014 (Houston 16/16):

- Started all 16 games at left tackle for the fourth time in his career
- Selected to his third consecutive Pro Bowl
- Passed Bryan Pittman for seventh on the franchise's all-time games played list with 96 when he started at left tackle vs. Indianapolis (10/9) in Week 6
- Started and played in his 101st career game to pass Owen Daniels (100 from 2006-13) for sixth on the franchise's games played list vs. Cincinnati (11/23) in Week 12

2013 (Houston 14/14):

- Started 14 games at left tackle and was elected to his second consecutive Pro Bowl
- Helped block for an offense that totaled 449 yards at San Diego (9/9) in Week 1
- Helped pave the way for 172 yards on the ground vs. Tennessee (9/15) in Week 2
- Was inactive due to a toe injury in Weeks 3 (at Baltimore) and 4 (vs. Seattle)
- Blocked for an offense that produced a season-high 483 yards vs. Indianapolis (11/3)
- Moved into 11th place on the franchise's all-time games played list at 85 games vs. Jacksonville (11/24) in Week 12
- Helped pave the way for a ground game that produced a franchise-record four rushing touchdowns vs. New England (12/1) in Week 13

2012 (Houston 16/16, 2/2):

- Part of an offense that ranked seventh in the NFL and started all 16 games for the fourth time in his career, earning Associated Press All-Pro First Team honors as well as being selected as a starter for the AFC in the Pro Bowl

CAREER STATISTICS

REGULAR SEASON GAMES PLAYED/STARTED (PLAYOFFS):

2008 Houston: 16/16 (0/0)
 2009 Houston: 16/16 (0/0)
 2010 Houston: 12/12 (0/0)
 2011 Houston: 16/16 (2/2)
 2012 Houston: 16/16 (2/2)
 2013 Houston: 14/14 (0/0)
 2014 Houston: 16/16 (0/0)
 2015 Houston: 14/14 (0/0)
 2016 Houston: 12/12 (2/2)
 2017 Houston: 0/0
TOTAL: 132/132 (6/6)

- Part of an offensive line that cleared the way for Texans running backs to rush for 216 yards and three touchdowns while not allowing QB Matt Schaub to be sacked at JAC (9/17)
- Helped provide protection for Schaub, enabling him to tie a career-high with four touchdown passes at Denver (9/23)
- Helped Arian Foster rush for 152 yards and a touchdown at the N.Y. Jets (10/8)
- Part of an offense that set a franchise record by scoring 43 points vs. Baltimore (10/21)
- Helped Foster go over 100 yards for the fourth time this season as he gained 111 yards on 24 carries and scored a touchdown vs. Buffalo (11/4)
- Part of an offense that set a franchise record with 653 yards of offense and tied the franchise scoring record with 43 points vs. Jacksonville (11/18) and put up another 501 yards at Detroit (11/22)
- Paved the way for Foster to rush for 140 yards while not allowing Schaub to be sacked in the AFC Wild Card Playoff vs. Cincinnati (1/5/13)

2011 (Houston 16/16, 2/2):

- Second-Team AP All-Pro choice after blocking for 1,200-yard and 900-yard rushers and allowing 2.0 sacks (according to StatsPass, Inc.)
- Paved the way for RB Ben Tate to rush for 116 yards vs. Indianapolis (9/11) and 103 yards at Miami (9/18)
- Provided pocket protection enabling Schaub to throw for 373 yards and three touchdowns at New Orleans (9/25)
- Helped control the line of scrimmage, clearing the way for Foster to rush for 155 yards and a touchdown vs. Pittsburgh (10/2)
- Part of an offense that put up 518 total yards, the fourth-highest in team history, which included two 100-yard rushers and a 100-yard receiver at Tennessee (10/23)
- Enabled the Texans to rush for a franchise-record 261 yards, including two 100-yard rushers for the second time that season, vs. Cleveland (11/6)
- Paved the way for Foster to become the first player to rush for over 100 yards on the Falcons defense in the 2011 season when he went for 111 yards on 31 carries vs. Atlanta (12/4)
- Helped Foster go over 100 yards for the sixth time that season and over 1,000 yards rushing for the second consecutive season vs. Carolina (12/18)
- Started at left tackle in his postseason debut and opened holes for Foster to rush for 153 yards in AFC Wild Card Playoff vs. Cincinnati (1/7/12)
- Paved the way for Foster to rush for 132 yards, the most Baltimore's defense has ever given up in a postseason game, in AFC Divisional Playoff at Baltimore (1/15/12)

2010 (Houston 12/12):

- Started 12 games at left tackle, clearing holes to help Foster rush for a franchise-record 1,616 yards and win the 2010 NFL rushing title
- Helped pave the way for Foster's franchise-record 231 yards rushing vs. Indianapolis (9/12)
- Provided pocket protection for Schaub, enabling him to throw for a then-franchise-record 497 yards and three touchdowns at Washington (9/19)
- Opened holes for Foster to rush for 143 yards vs. Tennessee (11/28)
- Paved the way for Foster to rush for 180 yards vs. Jacksonville (1/2/11) and wrap up the rushing title

2009 (Houston 16/16):

- Started at right guard and helped Schaub set a career-high with four touchdown passes at Tennessee (9/20)
- Helped Schaub pass for his second consecutive 300-yard game vs. Jacksonville (9/27)

DUANE BROWN

2008 (Houston 16/16):

- Started all 16 games and helped clear the way for RB Steve Slaton to lead all rookie rushers with 1,282 yards
- Helped Slaton run for his first 100-yard game when he started at right guard at Jacksonville (9/28)
- Helped Schaub throw three touchdown passes at Jacksonville and again vs. Cincinnati (10/26)
- Helped Slaton set a Texans rookie record with 156 rushing yards at Indianapolis (11/16)
- Blocked for Schaub to throw for 414 yards and two touchdowns at Green Bay (12/7)
- Started at right guard vs. Tennessee (12/14) in which he was part of the offensive line that helped Slaton run for his third consecutive 100-yard game

COLLEGE:

- Played four seasons (2004-07) at Virginia Tech in Blacksburg, Va. after redshirting the 2003 campaign
- Registered 71 knockdown blocks in his three seasons as an offensive tackle
- Earned second-team All-Atlantic Coast Conference recognition for the second straight season and was a two-time state Offensive Lineman/End of the Year pick by the Richmond Touchdown Club
- Recorded six tackles and blocked three kicks on special teams as a senior and also caught three passes for 64 yards (21.3 average) and one touchdown, adding three yards on a rushing attempt
- Apparel, housing and resource management major, with a minor in consumer studies
- Won an ACC Championship in 2007

PERSONAL:

- Attended Hermitage High School in Richmond, Va., where he lettered twice as a tight end and defensive end
- Played in the Panthers' first three games his senior year before suffering a broken leg, but returned for the Central Region semifinal game, catching seven passes for just under 100 yards in his limited playing time, and also recorded 15 tackles along with a pair of sacks to earn second-team All-District honors
- Lettered in basketball and track

PRACTICE SQUAD



KENNAN GILCHRIST

INSIDE LINEBACKER | 6-1 | 230 | APPALACHIAN STATE

Hometown: Abbeville, S.C. | Rookie | Age: 23
 Acquired: FA '17 | 2017 GP/GS: 0/0 | Career GP/GS (Playoffs): 0/0 (0/0)
 Teams: Dallas 2017; Houston 2017

47

TRANSACTIONS:

Signed by the Dallas Cowboys as a college free agent on May 12, 2017...Waived by the Cowboys on Sept. 2, 2017...Signed to the Houston Texans practice squad on Sept. 27, 2017.

CAREER AT APPALACHIAN STATE:

- Played four seasons (2013-16) at the Appalachian State University in Boone, N.C.
- Participated in 50 career games and tallied 253 combined tackles, 7.0 sacks and four forced fumbles

2016 (Appalachian State):

- Finished second on the team with 89 tackles and added 11 tackles for loss with 3.0 sacks and one forced fumble
- Named to the All-Sun Belt Conference Second-Team

2015 (Appalachian State):

- Started all 13 games and produced 61 total tackles, three tackles for loss and one sack

2014 (Appalachian State):

- Appeared in 12 games on the season and finished with 44 combined stops, six tackles for loss, one forced fumble and matched his career high with 3.0 sacks

2013 (Appalachian State):

- Played in 12 games and made 59 total tackles while producing career-highs with one pass defensed and two forced fumbles

PERSONAL:

- Attended Abbeville High School in Abbeville, S.C.
- Honored as a first-team all-state selection and as the South Carolina Defensive Player of the Year as a junior and senior at Abbeville High School
- Majored in construction management and was a member of the Southern Conference academic honor roll at Appalachian State
- Son of Carmella and Gary Burton
- Oldest of four children
- Enjoys fishing

2017 STATISTICS

REGULAR SEASON				TACKLES				SACKS		INTERCEPTIONS				FUMBLES						
Date	Opp	GP	GS	Tot	Solo	Asst	QBH	TFL	Sk	Yds	Int	Yds	Lg	TD	PD	FF	FR	Yds	TD	
Week 1					NOT ON ROSTER															
Week 2					NOT ON ROSTER															
Week 3					NOT ON ROSTER															
10/1	TEN				PRACTICE SQUAD															
10/8	KC				PRACTICE SQUAD															
10/15	CLE				PRACTICE SQUAD															
10/29	at SEA	-	-	-	-	-	-	-	-	-	-	-	-	-	-	-	-	-	-	-
11/5	IND	-	-	-	-	-	-	-	-	-	-	-	-	-	-	-	-	-	-	-
11/12	at LAR	-	-	-	-	-	-	-	-	-	-	-	-	-	-	-	-	-	-	-
11/19	ARI	-	-	-	-	-	-	-	-	-	-	-	-	-	-	-	-	-	-	-
11/27	at BAL	-	-	-	-	-	-	-	-	-	-	-	-	-	-	-	-	-	-	-
12/3	at TEN	-	-	-	-	-	-	-	-	-	-	-	-	-	-	-	-	-	-	-
12/10	SF	-	-	-	-	-	-	-	-	-	-	-	-	-	-	-	-	-	-	-
12/17	at JAX	-	-	-	-	-	-	-	-	-	-	-	-	-	-	-	-	-	-	-
12/25	PIT	-	-	-	-	-	-	-	-	-	-	-	-	-	-	-	-	-	-	-
12/31	at IND	-	-	-	-	-	-	-	-	-	-	-	-	-	-	-	-	-	-	-
Totals		0	0	0	0	0	0	0	0.0	0.0	0	0	0	0	0	0	0	0	0	0

PRACTICE SQUAD



COBI HAMILTON

WIDE RECEIVER | 6-2 | 201 | ARKANSAS

Hometown: Texarkana, Texas | 5th NFL Season | 1st with Texans | Age: 26
 Acquired: FA-'17 | 2017 GP/GS : 0/0 | Career GP/GS (Playoffs): 11/8 (4/1)
 Teams: CIN 2013-14; PHI 2014; CIN 2014-15; MIA 2015; CAR 2016; PIT 2016-17; HOU 2017

17

TRANSACTIONS:

Selected with the 29th pick of the sixth round (197th overall) by the Cincinnati Bengals in the 2013 NFL Draft...Waived by the Bengals on Aug. 31, 2013...Signed to the Bengals practice squad on Sept. 1, 2013...Signed by the Bengals on Jan. 6, 2014...Waived by the Bengals on Aug. 30, 2014...Signed to the Bengals practice squad on Sept. 1, 2014...Waived from the Bengals practice squad on Sept. 3, 2014...Signed to the Philadelphia Eagles practice squad on Sept. 10, 2014...Waived from the Eagles practice squad on Oct. 6, 2014...Signed to the Bengals practice squad on Oct. 14, 2014...signed to the Bengals active roster on Dec. 31, 2014...Signed by the Bengals on July 30, 2015...Waived by the Bengals on July 31, 2015...Claimed off waivers by the Miami Dolphins on Aug. 1, 2015...Waived by the Dolphins on Sept. 5, 2015...Signed to the Carolina Panthers on Jan. 6, 2016...Waived by the Panthers on July 25, 2016...Signed by the Pittsburgh Steelers on Aug. 5, 2016...Waived by the Steelers on Sept. 3, 2016...Signed to the Steelers practice squad on Sept. 4, 2016...Signed to the Steelers active roster on Oct. 15, 2016...Waived by the Steelers on Sept. 2, 2017...Signed to the Houston Texans practice squad on Sept. 18, 2017.

2016 (Pittsburgh 11/8, 3/1):

- Appeared in 11 games and made eight starts after being promoted from the practice squad on Oct. 15
- Notched his firsts in NFL receptions (17), receiving yards (234) and receiving touchdowns (2)
- Added one special teams tackle at Baltimore (11/6)
- Played in three postseason games and totalled four receptions for 51 yards
- Started in the AFC Championship and caught a 30-yard touchdown pass at New England (1/22)

2015 (Cincinnati/Miami 0/0, 0/0):

- Spent portions of the preseason with the Bengals and Dolphins

2014 (Cincinnati/Philadelphia 0/0, 0/0):

- Spent Weeks 2-5 on the Eagles' practice squad
- Signed to the Bengals practice squad for the final 11 weeks of the regular season
- Signed to the Bengals active roster prior to the wild card playoff game and played at Indianapolis (1/4)

2013 (Cincinnati 0/0, 0/0):

- Spent the entire season on the Bengals practice squad

COLLEGE:

- Played four seasons (2009-12) at the University of Arkansas in Fayetteville, Ark.
- Totalled career numbers of 175 receptions for 2,854 yards and 18 touchdowns
- Recorded a school-record 90 receptions for 1,335 yards and five touchdowns as a senior en route to finishing as a Biletnikoff semifinalist
- Earned First-Team All-SEC honors as a senior

PERSONAL:

- Attended Texas High School in Texarkana, Texas
- Registered 64 receptions for a school-record 1,071 yards and 14 touchdowns as a senior
- Finished fourth in the 200 meters race (21.41 seconds) at the AAU National Junior Olympics

2017 STATISTICS

REGULAR SEASON				RECEIVING					RUSHING				
Date	Opp	GP	GS	Rec	Yds	Avg	Lg	TD	Att	Yds	Avg	Lg	TD
Week 1													
Week 2													
9/24	at NE												
10/1	TEN												
10/8	KC												
10/15	CLE												
10/29	at SEA	-	-	-	-	-	-	-	-	-	-	-	-
11/5	IND	-	-	-	-	-	-	-	-	-	-	-	-
11/12	at LAR	-	-	-	-	-	-	-	-	-	-	-	-
11/19	ARI	-	-	-	-	-	-	-	-	-	-	-	-
11/27	BAL	-	-	-	-	-	-	-	-	-	-	-	-
12/3	at TEN	-	-	-	-	-	-	-	-	-	-	-	-
12/10	SF	-	-	-	-	-	-	-	-	-	-	-	-
12/17	at JAX	-	-	-	-	-	-	-	-	-	-	-	-
12/25	PIT	-	-	-	-	-	-	-	-	-	-	-	-
12/31	at IND	-	-	-	-	-	-	-	-	-	-	-	-
Totals		0	0	0	0	0.0	0	0	0	0	0.0	0	0

CAREER STATISTICS

REGULAR SEASON				RECEIVING					RUSHING				
Year	Team	GP	GS	Rec	Yds	Avg	Lg	TD	Att	Yds	Avg	Lg	TD
2016	PIT	11	8	17	234	13.8	39	2	0	0	0.0	0	0
Totals		11	8	17	234	13.8	39	2	0	0	0.0	0	0
POSTSEASON				RECEIVING					RUSHING				
Year	Team	GP	GS	Rec	Yds	Avg	Lg	TD	Att	Yds	Avg	Lg	TD
2014	CIN	1	0	0	0	0.0	0	0	0	0	0.0	0	0
2016	PIT	3	1	4	51	12.8	30	1	0	0	0.0	0	0
Totals		4	1	4	51	12.8	30	1	0	0	0.0	0	0

PRACTICE SQUAD



BRYCE JONES

CORNERBACK | 6-0 | 180 | AKRON

Hometown: University Heights, Ohio | Rookie | Age: 22
 Acquired: CFA-17 | 2017 GP/GS: 0/0 | Career GP/GS (Playoffs): 0/0 (0/0)
 Teams: Houston 2017

37

TRANSACTIONS:

Signed by the Houston Texans as a college free agent on May 16, 2017...Waived by the Texans on Sept. 2, 2017...Signed to the Texans practice squad on Sept. 3, 2017.

CAREER AT AKRON AND BOSTON COLLEGE:

- Played one season (2016) at the University of Akron (Ohio) after transferring from Boston (Mass.) College, where he played the 2013-14 campaigns
- Sat out the 2015 season to fulfill NCAA transfer rules

2016 (Akron):

- Played all 12 games and logged 50 tackles, three tackles for loss and nine pass breakups in his lone season at Akron

2015 (Akron):

- Sat out the season to fulfill NCAA transfer rules

2014 (Boston College):

- Started in first five games and registered 20 tackles, including 17 solo stops ... recorded four tackles with a pass breakup against Pittsburgh

2013 (Boston College):

- Started all 13 games at cornerback and also saw action as a return specialist
- Tallied 62 total tackles, including 44 solo stops, 4.5 tackles for a loss of nine yards, two interceptions and three fumble recoveries
- Returned two punts for one yard and one kickoff for 20 yards

2012 (Boston College):

- Played in all 12 games
- Saw action on 278 plays on the season between defense and special teams
- Recorded 15 tackles (10 solo) on the year
- Returned four kickoffs for 96 yards (24.0 avg.)

PERSONAL:

- Two-way player for head coach Jeff Rotsky at Cleveland Heights High School in University Heights, Ohio
- Earned Lake Erie League and team Most Valuable Player honors as a senior defensive back and quarterback in 2011
- Amassed 1,388 yards and 12 touchdowns through the air and registered 350 yards and seven touchdowns on the ground during his senior season
- Also tallied 27 tackles, six pass breakups and two interceptions on defense
- Helped lead the Tigers to a 9-1 season in 2011 with an undefeated 9-0 regular season, winning the Lake Erie League title and the first playoff appearance in the school's history
- Crowned 2012 State Indoor Champion in the long jump and 2012 Lake Erie League Champion in the 110 and 300 hurdles, and the long jump earning All-League Honors and league MVP
- Set school records in the 110 hurdles and long jump
- Parents are Karen and Albert Jones
- Has two older brothers, Chaz and Aric, and younger sister, Dia
- Brother, Chaz, played running back at Virginia Military Institute

2017 STATISTICS

REGULAR SEASON				TACKLES				SACKS		INTERCEPTIONS				FUMBLES						
Date	Opp	GP	GS	Tot	Solo	Asst	QBH	TFL	Sk	Yds	Int	Yds	Lg	TD	PD	FF	FR	Yds	TD	
9/10	JAX																			
9/14	at CIN																			
9/24	at NE																			
10/1	TEN																			
10/8	KC																			
10/15	CLE																			
10/29	at SEA	-	-	-	-	-	-	-	-	-	-	-	-	-	-	-	-	-	-	-
11/5	IND	-	-	-	-	-	-	-	-	-	-	-	-	-	-	-	-	-	-	-
11/12	at LAR	-	-	-	-	-	-	-	-	-	-	-	-	-	-	-	-	-	-	-
11/19	ARI	-	-	-	-	-	-	-	-	-	-	-	-	-	-	-	-	-	-	-
11/27	at BAL	-	-	-	-	-	-	-	-	-	-	-	-	-	-	-	-	-	-	-
12/3	at TEN	-	-	-	-	-	-	-	-	-	-	-	-	-	-	-	-	-	-	-
12/10	SF	-	-	-	-	-	-	-	-	-	-	-	-	-	-	-	-	-	-	-
12/17	at JAX	-	-	-	-	-	-	-	-	-	-	-	-	-	-	-	-	-	-	-
12/25	PIT	-	-	-	-	-	-	-	-	-	-	-	-	-	-	-	-	-	-	-
12/31	at IND	-	-	-	-	-	-	-	-	-	-	-	-	-	-	-	-	-	-	-
Totals		0	0	0	0	0	0	0	0.0	0.0	0	0	0	0	0	0	0	0	0	0

PRACTICE SQUAD



LATROY LEWIS

OUTSIDE LINEBACKER | 6-3 | 255 | TENNESSEE

Hometown: Akron, Ohio | Rookie | Age: 23
 Acquired: FA -'17 | 2017 GP/GS: 0/0 | Career GP/GS (Playoffs): 0/0 (0/0)
 Teams: Oakland 2017; Houston 2017

54

TRANSACTIONS:

Signed by the Oakland Raiders as a college free agent on May 8, 2017...Waived by the Raiders on Sept. 2, 2017...Signed to the Houston Texans practice squad on Sept. 4, 2017.

CAREER AT TENNESSEE:

- Played four seasons (2013-16) at the University of Tennessee in Knoxville, Tenn.
- Played in 44 career games with 10 starts and notched 77 total tackles, 12.0 tackles for loss, 4.5 sacks and one forced fumble

2016 (Tennessee):

- Played in 12 games and recorded career-bests with 36 tackles, four tackles for loss, 2.5 sacks and one fumble recovery

2015 (Tennessee):

- Appeared in 13 games and registered 29 tackles, two tackles for loss, one pass defended, one forced fumble and one sack

2014 (Tennessee):

- Participated in 13 games and had eight tackles, a career-best five tackles for loss, one pass defended, one forced fumble and once sack

2013 (Tennessee):

- Played in six games as a freshman and produced four tackles and one tackle for loss


PERSONAL:

- Attended Archbishop Hoban High School in Akron, Ohio
- Son of La Tonya Lewis-Bector
- Majored in kinesiology
- Recipient of the Aggregates USA, LLC Athletic Scholarship Fund
- Recipient of General Bob Neyland Endowment
- Recipient of Ragland Family Business Administration Athletic Endowment

2017 STATISTICS

REGULAR SEASON				TACKLES					SACKS		INTERCEPTIONS					FUMBLES				
Date	Opp	GP	GS	Tot	Solo	Asst	QBH	TFL	Sk	Yds	Int	Yds	Lg	TD	PD	FF	FR	Yds	TD	
9/10	JAX																			
9/14	at CIN																			
9/24	at NE																			
10/1	TEN																			
10/8	KC																			
10/15	CLE																			
10/29	at SEA	-	-	-	-	-	-	-	-	-	-	-	-	-	-	-	-	-	-	-
11/5	IND	-	-	-	-	-	-	-	-	-	-	-	-	-	-	-	-	-	-	-
11/12	at LAR	-	-	-	-	-	-	-	-	-	-	-	-	-	-	-	-	-	-	-
11/19	ARI	-	-	-	-	-	-	-	-	-	-	-	-	-	-	-	-	-	-	-
11/27	at BAL	-	-	-	-	-	-	-	-	-	-	-	-	-	-	-	-	-	-	-
12/3	at TEN	-	-	-	-	-	-	-	-	-	-	-	-	-	-	-	-	-	-	-
12/10	SF	-	-	-	-	-	-	-	-	-	-	-	-	-	-	-	-	-	-	-
12/17	at JAX	-	-	-	-	-	-	-	-	-	-	-	-	-	-	-	-	-	-	-
12/25	PIT	-	-	-	-	-	-	-	-	-	-	-	-	-	-	-	-	-	-	-
12/31	at IND	-	-	-	-	-	-	-	-	-	-	-	-	-	-	-	-	-	-	-
Totals		0	0	0	0	0	0	0	0.0	0.0	0	0	0	0	0	0	0	0	0	0

PRACTICE SQUAD



GIMEL PRESIDENT

(juh-MEEL)

OUTSIDE LINEBACKER | 6-4 | 275 | ILLINOIS

Hometown: Mt. Pleasant, S.C. | Rookie | Age: 24
 Acquired: CFA-17 | 2017 GP/GS: 0/0 | Career GP/GS (Playoffs): 0/0 (0/0)
 Teams: Houston 2017

53

TRANSACTIONS:

Signed by the Houston Texans as a college free agent on May 12, 2017...Waived by the Texans on Sept. 2, 2017...Signed to the Texans practice squad on Sept. 3, 2017.

CAREER AT ILLINOIS AND AUBURN:

- Played one season (2016) at the the University of Illinois in Champaign, Ill. after transferring from Auburn (Ala.) University, where he played the 2013-15 campaigns
- Redshirted the 2012 season at Auburn
- Was granted immediate eligibility at Illinois after graduating from Auburn
- Tallied 45 tackles, 7.0 tackles for loss and 3.0 sacks during his three seasons at Auburn

2016 (Illinois):

- Played in all 12 games with one start on the defensive line in his lone season at Illinois
- Tallied 40 tackles (19 solo) and 4.5 sacks on the season and finished third on the team with 12.5 tackles for loss

2015 (Auburn):

- Played in 10 games as a reserve defensive end
- Registered 12 tackles, 2.0 tackles for loss and 2.0 sacks for the Tigers

2014 (Auburn):

- Played in 12 games and made nine starts
- Set career marks with 30 tackles andn 5.0 tackles for loss and added 1.0 sack in 12 games (nine starts) in his redshirt sophomore season

2013 (Auburn):

- Played in three games for the SEC Champions and totaled three tackles and 1.0 tackle for loss

2012 (Auburn):

- Redshirted the season


PERSONAL:

- Attended Wando High School in Mount Pleasant, S.C.
- Selected to ESPN All-South Carolina Team prior to senior season
- Named to the 2012 Parade All-America team
- Participated in the 2011 Shrine Bowl of the Carolinas following his senior season
- Recorded 77 tackles, including 24 tackles for loss, 5.0 sacks, three forced fumbles, three fumble recoveries and 11 pass breakups as a senior
- As a junior, recorded 83 tackles (37 solo) and three tackles for loss
- Son of Zola and Delores Simmons
- Graduated from Auburn with a degree in fitness, conditioning and performance

2017 STATISTICS

REGULAR SEASON				TACKLES					SACKS		INTERCEPTIONS				FUMBLES					
Date	Opp	GP	GS	Tot	Solo	Asst	QBH	TFL	Sk	Yds	Int	Yds	Lg	TD	PD	FF	FR	Yds	TD	
9/10	JAX																			
9/14	at CIN																			
9/24	at NE																			
10/1	TEN																			
10/8	KC																			
10/15	CLE																			
10/29	at SEA	-	-	-	-	-	-	-	-	-	-	-	-	-	-	-	-	-	-	-
11/5	IND	-	-	-	-	-	-	-	-	-	-	-	-	-	-	-	-	-	-	-
11/12	at LAR	-	-	-	-	-	-	-	-	-	-	-	-	-	-	-	-	-	-	-
11/19	ARI	-	-	-	-	-	-	-	-	-	-	-	-	-	-	-	-	-	-	-
11/27	at BAL	-	-	-	-	-	-	-	-	-	-	-	-	-	-	-	-	-	-	-
12/3	at TEN	-	-	-	-	-	-	-	-	-	-	-	-	-	-	-	-	-	-	-
12/10	SF	-	-	-	-	-	-	-	-	-	-	-	-	-	-	-	-	-	-	-
12/17	at JAX	-	-	-	-	-	-	-	-	-	-	-	-	-	-	-	-	-	-	-
12/25	PIT	-	-	-	-	-	-	-	-	-	-	-	-	-	-	-	-	-	-	-
12/31	at IND	-	-	-	-	-	-	-	-	-	-	-	-	-	-	-	-	-	-	-
Totals		0	0	0	0	0	0	0	0.0	0.0	0	0	0	0	0	0	0	0	0	0

PRACTICE SQUAD



MyCOLE PRUITT

TIGHT END | 6-2 | 258 | SOUTHERN ILLINOIS

Hometown: Centennial, Colo. | 3rd NFL Season | 1st with Texans | Age: 25
 Acquired: FA-'17 | 2017 GP/GS: 0/0 | Career GP/GS (Playoffs): 20/3 (0/0)
 Teams: Minnesota 2015-16; Chicago 2016; Buffalo 2017; Houston 2017

85

TRANSACTIONS:

Selected with the seventh pick of the fifth round (143rd overall) in the 2015 NFL Draft...Waived by the Vikings on Nov. 8, 2016... Signed to the Vikings practice squad on Nov. 10, 2016... Signed to the Chicago Bears active roster on Dec. 13, 2016... Waived by the Bears on Sept. 2, 2017...Signed to the Buffalo Bills practice squad on Sept. 4, 2017...Waived from the Bills practice squad on Sept. 14, 2017...Signed to the Houston Texans practice squad on Sept. 16, 2017

2016 (Minnesota 2/0; Chicago 2/0):

- Caught one pass for a seven-yard gain as a member of the Vikings against the New York Giants (10/3)
- Recorded one reception for six yards in the season finale as a member of the Chicago Bears at the Vikings (1/1)

2015 (Minnesota 16/3):

- Played in all 16 games as a rookie and logged three starts
- Tied a career-high two receptions for a career-high 36 receiving yards at Arizona (12/10)
- Finished his first season with 10 receptions for 189 yards

COLLEGE:

- Played four seasons (2011-14) at Southern Illinois University in Carbondale, Ill.
- Finished his career as the Missouri Valley Football Conference's all-time leader in career receptions (211), receiving yards (2,601) and receiving touchdowns (25) among tight ends
- Named a consensus First-Team All-American following the 2013 and 2014 seasons
- Twice named the CFPA's FCS Tight End of the Year (2013, 2014)
- Holds the Southern Illinois career record for receptions with 221
- Holds the Southern Illinois single-season record for receptions with 81

PERSONAL:

- Attended Kirkwood High School in Kirkwood, Mo.
- Named all-conference three times as a defensive end and as a tight end as a senior
- Played volleyball, track and field and basketball in high school, leading his basketball team to a 2008-09 district title


2017 STATISTICS

REGULAR SEASON				RECEIVING					RUSHING				
Date	Opp	GP	GS	Rec	Yds	Avg	Lg	TD	Att	Yds	Avg	Lg	TD
Week 1					NOT ON ROSTER								
Week 2					NOT ON ROSTER								
9/24	at NE				PRACTICE SQUAD								
10/1	TEN				PRACTICE SQUAD								
10/8	KC				PRACTICE SQUAD								
10/15	CLE				PRACTICE SQUAD								
10/29	at SEA	-	-	-	-	-	-	-	-	-	-	-	-
11/5	IND	-	-	-	-	-	-	-	-	-	-	-	-
11/12	at LAR	-	-	-	-	-	-	-	-	-	-	-	-
11/19	ARI	-	-	-	-	-	-	-	-	-	-	-	-
11/27	BAL	-	-	-	-	-	-	-	-	-	-	-	-
12/3	at TEN	-	-	-	-	-	-	-	-	-	-	-	-
12/10	SF	-	-	-	-	-	-	-	-	-	-	-	-
12/17	at JAX	-	-	-	-	-	-	-	-	-	-	-	-
12/25	PIT	-	-	-	-	-	-	-	-	-	-	-	-
12/31	at IND	-	-	-	-	-	-	-	-	-	-	-	-
Totals		1	0	0	0	0.0	0	0	0	0	0.0	0	0

CAREER STATISTICS

REGULAR SEASON				RECEIVING					RUSHING				
Year	Team	GP	GS	Rec	Yds	Avg	Lg	TD	Att	Yds	Avg	Lg	TD
2015	MIN	16	3	10	89	8.9	32	0	0	0	0.0	0	0
2016	MIN/CHI	4	0	2	13	6.5	7	0	0	0	0.0	0	0
Totals		20	3	12	102	8.5	32	0	0	0	0.0	0	0

PRACTICE SQUAD



DAVID QUESSENBERRY

GUARD | 6-5 | 310 | SAN JOSE STATE

Hometown: Encinitas, Calif. | 1st NFL Season | 1st with Texans | Age: 26

Acquired: D6a-'13 | 2017 GP/GS: 0/0 | Career GP/GS (Playoffs): 0/0 (0/0)

Teams: Houston 2013-17

77

TRANSACTIONS:

Selected by the Houston Texans with the eighth pick in the sixth round (176th overall) of the 2013 NFL Draft...Waived by the Texans on Sept. 2, 2017...Signed to the Texans practice squad on Sept. 3, 2017.

2017 (Houston 0/0):

- Named the winner of the Professional Football Writers of America's (PFWA) 2017 George Halas Award, which is given to a player, coach or staff member in the NFL who overcomes adversity to succeed
- Following a three-year battle with non-Hodgkin's lymphoma, returned to the practice field for the first time on May 22

2016 (Houston 0/0, 0/0):

- Placed on the Reserve/Non-Football Illness List on May 31

2015 (Houston 0/0, 0/0):

- Placed on the Reserve/Non-Football Illness List on Sept. 1

2014 (Houston 0/0):

- Placed on the Reserve/Non-Football Illness List on Aug. 25

2013 (Houston 0/0):

- Inactive at San Diego (9/9)
- Placed on the Reserve/Injured List on Sept. 10 after suffering a foot injury

COLLEGE:

- Played four seasons (2009-12) at San Jose (Calif.) State University after redshirting the 2008 campaign
- Played in 49 games, starting the final 37 contests he appeared in at left tackle
- In 2013, he became the first San Jose State offensive lineman to play in the Senior Bowl, earning that invitation after he recorded 242 knockdowns and 32 touchdown-resulting blocks, along with posting a pair of solo tackles
- Member of The NFL Draft Report's All-American third-team and also received Super Sleeper Team (most underrated players at each position) accolades as a senior
- The league's coaches named him an All-Western Athletic Conference first-team pick in 2012
- One of three finalists for the 2012 Burlsworth Trophy honoring the top Football Bowl Subdivision player that began his career as a non-scholarship player
- Started 12 games at left offensive tackle as a senior
- Went head-to-head vs. his younger brother, Paul Quessenberry, an outside linebacker for Navy, in the Spartans' 12-0 win against the Midshipmen, as David delivered nine knockdowns for a unit that gained 388 yards
- Started all 12 games at left offensive tackle, earning second-team All-WAC honors as a junior
- Took over left tackle duties as a sophomore, starting all 13 games, in addition to performing on special teams as a punt protector and lineman on kick-scoring tries
- Placed on scholarship prior to the beginning of his sophomore season, he produced six touchdown-resulting blocks for a struggling running corps that scored just seven times
- Walked on as a freshman and played in all 12 games as a reserve offensive tackle and extra tight end, seeing most of his action on special teams
- Redshirted as a true freshman after joining the team as a walk-on
- Graduated from San Jose State in December 2012 with a degree in history

PERSONAL:

- Was diagnosed with non-Hodgkin's lymphoma in June 2014
- Attended La Costa Canyon High School in Carlsbad, Calif., where he played for Head Coach Darren Brown
- Paul Quessenberry, David's younger brother, played defensive end and linebacker for Navy
- Youngest brother, Scott, was an offensive lineman at UCLA
- Father, David Sr., graduated from the Naval Academy in 1980 and played football for the Midshipmen
- His father spent 30 years in the service, the final 22 as a Navy Reserve, and retired as a captain in 2010
- Also lettered in lacrosse
- As a junior, the 6-3, 190-pound offensive lineman helped the Mavericks compile a 9-3 record
- The following season, he grew two inches and added 35 pounds to his frame, as the team

CAREER STATISTICS

REGULAR SEASON GAMES PLAYED/STARTED (PLAYOFFS):

2013 Houston: 0/0 (0/0)

2014 Houston: 0/0 (0/0)

2015 Houston: 0/0 (0/0)

2016 Houston: 0/0 (0/0)

2017 Houston: 0/0

TOTAL: 0/0 (0/0)

managed a 7-4 mark

PRACTICE SQUAD



CHAD SLADE

GUARD | 6-5 | 315 | AUBURN

Hometown: Moody, Ala. | 2nd NFL Season | 2nd with Texans | Age: 25
Acquired: CFA-'15 | 2017 GP/GS: 0/0 | Career GP/GS (Playoffs): 0/0 (0/0)
Teams: Houston 2015-17

62

TRANSACTIONS:

Signed by the Houston Texans as a college free agent on May 8, 2015...Waived by the Texans on Sept. 3, 2016...Signed to the Texans practice squad on Sept. 4, 2016...Signed by the Texans on Jan. 16, 2017...Waived by the Texans on Sept. 2, 2017...Signed to the Texans practice squad on Sept. 3, 2017.

2016 (Houston 0/0, 0/0):

- Spent the entire season on the Texans practice squad

2015 (Houston 0/0, 0/0):

- Placed on the Reserve/Injured List on Sept. 1 and missed the entire season

COLLEGE:

- Played four seasons (2011-14) at Auburn (Ala.) University after redshirting the Tigers' 2010 BCS National Championship campaign
- Four-year starter on the offensive line for the Tigers
- 49 career starts, second most among SEC offensive linemen, and fourth-most in Auburn history
- Started 14 games at both guard spots in 2014
- Preseason All-SEC second team (CFB Matrix); third team (SEC media, Athlon); fourth team (Phil Steele) in 2014
- Accepted invitation to NFLPA Collegiate Bowl
- Returning starter for all 13 games at right offensive guard for the SEC Champions in 2013
- Started 12 games at right guard and left tackle in 2012
- Played in 13 games with 10 starts in 2011
- Redshirted and did not see action for the National Champions in 2010

PERSONAL:

- High School Coach: Brandon Wiley
- No. 59-ranked offensive guard by ESPN.com/Scouts Inc.
- No. 62-rated offensive guard by Scout.com
- Ranked as the No. 34 player in Alabama by SuperPrep
- Named to the All-Southeast Region team by PrepStar
- No. 38 prospect in Alabama by the Tuscaloosa News
- Birthday is May 4
- Son of Joseph and Nikki Shorter
- Majored in Sociology
- Received bachelor's degree in August, 2014

CAREER STATISTICS

REGULAR SEASON GAMES PLAYED/STARTED (PLAYOFFS):

2015 Houston: 0/0 (0/0)

2016 Houston: 0/0 (0/0)

2017 Houston: 0/0

TOTAL: 0/0 (0/0)

PRACTICE SQUAD



DEE VIRGIN

CORNERBACK | 5-10 | 205 | WEST ALABAMA

Hometown: Donalsonville, Ga. | Rookie | Age: 23
 Acquired: CFA-17 | 2017 GP/GS : 0/0 | Career GP/GS (Playoffs): 0/0 (0/0)
 Teams: Houston 2017

32

TRANSACTIONS:

Signed by the Houston Texans as a college free agent on May 12, 2017...Waived by the Texans on Sept. 6...Signed to the Texans practice squad on Sept. 8.

CAREER AT WEST ALABAMA AND CHATTANOOGA:

- Played one season (2016) at the University of West Alabama in Livingston, Ala. after transferring from the University of Tennessee at Chattanooga (Tenn.), where he played the 2013-15 campaigns
- Redshirted the 2012 season at Chattanooga
- In three seasons at Chattanooga, played in 39 games (36 starts) and registered 133 total tackles (107 solo), 23 pass breakups, 8.0 tackles for loss and four interceptions
- Recorded 43 tackles, intercepted three passes, broke up seven and had 5.5 tackles for loss in his lone season at West Alabama in 2016

2017 STATISTICS

REGULAR SEASON				TACKLES					SACKS		INTERCEPTIONS				FUMBLES					
Date	Opp	GP	GS	Tot	Solo	Asst	QBH	TFL	Sk	Yds	Int	Yds	Lg	TD	PD	FF	FR	Yds	TD	
9/10	JAX																			
9/14	at CIN																			
9/24	at NE																			
10/1	TEN																			
10/8	KC																			
10/15	CLE																			
10/29	at SEA	-	-	-	-	-	-	-	-	-	-	-	-	-	-	-	-	-	-	-
11/5	IND	-	-	-	-	-	-	-	-	-	-	-	-	-	-	-	-	-	-	-
11/12	at LAR	-	-	-	-	-	-	-	-	-	-	-	-	-	-	-	-	-	-	-
11/19	ARI	-	-	-	-	-	-	-	-	-	-	-	-	-	-	-	-	-	-	-
11/27	at BAL	-	-	-	-	-	-	-	-	-	-	-	-	-	-	-	-	-	-	-
12/3	at TEN	-	-	-	-	-	-	-	-	-	-	-	-	-	-	-	-	-	-	-
12/10	SF	-	-	-	-	-	-	-	-	-	-	-	-	-	-	-	-	-	-	-
12/17	at JAX	-	-	-	-	-	-	-	-	-	-	-	-	-	-	-	-	-	-	-
12/25	PIT	-	-	-	-	-	-	-	-	-	-	-	-	-	-	-	-	-	-	-
12/31	at IND	-	-	-	-	-	-	-	-	-	-	-	-	-	-	-	-	-	-	-
Totals		0	0	0	0	0	0	0	0.0	0.0	0	0	0	0	0	0	0	0	0	0

2016 (West Alabama):

- Tallied 43 tackles, three interceptions, seven pass breakups and had 5.5 tackles for loss as a senior
- Tabbed by GSC coaches as an All-Gulf South Conference performer

2015 (Chattanooga):

- A second-team All-SoCon performer
- Played in 13 games and made 40 total tackles (34 solo), 4.5 tackles for loss, a forced fumble and a fumble recovery
- Also served as the primary kickoff returner for the Mocs and logged 312 return yards on 15 attempts (20.8 avg.)
- Named a preseason third team All-American according to College Sports Madness

2014 (Chattanooga):

- First Team All-SoCon by the league coaches and second team according to the media
- Finished third in the SoCon with 12 passes defensed
- Also recorded a career-high 55 total tackles, 2.5 tackles for loss and a pair of interceptions

2013 (Chattanooga):

- Saw action in nine games and made 12 starts
- Made 38 tackles, including 1.0 for a loss, and grabbed the first two interceptions of his career
- Tallied a team-high nine passes defensed, which was good for fifth in the SoCon and tops among SoCon freshmen

2012 (Chattanooga):

- Redshirted the season

PERSONAL:

- All-state defensive back from Seminole County High School in Donalsonville, Ga.
- Played for head coach Alan Ingram
- GSWA 1A Second Team All-State pick after totaling 49 tackles and five interceptions
- Also had 377 yards rushing and nine touchdowns to go with 359 yards receiving and five receiving scores
- Nabbed a school-record 104-yard INT return for a touchdown
- Played in the Georgia North-South and the Georgia-Florida Border Wars All-Star games
- All-region in baseball and basketball
- Full name is Javaris Drequis Virgin
- Son of Andrew and Katrina Virgin
- Has an older brother, Dreak, and three younger siblings, Oshay, Dre and Kas

RESERVE / INJURED



TYLER ERVIN

RUNNING BACK | 5-10 | 180 | SAN JOSE STATE

Hometown: San Bernardino, Calif. | 2nd NFL Season | 2nd with Texans | Age: 23

Acquired: D4-'16 | 2017 GP/GS: 4/0 | Career GP/GS (Playoffs): 16/0 (2/0)

Teams: Houston 2016-17

34

TRANSACTIONS:

Selected by the Houston Texans with the 21st pick in the fourth round (119th overall) of the 2016 NFL Draft.

2017 (Houston 4/0):

- Recorded career-highs with three rushing attempts, eight rushing yards, four receptions, 18 receiving yards and 26 yards of offense vs. Jacksonville (9/10)

2016 (Houston 12/0, 2/0):

- Finished eighth in the NFL and third in the AFC in punt return average (9.7) among qualified players
 - Made his NFL debut as the primary punt and kick returner in the season opener vs. Chicago (9/11)
 - Returned three kickoffs for 73 yards, averaging 24.3 yards per return and returned three punts for 29 yards vs. Chicago (9/11)
 - Racked up 110 total all-purpose yards on offense (eight yards) and special teams (102 yards) vs. Chicago (9/11)
 - Played exclusively as the punt and kick returner in Weeks 2 and 3
 - Returned one kickoff for 28 yards and two punts for 17 yards, including a 16-yard return, vs. Tennessee (10/2) in Week 4
 - Finished with two kickoff returns for 53 yards, including a Texans season-long 33-yard return, and two punt returns for 33 yards at Minnesota (10/9) in Week 5
 - Notched two punt returns for 23 yards, including a 17-yard return in overtime that sparked the Texans' game-winning drive, vs. Indianapolis (10/16) in Week 6
 - Matched a season high with four punt returns for 32 yards (8.0 avg.), including a 15-yard long, vs. Detroit (10/30)
 - Logged a career-long 57-yard punt return to the Jaguars' 7-yard line in the third quarter, which led to a touchdown on the following play, at Jacksonville (11/13) in Week 10
 - Inactive for Weeks 12-14 with an injury
 - Active but did not play in Week 15 vs. Jacksonville (12/18)
 - Returned four punts for 32 yards (8.0 avg.) vs. Cincinnati (12/24) in Week 16
 - Logged one kick return for 14 yards and four punt returns for 37 yards, including a Texans postseason-long 16-yard return, vs. Oakland (1/7/17) in the AFC Wild Card round
- COLLEGE:**
- Played four seasons (2011-12; 14-15) at San Jose (Calif.) State University
 - Redshirted the 2013 campaign
 - Received Athlon Sports Second-Team All-America, SI.com honorable mention All-America and two all-conference honors during his career
 - Played running back, slot receiver, return specialist, cornerback and special teams defender for the Spartans
 - Scored touchdowns rushing, receiving, on kickoff returns and on punt returns during his college career
 - 47 games played and 24 starts
 - San Jose State career record holder for all-purpose yardage (6,146), kickoff return yardage (2,374), kickoffs returned (101), kickoff returns for a touchdown (3) and combined punt and kickoffs returned for touchdowns (5), most touchdowns of 80 yards or more (6) and most touchdowns of 70 yards or more (8)
 - Shares the school single-season record for kickoff returns for a touchdown (2)
 - Second on the school's list for career rushing yardage (2,803)
 - Honored in 2012 and 2015 on National Student-Athlete Day by the National Consortium for Academics & Sports

2017 OFFENSIVE STATISTICS

REGULAR SEASON				RUSHING					RECEIVING				
Date	Opp	GP	GS	Att	Yds	Avg	Lg	TD	Rec	Yds	Avg	Lg	TD
9/10	JAX	1	0	3	8	2.7	6	0	4	18	4.5	6	0
9/14	at CIN	1	0	0	0	0.0	0	0	3	16	5.3	7	-
9/24	at NE	1	0	1	4	4.0	4	0	1	4	4.0	4	0
10/1	TEN	1	0	0	0	0.0	0	0	0	0	0.0	0	0
10/8	KC												
10/15	CLE												
10/29	at SEA	-	-	-	-	-	-	-	-	-	-	-	-
11/5	IND	-	-	-	-	-	-	-	-	-	-	-	-
11/12	at LAR	-	-	-	-	-	-	-	-	-	-	-	-
11/19	ARI	-	-	-	-	-	-	-	-	-	-	-	-
11/27	at BAL	-	-	-	-	-	-	-	-	-	-	-	-
12/3	at TEN	-	-	-	-	-	-	-	-	-	-	-	-
12/10	SF	-	-	-	-	-	-	-	-	-	-	-	-
12/17	at JAX	-	-	-	-	-	-	-	-	-	-	-	-
12/25	PIT	-	-	-	-	-	-	-	-	-	-	-	-
12/31	at IND	-	-	-	-	-	-	-	-	-	-	-	-
Totals		4	0	4	12	3.0	6	0	8	38	4.8	7	0

CAREER OFFENSIVE STATISTICS

REGULAR SEASON				RUSHING					RECEIVING				
Year	Team	GP	GS	Att	Yds	Avg	Lg	TD	Rec	Yds	Avg	Lg	TD
2016	HOU	12	0	1	3	3.0	3	0	3	18	6.0	9	0
2017	HOU	4	0	4	12	3.0	6	0	8	38	4.8	6	0
Totals		16	0	5	15	3.0	6	0	11	56	5.1	9	0

POSTSEASON				RUSHING					RECEIVING				
Year	Team	GP	GS	Att	Yds	Avg	Lg	TD	Rec	Yds	Avg	Lg	TD
2016	HOU	2	0	0	0	0.0	0	0	0	0	0.0	0	0
Totals		2	0	0	0	0.0	0	0	0	0	0.0	0	0

2017 RETURN STATISTICS

REGULAR SEASON				KICKOFFS					PUNTS				
Date	Opp	GP	KR	Yds	Avg	Lg	TD	PR	Yds	Avg	Lg	TD	FC
9/10	JAX	1	1	24	24.0	24	0	1	21	21.0	21	0	1
9/14	at CIN	1	1	17	17.0	17	0	3	15	5.0	7	0	2
9/24	at NE	1	3	52	17.3	22	0	3	20	6.7	9	0	1
10/1	TEN	1	0	0	0.0	0	0	1	4	4.0	4	0	0
10/8	KC	1											
10/15	CLE												
10/29	at SEA	-	-	-	-	-	-	-	-	-	-	-	-
11/5	IND	-	-	-	-	-	-	-	-	-	-	-	-
11/12	at LAR	-	-	-	-	-	-	-	-	-	-	-	-
11/19	ARI	-	-	-	-	-	-	-	-	-	-	-	-
11/27	at BAL	-	-	-	-	-	-	-	-	-	-	-	-
12/3	at TEN	-	-	-	-	-	-	-	-	-	-	-	-
12/10	SF	-	-	-	-	-	-	-	-	-	-	-	-
12/17	at JAX	-	-	-	-	-	-	-	-	-	-	-	-
12/25	PIT	-	-	-	-	-	-	-	-	-	-	-	-
12/31	at IND	-	-	-	-	-	-	-	-	-	-	-	-
Totals		4	5	93	18.6	24	0	8	60	7.5	21	0	4

PERSONAL:

- A two-time, first-team, all-purpose, All-C.I.F. back from Colton (Calif.) High School
- An All-C.I.F. defensive back after compiling 24 pass breakups and two interceptions in 2009
- A 2010 All-C.I.F. running back who rushed for 2,848 yards, averaged 7.3 yards carry and scored 26 touchdowns in two seasons
- Return specialist who averaged 11.5 yards per punt return and 25.6 yards per kickoff return
- Majored in communication studies
- Studied to earn his California real estate license in February 2016
- A native of San Bernardino, Calif.

TYLER ERVIN

CAREER RETURN STATISTICS

REGULAR SEASON			KICKOFFS						PUNTS				
Year	Team	GP	KR	Yds	Avg	Lg	TD	PR	Yds	Avg	Lg	TD	FC
2016	HOU	12	14	263	18.8	33	0	27	261	9.7	57	0	23
2017	HOU	4	5	93	18.6	24	0	8	60	7.5	21	0	4
Totals		16	19	356	18.7	33	0	35	321	9.2	57	0	27
POSTSEASON			KICKOFFS						PUNTS				
Year	Team	GP	KR	Yds	Avg	Lg	TD	PR	Yds	Avg	Lg	TD	FC
2016	HOU	2	1	14	14.0	14	0	4	23	5.8	16	0	1
Totals		2	1	14	14.0	14	0	4	23	5.8	16	0	1

RESERVE / INJURED



C.J. FIEDOROWICZ

(feh-DOR-uh-wits)

TIGHT END | 6-5 | 265 | IOWA

Hometown: Johnsburg, Ill. | 4th NFL Season | 4th with Texans | Age: 25
 Acquired: D3a-'14 | 2017 GP/GS: 1/1 | Career GP/GS (Playoffs): 47/38 (3/2)
 Teams: Houston 2014-17

87

TRANSACTIONS:

Selected by the Houston Texans with the first pick in the third round (65th overall) of the 2014 NFL Draft.

2017 (Houston 1/1):

- Started in the season opener and notched four receptions for 46 yards vs. Jacksonville (9/10)
- Placed on the reserve/injured list on Sept. 12

2016 (Houston 15/15, 2/2):

- The only tight end in the NFL with at least three receptions in every game from Week 4-14
- Part of a Texans TE corps that improved by NFL bests of 102 targets, 74 receptions and 4.6 receptions per game over its 2015 totals and finished with second-best increases of 646 receiving yards and 40.4 receiving yards per game
- Tied for the team lead in receiving touchdowns with four
- Set career highs in receptions (54), receiving yards (559), yards per reception (10.4) and touchdowns (4)
- Caught one pass for six yards in the season opener vs. Chicago (9/11)
- Made one catch for one yard vs. Kansas City (9/18)
- Set single-game career highs in receptions (four) and receiving yards (48), while tying his personal-best in touchdowns (one), vs. Tennessee (10/2) in Week 4
- Set a single-game career high in receiving yards (61) for a second consecutive week and matched his high of four receptions at Minnesota (10/9) in Week 5
- Recorded career highs with six receptions for a team-leading 85 yards and a scored his second touchdown of the year, which set a single-season career-high, vs. Indianapolis (10/16) in Week 6
- Tied for the team lead with five receptions for a total of 35 yards and set a single-season career high for receptions (21) at Denver (10/24) in Week 7
- Led the team with five receptions for 43 yards and a touchdown, giving him a career-high three on the season, vs. Detroit (10/30) in Week 8
- Registered three receptions for 26 yards at Jacksonville (11/13) in Week 10, giving him 50 catches and 500 yards for his career
- His team-best six receptions at Oakland (11/21) in Week 11 matched his single-game career high, while his 82 receiving yards were the second-most he'd ever recorded in a game
- Tied for second on the team with four receptions for 42 yards vs. San Diego (11/27) in Week 12
- Grabbed a team-high six receptions for 44 yards at Green Bay (12/4) in Week 13
- Inactive for Week 15 vs. Jacksonville (12/18) with an injury
- Tied for the team lead with four receptions for 42 receiving yards vs. Cincinnati (12/24) in Week 16
- Scored a touchdown on a 4-yard pass from QB Brock Osweiler in the third quarter, giving him a career-high four receiving touchdowns for the season and six for his career, at Tennessee (1/1/17) in Week 17
- Caught two passes for 35 yards vs. Oakland (1/7/17) in the AFC Wild Card round
- Logged three receptions and became the first tight end in Texans postseason history to score a receiving touchdown on a 10-yard pass from QB Brock Osweiler in the second quarter at New England (1/14/17) in the AFC Divisional round

2015 (Houston 16/14, 1/0):

- Played in all 16 games (14 starts) and registered 17 receptions for 167 yards and a touchdown
- Started and made one reception for 15 yards vs. Kansas City (9/13)
- Recorded one catch for 19 yards at Carolina (9/20)
- Scored his second career touchdown and first of the season on a 5-yard pass from QB Brian Hoyer in the fourth quarter at Atlanta (10/4). Posted single-game career highs of three receptions for 28 yards

2017 STATISTICS

REGULAR SEASON				RECEIVING						RUSHING					
Date	Opp	GP	GS	Rec	Yds	Avg	Lg	TD	Att	Yds	Avg	Lg	TD		
9/10	JAX	1	1	4	46	11.5	15	0	0	0	0	0	0		
9/14	at CIN														
9/24	at NE														
10/1	TEN														
10/8	KC														
10/15	CLE														
10/29	at SEA	-	-	-	-	-	-	-	-	-	-	-	-		
11/5	IND	-	-	-	-	-	-	-	-	-	-	-	-		
11/12	at LAR	-	-	-	-	-	-	-	-	-	-	-	-		
11/19	ARI	-	-	-	-	-	-	-	-	-	-	-	-		
11/27	BAL	-	-	-	-	-	-	-	-	-	-	-	-		
12/3	at TEN	-	-	-	-	-	-	-	-	-	-	-	-		
12/10	SF	-	-	-	-	-	-	-	-	-	-	-	-		
12/17	at JAX	-	-	-	-	-	-	-	-	-	-	-	-		
12/25	PIT	-	-	-	-	-	-	-	-	-	-	-	-		
12/31	at IND	-	-	-	-	-	-	-	-	-	-	-	-		
Totals		1	1	4	46	11.5	15	0	0	0	0	0	0		

CAREER STATISTICS

REGULAR SEASON				RECEIVING						RUSHING					
Year	Team	GP	GS	Rec	Yds	Avg	Lg	TD	Att	Yds	Avg	Lg	TD		
2014	HOU	15	8	4	28	7.0	9	1	0	0	0.0	0	0		
2015	HOU	16	14	17	167	9.8	25	1	0	0	0.0	0	0		
2016	HOU	15	15	54	559	10.4	26t	4	0	0	0.0	0	0		
2017	HOU	1	1	4	46	11.5	15	0	0	0	0.0	0	0		
Totals		47	38	79	800	10.1	26t	6	0	0	0.0	0	0		
POSTSEASON				RECEIVING						RUSHING					
Year	Team	GP	GS	Rec	Yds	Avg	Lg	TD	Att	Yds	Avg	Lg	TD		
2015	HOU	1	0	1	1	1.0	1	0	0	0	0.0	0	0		
2016	HOU	2	2	5	71	14.2	18	1	0	0	0.0	0	0		
Totals		3	2	6	72	12.0	18	1	0	0	0.0	0	0		

CAREER GAME HIGHS

Receptions: 6, 3x – last: at GB 12/4/16 | Receiving Yards: 85 vs. IND, 10/16/16
 Touchdowns: 1, 6x – last: at TEN, 1/1/17 | Receiving Long: 26t vs. IND, 10/16/16

- Recorded a career-long 25-yard reception in the second quarter at Cincinnati (11/16) and finished with two catches for 30 yards

2014 (Houston 15/8):

- Started eight games and played in 15. Had four catches for 28 yards and a touchdown.
- Made his NFL debut vs. Washington (9/7)
- Inactive in Week 2 at Oakland (9/14)
- Made his first career start at the N.Y. Giants (9/21) in Week 3
- Started at tight end vs. Buffalo (9/28) in Week 4 and at Dallas (10/5) in Week 5
- Made his first career reception for seven yards in the second quarter vs. Indianapolis (10/9)
- Made a 9-yard catch at Pittsburgh (10/20) in Week 7
- Played at Tennessee (10/26) in Week 8, vs. Philadelphia (11/2) in Week 9 and at Cleveland (11/16) in Week 11
- Started vs. Cincinnati (11/23) in Week 12, vs. Tennessee (11/30) in Week 13 and at Jacksonville (12/7) in Week 14
- Played at Indianapolis (12/14) in Week 15
- Caught his first career touchdown, a 5-yard pass from RB Arian Foster in the second quarter, vs. Baltimore (12/21) in Week 16
- Played vs. Jacksonville (12/28) in Week 17

COLLEGE:

- Played four seasons (2010-13) at the University of Iowa in Iowa City, Iowa
- Started 20 of the 51 games that he appeared in, catching 91 passes for 899 yards (9.9 average) and 10 touchdowns
- Closed out his career with at least one reception in his last 31 games, the second-longest streak for any active tight end in FBS

C.J. FIEDOROWICZ

- First-Team All-Big Ten (2013)
- Honorable-Mention All-Big Ten (2012)

PERSONAL:

- Attended Johnsbury (Ill.) High School, playing football for Head Coach Barry Creviston
- Finished his career with 183 receptions for 3,121 yards (17.1 average) and 42 touchdowns
- Earned USA Today All-American honors and was named to ESPN's Top 150
- As a sophomore, pulled in 64 passes for 1,043 yards (16.3 average) and 11 scores
- Competed as a tight end, wide receiver, running back, quarterback, linebacker, defensive end, free safety and long snapper and also returned punts and kickoffs
- Team captain who collected 809 yards on 49 receptions and 11 touchdowns as a junior
- Closed out his career with 44 receptions for 921 yards and 15 touchdowns as a senior
- First-team all-state honors from the Chicago Sun Times, Chicago Tribune and Champaign News Gazette
- First-team Class 4-A all-state pick as a junior and sophomore and League Player of the Year as a senior
- Participated in the Army All-American Bowl
- Lettered four times in basketball
- Set the school hoops career-record for scoring (1,400 points in four seasons)
- Received two letters in baseball and two more as a member of the track team
- Majored in leisure studies
- Father was a powerlifter who got C.J. interested in weight training in the eighth grade
- Sister, Paige, also attended Johnsbury High School, where she was a three-sport standout athlete excelling in volleyball, basketball and track. She left Johnsbury as its all-time career scoring leader among both the boys and girls team and later starred for the women's basketball team at Marquette (2008-11)

RESERVE / INJURED



MATTHEW GODIN

(GO-din)

DEFENSIVE END | 6-6 | 295 | MICHIGAN

Hometown: Novi, Mich. | Rookie | Age: 23
 Acquired: CFA-17 | 2017 GP/GS : 0/0 | Career GP/GS (Playoffs): 0/0 (0/0)
 Teams: Houston 2017

69

TRANSACTIONS:

Signed by the Houston Texans as a college free agent on May 12, 2017.

CAREER AT MICHIGAN:

- Played four seasons (2013-16) at the University of Michigan in Ann Arbor, Mich. after redshirting the 2012 campaign
- Graduated from the College of Literature, Science and the Arts, with a degree in general studies
- Four-year letterman who appeared in 41 career games along the defensive line, making 16 starts
- Tallied 54 tackles, 4.5 tackles for loss and three sacks during his career

2016 (Michigan):

- All-Big Ten honorable mention (coaches)
- Played in all 13 games and made 12 starts at defensive tackle
- Logged a career-high 26 total tackles and two tackles for loss, and matched a career high with one sack

2015 (Michigan):

- Appeared in 11 games and made four starts at defensive line
- Recorded 17 total tackles (five solo) and a half-sack
- Made his first career start at Utah (9/3) and tallied a career-best three tackles

2014 (Michigan):

- Appeared in eight games and tallied nine tackles, 1.5 tackles for loss, 1.0 sack and his first career interception

2013 (Michigan):

- Earned first varsity letter after appearing in seven games as a reserve defensive lineman
- Also contributed on special teams

2012 (Michigan):

- Redshirted the season

PERSONAL:

- Attended Detroit Catholic Central High School in Novi, Mich.
- Helped lead team to a 12-2 record and the Michigan Division I state title game as a senior
- Recorded 70 tackles, including 18 stops for loss and nine sacks as a senior
- Associated Press Michigan all-state first team as a senior
- Named to the 2011 Detroit Free Press Dream Team and the Detroit News Blue Chip List as a senior
- A three-year letterman in track and field
- Father, Kevin, brother, Jonathan and sister, Jackie, all attended Michigan

2017 STATISTICS

REGULAR SEASON				TACKLES					SACKS		INTERCEPTIONS				FUMBLES					
Date	Opp	GP	GS	Tot	Solo	Asst	QBH	TFL	Sk	Yds	Int	Yds	Lg	TD	PD	FF	FR	Yds	TD	
9/10	JAX																			
9/14	at CIN																			
9/24	at NE																			
10/1	TEN																			
10/8	KC																			
10/15	CLE																			
10/29	at SEA	-	-	-	-	-	-	-	-	-	-	-	-	-	-	-	-	-	-	-
11/5	IND	-	-	-	-	-	-	-	-	-	-	-	-	-	-	-	-	-	-	-
11/12	at LAR	-	-	-	-	-	-	-	-	-	-	-	-	-	-	-	-	-	-	-
11/19	ARI	-	-	-	-	-	-	-	-	-	-	-	-	-	-	-	-	-	-	-
11/27	at BAL	-	-	-	-	-	-	-	-	-	-	-	-	-	-	-	-	-	-	-
12/3	at TEN	-	-	-	-	-	-	-	-	-	-	-	-	-	-	-	-	-	-	-
12/10	SF	-	-	-	-	-	-	-	-	-	-	-	-	-	-	-	-	-	-	-
12/17	at JAX	-	-	-	-	-	-	-	-	-	-	-	-	-	-	-	-	-	-	-
12/25	PIT	-	-	-	-	-	-	-	-	-	-	-	-	-	-	-	-	-	-	-
12/31	at IND	-	-	-	-	-	-	-	-	-	-	-	-	-	-	-	-	-	-	-
Totals		0	0	0	0	0	0	0	0.0	0.0	0	0	0	0	0	0	0	0	0	0

RESERVE / INJURED



DEANTÉ GRAY

WIDE RECEIVER | 5-10 | 185 | TEXAS CHRISTIAN

Hometown: Houston, Texas | Rookie | Age: 23
 Acquired: CFA-17 | 2017 GP/GS : 0/0 | Career GP/GS (Playoffs): 0/0 (0/0)
 Teams: Houston 2017

TRANSACTIONS:

Signed by the Houston Texans as a college free agent on May 12, 2017.

CAREER AT TEXAS CHRISTIAN:

- Played four seasons (2012-14, 2016) at Texas Christian University in Fort Worth, Texas
- Redshirted the 2015 season due to injury
- Played in 48 career games with the Horned Frogs and caught 54 passes for 857 yards and eight touchdowns
- Also logged 576 kick return yards on 27 career returns and 147 punt return yards and one touchdown on eight returns

2016 (Texas Christian):

- Played in 12 games and made four starts (three at receiver, one at cornerback)
- Named a second-team Academic All-Big 12 selection
- Caught 10 passes for 119 yards and rushing five times for 37 yards
- Also returned 19 kicks for 427 yards, with a long of 57 coming at Texas (11/25)

2015 (Texas Christian):

- Redshirted the season due to injury

2014 (Texas Christian):

- Ranked second on TCU in touchdown catches (8), third in receiving yards (582) and fourth in receptions (36)
- Had at least one reception in all 11 contests he appeared in
- Notched a touchdown catch in six different games
- Added eight carries for 88 yards on the season and returned six kickoffs for 105 yards

2013 (Texas Christian):

- Contributed at both wide receiver and cornerback
- Seven of his eight receptions on the season came in the opening three games
- Placed second on the team with his 19.5 yards per reception
- Nine of his 10 tackles on the season came in the final six contests

2012 (Texas Christian):

- Saw action in all 13 games on special teams and provided depth in the secondary
- Named to ESPN.com's Big 12 All-Freshman Team
- His 157 punt return yards, on just seven attempts, were second on TCU to only Skye Dawson (160)
- Averaged 22.4 yards per return and had TCU's lone punt return touchdown
- Burst onto the scene in his debut with a 70-yard touchdown on his first collegiate touch in the season opener against Grambling State

PERSONAL:

- Attended Westside High School in Houston
- Ranked as the No. 98 wide receiver in the country and No. 13 in Texas coming out of high school
- Totaled 24 receptions for 354 yards and two touchdowns as a senior
- Averaged 16.6 yards on 15 rushing attempts
- Tallied 38 catches for 400 yards and five scores his junior year
- Recorded 46 receptions for 509 yards and four touchdowns as a sophomore
- Also lettered in track and field

2017 STATISTICS

REGULAR SEASON				RECEIVING				RUSHING					
Date	Opp	GP	GS	Rec	Yds	Avg	Lg	TD	Att	Yds	Avg	Lg	TD
9/10	JAX												
9/14	at CIN												
9/24	at NE												
10/1	TEN												
10/8	KC												
10/15	CLE												
10/29	at SEA	-	-	-	-	-	-	-	-	-	-	-	-
11/5	IND	-	-	-	-	-	-	-	-	-	-	-	-
11/12	at LAR	-	-	-	-	-	-	-	-	-	-	-	-
11/19	ARI	-	-	-	-	-	-	-	-	-	-	-	-
11/27	BAL	-	-	-	-	-	-	-	-	-	-	-	-
12/3	at TEN	-	-	-	-	-	-	-	-	-	-	-	-
12/10	SF	-	-	-	-	-	-	-	-	-	-	-	-
12/17	at JAX	-	-	-	-	-	-	-	-	-	-	-	-
12/25	PIT	-	-	-	-	-	-	-	-	-	-	-	-
12/31	at IND	-	-	-	-	-	-	-	-	-	-	-	-
Totals		0	0	0	0	0.0	0	0	0	0	0.0	0	0

RESERVE / INJURED



WHITNEY MERCILUS

(MER-sih-lus)

OUTSIDE LINEBACKER | 6-4 | 260 | ILLINOIS

Hometown: Akron, Ohio | 6th NFL Season | 6th with Texans | Age: 26
 Acquired: D1-'12 | 2017 GP/GS: 5/5 | Career GP/GS (Playoffs): 83/63 (5/3)
 Teams: Houston 2012-17

59

TRANSACTIONS:

Selected by the Houston Texans in the first round (26th overall) of the 2012 NFL Draft... Re-signed with the Texans on May 5, 2015.

HONORS:

- Associated Press Second-Team All-Pro (2016)
- AFC Defensive Player of the Month (December 2015)
- AFC Defensive Player of the Week (Week 1, 2016)

CAREER:

- Owns the third-most sacks in the NFL over the last 25 regular season games with 19.5, trailing only Raiders DE Khalil Mack and Broncos OLB Von Miller
- Ranks third in franchise history with 37.5 sacks
- The franchise postseason sack leader with 6.0
- Became the first player in franchise history and the fifth player in the NFL since 1982 to post two games with 3.5-or-more sacks in a season in 2015
- Tied DE Mario Williams (12.0 in 2008) for the fifth-most sacks in a season in franchise history in 2015
- Has 10 career games with 2.0-or-more sacks
- Tied the franchise rookie record for sacks with 6.0 in 2012
- Has appeared in four career playoff games, totaling 16 tackles (10 solo), 5.0 sacks and one special teams tackle
- Joined Kevin Greene, Terrell Suggs and Von Miller as the only players since 1982 with 5.0 sacks over two playoff games
- Became the first player in franchise history to record multiple sacks in two straight postseason contests, dating back to last season's AFC Wild Card matchup against Kansas City (1/9/16)
- Tied with OLB Brooks Reed and DE J.J. Watt (5.0) for the most career sacks in Texans postseason history and is one tackle for loss shy of Watt's franchise-record seven
- Recorded the most sacks (3.0) in a postseason game in Texans history, while tying for the fourth-most by any NFL player in a playoff contest, vs. Kansas City (1/9/16)

2017 (Houston 5/5):

- Recorded five tackles and one tackle-for-loss in the season opener vs. Jacksonville (9/10)
- Finished with six tackles, his first sack of the season and forced one fumble that was returned for a touchdown at New England (9/24)

2016 (Houston 15/15, 2/2):

- Tied for the league lead with four fumble recoveries and led the team with 7.5 sacks
- Tied for 14th in the NFL with 13 tackles for loss
- Totaled four tackles (two solo), 2.0 sacks and one forced fumble in the season opener vs. Chicago (9/11)
- His strip-sack of Bears QB Jay Cutler gave him him 2.0 sacks for the game and his third straight multiple-sack game (including postseason) dating back to Week 17 of the 2015 season, vs. Chicago (9/11)
- Finished with three tackles (one solo), a quarterback hit and notched a fumble recovery after a strip-sack by OLB John Simon on Chiefs QB Alex Smith vs. Kansas City (9/18)

2017 STATISTICS

REGULAR SEASON				TACKLES					SACKS		INTERCEPTIONS					FUMBLES				
Date	Opp	GP	GS	Tot	Solo	Asst	QBH	TFL	Sk	Yds	Int	Yds	Lg	TD	PD	FF	FR	Yds	TD	
9/10	JAX	1	1	4	3	1	0	1	0.0	0.0	0	0	0	0	0	0	0	0	0	0
9/14	at CIN	1	1	0	0	0	0	0	0.0	0.0	0	0	0	0	0	0	0	0	0	0
9/24	at NE	1	1	5	5	0	1	0	1.0	6.0	0	0	0	0	0	1	0	0	0	0
10/1	TEN	1	1	1	1	0	0	0	0.0	0.0	0.0	0	0	0	0	0	0	0	0	0
10/8	KC	1	1	0	0	0	0	0	0.0	0.0	0	0	0	0	0	0	0	0	0	0
10/15	CLE	INJURED RESERVE																		
10/29	at SEA	-	-	-	-	-	-	-	-	-	-	-	-	-	-	-	-	-	-	-
11/5	IND	-	-	-	-	-	-	-	-	-	-	-	-	-	-	-	-	-	-	-
11/12	at LAR	-	-	-	-	-	-	-	-	-	-	-	-	-	-	-	-	-	-	-
11/19	ARI	-	-	-	-	-	-	-	-	-	-	-	-	-	-	-	-	-	-	-
11/27	at BAL	-	-	-	-	-	-	-	-	-	-	-	-	-	-	-	-	-	-	-
12/3	at TEN	-	-	-	-	-	-	-	-	-	-	-	-	-	-	-	-	-	-	-
12/10	SF	-	-	-	-	-	-	-	-	-	-	-	-	-	-	-	-	-	-	-
12/17	at JAX	-	-	-	-	-	-	-	-	-	-	-	-	-	-	-	-	-	-	-
12/25	PIT	-	-	-	-	-	-	-	-	-	-	-	-	-	-	-	-	-	-	-
12/31	at IND	-	-	-	-	-	-	-	-	-	-	-	-	-	-	-	-	-	-	-
Totals		5	5	10	9	1	1	1	1.0	6.0	0	0	0	0	0	1	0	0	0	0

CAREER STATISTICS

REGULAR SEASON				TACKLES					SACKS		INTERCEPTIONS					FUMBLES				
Year	Team	GP	GS	Tot	Solo	Asst	QBH	TFL	Sk	Yds	Int	Yds	Lg	TD	PD	FF	FR	Yds	TD	
2012	HOU	16	4	18	15	3	7	6	6.0	17.0	0	0	0	0	1	2	1	0	0	0
2013	HOU	16	16	47	33	14	18	6	7.0	36.0	0	0	0	0	0	0	0	0	0	0
2014	HOU	15	13	50	31	19	11	9	5.0	30.0	0	0	0	0	0	2	0	0	0	0
2015	HOU	16	10	50	32	18	16	14	12.0	60.0	0	0	0	0	2	1	2	5	0	0
2016	HOU	15	15	53	36	17	22	13	7.5	56.5	0	0	0	0	1	1	4	7	0	0
2017	HOU	5	5	10	9	1	1	1	1.0	6.0	0	0	0	0	0	1	0	0	0	0
Totals		83	63	228	156	72	75	49	38.5	205.5	0	0	0	0	4	7	7	12	0	0

ADDITIONAL STATISTICS

Special Teams Tackles (9): 2012 - 7; 2015 - 2 | Postseason Special Teams Tackles (1): 2012 - 1

CAREER GAME HIGHS

Tackles: 9 vs. PHI, 11/2/14 | QBH: 5 at MIN, 10/9/16 | TFL: 4 vs. TEN, 11/1/15 | Sacks: 3.5, 2x - last: vs. JAX, 1/3/16
 PD: 1, 3x - last: at BUF 12/6/15 | FF: 1, 6x - last: vs. CHI 9/11/16 | FR: 1, 6x - last: at GB, 12/4/16

- Finished second on the team and set a season high with seven tackles (five solo), one tackle for loss and one quarterback hit vs. Tennessee (10/2) in Week 4
- Recorded three tackles, 1.5 sacks and set a single-game career-high with five quarterback hits at Minnesota (10/9) in Week 5
- Split a sack with DE Antonio Smith on Vikings QB Sam Bradford in the first quarter and added a full sack one quarter later, also on third down, at Minnesota (10/9)
- Notched six tackles (four solo), 1.0 sack and two tackles for loss vs. Indianapolis (10/16)
- Tied a single-season career-high (two in 2015) with his second fumble recovery of the year and fifth of his career, at Jacksonville (11/13) in Week 10
- Logged four tackles (all solo), including a season-high three for loss, and two quarterback hits vs. San Diego (11/27) in Week 12
- Sacked Packers QB Aaron Rodgers, posted three tackles for loss and set a career high with his third fumble recovery of the season at Green Bay (12/4) in Week 13
- Posted three solo tackles, four quarterback hits, one pass defended and one fumble recovery at Indianapolis (12/11) in Week 14
- Matched his season high with 2.0 sacks of Bengals QB Andy Dalton, giving him his 10th career game with 2.0-or-more sacks, vs. Cincinnati (12/24) in Week 16
- Tied for second on the team with seven tackles (five solo), and recorded three tackles for

WHITNEY MERCILUS

loss and 2.0 sacks vs. Oakland (1/17/17) in the AFC Wild Card round

- Finished with four tackles, three quarterback hits, one pass defended and 1.0 sack, giving him a franchise-best 6.0 for his postseason career, at New England (1/14/17) in the AFC Divisional round

2015 (Houston 16/10, 1/1):

- Posted two tackles and one pass defended vs. Kansas City (9/13)
- Made four tackles (two solo) and one special teams tackle at Carolina (9/20)
- Had two tackles (one solo), one tackle for loss, and one fumble recovery vs. Tampa Bay
- Registered his first 2.0 sacks of the season at Jacksonville (10/18)
- Brought down Jaguars QB Blake Bortles for a 7-yard loss in the second quarter and a 5-yard loss in the fourth quarter at Jacksonville (10/18)
- Posted a career-high 3.5 sacks vs. Tennessee (11/1), which is tied for the second-most in a game in Texans history (LB Connor Barwin, 4.0 at Jacksonville, 11/27/11, and DE Mario Williams, 3.5 vs. Denver, 12/13/07)
- Tied for second on the team with seven tackles (six solo), while adding four tackles for loss and four quarterback hits vs. Tennessee (11/1)
- Recorded his second multiple-sack game of the season and seventh of his career (11/1)
- Sacked QB Zach Mettenberger for a loss of six yards in second quarter vs. Tennessee (11/1)
- Sacked QB Zach Mettenberger for a 7-yard loss in the third quarter vs. Tennessee (11/1)
- Sacked QB Zach Mettenberger for a 6-yard loss in the fourth quarter vs. Tennessee (11/1)
- Split a 9-yard sack in the fourth quarter with DE J.J. Watt vs. Tennessee (11/1)
- Recorded a tackle for loss in the first quarter when he brought down Titans RB Antonio Andrews for a 2-yard loss vs. Tennessee (11/1)
- Finished with five tackles, including three for loss, and a sack at Cincinnati (11/16)
- The three tackles for loss are the second-most he's recorded in a game in his career (11/16)
- Has tallied seven tackles for loss in the last two games (Weeks 8 and 10)
- Registered four tackles (three solo) and one pass defended at Buffalo (12/6), his second of the year and first since Week 1 against Kansas City (9/13)
- Set a single-season career-high in sacks (7.5) after he brought down Patriots QB Tom Brady for a 9-yard loss in the fourth quarter vs. New England (12/13)
- Finished the game with five tackles (three solo) and 1.0 sack vs. New England (12/13)
- Sacked Colts QB Charlie Whitehurst in the fourth quarter at Indianapolis (12/20)
- Tallied five tackles (three solo), 3.5 sacks, three quarterback hits, two tackles for loss, one forced fumble and one fumble recovery vs. Jacksonville (1/3/16)
- Became the first player in franchise history and the fifth player in the NFL since 1982 to post two games with 3.5-or-more sacks in a season
- Passed DE Antonio Smith (27.0) for the third-most career sacks in Texans history
- Eclipsed the 10.0-sack mark for the first time in his career
- Brought down Jaguars QB Blake Bortles for a 6-yard loss in the first quarter (1/3/16)
- Sacked Bortles for a loss of four yards in the second quarter vs. Jacksonville (1/3/16)
- Recorded a sack-forced fumble on Bortles in the third quarter vs. Jacksonville (1/3/16), his fourth strip-sack of his career and first of the season
- Split a sack with OLB John Simon in the fourth quarter (1/3/16) for a loss of one yard
- Finished the year with 50 tackles (32 solo), 12.0 sacks, 16 quarterback hits, 14 tackles for loss, two passes defended, two fumble recoveries and one forced fumble. His sack and tackles for loss totals set single-season career highs, while he tied his personal-best for total tackles
- Tied Mario Williams (12.0 in 2008) for the fifth-most sacks in a season in franchise history
- Named AFC Defensive Player of the Month for December
- Recorded the most sacks (3.0) in a postseason game in Texans history, while tying for the fourth-most by any NFL player, in a playoff contest vs. Kansas City (1/9/16)
- Finished with eight tackles (five solo), 3.0 sacks for a loss of 17 yards and four quarterback hits in Wild Card Game vs. Kansas City (1/9/16)
- Notched his first career sack in the postseason when he brought down Chiefs QB Alex Smith for a 3-yard loss in the first quarter vs. Kansas City (1/9/16). Became the fourth player in franchise history to record a sack in the playoffs
- Sacked Smith for a 4-yard loss in the second quarter of Wild Card Game and became the third player in Texans history with 2.0-or-more sacks in a postseason game
- Brought down Smith for a 10-yard loss in the fourth quarter for his third sack of the day

2014 (Houston 15/13):

- Started 13 of 15 games and registered 50 tackles, 5.0 sacks, 11 quarterback hits, nine tackles for loss and two forced fumbles
- Started and recorded a tackle at Oakland (9/14) in Week 2
- Made five tackles at N.Y. Giants (9/21) in Week 3
- Recorded two quarterback hits and made two tackles vs. Buffalo (9/28) in Week 4
- Made five tackles and added a tackle for loss and quarterback hit at Dallas (10/5) in Week 5
- Recorded six tackles, two tackles for loss and a quarterback hit vs. Indianapolis (10/9) in Week 6
- Recorded the fourth multi-sack game of his career at Pittsburgh (10/20). Strip-sacked Ben Roethlisberger in the first quarter and finished the game with five tackles, two tackles for loss, one quarterback hit and one pass defended. Moved into a tie for fifth on the franchise's all-time sack list, matching LB Kailee Wong's (2002-06) 15 career sacks
- Had a multi-sack game for the fifth time in his career and second time this season vs.

Philadelphia (11/2) in Week 9. Tied for the team lead with a career-high nine tackles. Set a season high with three quarterback hits and tied a season high with two tackles for loss and set a career best with seven tackles for loss on the season

- Made five tackles vs. Cincinnati (11/23) in Week 12
- Had three tackles and a tackle for loss vs. Tennessee (11/30) in Week 13
- Inactive in Week 15
- Had three tackles and forced his second fumble of the season vs. Baltimore (12/21) in Week 16
- Sacked Jaguars QB Blake Bortles for three yards vs. Jacksonville (12/28) in Week 17. Finished with three tackles and added a tackle for loss and a quarterback hit

2013 (Houston 16/16):

- Started all 16 games at weakside linebacker and recorded career-bests of 65 tackles, 7.0 sacks and 18 quarterback hits while tying a career-high with six tackles for loss
- Recorded seven tackles (five solo) and a sack for a loss of six yards at San Diego (9/9)
- Recorded career highs in tackles (eight, four solo) and sacks (2.5) vs. Seattle (9/29)
- Recorded six tackles (three solo) and a sack at San Francisco (10/6)
- Added another sack to go along with four solo tackles vs. Jacksonville (11/24)
- Tied his career-high of 6.0 sacks in a season with a half-sack vs. New England (12/1)
- Set a career high with his seventh sack of the season vs. Denver (12/22)

2012 (Houston 16/4, 2/0):

- Tied the Texans rookie record for sacks in a season with 6.0
- Made his Texans and NFL debut at OLB in the season opener vs. Miami (9/9)
- Had a special teams tackle at Jacksonville (9/16) and at N.Y. Jets (10/8)
- Made two special teams tackles at Denver (9/23)
- Had one tackle vs. Green Bay (10/14)
- Registered his first career sack and forced a fumble when he dropped Ravens QB Joe Flacco for a 2-yard loss in the first quarter vs. Baltimore (10/21)
- Recorded two sacks and collected his second career forced fumble vs. Buffalo (11/4)
- Made two tackles (one solo) at Chicago (11/11)
- Collected a season-high four tackles at Detroit (11/22)
- Sacked Titans QB Jake Locker twice for a total loss of 6 yards and recovered a fumble at Tennessee (12/2)
- Sacked Patriots QB Tom Brady for a 7-yard loss in the third quarter at New England (12/10) to give him 6.0 sacks on the season, tying the franchise rookie sack record set by OLB Brooks Reed in 2011
- Recorded four tackles (one solo) vs. Indianapolis (12/16)
- Made his postseason debut in the AFC Wild Card Playoff vs. Cincinnati (1/5/13)
- Made one tackle and one special teams tackle in AFC Divisional Playoff at New England (1/13/13)

COLLEGE:

- Played three seasons (2009-11) at the University of Illinois in Champaign, Ill. after redshirting the 2008 campaign
- Started 15-of-37 games with the Illini, recording 81 tackles (42 solo) with 18.0 sacks (119 yards), 28 tackles for loss (150 yards), 11 forced fumbles and two fumble recoveries
- Tied for eighth in NCAA FBS history with 11 forced fumbles, which also ranks fifth all-time in the Big Ten Conference and is second on the Illini all-time list (13 by Simeon Rice from 1992-95)
- Set a school and Big Ten single-season record with nine forced fumbles in 2011
- Third on the Illinois single-season tackle for loss chart with 22.5 in 2011
- Earned 2011 All-America and All-Big Ten Conference first-team honors from The NFL Draft Report as the scouting service named him the league's Player of the Year and National Defensive Lineman of the Year
- Mid-season All-America from Phil Steele's College Football and was selected National Defensive Lineman of the Week for his performance vs. Indiana (3.0 sacks) his senior season
- Led the nation in sacks per game (1.23) and fumbles forced per game (0.833) as a senior
- Recorded a career-high 57 tackles (28 solo) with 16.0 sacks (105 yards) to tie the school season-record that was first set by Simeon Rice in 1994
- Played in all 13 games, starting two games at weak-side defensive end his junior season
- Recorded 16 tackles (eight solo) with a 7-yard sack and three tackles for loss in 2010
- Recorded eight tackles (four solo), two assisted sacks and 3.5 tackles for loss in 2009
- Redshirted as a freshman

PERSONAL:

- Attended Garfield High School in Akron, Ohio
- Played defensive end and tight end and earned Northeast Ohio Inland All-Star team, Cleveland Plain-Dealer Defensive All-Star team and All-District honors after leading the Rams to a 7-3 record in 2007
- A Prep Star All-Region and All-Akron City League choice, he recorded 36 solo tackles with a pair of sacks, six stops behind the line of scrimmage and four fumble recoveries, advancing one 36 yards for a score that year

RESERVE / INJURED



J.J. WATT

DEFENSIVE END | 6-5 | 290 | WISCONSIN

Hometown: Pewaukee, Wis. | 7th NFL Season | 7th with Texans | Age: 28

Acquired: D1-'11 | 2017 GP/GS: 5/5 | Career GP/GS: 88/88 (5/5)

Teams: Houston 2011-17

99

TRANSACTIONS:

Selected by the Houston Texans with the 11th pick in the first round (11th overall) of the 2011 NFL Draft...Signed a contract extension with the Texans on Sept. 2, 2014.

HONORS:

- Three-time Associated Press and PFWA NFL Defensive Player of the Year (2012, 2014, 2015)
- Four-time Associated Press First-Team All-Pro (2012-15)
- Four-time Pro Bowl selection (2012-15) and 2014 Pro Bowl Captain
- NFL 101 AFC Defensive Player of the Year (2012, 2014, 2015)
- Pro Football Weekly/PFWA Defensive Most Valuable Player (2012, 2014, 2015)
- Four-time PFW First-Team All-Pro (2012-15)
- Six-time AFC Defensive Player of the Week (Week 2, 2012; Week 15, 2012; Week 4, 2014; Week 11, 2014; Week 11, 2015; Week 17, 2015) - second-most all-time
- Five-time AFC Defensive Player of the Month (September, 2012; December, 2012; September, 2014; December, 2014; November, 2015)
- USA Football All-Fundamentals Team (2012)
- Houston Texans Rookie of the Year (2011)
- Pro Football Weekly/PFWA All-Rookie Team (2011)
- USA Today All-Joe Team (2011)
- Two-time NFL sack leader (2012, 2015)
- 2014 Bert Bell Award winner

CAREER:

- 2011 first-round draft choice who started the first 83 games in his career, which was tied for the longest active streak among NFL defensive ends
- Has recorded 76.0 sacks, 13 fumble recoveries, 15 forced fumbles and 47 passes defensed in his career
- Passed Derrick Thomas (66.0) for the second-most career sacks in a player's first five seasons in NFL history
- In his 75th career game, became the second-fastest player in NFL history to reach 70.0 sacks (Reggie White, 57 games)
- Became the second-fastest player in NFL history to reach 75.0 career sacks, as he did so in his 82nd career game. Hall of Fame DE Reggie White accomplished the feat in his 65th career game
- Recorded his third career 15.0-sack season (2012, 2014, 2015), which is tied for the second-most in the NFL since 1982. Reggie White is the only other player to notch three 15.0-sack seasons in his first five years in the league
- Leads the NFL with 214 quarterback hits and 133 tackles for loss and ranks first in the NFL in sacks since entering the league in 2011
- Has 21 career games with 2.0-or-more sacks, the second-most of any player in his first five seasons in NFL history
- Has five games with 3.0-or-more sacks in his career
- Notched his fourth straight season with 10.0-or-more sacks in 2015, which is the longest active streak in the NFL
- The first Texan with four seasons (2012-15) of 10.0-or-more sacks in his career (no other

2017 STATISTICS

REGULAR SEASON				TACKLES					SACKS		INTERCEPTIONS					FUMBLES				
Date	Opp	GP	GS	Tot	Solo	Asst	QBH	TFL	Sk	Yds	Int	Yds	Lg	TD	PD	FF	FR	Yds	TD	
9/10	JAX	1	1	1	1	0	1	0	0.0	0.0	0	0	0	0	0	0	0	0	0	0
9/14	at CIN	1	1	6	5	1	1	0	0.0	0.0	0	0	0	0	1	0	0	0	0	0
9/24	at NE	1	1	6	5	1	2	3	0.0	0.0	0	0	0	0	0	0	0	0	0	0
10/1	TEN	1	1	0	0	0	1	0	0.0	0.0	0	0	0	0	1	0	0	0	0	0
10/8	KC	1	1	2	0	2	0	0	0.0	0.0	0	0	0	0	0	0	0	0	0	0
10/15	CLE	INJURED RESERVE																		
10/29	at SEA	-	-	-	-	-	-	-	-	-	-	-	-	-	-	-	-	-	-	-
11/5	IND	-	-	-	-	-	-	-	-	-	-	-	-	-	-	-	-	-	-	-
11/12	at LAR	-	-	-	-	-	-	-	-	-	-	-	-	-	-	-	-	-	-	-
11/19	ARI	-	-	-	-	-	-	-	-	-	-	-	-	-	-	-	-	-	-	-
11/27	at BAL	-	-	-	-	-	-	-	-	-	-	-	-	-	-	-	-	-	-	-
12/3	at TEN	-	-	-	-	-	-	-	-	-	-	-	-	-	-	-	-	-	-	-
12/10	SF	-	-	-	-	-	-	-	-	-	-	-	-	-	-	-	-	-	-	-
12/17	at JAX	-	-	-	-	-	-	-	-	-	-	-	-	-	-	-	-	-	-	-
12/25	PIT	-	-	-	-	-	-	-	-	-	-	-	-	-	-	-	-	-	-	-
12/31	at IND	-	-	-	-	-	-	-	-	-	-	-	-	-	-	-	-	-	-	-
Totals		5	5	15	11	4	5	3	0.0	0.0	0	0	0	0	2	0	0	0	0	0

CAREER STATISTICS

REGULAR SEASON				TACKLES					SACKS		INTERCEPTIONS					FUMBLES			
Year	Team	GP	GS	Tot	Solo	Asst	QBH	TFL	Sk	Yds	Int	Yds	Lg	TD	PD	FF	FR	Yds	TD
2011	HOU	16	16	56	49	7	19	13	5.5	47.5	0	0	0	0	4	0	2	2	0
2012	HOU	16	16	81	69	12	43	39	20.5	138.5	0	0	0	0	16	4	2	7	0
2013	HOU	16	16	80	65	15	46	22	10.5	70.5	0	0	0	0	7	4	2	0	0
2014	HOU	16	16	78	59	19	51	29	20.5	140.0	1	80	80t	1	10	4	5	59	1
2015	HOU	16	16	76	57	19	50	29	17.5	117.5	0	0	0	0	8	3	1	0	0
2016	HOU	3	3	8	1	7	5	1	1.5	5.0	0	0	0	0	0	0	1	0	0
2017	HOU	5	5	15	11	4	5	3	0.0	0.0	0	0	0	0	2	0	0	0	0
Totals		88	88	394	311	83	219	136	76.0	519.0	1	80	80t	1	47	15	13	68	1

ADDITIONAL REGULAR SEASON STATISTICS

Blocked Kicks (4): 22-yard FG attempt by Dan Carpenter vs. Miami, 9/18/11; 42-yard attempt by Adam Vinatieri vs. Indianapolis, 11/13/13; 49-yard attempt by Josh Scobee vs. Jacksonville, 11/24/13; PAT attempt by Kai Forbath vs. Washington, 9/7/14

Receiving Touchdowns (3): 1-yard reception from Ryan Fitzpatrick at Oakland, 9/14/14; 2-yard reception from Ryan Mallett at Cleveland, 11/16/14; 1-yard reception from Ryan Fitzpatrick vs. Tennessee, 11/30/14

ADDITIONAL POSTSEASON STATISTICS

Touchdowns: Intercepted a pass in the second quarter and returned it 29 yards for a touchdown in 2011 Wild Card vs. Cincinnati (1/7/12)
Offensive Stats: Had one rushing attempt for a loss of one yard in AFC Wild Card game vs. Kansas City (1/9/16)

CAREER GAME HIGHS

Tackles: 10 vs. IND, 12/16/12 | Sacks: 3.0, 5x – last: vs. JAX, 1/3/16 | TFL: 6, 2x – last: vs. KC, 9/13/15 | QBH: 10 vs. TEN, 11/1/15 | PD: 3, 4x – last: vs. IND, 10/9/14 | FF: 2 at ARI, 11/10/13 | FR: 2 at ARI, 11/10/13 | Blocked FG: 1, 4x – last: vs. WAS, 9/7/14

player in franchise history has three)

- The second Texan with 50 sacks in a career (Mario Williams, 53)
- Ranks first in franchise history with 76.0 sacks
- Owns the three highest single-season sack totals in team history (2012, 2014, 2015)
- Posted 50-or-more quarterback hits in two straight seasons (2014-15)
- Has blocked four kicks in his career, including a franchise-record two in 2013
- One of two players to record 10 sacks and 10 passes defensed in two different seasons since 1991 (Jason Taylor)
- Posted his fourth straight season (2012-15) with 40-or-more quarterback hits and reached 200 career quarterback hits. His last four seasons are currently the top four single-season

J.J. WATT

quarterback hit totals since 2006

- His 36.5 sacks through his first three seasons were the seventh-most in NFL history for a player through their first three seasons
- Became first player in NFL history with 14 passes defended and 14 sacks in the same season in 2012
- His 36.5 combined sacks and passes defended in 2012 were the most by a player since 1991, when passes defended became an official statistic
- Emerged on the national scene in the playoffs following the 2011 season with 3.5 sacks and an interception return for a touchdown in the postseason

2017 (Houston 5/5):

- Started in his return to the field and recorded one tackle and one quarterback hit vs. Jacksonville (9/10)
- Recorded six combined tackles with five solo stops, one quarterback hit and one pass defended at Cincinnati (9/14)
- Tallied six tackles for the second consecutive game and recorded two quarterback hits and three tackles for loss at New England (9/24)
- Moved into a tie for fifth in team history with 47 career passes defended vs. Tennessee (10/1)
- Made a pair of tackles vs. Kansas City (10/8)

2016 (Houston 3/3, 0/0):

- Spent the entire preseason on the Active/Physically Unable to Perform List
- Moved from the Active/Physically Unable to Perform List to the active roster on Sept. 3
- Tied for the team lead with three quarterback hits in the season opener vs. Chicago (9/11)
- Finished with five tackles, 1.5 sacks, two quarterback hits, one tackle for loss and one fumble recovery vs. Kansas City (9/18)
- Recorded a sack in his third straight regular season game against Kansas City, dating back to Oct. 20, 2013, when he brought down Chiefs QB Alex Smith for a 4-yard loss (9/18)
- Registered two tackles at New England (9/22) in Week 3
- Placed on the Reserve/Injured List on Sept. 28, breaking a streak of 83 consecutive starts since entering the NFL

2015 (Houston 16/16, 1/1):

- Finished with nine tackles (all solo), including six for a loss and 2.0 sacks vs. Kansas City (9/13)
- His six tackles for loss tied a single-game career-high (vs. Indianapolis, 12/16/12)
- His 2.0 sacks tied for the most in a season opener in franchise history (Mario Williams, three times, last vs. Indianapolis, 9/11/11)
- Registered his 58th career sack in the second quarter when he brought down Chiefs QB Alex Smith for a 9-yard loss
- Made his 59th career sack in the third quarter, bringing down Smith for a 1-yard loss
- Became the eighth player in team history to record 300 career tackles (304)
- Posted a sack in the fourth straight home opener (2012-15) of his career
- Recorded a sack in his sixth straight game dating back to 2014, which surpassed his previous career long of five games (Weeks 6-11, 2014)
- Notched his second straight multiple-sack game dating back to 2014, which is the second-longest streak of his career (three games, Weeks 13-15, 2014)
- Recorded his 60th career sack in his 66th career game, which is the second-fastest in NFL history behind only Reggie White who accomplished the feat in his 47th game (9/20)
- Had a streak of seven consecutive games with a sack (9/20)
- Contributed with five tackles (four solo), 1.0 sack, one tackle for loss, two passes defended and two quarterback hits at Carolina (9/20)
- Tied for second on the team with five tackles (two solo). Also added one tackle for loss and a team-leading three quarterback hits vs. Tampa Bay (9/27). It marked his eighth consecutive game with multiple quarterback hits
- Registered a pass defended and sack on back-to-back plays in the second quarter. Tallied two passes defended in the first half at Atlanta (10/4)
- Finished the game with four tackles (three solo), three tackles for loss, two passes defended and a sack at Atlanta (10/4)
- Contributed with two tackles and a quarterback hit vs. Indianapolis (10/8)
- Tallied his fifth pass defended of the season and 42nd of his career in the third quarter at Jacksonville (10/18)
- Added two solo tackles and one quarterback hit in the game at Jacksonville (10/18)
- Finished second on the team with seven tackles (six solo) and recorded 2.0 sacks, four quarterback hits and three tackles for loss at Miami (10/25)
- Set a single-game career high with 10 quarterback hits vs. Tennessee (11/1)
- Finished the game with five tackles (three solo), 10 quarterback hits, 2.5 sacks, one tackle for loss and one forced fumble vs. Tennessee (11/1)
- Through eight games in 2015, had more tackles (40), sacks (8.5), quarterback hits (25) and tackles for loss (15) than he did through as many games in 2014, when he was named Associated Press Defensive Player of the Year
- Picked up his first sack of the game when he took down Titans QB Zach Mettenberger for an 8-yard loss on the final play of the third quarter vs. Tennessee (11/1)
- Recorded his first strip-sack of the season when he brought down Titans QB Zach Mettenberger for a 4-yard loss in the fourth quarter and DE Jared Crick recovered the fumble

on the Titans' 10-yard line (11/1)

- Split a 9-yard sack of Mettenberger in the fourth quarter (11/1) with OLB Whitney Mercilus, bringing his game total to 2.5
- Passed Derrick Thomas (66.0) for the second-most career sacks in a player's first five seasons in NFL history
- Finished with two solo tackles, two quarterback hits and 1.0 sack for a loss of eight yards vs. Cincinnati (11/16)
- Led the team with eight solo tackles, including five for loss, 2.0 sacks and five quarterback hits vs. N.Y. Jets (11/22)
- Notched his fourth straight season with 10.0-or-more sacks, which is the longest active streak in the NFL
- His tackles for loss total (11/22) was his highest since Week 1 against Kansas City (6)
- Finished the game with five tackles (three solo), 2.0 sacks and eight quarterback hits vs. New Orleans (11/29)
- In his 75th career game, became the second-fastest player in NFL history to reach 70.0 sacks (Reggie White, 57 games)
- Posted his fourth straight season with 40-or-more quarterback hits and reached 200 career quarterback hits
- Recorded his fifth straight game with a sack, tied for the third-longest streak in Texans history and tied for the longest active streak in the NFL. It also marked Watt's fifth career five-or-more-game sack streak
- Named AFC Defensive Player of the Month for November (fifth time in his career)
- Totaled four tackles (two solo), including one for loss, at Buffalo (12/6)
- Registered three tackles (two solo), including one for loss, vs. New England (12/13)
- Recorded a tackle for loss in the third quarter vs. New England (12/13), his 25th of the season and 128th of his career
- Registered four tackles (two solo) and one quarterback hit at Indianapolis (12/20)
- Recorded two solo tackles, 1.0 sack, one tackle for loss, two quarterback hits, one forced fumble and one pass defended at Tennessee (12/27)
- Registered a sack-forced fumble on Titans QB Zach Mettenberger in the fourth quarter at Tennessee (12/27)
- Has recorded 15.5 career sacks in 10 games against Tennessee, which is his highest total against any team. He has notched 2.0-or-more sacks in three of the last four games against the Titans and in six overall in the series
- Led the team with eight tackles (five solo), to go along with a single-game season-high 3.0 sacks, three tackles for loss, four quarterback hits, two passes defended, one forced fumble and one fumble recovery vs. Jacksonville (1/3/16)
- Finished the year with 76 tackles (57 solo), 17.5 sacks, 29 tackles for loss, 50 quarterback hits, eight passes defended, three forced fumbles and one fumble recovery
- His sack total ranks as the third-highest single-season mark in franchise history behind his 20.5 sacks in 2012 and 2014
- Recorded his third career 15.0-sack season, which is tied for the second-most in the NFL since 1982. Reggie White is the only other player to notch three 15.0-sack seasons in his first five years in the league
- Posted 50-or-more quarterback hits for the second straight season (51 in 2014)
- Brought down Jaguars QB Blake Bortles for an 8-yard loss on Jacksonville's first offensive possession of the game (1/3/16)
- Sacked Jaguars QB Blake Bortles for a 9-yard loss in the third quarter, his second sack of the day vs. Jacksonville (1/3/16)
- Recorded a sack-forced fumble on Jaguars QB Blake Bortles in the fourth quarter vs. Jacksonville (1/3/16), his second strip-sack of the season
- Deflected two passes vs. Jacksonville (1/3), giving him eight for the season and 45 for his career
- Recovered a fumble by Jaguars RB Denard Robinson in the second quarter vs. Jacksonville (1/3/16), his first fumble recovery of the season and 12th of his career. ILB Brian Cushing forced the fumble on the play
- Named AFC Defensive Player of the Week in Week 17
- Extended his streak of consecutive games started to 80, which ranks third among active NFL defensive ends
- Finished with one tackle in Wild Card Game vs. Kansas City (1/9/16) and passed DB Danieal Manning (23) for the second-most career tackles in Texans postseason history

2014 (Houston 16/16):

- Started and played in every game for the fourth consecutive season. Totaled 78 tackles, 20.5 sacks, 29 tackles for loss, 50 quarterback hits, five fumble recoveries and four forced fumbles
- Tied his career high with 20.5 sacks and became the first player in NFL history with 20 or more sacks in two different seasons (2012 and 2014)
- Named the AFC Defensive Player of the Month twice (September and December)
- Recorded five total touchdowns (three receiving, one interception return and one fumble return) and a safety to finish with 32 points scored
- Recorded a sack, 3.0 tackles, five quarterback hits, 2.0 tackles for loss and recovered a fumble vs. Washington (9/7)
- Became the first defensive player in franchise history to score from scrimmage on a 1-yard touchdown reception at Oakland (9/14)
- Tallied seven tackles (five solo), two tackles for loss, a sack, one pass defended and a quarterback hit against N.Y. Giants (9/21) in Week 3
- Notched his first career regular season interception and returned it 80 yards for a touchdown,

J.J. WATT

which is tied for the sixth longest return in NFL history for a defensive lineman, in Week 4 vs. Buffalo (9/28). Also had a career-high nine quarterback hits, five tackles and a pass defended

- Made four solo tackles at Dallas (10/5) in Week 5
- Scored his third touchdown of the season on a 45-yard fumble return in the fourth quarter vs. Indianapolis (10/9) in Week 6. Now has the most touchdowns by a defensive lineman in a single season since William "Refrigerator" Perry had three in 1985. Finished the game with seven tackles, 2.0 sacks, three tackles for loss, four quarterback hits and three passes defended. Set a franchise record for sacks through the first four seasons of a career with 40.5
- Became the franchise all-time leader in fumble recoveries when he recovered his ninth career fumble in the first quarter on Whitney Mercilus' sack-fumble of Ben Roethlisberger at Pittsburgh (10/20) in Week 7. Recorded his fifth sack of the season, dropping Roethlisberger for a 9-yard loss in the second quarter. Finished the game with three tackles, a tackle for loss and two quarterback hits to go along with his sack and fumble recovery
- Had the 12th multi-sack game of his career and second this season with 2.0 sacks at Tennessee (10/26) in Week 8. Also recorded his first forced fumble of the season on the third play of the second half, dropping Titans QB Zach Mettenberger for an 8-yard loss. Also had three tackles, two tackles for loss, two quarterback hits and a pass defended
- Recorded 1.5 sacks and tied a season high with seven tackles vs. Philadelphia (11/2) in Week 9. Also had five quarterback hits, including one that led to CB A.J. Bouye's 51-yard interception return for touchdown. Has at least one sack in four straight games
- Caught his second touchdown pass of the season on a 2-yard pass from QB Ryan Mallett in the first quarter at Cleveland (11/16). It was Watt's fourth overall touchdown of the season. He became the first defensive lineman since 1948 to have four touchdowns in a season. N.Y. Giants DE Ray Poole and Los Angeles Rams DE Jack Zilly both had four overall touchdowns in 1948. Became the first player since Chicago Bears DB J.C. Caroline in 1956 to score multiple touchdowns on offense and defense in the same season. Finished the game with five tackles, a season-high three tackles for loss, a sack, a forced fumble and a fumble recovery. Named AFC Defensive Player of the Week for his performance
- Had a season-high-tying seven tackles, a tackle for loss, a quarterback hit and a pass defended vs. Cincinnati (11/23) in Week 12
- Recorded two sacks, one tackle for loss, a forced fumble, fumble recovery, six quarterback hits and caught a 1-yard touchdown pass in the fourth quarter vs. Tennessee (11/30) in Week 13. Became the first defensive lineman since Chicago Bears DE Connie Mack Berry in 1944 to have at least five touchdowns in a season. Sacked Titans QB Jake Locker, forced a fumble and returned the ball 11 yards in the fourth quarter. Set a franchise record with his fifth fumble recovery of the season. Tied DE Mario Williams' (2006-11) franchise record of 11 forced fumbles and has three on the year. Has 11.5 sacks this season and is the first Texan with three seasons of 10 or more sacks in his career
- Sacked Jaguars QB Blake Bortles three times for 17 yards in Week 14 (12/7). It was his third career 3.0-sack game (at Detroit, 11/22/12 and vs. Indianapolis, 12/16/12 were the others). Posted a season-high four tackles for loss and had five quarterback hits, giving him three consecutive seasons with 40-or-more quarterback
- Had two sacks at Indianapolis (12/14) in Week 15 to tie DE Mario Williams (2006-11) for the most sacks in franchise history (53.0). Also had six tackles, two tackles for loss, two quarterback hits and a pass defended. Joined DE Jason Taylor as the only player to record 10.0 sacks and 10 passes defended in two different seasons since 1991
- Became Texans all-time sack leader with 54.0 sacks in Week 16 vs. Baltimore (12/21) when he sacked Ravens QB Joe Flacco on fourth-and-10 in the fourth quarter. Also tackled Flacco for loss on a two-point conversion in the fourth quarter. Added a team-high and season-high eight tackles, four quarterback hits and three tackles for loss
- Became the first player in NFL history to record two seasons with more than 20 sacks (20.5 in 2012 and again in 2014), as he finished with 3.0 sacks, four tackles for loss, three quarterback hits, a forced fumble, safety and team-high six tackles vs. Jacksonville (12/28) in Week 17. Had 2.0-or-more sacks in all six division games this season and six sacks in two games against Jacksonville

2013 (Houston 16/16):

- Started in all 16 games and led the NFL in quarterback hits (46) and was second in tackles for loss (22) while setting a career high with 117 tackles (71 solo) to go along with a team-best 10.5 sacks, seven passes defended, four forced fumbles, two fumble recoveries and two blocked kicks
- Recorded eight tackles (seven solo), two sacks and two passes defended vs. Tennessee
- Tied for a team high with 10 tackles (seven solo) and a sack at Baltimore (9/22)
- Recorded 12 tackles (seven solo) and 0.5 sacks vs. Seattle (9/29)
- Recorded nine tackles (five solo), 1.0 sack and a forced fumble at Kansas City (10/20)
- Recorded eight tackles (four solo), 1.0 sack, one pass defended and blocked a field goal attempt vs. Indianapolis (11/3)
- Notched seven tackles (five solo), one sack and set career highs with two forced fumbles and two fumble recoveries at Arizona (11/10)
- Tallied 2.0 sacks along with 13 tackles (eight solo) vs. Oakland (11/17). His 2.0 sacks marked the ninth time in his career that he has recorded at least two in a game
- Added another sack vs. Jacksonville (11/24), his fifth consecutive game with at least 1.0 sack (second-longest streak in his career). Blocked a field goal, setting a franchise record

with two blocked in a season

- Totaled nine solo tackles, 1.0 sack, a season-high five tackles for loss, a pass defended and forced a fumble at Tennessee (12/29)

2012 (Houston 16/16, 2/2):

- Named the AP Defensive Player of the Year after he led the NFL with a franchise single-season record 20.5 sacks on the season, the 9th player in NFL history with 20-plus sacks
- Set a league season record for defensive linemen with 16 passes defended
- Earned AP First-Team All-Pro honors and was selected as Pro Bowl starter for the AFC after leading the Texans with 107 tackles (85 solo), 16 passes defended, four forced fumbles and two recoveries
- Contributed to 95 plays that either resulted in no gain or negative yardage
- Had six tackles (four solo), 1.5 sacks, and three passes defended, two of which were intercepted by his teammates in the season opener vs. Miami (9/9)
- Set a career high with nine tackles (six solo) to go along with 1.5 sacks, two passes defended and a fumble recovery at Jacksonville (9/16), earning AFC Defensive Player of the Week Honors
- Led the defense with 10 tackles while sacking Broncos QB Peyton Manning 2.5 times at Denver (9/23)
- Recorded seven tackles (five solo) including 2.0 sacks and recovered a fumble at Tennessee (9/30)
- Extended his sack streak to five games with one of Jets QB Mark Sanchez to go along with a team-high nine tackles (six solo) and three passes defended at N.Y. Jets (10/8)
- Made seven tackles (six solo) including 2.0 sacks of Aaron Rodgers vs. Green Bay (10/14)
- Tipped a pass vs. Baltimore (10/21) that was intercepted for the fourth time, getting a hand on a Ravens QB Joe Flacco pass that was returned for a touchdown by CB Johnathan Joseph
- Sacked Bills QB Ryan Fitzpatrick for a 6-yard loss vs. Buffalo (11/4) to become the third Texans player to record 10.0-or-more sacks in a season
- Registered 10 tackles (nine solo), 1.0 sack for a loss of six yards and one pass defended vs. Jacksonville (11/18)
- Broke the franchise's single-season sack record with 3.0 sacks at Detroit (11/22) and also recorded six tackles and two passes defended
- Joined Hall of Fame DE Reggie White as the only players in NFL history to record 15.0-or-more sacks and 13 passes defended in a season when he sacked Titans QB Jake Locker for a 6-yard loss in the second quarter at Tennessee (12/2)
- Recorded four tackles (three solo) and a forced fumble at New England (12/10)
- Sacked Colts QB Andrew Luck 3.0 times for a total loss of 22 yards, tallied 13 tackles and forced a fumble for the third consecutive game vs. Indianapolis (12/16).
- Became the ninth player in NFL history to record 20 or more sacks in a season when he sacked Vikings QB Christian Ponder for a loss of three yards in the third quarter vs. Minnesota (12/23). He also forced a fumble in his fourth consecutive game. It was his fourth of the season, tying a franchise single-season record
- Registered four solo tackles, all of which were for a loss, one quarterback hit on an incomplete pass, and batted down his 16th pass of the season at Indianapolis (12/30)
- Led the team with five tackles and recorded two tackles for loss and two passes defended in AFC Wild Card Playoff vs. Cincinnati (1/5/13)
- Sacked Bengals QB Andy Dalton for a 9-yard loss in the first quarter in AFC Wild Card Playoff vs. Cincinnati (1/5/13), raising his career postseason sack total to 4.5
- Recorded a half sack and four tackles in AFC Divisional Playoff at New England (1/13/13), raising his career postseason sack total to 5.0

2011 (Houston 16/16, 2/2):

- Started all 16 games as a rookie, recording 59 tackles (52 solo), 5.5 sacks, four passes defended, two fumble recoveries and blocked a field goal to earn Houston Texans Rookie of the Year honors
- Recorded one fumble recovery, one quarterback pressure and five solo tackles in the season opener vs. Indianapolis (9/11)
- Blocked a field goal and recorded four tackles (three solo) at Miami (9/18)
- Recorded his first career sack to go along with four solo tackles at New Orleans (9/25)
- Recorded three solo tackles and recorded his second sack of the season when he brought down Titans QB Matt Hasselbeck for a loss of 12 yards at Tennessee (10/23)
- Was second on the team with five solo tackles vs. Jacksonville (10/30)
- Recovered a fumble and had three tackles (two solo) vs. Cleveland (11/6)
- Had three solo tackles and assisted on a sack with LB Connor Barwin at Tampa Bay (11/13)
- Sacked Jaguars QB Blaine Gabbert twice and had seven tackles at Jacksonville (11/27)
- Tied a season high with seven tackles (five solo) including one for a loss vs. Carolina (12/18)
- Recorded five solo tackles including a sack of Colts QB Dan Orlovsky for an 8-yard loss while also breaking up three passes at Indianapolis (12/22)
- Tied for the team lead with 3.5 sacks and ranked third on the team with 14 tackles in the postseason
- Intercepted a pass in the second quarter and returned it 29 yards for a touchdown to go along with a sack of Bengals QB Andy Dalton for a 7-yard loss in AFC Wild Card Playoff vs. Cincinnati (1/7/12)
- Recorded game-high 12 tackles (nine solo) and 2.5 sacks for a loss of 22 yards in AFC Divisional Playoff at Baltimore (1/15/12)

COLLEGE:

J.J. WATT

- Played two seasons (2009-10) at the University of Wisconsin – Madison (Wisc.)
- Redshirted the 2008 season at Wisconsin after transferring from Central Michigan University in Mount Pleasant, Mich., where he spent the 2007 campaign
- Started all 26 games he played in for the Badgers at strongside defensive end, recording 106 tackles (74 solo) with 11.5 sacks for minus 75 yards, 36.5 stops for losses of 144 yards and 28 quarterback pressures
- Recovered five fumbles (one with Central Michigan) and caused four others, blocked four kicks and deflected 13 passes in his college career
- All-American first-team selection by The NFL Draft Report, earning second-team honors from the Associated Press and Sports Illustrated and consensus All-Big Ten Conference first-team choice
- Recipient of the Lott IMPACT Trophy and was also named Lott IMPACT Player of the Week for his performance vs. Ohio State
- Started all 13 games in 2010 at strongside defensive end, finishing second on the team with 62 tackles (42 solos) while leading the Badgers with 7.0 sacks for minus-56 yards, finishing third nationally with 21.0 stops for losses totaling 91 yards
- Blocked three kicks and deflected eight passes and intercepted another for a 15-yard return
- Sophomore All-American and second-team All-Big Ten Conference selection by The NFL Draft Report in 2009, earning All-Big Ten honorable mention from the league's coaches and media and also chosen Academic All-Big Ten
- Life sciences communication major, earning Academic All-Big Ten Conference honors

PERSONAL:

- Served as the Grand Marshal of the 2012 Houston Lifestock Show and Rodeo and Art Car Parades
- Founded and serves on the board of directors of the Justin J. Watt Foundation which provides support to after-school athletic programs in Wisconsin and Texas
- Attended Pewaukee (Wisc.) High School and earned All-Woodland Conference, All-Area and All-Parkland County honors as a senior while garnering All-State accolades
- Received Woodland Conference Player of the Year recognition in 2006

RESERVE / PHYSICALLY UNABLE TO PERFORM



DEREK NEWTON

TACKLE | 6-6 | 315 | ARKANSAS STATE

Hometown: Utica, Miss. | 7th NFL Season | 7th with Texans | Age: 29
Acquired: D7a-'11 | 2017 GP/GS : 1/1 | Career GP/GS (Playoffs): 82/68 (5/3)
Teams: Houston 2011-16

72

TRANSACTIONS:

Selected by the Houston Texans with the 11th pick in the seventh round (214th overall) of the 2011 NFL Draft...Re-signed with Texans on March 9, 2015.

HONORS:

- Madden Most Valuable Protectors Award (Week 4, 2012; Week 13, 2012)
- Has blocked for three 1,000-yard performances

CAREER:

- Started 56 consecutive games from 2012-16, which was the fifth-longest active streak among NFL offensive tackles
- Has played left tackle, right tackle, left guard, and right guard in his career
- Owns four career playoff appearances at right tackle (two starts)
- Took over as the full-time starter at right tackle in 2012

2017 (Houston 0/0, 0/0):

- Placed on the Reserve/Physically Unable to Perform list on May 12, 2017.

2016 (Houston 6/6, 0/0):

- Started the season opener at right tackle and helped pave the way for RB Lamar Miller's 106-yard rushing performance vs. Chicago (9/11)
- Started at right tackle vs. Kansas City (9/18) in Week 2, at New England (9/22) in Week 3 and vs. Tennessee (10/2) in Week 4
- Opened at right tackle at Minnesota (10/9) in Week 5 but played most of the second half at right guard
- Active but did not play in Week 6 vs. Indianapolis (10/16) with an injury, snapping a streak of 56 consecutive starts
- Returned to his starting right tackle post at Denver (10/24) in Week 7 but left in the second quarter with an injury and did not return
- Placed on the Reserve/Injured List on Oct. 26

2015 (Houston 16/16, 1/1):

- Started at right tackle vs. Kansas City (9/13)
- Started at left guard at Carolina (9/20)
- Started at right tackle in Weeks 3-5 and Weeks 10-17
- Started at right guard in Weeks 6-7
- Played right and left tackle in Week 8
- Recovered a fumble in Week 14 vs. New England (12/13) and Week 15 at Indianapolis (12/20)
- Started at right tackle in Wild Card Game vs. Kansas City (1/9/16)

2014 (Houston 16/16):

- Started all 16 games at right tackle for the second time in his career
- Started at right tackle and moved inside to right guard vs. Baltimore (12/21) in Week 16 after Brandon Brooks left with an injury

2013 (Houston 16/16):

- Spent the offseason rehabilitating from patellar tendon surgery
- Started all 16 games at right tackle for the first time in his career
- Helped pave the way for 172 yards on the ground vs. Tennessee (9/15)
- Blocked for an offense that produced 476 yards vs. Seattle (9/29)
- Blocked for an offense that produced a season-high 483 yards vs. Indianapolis (11/3)
- Helped pave the way for a ground game that produced a franchise-record four rushing touchdowns vs. New England (12/1)

2012 (Houston 14/14, 2/2):

- Made the first start of his NFL career at right tackle in the season opener vs. Miami (9/9)
- Part of an offensive line that cleared the way for the Texans to rush for 216 yards and three touchdowns while not allowing QB Matt Schaub to be sacked at Jacksonville (9/17)
- Helped provide protection for QB Matt Schaub, enabling him to tie a career-high with four touchdown passes at Denver (9/23)
- Helped RB Arian Foster rush for 152 yards and a touchdown at N.Y. Jets (10/8)
- Part of an offense that set a franchise record by scoring 43 points vs. Baltimore (10/21)
- Helped RB Arian Foster go over 100 yards for the fourth time in 2012 as he gained 111 yards on 24 carries and scored a touchdown vs. Buffalo (11/4)
- Part of an offense that set a franchise record with 653 yards of offense and tied the franchise scoring record with 43 points vs. Jacksonville (11/18) and put up another 501 yards at Detroit

CAREER STATISTICS

REGULAR SEASON GAMES PLAYED/STARTED (PLAYOFFS):

2011 Houston: 14/0 (2/0)
 2012 Houston: 14/14 (2/2)
 2013 Houston: 16/16 (0/0)
 2014 Houston: 16/16 (0/0)
 2015 Houston: 16/16 (1/1)
 2016 Houston: 6/6 (0/0)
 2017 Houston: 0/0
TOTAL: 82/68 (5/3)

ADDITIONAL STATISTICS

Misc Tackles (5): 2012 - 1, 2013 - 1, 2015 - 3 | Fumble Recoveries (2): 2015 - 2

- Inactive at Tennessee (12/2) and at New England (12/10)
- Paved the way for RB Arian Foster to rush for 140 yards while not allowing QB Matt Schaub to be sacked in the AFC Wild Card Playoff vs. Cincinnati (1/5/13)
- Paved the way for RB Arian Foster to rush for 90 yards in the AFC Divisional Playoff at New England (1/13/13)

2011 (Houston 14/0, 2/0):

- Played in 14 games, primarily on special teams, after being inactive for the first two games of the regular season
- Made his professional debut blocking for a K Neil Rackers field goal attempt in the first quarter at New Orleans (9/25)
- Made his postseason debut and saw action on special teams in AFC Wild Card Playoff vs. Cincinnati (1/7/12)

COLLEGE:

- Played two seasons (2009-10) at Arkansas State University in Jonesboro, Ark. after redshirting the 2008 campaign
- Transferred to ASU from Hinds Community College in Raymond, Miss., where he played the 2006 and 2007 seasons
- Earned first-team All-Sun Belt accolades after starting all 12 games at right tackle in 2010
- Garnered second-team All-SBC honors in 2009 and received the Gary Withrow Award, given to the Red Wolves' most outstanding offensive lineman
- Was the only lineman on the team to start every game in 2009 and helped lead the Red Wolves to 21 rushing touchdowns
- Paved the way for three different ASU players rushing for over 100 yards in at least one game
- Was part of ASU's line that helped the offense gain its most yards of total offense (484) against an FBS opponent since the 2007 season
- Redshirted in 2008
- First Team All-State selection at Hinds Community College
- Played in the Mississippi Junior College All-Star Game

PERSONAL:

- Helped lead Hinds Agricultural High School to a 10-0 regular-season record as a senior, earning All-Metro and All-District honors
- Named Most Improved Player as a senior

RESERVE / SUSPENDED



BRIAN CUSHING

INSIDE LINEBACKER | 6-3 | 250 | SOUTHERN CALIFORNIA

Hometown: Park Ridge, N.J. | 9th NFL Season | 9th with Texans | Age: 30
 Acquired: D1-'09 | 2017 GP/GS: 1/1 | Career GP/GS (Playoffs): 100/100 (5/5)
 Teams: Houston 2009-17

56

TRANSACTIONS:

Selected by the Houston Texans with the 15th pick in the first round (15th overall) of the 2009 NFL Draft...Re-signed with the Texans on Sept. 3, 2013.

HONORS:

- Associated Press All-Pro Second Team (2009, 2011)
- Associated Press Defensive Rookie of the Year (2009)
- Pro Bowl Selection (2010)
- Pro Football Weekly/PFWA All-AFC Team (2011)
- Houston Texans Team Most Valuable Player (2011)
- Ed Block Courage Award Winner (2013)
- Houston Texans Team Rookie of the Year (2009)
- AFC Defensive Player of the Week (Week 6, 2009; Week 8, 2009)
- NFL Defensive Rookie of the Month (November, 2009; December, 2009)
- Pro Football Weekly/PFWA Defensive Rookie of the Year (2009)
- Pro Football Weekly/PFWA All-Rookie Team (2009)
- GMC Never Say Never Moment of the Week for Week 1 fourth-quarter interception return for a touchdown at San Diego (2013)
- Named NFLPA's Community Most Valuable Player of the Week for his positive impact in the local community (Week 14, 2015)

CAREER:

- The all-time leading tackler in Texans history
- Owns 648 tackles in his career, making him the second player in Texans history to reach 600 career tackles (DeMeco Ryans)
- Has played in the 10th-most regular-season games in Texans history after passing C Bryan Pittman (95)
- Led the team in tackles in 2009 and 2011
- His 133 tackles in 2009 finished tied for second most in the AFC, trailing only Ray Lewis' 134 tackles
- Ranks ninth in team history with 12.0 career sacks
- Has eight career interceptions, 29 passes defensed, nine forced fumbles and one safety
- Has 17 career double-digit tackle games

2017 (Houston 1/1):

- Played in and started his 100th career game vs. Jacksonville (9/10), ranking fifth in franchise history in starts and tied for eighth in career games

2016 (Houston 13/13, 2/2):

- One of eight finalists for the 2016 Art Rooney Sportmanship Award
- Finished second on the team in tackles with 65
- Recorded two tackles (one solo) in nine defensive snaps before departing with an injury in the season opener vs. Chicago (9/11)
- Inactive for Week 2 vs. Kansas City (9/18) and Week 3 at New England (9/22)
- Returned from injury and posted a season-high four tackles (three solo) vs. Tennessee (10/2) in Week 4
- Posted four tackles (two solo) at Minnesota in Week 5

2017 STATISTICS

REGULAR SEASON				TACKLES					SACKS		INTERCEPTIONS					FUMBLES			
Date	Opp	GP	GS	Tot	Solo	Asst	QBH	TFL	Sk	Yds	Int	Yds	Lg	TD	PD	FF	FR	Yds	TD
9/10	JAX	1	1	3	1	2	0	0	0.0	0.0	0	0	0	0	0	0	0	0	0
9/14	at CIN			RESERVE/SUSPENDED															
9/24	at NE			RESERVE/SUSPENDED															
10/1	TEN			RESERVE/SUSPENDED															
10/8	KC			RESERVE/SUSPENDED															
10/15	CLE			RESERVE/SUSPENDED															
10/29	at SEA	-	-	-	-	-	-	-	-	-	-	-	-	-	-	-	-	-	-
11/5	IND	-	-	-	-	-	-	-	-	-	-	-	-	-	-	-	-	-	-
11/12	at LAR	-	-	-	-	-	-	-	-	-	-	-	-	-	-	-	-	-	-
11/19	ARI	-	-	-	-	-	-	-	-	-	-	-	-	-	-	-	-	-	-
11/27	at BAL	-	-	-	-	-	-	-	-	-	-	-	-	-	-	-	-	-	-
12/3	at TEN	-	-	-	-	-	-	-	-	-	-	-	-	-	-	-	-	-	-
12/10	SF	-	-	-	-	-	-	-	-	-	-	-	-	-	-	-	-	-	-
12/17	at JAX	-	-	-	-	-	-	-	-	-	-	-	-	-	-	-	-	-	-
12/25	PIT	-	-	-	-	-	-	-	-	-	-	-	-	-	-	-	-	-	-
12/31	at IND	-	-	-	-	-	-	-	-	-	-	-	-	-	-	-	-	-	-
Totals		1	1	3	1	2	0	0	0.0	0.0	0	0	0	0	0	0	0	0	0

CAREER STATISTICS

REGULAR SEASON				TACKLES					SACKS		INTERCEPTIONS					FUMBLES			
Year	Team	GP	GS	Tot	Solo	Asst	QBH	TFL	Sk	Yds	Int	Yds	Lg	TD	PD	FF	FR	Yds	TD
2009	HOU	16	16	133	86	47	12	12	4.0	30.5	4	26	20	0	10	2	0	0	0
2010	HOU	12	12	76	53	23	11	8	1.5	12.0	0	0	0	0	4	1	0	0	0
2011	HOU	16	16	114	76	38	13	8	4.0	21.0	2	5	5	0	5	2	0	0	0
2012	HOU	5	5	30	23	7	2	0	0.0	0.0	1	1	1	0	2	1	0	0	0
2013	HOU	7	7	48	36	12	4	6	1.5	4.5	1	18	18	1	3	1	0	0	0
2014	HOU	14	14	72	41	31	9	1	1.0	8.0	0	0	0	0	2	1	0	0	0
2015	HOU	16	16	110	63	47	2	4	0.0	0.0	0	0	0	0	3	1	0	0	0
2016	HOU	13	13	65	38	27	2	2	0.0	0.0	0	0	0	0	1	0	0	0	0
2017	HOU	1	1	3	1	2	0	0	0.0	0.0	0	0	0	0	0	0	0	0	0
Totals		100	100	651	417	234	55	41	12.0	76.0	8	50	20	1	30	9	0	0	0
POSTSEASON				TACKLES					SACKS		INTERCEPTIONS					FUMBLES			
Year	Team	GP	GS	Tot	Solo	Asst	QBH	TFL	Sk	Yds	Int	Yds	Lg	TD	PD	FF	FR	Yds	TD
2011	HOU	2	2	19	10	9	0	1	0.0	0.0	0	0	0	0	1	0	0	0	0
2015	HOU	1	1	13	9	4	0	0	0.0	0.0	1	0	0	0	1	0	0	0	0
2016	HOU	2	2	8	3	5	1	2	1.0	4.0	0	0	0	0	0	0	0	0	0
Totals		5	5	40	22	18	1	3	1.0	4.0	1	0	0	0	2	0	0	0	0

ADDITIONAL STATISTICS

Safeties (1): vs. Oakland, 10/4/09 | Touchdowns (1): at San Diego (18-yard INT return)

CAREER GAME HIGHS

Tackles: 17 at NYG, 9/21/14 | QBH: 3, 3x – last: vs. BAL, 12/13/10 | TFL: 4 vs. TEN, 11/28/10

Sacks: 1.5, 2x – last: vs. TEN, 9/15/13 | INT: 1, 8x – last: at SD, 9/9/13 | PD: 2, 4x – last: at SD, 9/9/13 | FF: 2, 2x – last: at IND, 12/22/11

- Racked up a season-high eight tackles (four solo) and surpassed the 600 career tackle mark vs. Indianapolis (10/16) in Week 6
- Finished with six tackles (three solo) at Denver (10/24) in Week 7
- Finished second on the team with seven tackles (all solo) vs. Detroit (10/30) in Week 8
- Tied for second on the team with seven tackles (three solo) and notched his first tackle for loss of the season vs. San Diego (11/27) in Week 12
- Finished second on the team with six tackles and one quarterback hit, his second of the year, at Green Bay (12/4) in Week 13
- Registered six tackles, bringing his career total to 639, which passed DeMeco Ryans (636) for the most career tackles in Texans history, at Indianapolis (12/11) in Week 14
- Notched his second tackle for loss of the season vs. Cincinnati (12/24) in Week 16
- Inactive for Week 17 at Tennessee (1/1/17) with an injury
- Logged four tackles (two solo), including one for loss, vs. Oakland (1/7/17) in the AFC Wild Card round
- Finished with four tackles and his first career sack in the postseason when he brought down

BRIAN CUSHING

Patriots QB Tom Brady for a 4-yard loss in the second quarter at New England (1/14/17) in the AFC Divisional round

2015 (Houston 16/16, 1/1):

- Led the team with 10 tackles (six solo) vs. Kansas City (9/13)
- Tied for second on the team with seven tackles (four solo) and added one pass defended at Carolina (9/20)
- Deflected a pass on third down of Carolina's opening drive to force a punt (9/20)
- Made four tackles (three solo) vs. Tampa Bay (9/27)
- Led the team with 11 tackles (seven solo), including one for a loss, at Atlanta (10/4)
- Led the team with eight tackles in the game vs. Indianapolis (10/8)
- Led the team with 12 tackles (nine solo) at Jacksonville (10/18)
- Posted his fourth double-digit tackle game of the season and 17th of his career vs. Tennessee (11/1)
- Led the team with 13 tackles (six solo) and added one pass defended vs. Tennessee (11/1)
- Tied for third on the team with five tackles (four solo), including one for loss, vs. N.Y. Jets (11/22)
- Tied for the team lead with nine tackles (six solo), including two tackles for loss, vs. New England (12/13)
- His tackles for loss total marked a single-game season-high (12/13)
- Tied for the team lead with seven tackles at Indianapolis (12/20)
- Recorded the second-most tackles (six) on the team, to go along with a forced fumble and a pass defended vs. Jacksonville (1/3/16)
- Forced a fumble on Jaguars RB Denard Robinson vs. Jacksonville (1/3/16), his first of the season and ninth of his career. DE J.J. Watt recovered the ball on the play
- Deflected a pass in the first quarter vs. Jacksonville (1/3/16), his third of the season and 29th of his career
- Finished the regular season with 110 total tackles (63 solo), his highest single-season total since 2011
- Tied DeMeco Ryans (86) for the 12th-most regular season games played in Texans history
- Set a franchise single-game postseason record and led the team with 13 tackles, including nine solo stops, in Wild Card Game vs. Kansas City (1/9/16)
- Intercepted his first career pass in the postseason when he picked off Chiefs QB Alex Smith in the first quarter. Became the fourth player in team history to record an interception in the playoffs (1/9/16)
- Passed Brooks Reed (19), Danieal Manning (23) and J.J. Watt (24) for the most career tackles (32) in Texans postseason history

2014 (Houston 14/14):

- Played in 14 games and finished with 72 tackles, nine quarterback hits, two passes defended, a forced fumble and 1.0 sacks
- Made five tackles and had a quarterback hit vs. Washington (9/7) in Week 1
- Was second on the team with six tackles in Week 2 at Oakland (9/14)
- Officially tied a franchise record with 17 total tackles at the N.Y. Giants (9/21) in Week 3
- Made a team-high nine tackles (eight solo) and a pass defended vs. Buffalo (9/28)
- Sacked Cowboys QB Tony Romo for 8 yards and registered nine tackles, a quarterback hit and a tackle for loss at Dallas (10/5) in Week 5
- Made four tackles vs. Indianapolis (10/9) in Week 6
- Inactive in Weeks 8-9
- Caused a fumble in the second quarter that was recovered by DE J.J. Watt and added six tackles, two quarterback hits and a pass defended at Cleveland (11/16) in Week 11
- Had eight tackles vs. Cincinnati (11/23) in Week 12
- Recorded four tackles and a pair of quarterback hits at Jacksonville (12/7) in Week 14

2013 (Houston 7/7):

- Led the team with 65 tackles and had 1.5 sacks and an interception before suffering a season-ending knee injury at Kansas City in Week 7
- Led the team with 11 tackles (five solo) and recorded an interception, which was returned 18 yards for a game-tying touchdown in the fourth quarter at San Diego (9/9)
- Tied career highs with 13 tackles (11 solo) and 1.5 sacks vs. Tennessee (9/15)
- Tied for a team-high with 10 tackles (seven solo) at Baltimore (9/22)
- Recorded 10 tackles (seven solo) and a forced fumble vs. Seattle (9/29)
- Recorded eight tackles (five solo) at San Francisco (10/6)
- Recorded eight tackles (four solo) vs. St. Louis (10/13)
- Recorded five solo tackles and a pass defended before suffering a leg injury in the third quarter at Kansas City (10/20)

2012 (Houston 5/5):

- Started five games and led the team in tackles before suffering a season-ending knee injury
- Named a team captain for the second consecutive season
- Finished the season with 43 tackles (27 solo), one interception, two passes defended and one forced fumble
- Led the defense with nine tackles (six solo) while also intercepting a pass and forcing a fumble in the season opener vs. Miami (9/9)
- Named one of the Defensive Players of the Game after recording nine tackles (three solo)

at Jacksonville (9/16)

- Made seven tackles (three solo) and broke up a pass at Denver (9/23)
- Set a career-high with 13 tackles (9 solo) vs. Tennessee (9/30)
- Had five tackles (three solo) at the N.Y. Jets (10/8) before leaving the game with a knee injury
- Started at Indianapolis (12/14) in Week 15

2011 (Houston 16/16, 2/2):

- Second-Team Associated Press All-Pro selection and finished the season with a team-best 114 tackles (77 solo), 4.0 sacks, two interceptions and two forced fumbles
- Elected a team captain by his teammates in the second half of the season
- Started and led all Texans defenders with seven tackles (four solo) and one quarterback pressure in the season opener vs. Indianapolis (9/11)
- Led the team with 10 tackles (seven solo) at Miami (9/18), his eighth double-digit tackle game
- Tied for the team lead with six tackles (two solo) vs. Pittsburgh (10/2)
- Recorded his first sack of the season and finished tied for the team lead in tackles with eight (seven solo) vs. Oakland (10/9)
- Led the defense with six tackles (five solo) and had a pass defended at Tennessee (10/23)
- Named the Defensive Player of the Game for the Texans after leading the team with seven tackles and recording an interception vs. Jacksonville (10/30)
- Led the defense with seven tackles (four solo) and sacked Browns QB Colt McCoy for a 5-yard loss vs. Cleveland (11/6)
- Led the defense with eight solo tackles, one sack and an interception at Tampa Bay (11/13)
- Tied for the team lead in tackles with six (five solo) while also adding two hits on the quarterback vs. Atlanta (12/4)
- Recorded his ninth career double-digit tackle game with 12 tackles (nine solo), including one for a loss vs. Carolina (12/18)
- Led the team in tackles for the 10th time in 2011 while also forcing two fumbles, including a sack-fumble on the first defensive play of the game at Indianapolis (12/22)
- Led the team with 19 postseason tackles
- Started in his postseason debut and registered a team-leading eight tackles, including five solos and one for loss in AFC Wild Card Playoff vs. Cincinnati (1/7/12)
- Recorded 11 tackles (five solo) and one pass defended in AFC Divisional Playoff at Baltimore (1/15/12)

2010 (Houston 12/12):

- Started the final 12 games of the regular season and totaled 76 tackles (49 solo), 1.5 sacks and one forced fumble
- Made season debut vs. the N.Y. Giants (10/10) and had nine tackles (four solo) and one pass defended
- Made eight tackles (seven solo) including one quarterback hit vs. Kansas City (10/17)
- Returned to strongside linebacker and recorded nine solo tackles and one quarterback hit at Jacksonville (11/14)
- Made four solo tackles and forced a fumble at the N.Y. Jets (11/21)
- Led the defense with seven tackles (three solo) including four for a loss to go along with two passes defended vs. Tennessee (11/28)
- Recorded 1.5 sacks for 12 yards lost and 10 tackles (six solo) including three for a loss vs. Baltimore (12/13)
- Made five tackles (four solo) including two quarterback hits vs. Jacksonville (1/2/11)

2009 (Houston 16/16):

- Started all 16 games as a rookie and was named Associated Press Defensive Rookie of the Year
- Voted into the 2010 Pro Bowl but was unable to play due to injury
- Made professional debut for the Texans, starting at linebacker vs. the N.Y. Jets (9/13), and tied for the team-high with eight tackles (five solo)
- Became the first Texans rookie to lead his team in tackles in his first three career games vs. Jacksonville (9/27), where he registered eight tackles (six solo), one tackle for loss, and two pass defended
- Wrapped up RB Justin Fargas in the end zone for the Texans first safety since Dec. 15, 2002 vs. Oakland (10/4)
- Made nine tackles (six solo), two passes defended, two forced fumbles and intercepted a pass from Bengals QB Carson Palmer late in the fourth quarter to clinch the victory at Cincinnati (10/18)
- Named the AFC Defensive Player of the Week (10/21) for his performance at Cincinnati
- Led the Texans in tackles for the sixth time in eight games with 10 (three solo) as well as having one sack, one pass defended and one interception at Buffalo (11/1)
- Set a career high with 12 tackles (10 solo), one pass defended, one tackle for a loss and one quarterback hit at Indianapolis (11/8)
- Defensive leader in tackles for the ninth time, compiling 11 tackles (seven solo) vs. Indianapolis (11/29), where he picked off Colts QB Peyton Manning for his third interception of the season
- Named NFL Rookie of the Month in November after totaling 43 tackles, two interceptions and a sack
- Recorded one sack for a loss of 13 yards, three quarterback hits and 10 tackles (six solo) including three for a loss vs. Seattle (12/13)
- Made seven tackles (three solo) with two hits on Rams QB Keith Null, including a half-sack

BRIAN CUSHING

for a loss of five yards at St. Louis (12/20)

- Made nine solo tackles at Miami (12/27), intercepted one pass, deflected a pass and had a sack for the third straight week

COLLEGE:

- Played four seasons (2005-08) at the University of Southern California in Los Angeles
- Started 38-of-44 games he played in with the Trojans, including 13 at right defensive end and 25 at strongside outside linebacker
- Finished his career with 178 tackles (101 solo) that included 8.5 quarterback sacks for minus 57 yards, 27.0 stops for losses totaling 106 yards and two pressures
- Intercepted one pass, deflected 12 others and blocked two punts
- Consensus All-American as a senior, earning first-team accolades from Sports Illustrated and second-team honors from The Sporting News and Associated Press, and a consensus first-team All-Pac 10 choice
- Finalist for the Butkus Award, semifinalist for the Lombardi Award and quarterfinalist for the Lott Trophy
- Honorable mention All-Pac 10 selection in 2007 and second-team all-conference pick in 2006
- Started the last four games in 2005, including the national title game

PERSONAL:

- Attended Bergen Catholic High School in Oradell, N.J.
- Earned Parade, USA Today, Prep Football Report, Scout.com, Super Prep, EA Sports and Prep Star All-American honors as a senior
- Recorded 120 tackles, 11 stops for loss, 10.0 sacks and seven interceptions as a linebacker in 2004
- Played running back and tight end and gained 475 rushing yards with 10 touchdowns and caught 13 passes for 456 yards (35.1 avg) with seven scores
- Took part in the NFL USO Tour in 2016



HOUSTON
TEXANS

TEXANS
RECORDS

ALL-TIME LEADERS

ACTIVE TEXANS IN BOLD ITALICS

RUSHING YARDS

Player	Att	Yds	Avg	Lg	TD
Arian Foster, 2009-15	1,454	6,472	4.5	74t	54
Domanick Williams#, 2003-05	770	3,195	4.2	51	23
Ben Tate, 2011-13	421	1,992	4.7	60	10
Steve Slaton, 2008-11	425	1,832	4.3	71t	12
Alfred Blue, 2014-17	456	1,658	3.6	46	5
Lamar Miller, 2016-17	366	1,445	3.9	45	6
Ron Dayne, 2006-07	345	1,385	4.0	39	11
David Carr, 2002-06	268	1,235	4.6	36	8
Jonathan Wells, 2002-05	374	1,167	3.1	37	10
Jonathan Grimes, 2012-16	139	613	4.4	37	2

RECEIVING YARDS

Player	Rec	Yds	Avg	Lg	TD
Andre Johnson, 2003-14	1,012	13,597	13.4	77t	64
DeAndre Hopkins, 2013-17	354	4,869	13.8	76t	29
Owen Daniels, 2006-13	385	4,617	12.0	44	29
Kevin Walter, 2006-12	326	4,083	12.5	61	24
Arian Foster, 2009-15	249	2,268	9.1	78t	14
Jabar Gaffney, 2002-05	171	2,009	11.7	69	7
Corey Bradford, 2002-05	130	1,992	15.3	81	18
Jacoby Jones, 2007-11	127	1,741	13.7	80t	11
Joel Dreessen, 2007-11	105	1,323	12.6	56t	13
Domanick Williams#, 2003-05	154	1,276	8.3	38	5

SCRIMMAGE YARDS (RUSHING & RECEIVING)

Player	Rushing	Receiving	Total
Andre Johnson, 2003-14	54	13,597	13,651
Arian Foster, 2009-15	6,472	2,268	8,740
DeAndre Hopkins, 2013-17	-	4,869	4,869
Owen Daniels, 2006-13	-	4,617	4,617
Domanick Williams#, 2003-05	3,195	1,276	4,471
Kevin Walter, 2006-12	82	4,083	4,165
Steve Slaton, 2008-11	1,832	811	2,643
Ben Tate, 2011-13	1,992	287	2,279
Jabar Gaffney, 2002-05	56	2,009	2,065
Corey Bradford, 2002-05	-13	1,992	1,979

PASSING (Min. 500 att.)

Player	Att	Comp	Pct	Yds	TD	INT	Lg	Rtg
Matt Schaub, 2007-13	3,020	1,951	64.6	23,221	124	78	80t	90.9
David Carr, 2002-06	2,070	1,243	60.0	13,391	59	65	81	75.5

PASSING YARDS

Player	Att	Comp	Pct	Yds	TD	INT	Lg	Rtg
Matt Schaub, 2007-13	3,020	1,951	64.6	23,221	124	78	80t	90.9
David Carr, 2002-06	2,070	1,243	60.0	13,391	59	65	81	75.5
Sage Rosenfels, 2006-08	453	297	65.6	3,380	24	23	61	84.3
Brock Osweiler, 2016	510	301	59.0	2,957	15	16	53	72.2
Brian Hoyer, 2015	369	224	60.7	2,606	19	7	49	91.4
Ryan Fitzpatrick, 2014	312	197	63.1	2,483	17	8	76t	95.3
Case Keenum, 2013-14	330	182	55.2	2,195	11	8	66	76.8
T.J. Yates, 2011-13, 2015	223	128	57.4	1,470	6	7	61	73.3
Ryan Mallett, 2014-15	222	119	53.6	1,170	5	6	48	65.0
Tony Banks, 2003-05	129	76	58.9	882	6	5	46t	79.0

SCORING

Player	TD	PAT	FG	2PT	TP
Kris Brown, 2002-09	0	251	172	0	767
Arian Foster, 2009-15	68	0	0	1	410
Andre Johnson, 2003-14	64	0	0	2	388
Neil Rackers, 2010-11	0	82	59	0	259
Randy Bullock, 2013-15	0	69	61	0	252
Nick Novak, 2015-17	0	51	53	0	210
DeAndre Hopkins, 2013-17	29	0	0	1	176
Owen Daniels, 2006-13	29	0	0	0	174
Domanick Williams#, 2003-05	28	0	0	0	168
Kevin Walter, 2006-12	25	0	0	0	150

FIELD GOALS

Player	FGM	FGA	Pct.	Lg
Kris Brown, 2002-09	172	223	77.1	57
Randy Bullock, 2013-15	61	76	80.2	55
Neil Rackers, 2010-11	59	68	86.8	57
Nick Novak, 2015-16	53	62	85.5	53
Ka'imi Fairbairn, 2017	10	10	100.0	50

PUNTING AVERAGE (Min. 250 punts)

Player	No	Yds	Avg	In20	Lg	Blk
Shane Lechler, 2013-17	370	17,558	47.5	127	71	1
Matt Turk, 2007-11	254	10,735	42.3	88	62	0
Chad Stanley, 2002-06	437	17,908	41.0	135	62	2

PUNT RETURN YARDS

Player	No	Yds	Avg	Lg	TD
Jacoby Jones, 2007-11	179	1,820	10.2	79t	3
Keshawn Martin, 2012-15	86	766	8.9	87t	1
J.J. Moses, 2003-04	72	553	7.7	40	0
Tyler Ervin, 2016-17	35	321	9.2	57	0
Keith Mumphery, 2015-16	36	280	7.8	20	0
Jermaine Lewis, 2002	36	280	7.8	48	0
Avion Black, 2002	14	188	13.4	76t	1
Phillip Buchanon, 2005-06	20	180	9.0	45	0
Will Fuller V, 2016-17	14	253	18.1	67t	1
Trindon Holliday, 2011-12	17	147	8.6	36	0

KICKOFF RETURN YARDS

Player	No	Yds	Avg	Lg	TD
André Davis, 2007-09	108	2,743	25.4	104t	3
J.J. Moses, 2003-04	117	2,658	22.7	70	0
Jerome Mathis, 2005-07	72	2,054	28.5	99t	3
Keshawn Martin, 2012-15	68	1,707	25.1	54	0
Jacoby Jones, 2007-11	64	1,490	23.3	95t	1
Dexter Wynn, 2006-07	52	1,193	22.9	39	0
Jermaine Lewis, 2002	46	961	20.9	45	0
Steve Slaton, 2008-11	39	767	19.7	50	0
Danieal Manning, 2011-14	28	659	23.5	46	0
Avion Black, 2002	24	529	22.0	49	0

COMBINED YARDAGE

Player	Total	Rush	Rec.	INT	Ret.	PR/KR	FR
Andre Johnson, 2003-14	13,651	54	13,597	-	-/-	-	-
Arian Foster, 2009-15	8,740	6,472	2,268	-	-/-	-	-
Jacoby Jones, 2007-11	5,091	40	1,741	-	1,820/1,490	-	-
DeAndre Hopkins, 2013-17	4,869	-	4,869	-	-/-	-	-
Owen Daniels, 2006-13	4,617	-	4,617	-	-/-	-	-
Domanick Williams#, 2003-05	4,585	3,195	1,276	-	24/90	-	-
Kevin Walter, 2006-12	4,172	82	4,083	-	0/7	-	-
André Davis, 2007-09	3,598	-	855	-	0/2,743	-	-
Steve Slaton, 2008-11	3,410	1,832	811	-	0/767	-	-
J.J. Moses, 2003-04	3,211	-	-	-	553/2,658	-	-

INTERCEPTIONS

Player	No	Yds	Avg	Lg	TD
Johnathan Joseph, 2011-17	14	364	26	82t	3
Kareem Jackson, 2010-17	13	310	23.8	65	3
Dunta Robinson, 2004-09	13	162	12.5	61	1
Marcus Coleman, 2002-05	11	217	19.7	102t	1
Aaron Glenn, 2002-04	11	221	20.1	70t	2
Quintin Demps, 2010-16	9	101	11.2	42	0
Andre Hal, 2014-17	8	93	11.6	31t	1
Brian Cushing, 2009-17	8	50	6.3	20	1
Jason Allen, 2010-11	7	35	5.0	34	0
A.J. Bouye, 2013-16	6	129	21.5	67	1

TACKLES

Player	Solo	Assist	Total
Brian Cushing, 2009-17	417	234	651
DeMeco Ryans, 2006-11	479	157	636
Jamie Sharper, 2002-04	300	142	442
Kareem Jackson, 2010-17	362	67	429
J.J. Watt, 2011-17	311	83	394
Dunta Robinson, 2004-09	332	64	396
Morlon Greenwood, 2005-08	289	96	385
Jay Foreman, 2002-04	255	97	352
Johnathan Joseph, 2011-17	303	39	342
Glover Quin, 2009-12	248	62	310

SACKS

Player	Sacks	Yards
J.J. Watt, 2011-17	76.0	519.0
Mario Williams, 2006-11	53.0	320.5
Whitney Mercilus, 2012-17	38.5	205.5
Antonio Smith, 2009-13, 2016	27.5	182.0
Connor Barwin, 2009-12	19.0	136.5
Kailee Wong, 2002-06	15.0	68.5
Brooks Reed, 2011-14	14.5	83.5
Jadeveon Clowney, 2011-17	13.5	110.5
Jason Babin, 2004-06	13.0	85.0
Brian Cushing, 2009-17	12.0	76.0

- Domanick Williams known as Domanick Davis prior to 2006.

YEAR-BY-YEAR LEADERS

RUSHING YARDS

Year	Player	Att	Yds	Avg	Long	TD
2002	Jonathan Wells	197	529	2.7	37	3
2003	Domanick Williams	238	1,031	4.3	51	8
2004	Domanick Williams	302	1,188	3.9	44	13
2005	Domanick Williams	230	976	4.2	44	2
2006	Ron Dayne	151	612	4.1	19	5
2007	Ron Dayne	194	773	4.0	39	6
2008	Steve Slaton	268	1,282	4.8	71t	9
2009	Steve Slaton	131	437	3.3	32t	3
2010	Arian Foster	327	1,616	4.9	74t	16
2011	Arian Foster	278	1,224	4.4	43	10
2012	Arian Foster	351	1,424	4.1	46	15
2013	Ben Tate	181	771	4.3	60	4
2014	Arian Foster	260	1,246	4.8	51	8
2015	Alfred Blue	183	698	3.8	41	2
2016	Lamar Miller	268	1,073	4.0	45	5

RECEIVING YARDS

Year	Player	Rec	Yds	Avg	Long	TD
2002	Corey Bradford	45	697	15.5	81	6
2003	Andre Johnson	66	976	14.8	46t	4
2004	Andre Johnson	79	1,142	14.5	54t	6
2005	Andre Johnson	63	688	10.9	53t	2
2006	Andre Johnson	103	1,147	11.1	53	5
2007	Andre Johnson	60	581	14.2	77t	8
2008	Andre Johnson	115	1,575	13.7	65	8
2009	Andre Johnson	101	1,569	15.5	72t	9
2010	Andre Johnson	86	1,216	14.1	60	8
2011	Owen Daniels	54	677	12.5	34	3
2012	Andre Johnson	112	1,598	14.3	60t	4
2013	Andre Johnson	109	1,407	12.9	62t	5
2014	DeAndre Hopkins	76	1,210	15.9	76t	6
2015	DeAndre Hopkins	111	1,521	13.7	61t	11
2016	DeAndre Hopkins	78	954	12.2	51	4

RECEPTIONS

Year	Player	Rec	Yds	Avg	Long	TD
2002	Billy Miller	51	613	12.0	42	3
2003	Andre Johnson	66	976	14.8	46t	4
2004	Andre Johnson	79	1,142	14.5	54t	6
2005	Andre Johnson	63	688	10.9	53t	2
2006	Andre Johnson	103	1,147	11.1	53	5
2007	Kevin Walter	65	800	12.3	46	4
2008	Andre Johnson	115	1,575	13.7	65	8
2009	Andre Johnson	101	1,569	15.5	72t	9
2010	Andre Johnson	86	1,216	14.1	60	8
2011	Owen Daniels	54	677	12.5	34	3
2012	Andre Johnson	112	1,598	14.3	60t	4
2013	Andre Johnson	109	1,407	12.9	62t	5
2014	Andre Johnson	85	936	11.0	35	3
2015	DeAndre Hopkins	111	1,521	13.7	61t	11
2016	DeAndre Hopkins	78	954	12.2	51	4

SCRIMMAGE YARDS (RUSHING & RECEIVING)

Year	Player	Rushing	Receiving	Total
2002	James Allen	519	302	821
2003	Domanick Williams	1,031	351	1,382
2004	Domanick Williams	1,188	588	1,776
2005	Domanick Williams	976	337	1,313
2006	Andre Johnson	14	1,147	1,161
2007	Ron Dayne	773	112	885
2008	Steve Slaton	1,282	377	1,659
2009	Andre Johnson	10	1,569	1,579
2010	Arian Foster	1,616	604	2,220
2011	Arian Foster	1,224	617	1,841
2012	Arian Foster	1,424	217	1,641
2013	Andre Johnson	0	1,407	1,407
2014	Arian Foster	1,246	327	1,573
2015	DeAndre Hopkins	0	1,521	1,521
2016	Lamar Miller	1,073	188	1,261

PASSING YARDS

Year	Player	A	C	Pct	Yds	TD	Int	Lg	Rtg
2002	David Carr	444	233	52.5	2,592	9	15	81	62.8
2003	David Carr	295	167	56.6	2,013	9	13	78t	69.5
2004	David Carr	466	285	61.2	3,531	16	14	69	83.5
2005	David Carr	423	256	60.5	2,488	14	11	53t	77.2
2006	David Carr	442	302	68.3	2,767	11	12	53	82.1
2007	Matt Schaub	289	192	66.4	2,241	9	7	77t	87.2
2008	Matt Schaub	380	251	66.1	3,043	15	10	65	92.7
2009	Matt Schaub	583	396	67.9	4,770	29	15	72t	98.6
2010	Matt Schaub	574	365	63.6	4,370	24	12	60	92.0
2011	Matt Schaub	292	178	61.0	2,479	15	6	80t	96.8
2012	Matt Schaub	544	350	64.3	4,008	22	12	60t	90.7
2013	Matt Schaub	358	219	61.2	2,310	10	14	46	73.0
2014	Ryan Fitzpatrick	312	197	63.1	2,483	17	8	76t	95.3
2015	Brian Hoyer	369	224	60.7	2,606	19	7	49	91.4
2016	Brock Osweiler	510	301	59.0	2,957	15	16	53	72.2

SCORING

Year	Player	TD	PAT	2PT	FG	TP
2002	Kris Brown	-	20/20	-	17/24	71
2003	Kris Brown	-	27/27	-	18/22	81
2004	Kris Brown	-	34/34	-	17/24	85
2005	Kris Brown	-	24/24	-	26/34	102
2006	Kris Brown	-	26/27	-	19/25	83
2007	Kris Brown	-	40/40	-	25/29	115
2008	Kris Brown	-	15/15	-	29/33	124
2009	Kris Brown	-	43/44	-	21/32	106
2010	Neil Rackers	-	43/43	-	27/30	124
2011	Neil Rackers	-	39/40	-	32/38	135
2012	Shayne Graham	-	45/45	-	31/38	138
2013	Randy Bullock	-	26/26	-	26/35	104
2014	Randy Bullock	-	40/40	-	30/35	130
2015	Nick Novak	-	29/31	-	18/21	83
2016	Nick Novak	-	22/25	-	35/41	127

FIELD GOALS

Year	Player	FGA	FGM	Pct	Long
2002	Kris Brown	24	17	70.8	51
2003	Kris Brown	22	18	81.8	50
2004	Kris Brown	24	17	70.8	50
2005	Kris Brown	34	26	76.5	53
2006	Kris Brown	25	19	76.0	49
2007	Kris Brown	29	25	86.2	57
2008	Kris Brown	33	29	87.9	53
2009	Kris Brown	32	21	65.6	56
2010	Neil Rackers	30	27	90.0	57
2011	Neil Rackers	38	32	84.2	54
2012	Shayne Graham	38	31	81.6	51
2013	Randy Bullock	35	26	74.3	51
2014	Randy Bullock	35	30	85.7	55
2015	Nick Novak	21	18	85.7	51
2016	Nick Novak	41	35	85.4	53

PUNTING AVERAGE

Year	Player	No	Yds	Avg	Long	Blk
2002	Chad Stanley	114	4,720	41.4	62	2
2003	Chad Stanley	97	4,028	41.5	58	0
2004	Chad Stanley	73	3,009	41.2	57	0
2005	Chad Stanley	77	2,990	38.8	61	0
2006	Chad Stanley	76	3,161	41.6	62	0
2007	Matt Turk	55	2,296	41.7	59	0
2008	Matt Turk	53	2,240	42.3	59	0
2009	Matt Turk	67	2,866	42.8	62	0
2010	Matt Turk	63	2,650	42.1	60	0
2011	Brett Hartmann	58	2,573	44.4	69	0
2012	Donnie Jones	88	4,150	47.2	66	0
2013	Shane Lechler	88	4,189	47.6	65	0
2014	Shane Lechler	83	3,845	46.3	71	1
2015	Shane Lechler	95	4,497	47.3	64	0
2016	Shane Lechler	72	3,423	47.5	62	0

PUNT RETURN YARDS

Year	Player	No	Yds	Avg	Long	TD
2002	Jermaine Lewis	36	280	7.8	48	0
2003	J.J. Moses	36	244	6.8	40	0
2004	J.J. Moses	36	309	8.6	27	0
2005	Phillip Buchanon	12	101	8.4	37	0
2006	Dexter Wynn	12	139	11.6	58	0
2007	Jacoby Jones	30	286	9.5	74	0
2008	Jacoby Jones	32	386	12.1	73t	2
2009	Jacoby Jones	39	426	10.9	62	0
2010	Jacoby Jones	29	204	7.0	39	0
2011	Jacoby Jones	49	518	10.6	79t	1
2012	Keshawn Martin	22	267	12.1	71	0
2013	Keshawn Martin	39	345	8.8	87t	1
2014	Keshawn Martin	25	154	6.2	21	0
2015	Keith Humphrey	36	280	7.8	20	0
2016	Tyler Ervin	27	261	9.7	57	0

KICKOFF RETURN YARDS

Year	Player	No	Yds	Avg	Long	TD
2002	Jermaine Lewis	46	961	20.9	45	0
2003	J.J. Moses	58	1,355	23.4	70	0
2004	J.J. Moses	59	1,303	22.1	49	0
2005	Jerome Mathis	54	1,542	28.6	99t	2
2006	Dexter Wynn	30	670	22.3	38	0
2007	André Davis	32	968	30.3	104t	3
2008	André Davis	43	993	23.1	50	0
2009	André Davis	33	782	23.7	63	0
2010	Steve Slaton	39	767	19.7	50	0
2011	Danaeal Manning	13	356	27.4	46	0
2012	Keshawn Martin	31	741	23.9	54	0
2013	Keshawn Martin	36	947	26.3	50	0
2014	Danaeal Manning	13	267	20.5	41	0
2015	Keith Humphrey	14	338	24.1	41	0
2016	Tyler Ervin	14	263	18.8	33	0

INTERCEPTIONS

Year	Player	No	Yds	Avg	Long	TD
2002	Aaron Glenn	5	181	36.2	70t	2
2003	Marcus Coleman	7	95	13.6	41	0
2004	Dunta Robinson	6	146	24.3	61	0
2005	Glenn Earl	2	2	1.0	2	0
2006	Dunta Robinson	2	9	4.5	9	1
	DeMarcus Faggins	2	0	0.0	0	0
2007	Fred Bennet	3	47	15.7	33	0
2008	Jacques Reeves	4	108	27.0	44t	1
2009	Bernard Pollard	4	121	30.3	70t	1
	Brian Cushing	4	26	6.5	20	0
2010	Troy Nolan	3	35	11.7	20	0
	Glover Quin	3	12	4.0	10	0
	Jason Allen	3	1	0.3	1	0
2011	Johnathan Joseph	4	40	10.0	29	0
	Jason Allen	4	34	8.5	34	0
2012	Kareem Jackson	4	71	17.8	63t	1
2013	Johnathan Joseph	3	64	21.3	32	0
2014	A.J. Bouye	3	120	40.0	67	1
	Kareem Jackson	3	97	32.3	65	0
	Jumal Rolle	3	25	8.3	13	0
2015	Andre Hal	4	54	13.5	31t	1
2016	Quintin Demps	6	54	9.0	19	0

TOTAL TACKLES

YEAR-BY-YEAR LEADERS

SACKS

Year	Player, Pos.	Sacks	Yards
2002	Jeff Posey, LB	8.0	77.0
2003	Jamie Sharper, LB	4.0	19.0
2004	Kailee Wong, LB	5.5	29.0
2005	Shantee Orr, LB	7.0	40.0
2006	Jason Babin, LB	5.5	39.0
2007	Mario Williams, DE	14.0	82.5
2008	Mario Williams, DE	12.0	82.0
2009	Mario Williams, DE	9.0	52.0
2010	Mario Williams, DE	8.5	54.5
2011	Connor Barwin, OLB	11.5	78.5
2012	J.J. Watt, DE	20.5	138.5
2013	J.J. Watt, DE	10.5	70.5
2014	J.J. Watt, DE	20.5	140.0
2015	J.J. Watt, DE	17.5	118.0
2016	Whitney Mercilus, OLB	7.5	56.5

SPECIAL TEAMS TACKLES

Year	Player, Pos.	Solo	Assist	Total
2002	Jason Bell, CB	14	2	16
2003	Ramon Walker, SS	13	4	17
2004	Antwan Peek, LB	10	8	18
2005	Ramon Walker, SS	12	6	18
2006	Troy Evans, LB	11	2	13
2007	Jameel Cook, FB	12	1	13
2008	Kevin Bentley, LB	16	7	23
2009	Kevin Bentley, LB	9	11	20
2010	James Casey, TE	10	7	17
2011	Tim Dobbins, ILB	9	0	9
2012	Bryan Braman, OLB	14	2	16
2013	Justin Tuggle, ILB	10	1	11
2014	Jeff Tarpinian, ILB	7	5	12
2015	Brian Peters, ILB	11	6	17
2016	Don Jones, S	9	2	11

INDIVIDUAL RECORDS

INDIVIDUAL TOTAL OFFENSE

YARDS FROM SCRIMMAGE (Rushing, Receiving)

CAREER

13,651 Andre Johnson, 2003-14
8,740 Arian Foster, 2009-15
4,869 DeAndre Hopkins, 2013-17
4,617 Owen Daniels, 2006-13
4,471 Domanick Williams#, 2003-05

SEASON

2,220 Arian Foster, 2010
1,841 Arian Foster, 2011
1,776 Domanick Williams#, 2004
1,649 Steve Slaton, 2008
1,641 Arian Foster, 2012

SEASON, ROOKIE

1,659 Steve Slaton, 2008
1,382 Domanick Williams#, 2003
966 Andre Johnson, 2003

GAME

273 Andre Johnson vs. Jacksonville, 11/18/12
238 DeAndre Hopkins vs. Tennessee, 11/30/14
Arian Foster vs. Indianapolis, 9/12/10
234 Arian Foster at Tennessee, 10/23/11
229 Andre Johnson vs. Indianapolis, 11/3/13
218 Arian Foster vs. Tennessee, 11/28/10

GAME, OPPONENT

284 Chris Johnson at Tennessee, 9/20/09
265 Lee Evans vs. Buffalo, 11/19/06
236 Justin Blackmon vs. Jacksonville, 11/18/12
Lamar Miller at Miami, 10/25/15
223 T.Y. Hilton vs. Indianapolis, 10/9/14

COMBINED NET YARDS GAINED (Rushing, Receiving, Returns)

MOST SEASONS LEADING TEAM

4 Arian Foster, 2010-12, 2014
3 Domanick Williams#, 2003-05
2 Andre Johnson, 2009, 2013
Ron Dayne, 2006-07

MOST CONSECUTIVE SEASONS LEADING TEAM

3 Arian Foster, 2010-12
Domanick Williams#, 2003-05
2 Ron Dayne, 2006-07

CAREER

13,651 Andre Johnson, 2003-14
8,740 Arian Foster, 2009-15
5,004 Jacoby Jones, 2007-11
4,869 DeAndre Hopkins, 2013-17
4,617 Owen Daniels, 2006-13

SEASON

2,220 Arian Foster, 2010
1,841 Arian Foster, 2011
1,776 Domanick Williams#, 2004
1,675 Jerome Mathis, 2005

SEASON, ROOKIE

1,675 Jerome Mathis, 2005
1,659 Steve Slaton, 2008
1,443 Domanick Williams#, 2003
966 Andre Johnson, 2003

GAME

273 Andre Johnson vs. Jacksonville, 11/18/12
266 Jerome Mathis vs. Kansas City, 11/20/05
266 Jerome Mathis vs. Indianapolis, 10/23/05

GAME, OPPONENT

284 Chris Johnson at Tennessee, 9/20/09
265 Lee Evans vs. Buffalo, 11/19/06
236 Justin Blackmon vs. Jacksonville, 11/18/12
Lamar Miller at Miami, 10/25/15

COMBINED ATTEMPTS (Rushing, Receiving, Returns)

CAREER

1,703 Arian Foster, 2009-15
1,035 Andre Johnson, 2003-14
931 Domanick Williams#, 2003-05
562 Steve Slaton, 2008-11

SEASON

393 Arian Foster, 2010
391 Arian Foster, 2012
370 Domanick Williams#, 2004
331 Arian Foster, 2011

GAME

39 Arian Foster vs. Tennessee, 11/28/10
38 Domanick Williams# at Indianapolis, 11/14/04
36 Alfred Blue at Cleveland, 11/16/14
Domanick Williams# at Detroit, 9/19/04
Domanick Williams# vs. N.Y. Jets, 10/19/03

GAME, OPPONENT

43 Rudi Johnson at Cincinnati, 11/9/03
36 Larry Johnson vs. Kansas City, 11/20/05
34 Thomas Jones at Tampa Bay, 12/14/03
34 Rashad Jennings at N.Y. Giants, 9/21/14

- Domanick Williams known as Domanick Davis prior to 2006.

INDIVIDUAL RUSHING

RUSHING ATTEMPTS

MOST SEASONS LEADING TEAM

4 Arian Foster, 2010-12, 14
3 Domanick Williams#, 2003-05
2 Steve Slaton, 2008-09
Ron Dayne, 2006-07

MOST CONSECUTIVE SEASONS LEADING TEAM

3 Arian Foster, 2010-12
3 Domanick Williams#, 2003-05
2 Steve Slaton, 2008-09
2 Ron Dayne, 2006-07

CAREER

1,454 Arian Foster, 2009-15
770 Domanick Williams#, 2003-05
425 Steve Slaton, 2008-11

SEASON

351 Arian Foster, 2012
327 Arian Foster, 2010
302 Domanick Williams#, 2004
278 Arian Foster, 2011

SEASON, ROOKIE

268 Steve Slaton, 2008
238 Domanick Williams#, 2003
197 Jonathan Wells, 2002

GAME

36 Alfred Blue at Cleveland, 11/16/14
33 Arian Foster vs. Jacksonville, 10/30/11
33 Arian Foster vs. Indianapolis, 9/12/10

GAME, ROOKIE

36 Alfred Blue at Cleveland, 11/16/14
27 Domanick Williams# vs. N.Y. Jets, 10/19/03
26 Domanick Williams# at Buffalo, 11/16/03
Steve Slaton at Green Bay, 12/7/08

GAME, OPPONENT

43 Rudi Johnson, vs. Cincinnati, 11/9/03
36 Larry Johnson, vs. Kansas City, 11/20/05
34 Thomas Jones, at Tampa Bay, 12/14/03
Rashad Jennings at N.Y. Giants, 9/21/14

RUSHING YARDS GAINED

MOST SEASONS LEADING TEAM

4 Arian Foster, 2010-12, 14
3 Domanick Williams#, 2003-05
2 Steve Slaton, 2008-09
Ron Dayne, 2006-07

MOST CONSECUTIVE SEASONS LEADING TEAM

3 Arian Foster, 2010-12
Domanick Williams#, 2003-05
2 Steve Slaton, 2008-09
Ron Dayne, 2006-07

CAREER

6,472 Arian Foster, 2009-15
3,195 Domanick Williams#, 2003-05
1,992 Ben Tate, 2011-13

SEASONS, 1,000 OR MORE YARDS RUSHING

4 Arian Foster, 2010-12, 14
2 Domanick Williams#, 2003-04
1 Steve Slaton, 2008
Lamar Miller, 2016

CONSECUTIVE SEASONS, 1,000 OR MORE YARDS RUSHING

3 Arian Foster, 2010-12
2 Domanick Williams#, 2003-04

SEASON

1,616 Arian Foster, 2010
1,424 Arian Foster, 2012
1,282 Steve Slaton, 2008
1,246 Arian Foster, 2014
1,224 Arian Foster, 2011
1,188 Domanick Williams#, 2004
1,031 Domanick Williams#, 2003

SEASON, ROOKIE

1,282 Steve Slaton, 2008
1,031 Domanick Williams#, 2003
529 Jonathan Wells, 2002
528 Alfred Blue, 2014

GAME

231 Arian Foster vs. Indianapolis, 9/12/10
180 Arian Foster vs. Jacksonville, 1/2/11
165 Arian Foster vs. Indianapolis, 12/16/12
158 Arian Foster at Indianapolis, 12/22/11
Domanick Williams# at Jacksonville, 12/26/04

GAME, OPPONENT

211 Larry Johnson vs. Kansas City, 11/20/05
197 Chris Johnson at Tennessee, 9/20/09
182 Rudi Johnson at Cincinnati, 11/9/03

GAME, ROOKIE

156 Alfred Blue at Cleveland, 11/16/14
Steve Slaton at Indianapolis, 11/16/08
129 Domanick Williams# vs. N.Y. Jets, 10/19/03

GAMES, 100 OR MORE YARDS RUSHING

32 Arian Foster, 2009-15
11 Domanick Williams#, 2003-05
6 Ben Tate, 2011-13
5 Steve Slaton, 2008-09

CONSECUTIVE GAMES, 100 OR MORE YARDS

4 Arian Foster, 10/5/14-10/26/14
3 Arian Foster, 10/23/11-11/6/11
Steve Slaton, 12/1/08-12/14/08

INDIVIDUAL RECORDS

INDIVIDUAL RUSHING (cont.)

RUSHING YARDS GAINED (cont.)

LONGEST RUN FROM SCRIMMAGE

- 81t Justin Forsett at Detroit, 11/22/12
- 74t Arian Foster at Oakland, 10/3/10
- 71t Steve Slaton at Indianapolis, 11/16/08
- 60 Ben Tate vs. Tennessee, 9/15/13
- 56 Arian Foster vs. Jacksonville, 1/2/11

LONGEST RUN FROM SCRIMMAGE, OPPONENT

- 91t Chris Johnson at Tennessee, 9/20/09
- 85t Lamar Miller at Miami, 10/25/15
- 80t Rashad Jennings vs. Oakland, 11/17/13
- 76 Fred Taylor at Jacksonville, 10/14/07

RUSHING AVERAGE GAIN

CAREER (750 ATTEMPTS)

- 4.54 Arian Foster, 2009-15
- 4.15 Domanick Williams#, 2003-05

SEASON (100 ATTEMPTS)

- 5.38 Ben Tate, 2011 (175-942)
- 4.94 Arian Foster, 2010 (327-1,616)
- 4.79 Arian Foster, 2014 (260-1,246)
- 4.78 Steve Slaton, 2008 (268-1,282)
- 4.48 Arian Foster, 2013 (121-542)

GAME (10 ATTEMPTS)

- 11.14 Steve Slaton at Indianapolis, 11/16/08 (14-156)
- 9.58 Ben Tate vs. Cleveland, 11/6/11 (12-115)
- 8.60 Darius Walker vs. Jacksonville, 12/30/07 (10-86)
- 8.06 Domanick Williams# vs. Tennessee, 11/28/04 (16-129)
- 7.82 Arian Foster at Oakland, 10/3/10 (17-133)

GAME, OPPONENT (10 ATTEMPTS)

- 12.50 Lamar Miller at Miami, 10/25/15 (14-175)
- 12.31 Chris Johnson at Tennessee, 9/20/09 (16-197)
- 10.42 Maurice Jones-Drew at Jacksonville, 10/14/07 (12-125)
- 8.36 Amos Zereoue vs. Oakland, 10/3/04 (14-117)

RUSHING TOUCHDOWNS

SEASONS LEADING TEAM

- 4 Arian Foster, 2010-12, 14
- 2 Jonathan Wells, 2002, 2005
- Domanick Williams#, 2003-04
- Ron Dayne, 2006-07

CONSECUTIVE SEASONS LEADING TEAM

- 3 Arian Foster, 2010-12
- 2 Domanick Williams#, 2003-04
- Ron Dayne, 2006-07

CAREER

- 54 Arian Foster, 2009-15
- 23 Domanick Williams#, 2003-05
- 12 Steve Slaton, 2008-10

SEASON

- 16 Arian Foster, 2010
- 15 Arian Foster, 2012
- 13 Domanick Williams#, 2004
- 10 Arian Foster, 2011
- 9 Steve Slaton, 2008

GAME

- 3 Ben Tate vs. New England, 12/1/13
- 3 Arian Foster vs. Indianapolis, 9/12/10
- 3 Ryan Moats at Buffalo, 11/1/09

GAME, ROOKIE

- 2 6 times, last by Steve Slaton vs. Jacksonville, 12/01/08

GAME, OPPONENT

- 4 Shaun Alexander at Seattle, 10/16/05
- 3 Devonta Freeman at Atlanta, 10/4/15
- Maurice Jones-Drew vs. Jacksonville, 9/27/09
- Willie Parker vs. Pittsburgh, 9/7/08
- LaBrandon Toefield vs. Jacksonville, 12/24/05

CONSECUTIVE GAMES WITH A RUSHING TOUCHDOWN

- 6 Arian Foster, 10/23/11 – 12/4/11
- Domanick Williams#, 11/28/04 – 1/2/05
- 5 Arian Foster, 9/30/12 – 11/4/12
- Arian Foster, 10/17/10 – 11/21/10
- 4 Arian Foster, 12/18/11 – 9/16/12

- Domanick Williams known as Domanick Davis prior to 2006.

INDIVIDUAL PASSING

SEASONS LEADING TEAM

- 7 Matt Schaub, 2007-13
- 5 David Carr, 2002-06
- 1 Brian Hoyer, 2015

CONSECUTIVE SEASONS LEADING TEAM

- 7 Matt Schaub, 2007-13
- 5 David Carr, 2002-06

PASSER RATING

CAREER (1,500 ATTEMPTS)

- 90.9 Matt Schaub, 2007-13
- 75.5 David Carr, 2002-06

SEASON (224 ATTEMPTS)

- 98.6 Matt Schaub, 2009
- 96.8 Matt Schaub, 2011
- 95.3 Ryan Fitzpatrick, 2014
- 92.7 Matt Schaub, 2008
- 92.0 Matt Schaub, 2010

SEASON, ROOKIE (224 ATTEMPTS)

- 62.8 David Carr, 2002

GAME (20 ATTEMPTS)

- 147.7 Matt Schaub at Tennessee, 10/23/11
- 147.5 Ryan Fitzpatrick vs. Tennessee, 11/30/14
- 144.0 Matt Schaub vs. Cincinnati, 10/26/08
- 140.2 David Carr at Indianapolis, 9/17/06
- 129.7 Matt Schaub vs. Jacksonville, 1/2/11

GAME, OPPONENT (20 ATTEMPTS)

- 146.8 Steve McNair at Tennessee, 10/12/03
- 146.8 Jon Kitna vs. Cincinnati, 11/3/02
- 146.2 Tom Brady at New England, 9/24/17
- 139.8 Ben Roethlisberger vs. Pittsburgh, 9/18/05
- 137.8 Jake Plummer at Denver, 11/7/04

PASSING ATTEMPTS

SEASONS LEADING TEAM

- 7 Matt Schaub, 2007-13
- 5 David Carr, 2002-06
- 1 Brian Hoyer, 2015

CONSECUTIVE SEASONS LEADING TEAM

- 7 Matt Schaub, 2007-13
- 5 David Carr, 2002-06

CAREER

- 3,020 Matt Schaub, 2007-13
- 2,070 David Carr, 2002-06
- 453 Sage Rosenfels, 2006-08

SEASON

- 583 Matt Schaub, 2009
- 574 Matt Schaub, 2010
- 544 Matt Schaub, 2012
- 466 David Carr, 2004

SEASON, ROOKIE

- 444 David Carr, 2002
- 134 T.J. Yates, 2011
- 40 Dave Ragone, 2003

GAME

- 62 Matt Schaub vs. Baltimore, 12/13/10
- 58 Ryan Mallett at Carolina, 9/20/15
- 55 Matt Schaub vs. Jacksonville, 11/18/12
- 54 Matt Schaub at Tennessee, 12/19/10
- David Carr at N.Y. Jets, 11/26/06
- 52 Matt Schaub at Washington, 9/19/10
- 50 Matt Schaub at Arizona, 10/11/09

GAME, OPPONENT

- 61 Matthew Stafford at Detroit, 11/22/12
- 57 Peyton Manning vs. Indianapolis, 9/12/10
- Tommy Maddox at Pittsburgh, 12/8/02
- 55 Chad Henne at Miami, 12/27/09
- 53 Blake Bortles at Jacksonville, 10/18/15
- 52 Peyton Manning at Denver, 9/23/12
- 51 Peyton Manning vs. Denver, 12/22/13

PASS COMPLETIONS

SEASONS LEADING TEAM

- 7 Matt Schaub, 2007-13
- 5 David Carr, 2002-06
- 1 Brian Hoyer, 2015

CONSECUTIVE SEASONS LEADING TEAM

- 7 Matt Schaub, 2007-13
- 5 David Carr, 2002-06

CAREER

- 1,951 Matt Schaub, 2007-13
- 1,243 David Carr, 2002-06
- 297 Sage Rosenfels, 2006-08

SEASON

- 396 Matt Schaub, 2009
- 365 Matt Schaub, 2010
- 350 Matt Schaub, 2012

SEASON, ROOKIE

- 233 David Carr, 2002
- 82 T.J. Yates, 2011
- 20 Dave Ragone, 2003

GAME

- 43 Matt Schaub vs. Jacksonville, 11/18/12
- 39 David Carr at N.Y. Jets, 11/26/06
- 38 Matt Schaub at Washington, 9/19/10
- 35 Matt Schaub at Tennessee, 12/19/10
- Matt Schaub at Arizona, 10/11/09

GAME, OPPONENT

- 40 Peyton Manning vs. Indianapolis, 9/12/10
- 36 Daunte Culpepper vs. Minnesota, 10/10/04
- 34 Peyton Manning at Indianapolis, 11/8/09
- 33 Drew Brees vs. New Orleans, 11/18/07
- Brett Favre vs. Green Bay 11/21/04

CONSECUTIVE COMPLETIONS

- *22 David Carr vs. Buffalo, 11/19/06
- 17 Matt Schaub vs. Jacksonville, 11/18/12
- 16 Matt Schaub vs. Indianapolis (14), 9/23/07; at Atlanta (2), 9/30/07
- 13 David Carr at Indianapolis (9), 9/17/06; vs. Washington (4), 9/24/06
- Ryan Fitzpatrick vs. Washington (5), 9/7/14; at Oakland (8), 9/14/14

CONSECUTIVE COMPLETIONS, OPPONENT

- *22 Mark Brunell vs. Washington, 9/24/06

*Tied NFL record

INDIVIDUAL RECORDS

INDIVIDUAL PASSING (cont.)

PASSING COMPLETION PERCENTAGE

SEASONS LEADING TEAM

- 6 Matt Schaub, 2007, 2009-13
- 5 David Carr, 2002-06
- 1 Brian Hoyer, 2015
- 1 Sage Rosenfels, 2008
- 1 Ryan Fitzpatrick, 2014

CONSECUTIVE SEASONS LEADING TEAM

- 5 Matt Schaub, 2009-13
- 5 David Carr, 2002-06

CAREER (1,500 ATTEMPTS)

- 64.6 Matt Schaub, 2007-13
- 60.0 David Carr, 2002-06

SEASON (224 ATTEMPTS)

- 68.3 David Carr, 2006
- 67.9 Matt Schaub, 2009
- 66.4 Matt Schaub, 2007
- 66.1 Matt Schaub, 2008
- 64.3 Matt Schaub, 2012

GAME (20 ATTEMPTS)

- 85.7 Matt Schaub vs. Cincinnati, 10/26/08
- 84.6 David Carr at Indianapolis, 9/17/06
- 83.9 Matt Schaub vs. Detroit, 10/19/08
- 83.3 David Carr vs. Buffalo, 11/19/06
- 81.8 Matt Schaub vs. Indianapolis, 9/23/07
- 81.8 Matt Schaub vs. Jacksonville, 1/2/11

PASSING YARDS GAINED

SEASONS LEADING TEAM

- 7 Matt Schaub, 2007-13
- 5 David Carr, 2002-06
- 1 Brian Hoyer, 2015
- 1 Ryan Fitzpatrick, 2014

CONSECUTIVE SEASONS LEADING TEAM

- 7 Matt Schaub, 2007-13
- 5 David Carr, 2002-06

CAREER

- 23,221 Matt Schaub, 2007-13
- 13,391 David Carr, 2002-06
- 3,380 Sage Rosenfels, 2006-08

SEASONS, 4,000 OR MORE YARDS PASSING

- 3 Matt Schaub, 2009-10, 12

SEASONS, 3,000 OR MORE YARDS PASSING

- 4 Matt Schaub, 2008-12
- 1 David Carr, 2004

SEASON

- 4,770 Matt Schaub, 2009
- 4,370 Matt Schaub, 2010
- 4,008 Matt Schaub, 2012
- 3,531 David Carr, 2004

SEASON, ROOKIE

- 2,592 David Carr, 2002
- 949 T.J. Yates, 2011
- 135 Dave Ragone, 2003

GAME

- 527 Matt Schaub vs. Jacksonville, 11/18/12 (OT)
- 497 Matt Schaub at Washington, 9/19/10 (OT)
- 416 Matt Schaub vs. Oakland, 10/9/11
- 414 Matt Schaub at Green Bay, 12/7/08

GAME, OPPONENT

- 441 Matthew Stafford at Detroit, 11/22/12 (OT)
- 433 Peyton Manning vs. Indianapolis, 9/12/10
- 426 Donovan McNabb at Washington, 9/19/10
- 421 Steve McNair at Tennessee, 10/12/03

GAMES, 300 OR MORE YARDS PASSING, SEASON

- 9 Matt Schaub, 2009
- 7 Matt Schaub, 2010
- 4 Matt Schaub, 2008

GAMES, 300 OR MORE YARDS PASSING, CAREER

- 27 Matt Schaub, 2007-13
- 4 David Carr, 2002-06
- 1 Brian Hoyer, 2015
- 1 Case Keenum, 2013
- 1 T. J. Yates, 2011
- 1 Ryan Fitzpatrick, 2014

LONGEST PASS COMPLETION

- 81 David Carr to Corey Bradford vs. Buffalo, 10/13/02
- 80 Matt Schaub to Jacoby Jones at Tampa Bay, 11/13/11 (TD)
- 78 Matt Schaub to Arian Foster at Tampa Bay, 11/13/11 (TD)
- 78 Matt Schaub to Arian Foster at Tennessee, 10/23/11 (TD)
- 78 David Carr to Corey Bradford at Miami, 9/7/03
- 77 Matt Schaub to Andre Johnson vs. Kansas City, 9/9/07 (TD)

PASSING AVERAGE GAIN

SEASONS LEADING TEAM (224 ATTEMPTS/SEASON)

- 7 Matt Schaub, 2007-13
- 5 David Carr, 2002-06
- 1 Brian Hoyer, 2015

CONSECUTIVE SEASONS LEADING TEAM

- 7 Matt Schaub, 2007-13
- 5 David Carr, 2002-06

AVERAGE GAIN, CAREER (1,500 ATTEMPTS)

- 7.69 Matt Schaub, 2007-13
- 6.47 David Carr, 2002-06

AVERAGE GAIN, SEASON (224 ATTEMPTS)

- 8.49 Matt Schaub, 2011
- 8.18 Matt Schaub, 2009
- 8.00 Matt Schaub, 2008
- 7.96 Ryan Fitzpatrick, 2014
- 7.75 Matt Schaub, 2007

AVERAGE GAIN, SEASON, ROOKIE (224 ATTEMPTS)

- 5.84 David Carr, 2002

AVERAGE GAIN, GAME (20 ATTEMPTS)

- 12.87 Matt Schaub at Tennessee, 10/23/11
- 11.50 Matt Schaub vs. Jacksonville, 1/2/11
- 10.85 Ryan Fitzpatrick vs. Tennessee, 11/30/14
- 10.84 Case Keenum at Kansas City, 10/20/13
- 10.29 Case Keenum vs. Indianapolis, 11/3/13

AVERAGE GAIN, GAME, OPPONENT (20 ATTEMPTS)

- 15.59 Steve McNair at Tennessee, 10/12/03
- 12.83 Philip Rivers vs. San Diego, 11/7/10
- 12.10 Ben Roethlisberger vs. Pittsburgh, 9/18/05
- 11.85 Peyton Manning at Indianapolis, 11/14/04
- 11.36 Chad Pennington vs. Miami, 10/12/08

PASSING TOUCHDOWNS

SEASONS LEADING TEAM

- 6 Matt Schaub, 2008-13
- 5 David Carr, 2002-06
- 1 Sage Rosenfels, 2007
- 1 Ryan Fitzpatrick, 2014
- 1 Brian Hoyer, 2015

CONSECUTIVE SEASONS LEADING TEAM

- 6 Matt Schaub, 2008-13
- 5 David Carr, 2002-06

CAREER

- 124 Matt Schaub, 2007-13
- 59 David Carr, 2002-06
- 24 Sage Rosenfels, 2006-08

SEASON

- 29 Matt Schaub, 2009
- 24 Matt Schaub, 2010
- 22 Matt Schaub, 2012
- 19 Brian Hoyer, 2015

ROOKIE, SEASON

- 9 David Carr, 2002
- 3 T.J. Yates, 2011

GAME

- 6 Ryan Fitzpatrick vs. Tennessee, 11/30/14
- 5 Matt Schaub vs. Jacksonville, 11/18/12
- Deshaun Watson vs. Kansas City, 10/8/17
- 4 Deshaun Watson vs. Tennessee, 10/1/17
- Matt Schaub at Denver, 9/23/12
- Matt Schaub at Cincinnati, 10/18/09
- Matt Schaub at Tennessee, 9/20/09
- Sage Rosenfels vs. Tennessee, 10/21/07

GAME, OPPONENT

- 6 Aaron Rodgers vs. Green Bay, 10/14/12
- 5 Daunte Culpepper vs. Minnesota, 10/10/04
- Peyton Manning at Indianapolis, 11/14/04
- Tom Brady at New England, 9/24/17

GAMES, FOUR OR MORE TOUCHDOWN PASSES, CAREER

- 4 Matt Schaub, 2007-12
- 2 Deshaun Watson, 2017
- 1 Ryan Fitzpatrick, 2014
- 1 Sage Rosenfels, 2006-08

GAMES, FOUR OR MORE TOUCHDOWN PASSES, SEASON

- 2 Matt Schaub, 2012
- Matt Schaub, 2009
- 1 Ryan Fitzpatrick, 2014
- Sage Rosenfels, 2007

CONSECUTIVE GAMES, TOUCHDOWN PASSES

- 16 Matt Schaub, 11/14/10 – 10/30/11
- 12 Matt Schaub, 11/8/09 – 10/3/10
- Sage Rosenfels, 10/14/07 – 11/9/08
- 8 David Carr, 9/18/05 – 11/13/05
- 6 Matt Schaub, 10/21/12 – 12/2/12
- Matt Schaub, 9/20/09 – 10/25/09
- David Carr, 9/19/04 – 10/31/04

PASSES HAD INTERCEPTED

CAREER

- 78 Matt Schaub, 2007-13
- 65 David Carr, 2002-06
- 23 Sage Rosenfels, 2006-08

SEASON

- 16 Brock Osweiler, 2016
- 15 Matt Schaub, 2009
- David Carr, 2002
- 14 Matt Schaub, 2013
- David Carr, 2004

GAME

- 4 Sage Rosenfels vs. Baltimore, 11/9/08
- David Carr at New England, 12/17/06

GAME, OPPONENT

- 4 David Garrard at Jacksonville, 11/12/06
- Steve McNair at Tennessee, 10/17/04

INDIVIDUAL RECORDS

INDIVIDUAL PASSING (cont.)

PASSES HAD INTERCEPTED (cont.)

CONSECUTIVE PASSES WITHOUT AN INTERCEPTION

- 110 Matt Schaub, 11/14/10 – 12/2/10
- 105 Case Keenum, 10/20/13 – 11/17/13
- 104 Matt Schaub, 11/06/11 – 9/23/12
- 99 Matt Schaub, 12/10/12 – 12/30/12
- David Carr, 12/24/05 – 9/17/06
- David Carr, 10/17/04 – 11/14/04

ATTEMPTS, NO INTERCEPTIONS, GAME

- 43 Case Keenum at Arizona, 11/10/13
- 42 David Carr vs. Minnesota, 10/10/04
- 41 David Carr at Denver, 11/7/04
- 40 Matt Schaub at St. Louis, 12/20/09
- Matt Schaub at Jacksonville, 9/28/08
- Matt Schaub at Atlanta, 9/30/07

ATTEMPTS, NO INTERCEPTIONS, GAME, OPPONENT

- 57 Peyton Manning vs. Indianapolis, 9/12/10
- 52 Peyton Manning at Denver, 9/23/12
- 51 Peyton Manning vs. Denver, 12/22/13
- 50 Daunte Culpepper vs. Minnesota, 10/10/04
- 46 Peyton Manning vs. Indianapolis, 11/16/08

LOWEST INTERCEPTION PERCENTAGE

SEASONS LEADING TEAM

- 6 Matt Schaub, 2007-12
- 5 David Carr, 2002-06
- 1 Ryan Fitzpatrick, 2014
- 1 Brian Hoyer, 2015

CAREER (1,500 ATTEMPTS)

- 2.6 Matt Schaub, 2007-13
- 3.1 David Carr, 2002-06

SEASON (224 ATTEMPTS)

- 1.90 Brian Hoyer, 2015
- 2.05 Matt Schaub, 2011
- 2.09 Matt Schaub, 2010
- 2.21 Matt Schaub, 2012
- 2.37 Case Keenum, 2013
- 2.56 Ryan Fitzpatrick, 2014

SEASON, ROOKIE (224 ATTEMPTS)

- 3.38 David Carr, 2002

TIMES SACKED

CAREER

- 249 David Carr, 2002-06
- 160 Matt Schaub, 2007-13
- 25 Brian Hoyer, 2015

SEASON

- *76 David Carr, 2002
- 68 David Carr, 2005
- 49 David Carr, 2004

GAME

- 9 David Carr at San Diego, 9/15/03
- 8 David Carr at Cleveland, 10/20/02
- David Carr vs. Pittsburgh, 9/18/05
- 7 David Carr vs. Tennessee, 10/9/05
- David Carr at Cincinnati, 10/2/05
- David Carr at Philadelphia, 9/29/02
- 6 Tom Savage vs. Jacksonville, 9/10/17

GAME, OPPONENT

- 8 Blake Bortles vs. Jacksonville, 1/3/16
- 6 Jake Locker at Tennessee, 12/2/12
- 6 Blaine Gabbert at Jacksonville, 11/27/11
- 6 Tommy Maddox at Pittsburgh, 12/8/02

* NFL record

INDIVIDUAL RECEIVING

RECEPTIONS

SEASONS LEADING TEAM

- 10 Andre Johnson, 2003-06, 08-10, 12-14
- 2 DeAndre Hopkins, 2015-16
- 1 Owen Daniels, 2011
- Kevin Walter, 2007
- Billy Miller, 2002

CONSECUTIVE SEASONS LEADING TEAM

- 4 Andre Johnson, 2003-06
- 3 Andre Johnson, 2008-10
- Andre Johnson, 2012-14

CAREER

- 1,012 Andre Johnson, 2003-14
- 385 Owen Daniels, 2006-13
- 354 DeAndre Hopkins, 2013-17
- 326 Kevin Walter, 2006-12

SEASONS, 50 OR MORE PASS RECEPTIONS

- 11 Andre Johnson, 2003-10, 2012-14
- 4 Kevin Walter, 2007-10
- Owen Daniels, 2007-08, 2011-12
- DeAndre Hopkins, 2013-16
- 2 Arian Foster, 2010-11
- 1 Jacoby Jones, 2010

SEASON

- 115 Andre Johnson, 2008
- 112 Andre Johnson, 2012
- 111 DeAndre Hopkins, 2015
- 109 Andre Johnson, 2013
- 103 Andre Johnson, 2006

SEASON, ROOKIE

- 66 Andre Johnson, 2003
- 52 DeAndre Hopkins, 2013
- 50 Steve Slaton, 2008
- 47 Domanick Williams#, 2003
- Will Fuller V, 2016

GAME

- 14 Andre Johnson vs. Jacksonville, 11/18/12 (OT)
- 13 Andre Johnson at Jacksonville, 12/5/13
- 12 6 times, last by A. Johnson at San Diego, 9/9/13

GAME, OPPONENT

- 14 Dallas Clark at Indianapolis, 11/8/09
- 12 4 times, last by A.J. Green vs. Cincinnati, 11/23/14

CONSECUTIVE GAMES PLAYED, PASS RECEPTION

- 133 Andre Johnson, 11/6/05 – 12/21/14
- 88 Owen Daniels, 12/10/06 – 10/6/13
- 70 DeAndre Hopkins, 9/9/13 – 10/15/17 (current)
- 37 Arian Foster, 1/3/10 – 10/21/12
- 35 Andre Johnson, 9/7/03 – 10/2/05
- 35 Kevin Walter, 9/7/08 – 10/10/10

RECEIVING YARDS GAINED

SEASONS LEADING TEAM

- 10 Andre Johnson, 2003-10, 12-13
- 3 DeAndre Hopkins, 2014-16
- 1 Owen Daniels, 2011
- Corey Bradford, 2002

CONSECUTIVE SEASONS LEADING TEAM

- 8 Andre Johnson, 2003-10
- 3 DeAndre Hopkins, 2014-16

CAREER

- 13,597 Andre Johnson, 2003-14
- 4,869 DeAndre Hopkins, 2013-17
- 4,617 Owen Daniels, 2006-13
- 4,083 Kevin Walter, 2006-12
- 2,268 Arian Foster, 2009-15

SEASONS, 1,000 OR MORE YARDS

- 7 Andre Johnson – 2004, 2006, 2008-10, 2012-13
- 2 DeAndre Hopkins – 2014-15

SEASON

- 1,598 Andre Johnson, 2012
- 1,575 Andre Johnson, 2008
- 1,569 Andre Johnson, 2009
- 1,521 DeAndre Hopkins, 2015
- 1,407 Andre Johnson, 2013
- 1,216 Andre Johnson, 2010

SEASON, ROOKIE

- 976 Andre Johnson, 2003
- 802 DeAndre Hopkins, 2013
- 635 Will Fuller V, 2016
- 483 Jabar Gaffney, 2002
- 377 Steve Slaton, 2008

GAME

- 273 Andre Johnson vs. Jacksonville, 11/18/12 (OT)
- 238 DeAndre Hopkins vs. Tennessee, 11/30/14
- 229 Andre Johnson vs. Indianapolis, 11/3/13
- 207 Andre Johnson vs. Tennessee, 12/14/08
- 196 Andre Johnson at St. Louis, 12/20/09
- 193 Andre Johnson vs. Seattle, 12/13/09

GAME, OPPONENT

- 265 Lee Evans vs. Buffalo, 11/19/06
- 236 Justin Blackmon vs. Jacksonville, 11/18/12 (OT)
- 223 T.Y. Hilton vs. Indianapolis, 10/9/14
- 177 Derrick Mason at Tennessee, 10/12/03

GAMES, 100 OR MORE YARDS, CAREER

- 51 Andre Johnson, 2003-14
- 14 DeAndre Hopkins, 2013-17
- 4 Owen Daniels, 2006-12
- 3 Arian Foster, 2009-15
- Corey Bradford, 2002-05
- Kevin Walter, 2006-12

GAMES, 100 OR MORE YARDS, SEASON

- 8 Andre Johnson, 2008
- 6 DeAndre Hopkins, 2015
- 6 Andre Johnson, 2009, 2010, 2012, 2013
- 4 DeAndre Hopkins, 2014

CONSECUTIVE GAMES, 100 OR MORE YARDS

- 4 Andre Johnson, 10/5/08 - 10/26/08
- DeAndre Hopkins, 9/27/15 - 10/18/15
- 3 Andre Johnson, 9/9/07 - 11/18/07
- 2 9 times, last by Andre Johnson, 12/1/13 - 12/5/13
- Will Fuller V, 9/11/16 - 9/18/16

LONGEST RECEPTION

- 81 Corey Bradford from David Carr vs. Buffalo, 10/13/02
- 80 Jacoby Jones from Matt Schaub at Tampa Bay, 11/13/11 (TD)
- 78 Arian Foster from Matt Schaub at Tampa Bay, 11/13/11 (TD)
- Arian Foster from Matt Schaub at Tennessee, 10/23/11 (TD)
- Corey Bradford from David Carr at Miami, 9/7/03 (TD)
- 76 DeAndre Hopkins from Ryan Fitzpatrick vs. Washington, 9/7/14 (TD)

LONGEST RECEPTION, OPPONENT

- 96 Calvin Johnson vs. Detroit, 10/19/08 (TD)
- 84 Troy Edwards vs. Jacksonville, 10/28/03 (TD)
- 83 Lee Evans vs. Buffalo, 11/19/06 (TD)
- 81 Justin Blackmon vs. Jacksonville, 11/18/12 (TD)

INDIVIDUAL RECORDS

INDIVIDUAL RECEIVING (cont.)

RECEIVING AVERAGE

AVERAGE GAIN, CAREER (200 RECEPTIONS)

13.79 DeAndre Hopkins, 2013-17
13.44 Andre Johnson, 2003-14
12.52 Kevin Walter, 2006-12
11.99 Owen Daniels, 2006-13

AVERAGE GAIN, SEASON (32 RECEPTIONS)

17.67 André Davis, 2007
15.92 DeAndre Hopkins, 2014
15.53 Andre Johnson, 2009
15.49 Corey Bradford, 2002
15.42 DeAndre Hopkins, 2013

AVERAGE GAIN, GAME (MIN. 3 RECEPTIONS)

30.50 Andre Johnson at Buffalo, 11/16/03 (4-122)
28.67 Andre Johnson at Detroit, 9/19/04 (3-86)
27.25 Jabar Gaffney at Chicago, 12/19/04 (4-109)
26.50 Joel Dreessen at N.Y. Jets, 11/21/10 (4-106)
26.44 DeAndre Hopkins vs. Tennessee, 11/30/14 (9-238)

RECEIVING TOUCHDOWNS

SEASONS LEADING TEAM

8 Andre Johnson, 2003-04, 2006-10, 2013
3 Corey Bradford, 2002-03, 2005

CONSECUTIVE SEASONS LEADING TEAM

5 Andre Johnson, 2006-10

CAREER

64 Andre Johnson, 2003-14
29 DeAndre Hopkins, 2013-17
Owen Daniels, 2006-13
24 Kevin Walter, 2006-12
18 Corey Bradford, 2002-05

SEASON

11 DeAndre Hopkins, 2015
9 Andre Johnson, 2009
8 Andre Johnson, 2010
Andre Johnson, 2008
Kevin Walter, 2008
Andre Johnson, 2007

SEASON, ROOKIE

5 Owen Daniels, 2006
4 Andre Johnson, 2003

GAME

3 DeAndre Hopkins vs. Kansas City, 10/8/17
Andre Johnson vs. Indianapolis, 11/3/13

GAME, ROOKIE

2 Jalen Strong vs. Indianapolis, 10/8/15
Owen Daniels at Tennessee, 10/29/06
Andre Johnson vs. Kansas City, 9/21/03

GAME, OPPONENT

3 T.Y. Hilton vs. Indianapolis, 11/3/13
Jordy Nelson vs. Green Bay, 10/14/12
Vernon Davis vs. San Francisco, 10/25/09
Steve Smith at Carolina, 9/16/07
Terrell Owens at Dallas, 10/15/06
Derrick Mason at Tennessee, 10/12/03

CONSECUTIVE GAMES, TOUCHDOWNS

4 Arian Foster, 10/20/14 - 11/30/14
Andre Johnson, 12/13/10 - 9/18/11
Andre Johnson, 12/2/07 - 12/23/07

INDIVIDUAL PUNTING

SEASONS LEADING TEAM

5 Chad Stanley, 2002-06
4 Matt Turk, 2007-10
4 Shane Lechler, 2013-16

CONSECUTIVE SEASONS LEADING TEAM

5 Chad Stanley, 2002-06
4 Matt Turk, 2007-10
4 Shane Lechler, 2013-16

PUNTS

CAREER

437 Chad Stanley, 2002-06
370 Shane Lechler, 2013-17
254 Matt Turk, 2007-11
88 Donnie Jones, 2012

SEASON

114 Chad Stanley, 2002
97 Chad Stanley, 2003
95 Shane Lechler, 2015
88 Shane Lechler, 2013
Donnie Jones, 2012

GAME

11 Chad Stanley at Indianapolis, 12/1/02
10 Donnie Jones at Tennessee, 12/2/12
Brett Hartmann at Jacksonville, 11/27/11
Chad Stanley at Jacksonville, 12/7/03
Chad Stanley at Pittsburgh, 12/8/02
Chad Stanley at San Diego, 9/15/02
Chad Stanley vs. Dallas, 9/8/02

GAME, OPPONENT

11 Marquette King vs. Oakland, 11/17/13
10 Darren Bennett at San Diego, 9/15/02
9 6 times, last Colton Schmidt vs. Buffalo, 9/28/14

LONGEST PUNT

71 Shane Lechler vs. Indianapolis, 10/9/14
69 Brett Hartmann at Miami, 9/18/11
66 Donnie Jones at Denver, 9/23/12
Brett Hartmann vs. Atlanta, 12/4/11
65 Shane Lechler at Oakland, 9/14/14
Shane Lechler at Arizona, 11/10/13
Donnie Jones vs. Minnesota, 12/23/12

LONGEST PUNT, OPPONENT

75 Mat McBriar at Dallas, 10/15/06
74 Sam Koch vs. Baltimore, 11/9/08
70 Brett Kern at Tennessee, 12/2/12
Brandon Fields vs. Miami, 9/18/11

PUNT AVERAGE

CAREER (250 PUNTS)

47.5 Shane Lechler, 2013-17
42.3 Matt Turk, 2007-11
41.0 Chad Stanley, 2002-06

SEASON (40 PUNTS)

47.6 Shane Lechler, 2013
47.5 Shane Lechler, 2016
47.3 Shane Lechler, 2015
47.2 Donnie Jones, 2012
46.3 Shane Lechler, 2014
44.4 Brett Hartmann, 2011

GAME (4 PUNTS)

58.9 Shane Lechler at Arizona, 11/10/13 (7 punts)
54.5 Shane Lechler vs. Indianapolis, 10/9/14 (4 punts)
54.2 Donnie Jones at Denver, 9/23/12 (5 punts)
52.8 Brett Hartmann vs. Atlanta, 12/4/11 (5 punts)
52.3 Shane Lechler at Tennessee, 12/27/15 (6 punts)

GAME, OPPONENT (4 PUNTS)

56.8 Shane Lechler at Oakland, 12/3/06 (4 punts)
Mat McBriar at Dallas, 10/15/06 (4 punts)
53.9 Brett Nortman at Carolina, 9/20/15 (7 punts)
53.4 Shane Lechler vs. Oakland, 10/4/09 (8 punts)
52.8 Mike Scifres at San Diego, 10/28/07 (5 punts)
52.2 Bryan Anger at Jacksonville, 9/16/12 (9 punts)

PUNTS HAD BLOCKED

CONSECUTIVE PUNTS, NONE BLOCKED

327 Chad Stanley, 2002-06
254 Matt Turk, 2007-11
261 Shane Lechler, 2014-17
99 Shane Lechler, 2013-14

PUNTS HAD BLOCKED, CAREER

2 Chad Stanley, 2002-06
1 Shane Lechler, 2013-15

PUNTS HAD BLOCKED, SEASON

2 Chad Stanley, 2002
1 Shane Lechler, 2014

PUNTS INSIDE THE 20

CAREER

135 Chad Stanley, 2002-06
127 Shane Lechler, 2013-17
88 Matt Turk, 2007-11

SEASON

36 Chad Stanley, 2002
36 Chad Stanley, 2003
34 Shane Lechler, 2013

GAME

6 Chad Stanley vs. Dallas, 9/8/02
5 Shane Lechler vs. Tennessee, 9/15/13
Donnie Jones at Tennessee, 12/2/12
Chad Stanley at San Francisco, 1/1/06

GAME, OPPONENT

6 Brett Kern at Tennessee, 12/29/13
5 Sam Koch vs. Baltimore, 12/13/10
Mike Scifres at San Diego, 10/28/07
Craig Hentrich vs. Tennessee, 12/10/06

INDIVIDUAL RECORDS

PUNT RETURNS

PUNT RETURNS

SEASONS LEADING TEAM

- 5 Jacoby Jones, 2007-11
- 3 Keshawn Martin, 2012-14
- 2 J.J. Moses, 2003-04

CAREER

- 179 Jacoby Jones, 2007-11
- 86 Keshawn Martin, 2012-15
- 72 J.J. Moses, 2003-04

SEASON

- 49 Jacoby Jones, 2011
- 39 Jacoby Jones, 2009
- 39 Keshawn Martin, 2013
- 36 Keith Mumphery, 2015
- J.J. Moses, 2003, 04
- Jermaine Lewis, 2002

SEASON, ROOKIE

- 36 Keith Mumphery, 2015
- 30 Jacoby Jones, 2007
- 27 Tyler Ervin, 2016
- 22 Keshawn Martin, 2012
- 12 Jerome Mathis, 2005

GAME

- 7 Keshawn Martin vs. Oakland, 11/17/13
- Jacoby Jones at Jacksonville, 11/27/11
- Jacoby Jones vs. Oakland, 10/4/09
- 6 Trindon Holliday at Jacksonville, 9/16/12
- Keith Mumphery at Carolina, 9/20/15

GAME, OPPONENT

- 6 Patrick Peterson at Arizona, 11/10/13
- Marcus Sherels vs. Minnesota, 12/23/12
- Darius Reynaud at Tennessee, 12/2/12
- David Allen at Jacksonville, 12/7/03
- Antwaan Randle El at Pittsburgh, 12/8/02
- Troy Walters at Indianapolis, 12/1/02

FAIR CATCHES

CAREER

- 60 Jacoby Jones, 2007-11
- 55 Keshawn Martin, 2012-14
- 20 J.J. Moses, 2003-04

SEASON

- 24 Keshawn Martin, 2014
- 21 Keshawn Martin, 2013
- 17 Jacoby Jones, 2008
- Jermaine Lewis, 2002
- 15 Jacoby Jones, 2010

GAME

- 4 Keshawn Martin vs. Indianapolis, 10/9/14
- Keshawn Martin at Tennessee, 12/29/13
- Dexter Wynn vs. Buffalo, 11/19/06
- Jermaine Lewis vs. Dallas, 9/8/02

GAME, OPPONENT

- 5 Dante Hall vs. Kansas City, 9/21/03
- 4 7 times, last by Ace Sanders vs. Jacksonville, 11/24/13

PUNT RETURN YARDS GAINED

SEASONS LEADING TEAM

- 5 Jacoby Jones, 2007-11
- 3 Keshawn Martin, 2012-14
- 2 J.J. Moses, 2003-04

CAREER

- 1,820 Jacoby Jones, 2007-11
- 766 Keshawn Martin, 2012-15
- 553 J.J. Moses, 2003-04

SEASON

- 518 Jacoby Jones, 2011
- 427 Jacoby Jones, 2009
- 386 Jacoby Jones, 2008

SEASON, ROOKIE

- 286 Jacoby Jones, 2007
- 280 Keith Mumphery, 2015
- 267 Keshawn Martin, 2012
- 261 Tyler Ervin, 2016

GAME

- 125 Keshawn Martin vs. Oakland, 11/17/13
- 100 Jacoby Jones at Arizona, 10/11/09
- 92 Avion Black vs. Baltimore, 12/15/02
- 91 Jacoby Jones at Jacksonville, 11/27/11
- Jacoby Jones vs. Indianapolis, 9/11/11

GAME, OPPONENT

- 93 Tandon Doss at Baltimore, 9/22/13
- 81 DeAnthony Thomas vs. Kansas City, 9/13/15
- 80 Johnnie Lee Higgins at Oakland, 12/21/08
- Adam Jones at Tennessee, 12/11/05
- 76 Marcus Thigpen vs. Miami, 9/9/12

LONGEST PUNT RETURN

- 87 Keshawn Martin vs. Oakland, 11/17/13
- 791 Jacoby Jones vs. Indianapolis, 9/11/11
- 76 Avion Black vs. Baltimore, 12/15/02
- 74 Jacoby Jones vs. Indianapolis, 9/23/07
- 731 Jacoby Jones vs. Cincinnati, 10/26/08

PUNT RETURN AVERAGE

CAREER (75 RETURNS)

- 10.17 Jacoby Jones, 2007-11
- 8.91 Keshawn Martin, 2012-14

SEASON (20 RETURNS)

- 12.14 Keshawn Martin, 2012
- 12.06 Jacoby Jones, 2008
- 10.92 Jacoby Jones, 2009
- 9.67 Tyler Ervin, 2016

SEASON, ROOKIE (20 RETURNS)

- 12.14 Keshawn Martin, 2012
- 9.67 Tyler Ervin, 2016

GAME (3 RETURNS)

- 30.67 Avion Black vs. Baltimore, 12/15/02
- 30.33 Jacoby Jones vs. Indianapolis, 9/11/11
- 21.75 Jacoby Jones vs. Miami, 10/12/08
- 20.00 Jacoby Jones at Arizona, 10/11/09

GAME, OPPONENT (3 RETURNS)

- 26.67 Adam Jones at Tennessee, 12/11/05
- 22.33 Griff Whalen at Indianapolis, 12/16/13
- 19.67 Adam Jones at Tennessee, 10/29/06

PUNT RETURN TOUCHDOWNS

CAREER

- 3 Jacoby Jones, 2007-11
- 1 Keshawn Martin, 2012-15
- Avion Black, 2002
- Will Fuller V, 2016-2017

SEASON

- 2 Jacoby Jones, 2008
- 1 Keshawn Martin, 2013
- Jacoby Jones, 2011
- Avion Black, 2002
- Will Fuller V, 2016

GAME

- 1 Will Fuller V vs. Tennessee, 10/2/16 (67 yards)
- Keshawn Martin vs. Oakland, 11/17/13 (87)
- Jacoby Jones vs. Indianapolis, 9/11/11 (79)
- Jacoby Jones vs. Cincinnati, 10/26/08 (73)
- Jacoby Jones vs. Miami, 10/12/08 (70)
- Avion Black vs. Baltimore, 12/15/02 (76)

GAME, OPPONENT

- 1 Tyreek Hill vs. Kansas City, 10/8/17 (82 yards)
- Tandon Doss at Baltimore, 9/22/13 (82)
- Marcus Thigpen vs. Miami, 9/9/12 (72)
- Johnnie Lee Higgins at Oakland, 12/21/08 (80)
- Adam Jones at Tennessee, 10/29/06 (53)
- Adam Jones at Tennessee, 12/11/05 (52)
- Dante Hall vs. Kansas City, 9/21/03 (73)

KICKOFF RETURNS

KICKOFF RETURNS

SEASONS LEADING TEAM

- 3 André Davis, 2007-09
- 2 Keshawn Martin, 2012-13
- J.J. Moses, 2003-04
- 1 Danieal Manning, 2014
- Keith Mumphery, 2015
- Tyler Ervin, 2016

CAREER

- 117 J.J. Moses, 2003-04
- 108 André Davis, 2007-09
- 72 Jerome Mathis, 2005-07
- 68 Keshawn Martin, 2012-15

SEASON

- 59 J.J. Moses, 2004
- 58 J.J. Moses, 2003
- 54 Jerome Mathis, 2005

SEASON, ROOKIE

- 54 Jerome Mathis, 2005
- 31 Keshawn Martin, 2012
- 20 Vernand Morency, 2005

GAME

- 8 Dexter Wynn at New England, 12/17/06
- 7 10 times, last by Jacoby Jones at Indianapolis, 11/1/10

GAME, OPPONENT

- 7 Devin Moore vs. Indianapolis, 9/12/10
- Reggie Swinton vs. Arizona, 12/18/05
- Doug Gabriel vs. Oakland, 10/3/04

KICKOFF RETURN YARDS

SEASONS LEADING TEAM

- 3 André Davis, 2007-09
- 2 Keshawn Martin, 2012-13
- J.J. Moses, 2003-04
- Danieal Manning, 2011, 2014

CAREER

- 2,743 André Davis, 2007-09
- 2,658 J.J. Moses, 2003-04
- 2,054 Jerome Mathis, 2005-07
- 1,707 Keshawn Martin, 2012-15

SEASON

- 1,542 Jerome Mathis, 2005
- 1,355 J.J. Moses, 2003
- 1,303 J.J. Moses, 2004

SEASON, ROOKIE

- 1,542 Jerome Mathis, 2005
- 741 Keshawn Martin, 2012
- 437 Vernand Morency, 2005

INDIVIDUAL RECORDS

KICKOFF RETURNS (cont.)

KICKOFF RETURN YARDS (cont.)

GAME

- 266 Jerome Mathis vs. Kansas City, 11/20/05
- 266 Jerome Mathis vs. Indianapolis, 10/23/05
- 234 André Davis vs. Jacksonville, 12/30/07
- 233 Jerome Mathis vs. Indianapolis, 9/23/07
- 186 J.J. Moses at Cincinnati, 11/9/03

GAME, OPPONENT

- 233 David Reed vs. Baltimore, 12/13/10
- 199 Doug Gabriel vs. Oakland, 10/3/04
- 196 Jacoby Jones vs. Baltimore, 10/21/12
- 187 Danieal Manning vs. Chicago, 12/28/08
- 176 Ted Ginn Jr. vs. Miami, 10/7/07

LONGEST, GAME (ALL TDS)

- 104 André Davis vs. Jacksonville, 12/30/07
- 99 Jerome Mathis vs. Kansas City, 11/20/05
- 97 André Davis vs. Jacksonville, 12/30/07
- 97 André Davis vs. Tampa Bay, 12/9/07
- 95 Jacoby Jones vs. Oakland, 10/4/09

LONGEST, GAME, OPPONENT (ALL TDS)

- 103 David Reed vs. Baltimore, 12/13/10
- 101 Deji Karim at Indianapolis, 12/30/12
- 100 Joe McKnight at N.Y. Jets, 10/8/12
- 99 Eddie Drummond at Detroit, 9/19/04
- 95 André Davis at Cleveland, 10/20/02

KICKOFF RETURN AVERAGE

CAREER (75 RETURNS)

- 25.40 André Davis, 2007-09
- 22.72 J.J. Moses, 2003-04

SEASON (20 RETURNS)

- 30.25 André Davis, 2007
- 28.56 Jerome Mathis, 2005
- 26.58 Jacoby Jones, 2009

SEASON, ROOKIE (20 RETURNS)

- 28.6 Jerome Mathis, 2005
- 23.1 Keshawn Martin, 2012

GAME (3 RETURNS)

- 46.80 André Davis vs. Jacksonville, 12/30/07
- 38.00 Jerome Mathis vs. Kansas City, 11/20/05
- 38.00 Jerome Mathis vs. Indianapolis, 10/23/05
- 37.00 Jerome Mathis at Oakland, 12/3/06

GAME, OPPONENT (3 RETURNS)

- 53.00 Deji Karim at Indianapolis, 12/30/12
- 42.00 André Davis at Cleveland, 10/20/02
- 39.33 Eddie Drummond at Detroit, 9/19/04
- 38.84 David Reed vs. Baltimore, 12/13/10

KICKOFF RETURN TOUCHDOWNS

CAREER

- 3 André Davis, 2007
- Jerome Mathis, 2005-07
- 1 Jacoby Jones, 2007-11

SEASON

- 3 André Davis, 2007
- 2 Jerome Mathis, 2005
- 1 Jacoby Jones, 2009
- Jerome Mathis, 2007

ROOKIE, SEASON

- 2 Jerome Mathis, 2005

GAME

- *2 André Davis vs. Jacksonville, 12/30/07 (104 and 97 yards)
- 1 Jacoby Jones vs. Oakland, 10/4/09 (95)
- André Davis vs. Tampa Bay, 12/9/07 (97)
- Jerome Mathis vs. Indianapolis, 9/23/07 (94)
- Jerome Mathis vs. Kansas City, 11/20/05 (99)
- Jerome Mathis vs. Indianapolis, 10/23/05 (89)

* Tied NFL record

GAME, OPPONENT

- 1 Deji Karim at Indianapolis, 12/30/12 (101 yards)
- Joe McKnight at N.Y. Jets, 10/8/12 (100)
- David Reed vs. Baltimore, 12/13/10 (103)
- Ellis Hobbs at New England, 12/17/06 (93)
- Eddie Drummond at Detroit, 9/19/04 (99)
- André Davis at Cleveland, 10/20/02 (95)

BLOCKED PUNTS/KICKS

BLOCKED PUNTS

CAREER

- 2 Bryan Braman, 2011-13
- Ramon Walker, 2002-05
- 1 Alfred Blue, 2014-17
- Antwan Peek, 2003-05
- Jimmy McClain, 2002

SEASON

- 2 Bryan Braman, 2012
- 1 Ramon Walker, 2005
- Antwan Peek, 2004
- Ramon Walker, 2003
- Jimmy McClain, 2002
- Alfred Blue, 2014

GAME

- 1 Alfred Blue vs. Washington, 9/7/14
- Bryan Braman vs. Indianapolis, 12/16/12
- Bryan Braman vs. Green Bay, 10/14/12
- Ramon Walker at San Francisco, 11/10/06
- Antwan Peek at Denver, 11/7/04
- Ramon Walker vs. New England, 11/23/03
- Jimmy McClain at Washington, 12/22/02

GAME, OPPONENT

- 1 Demontre Moore at N.Y. Giants, 9/21/14
- Randy Starks vs. Tennessee, 11/28/04
- Rocky Boiman vs. Tennessee, 12/29/02
- Eric Westmoreland at Jacksonville, 10/27/02

BLOCKED PUNT RETURNS

CAREER

- 1 Alfred Blue, 2014-17
- DeVier Posey, 2012-14
- Bryan Braman, 2011-13
- Jonathan Wells, 2002-05
- Kevin Williams, 2002

SEASON

- 1 Alfred Blue, 2014
- DeVier Posey, 2012
- Bryan Braman, 2012
- Jonathan Wells, 2002
- Kevin Williams, 2002

GAME

- 1 Alfred Blue vs. Washington, 9/7/14
- Bryan Braman vs. Indianapolis, 12/16/12
- DeVier Posey vs. Green Bay, 10/14/12
- Jonathan Wells at Denver, 11/7/04
- Kevin Williams at Washington, 12/22/02

BLOCKED FIELD GOALS

CAREER

- 3 J.J. Watt 2011-17
- 1 Jared Crick, 2012-15
- Danieal Manning, 2011-14
- Bernard Pollard, 2009-10
- Dunta Robinson, 2004-09
- Eric Brown, 2002-04
- Ramon Walker, 2002-04

SEASON

- 2 J.J. Watt, 2013
- 1 Jared Crick, 2015
- Danieal Manning, 2011
- J.J. Watt, 2011
- Bernard Pollard, 2010
- Dunta Robinson, 2007
- Eric Brown, 2003
- Ramon Walker, 2003

GAME

- 1 9 times, last by Jared Crick at Carolina, 9/20/15

GAME, OPPONENT

- 1 12 times, last by Justin Tuck at Oakland, 9/14/14

BLOCKED PATS

CAREER

- 1 J.J. Watt, 2011-17
- Michael Boulware, 2007
- Seth Payne, 2002-06

SEASON

- 1 J.J. Watt, 2014
- Michael Boulware, 2007
- Seth Payne, 2006

GAME

- 1 J.J. Watt vs. Washington, 9/7/14
- Michael Boulware at Jacksonville, 10/14/07
- Seth Payne at Indianapolis, 9/17/06

GAME, OPPONENT

- 1 Albert Haynesworth at Tampa Bay, 11/13/11
- Robaire Smith at Tennessee, 10/29/06

TOTAL RETURN YARDS

CAREER

- 3,310 Jacoby Jones, 2007-11 (p- 1,820, k- 1,490)
- 3,211 J.J. Moses, 2003-04 (p- 553, k- 2,658)
- 2,743 André Davis, 2007-09 (p- 0, k- 2,743)
- 2,473 Keshawn Martin, 2012-15 (p- 766, k- 1,707)
- 2,122 Jerome Mathis, 2005-07 (p- 68, k- 2,054)

SEASON

- 1,612 J.J. Moses, 2004 (p- 309, k- 1,303)
- 1,610 Jerome Mathis, 2005 (p- 68, k- 1,542)
- 1,599 J.J. Moses, 2003 (p- 244, k- 1,355)
- 1,292 Keshawn Martin, 2013 (p- 345, k- 947)
- 1,241 Jermaine Lewis, 2002 (p- 280, k- 961)

GAME

- 266 Jerome Mathis vs. Kansas City, 11/20/05 (p-0, k- 266)
- 266 Jerome Mathis vs. Indianapolis, 10/23/05 (p-0, k- 266)
- 238 Keshawn Martin vs. Jacksonville, 11/18/12 (p-76, k- 162)
- 234 André Davis vs. Jacksonville, 12/30/07 (p-0, k- 234)
- 233 Jerome Mathis vs. Indianapolis, 9/23/07 (p-0, k- 233)

GAME, OPPONENT

- 233 David Reed vs. Baltimore, 12/13/10 (p- 0, k-233)
- 213 Marcus Thigpen vs. Miami, 9/9/12 (p-76, k-137)
- 199 Doug Gabriel vs. Oakland, 10/3/04 (p- 0, k- 199)

INDIVIDUAL RECORDS

SPECIAL TEAMS TOUCHDOWNS

CAREER

- 4 Jacoby Jones, 2007-11
- 3 André Davis, 2007-09
- Jerome Mathis, 2005-07

SEASON

- 3 André Davis, 2007
- 2 Jerome Mathis, 2005
- Jacoby Jones, 2008

GAME

- *2 André Davis vs. Jacksonville, 12/30/07 (104 yards KR and 97 KR)
- 1 Will Fuller V vs. Tennessee, 10/2/16 (67 PR)
- Alfred Blue vs. Washington, 9/7/14 (5 BP)
- Keshawn Martin vs. Oakland, 11/17/13 (87 PR)
- Bryan Braman vs. Indianapolis, 12/16/12 (8 BP)
- Devier Posey vs. Green Bay, 10/14/12 (0 BP)
- Jacoby Jones vs. Indianapolis, 9/11/11 (79 PR)
- Jacoby Jones vs. Oakland, 10/4/09 (95 KR)
- Jacoby Jones vs. Cincinnati, 10/26/08 (73 PR)
- Jacoby Jones vs. Miami, 10/12/08 (70 PR)
- André Davis vs. Tampa Bay, 12/9/07 (97 KR)
- Jerome Mathis vs. Indianapolis, 9/23/07 (94 KR)
- Jerome Mathis vs. Kansas City, 11/20/05 (99 KR)
- Jerome Mathis vs. Indianapolis, 10/23/05 (89 KR)
- Avion Black vs. Baltimore, 12/15/02 (76 PR)

* Tied NFL record

INTERCEPTIONS

INTERCEPTIONS

SEASONS LEADING TEAM

- 2 Dunta Robinson, 2004, 2006 (tied)
- Kareem Jackson, 2012, 2014 (tied)

CAREER

- 14 Johnathan Joseph, 2011-17
- 13 Dunta Robinson, 2004-08
- Kareem Jackson, 2010-17
- 11 Marcus Coleman, 2002-05
- Aaron Glenn, 2002-04
- 9 Quintin Demps, 2010-16
- 8 Brian Cushing, 2009-17
- 7 Jason Allen, 2010-11
- 6 A.J. Bouye, 2013-16
- Andre Hal, 2014-17

SEASON

- 7 Marcus Coleman, 2003
- 6 Dunta Robinson, 2004
- Quintin Demps, 2016
- 5 Aaron Glenn, 2004
- Aaron Glenn, 2002

SEASON, ROOKIE

- 6 Dunta Robinson, 2004
- 4 Brian Cushing, 2009
- 3 Fred Bennett, 2007
- 2 Kareem Jackson, 2010

GAME

- 3 Glover Quin vs. Tennessee, 11/28/10
- 2 11 times, last by Johnathan Joseph vs. Cleveland, 10/15/17

GAME, OPPONENT

- 2 14 times, last by Mike Adams vs. Indianapolis, 10/8/15

CONSECUTIVE GAMES WITH AN INTERCEPTION

- 2 14 times, last by Johnathan Joseph, 11/23/14-11/30/14

INTERCEPTION YARDS

SEASONS LEADING TEAM

- 2 Johnathan Joseph, 2012-13
- 1 13 times, last by Quintin Demps, 2016

GAINED, CAREER

- 364 Johnathan Joseph, 2011-17
- 310 Kareem Jackson, 2010-16
- 221 Aaron Glenn, 2002-04
- 217 Marcus Coleman, 2002-05
- 162 Dunta Robinson, 2004-09

SEASON

- 181 Aaron Glenn, 2002
- 146 Dunta Robinson, 2004
- 121 Bernard Pollard, 2009
- 120 A.J. Bouye, 2014
- 116 Marcus Coleman, 2004

SEASON, ROOKIE

- 146 Dunta Robinson, 2004
- 47 Fred Bennett, 2007
- 26 Brian Cushing, 2009

GAME

- 135 Aaron Glenn at Pittsburgh, 12/8/02
- 102 Marcus Coleman at Kansas City, 9/28/04
- 95 Marlon McCree vs. Tennessee, 12/21/03

GAME, OPPONENT

- 102 Artrell Hawkins vs. Cincinnati, 11/3/02
- 99 Cortland Finnegan vs. Tennessee, 9/21/08
- 98 Alec Ogletree vs. St. Louis, 10/13/13

LONGEST RETURN

- 1021 Marcus Coleman at Kansas City, 9/26/04
- 951 Marlon McCree vs. Tennessee, 12/21/03
- 86 Brice McCain at N.Y. Jets, 10/8/12
- 821 Johnathan Joseph vs. Cleveland, 10/15/17
- 801 J.J. Watt vs. Buffalo Bills, 9/28/14

LONGEST RETURN, OPPONENT (ALL TDS)

- 102 Artrell Hawkins vs. Cincinnati, 11/3/02
- 99 Cortland Finnegan vs. Tennessee, 9/21/08
- 98 Alec Ogletree vs. St. Louis, 10/13/13
- 91 Darius Butler vs. New England, 1/3/10

INTERCEPTIONS RETURNED FOR TOUCHDOWN

INTERCEPTIONS RETURNED FOR TOUCHDOWNS CAREER

- 3 Kareem Jackson, 2010-17
- Johnathan Joseph, 2011-17
- 2 Aaron Glenn, 2002-04
- 1 Dylan Cole, 2017
- Andre Hal, 2015-16
- J.J. Watt, 2011-16
- A.J. Bouye, 2013-16
- Brian Cushing, 2009-2016
- Kendrick Lewis, 2014
- Danieal Manning, 2011-14
- Brice McCain, 2009-13
- Bernard Pollard, 2009
- Dunta Robinson, 2004-08
- DeMarcus Faggins, 2002-08
- Jacques Reeves, 2008
- Marcus Coleman, 2002-05
- Marlon McCree, 2003-04

SEASON

- 2 Aaron Glenn, 2002
- 1 17 times, last by Kareem Jackson, 2016

GAME

- 2 Aaron Glenn vs. Pittsburgh, 12/8/02

PASSES DEFENSED

SEASONS LEADING TEAM

- 4 Johnathan Joseph, 2011; 2013-15
- 3 Dunta Robinson, 2004-06
- 2 Marcus Coleman, 2002-03
- Glover Quin, 2009-10

CAREER

- 85 Johnathan Joseph, 2011-17
- 63 Dunta Robinson, 2004-09
- 61 Kareem Jackson, 2010-17
- 56 Marcus Coleman, 2002-05
- 47 J.J. Watt, 2011-17
- Glover Quin, 2009-12

SEASON

- 22 Marcus Coleman, 2003
- Marcus Coleman, 2002
- Johnathan Joseph, 2015
- 19 Jacques Reeves, 2008
- Dunta Robinson, 2004
- 18 Aaron Glenn, 2002
- 17 Kareem Jackson, 2012

GAME

- 6 Aaron Glenn vs. Dallas, 9/8/02
- 5 4 times, last by J. Joseph vs. Tampa Bay, 9/27/15

TACKLES

CAREER

- 651 Brian Cushing, 2009-17
- 636 DeMeco Ryans, 2006-11
- 442 Jamie Sharper, 2002-04
- 429 Kareem Jackson, 2010-17
- 396 Dunta Robinson, 2004-09

SEASON

- 166 Jamie Sharper, 2003
- 156 DeMeco Ryans, 2006
- 139 Jamie Sharper, 2004
- 137 Jay Foreman, 2002
- Jamie Sharper, 2002

GAME

- 17 Brian Cushing at N.Y. Giants, 9/21/14
- Jamie Sharper at Tampa Bay, 12/14/03
- Jamie Sharper at Cincinnati, 11/9/03
- 16 Jay Foreman vs. New England, 11/23/03
- Benardrick McKinney at New England, 9/22/16

SOLO TACKLES, CAREER

- 479 DeMeco Ryans, 2006-11
- 417 Brian Cushing, 2009-16
- 359 Kareem Jackson, 2010-17
- 332 Dunta Robinson, 2004-09
- 311 J.J. Watt, 2011-17

SOLO TACKLES, SEASON

- 126 DeMeco Ryans, 2006
- 107 Jamie Sharper, 2003
- 101 Jay Foreman, 2003
- Jay Foreman, 2002

SOLO TACKLES, GAME

- 14 DeMeco Ryans at Oakland, 12/3/06
- Jay Foreman vs. New England, 11/23/03
- 13 Glover Quin at Jacksonville, 11/14/10
- Xavier Adibi at Indianapolis, 11/16/08
- DeMeco Ryans at N.Y. Jets, 11/26/06

INDIVIDUAL RECORDS

SACKS

SEASONS LEADING TEAM

- 4 J.J. Watt, 2012-15
- 4 Mario Williams, 2007-10
- 1 6 times, last by Connor Barwin, 2011

CAREER

- 76.0 J.J. Watt, 2011-17
- 53.0 Mario Williams, 2006-11
- 38.5 Whitney Mercilus, 2012-17
- 27.5 Antonio Smith, 2009-13, 2016
- 19.0 Connor Barwin, 2009-12

SEASON

- 20.5 J.J. Watt, 2014
- J.J. Watt, 2012
- 17.5 J.J. Watt, 2015
- 14.0 Mario Williams, 2007
- 12.0 Mario Williams, 2008
- 12.0 Whitney Mercilus, 2015
- 11.5 Connor Barwin, 2011

FUMBLES

CAREER

- 68 David Carr, 2002-06
- 38 Matt Schaub, 2007-13
- 16 Arian Foster, 2009-15
- 10 Andre Johnson, 2003-14
- Ben Tate, 2011-13
- Steve Slaton, 2008-10
- Domanick Williams#, 2003-05

SEASON

- 21 David Carr, 2002
- 17 David Carr, 2005
- 16 David Carr, 2006
- 10 Matt Schaub, 2008
- David Carr, 2004

GAME

- 3 8 times, last by Sage Rosenfels vs. Indianapolis, 10/5/08

FUMBLES FORCED

CAREER

- 15 J.J. Watt, 2011-17
- 11 Mario Williams, 2006-11
- 9 Brian Cushing, 2009-17
- 7 Whitney Mercilus, 2012-2017
- Antonio Smith, 2009-13
- 6 Dunta Robinson, 2004-09
- DeMeco Ryans, 2006-11
- Jamie Sharper, 2002-04

SEASON

- 4 J.J. Watt, 2014
- J.J. Watt, 2013
- J.J. Watt, 2012
- Bernard Pollard, 2010
- Mario Williams, 2008
- Shantee Orr, 2005

GAME

- 2 Johnathan Joseph at Oakland, 9/14/14
- J.J. Watt at Arizona, 11/10/13
- Brian Cushing at Indianapolis, 12/22/11
- Brian Cushing at Cincinnati, 10/18/09
- Shantee Orr vs. Jacksonville, 12/24/05
- Eric Brown vs. Indianapolis, 12/28/03
- Jamie Sharper at Buffalo, 11/16/03

OWN FUMBLES RECOVERED

CAREER

- 28 David Carr, 2002-06
- 11 Matt Schaub, 2007-13
- 6 Chester Pitts, 2002-09
- 4 Ryan Fitzpatrick, 2014
- Duane Brown, 2008-14
- Arian Foster, 2009-14
- Andre Johnson, 2003-14
- Jacoby Jones, 2007-11

SEASON

- 12 David Carr, 2002
- 6 David Carr, 2005
- 5 David Carr, 2006
- 4 Ryan Fitzpatrick, 2014
- Matt Schaub, 2008
- David Carr, 2004

GAME

- 2 Wade Smith at Baltimore, 10/16/11
- David Carr vs. Kansas City, 11/20/05
- David Carr at Detroit, 9/19/04
- David Carr at Washington, 12/22/02
- David Carr at Pittsburgh, 12/8/02

OPPONENTS' FUMBLES RECOVERED

CAREER

- 13 J.J. Watt, 2011-17
- 8 DeMeco Ryans, 2006-10
- 5 Morlon Greenwood, 2005-07
- 4 Tim Dobbins, 2011-13
- C.C. Brown, 2005-08
- Jamie Sharper, 2002-04

SEASON

- 5 J.J. Watt, 2014
- 4 Tim Dobbins, 2012
- 3 DeMeco Ryans, 2008
- DeMeco Ryan, 2007
- C.C. Brown, 2007
- Morlon Greenwood, 2006
- Jamie Sharper, 2002

GAME

- 2 J.J. Watt at Arizona, 11/10/13
- DeMeco Ryans vs. Tennessee, 10/21/07

FUMBLE RETURN YARDS

CAREER RETURN YARDS

- 102 DeMeco Ryans, 2006-11
- 73 Johnathan Joseph, 2010-17
- 68 J.J. Watt, 2011-17
- 66 Antwan Peek, 2003-06
- 60 Charlie Anderson, 2004-07

LONGEST FUMBLE RETURN

- 66 Antwan Peek at Jacksonville, 12/26/04 (TD)
- 60 Charlie Anderson at Chicago, 12/19/04 (TD)
- 58 DeMarcus Faggins at Oakland, 12/3/06 (TD)

FUMBLES RETURNED FOR TOUCHDOWNS

CAREER

- 1 15 times, last by Jadeveon Clowney, 2017

SEASON

- 1 14 times, last by Quintin Demps, 2015

GAME

- 1 15 times, last by Jadeveon Clowney, 22 yards at New England, 9/25/17

SCORING

SEASONS LEADING TEAM

- 8 Kris Brown, 2002-09
- 2 Neil Rackers, 2010-11
- 2 Randy Bullock, 2013-14

CONSECUTIVE SEASONS LEADING TEAM

- 8 Kris Brown, 2002-09
- 2 Neil Rackers, 2010-11
- 2 Randy Bullock, 2013-14

POINTS

CAREER

- 767 Kris Brown, 2002-09
- 410 Arian Foster, 2009-14
- 388 Andre Johnson, 2003-14
- 259 Neil Rackers, 2010-11
- 252 Randy Bullock, 2012-15

SEASON

- 138 Shayne Graham, 2012
- 135 Neil Rackers, 2011
- 130 Randy Bullock, 2014
- 127 Nick Novak, 2016

POINTS, NO TOUCHDOWNS, SEASON

- 138 Shayne Graham, 2012
- 135 Neil Rackers, 2011
- 130 Randy Bullock, 2014
- 127 Nick Novak, 2016

POINTS, NO TOUCHDOWNS, CAREER

- 767 Kris Brown, 2002-09
- 259 Neil Rackers, 2010-11
- 253 Randy Bullock, 2013-15

SEASONS, 100 OR MORE POINTS

- 4 Kris Brown, 2005, 2007-09
- 2 Randy Bullock, 2013-14
- Arian Foster, 2010, 2012
- Neil Rackers, 2010-11
- 1 Shayne Graham, 2012
- Nick Novak, 2016

SEASON, ROOKIE

- 60 Steve Slaton, 2008
- 48 Domanick Williams#, 2003
- 30 Owen Daniels, 2006
- 24 Andre Johnson, 2003
- Wali Lundy, 2006

GAME

- 19 Randy Bullock vs. Baltimore, 12/21/14
- 18 DeAndre Hopkins vs. Kansas City, 10/8/17
- Arian Foster at Tennessee, 10/26/14
- Ben Tate vs. New England, 12/1/13
- Andre Johnson vs. Indianapolis, 11/3/13
- Arian Foster at Tennessee, 10/23/11
- Arian Foster vs. Indianapolis, 9/12/10
- Ryan Moats at Buffalo, 11/1/09

GAME, OPPONENT

- 26 Rob Bironas vs. Tennessee, 10/21/07
- 24 Shaun Alexander at Seattle, 10/16/05

CONSECUTIVE GAMES SCORING

- 99 Kris Brown, 12/14/03 - 1/3/10
- 35 Randy Bullock, 9/9/13 - 9/27/15
- 32 Neil Rackers, 9/12/10 - 1/1/12
- 28 Kris Brown, 9/8/02 - 11/30/03
- 16 Shayne Graham, 9/9/12 - 12/30/12
- 15 Nick Novak, 10/4/15 - 9/18/16
- 11 Arian Foster, 12/18/11 - 11/11/12

INDIVIDUAL RECORDS

SCORING (cont.)

TOUCHDOWNS

SEASONS LEADING TEAM

- 4 Andre Johnson, 2006-07, 2009, 2013
- Arian Foster, 2010-12, 2014
- 3 Domanick Williams#, 2003-05

CONSECUTIVE SEASONS LEADING TEAM

- 3 Arian Foster, 2010-12
- Domanick Williams#, 2003-05
- 2 Andre Johnson, 2006-07

CAREER

- 68 Arian Foster, 2009-15
- 64 Andre Johnson, 2003-14
- 29 Owen Daniels, 2006-13
- DeAndre Hopkins, 2013-17
- 28 Domanick Williams#, 2003-05
- 25 Kevin Walter, 2007-12

SEASON

- 18 Arian Foster, 2010
- 17 Arian Foster, 2012
- 14 Domanick Williams#, 2004
- 13 Arian Foster, 2014
- 12 Arian Foster, 2011
- 11 DeAndre Hopkins, 2015

SEASON, ROOKIE

- 10 Steve Slaton, 2008
- 8 Domanick Williams#, 2003
- 5 Owen Daniels, 2006

GAME

- 3 DeAndre Hopkins vs. Kansas City, 10/8/17
- Arian Foster at Tennessee, 10/26/14
- Ben Tate vs. New England, 12/1/13
- Andre Johnson vs. Indianapolis, 11/3/13
- Arian Foster at Tennessee, 10/23/11
- Arian Foster vs. Indianapolis, 9/12/10
- Ryan Moats at Buffalo, 11/1/09

GAME, OPPONENT

- 4 Shaun Alexander at Seattle, 10/16/05
- 3 11 times, last by D.Freeman at Atlanta, 10/4/15

GAME, ROOKIE

- 2 10 times, last by J.Strong vs. Indianapolis, 10/8/15

GAME, OPPONENT, ROOKIE

- 3 Devonta Freeman at Atlanta, 10/4/15

CONSECUTIVE GAMES SCORING TOUCHDOWNS

- 11 Arian Foster, 12/18/11 – 11/11/12
- 9 Domanick Williams#, 11/7/04 – 1/2/05
- 7 Arian Foster, 10/5/14 – 12/7/14
- 6 Arian Foster, 10/23/11 – 12/4/11
- 5 Arian Foster, 10/17/10 – 11/14/10

POINTS AFTER TOUCHDOWNS

SEASONS LEADING TEAM

- 8 Kris Brown, 2002-09
- 2 Neil Rackers, 2010-11
- 2 Randy Bullock, 2013-14

ATTEMPTED, CAREER

- 253 Kris Brown, 2002-09
- 83 Neil Rackers, 2010-11
- 72 Randy Bullock, 2013-15

ATTEMPTED, SEASON

- 45 Shayne Graham, 2012
- 44 Kris Brown, 2009
- 43 Neil Rackers, 2010
- 40 Randy Bullock, 2014
- Neil Rackers, 2011
- Kris Brown, 2007

ATTEMPTED, GAME

- 6 Randy Bullock vs. Tennessee, 11/30/14
- Kris Brown vs. Jacksonville, 12/30/07

ATTEMPTED, GAME, OPPONENT

- 7 Mike Vanderjagt at Indianapolis, 11/14/04
- 6 Andrew Franks at Miami, 10/25/15
- Matt Boshier at Atlanta, 10/4/15
- Stephen Gostkowski at New England, 12/10/12
- Mason Crosby vs. Green Bay, 10/14/12
- Lawrence Tynes vs. Kansas City, 11/20/05
- Josh Brown at Seattle, 10/16/05
- Morten Anderson vs. Kansas City, 9/21/03

CONSECUTIVE POINTS AFTER TOUCHDOWN, CAREER

- 132 Kris Brown, 11/5/06 – 1/3/10
- 116 Kris Brown, 9/8/02 – 10/29/06
- 69 Neil Rackers, 9/12/10 – 11/6/11
- 66 Randy Bullock, 9/9/13 – 12/28/14

POINTS AFTER TOUCHDOWN PERCENTAGE, CAREER (250 ATTEMPTS)

- 99.2 Kris Brown, 2002-09 (251-253)

TWO-POINT CONVERSIONS

TWO-POINT CONVERSIONS, CAREER

- 2 Andre Johnson, 2003-14

TWO-POINT CONVERSIONS, SEASON

- 1 15 times, last by Jonathan Grimes, 2015

TWO-POINT CONVERSION, GAME

- 1 17 times, last by R. Griffin vs. Cleveland, 10/15/17

TWO-POINT CONVERSION, GAME, OPPONENT

- 2 Lance Moore at New Orleans, 9/25/11

FIELD GOALS

SEASONS LEADING TEAM

- 8 Kris Brown, 2002-09
- 2 Neil Rackers, 2010-11
- 2 Randy Bullock, 2013-14

CONSECUTIVE SEASONS LEADING TEAM

- 8 Kris Brown, 2002-09
- 2 Neil Rackers, 2010-11
- 2 Randy Bullock, 2013-14

ATTEMPTED, CAREER

- 223 Kris Brown, 2002-09
- 76 Randy Bullock, 2013-15
- 68 Neil Rackers, 2010-11

ATTEMPTED, SEASON

- 41 Nick Novak, 2016
- 38 Shayne Graham, 2012
- Neil Rackers, 2011
- 37 Nick Novak, 2016
- 35 Randy Bullock, 2014
- Randy Bullock, 2013

ATTEMPTED, GAME

- 7 Kris Brown at Miami, 9/7/03
- 6 Randy Bullock vs. Baltimore, 12/21/14
- Shayne Graham vs. Indianapolis, 12/16/12

FIELD GOALS, CAREER

- 172 Kris Brown, 2002-09
- 61 Randy Bullock, 2013-15
- 59 Neil Rackers, 2010-11

FIELD GOALS, SEASON

- 35 Nick Novak, 2016
- 32 Neil Rackers, 2011
- 31 Shayne Graham, 2012
- 30 Randy Bullock, 2014
- 29 Kris Brown, 2008

FIELD GOALS, GAME

- 6 Randy Bullock vs. Baltimore, 12/21/14
- 5 Shayne Graham vs. Indianapolis, 12/16/12
- Kris Brown vs. Miami, 10/7/07
- Kris Brown at Baltimore, 12/4/05
- Kris Brown at Miami, 9/7/03
- Nick Novak at Indianapolis, 12/11/16

FIELD GOALS, GAME, OPPONENT

- *8 Rob Bironas vs. Tennessee, 10/21/07
- 5 Harrison Butker vs. Kansas City, 10/8/17
- Billy Cundiff at Baltimore, 10/16/11
- Rian Lindell at Buffalo, 9/11/05
- Phil Dawson vs. Cleveland, 1/2/05

CONSECUTIVE GAMES SCORING FIELD GOALS

- 19 Randy Bullock - 9/22/13 – 10/5/14
- 15 Neil Rackers, 11/1/10 – 10/9/11
- 10 Kris Brown, 11/13/05 – 9/17/06
- 9 Kris Brown, 10/25/09 – 12/27/09
- Kris Brown, 9/8/02 – 11/10/02

CONSECUTIVE FIELD GOALS MADE

- 18 Neil Rackers, 12/13/10 – 10/2/11
- 16 Randy Bullock, 9/22/13 – 9/14/14
- Nick Novak, 11/13/16 – 12/24/16
- 15 Kris Brown, 12/3/06 – 9/30/07
- Kris Brown, 9/7/08 – 11/23/08
- 13 Shayne Graham, 9/9/12 – 10/21/12
- Neil Rackers, 10/3/10 – 12/2/10

LONGEST FIELD GOAL

- 57 Neil Rackers at Denver, 12/26/10
- Kris Brown vs. Miami, 10/7/07
- 56 Kris Brown at Indianapolis, 11/8/09
- 55 Randy Bullock vs. Buffalo, 9/28/14

LONGEST FIELD GOAL, OPPONENT

- 58 Kyle Brindza vs. Tampa Bay, 9/27/15
- 57 Kai Forbath vs. New Orleans, 11/29/15
- 56 Blair Walsh vs. Minnesota, 12/23/12

FIELD GOAL PERCENTAGE, CAREER (100 ATTEMPTS)

- 77.1 Kris Brown, 2002-09

FIELD GOAL PERCENTAGE, SEASON

- 90.0 Neil Rackers, 2010
- 87.9 Kris Brown, 2008
- 86.2 Kris Brown, 2007
- 85.7 Nick Novak, 2015
- 85.4 Nick Novak, 2016

MOST FIELD GOALS, NO MISSES, GAME

- 6 Randy Bullock vs. Baltimore, 12/21/14
- 5 Kris Brown vs. Miami, 10/7/07
- Kris Brown at Baltimore, 12/4/05
- Nick Novak at Indianapolis, 12/11/16
- 4 Ka'imi Fairbairn at New England, 10/8/17
- Neil Rackers at New Orleans, 9/25/11
- Kris Brown vs. Tennessee, 10/9/05
- Nick Novak vs. Jacksonville, 12/18/16

MOST FIELD GOALS, NO MISSES, GAME, OPPONENT

- 8 Rob Bironas vs. Tennessee, 10/21/07
- 5 Rian Lindell at Buffalo, 9/11/05
- Phil Dawson vs. Cleveland, 1/2/05

MOST FIELD GOALS, 50 OR MORE YARDS, CAREER

- 14 Kris Brown, 2002-09
- 7 Neil Rackers, 2010-11
- 5 Randy Bullock, 2013-14

MOST FIELD GOALS, 50 OR MORE YARDS, SEASON

- 5 Kris Brown, 2007
- 4 Randy Bullock, 2014
- Shayne Graham, 2012
- Neil Rackers, 2011
- 3 Neil Rackers, 2010
- Nick Novak, 2016

INDIVIDUAL RECORDS

SCORING (cont.)

FIELD GOALS (cont.)

MOST FIELD GOALS, 50 OR MORE YARDS, GAME

- *3 Kris Brown vs. Miami, 10/7/07
- 2 Nick Novak vs. Jacksonville, 1/3/16
Neil Rackers at Denver, 12/26/10
Randy Bullock vs. Buffalo, 9/28/14

*NFL record

SAFETIES

CAREER

- 1 J.J. Watt, 2011-17
Joe Mays, 2013
Connor Barwin, 2009-12
Zac Diles, 2007-10, 2014
Brian Cushing, 2009-17
Seth Payne, 2002-06
Jimmy McClain, 2002

SEASON

- 1 J.J. Watt, 2014
Joe Mays, 2013
Connor Barwin, 2012
Brian Cushing, 2009
Seth Payne, 2002
Jimmy McClain, 2002

GAME

- 1 J.J. Watt vs. Jacksonville, 12/28/14
Joe Mays vs. Tennessee, 9/15/13
Connor Barwin vs. Baltimore, 10/21/12
Zac Diles at Jacksonville, 12/6/09
Brian Cushing vs. Oakland, 10/4/09
Jimmy McClain vs. Baltimore, 12/15/02
Seth Payne vs. Dallas, 9/2/02

GAME, OPPONENT

- 1 Geno Atkins vs. Cincinnati, 11/23/14
Cory Redding at Indianapolis, 12/15/13
Elvis Dumervil at Denver, 9/23/12

SERVICE

SEASONS

- 12 Andre Johnson, 2003-14
- 10 Duane Brown, 2008-17
- 9 Brian Cushing, 2009-16
- 8 Owen Daniels, 2006-13
- 8 Chester Pitts, 2002-09
- 8 Kris Brown, 2002-09
- 8 Jon Weeks, 2010-17
- 8 Kareem Jackson, 2010-17
- 7 Kevin Walter, 2006-12
- 7 Matt Schaub, 2007-13
- 7 Chris Myers, 2008-14
- 7 Johnathan Joseph, 2011-17
- 7 J.J. Watt, 2011-17

GAMES PLAYED

- 169 Andre Johnson, 2003-14
- 132 Duane Brown, 2008-17
- 128 Kris Brown, 2002-09
- 118 Jon Weeks, 2010-17
- 114 Chester Pitts, 2002-09
- 112 Chris Myers, 2008-14
- 100 Brian Cushing, 2009-17

CONSECUTIVE GAMES PLAYED

- 128 Kris Brown, 2002-09
- 118 Jon Weeks, 2010-17
- 114 Chester Pitts, 2002-09
- 112 Chris Myers, 2008-14
- 91 Eric Winston, 2006-11
- 83 Steve McKinney, 2002-07

STARTS

- 169 Andre Johnson, 2003-14
- 132 Duane Brown, 2008-17
- 114 Chester Pitts, 2002-09
- 112 Chris Myers, 2008-14
- 100 Brian Cushing, 2009-17

CONSECUTIVE STARTS

- 114 Chester Pitts, 2002-09
- 112 Chris Myers, 2008-14
- 86 Eric Winston, 2006-11
- 83 J.J. Watt, 2011-16
- 77 Mario Williams, 2006-10
- 73 DeMeco Ryans, 2006-10
- 70 DeAndre Hopkins, 2011-17

TEAM RECORDS

WIN-LOSS RECORDS

WIN-LOSS RECORDS

Year	W	L	T	Pct.
2002	4	12	0	.250
2003	5	11	0	.313
2004	7	9	0	.438
2005	2	14	0	.125
2006	6	10	0	.375
2007	8	8	0	.500
2008	8	8	0	.500
2009	9	7	0	.563
2010	6	10	0	.375
2011	10	6	0	.625
2012	12	4	0	.750
2013	2	14	0	.125
2014	9	7	0	.563
2015	9	7	0	.563
2016	9	7	0	.563
Totals	106	134	0	.442

HOME

Year	W	L	T	Pct.
2002	2	6	0	.250
2003	3	5	0	.375
2004	3	5	0	.375
2005	2	6	0	.250
2006	4	4	0	.500
2007	6	2	0	.750
2008	6	2	0	.750
2009	4	4	0	.500
2010	4	4	0	.500
2011	5	3	0	.625
2012	6	2	0	.750
2013	1	7	0	.125
2014	5	3	0	.625
2015	5	3	0	.625
2016	7	1	0	.875
Totals	63	57	0	.525

ROAD

Year	W	L	T	Pct.
2002	2	6	0	.250
2003	2	6	0	.250
2004	4	4	0	.500
2005	0	8	0	.000
2006	2	6	0	.250
2007	2	6	0	.250
2008	2	6	0	.250
2009	5	3	0	.625
2010	2	6	0	.250
2011	5	3	0	.625
2012	6	2	0	.750
2013	1	7	0	.125
2014	4	4	0	.500
2015	4	4	0	.500
2016	2	6	0	.250
Totals	43	77	0	.358

GAMES WON

CONSECUTIVE GAMES WON

- 7 10/23/11 - 12/11/11
- 6 10/21/12 - 12/2/12
- 12/13/09 - 9/19/10 (over two seasons)
- 5 12/20/15 - 9/18/16
- 9/9/12 - 10/8/12
- 4 11/1/15 - 11/29/15
- 11/23/08 - 12/14/08
- 12/24/06 - 9/16/07 (over two seasons)

GAMES WON, SEASON

- 12 2012
- 10 2011
- 9 2009, 2014, 2015, 2016
- 8 2007, 2008

CONSECUTIVE GAMES WON, SINGLE SEASON

- 7 10/23/11 - 12/11/11
- 6 10/21/12 - 12/2/12
- 5 9/9/12 - 10/8/12
- 4 11/1/15 - 11/29/15
- 12/13/09 - 1/3/10
- 11/23/08 - 12/14/08

CONSECUTIVE GAMES WON, START OF SEASON

- 5 2012
- 2 2007, 2010, 2011, 2013, 2014, 2016

CONSECUTIVE GAMES WON, END OF SEASON

- 4 2009
- 3 2015
- 2 2006, 2014

CONSECUTIVE HOME GAMES WON

- 6 1/3/16 - 10/30/16
- 4 10/21/12 - 12/16/12
- 11/18/07 - 12/30/07

CONSECUTIVE ROAD GAMES WON

- 6 9/16/12 - 12/2/12
- 4 12/20/09 - 10/3/10
- 10/23/11 - 12/11/11
- 3 10/26/14 - 12/7/14

SHUTOUT GAMES WON, SEASON

- 1 2010: 20-0 vs. Tennessee, 11/28/10
- 2004: 21-0 at Jacksonville, 12/26/04

WIN-LOSS RECORDS

CONSECUTIVE GAMES LOST

- 14 9/22/13 - 12/29/13
- 7 1/2/05 - 10/23/05
- 6 11/6/05 - 12/11/05
- 12/7/03 - 9/19/04
- 12/24/05 - 9/26/06
- 9/15/02 - 10/20/02

GAMES LOST, SEASON

- 14 2013
- 2005
- 12 2002
- 11 2003

CONSECUTIVE GAMES LOST, SEASON

- 14 9/22/13 - 12/29/13
- 6 11/6/05 - 12/11/05
- 9/11/05 - 10/23/05
- 9/15/02 - 10/20/02

CONSECUTIVE GAMES LOST, START OF SEASON

- 6 2005
- 4 2008
- 2 2004, 2006, 2015

CONSECUTIVE GAMES LOST, END OF SEASON

- 14 2013
- 4 2003
- 3 2002, 2011

CONSECUTIVE HOME GAMES LOST

- 7 9/22/13 - 12/1/13
- 5 12/24/04 - 10/23/05
- 4 9/22/02 - 11/17/02

CONSECUTIVE ROAD GAMES LOST

- 12 9/11/05 - 11/5/06
- 7 9/22/13 - 12/29/13
- 6 11/1/10 - 12/26/10

SHUTOUT GAMES LOST, SEASON

- 2 2003: 27-0 at Jacksonville, 12/7/03

SCORING

TOUCHDOWNS

MOST, SEASON

- 46 2012
- 2009
- 44 2010
- 43 2007
- 41 2011

FEWEST, SEASON

- 22 2002
- 26 2005
- 28 2013
- 29 2003
- 30 2006

MOST, GAME

- 7 vs. Tennessee, 10/1/17
- 6 vs. Tennessee, 11/30/14
- vs. Jacksonville, 12/30/07
- 5 10 times, last vs. Kansas City, 10/8/17

MOST ALLOWED, SEASON

- 52 2010
- 50 2005
- 48 2013
- 45 2008
- 43 2007

MOST ALLOWED, GAME

- 7 2 times, last at Atlanta, 10/4/15
- 6 6 times, last at Miami, 10/25/15

FEWEST ALLOWED, SEASON

- 27 2011
- 36 2014
- 2016
- 37 2015
- 38 2012

FEWEST ALLOWED, GAME

- 0 18 times, last vs. Cincinnati, 9/14/16

POINTS SCORED

MOST SCORED, SEASON

- 416 2012
- 390 2010
- 388 2009
- 381 2011
- 379 2007

MOST SCORED, GAME

- 57 vs. Tennessee, 10/1/17
- 45 vs. Tennessee, 11/30/14
- 43 vs. Jacksonville (OT), 11/18/12
- vs. Baltimore, 10/21/12
- 42 vs. Jacksonville, 12/30/07

FEWEST POINTS SCORED, SEASON

- 213 2002
- 255 2003
- 260 2005
- 267 2006
- 276 2013

FEWEST POINTS SCORED, GAME

- 0 at Jacksonville, 12/7/03
- at New England, 9/22/16
- 3 7 times, last at Indianapolis, 12/15/13

MOST POINTS SCORED, SEASON, OPPONENT

- 431 2005
- 428 2013
- 427 2010
- 394 2008
- 384 2007

TEAM RECORDS

SCORING (cont.)

POINTS SCORED (cont.)

MOST POINTS SCORED, GAME, OPPONENT

- 49 at Indianapolis, 11/14/04
- 48 at Atlanta, 10/4/15
- 45 vs. Kansas City, 11/20/05
- 44 at Miami, 10/25/15
- 43 at Indianapolis, 9/17/06

FEWEST POINTS SCORED, SEASON, OPPONENT

- 278 2011
- 307 2014
- 313 2015
- 328 2016
- 331 2012

FEWEST POINTS SCORED, GAME, OPPONENT

- 0 vs. Tennessee, 11/28/10
- 0 at Jacksonville, 12/26/04
- 3 vs. Kansas City, 9/9/07
- 5 at Chicago, 12/19/04
- 6 13 times, last vs. Jacksonville, 1/3/16

MOST POINTS, SHUTOUT VICTORY, GAME

- 21 at Jacksonville, 12/26/04
- 20 vs. Tennessee, 11/28/10

FEWEST POINTS, SHUTOUT VICTORY, GAME

- 20 vs. Tennessee, 11/28/10
- 21 at Jacksonville, 12/26/04

MOST POINTS, GAME, BOTH TEAMS

- 80 Texans 43 vs. Jacksonville 37 (OT), 11/18/12
- 76 Texans 34 vs. Kansas City 42, 10/8/17
- 74 Texans 36 vs. Tennessee 38, 10/21/07
- 73 Texans 33 at New Orleans 40, 9/25/11
- 71 Texans 57 vs. Tennessee 14, 10/1/17
- 70 Texans 42 vs. Jacksonville 28, 12/30/07
- Texans 26 at Miami 44, 10/25/15

FEWEST POINTS, GAME, BOTH TEAMS

- 16 Texans 10 at Cincinnati 6, 11/16/15
- Texans 3 vs. Tennessee 13, 12/29/02
- 19 Texans 13 at Chicago 6, 11/11/12
- Texans 6 vs. Jacksonville 13, 11/24/13
- Texans 3 at Tampa Bay 16, 12/14/03
- 20 Texans 20 vs. Tennessee 0, 11/28/10
- Texans 14 vs. Cleveland 6, 12/31/06

MOST POINTS IN FIRST QUARTER

- 17 vs. Indianapolis, 9/11/11
- vs. Seattle, 12/13/09
- 14 14 times, last vs. Tennessee, 10/1/17

MOST POINTS IN SECOND QUARTER

- 24 vs. Arizona, 12/18/05
- vs. Miami, 9/9/12
- 21 vs. Jacksonville, 12/30/07
- 20 vs. Seattle, 9/29/13
- vs. Baltimore, 10/21/12

MOST POINTS IN THIRD QUARTER

- 17 at Tennessee, 12/27/15

MOST POINTS IN FOURTH QUARTER

- 29 vs. Tennessee, 10/21/07
- 22 at Buffalo, 11/1/09
- 21 vs. Kansas City, 10/8/17
- at Jacksonville, 10/18/15
- at Atlanta, 10/4/15
- vs. Kansas City, 10/17/10
- vs. New England, 1/3/10
- at Indianapolis, 9/17/06
- vs. Minnesota, 10/10/04

MOST POINTS IN FIRST QUARTER, OPPONENT

- 24 vs. Indianapolis, 10/9/14
- 21 at Tennessee, 12/19/10
- at Miami, 10/25/15
- 17 at New England, 12/17/06

MOST POINTS IN SECOND QUARTER, OPPONENT

- 24 at Pittsburgh, 10/20/14
- 21 at Atlanta, 10/4/15
- at Indianapolis, 12/23/07
- at San Diego, 10/28/07
- vs. Kansas City, 11/20/05

MOST POINTS IN THIRD QUARTER, OPPONENT

- 21 vs. St. Louis, 10/13/13
- at Indianapolis, 11/14/04
- 17 at Cleveland, 10/20/02

MOST POINTS IN FOURTH QUARTER, OPPONENT

- 23 at New Orleans, 9/25/11
- 22 vs. Baltimore, 11/9/08
- 21 5 times, last vs. Denver, 12/23/13

MOST POINTS IN FIRST QUARTER, BOTH TEAMS

- 24 Texans 0 vs. Colts 24, 10/9/14
- Texans 10 vs. San Diego 14, 11/7/10
- 21 7 times, last: Texans 0 at Miami 21, 10/25/15

MOST POINTS IN SECOND QUARTER, BOTH TEAMS

- 31 Texans 24 vs. Arizona 7, 12/18/05
- 30 Texans 6 at Pittsburgh 24, 10/20/14
- Texans 16 vs. Tennessee 14, 10/1/17
- 28 5 times, last: Texans 14 at Detroit 14, 11/22/12

MOST POINTS IN THIRD QUARTER, BOTH TEAMS

- 28 Texans 7 at Indianapolis 21, 11/14/04
- 27 Texans 10 at Cleveland 17, 10/20/02
- 21 8 times, last: Texans 14 vs. N.Y. Jets 7, 11/22/15

MOST POINTS IN FOURTH QUARTER, BOTH TEAMS

- 40 Texans 21 vs. Kansas City 19, 10/8/17
- 37 Texans 14 at New Orleans 23, 9/25/11
- 35 Texans 29 vs. Tennessee 6, 10/21/07
- 34 Texans 13 at Indianapolis 21, 9/17/06
- 30 Texans 20 at N.Y. Jets 10, 11/21/10

CONSECUTIVE GAMES SCORING A TOUCHDOWN

- 105 10/22/06 – 12/16/12
- 30 12/22/13 – 12/06/15
- 29 12/21/03 – 11/27/05
- 15 10/30/16 – 10/15/17
- 12 9/7/03 – 11/30/03

CONSECUTIVE GAMES SCORING

- 197 12/14/03 – 9/18/16
- 28 9/8/02 – 11/30/03

CONSECUTIVE QUARTERS HELD SCORELESS

- 7 4th quarter vs. Atlanta, 11/30/03, through 2nd quarter at Tampa Bay, 12/14/03
- 4 4 times, last 1st quarter at New England, 9/22/16 through 4th quarter at New England, 9/22/16

CONSECUTIVE QUARTERS HELD SCORELESS, OPPONENTS

- 5 3rd quarter at Indianapolis, 12/20/15, through 3rd quarter at Tennessee, 12/27/15
- 5 2nd quarter vs. Washington, 9/7/14, through 4th quarter at Oakland, 9/14/14
- 5 3rd quarter vs. Jacksonville, 1/2/11, through 3rd quarter vs. Indianapolis, 9/11/11

CONSECUTIVE QUARTERS HELD WITHOUT A TOUCHDOWN, OPPONENTS

- 13 vs. Indianapolis, 12/12/04 through vs. Cleveland, 1/2/05
- 12 at Miami, 10/25/15 through vs. N.Y. Jets, 11/22/15
- 9 vs. Baltimore, 10/21/12 through at Chicago, 11/11/12

MOST POINTS BY HALF

FIRST HALF

- 34 vs. Indianapolis, 9/11/11
- 30 vs. Tennessee, 10/1/17
- 29 vs. Baltimore, 10/21/12
- 27 at Miami, 12/27/09

SECOND HALF

- 29 vs. Tennessee, 10/21/07
- 28 vs. Kansas City, 10/17/10
- vs. Minnesota, 10/10/04
- 27 vs. Tennessee, 10/1/17
- vs. Kansas City, 10/8/17
- 26 at Miami, 10/25/15
- 25 at Buffalo, 11/1/09

MOST POINTS BY HALF, OPPONENT

FIRST HALF

- 41 at Miami, 10/25/15
- 35 at San Diego, 10/28/07
- 31 vs. Kansas City, 11/20/05
- 28 at Atlanta, 10/4/15
- 27 vs. Kansas City, 9/13/15
- vs. Indianapolis, 10/9/14
- at New England, 12/17/06

SECOND HALF

- 31 at Dallas, 10/15/06
- 30 at New Orleans, 9/25/11
- 29 vs. Baltimore, 11/9/08
- 28 4 times, last vs. Indianapolis, 11/29/09

MOST POINTS BY HALF, BOTH TEAMS

FIRST HALF

- 48 Texans 24 at Tennessee 24, 9/20/09
- 44 Texans 30 vs. Tennessee 14, 10/1/17
- 41 Texans 0 at Miami 41, 10/25/15
- 41 Texans 14 vs. Indianapolis 27, 10/9/14
- Texans 20 at New England 21, 9/24/17
- 38 Texans 21 vs. Jacksonville 17, 9/27/09
- Texans 3 at San Diego 35, 10/28/07
- Texans 7 vs. Kansas City 31, 11/20/05

SECOND HALF

- 47 Texans 17 at New Orleans 30, 9/25/11
- 46 Texans 27 vs. Kansas City 19, 10/8/17
- 45 Texans 28 vs. Kansas City 17, 10/17/10
- Texans 29 vs. Tennessee 16, 10/21/07
- 44 Texans 21 at Indianapolis 23, 9/17/06

EXTRA POINTS

SEASON

- 45 2012
- 43 2010
- 2009
- 40 2014
- 2007

GAME

- 7 vs. Tennessee, 10/1/17
- 6 vs. Tennessee, 11/30/14
- vs. Jacksonville, 12/30/07
- 5 5 times, last vs. Baltimore, 10/21/12

SEASON, OPPONENT

- 50 2010
- 47 2005
- 46 2013
- 43 2008
- 42 2007

GAME, OPPONENT

- 7 at Indianapolis, 11/14/04
- 6 6 times, last at Atlanta, 10/4/15

TEAM RECORDS

SCORING (cont.)

TWO-POINT CONVERSIONS

SEASON

3 2007
2 2015
2006
2002

GAME

1 17 times, last vs. Cleveland, 10/15/17

DEFENSIVE TOUCHDOWNS

SEASON

5 2014, 2004
4 2012
3 2015, 2009, 2002

GAME

2 vs. Tennessee, 9/30/12
at Pittsburgh, 12/8/02

SCORING MARGIN

MARGIN OF VICTORY

43 vs. Tennessee, 10/1/17
34 at Tennessee, 10/23/11
30 vs. Baltimore, 10/21/12
29 vs. Cincinnati, 10/26/08
28 at Tennessee, 12/27/15

MARGIN OF DEFEAT

35 at Indianapolis, 11/14/04
vs. Cincinnati, 11/03/02
33 at New England, 12/17/06
32 at Seattle, 10/16/05
31 at San Francisco, 10/6/13

COMEBACK VICTORIES (POINTS BEHIND)

21 at San Diego, 9/9/13, 31-28 final
18 vs. Tennessee, 11/28/04, 31-21 final
17 at Washington, 9/19/10, 30-27 final (OT)
14 5 times, last vs. Indianapolis, 10/16/16,
26-23 final (OT)

LARGEST DEFICIT OVERCOME

25 vs. Tennessee, 10/21/07, down 32-7, 36-38 final
21 at San Diego, 9/9/13, down 28-7, 31-28 final
28 vs. Baltimore, 12/13/10, down 21-0 and 28-7,
28-34 final (OT)
at Arizona, 10/11/09, down 21-0, 21-28 final
vs. Minnesota, 10/10/04, down 21-0, 28-34
final (OT)
vs. Tennessee, 11/28/04, down 21-3, 31-21 final

LARGEST LEAD BEFORE OPPONENT SCORES

34 at Tennessee, 12/27/15
34 vs. Indianapolis, 9/11/11
27 at Oakland, 9/14/14
at Tennessee, 10/23/11
24 vs. Tennessee, 11/30/14
vs. Seattle, 12/13/09

SCORING DRIVES

LONGEST SCORING DRIVE (YARDS)

99 vs. Baltimore, 12/13/10, 15 plays, TD
at Jacksonville, 10/18/15, 16 plays, TD
98 at Tennessee, 10/26/14, 11 plays, TD
vs. Tennessee, 10/21/07, 7 plays, TD
at Tennessee, 10/12/03, 2 plays, TD
97 at Denver, 9/23/12, 14 plays, TD
at Detroit, 11/22/12, 15 plays, TD

LONGEST SCORING DRIVE (PLAYS)

19 vs. Pittsburgh, 10/2/11, 95 yards, TD
vs. Atlanta, 12/4/11, 85 yards, TD
18 at N.Y. Giants, 11/5/06, 80 yards, TD
17 at Jacksonville, 9/6/12, 80 yards, TD
16 12 times, last vs. N.Y. Jets, 11/22/15, 88 yds, FG

LONGEST SCORING DRIVE (TIME)

10:55 vs. Pittsburgh, 10/2/11, 19 plays, 95 yards, TD
10:41 vs. Atlanta, 12/4/11, 19 plays, 85 yards, TD
10:26 vs. Kansas City, 9/9/07, 15 plays, 65 yards, FG
10:08 vs. Detroit, 10/19/08, 15 plays, 79 yards, TD
9:29 vs. Indianapolis, 12/24/06, 15 plays, 51 yards, FG

SHORTEST SCORING DRIVE (YARDS)

-12 at Tennessee, 9/21/08, 4 plays, FG
-10 vs. Miami, 9/9/12, 4 plays, FG
-5 at Pittsburgh, 12/8/02, 4 plays, FG
-4 at Pittsburgh, 9/7/08, 4 plays, FG
-3 at Oakland, 12/3/06, 4 plays, FG
-1 at Jacksonville, 11/27/11, 4 plays, FG
vs. Jacksonville, 9/28/03, 4 plays, FG

SHORTEST SCORING DRIVE (PLAYS)

1 15 times, last vs. Tennessee, 11/30/14, 70 yds, TD

SHORTEST SCORING DRIVE (TIME)

0:02 vs. Cleveland, 11/6/11, 1 play, 0 yards, FG
0:04 vs. San Diego, 11/7/10, 1 play, 8 yards, TD
vs. Jacksonville, 12/1/08, 1 play, 7 yards, TD
at Denver, 11/7/04, 1 play, 1 yard, TD
0:07 vs. Jacksonville, 12/1/08 1 play, 40 yards, TD
0:09 at N.Y. Jets, 11/21/10, 1 play, 43 yards, TD

TOTAL OFFENSE

MOST NET YARDS GAINED, SEASON

6,186 2010
6,129 2009
6,113 2008
5,954 2011
5,953 2012

MOST NET YARDS GAINED, GAME

653 vs. Jacksonville (OT), 11/18/12
549 at Green Bay, 12/7/08
526 at Washington (OT), 9/19/10
518 at Tennessee, 10/23/11
501 at Detroit (OT), 11/22/12

FEWEST NET YARDS GAINED, SEASON

3,572 2002
4,053 2005
4,306 2003
4,465 2006
5,128 2004

FEWEST NET YARDS GAINED, GAME

47 at Pittsburgh, 12/8/02
107 at Tampa Bay, 12/14/03
118 at San Diego, 9/15/02
120 at Buffalo, 9/11/05
124 at Oakland, 12/3/06
at Jacksonville, 12/7/03

MOST NET YARDS ALLOWED, SEASON

6,082 2003
6,031 2010
5,824 2005
5,571 2014
5,507 2007

MOST NET YARDS ALLOWED, GAME

535 at Tennessee, 10/12/03
525 at Detroit (OT), 11/22/12
515 at Indianapolis, 9/17/06
511 vs. Denver, 12/22/13
510 vs. Minnesota (OT), 10/10/04

FEWEST NET YARDS ALLOWED, SEASON

4,571 2011
4,821 2016
5,081 2013
5,172 2012
5,198 2009

FEWEST NET YARDS ALLOWED, GAME

117 at Jacksonville, 9/16/12
126 at Jacksonville, 12/26/04
148 at Tennessee, 10/23/11
150 vs. Jacksonville, 12/18/16
162 vs. Tennessee, 11/28/10

MOST NET YARDS GAINED, SEASON, BOTH TEAMS

12,217 2010
11,498 2008
11,327 2009
11,125 2012
11,084 2014
11,084 2015

MOST NET YARDS GAINED, GAME, BOTH TEAMS

1,098 Texans 640 vs. Jacksonville 458 (OT), 11/18/12
1,026 Texans 501 at Detroit 525 (OT), 11/22/12
993 Texans 458 at Tennessee 535, 10/12/03
947 Texans 526 at Washington 421 (OT), 9/19/10
937 Texans 549 at Green Bay 388, 12/7/08

FEWEST NET YARDS GAINED, SEASON, BOTH TEAMS

8,802 2002
9,865 2006
9,877 2005
10,388 2003
10,525 2011

FEWEST NET YARDS GAINED, GAME, BOTH TEAMS

385 Texans 118 at San Diego 267, 9/15/02
426 Texans 124 at Oakland 302, 12/3/06
428 Texans 198 at New England 230, 12/17/06
436 Texans 120 at Buffalo 316, 9/11/05
443 Texans 165 at Indianapolis 278, 12/1/02

MOST NET YARDS GAINED, FIRST HALF

364 vs. Seattle, 12/13/09
324 vs. Seattle, 9/29/13
306 at Miami, 12/27/09
303 at Tennessee, 10/23/11
301 at New Orleans, 9/25/11

MOST NET YARDS GAINED, SECOND HALF

328 at N.Y. Giants, 9/21/14
309 vs. Tennessee, 10/21/07
306 vs. Kansas City, 10/17/10
301 vs. Baltimore, 12/13/10
298 at Atlanta, 10/4/15

FEWEST NET YARDS GAINED, FIRST HALF

21 at Pittsburgh, 12/8/02
24 vs. Tennessee, 10/21/07
46 at Tampa Bay, 12/14/03
47 at San Diego, 9/15/02
52 vs. Jacksonville, 9/10/17

FEWEST NET YARDS GAINED, SECOND HALF

-4 vs. Indianapolis, 10/23/05
26 at Pittsburgh, 12/8/02
41 at Arizona, 11/10/13
47 Twice, last at Jacksonville, 11/27/11
53 vs. New England, 12/13/15

MOST NET YARDS ALLOWED, FIRST HALF

392 at Miami, 10/25/15
355 vs. Denver, 12/22/13
299 vs. Washington, 9/24/06
297 at Arizona, 10/11/09
292 at Indianapolis, 12/23/07

TEAM RECORDS

TOTAL OFFENSE (cont.)

MOST NET YARDS ALLOWED, SECOND HALF

307 vs. New England, 12/1/13
302 at Indianapolis, 11/16/05
295 vs. New England, 11/23/03
291 at Jacksonville, 11/14/10
290 at Denver, 12/26/10

FEWEST NET YARDS ALLOWED, FIRST HALF

31 vs. Baltimore, 12/21/14
43 at Jacksonville, 9/16/12
50 vs. San Francisco, 10/25/09
54 vs. Tennessee, 11/28/10
57 vs. N.Y. Jets, 11/22/15

FEWEST NET YARDS ALLOWED, SECOND HALF

41 at San Diego, 10/28/07
43 at Arizona, 10/11/09
46 vs. Oakland, 10/4/09
61 vs. Jacksonville, 10/30/11
65 at Jacksonville, 12/7/14
at Tampa Bay, 11/13/11

MOST NET YARDS GAINED, FIRST QUARTER

185 at New Orleans, 9/25/11
184 at Tampa Bay, 11/13/11
179 vs. Tennessee, 10/1/17
178 vs. Indianapolis, 11/3/13
vs. Tennessee, 10/3/16
174 vs. Seattle, 12/13/09

MOST NET YARDS GAINED, SECOND QUARTER

207 at Tennessee, 10/23/11
190 vs. Seattle, 12/13/09
183 vs. Seattle, 9/29/13
179 at Miami, 12/27/09
174 vs. Buffalo, 10/13/02

MOST NET YARDS GAINED, THIRD QUARTER

190 at Indianapolis, 12/30/12
183 at Oakland, 10/3/10
178 at N.Y. Giants, 9/21/14
175 vs. Carolina, 12/18/11
170 at Jacksonville, 11/14/10

MOST NET YARDS GAINED, FOURTH QUARTER

257 at Atlanta, 10/4/15
253 vs. Tennessee, 10/21/07
201 vs. Kansas City, 10/8/17
203 vs. Jacksonville, 11/18/12
196 at Arizona, 10/11/09

FEWEST NET YARDS GAINED, FIRST QUARTER

-5 at Indianapolis, 11/14/04
-3 at Buffalo, 9/11/05
0 at Miami, 10/25/15
2 vs. Indianapolis, 10/9/14
4 vs. Jacksonville, 11/24/13
at Pittsburgh, 12/8/02

FEWEST NET YARDS GAINED, SECOND QUARTER

4 at San Francisco, 1/1/06
6 at San Diego, 9/15/02
9 vs. New England, 11/23/03
10 at Indianapolis, 12/22/11
11 at Oakland, 12/3/06

FEWEST NET YARDS GAINED, THIRD QUARTER

0 at Arizona, 11/10/13
2 vs. Pittsburgh, 10/2/11
5 at Indianapolis, 9/17/06
7 at Kansas City, 9/26/04
10 vs. Philadelphia, 9/10/06

FEWEST NET YARDS GAINED, FOURTH QUARTER

-17 vs. Indianapolis, 10/23/05
-9 at Cincinnati, 11/9/03
-1 at Kansas City, 10/20/13
4 at Jacksonville Jaguars, 11/27/11
8 vs. Arizona, 12/18/05
at Pittsburgh, 12/8/02

MOST NET YARDS ALLOWED, FIRST QUARTER

220 vs. Buffalo, 11/19/06
219 at Miami, 10/25/15
218 vs. Indianapolis, 10/9/14
191 at Indianapolis, 11/8/09
171 vs. Pittsburgh, 9/18/05
170 vs. Denver, 12/22/13

MOST NET YARDS ALLOWED, SECOND QUARTER

193 vs. Philadelphia, 9/10/06
185 vs. Denver, 12/22/13
177 vs. Tennessee, 12/21/03
173 at Miami, 10/25/15
171 at Oakland, 9/14/14
170 at Jacksonville, 12/6/09

MOST NET YARDS ALLOWED, THIRD QUARTER

224 at Indianapolis, 11/16/08
213 vs. Oakland, 11/17/13
197 vs. New England, 12/1/13
177 at Baltimore, 10/16/11
170 at Denver, 12/26/10

MOST NET YARDS ALLOWED, FOURTH QUARTER

224 vs. Indianapolis, 9/12/10
213 at Jacksonville, 11/14/10
210 vs. Green Bay, 11/21/04
185 at New Orleans, 9/25/11
176 at Carolina, 9/16/07

FEWEST NET YARDS ALLOWED, FIRST QUARTER

-9 vs. N.Y. Jets, 9/13/03
-1 at Jacksonville, 12/26/04
1 vs. San Francisco, 10/25/09
3 at Oakland, 9/14/14
4 vs. Detroit, 10/18/08

FEWEST NET YARDS ALLOWED, SECOND QUARTER

-2 vs. Indianapolis, 11/3/13
0 at Jacksonville, 9/16/12
11 at Carolina, 9/16/07
17 vs. Tennessee, 11/1/15
17 at New Orleans, 9/14/03

FEWEST NET YARDS ALLOWED, THIRD QUARTER

-5 vs. Miami, 9/9/12
1 at Tampa Bay, 11/13/11
4 vs. Tennessee, 9/15/13
at Indianapolis, 12/30/12
6 at Cincinnati, 10/18/09

FEWEST NET YARDS ALLOWED, FOURTH QUARTER

2 vs. Oakland, 11/17/13
at Pittsburgh, 9/7/08
3 vs. Dallas, 9/8/02
7 at Tennessee, 9/21/08
9 at San Diego, 9/9/13
at Arizona, 10/11/09

RUSHING

RUSHING YARDS

SEASON

2,448 2011
2,161 2014
2,123 2012
2,042 2010
1,882 2004

GAME

261 vs. Cleveland, 11/6/11
257 vs. Indianapolis, 9/12/10
249 at Oakland, 10/3/10
244 vs. Jacksonville, 1/2/11
222 at Tennessee, 10/23/11

FEWEST, SEASON

1,347 2002
1,475 2009
1,586 2007
1,651 2003
1,687 2006

FEWEST, GAME

24 vs. N.Y. Giants, 10/10/10
25 at N.Y. Jets, 11/26/06
28 vs. Tennessee, 12/29/02
30 at Tennessee, 12/19/10
34 vs. Minnesota, 12/23/12
at Dallas, 10/15/06
at Buffalo, 11/16/03

ALLOWED, SEASON

2,370 2003
2,303 2005
2,089 2002
1,963 2008
1,958 2013

ALLOWED, GAME

320 at Seattle, 10/16/05
248 at Miami, 10/25/15
247 at Washington, 12/22/02
244 at Jacksonville, 10/14/07
240 at Tennessee, 9/20/09
at Cincinnati, 11/9/03

FEWEST ALLOWED, SEASON

1,536 2011
1,560 2012
1,595 2016
1,681 2014
1,711 2009

FEWEST ALLOWED, GAME

18 at Washington, 9/19/10
24 vs. Tennessee, 11/28/10
27 at N.Y. Jets, 11/26/06
30 at Tennessee, 12/27/15
32 vs. Jacksonville, 1/3/16

SEASON, BOTH TEAMS

4,119 2005
4,021 2003
3,984 2011
3,842 2014
3,809 2008

GAME, BOTH TEAMS

442 Texans 244 vs. Jacksonville 198, 1/2/11
387 Texans 67 at Seattle 320, 10/16/05
380 Texans 140 at Cincinnati 240, 11/9/03
367 Texans 249 at Oakland 118, 10/3/10
360 Texans 132 vs. Kansas City 228, 10/17/10

FEWEST, SEASON, BOTH TEAMS

3,186 2009
3,411 2007
3,436 2002
3,643 2006
3,683 2012

FEWEST, GAME, BOTH TEAMS

52 Texans 25 at N.Y. Jets 27, 11/26/06
76 Texans 58 at Washington 18, 9/19/10
89 Texans 45 at Arizona 44, 10/11/09
141 Texans 24 vs. N.Y. Giants 117, 10/10/10

TEAM RECORDS

RUSHING (cont.)

ATTEMPTS

SEASON

551 2014
546 2011
508 2012
481 2004
472 2015
437 2005

GAME

54 at Cleveland, 11/16/14
48 at Jacksonville, 9/16/12
47 at Tennessee, 10/23/11
46 vs. Tampa Bay, 9/27/15
at Oakland, 9/14/14
44 3 times, last vs. Atlanta, 12/4/11

FEWEST, SEASON

414 2013
417 2007
421 2003
423 2010
424 2002

FEWEST, GAME

12 vs. Tennessee, 10/21/07
13 vs. N.Y. Jets, 9/13/09
14 at N.Y. Jets, 11/26/06
15 vs. N.Y. Giants, 10/10/10

SEASON, OPPONENT

533 2003
509 2002
506 2005
454 2013
446 2006

GAME, OPPONENT

57 at Cincinnati, 11/9/03
47 at San Francisco, 1/1/06
46 at Washington, 12/22/02
43 vs. Cincinnati, 11/23/14
42 7 times, last at N.Y. Giants, 9/21/14

FEWEST, SEASON, OPPONENT

378 2011
388 2015
390 2012
396 2009

FEWEST, GAME, OPPONENT

10 vs. New Orleans, 11/29/15
vs. Indianapolis, 9/12/10
11 at Tennessee, 12/27/15
12 vs. Baltimore, 10/21/12
vs. Tennessee, 11/28/10
vs. Jacksonville, 10/31/04

RUSHING AVERAGE

SEASON

4.83 2010
4.48 2011
4.27 2008
4.21 2013
4.08 2016

GAME

7.37 at Cincinnati, 11/9/03 (19-140)
7.32 at Detroit (OT), 11/22/12 (28-205)
7.23 vs. Buffalo, 11/19/06 (26-188)
7.10 at Indianapolis, 11/16/08 (21-149)
7.08 vs. Tennessee, 11/28/04 (25-177)

LOWEST, SEASON

3.18 2002
3.47 2009
3.67 2015
3.80 2007

LOWEST, GAME

1.21 at Buffalo, 11/16/03 (28-34)
1.27 vs. Tennessee, 12/29/02 (22-28)
1.42 at Pittsburgh, 12/8/02 (26-37)
1.60 vs. N.Y. Giants, 10/10/10 (15-24)
1.61 vs. Buffalo, 9/28/14 (23-37)

SEASON, OPPONENT

4.55 2005
4.47 2008
4.45 2003
4.42 2004
4.38 2006

GAME, OPPONENT

9.60 at Tennessee, 9/20/09 (25-240)
9.38 at Jacksonville, 10/14/07 (26-244)
8.64 vs. Jacksonville, 12/28/14 (14-121)
7.62 at Seattle, 10/16/05 (42-320)
7.55 at Oakland, 10/3/04 (20-151)

LOWEST, SEASON, OPPONENT

4.00 2014
2012
4.04 2010
4.06 2011
4.10 2002

LOWEST, GAME, OPPONENT

1.04 at N.Y. Jets, 11/26/06 (26-27)
1.06 at Washington, 9/19/10 (17-18)
2.00 vs. Tennessee, 11/28/10 (12-24)
2.06 vs. Baltimore, 12/21/14 (16-33)
2.08 at Chicago, 12/19/04 (26-54)

RUSHING TOUCHDOWNS

SEASON

20 2010
19 2012
18 2011
16 2008
2004

GAME

4 vs. New England, 12/1/13
3 13 times, last at Jacksonville, 12/7/14

SEASON, OPPONENT

21 2005
18 2008
17 2009
16 2010
2006

GAME, OPPONENT

5 at Seattle, 10/16/05
4 at Atlanta, 10/4/15
vs. Jacksonville, 9/27/09
vs. Jacksonville, 12/24/05

100-YARD RUSHING GAMES BY AN INDIVIDUAL

SEASON

11 2011
8 2014
2010
7 2012
5 2008
2004

SEASON, OPPONENT

10 2005
7 2004
2003
6 2007
5 2008
2002

CONSECUTIVE GAMES WITH A RUSHING TOUCHDOWN

TEXANS

7 at Oakland 10/3/10 – at N.Y. Jets 11/21/10
vs. Tennessee 11/28/04 – at Buffalo 9/11/05
6 at Tennessee 10/23/11 – vs. Atlanta 12/4/11
5 vs. Tennessee 9/30/12 – vs. Buffalo 11/4/12
vs. Carolina 12/18/11 – at Jacksonville 9/16/12
at Oakland 12/3/06 – vs. Cleveland 12/31/06

OPPONENT

6 at Pittsburgh 9/7/08 – vs. Detroit 10/19/08
5 at Philadelphia 12/2/10 – vs. Jacksonville 1/2/11
at Washington 9/19/10 – vs. Kansas City 10/17/10
at Buffalo 11/1/09 – at Jacksonville 12/6/09
at Dallas 10/15/06 – at Jacksonville 11/12/06
at Jacksonville 11/6/05 – at Baltimore 12/4/05
at New Orleans 9/14/03 – vs. N.Y. Jets 10/19/03

PASSING

NET YARDS PASSING

MOST, SEASON

4,654 2009
4,267 2008
4,144 2010
3,833 2015
3,830 2012

MOST, GAME

504 vs. Jacksonville (OT), 11/18/12
468 at Washington (OT), 9/19/10
408 at Green Bay, 12/7/08
403 vs. Oakland, 10/9/11
385 at Cincinnati, 10/18/09

FEWEST, SEASON

2,225 2002
2,237 2005
2,655 2003
2,778 2006
3,246 2004

FEWEST, GAME

-5 at Oakland, 12/3/06
6 vs. Indianapolis, 10/23/05
10 at Pittsburgh, 12/8/02
25 at Buffalo, 9/11/05
29 at San Diego, 9/15/02

MOST ALLOWED, SEASON

4,280 2010
3,890 2014
3,712 2003
3,682 2007

TEAM RECORDS

PASSING (cont.)

NET YARDS PASSING (cont.)

MOST ALLOWED, GAME

421 at Tennessee, 10/12/03
419 at Detroit (OT), 11/22/12
vs. Indianapolis, 9/12/10
403 at Washington, 9/19/10
397 vs. Denver, 12/22/13

FEWEST ALLOWED, SEASON

3,035 2011
3,123 2013
3,141 2002
3,226 2016
3,336 2015

FEWEST ALLOWED, GAME

31 at Jacksonville, 12/26/04
52 at Jacksonville, 9/16/12
83 vs. Jacksonville, 12/18/16
86 at Tennessee, 10/29/06
90 vs. Jacksonville, 10/30/11

MOST, SEASON, BOTH TEAMS

8,424 2010
8,141 2009
7,756 2015
7,690 2008
7,442 2012

MOST, GAME, BOTH TEAMS

876 Texans 504 vs. Jacksonville 378 (OT), 11/18/12
871 Texans 468 at Washington 403 (OT), 9/19/10
788 Texans 367 at Tennessee 421, 10/12/03
746 Texans 358 vs. Minnesota 388 (OT), 10/10/04
718 Texans 364 at New Orleans 354, 9/25/11

FEWEST, SEASON, BOTH TEAMS

5,366 2002
5,758 2005
6,222 2006
6,367 2003
6,541 2011

FEWEST, GAME, BOTH TEAMS

153 Texans 122 at Jacksonville 31, 12/26/04
172 Texans 29 at San Diego 143, 9/15/02
184 Texans -5 at Oakland 189, 12/3/06
189 Texans 25 at Buffalo 164, 9/11/05
218 Texans 93 at New England 125, 12/14/06

GROSS YARDS PASSING

MOST, SEASON

4,803 2009
4,079 2015
4,474 2008
4,370 2010
4,183 2013

MOST, GAME

527 vs. Jacksonville (OT), 11/18/12
497 at Washington (OT), 9/19/10
416 vs. Oakland, 10/9/11
414 vs. Green Bay, 12/7/08
393 vs. Baltimore (OT), 12/13/10

FEWEST, SEASON

2,636 2002
2,661 2005
2,841 2003
3,032 2006
3,460 2014

FEWEST, GAME

32 at Oakland, 12/3/06
33 at Pittsburgh, 12/8/02
48 vs. Indianapolis, 10/23/05
64 at Tampa Bay, 12/14/03
70 at Buffalo, 9/18/05

MOST ALLOWED, SEASON

4,499 2010
4,141 2014
3,881 2012
3,878 2007
3,835 2003

MOST ALLOWED, GAME

441 at Detroit (OT), 11/22/12
433 vs. Indianapolis, 9/12/10
426 at Washington, 9/19/10
421 at Tennessee, 10/12/03
400 vs. Denver 12/22/13
at Indianapolis, 9/17/06

FEWEST ALLOWED, SEASON

3,322 2011
3,310 2013
3,378 2002
3,598 2008
3,635 2006

FEWEST ALLOWED, GAME

54 at Jacksonville, 12/26/04
76 at Jacksonville, 9/16/12
87 at Tennessee, 10/29/06
97 vs. Jacksonville, 10/30/11
109 at Tennessee, 11/10/02

PASS ATTEMPTS

MOST, SEASON

633 2013
619 2015
593 2009
574 2010
562 2013

MOST, GAME

62 vs. Baltimore (OT), 12/13/10
58 at Carolina, 9/20/15
58 at Jacksonville, 12/5/13
57 at Atlanta, 10/4/15
55 vs. Jacksonville (OT), 11/18/12
54 at Tennessee Titans, 12/19/10
at N.Y. Jets, 11/26/06

FEWEST, SEASON

439 2003
447 2002
449 2005
467 2011
471 2004

FEWEST, GAME

9 vs. Indianapolis, 10/23/05
10 at Pittsburgh, 12/8/02
14 at Oakland, 12/3/06
15 at Tampa Bay, 11/13/11
vs. Cleveland, 12/31/06

MOST, SEASON, OPPONENT

581 2012
548 2009
547 2010
553 2015
546 2007

MOST, GAME, OPPONENT

61 at Detroit (OT), 11/22/12
58 at Pittsburgh, 12/8/02
57 vs. Indianapolis, 9/12/10
55 at Miami, 12/27/09
53 at Jacksonville, 10/18/15

FEWEST, SEASON, OPPONENT

469 2005
471 2008
484 2013
502 2003
505 2006

FEWEST, GAME, OPPONENT

11 at San Diego, 10/28/07
15 at San Francisco, 10/6/13
at Tennessee, 10/29/06
16 vs. St. Louis, 10/13/13
18 at Minnesota, 11/2/08
at Pittsburgh, 9/7/08

PASS COMPLETIONS

MOST, SEASON

399 2009
371 2013
367 2008
365 2010
358 2015

MOST, GAME

43 vs. Jacksonville (OT), 11/18/12
39 at N.Y. Jets, 11/26/06
38 at Washington (OT), 9/19/10
35 at Tennessee, 12/19/10
at Arizona, 10/11/09

FEWEST, SEASON

235 2002
248 2003
270 2005
286 2004
288 2011

FEWEST, GAME

3 at Pittsburgh, 12/8/02
6 vs. Indianapolis, 10/23/05
at San Diego, 9/15/02
7 at Oakland, 12/3/06

MOST, SEASON, OPPONENT

363 2014
361 2007
354 2010
344 2009
2004

MOST, GAME, OPPONENT

40 vs. Indianapolis, 9/12/10
36 vs. Minnesota, 10/10/04
35 at Miami, 12/27/09
34 at Indianapolis, 11/8/09
33 vs. New Orleans, 11/18/07
vs. Green Bay, 11/21/04

FEWEST, SEASON, OPPONENT

279 2011
281 2002
287 2013
294 2008
297 2003

FEWEST, GAME, OPPONENT

6 at San Francisco, 10/6/13
7 at San Diego, 10/28/07
at Tennessee, 10/29/06
8 vs. Tennessee, 12/29/02
9 at Jacksonville, 9/16/12

TEAM RECORDS

PASSING (cont.)

TOUCHDOWN PASSES

MOST, SEASON

29 2015
2009
24 2007
2010
22 2014
2012

MOST, GAME

6 vs. Tennessee, 11/30/14
5 vs. Kansas City, 10/8/17
vs. Jacksonville (OT), 11/18/12
4 vs. Tennessee, 10/1/17
at Denver, 9/23/12
at Cincinnati, 10/18/09
at Tennessee, 9/20/09
vs. Tennessee, 10/21/07

MOST, SEASON, OPPONENT

33 2010
32 2004
29 2013
2012
28 2014

MOST, GAME, OPPONENT

6 vs. Green Bay, 10/14/12
5 at Indianapolis, 11/14/04
vs. Minnesota (OT), 10/10/04
vs. New England, 9/24/17
4 9 times, last at Miami, 10/25/15

CONSECUTIVE GAMES WITH A PASSING TOUCHDOWN

TEXANS

16 at Jacksonville 11/14/10 – vs. Jacksonville 10/30/11
14 vs. Baltimore 12/21/14 – at Buffalo 12/06/15
12 at Indianapolis 11/8/09 – at Oakland 10/3/10
at Jacksonville 10/14/07 – vs. Jacksonville 12/30/07
10 vs. Pittsburgh 9/18/05 – at Indianapolis 11/13/05

OPPONENT

22 at Oakland 9/14/14 – at Miami 10/25/15
12 vs. Cleveland 1/2/05 – vs. St. Louis 11/27/05

FIRST DOWNS

MOST, SEASON

360 2010
341 2012
340 2009
2008
335 2015

MOST, GAME

39 vs. Jacksonville (OT), 11/18/12
30 vs. Tampa Bay, 9/27/15
33 vs. Tennessee, 10/1/17
29 at Cleveland, 11/15/14
vs. Seattle, 9/29/13
at Tennessee, 10/23/11
at Washington (OT), 9/19/10
vs. New England, 1/3/10
vs. Detroit, 10/19/08

FEWEST, SEASON

208 2002
237 2003
243 2005
282 2006
295 2007

FEWEST, GAME

3 at Pittsburgh, 12/8/02
7 at Tampa Bay, 12/14/03
at Jacksonville, 12/7/03
at San Diego, 9/15/02
vs. New England, 12/13/15

MOST ALLOWED, SEASON

352 2010
348 2005
336 2003
329 2014
325 2007

MOST ALLOWED, GAME

34 at Indianapolis, 9/17/06
33 at Indianapolis, 12/23/07
31 at Seattle, 10/16/05
30 4 times, last vs. Philadelphia, 11/2/14

FEWEST ALLOWED, SEASON

270 2011
272 2016
281 2015
282 2013
291 2002
292 2012

FEWEST ALLOWED, GAME

6 at Jacksonville, 12/26/04
8 at Chicago, 11/11/12
vs. Oakland, 10/4/09
9 vs. Tennessee, 10/1/17
at Jacksonville, 9/16/12
vs. Tennessee, 11/28/10
at Buffalo, 11/1/09
vs. Jacksonville, 12/18/16

MOST, SEASON, BOTH TEAMS

712 2010
642 2014
640 2009
2008
633 2012

MOST, GAME, BOTH TEAMS

56 Texans 39 vs. Jacksonville 17 (OT), 11/18/12
55 Texans 26 at Detroit 29 (OT), 11/22/12
Texans 27 vs. Indianapolis 28, 11/29/09
53 Texans 29 at Browns 24, 11/16/14
52 Texans 18 at Indianapolis 34, 9/17/06

FEWEST, SEASON, BOTH TEAMS

499 2002
573 2003
589 2013
591 2011
2005

FEWEST, GAME, BOTH TEAMS

21 Texans 13 at Chicago 8, 11/11/12
23 Texans 9 at Jacksonville 14, 11/27/11
Texans 10 at Indianapolis 13, 12/1/02
Texans 7 at San Diego 16, 9/15/02
24 Texans 16 vs. Oakland 8, 10/4/09
Texans 13 vs. Dallas 11, 9/8/02

RUSHING FIRST DOWNS

MOST, SEASON

131 2011
118 2010
114 2012
108 2014
106 2008
2006

MOST, GAME

16 at Jacksonville, 9/16/12
15 vs. Indianapolis, 9/12/10
14 vs. Cleveland, 11/6/11
at Tennessee, 10/23/11
vs. Indianapolis, 12/24/06

FEWEST, SEASON

59 2002
86 2003
89 2005
90 2013
90 2015

FEWEST, GAME

1 vs. Tennessee, 11/1/15
vs. Minnesota, 12/23/12
vs. Tennessee, 11/23/09
vs. Tampa Bay, 12/9/07
vs. Tennessee, 10/21/07
at Dallas, 10/15/06
at Pittsburgh, 12/8/02

MOST, SEASON, OPPONENT

130 2003
123 2005
116 2002
115 2006
114 2008

MOST, GAME, OPPONENT

19 at Seattle, 10/16/05
16 at Cincinnati, 11/9/03
15 vs. Jacksonville, 1/2/11
vs. Kansas City, 11/20/05
at Washington, 12/22/02

FEWEST, SEASON, OPPONENT

73 2011
79 2015
88 2013
89 2004
91 2009
94 2012

FEWEST, GAME, OPPONENT

1 at New England, 9/24/17
vs. Jacksonville, 1/3/16
at Tennessee, 12/27/15
vs. Baltimore, 12/21/14
at Tennessee, 10/26/14
vs. Tennessee, 11/28/10
vs. Oakland, 10/4/09
at Carolina, 9/16/07

PASSING FIRST DOWNS

MOST, SEASON

231 2009
222 2010
210 2015
210 2008
205 2012

MOST, GAME

26 vs. Jacksonville (OT), 11/18/12
23 at Washington (OT), 9/19/10
21 vs. Baltimore (OT), 12/13/10
at Cincinnati, 10/18/09
20 vs. Seattle, 9/29/13
at Tennessee, 12/19/10

FEWEST, SEASON

119 2002
127 2003
142 2005
156 2006
171 2014

TEAM RECORDS

FIRST DOWNS (cont.)

PASSING FIRST DOWNS (cont.)

FEWEST, GAME

- 1 at Pittsburgh, 12/8/02
vs. Indianapolis, 9/22/02
- 2 at Oakland, 12/3/06
- 3 at Tampa Bay, 12/14/03
- 4 8 times, last vs. New England, 12/13/15

MOST, SEASON, OPPONENT

- 211 2010
- 206 2014
- 197 2007
- 194 2004
- 188 2005

MOST, GAME, OPPONENT

- 21 vs. Kansas City, 10/8/17
at Detroit (OT), 11/22/12
at Indianapolis, 11/16/08
at Indianapolis, 9/17/06
vs. Minnesota (OT), 10/10/04

FEWEST, SEASON, OPPONENT

- 155 2002
- 158 2013
- 166 2011
- 167 2008
- 2012

FEWEST, GAME, OPPONENT

- 2 at Jacksonville, 12/26/04
- 4 vs. Jacksonville, 12/28/14
at Chicago, 11/11/12
at Jacksonville, 9/16/12

FIRST DOWNS BY PENALTY

MOST, SEASON

- 35 2015
- 34 2014
- 30 2002
- 24 2008
- 2003

MOST, GAME

- 8 vs. Jacksonville, 9/10/17
- 6 vs. Cincinnati, 11/3/02
- 5 at Carolina, 9/20/15
vs. St. Louis, 10/13/13
vs. Tennessee, 12/14/08
vs. Dallas, 9/8/02

FEWEST, SEASON

- 9 2007
- 12 2005
- 14 2011
- 16 2009
- 19 2013

MOST, SEASON, OPPONENT

- 37 2005
- 36 2013
- 34 2014
- 2009
- 31 2012
- 2011

MOST, GAME, OPPONENT

- 7 at Jacksonville, 12/5/13
- 6 vs. Indianapolis, 10/8/15
at Indianapolis, 12/22/11
at Indianapolis, 11/8/09

FEWEST, SEASON, OPPONENT

- 19 2008
- 20 2002
- 21 2007
- 2004

FIELD GOALS

MOST, SEASON

- 32 2011
- 31 2012
- 30 2014
- 29 2008
- 27 2010

FEWEST, SEASON

- 17 2004
- 2002
- 18 2003
- 19 2006
- 21 2009

MOST ATTEMPTED, SEASON

- 38 2012
- 2011
- 35 2014
- 2013
- 34 2005

FEWEST ATTEMPTED, SEASON

- 22 2003
- 24 2004
- 2002
- 25 2006
- 27 2015

MOST ATTEMPTED, GAME

- 7 at Miami, 9/7/03
- 6 vs. Baltimore, 12/21/14
vs. Indianapolis, 12/16/12
- 5 5 times, last vs. Jacksonville (OT), 11/18/12

MOST CONVERTED, GAME

- 6 vs. Baltimore, 12/21/14
- 5 vs. Indianapolis, 12/16/12
vs. Miami, 10/7/07
at Baltimore, 12/4/05
at Miami, 9/7/03

CONSECUTIVE GAMES SCORING FIELD GOALS

- 19 9/22/13 - 10/5/14
- 17 10/23/11 - 10/21/12
- 15 11/1/10 - 10/9/11
- 10 11/13/05 - 9/17/06

MOST FIELD GOALS MADE, SEASON, OPPONENT

- 30 2013
- 2011
- 28 2007
- 2005
- 2003

FEWEST FIELD GOALS MADE, SEASON, OPPONENT

- 20 2015
- 2009
- 21 2012
- 2010
- 22 2004

MOST FIELD GOALS ATTEMPTED, SEASON, OPPONENT

- 36 2011
- 35 2013
- 2003
- 34 2002
- 33 2007

FEWEST FIELD GOALS ATTEMPTED, SEASON, OPPONENT

- 22 2014
- 23 2009
- 24 2012
- 26 2015
- 27 2010

MOST FIELD GOALS ATTEMPTED, GAME, OPPONENT

- 8 vs. Tennessee, 10/21/07*
- 5 6 times, last at Indianapolis, 12/22/11

MOST FIELD GOALS CONVERTED, GAME, OPPONENT

- 8 vs. Tennessee, 10/21/07*
- 5 at Baltimore, 10/16/11
at Buffalo, 9/11/05
vs. Cleveland, 1/2/05

MOST FIELD GOALS CONVERTED, GAME, BOTH TEAMS

- 9 Texans 5 vs. Miami 4, 10/7/07
- 8 Texans 0 vs. Tennessee 8*, 10/21/07

* Indicates NFL record.

PUNTING

PUNTS

MOST, SEASON

- 116 2002
- 97 2003
- 96 2015
- 88 2013
- 2012

MOST, GAME

- 11 at Indianapolis, 12/1/02
- 10 6 times, last at Tennessee, 12/2/12

FEWEST, SEASON

- 53 2008
- 55 2007
- 63 2010
- 67 2009
- 73 2004

FEWEST, GAME

- 1 at Buffalo, 11/1/09
vs. Miami, 10/7/07
- 2 29 times, last vs. Tennessee, 10/1/17

MOST PUNTS, SEASON, OPPONENT

- 101 2015
- 98 2002
- 92 2012
- 91 2013

MOST PUNTS, GAME, OPPONENT

- 11 vs. Oakland, 11/17/13
- 10 at San Francisco, 1/1/06
at San Diego, 9/15/02

FEWEST PUNTS, SEASON, OPPONENT

- 59 2007
- 63 2005
- 65 2006
- 67 2010
- 2008

FEWEST PUNTS, GAME, OPPONENT

- 0 vs. Jacksonville, 10/14/07
vs. Indianapolis, 10/23/05
- 1 5 times, last at Indianapolis, 11/16/08

MOST PUNTS, SEASON, BOTH TEAMS

- 214 2002
- 197 2015
- 180 2012
- 179 2013
- 172 2003
- 167 2014

TEAM RECORDS

PUNTING (cont.)

PUNTS (cont.)

MOST PUNTS, GAME, BOTH TEAMS

- 20 Texans 9 vs. Oakland 11, 11/17/13
- Texans 11 at Indianapolis 9, 12/1/02
- Texans 10 at San Diego 10, 9/15/02
- 19 Texans 10 at Jacksonville 9, 11/27/11
- Texans 10 vs. Dallas 9, 9/8/02

FEWEST PUNTS, SEASON, BOTH TEAMS

- 114 2007
- 120 2008
- 130 2010
- 140 2005
- 141 2006

FEWEST PUNTS, GAME, BOTH TEAMS

- 2 Texans 2 at Jacksonville 0, 10/14/07
- 3 Texans 2 at Indianapolis 1, 11/16/08
- Texans 1 vs. Miami 2, 10/7/07
- Texans 2 at Indianapolis 1, 12/24/06

PUNT YARDS

MOST YARDS, SEASON

- 4,720 2002
- 4,533 2015
- 4,189 2013
- 4,150 2012
- 4,028 2003

MOST YARDS, GAME

- 488 at Tennessee, 12/12/12
- 442 vs. Oakland, 11/17/13
- 440 at Cincinnati, 9/14/17
- 436 at Jacksonville, 11/27/11
- 435 at Indianapolis, 12/1/02

FEWEST YARDS, SEASON

- 2,240 2008
- 2,296 2007
- 2,650 2010
- 2,866 2009
- 2,990 2005

FEWEST YARDS, GAME

- 39 at Buffalo, 11/1/09
- 47 vs. Miami, 10/7/07
- 59 vs. Cincinnati, 10/26/08
- 59 vs. Carolina, 12/18/11
- 64 vs. Jacksonville, 12/24/05

MOST YARDS, SEASON, OPPONENT

- 4,693 2015
- 4,176 2012
- 4,161 2013
- 3,896 2011
- 3,892 2002

MOST YARDS, GAME, OPPONENT

- 540 vs. Oakland, 11/17/13
- 470 at Jacksonville, 9/16/12
- 427 at Tennessee, 12/27/15
- 427 vs. Oakland, 10/4/09
- 413 vs. Buffalo, 9/28/14

FEWEST PUNTING YARDS, SEASON, OPPONENT

- 2,528 2005
- 2,535 2007
- 2,880 2004
- 2,930 2010
- 2,949 2006

FEWEST PUNTING YARDS, GAME, OPPONENT

- 0 vs. Jacksonville, 10/14/07
- vs. Indianapolis, 10/23/05
- 39 vs. Pittsburgh, 9/18/05
- 41 at Seattle, 10/16/05
- 45 at Indianapolis, 9/14/06

HIGHEST PUNTING AVERAGE, SEASON

- 47.6 2013, 88 punts
- 47.2 2015, 96 punts
- 47.2 2012, 88 punts
- 45.8 2014, 84 punts
- 44.0 2011, 74 punts

LOWEST PUNTING AVERAGE, SEASON

- 38.8 2005, 77 punts
- 40.7 2002, 116 punts
- 41.2 2004, 73 punts
- 41.5 2003, 97 punts
- 41.6 2006, 76 punts

HIGHEST PUNTING AVERAGE, GAME (MINIMUM 4 PUNTS)

- 58.9 at Arizona, 11/10/13, 7 punts
- 58.5 at New England, 9/24/17, 4 punts
- 54.5 vs. Indianapolis, 10/9/14, 4 punts
- 54.2 at Denver, 9/23/12, 5 punts
- 52.8 vs. Atlanta, 12/4/11, 5 punts

HIGHEST PUNTING AVERAGE, SEASON, OPPONENT

- 46.9 2011, 83 punts
- 46.8 2009, 76 punts
- 46.5 2015, 101 punts
- 45.7 2013, 91 punts

LOWEST PUNTING AVERAGE, GAME (MINIMUM 4 PUNTS)

- 30.7 at Chicago, 12/19/04, 7 punts
- 33.8 at Indianapolis, 11/14/04, 4 punts
- 34.2 at Jacksonville, 11/12/06, 5 punts
- 34.3 at Cleveland, 11/25/07, 4 punts
- 34.7 vs. Jacksonville, 11/17/02, 6 punts

HIGHEST PUNTING AVERAGE, GAME, OPPONENT (MINIMUM 4 PUNTS)

- 56.8 at Oakland, 12/3/06, 4 punts
- at Dallas, 10/15/06, 4 punts
- 53.9 at Carolina, 9/20/15, 7 punts
- 53.4 vs. Oakland, 10/4/09, 8 punts
- 52.8 at San Diego, 10/28/07, 5 punts
- 52.2 vs. Jacksonville, 9/16/02, 9 punts

LOWEST PUNTING AVERAGE, SEASON, OPPONENT

- 39.7 2002, 98 punts
- 40.1 2005, 63 punts
- 41.7 2004, 69 punts
- 2003, 75 punts
- 43.0 2007, 59 punts

LOWEST PUNTING AVERAGE, GAME, OPPONENT (MINIMUM 4 PUNTS)

- 25.7 at Washington, 12/22/02, 7 punts
- 31.2 at San Francisco, 1/1/06, 10 punts
- 31.3 vs. New England, 11/23/03, 4 punts
- 33.0 vs. Cleveland, 10/30/05, 4 punts
- 34.0 at Cleveland, 11/25/07, 5 punts

PUNT RETURNS

PUNT RETURN TOUCHDOWNS

MOST TOUCHDOWNS, PUNT RETURNS

- 2 2008 Jacoby Jones 73 yards vs. Cincinnati, 10/26/08; Jacoby Jones 70 vs. Miami, 10/12/08
- 1 2013 Keshawn Martin 87 vs. Oakland, 11/17/13
- 2011 Jacoby Jones 79 vs. Indianapolis, 9/11/11
- 2002 Avion Black 76 vs. Baltimore, 12/15/02
- 2016 Will Fuller V 67 vs. Tennessee, 10/2/16

MOST TOUCHDOWNS, PUNT RETURNS, OPPONENT

- 1 2017 Tyreek Hill 82 yards vs. Kansas City, 10/8/17
- 2013 Tandon Doss 76 at Baltimore, 9/22/13
- 2012 Marcus Thigpen 72 vs. Miami, 9/9/12
- 2008 Johnnie Lee Higgins 80 at Oakland, 12/21/08
- 2006 Adam Jones 53 at Tennessee, 10/29/06
- 2005 Adam Jones 52 at Tennessee, 12/11/05
- 2003 Dante Hall 73 vs. Kansas City, 9/21/03

PUNT RETURNS

MOST, SEASON

- 53 2002
- 52 2015
- 51 2011
- 45 2009
- 42 2013

MOST, GAME

- 7 vs. Oakland, 11/17/13
- at Jacksonville, 11/27/11
- vs. Oakland, 10/4/09
- at Baltimore, 12/4/05
- 6 at Carolina, 9/20/15
- at Jacksonville, 9/16/12

FEWEST, SEASON

- 23 2006
- 30 2005
- 32 2008
- 33 2007
- 34 2014

MOST RETURNS, SEASON, OPPONENT

- 60 2015
- 58 2002
- 48 2012
- 43 2013
- 2003

MOST RETURNS, GAME, OPPONENT

- 7 vs. Dallas, 9/8/02
- 6 9 times, last vs. Cleveland, 10/15/17

FEWEST PUNT RETURNS, SEASON, OPPONENT

- 19 2007
- 21 2008
- 24 2009
- 29 2010
- 30 2004

PUNT RETURN YARDS

MOST YARDS, SEASON

- 529 2011
- 512 2002
- 449 2009
- 414 2012
- 386 2008

TEAM RECORDS

PUNT RETURNS (cont.)

PUNT RETURN YARDS (cont.)

MOST YARDS, GAME

125 vs. Oakland, 11/17/13
100 at Arizona, 10/11/09
92 vs. Baltimore, 12/15/02
91 at Jacksonville, 11/27/11
vs. Indianapolis, 9/11/11

FEWEST YARDS, SEASON

208 2014
223 2005
235 2010
242 2006
266 2003

FEWEST YARDS, GAME

-12 vs. Detroit, 10/19/08
-6 at Denver, 11/7/04
-4 at Tennessee, 12/2/07
-3 at Philadelphia, 12/2/10

MOST PUNT RETURN YARDS, SEASON, OPPONENT

612 2015
530 2013
483 2012
407 2003
396 2014

MOST PUNT RETURN YARDS, GAME, OPPONENT

93 at Baltimore, 9/22/13
80 2 times, last at Oakland, 12/21/08
76 vs. Miami, 9/9/12
74 at Arizona, 11/10/13
73 vs. Kansas City, 9/21/03

FEWEST PUNT RETURN YARDS, SEASON, OPPONENT

104 2009
151 2007
219 2005
233 2010
235 2008

FEWEST PUNT RETURN YARDS, GAME, OPPONENT

-4 vs. Oakland, 10/4/09
-3 at Pittsburgh, 9/7/08
-2 at San Diego, 9/15/02
-1 at Indianapolis, 12/1/02

PUNT RETURN AVERAGE

HIGHEST AVERAGE, SEASON

12.06 2008
10.89 2012
10.52 2006
10.37 2011
9.98 2009

HIGHEST AVERAGE, GAME (MINIMUM 4 RETURNS)

21.75 vs. Miami, 10/12/08
20.00 at Arizona, 10/11/09
18.25 at Buffalo, 11/1/09
17.86 vs. Oakland, 11/17/13
16.75 at Tennessee, 12/2/12

LOWEST AVERAGE, SEASON

6.12 2014
6.65 2010
6.71 2003
7.25 2015
7.43 2005
8.23 2004

LOWEST AVERAGE, GAME (MINIMUM 4 RETURNS)

1.80 vs. Tennessee (OT), 9/15/13
2.25 vs. Baltimore, 10/21/12
2.50 at Tampa Bay, 11/13/11
3.00 at Miami, 9/7/03
3.40 vs. Tampa Bay, 9/27/15

HIGHEST PUNT RETURN AVERAGE, SEASON, OPPONENT

12.38 2014
12.32 2013
11.19 2008
10.20 2015
10.06 2012

HIGHEST PUNT RETURN AVERAGE, GAME, OPPONENT (MINIMUM 4 RETURNS)

19.80 vs. Kansas City, 10/8/17
17.25 at Jacksonville, 10/27/02
16.80 at Indianapolis, 12/20/15
16.30 at Cincinnati, 9/14/17
16.00 vs. Indianapolis, 9/22/02

LOWEST PUNT RETURN AVERAGE, SEASON, OPPONENT

4.33 2009
5.66 2002
6.64 2005
7.64 2006
7.95 2007

LOWEST PUNT RETURN AVERAGE, GAME, OPPONENT (MINIMUM 4 RETURNS)

-0.33 at San Diego, 9/15/03
-0.18 at Indianapolis, 12/1/02
1.00 at Jacksonville, 11/27/11
1.43 vs. Dallas, 9/8/02
3.17 at Miami, 10/25/15

KICKOFF RETURNS

KICKOFF RETURN TOUCHDOWNS

MOST TOUCHDOWNS, KICKOFF RETURNS, SEASON

4 2007
2 2005
1 2009

MOST TOUCHDOWNS, KICKOFF RETURNS, GAME

2 André Davis 104 and 97 yards vs. Jacksonville, 12/30/17
1 Jacoby Jones 95 vs. Oakland, 10/4/09
André Davis 97 vs. Tampa Bay, 12/9/07
Jerome Mathis 84 vs. Indianapolis, 9/23/07
Jerome Mathis 99 vs. Kansas City, 10/23/05
Jerome Mathis 89 vs. Indianapolis, 10/23/05

MOST TOUCHDOWNS, KICKOFF RETURNS, SEASON, OPPONENT

1 2013
2012
2010
2006
2004
2002

MOST TOUCHDOWNS, KICKOFF RETURNS, GAME, OPPONENT

1 Deji Karim 101 yards at Indianapolis, 12/30/12
Joe McKnight 100 at N.Y. Jets, 10/8/12
David Reed 103 vs. Baltimore (OT), 12/13/10
Ellis Hobbs 93 at New England, 12/17/06
Eddie Drummond 99 at Detroit, 9/19/04
André Davis 95 at Cleveland, 10/20/02

KICKOFF RETURNS

MOST, SEASON

84 2005
80 2003
77 2002
74 2007
72 2008

MOST, GAME

8 4 times, last at Indianapolis, 11/16/08
7 20 times, last at N.Y. Jets, 11/21/10

FEWEST, SEASON

18 2015
20 2014
29 2011
44 2012
51 2013

MOST RETURNS, SEASON, OPPONENT

73 2008
72 2010
71 2009
69 2007
62 2012

MOST RETURNS, GAME, OPPONENT

7 7 times, last vs. Baltimore, 10/21/12

FEWEST RETURNS, SEASON, OPPONENT

39 2013
40 2015
45 2014
46 2011
52 2006
2002

KICKOFF RETURN YARDS

MOST YARDS, SEASON

2,173 2005
1,961 2007
1,700 2003
1,609 2006
1,550 2008

MOST YARDS, GAME

278 vs. Kansas City, 11/20/05
266 vs. Indianapolis, 10/23/05
234 vs. Jacksonville, 12/30/07
233 vs. Indianapolis, 9/23/07
207 at Indianapolis, 11/16/08

FEWEST YARDS, SEASON

422 2014
430 2015
730 2011
953 2012
1,257 2013

MOST RETURN YARDS, SEASON, OPPONENT

1,741 2010
1,630 2008
1,597 2009
1,595 2012
1,593 2007

MOST RETURN YARDS, GAME, OPPONENT

233 vs. Baltimore (OT), 12/13/10
201 vs. Baltimore, 10/21/12
199 vs. Oakland, 10/3/04
191 vs. Miami, 10/7/07
189 at Buffalo, 11/1/09

TEAM RECORDS

KICKOFF RETURNS (cont.)

KICKOFF RETURN YARDS (CONTINUED)

FEWEST RETURN YARDS, SEASON, OPPONENT

977 2015
1,004 2013
1,030 2011
1,135 2016
1,149 2003

KICKOFF RETURN AVERAGE

HIGHEST AVERAGE, SEASON

26.50 2007
25.87 2005
25.17 2011
24.65 2013
23.88 2015

HIGHEST AVERAGE, GAME (MINIMUM 4 RETURNS)

46.80 vs. Jacksonville, 12/30/07
38.00 vs. Indianapolis, 10/23/05
35.40 vs. Cleveland, 10/30/05
34.75 vs. Kansas City, 11/20/05
33.29 vs. Indianapolis, 9/23/07

LOWEST AVERAGE, SEASON

19.79 2010
19.86 2002
21.01 2004
21.10 2014
21.25 2003

LOWEST AVERAGE, GAME (MINIMUM 4 RETURNS)

11.80 at Cincinnati, 12/11/11
12.71 at N.Y. Jets, 11/21/11
13.25 vs. Jacksonville, 12/24/05
13.50 at Detroit, 9/19/04
13.67 at Jacksonville, 10/14/07

HIGHEST RETURN AVERAGE, SEASON, OPPONENT

25.98 2014
25.74 2013
25.73 2012
24.43 2015
24.18 2010

HIGHEST RETURN AVERAGE, GAME, OPPONENT (MINIMUM 4 RETURNS)

42.50 at Indianapolis, 12/30/12
42.00 at Cleveland, 10/20/02
39.25 at Detroit, 9/19/04
38.83 vs. Baltimore (OT), 12/13/10
36.25 vs. Tennessee, 10/9/05

LOWEST RETURN AVERAGE, SEASON, OPPONENT

21.68 2005
21.71 2003
22.23 2002
22.33 2008
22.39 2011

LOWEST RETURN AVERAGE, GAME, OPPONENT (MINIMUM 4 RETURNS)

13.00 vs. Buffalo, 11/4/12
14.25 at Jacksonville, 10/30/11
15.00 vs. Green Bay, 11/21/04
15.75 vs. Dallas, 9/8/02
16.00 at Green Bay, 12/7/08

FUMBLES

FUMBLES

MOST FUMBLES, SEASON

34 2002
30 2005
28 2008
2006
26 2007

MOST FUMBLES, GAME

6 at Green Bay, 12/7/08
5 at Baltimore, 12/4/05
at Jacksonville, 11/6/05
4 9 times, last at Cincinnati, 12/11/11
3 vs. Jacksonville, 9/10/17

MOST FUMBLES, SEASON, OPPONENT

27 2009
24 2014
2007
2005
23 2012
2002

MOST FUMBLES, GAME, OPPONENT

5 at Chicago, 12/19/04
4 6 times, last at Oakland, 9/14/14

FUMBLES LOST

MOST FUMBLES LOST, SEASON

17 2007
14 2002
12 2008
2006

MOST FUMBLES LOST, GAME

3 at Atlanta, 10/4/15
at Cincinnati, 12/11/11
at Green Bay, 12/7/08
vs. Tennessee, 10/21/07
at Tennessee, 10/29/06
vs. Jacksonville, 9/10/17

MOST FUMBLES LOST, SEASON, OPPONENT

14 2014
2012
2007
13 2009
11 2015
2006
2002

MOST FUMBLES LOST, GAME, OPPONENT

3 at Tennessee, 12/27/15
at Tennessee, 12/2/12
vs. Oakland, 10/4/09
at Jacksonville, 10/14/07
at Oakland, 12/3/06
at Pittsburgh, 12/8/02

FUMBLE RECOVERY TOUCHDOWNS

MOST TOUCHDOWNS, FUMBLE RECOVERY, SEASON

3 2007
2004
2 2009
2006
1 2017
2015
2014
2011
2002

MOST TOUCHDOWNS, FUMBLE RECOVERY, GAME

1 Jadeveon Clowney 22 at New England, 9/24/17
Quintin Demps 33 at Tennessee, 12/27/15
J.J. Watt 45 vs. Indianapolis, 10/9/14
Wade Smith 0 (own) at Baltimore, 10/16/11
Bernard Pollard 0 vs. New England, 1/3/10
Dominique Barber 48 (own) vs. N.Y. Jets, 9/13/09
DeMeco Ryans 26 vs. Tennessee, 10/21/07
Kevin Walter 0 at Carolina, 9/16/07
Mario Williams 38 vs. Kansas City, 9/9/07
Anthony Maddox 47 vs. Cleveland, 12/31/06
Demarcus Faggins 58 at Oakland, 12/3/06
Antwan Peek 66 at Jacksonville, 12/26/04
Charlie Anderson 60 at Chicago, 12/19/04
Jamie Sharper 16 vs. Oakland, 10/3/04
Kenny Wright 40 at Pittsburgh, 12/8/02

MOST TOUCHDOWNS, FUMBLE RECOVERY, SEASON, OPPONENT

2 2013
2007
2006

MOST TOUCHDOWNS, FUMBLE RECOVERY, GAME, OPPONENT

2 at Atlanta, 10/4/15

INTERCEPTIONS

INTERCEPTIONS

MOST INTERCEPTIONS THROWN, SEASON

22 2013
21 2007
20 2008
18 2003
17 2009

MOST INTERCEPTIONS THROWN, GAME

4 vs. Baltimore, 11/9/08
at San Diego, 10/28/07
vs. New England, 12/17/06

FEWEST INTERCEPTIONS THROWN, SEASON

9 2011
12 2010
12 2015

MOST INTERCEPTIONS THROWN, SEASON, OPPONENT

22 2004
20 2014
17 2011
15 2012
14 2015
2009
2003

MOST INTERCEPTIONS THROWN, GAME, OPPONENT

4 at Jacksonville, 11/12/06
at Tennessee, 10/17/04
3 vs. Cleveland, 10/15/17

FEWEST INTERCEPTIONS THROWN, SEASON, OPPONENT

7 2013
2005
10 2002
11 2007
2006

INTERCEPTION RETURN YARDS

MOST INTERCEPTION RETURN YARDS, SEASON

483 2014
393 2004
333 2012
212 2009
205 2003

TEAM RECORDS

INTERCEPTIONS (cont.)

INTERCEPTION RETURN YARDS (cont.)

MOST INTERCEPTION RETURN YARDS, GAME

135 at Pittsburgh, 12/8/02
118 vs. Tennessee, 9/30/12
102 at Kansas City, 9/26/04
100 vs. Tennessee, 11/30/14
95 vs. Tennessee, 12/21/03

MOST INTERCEPTION RETURN YARDS, SEASON, OPPONENT

357 2013
294 2009
277 2002
267 2007
225 2005

MOST INTERCEPTION RETURN YARDS, GAME, OPPONENT

106 vs. Cincinnati, 11/3/02
103 vs. St. Louis, 10/13/13
99 at Tennessee, 9/21/08
96 at San Diego, 10/28/07
91 vs. New England, 1/3/10

INTERCEPTION RETURNS FOR TOUCHDOWN

MOST TOUCHDOWNS, INTERCEPTION, SEASON

4 2014
3 2012
2 2015
2004
2002

MOST TOUCHDOWNS, INTERCEPTION, GAME

2 vs. Tennessee, 9/30/12
at Pittsburgh, 12/8/02

MOST TOUCHDOWNS, INTERCEPTION, SEASON, OPPONENT

5 2013
3 2009
2005
2003
2 2010

MOST TOUCHDOWNS, INTERCEPTION, GAME, OPPONENT

1 23 times, last vs. Cleveland, 10/15/17

TOTAL TURNOVERS

TAKEAWAYS

MOST TAKEAWAYS, SEASON

34 2014 (20 int., 14 fum. recoveries)
30 2004 (22 int., 8 fum. recoveries)
29 2012 (15 int., 14 fum. recoveries)
27 2009 (14 int., 13 fum. recoveries)
27 2011 (17 int., 10 fum. recoveries)

FEWEST TAKEAWAYS, SEASON

11 2013 (7 int., 4 fum. recoveries)
16 2005 (7 int., 9 fum. recoveries)
18 2010 (13 int., 5 fum. recoveries)
21 2002 (10 int., 11 fum. recoveries)

MOST TAKEAWAYS, GAME

6 at Tennessee, 12/2/12 (3 int., 3 fum. recoveries)
5 at Pittsburgh, 12/8/02 (2 int., 3 fum. recoveries)
vs. Jacksonville, 9/28/03 (3 int., 2 fum. recoveries)
vs. Oakland, 10/3/04 (3 int., 2 fum. recoveries)
at Oakland, 12/3/06 (2 int., 3 fum. recoveries)
at Cleveland, 11/23/08 (3 int., 2 fum. recoveries)

GIVEAWAYS

MOST GIVEAWAYS, SEASON

38 2007 (21 int., 17 fum.)
32 2008 (20 int., 12 fum.)
31 2013 (22 int., 9 fum.)
29 2002 (15 int., 14 fum.)
28 2009 (17 int., 11 fum.)

FEWEST GIVEAWAYS, SEASON

17 2012 (13 int., 4 fum.)
18 2010 (12 int., 6 fum.)
20 2015 (12 int., 8 fum.)
20 2011 (9 int., 11 fum.)
22 2014 (13 int., 9 fum.)

MOST GIVEAWAYS, GAME

6 vs. Tennessee, 10/21/07 (3 fum., 3 int.)
5 at San Diego, 10/28/07 (1 fum., 4 int.)
at Tennessee (OT), 10/29/06 (3 fum., 2 int.)
at Buffalo, 9/11/05 (2 fum., 3 int.)
4 vs. Jacksonville, 9/11/17 (3 fum., 1 int.)

SAFETIES

SEASON

3 2002
2 2009
1 2014
2013
2012
2016

SEASON, OPPONENTS

2 2003
2002

GAME

1 vs. Cleveland, 10/15/17
vs. Jacksonville, 12/28/14
vs. Tennessee, 9/15/13
vs. Baltimore, 10/21/12
at Jacksonville, 12/6/09
vs. Oakland, 10/4/09
vs. Baltimore, 12/15/02
vs. N.Y. Giants, 11/24/02
vs. Dallas, 9/8/02

GAME, OPPONENT

2 at Buffalo, 11/16/03
1 vs. Cincinnati, 11/23/14
at Indianapolis, 12/15/13
at Denver, 9/23/12
vs. Baltimore, 11/9/08
at Chicago, 12/19/04
at Washington, 12/22/02
vs. Jacksonville, 12/18/16
at Jacksonville, 10/27/02

PENALTIES

PENALTIES

MOST PENALTIES, SEASON

136 2002
121 2003
112 2013
108 2012
107 2015
106 2005
2004

MOST PENALTIES, GAME

14 at Indianapolis, 12/15/13
at Jacksonville, 12/5/13
at Baltimore, 9/22/13
at Indianapolis, 12/1/02
13 vs. Indianapolis, 10/8/15
at Indianapolis, 11/8/09
at Seattle, 10/16/05

FEWEST PENALTIES, SEASON

80 2008
82 2007
90 2010
2006
94 2014

FEWEST PENALTIES, GAME

1 at Tennessee, 12/27/15
vs. Tennessee, 9/30/12
vs. Oakland, 10/4/09
at Oakland, 12/21/08
vs. Miami, 10/12/08
vs. Indianapolis, 10/5/08
at Pittsburgh, 12/8/02

MOST PENALTIES, SEASON, OPPONENT

123 2004
116 2015
105 2010
2005
103 2013

MOST PENALTIES, GAME, OPPONENT

14 at Cincinnati, 10/2/05
13 vs. Oakland, 10/3/04
vs. Buffalo, 10/13/02
12 at Tennessee, 12/19/10
vs. Washington, 9/24/06

FEWEST PENALTIES, SEASON, OPPONENT

81 2008
2007
88 2011
90 2012
92 2009

FEWEST PENALTIES, GAME, OPPONENT

0 vs. New England, 12/1/13
1 at N.Y. Jets, 11/26/06
vs. Cleveland, 10/30/05

MOST PENALTIES, SEASON, BOTH TEAMS

238 2002
229 2004
223 2015
217 2003
215 2013

MOST PENALTIES, GAME, BOTH TEAMS

24 Texans 14 at Baltimore 10, 9/22/13
24 Texans 11 vs. Buffalo 13, 10/13/02
23 Texans 9 at Cincinnati 14, 10/2/05
Texans 14 at Indianapolis, 12/1/02
22 Texans 14 at Jacksonville 8, 12/5/13

FEWEST PENALTIES, SEASON, BOTH TEAMS

161 2008
163 2007
186 2006
187 2011
2009

FEWEST PENALTIES, GAME, BOTH TEAMS

2 Texans 2 vs. New England 0, 12/1/13
3 Texans 1 at Oakland 2, 12/21/08
4 Texans 1 at Tennessee 3, 12/27/15
4 Texans 2 at Jacksonville 2, 9/28/08
5 Texans 1 vs. Miami 4, 10/12/08

TEAM RECORDS

PENALTIES (cont.)

PENALTY YARDS

MOST YARDS PENALIZED, SEASON

1,138 2013
1,011 2002
961 2003
928 2004
910 2015

MOST YARDS PENALIZED, GAME

177 at Jacksonville, 12/5/13
129 vs. Indianapolis, 11/29/09
127 vs. Tennessee, 12/14/08
125 vs. Indianapolis, 10/8/15
114 at Indianapolis, 12/15/13
113 at Baltimore, 9/22/13

FEWEST YARDS PENALIZED, SEASON

636 2007
664 2008
690 2010
761 2006
833 2009

FEWEST YARDS PENALIZED, GAME

3 vs. Tennessee, 9/30/12
5 vs. Oakland, 10/4/09
vs. Miami, 10/12/08
vs. Indianapolis, 10/5/08
10 at Tennessee, 9/21/08

MOST YARDS PENALIZED, SEASON, OPPONENT

991 2015
979 2004
955 2002
863 2012
851 2010

MOST YARDS PENALIZED, GAME, OPPONENT

128 vs. Buffalo, 10/13/02
126 vs. Washington, 9/24/06
117 2 times, last at Cincinnati, 10/2/05
100 vs. Cincinnati, 11/3/02
94 at Indianapolis, 12/20/15
92 at Carolina, 9/20/15

FEWEST YARDS PENALIZED, SEASON, OPPONENT

614 2007
659 2008
686 2011
728 2009
767 2003

FEWEST YARDS PENALIZED, GAME, OPPONENT

0 vs. New England, 12/1/13
5 at N.Y. Jets, 11/26/06
vs. Cleveland, 10/30/05
9 vs. N.Y. Jets, 10/19/03
10 vs. Chicago, 12/28/08
at New England, 12/17/06

MOST YARDS PENALIZED, SEASON, BOTH TEAMS

1,966 2002
1,947 2013
1,907 2004
1,901 2015
1,736 2012

MOST YARDS PENALIZED, GAME, BOTH TEAMS

234 Texans 177 at Jacksonville 57, 12/5/13
207 Texans 90 at Cincinnati 117, 10/2/05
203 Texans 75 vs. Buffalo 128, 10/13/02
200 Texans 113 at Baltimore 87, 9/22/13
197 Texans 80 vs. Dallas 117, 9/8/02

ATTENDANCE

TOP 10 HOME ATTENDANCE

Attendance	Date	Opponent	Result
71,933	9/11/16	Chicago	W, 23-14
71,908	12/13/15	New England	L, 27-6
71,899	1/3/16	Jacksonville	W, 30-6
71,897	11/27/16	San Diego	L, 21-13
71,891	10/16/16	Indianapolis	W, 26-23, (OT)
71,890	9/18/16	Kansas City	W, 19-12
71,882	10/30/16	Detroit	W, 20-13
71,836	12/24/16	Cincinnati	W, 12-10
71,835	10/8/17	Kansas City	L, 42-34
71,815	10/3/16	Tennessee	W, 27-20
	10/15/17	Cleveland	W, 33-17

TOP 10 ROAD ATTENDANCE

Attendance	Date	Opponent	Result
91,159	10/5/14	Dallas	L, 20-17, (OT)
88,240	9/19/10	Washington	W, 30-27
79,088	10/8/12	N.Y. Jets	W, 23-17
78,843	11/21/10	N.Y. Jets	L, 30-27
78,485	11/5/06	N.Y. Giants	L, 14-10
77,875	12/5/04	N.Y. Jets	L, 29-7
77,867	12/4/16	Green Bay	L, 21-13
77,462	9/21/14	N.Y. Giants	L, 30-17
77,433	9/26/04	Kansas City	W, 24-21
76,865	10/24/16	Denver	L, 27-9

OVERALL HOME ATTENDANCE

Year	Games	Total	Average
2002	8	559,322	69,915
2003	8	563,748	70,468
2004	8	565,192	70,649
2005	8	562,397	70,300
2006	8	561,469	70,184
2007	8	564,159	70,520
2008	8	563,364	70,421
2009	8	564,864	70,608
2010	8	568,643	71,081
2011	8	571,969	71,496
2012	8	573,321	71,665
2013	8	573,271	71,659
2014	8	574,132	71,767
2015	8	574,159	71,769
2016	8	574,947	71,868

OVERALL ROAD ATTENDANCE

Year	Games	Total	Average
2002	8	502,400	62,800
2003	8	497,942	62,242
2004	8	544,857	68,107
2005	8	532,541	66,568
2006	8	524,974	65,622
2007	8	515,869	64,483
2008	8	512,254	64,032
2009	8	484,976	60,622
2010	8	539,982	67,498
2011	8	487,733	60,967
2012	8	540,654	67,582
2013	8	530,412	66,302
2014	8	541,851	67,732
2015	8	524,655	65,581
2016	8	480,790	60,099