



DENVER BRONCOS

2017 WEEKLY PRESS RELEASE



Denver Broncos Football Media Relations Staff:

Patrick Smyth, *Exec. V.P. of Public & Community Relations* • patrick.smyth@broncos.nfl.net
Erich Schubert, *Director of Media Relations* • erich.schubert@broncos.nfl.net
Seth Medvin, *Strategic Communications Manager* • seth.medvin@broncos.nfl.net

3 World Championships • 8 Super Bowls • 10 AFC Title Games • 15 AFC West Titles • 22 Playoff Berths • 29 Winning Seasons



WEEK #8



Denver Broncos (3-3) at Kansas City Chiefs (5-2)

Monday, Oct. 30, 2017 • 7:30 p.m. CDT

Arrowhead Stadium (76,415) • Kansas City, Mo.

BROADCAST INFORMATION

TELEVISION:	ESPN	Sean McDonough (play-by-play) Jon Gruden (color analyst) Lisa Salters (sideline)
NATIONAL RADIO:	WestwoodOne Sports	Kevin Harlan (play-by-play) Kurt Warner (color analyst) Max Starks (sideline)
LOCAL RADIO:	KOA (850 AM/94.1 FM) The Fox (103.5 FM)	Dave Logan (play-by-play) Rick Lewis (color analyst) Tyler Polumbus (sideline)
SPANISH RADIO:	KNRV (1150 AM)	Javier Olivas (play-by-play) Carlos Valdez (color analyst)

BRONCOS 2017 SCHEDULE

PRESEASON

Wk.	Day	Date	Opponent	Site	Time/Result	TV/Rec.
1	Thu.	Aug. 10	at Chicago	Soldier Field	W, 24-17	1-0
2	Sat.	Aug. 19	at San Francisco	Levi's Stadium	W, 33-14	2-0
3	Sat.	Aug. 26	GREEN BAY	Sports Authority Field at Mile High	W, 20-17	3-0
4	Thu.	Aug. 31	ARIZONA	Sports Authority Field at Mile High	W, 30-2	4-0

REGULAR SEASON

Wk.	Day	Date	Opponent	Site	Time/Result	TV/Rec.
1	Mon.	Sept. 11	L.A. CHARGERS	Sports Authority Field at Mile High	W, 24-21	1-0
2	Sun.	Sept. 17	DALLAS	Sports Authority Field at Mile High	W, 42-17	2-0
3	Sun.	Sept. 24	at Buffalo	New Era Field	L, 26-16	2-1
4	Sun.	Oct. 1	OAKLAND	Sports Authority Field at Mile High	W, 16-10	3-1
5	Sun.	Oct. 8	BYE			
6	Sun.	Oct. 15	N.Y. GIANTS	Sports Authority Field at Mile High	L, 23-10	3-2
7	Sun.	Oct. 22	at L.A. Chargers	StubHub Center	L, 21-0	3-3
8	Mon.	Oct. 30	at Kansas City	Arrowhead Stadium	7:30 p.m. CDT	ESPN
9	Sun.	Nov. 5	at Philadelphia	Lincoln Financial Field	1 p.m. EST	CBS*
10	Sun.	Nov. 12	NEW ENGLAND	Sports Authority Field at Mile High	6:30 p.m. MST	NBC*
11	Sun.	Nov. 19	CINCINNATI	Sports Authority Field at Mile High	2:25 p.m. MST	CBS*
12	Sun.	Nov. 26	at Oakland	Oakland-Alameda County Coliseum	1:25 p.m. PST	CBS*
13	Sun.	Dec. 3	at Miami	Hard Rock Stadium	1 p.m. EST	CBS*
14	Sun.	Dec. 10	N.Y. JETS	Sports Authority Field at Mile High	2:05 p.m. MST	CBS*
15	Thu.	Dec. 14	at Indianapolis	Lucas Oil Stadium	8:25 p.m. EST	NBC/NFL#
16	Sun.	Dec. 24	at Washington	FedExField	1 p.m. EST	CBS*
17	Sun.	Dec. 31	KANSAS CITY	Sports Authority Field at Mile High	2:25 p.m. MST	CBS*

* - All Sunday games from Weeks 5-17 are eligible to be moved to a different time as part of the NFL's flex scheduling format. # - Game will also be streamed live on Amazon.

DENVER BRONCOS QUICK HITS

The Broncos own a 54-59 (.478) all-time record against the Kansas City Chiefs, including a 19-37 mark on the road. [See Page 4](#)

Including this season's scheduled *Monday Night Football* games, Denver's 71 games on *MON* rank fourth in NFL annals. [See Page 4](#)

During the last seven seasons, the Broncos have compiled a 29-11 (.725) overall record in divisional play to represent the third-highest win percentage against their own division in the NFL during that span. [See Page 5](#)

Denver has won a franchise-record 31 consecutive games (dating to 2012) when winning the turnover battle—the longest active streak in the NFL. [See Page 5](#)

Denver has the toughest strength of schedule in 2017 with their opponents posting a combined .578 win percentage (147-107-2) in 2016. [See Page 6](#)

The Broncos have won 15 AFC West titles to represent the most all-time among division members. [See Page 7](#)

The Broncos own the third-best win percentage (.611) in all of professional sports during Owner **Pat Bowlen's** tenure (1984-present). [See Page 7](#)

Since President of Football Operations/GM **John Elway** was hired in 2011, the Broncos rank second in the league in total wins (76), regular-season wins (70), division titles (5), Super Bowl appearances (2) and World Championships (1) during that span. [See Page 10](#)

During **Elway's** six seasons as an executive, he has signed or extended the contracts of 16 players who have combined for 32 Pro Bowl selections with the Broncos. [See Page 10](#)

Vance Joseph is in his first season with the Broncos after being named the 16th head coach in franchise history. [See Page 11](#)

Wide receiver **Demaryius Thomas** has totaled 35 career 100-yard receiving games (incl. playoffs) to represent the most in Broncos history and rank third in the NFL since 2011 when he recorded his first 100-yard output. [See Page 13](#)

The Broncos, who have the league's No. 1 defense (261.8 ypg), are one of just two teams to rank in the Top 10 against the run (2nd / 70.2 ypg) and the pass (6th / 191.6 ypg) in 2017. [See Page 14](#)

Outside linebacker **Von Miller** ranks second in Broncos history with 80.5 career sacks and is the second-fastest NFL player in history to reach that milestone (94 GP). [See Page 16](#)

2017 AFC WEST STANDINGS

Team	W	L	T	PF	PA	Home	Road	AFC	NFC	DIV	Streak
Kansas City	5	2	0	207	161	2-1	3-1	3-2	2-0	1-1	Lost 2
Denver	3	3	0	108	118	3-1	0-2	2-2	1-1	2-1	Lost 2
L.A. Chargers	3	4	0	137	131	1-3	2-1	2-3	1-1	2-2	Won 3
Oakland	3	4	0	155	156	2-2	1-2	3-3	0-1	1-2	Won 1



2017 TEAM COMPARISONS

BRONCOS/CHIEFS 2017 TEAM COMPARISON		
	BRONCOS	CHIEFS
Record	3-3	5-2
Turnover Margin (NFL Rank)	-8 (29th)	+7 (3rd)
OFFENSE		
Net Yards Per Game (NFL Rank)	338.0 (15th)	392.4 (3rd)
Yards Per Play (NFL Rank)	5.0 (20th)	6.5 (1st)
Points Per Game (NFL Rank)	18.0 (24th)	29.6 (2nd)
Possession Average	31:50	31:19
Net Rushing Yards Per Game	114.5 (15th)	129.0 (5th)
Net Passing Yards Per Game	223.5 (15th)	263.4 (5th)
Had Intercepted/Yards	7/106	0/0
Sacks Allowed/Yards	22/148	21/135
Fumbles/Lost	12/5	9/1
Third Down Pct. (NFL Rank)	39.6% (16th)	45.5% (4th)
Red Zone TD Pct. (NFL Rank)	42.8% (T-28th)	57.1% (T-9th)
Giveaways	12	1
DEFENSE		
Net Yards Per Game (NFL Rank)	258.5 (1st)	396.3 (29th)
Yards Per Play (NFL Rank)	4.4 (2nd)	6.1 (29th)
Points Per Game (NFL Rank)	19.7 (9th)	23.0 (T-19th)
Net Rushing Yards Per Game	71.8 (2nd)	124.6 (25th)
Net Passing Yards Per Game	186.7 (6th)	271.7 (38th)
Intercepted By/Yards	4/126	5/51
Sacks For/Yards	16/83	15/85
Opponent Fumbles/Lost	1/0	9/3
Third Down Pct. (NFL Rank)	26.2% (1st)	39.7% (17th)
Red Zone TD Pct. (NFL Rank)	58.3% (22nd)	54.1% (16th)
Takeaways	4	8
SPECIAL TEAMS		
Punts-Average Yards (Gross)	45.0	44.9
Punts-Average Yards (Net)	38.4	39.9
Punt Returns-Average Per	10.0	9.6
Punt Returns-Average Per Allowed	15.2	9.9
Kickoff Returns-Average Per	29.3	23.6
Kickoff Returns-Average Per Allowed	25.2	20.8
Field Goals Made/Attempted	8/13	16/17
PENALTIES		
Penalties Against/Yards	42/356	57/536
Opponent Penalties Against/Yards	41/411	48/403

BRONCOS/CHIEFS 2017 INDIVIDUAL COMPARISON		
	BRONCOS	CHIEFS
PASSING YARDS		
Siemian	1471	Smith 1979
Osweler	18	
RUSHING YARDS		
C. Anderson	391	Hunt 717
Charles	196	Smith 121
Siemian	69	West 23
RECEIVING YARDS		
Thomas	389	Hill 515
Sanders	266	Kelce 423
Derby	190	Hunt 285
POINTS SCORED		
McManus	36	Butker 48
Three Players	12	Hunt 36
		Hill 24
INTERCEPTIONS		
Talib	1	Peters 2
C. Harris Jr.	1	Mitchell 2
Roby	1	Jones 1
Simmons	1	
SACKS		
Miller	7.0	Houston 5.5
Barrett	2.0	Jones 3.5
S. Harris	2.0	Ford 2.0
		Bailey 2.0
DEFENSIVE TACKLES (PRESS BOX TOTALS)		
Marshall	42	Sorensen 40
Davis	35	Mitchell 39
Simmons	31	Johnson 35
Stewart	30	Parker 34
Miller	20	Houston 29
KICKOFF RETURNS (AVG.)		
Langley	5 (33.6)	Hunt 9 (27.0)
Latimer	5 (28.4)	Thomas 7 (21.9)
McKenzie	1 (12.0)	Chesson 1 (20.0)
		Conley 1 (8.0)
PUNT RETURNS (AVG.)		
McKenzie	14 (9.9)	Hill 13 (11.7)
Sharp	5 (11.0)	Thomas 4 (2.8)
Langley	1 (6.0)	
FIELD GOALS		
McManus	8/13 (.615)	Butker 13/14 (.928)
		Santos 3/3 (1.000)
PUNTS (GROSS/NET AVG.)		
Dixon	26 (45.0/38.4)	Colquitt 28 (44.9/39.9)



BRONCOS-CHIEFS SERIES

BRONCOS/CHIEFS ALL-TIME RESULTS

Season (Date)	W/L	Result	Site
1960 (10/30)	L	Dallas 17, @Denver 14	Bears Stadium
1960 (11/13)	L	@Dallas 34, Denver 7	Cotton Bowl
1961 (10/8)	L	Dallas 19, @Denver 12	Bears Stadium
1961 (12/10)	L	@Dallas 49, Denver 21	Cotton Bowl
1962 (11/18)	L	Dallas 24, @Denver 3	Bears Stadium
1962 (12/9)	L	@Dallas 17, Denver 10	Cotton Bowl
1963 (9/7)	L	Kansas City 59, @Denver 7	University of Denver Stadium
1963 (12/8)	L	@Kansas City 52, Denver 21	Municipal Stadium
1964 (10/11)	W	@Denver 33, Kansas City 27	Bears Stadium
1964 (11/1)	L	@Kansas City 49, Denver 39	Municipal Stadium
1965 (10/10)	L	Kansas City 31, @Denver 23	Bears Stadium
1965 (12/19)	L	@Kansas City 45, Denver 35	Municipal Stadium
1966 (10/8)	L	@Kansas City 37, Denver 10	Municipal Stadium
1966 (10/23)	L	Kansas City 56, @Denver 10	Bears Stadium
1967 (10/29)	L	@Kansas City 52, Denver 9	Municipal Stadium
1967 (12/17)	L	Kansas City 38, @Denver 24	Bears Stadium
1968 (9/22)	L	@Kansas City 34, Denver 2	Municipal Stadium
1968 (12/14)	L	Kansas City 30, @Denver 7	Bears Stadium
1969 (10/5)	L	Kansas City 26, @Denver 13	Mile High Stadium
1969 (11/27)	L	@Kansas City 31, Denver 17	Municipal Stadium
1970 (10/4)	W	@Denver 26, Kansas City 13	Mile High Stadium
1970 (12/6)	L	@Kansas City 16, Denver 0	Municipal Stadium
1971 (10/3)	L	Kansas City 16, @Denver 3	Mile High Stadium
1971 (11/21)	L	@Kansas City 28, Denver 10	Municipal Stadium
1972 (10/1)	L	Kansas City 45, @Denver 24	Mile High Stadium
1972 (12/3)	L	@Kansas City 24, Denver 21	Arrowhead Stadium
1973 (10/7)	L	@Kansas City 16, Denver 14	Arrowhead Stadium
1973 (11/25)	W	@Denver 14, Kansas City 10	Mile High Stadium
1974 (10/6)	W	Denver 17, @Kansas City 14	Arrowhead Stadium
1974 (11/18)	L	Kansas City 42, @Denver 34	Mile High Stadium
1975 (9/21)	W	@Denver 37, Kansas City 33	Mile High Stadium
1975 (10/26)	L	@Kansas City 26, Denver 13	Arrowhead Stadium
1976 (10/24)	W	Denver 35, @Kansas City 26	Arrowhead Stadium
1976 (12/5)	W	@Denver 17, Kansas City 16	Mile High Stadium
1977 (10/9)	W	@Denver 23, Kansas City 7	Mile High Stadium
1977 (11/20)	W	Denver 14, @Kansas City 7	Arrowhead Stadium
1978 (9/24)	W	Denver 23, @Kansas City 17 (OT)	Arrowhead Stadium
1978 (12/10)	W	@Denver 24, Kansas City 3	Mile High Stadium
1979 (10/14)	W	Denver 24, @Kansas City 10	Arrowhead Stadium
1979 (10/28)	W	@Denver 20, Kansas City 3	Mile High Stadium
1980 (10/19)	L	Kansas City 23, @Denver 17	Mile High Stadium
1980 (12/7)	L	@Kansas City 31, Denver 14	Arrowhead Stadium
1981 (10/18)	L	@Kansas City 28, Denver 14	Arrowhead Stadium
1981 (12/6)	W	@Denver 16, Kansas City 13	Mile High Stadium
1982 (12/19)	L	Kansas City 37, @Denver 16	Mile High Stadium
1983 (10/30)	W	@Denver 27, Kansas City 24	Mile High Stadium
1983 (12/18)	L	@Kansas City 48, Denver 17	Arrowhead Stadium
1984 (9/23)	W	@Denver 21, Kansas City 0	Mile High Stadium
1984 (12/2)	L	@Kansas City 16, Denver 13	Arrowhead Stadium
1985 (10/27)	W	Denver 30, @Kansas City 10	Arrowhead Stadium
1985 (12/14)	W	@Denver 14, Kansas City 13	Mile High Stadium
1986 (11/16)	W	@Denver 38, Kansas City 17	Mile High Stadium
1986 (12/7)	L	@Kansas City 37, Denver 10	Arrowhead Stadium
1987 (10/18)	W	Denver 26, @Kansas City 17	Arrowhead Stadium
1987 (12/19)	W	@Denver 20, Kansas City 17	Mile High Stadium
1988 (9/18)	L	@Kansas City 20, Denver 13	Arrowhead Stadium
1988 (11/6)	W	@Denver 17, Kansas City 11	Mile High Stadium
1989 (9/10)	W	@Denver 34, Kansas City 20	Mile High Stadium
1989 (11/12)	W	Denver 16, @Kansas City 13	Arrowhead Stadium
1990 (9/17)	W	@Denver 24, Kansas City 23	Mile High Stadium
1990 (12/9)	L	@Kansas City 31, Denver 20	Arrowhead Stadium
1991 (10/20)	W	@Denver 19, Kansas City 16	Mile High Stadium
1991 (11/17)	W	Denver 24, @Kansas City 20	Arrowhead Stadium
1992 (10/4)	W	@Denver 20, Kansas City 19	Mile High Stadium
1992 (12/27)	L	@Kansas City 42, Denver 20	Arrowhead Stadium
1993 (9/20)	L	@Kansas City 15, Denver 7	Arrowhead Stadium
1993 (12/12)	W	@Denver 27, Kansas City 21	Mile High Stadium
1994 (10/17)	L	Kansas City 31, @Denver 28	Mile High Stadium
1994 (12/4)	W	Denver 20, @Kansas City 17 (OT)	Arrowhead Stadium
1995 (10/22)	L	Kansas City 21, @Denver 7	Mile High Stadium
1995 (12/17)	L	@Kansas City 20, Denver 17	Arrowhead Stadium
1996 (9/22)	L	@Kansas City 17, Denver 14	Arrowhead Stadium
1996 (10/27)	W	@Denver 34, Kansas City 7	Mile High Stadium
1997 (8/31)	W	@Denver 19, Kansas City 3	Mile High Stadium
1997 (11/16)	L	@Kansas City 24, Denver 22	Arrowhead Stadium
1997 (1/4)	W	Denver 14, @Kansas City 10*	Arrowhead Stadium
1998 (11/16)	W	Denver 30, @Kansas City 7	Arrowhead Stadium
1998 (12/6)	W	@Denver 35, Kansas City 31	Mile High Stadium
1999 (9/19)	L	@Kansas City 26, Denver 10	Arrowhead Stadium
1999 (12/5)	L	Kansas City 16, @Denver 10	Mile High Stadium
2000 (9/24)	L	Kansas City 23, @Denver 22	Mile High Stadium
2000 (12/17)	L	@Kansas City 20, Denver 7	Arrowhead Stadium
2001 (10/7)	W	@Denver 20, Kansas City 6	INVESCO Field at Mile High
2001 (12/16)	L	@Kansas City 26, Denver 23 (OT)	Arrowhead Stadium
2002 (10/20)	W	Denver 37, @Kansas City 34 (OT)	Arrowhead Stadium
2002 (12/15)	W	@Denver 31, Kansas City 24	INVESCO Field at Mile High
2003 (10/5)	L	@Kansas City 24, Denver 23	Arrowhead Stadium
2003 (12/7)	W	@Denver 45, Kansas City 27	INVESCO Field at Mile High
2004 (9/12)	W	@Denver 34, Kansas City 24	INVESCO Field at Mile High
2004 (12/19)	L	@Kansas City 45, Denver 17	Arrowhead Stadium
2005 (9/26)	W	@Denver 30, Kansas City 10	INVESCO Field at Mile High
2005 (12/4)	L	@Kansas City 31, Denver 27	Arrowhead Stadium
2006 (9/17)	W	@Denver 9, Kansas City 6 (OT)	INVESCO Field at Mile High
2006 (11/23)	L	@Kansas City 19, Denver 10	Arrowhead Stadium
2007 (11/11)	W	Denver 27, @Kansas City 11	Arrowhead Stadium
2007 (12/9)	W	@Denver 41, Kansas City 7	INVESCO Field at Mile High
2008 (9/28)	L	@Kansas City 33, Denver 19	Arrowhead Stadium
2008 (12/7)	W	@Denver 24, Kansas City 17	INVESCO Field at Mile High
2009 (12/6)	W	Denver 44, @Kansas City 13	Arrowhead Stadium
2009 (1/3)	L	Kansas City 44, @Denver 24	INVESCO Field at Mile High
2010 (11/14)	W	@Denver 49, Kansas City 29	INVESCO Field at Mile High
2010 (12/5)	L	@Kansas City 10, Denver 6	Arrowhead Stadium
2011 (11/13)	W	Denver 17, @Kansas City 10	Arrowhead Stadium
2011 (1/1)	L	@Denver 3, Kansas City 7	S.A.F. at Mile High
2012 (11/25)	W	Denver 17, @ Kansas City 9	Arrowhead Stadium
2012 (12/30)	W	@Denver 38, Kansas City 3	S.A.F. at Mile High
2013 (11/17)	W	@Denver 27, Kansas City 17	S.A.F. at Mile High
2013 (12/1)	W	Denver 35, @ Kansas City 28	Arrowhead Stadium
2014 (9/14)	W	@Denver 24, Kansas City 17	S.A.F. at Mile High
2014 (11/30)	W	Denver 29, @Kansas City 16	Arrowhead Stadium
2015 (9/17)	W	Denver 31, @Kansas City 24	Arrowhead Stadium
2015 (11/15)	L	Kansas City 29, @Denver 13	S.A.F. at Mile High
2016 (11/27)	L	Kansas City 30 @Denver 27 (OT)	S.A.F. at Mile High
2016 (12/5)	L	@Kansas City 33, Denver 10	Arrowhead Stadium

*- AFC Divisional Playoff



BRONCOS-CHIEFS SERIES / CONNECTIONS / WHAT TO WATCH FOR

**BRONCOS/CHIEFS SERIES BREAKDOWN
(REGULAR SEASON)**

Series Meetings:	113
Broncos Record:	54-59-0 (Home: 35-22-0 / Away: 19-37-0)
First Game:	Dal. 17, at Den. 14 (10/30/60)
Last Game:	at K.C. 33, Den. 10 (12/25/16)
Current Streak:	Lost 3
Longest Den. Win Streak:	8 (10/24/76 - 10/28/79)
Longest K.C. Win Streak:	11 (11/1/64 - 11/27/69)
Last Den. Home Win:	at Den. 24, K.C. 17 (9/14/14)
Last Den. Home Loss:	K.C. 30, at Den. 27 (OT) (11/27/16)
Last Den. Road Win:	Den. 31, at K.C. 24 (9/17/15)
Last Den. Road Loss:	at K.C. 33, Den. 10 (12/25/16)
Den. Shutouts:	1, at Den. 21, K.C. 0 (9/23/84)
K.C. Shutouts:	1, at K.C. 16, Den. 0 (12/6/70)
Most Den. Points:	49 (11/14/10); at Den. 49, K.C. 29
Most K.C. Points:	59 (9/7/63); at K.C. 59, Den. 7
Total Den. Points:	2,330
Total K.C. Points:	2,607
Average Den. Points:	20.6
Average K.C. Points:	23.1
Largest Den. Win:	35 (12/30/12); at Den. 38, K.C. 3
Largest K.C. Win:	52 (9/7/63); at K.C. 59, Den. 7
Most Pts., Both Teams:	88 (11/1/64); at K.C. 49, Den. 39
Fewest Pts., Both Teams:	10 (1/1/12); K.C. 7, at Den. 3

BRONCOS/CHIEFS CONNECTIONS

CROSSING PATHS (COLLEGE)

Broncos **DE DeMarcus Walker** and **T Menelik Watson** played at Florida State with Chiefs **OL Cameron Erving** from 2012-14... Broncos **WR Jordan Taylor** and Chiefs **DB Phillip Gaines** were Rice teammates from 2011-13... Broncos **RB Jamaal Charles** and Chiefs **DL Roy Miller** were teammates at the University of Texas from 2005-07... Broncos **OLB Kasim Edebali** and **S Justin Simmons** were Boston College teammates with Kansas City **LB Kevin Pierre-Louis** (2010-13)... Broncos **OLB Von Miller** was Texas A&M teammates with Chiefs **DB Steven Terrell** from 2009-10.

CROSSING PATHS (PRO)

Broncos **Assistant Defensive Backs Coach Johnnie Lynn** coached cornerbacks for Philadelphia in 2011 under **Kansas City Chiefs' Head Coach Andy Reid**... Broncos **Defensive Coordinator Joe Woods** coached defensive backs and **Outside Linebackers Coach Fred Pagac** served in his same position under Kansas City Chiefs' **Assistant Head Coach Brad Childress** during his time as the Minnesota Vikings' head coach from 2006-11... Broncos **G Allen Barbre** and Chiefs **DL Bennie Logan** were Philadelphia teammates from 2013-16... Denver Bronco **CB Aqib Talib** was a Tampa Bay Buccaneer alongside Kansas City Chiefs **DL Roy Miller** (2009-12)... Broncos **G Ron Leary** was a Dallas Cowboy with Chiefs **DB Terrance Mitchell** (2015).

FORMER CHIEFS ON THE BRONCOS

Broncos **RB Jamaal Charles** was drafted by the Chiefs in the third round (73rd overall) of the 2008 NFL Draft. During his nine-year career with the Chiefs (2008-16), Charles rushed for at least 1,000 yards in five seasons, tallying 7,220 career rushing yards, making him the all-time leading rusher for the Chiefs... Broncos **T Donald Stephenson** was the 74th overall selection in the third round of the 2012 NFL Draft by the Chiefs. Stephenson appeared in all 16 games each of his first two seasons with the club, starting seven times... Broncos **Special Teams Coordinator Brock Olivo**

served as Kansas City's assistant special teams coach from 2014-16... Broncos **Outside Linebackers Coach Fred Pagac** spent time as the Chiefs' linebackers coach from 2004-05.

HOMETOWN CONNECTIONS

Stephenson returns home to Missouri for the matchup against the Chiefs. Stephenson attended Central High School in Kansas City, where he was named all-league as a junior... Broncos **G Allen Barbre** is from Neosho, Mo., where he attended East Newton County High School... Barbre stayed close to home to attend Missouri Southern University... Broncos **G/C Connor McGovern** played football at the University of Missouri... Broncos **OLB Shane Ray** was raised in Kansas City, where he attended Roeland Park Bishop Miege High School and he participated in both football and track and field.

WHAT TO WATCH FOR vs. CHIEFS

RB C.J. ANDERSON (391 rushing yards in 2017)

* - Needs nine rushing yards to become just the fourth player in franchise history to record at least 400 yards rushing in four consecutive seasons.

RB JAMAAL CHARLES (9,956 career scrimmage yards)

* - Needs 44 scrimmage yards to become the 10th active player to reach the 10,000-yard mark.

OLB VON MILLER (5-game sack streak)

* - Needs one sack to tie for his second-longest sack streak (6 games) of his career.

NT DOMATA PEKO SR. (118 consecutive starts)

* - Can extend his starting streak to 119 games—the longest active streak by an NFL defensive lineman.

CB AQIB TALIB (10 career INT-TDs)

* - Can tie Darren Sharper and Charles Woodson for the second most career interceptions returned for touchdowns.

MONDAY NIGHT REGULARS

The Broncos in 2017 are appearing on *Monday Night Football* for the 26th consecutive year, a streak that began in 1992. Denver's 26-year streak of making at least one appearance on *Monday Night Football* is the longest active streak in the NFL and the second-longest streak in league history.

Including this season's scheduled *Monday Night Football* games, Denver's 71 games on *MNF* rank fourth in NFL annals.

The Broncos own a 32-37-1 all-time record in games played on *Monday Night Football*, including an 8-26 mark on the road.

**CONSECUTIVE SEASONS APPEARING ON MNF, ALL-TIME
(INCLUDING 2017 SCHEDULED APPEARANCES)**

Team	Consec. Seasons	Yrs.
1. Oakland	28	1970-97
2. Denver	26	1992-Present
3. Green Bay	25	1993-Present
4. Dallas	19	1970-88
Miami	19	1970-88

MOST SCHEDULED MNF APPEARANCES, ALL-TIME

Team	'17 MNF Games	Total
1. Miami	2	84
2. Dallas	1	80
3. San Francisco	0	73
4. Denver	2	71
5. Pittsburgh	1	69



NFL STANDINGS / NFL WEEK 8 SCHEDULE / TEAM NOTES

2017 NFL STANDINGS

AFC East

Team	W	L	T	Pct	PF	PA	Home	Road	Div	AFC	NFC
N.E.	5	2	0	.714	195	166	2-2	3-0	1-0	2-1	3-1
Buf.	4	2	0	.667	119	101	3-0	1-2	1-0	2-1	2-1
Mia.	4	2	0	.667	92	112	2-1	2-1	1-1	3-1	1-1
NYJ.	3	4	0	.429	137	161	2-1	1-3	1-3	3-4	0-0

AFC North

Team	W	L	T	Pct	PF	PA	Home	Road	Div	AFC	NFC
Pit.	5	2	0	.714	147	116	2-1	3-1	3-0	4-1	1-1
Bal.	3	4	0	.429	130	148	1-2	2-2	2-1	3-2	0-2
Cin.	2	4	0	.333	98	112	1-2	1-2	1-2	2-3	0-1
Cle.	0	7	0	.000	103	169	0-3	0-3	0-3	0-7	0-0

AFC South

Team	W	L	T	Pct	PF	PA	Home	Road	Div	AFC	NFC
Ten.	4	3	0	.571	158	173	2-1	2-2	2-1	3-3	1-0
Jac.	4	3	0	.571	183	110	1-2	3-1	2-1	4-2	0-1
Hou.	3	3	0	.500	177	147	2-2	1-1	1-1	3-3	0-0
Ind.	2	5	0	.286	119	222	2-2	0-3	0-2	1-2	1-3

AFC West

Team	W	L	T	Pct	PF	PA	Home	Road	Div	AFC	NFC
K.C.	5	2	0	.714	207	161	2-1	3-1	1-1	3-2	2-0
Den.	3	3	0	.500	108	118	3-1	0-2	2-1	2-2	1-1
LAC	3	4	0	.429	137	131	1-3	2-1	2-2	2-3	1-1
Oak.	3	4	0	.429	155	156	2-2	1-2	1-2	3-3	0-1

NFC East

Team	W	L	T	Pct	PF	PA	Home	Road	Div	NFC	AFC
Phi.	6	1	0	.857	199	146	3-0	3-1	3-0	5-0	1-1
Dal.	3	3	0	.500	165	142	1-2	2-1	1-0	3-2	0-1
Was.	3	3	0	.500	141	147	2-1	1-2	0-2	2-2	1-1
NYG	1	6	0	.143	112	156	0-3	1-3	0-3	0-4	1-1

NFC North

Team	W	L	T	Pct	PF	PA	Home	Road	Div	NFC	AFC
Min.	5	2	0	.714	146	119	4-1	1-1	2-1	4-1	1-1
G.B.	4	3	0	.571	164	161	3-1	1-2	1-1	3-3	1-0
Det.	3	3	0	.500	161	149	1-2	2-1	1-0	3-3	0-0
Chi.	3	4	0	.429	122	151	2-2	1-2	0-2	1-4	2-0

NFC South

Team	W	L	T	Pct	PF	PA	Home	Road	Div	NFC	AFC
N.O.	4	2	0	.667	171	133	1-1	3-1	1-0	3-1	1-1
Car.	4	3	0	.571	131	139	1-2	3-1	0-1	2-3	2-0
Atl.	3	3	0	.500	128	132	1-2	2-1	0-0	3-0	0-3
T.B.	2	4	0	.333	145	151	2-1	0-3	0-0	2-2	0-2

NFC West

Team	W	L	T	Pct	PF	PA	Home	Road	Div	NFC	AFC
LAR	5	2	0	.714	212	138	2-2	3-0	2-1	3-2	2-0
Sea.	4	2	0	.667	134	94	2-0	2-2	2-0	3-1	1-1
Ari.	3	4	0	.429	119	191	2-1	1-3	1-1	2-4	1-0
S.F.	0	7	0	.000	123	186	0-3	0-4	0-3	0-6	0-1

NFL SCHEDULE - REGULAR SEASON WEEK 8

Thursday, Oct. 26

Miami at Baltimore 8:25 p.m. (EDT)

Sunday, Oct. 29

Minnesota at Cleveland 9:30 a.m. (EDT)
 Atlanta at N.Y. Jets 1:00 p.m. (EDT)
 Carolina at Tampa Bay 1:00 p.m. (EDT)
 San Francisco at Philadelphia 1:00 p.m. (EDT)
 Chicago at New Orleans 12:00 p.m. (CDT)
 L.A. Chargers at New England 1:00 p.m. (EDT)
 Oakland at Buffalo 1:00 p.m. (EDT)
 Indianapolis at Cincinnati 1:00 p.m. (EDT)
 Houston at Seattle 1:05 p.m. (PDT)
 Dallas at Washington 4:25 p.m. (EDT)
 Pittsburgh at Detroit 8:30 p.m. (EDT)

Monday, Oct. 30

Denver at Kansas City 7:30 p.m. (CDT)

Byes Cardinals, Packers, Jaguars, Rams, Giants, Titans

BRONCOS DOMINANT IN RECENT DIVISIONAL PLAY

During the last seven seasons, the Broncos have compiled a 29-11 (.725) overall record in divisional play to represent the third-highest win percentage against their own division in the NFL during that span.

BEST RECORDS AGAINST DIVISIONAL OPPONENTS, NFL, 2011-PRES. (Reg. Season + Postseason)

Team	W	L	T	Pct.
1. New England	29	8	0	.784
2. Green Bay	29	9	1	.756
3. Denver	29	11	0	.725
4. Pittsburgh	27	14	0	.659
5. Houston	25	13	0	.658
Indianapolis	25	13	0	.658

BRONCOS OWN 31-GAME WIN STREAK WHEN WINNING TURNOVER BATTLE

Denver has won a franchise-record 31 consecutive games when winning the turnover battle (dating to 2012) to represent the longest active streak in the NFL and the longest such streak since Green Bay (34 gms.) from 2009-13.

The Broncos are 1-0 in 2017 when finishing with a turnover margin of +1 or better.

MOST CONSECUTIVE WINS WHEN WINNING TURNOVER BATTLE (active streaks)

Team	Consecutive Wins
1. Denver	31
2. Houston	17
3. Seattle	13
4. Indianapolis	10
5. New Orleans	9



TEAM NOTES

BRONCOS HAVE NFL'S TOUGHEST SCHEDULE IN 2017

The Broncos have the toughest strength of schedule in 2017 with their opponents posting a combined .578 win percentage (147-107-2) in 2016.

In 2017, Denver is set to play eight games against 2016 playoff teams and 10 games against teams that finished with a .500 or better record a season ago.

2017 NFL STRENGTH OF SCHEDULE LEADERS

Team	Opp. combined 2016 record			
	W	L	T	Pct.
1. Denver	147	107	2	.578
2. Kansas City	147	108	1	.576
3. L.A. Chargers	145	110	1	.568
4. Oakland	144	111	1	.564
5. Buffalo	143	112	1	.561

NEW ADDITIONS TO DENVER ROSTER

The Broncos' current active roster features 19 players who were not with the team in 2016.

NEW PLAYERS ON DENVER'S ROSTER IN 2017

How Acquired	Total
Veteran Free Agency	9
NFL Draft	5
College Free Agency	4
Trade	1
TOTALS	19

NEW PLAYERS ON DENVER'S ACTIVE ROSTER IN 2017

Player	Pos.	Exp.	How Acq.
<i>Allen Barbre*</i>	G	10	Trade
<i>Garett Bolles</i>	T	R	D-1
Jamal Carter	S	R	CFA
Jamaal Charles	RB	10	FA
Dillon Day	C	1	CFA
Kasim Edeballi	OLB	4	UFA
Jerrold Garcia-Williams	ILB	R	CFA
Shelby Harris	DE	3	FA
De'Angelo Henderson	RB	R	D-6
Zach Kerr	DL	4	UFA
Brendan Langley	CB	R	D-3b
<i>Ron Leary</i>	G	6	UFA
Isaiah McKenzie	WR	R	D-5b
Brock Osweiler	QB	6	FA
<i>Domata Peko Sr.</i>	NT	12	UFA
Hunter Sharp	WR	1	FA
DeMarcus Walker	OLB	R	D-2
<i>Menelik Watson</i>	T	5	UFA
Elijah Wilkinson	T	R	CFA

Starters listed in italics; *co-starter

UNRESTRICTED FREE-AGENT SIGNINGS/LOSSES

Below is a look at the Broncos' offseason unrestricted free-agent signings and losses in 2017.

UNRESTRICTED FREE-AGENT SIGNINGS, 2017

Player	Pos.	Former Club
Kasim Edeballi	OLB	New Orleans
Zach Kerr	DL	Indianapolis
Ron Leary	G	Dallas
Domata Peko Sr.	NT	Cincinnati
Menelik Watson	T	Oakland

UNRESTRICTED FREE-AGENT LOSSES, 2017

Player	Pos.	New Club
Thomas Gafford	LS	New Orleans
Jordan Norwood	WR	Retired
Vance Walker	DE	-
Dekoda Watson	OLB	San Francisco
Kayvon Webster	CB	L.A. Rams
Sylvester Williams	NT	Tennessee

COLLEGE FREE-AGENT CARTER MAKES ACTIVE ROSTER

For the 13th time in the last 14 years, at least one rookie college free agent made the Broncos' active roster out of training camp for the first week of the regular season.

Safety Jamal Carter represents the 20th rookie college free agent to make Denver's active roster out of training camp since 1997.

COLLEGE FREE AGENTS TO MAKE DENVER'S

53-MAN ROSTER OUT OF TRAINING CAMP, SINCE 1997

Year	Player	College
1997	DT David Richie	Washington
1998	DE Cyron Brown	Western Illinois
2002	CB Lenny Walls	Boston College
2004	CB Roc Alexander	Washington
2005	TE Wesley Duke	Mercer
2006	RB Mike Bell	Arizona
2007	RB Selvin Young	Texas
2008	P Brett Kern	Toledo
2008	T Tyler Polumbus	Colorado
2008	ILB Wesley Woodyard	Kentucky
2009	DL Chris Baker	Hampton
2010	CB Cassius Vaughn	Mississippi
2011	CB Chris Harris	Kansas
2012	LS Aaron Brewer	San Diego State
2012	LB Steven Johnson	Kansas
2013	RB C.J. Anderson	California
2014	WR Isaiah Burse	Fresno State
2014	RB Juwan Thompson	Duke
2016	NT Kyle Peko	Oregon State
2017	S Jamal Carter	Miami



TEAM NOTES / OWNER PAT BOWLEN

BRONCOS REACH NINE WINS FOR SIXTH STRAIGHT YEAR IN 2016

The Broncos finished the 2016 with a 9-7 record to represent their sixth consecutive season with at least nine overall wins.

Denver joins New England as the only NFL teams to win nine total games (reg. season + playoffs) in each of the last six years.

MOST CONSECUTIVE SEASONS WITH NINE TOTAL WINS (active streaks)

Team	No.
1. New England	16
2. Denver	6
3. Seattle	5
4. Kansas City	4
5. Green Bay	3
Houston	3
Pittsburgh	3

DENVER OWNS MOST AFC WEST CROWNS

Denver has won 15 AFC West titles to represent the most among division members.

MOST AFC WEST DIVISION TITLES

Team	No.
1. Denver	15
2. Oakland	12
3. San Diego	10
4. Kansas City	7
5. Seattle	2

BRONCOS RANK SECOND IN SUPER BOWL APPEARANCES

Denver's eight Super Bowl appearances are tied for the second most in NFL history.

MOST SUPER BOWL APPEARANCES, NFL HISTORY

Team	No.
1. New England	9
2. Denver	8
Dallas	8
Pittsburgh	8
5. San Francisco	6

DENVER BRONCOS SUPER BOWL SEASONS

Season	Coach	Opponent	Result
1977	Red Miller	Dallas	L, 27-10
1986	Dan Reeves	N.Y. Giants	L, 39-20
1987	Dan Reeves	Washington	L, 42-10
1989	Dan Reeves	San Francisco	L, 55-10
1997	Mike Shanahan	Green Bay	W, 31-24
1998	Mike Shanahan	Atlanta	W, 34-19
2013	John Fox	Seattle	L, 43-8
2015	Gary Kubiak	Carolina	W, 24-10

PAT BOWLEN A RING OF FAMER

Broncos Owner Pat Bowlen was officially enshrined as the 28th member of the Ring of Fame in 2015.

Mr. Bowlen's indelible contributions to the Broncos, the community and the NFL have established him as one of the greatest contributors in professional football history.

PAT BOWLEN'S ALL-TIME RANKINGS AMONG PRO FOOTBALL PRIMARY OWNERS/CHAIRPERSONS

Category	No.	All-Time Rk.	Since '84
Regular-Season Wins	325	7th	1st
Overall Wins	346	6th	1st
Winning Seasons	21	T-6th	1st
Playoff Appearances	18	T-2nd	1st
Playoff Wins	21	T-3rd	2nd
Conference Championship Berths	9	T-4th	2nd
Super Bowl Appearances	7	2nd	2nd
Super Bowl Wins	3	T-4th	T-3rd

BRONCOS A WINNER UNDER BOWLEN

During Owner Pat Bowlen's tenure (1984-pres.), the Broncos own the second-best regular-season win percentage (.611) in the NFL and the third-best win percentage by any team in American professional sports.

HIGHEST WIN PERCENTAGES AMONG AMERICAN PRO SPORTS TEAMS (FIGURES CURRENT THROUGH OCT. 23)

Team	League	W	L	T	Pct.
1. San Antonio Spurs	NBA	1,692	966	-	.637
2. New England Patriots	NFL	327	207	0	.612
3. Denver Broncos	NFL	325	207	1	.611
4. Los Angeles Lakers	NBA	1,615	1,046	-	.607
5. Pittsburgh Steelers	NFL	317	216	1	.595

PAT BOWLEN HAS SEVEN SUPER BOWL APPEARANCES

Broncos Owner Pat Bowlen ranks second among pro football owners with seven Super Bowl appearances.

Mr. Bowlen's teams have won three Super Bowls to tie for the fourth most under a single owner in pro football history.

MOST SUPER BOWL APPEARANCES BY A TEAM OWNER, PROFESSIONAL FOOTBALL HISTORY

Owner	Team	No.
1. Robert Kraft	New England	8
2. Pat Bowlen	Denver	7
3. Edward DeBartolo Jr.	San Francisco	5
Clint Murchison Jr.	Dallas	5
Joe Robbie	Miami	5

MOST SUPER BOWL WINS BY A TEAM OWNER, PROFESSIONAL FOOTBALL HISTORY

Owner	Team	No.
1. Edward DeBartolo Jr.	San Francisco	5
Robert Kraft	New England	5
3. Art Rooney	Pittsburgh	4
4. Pat Bowlen	Denver	3
Al Davis	Oakland	3
Jerry Jones	Dallas	3
Jack Kent Cooke	Washington	3



OWNER PAT BOWLEN

PAT BOWLEN IN 34th YEAR AS OWNER

Denver Broncos Owner Pat Bowlen, who is in his 34th year with the franchise in 2016, has received significant consideration for enshrinement into the Pro Football Hall of Fame in the contributor category.

Mr. Bowlen's outstanding contributions to the Broncos, the community and the NFL have established him as one of the greatest and most influential contributors in professional football history.

TEAM SUCCESS

Former NFL Commissioner Paul Tagliabue (2/2/16): "Pat might have been the only owner who had a major role in every one of those four areas (when NFL was transformed in the late 80s and early 90s: television revenue, labor peace, stadium construction & international growth). I worked with over 100 owners. I would put Pat in the top five."

Dallas Cowboys Owner Jerry Jones (8/3/14): "Pat once told me: 'My full-time job is for this franchise at the league level.' No one in ownership spent more time on league matters than Pat Bowlen... When you talk about the league and you talk about contribution during these critical years and how we have evolved from where we were in television and how we were in stadium, what we were in all of it, Pat Bowlen spent that kind of time. I do distinguish an owner that did change the course. Pat changed the course."

Former NBC Sports Chairman Dick Ebersol (2/3/16): "They should drive (Pat) immediately to the Hall of Fame. It was on his watch that the economic indicator of the NFL, which has always been positive, went into super orbit."

John Clayton (8/3/14): "I think it's inevitable (Pat) gets in (to the Pro Football Hall of Fame). He's what you want for an owner. He has his priorities taken care of. He's always made his franchise the best possible. He never scrimped on money. He never scrimped on resources. He always created a classy organization. So he's a winner on that front. His involvement in league issues is another big factor."

TEAM SUCCESS

* - Pat Bowlen is the first owner in professional football history to achieve 300 overall wins in his first 30 years.

* - In Pat Bowlen's 34 years as owner of the Broncos, the team has more Super Bowl appearances (7) than losing seasons (5), including three World Championships.

* - Pat Bowlen is the only owner in NFL history who has had four different head coaches lead his teams to Super Bowl appearances.

* - No team in NFL history has appeared in more Super Bowls (7) under a single owner than the Broncos have under Pat Bowlen. He is one of only seven owners in NFL history to preside over a team that has three or more Super Bowl wins.

* - The Broncos' 21 winning seasons and 18 playoff berths since 1984 are the most under a single owner in the NFL during that span. The Broncos have an NFL-low five losing seasons under Mr. Bowlen (never in consecutive years).

* - During Pat Bowlen's ownership, the Broncos own the second-highest winning percentage (.611) in the NFL, which ranks third in all of professional sports.

* - Pat Bowlen has helped Denver become the only NFL franchise to win at least 90 games in each of the last three decades (the Broncos are well on pace to win 90 games in the 2010s, needing only to finish out the decade with a 16-26 or better record to achieve that mark).

* - Under Pat Bowlen, the Broncos were the only AFC team to appear in three Super Bowls in the 1980s. They were also the only team from the conference to win a Super Bowl in the 1990s, capturing back-to-back World Championships in 1997-98 while setting an NFL record for most overall wins (33-6, .846) in a two-year period.

NFL IMPACT

* - Mr. Bowlen served on nine National Football League committees during his ownership of the Broncos:

NFL Management Council Executive Committee (co-chair)

NFL Broadcasting Committee (chairman)

NFL Compensation Committee

NFL Network Committee

Pro Football Hall of Fame Committee

NFL Business Ventures Committee

NFL Finance Committee

Los Angeles Working Group Committee

NFL Workplace Diversity Committee

* - In his role as Chair of the NFL Broadcast Committee, Mr. Bowlen led the negotiations of the NFL's \$18 billion TV contract in 1998, the most lucrative single-sport contract in history.

* - In 1993, Mr. Bowlen gave an ultimatum to the networks that procured a bidding war, bringing FOX (NFC) and NBC (AFC) on as league broadcast partners and nearly doubling the television revenue from those streams.

Dallas Cowboys Owner Jerry Jones (2/3/16): "It was a watershed day. It changed NFL history and the game's relationship with TV."

* - Mr. Bowlen also was a key influencer in the 2006 launch of NBC's Sunday Night Football, which has become the most-watched TV program in the country.

Former NBC Sports Chairman Dick Ebersol (9/7/14): "As chairman of the TV committee, Pat Bowlen had more to do with how we watch football in America right now than anybody else in the league. He was the single major force in getting Sunday Night Football. It never would have happened without him."

* - In 1993, Mr. Bowlen fought to establish the introduction of the "franchise tag" in the Collective Bargaining Agreement, helping teams secure the rights to their key players.

Former NFL Commissioner Paul Tagliabue (1/28/14): "The franchise player tag, it was Pat who said, 'Call it the Elway Rule, call it whatever you want, but we're not letting our best player go out on the market.' It doesn't make sense from the fans' standpoint. That's what builds fan bases is continuity with the great players. That's what we as the league called the franchise tag in the beginning, the Elway Rule."

* - In his position as co-chair of the NFL Management Council Executive Committee, Mr. Bowlen played a key role in the six-year extension of the Collective Bargaining Agreement in 2006 and again was part of the new CBA discussions for the 10-year extension in 2011 that ensured labor peace for the next decade.

Former NFL Commissioner Paul Tagliabue (1/28/14): "When we had tough issues, I'd tell (players union boss) Gene Upshaw, 'Go talk to Pat Bowlen.' And he'd say, 'Why Bowlen?' And I'd say: 'Because he's realistic. If he says it, you can take it to the bank that it's something we as a league are willing to stand by.'"

* - Mr. Bowlen played an important role in the formation of NFL Network in 2003 and worked to increase its distribution among cable providers and its overall growth.



OWNER PAT BOWLEN

PAT BOWLEN OWNERSHIP PROFILE, cont.

INTERNATIONAL GROWTH

* - The Broncos have played eight international games in six different countries under Mr. Bowlen's ownership (7 American Bowl, 1 regular season in London), marking the third-most such games in league history.

Former Broncos GM John Beake (8/3/14): "I remember when they first started the American Bowl, Pat would raise his hand. We went to (seven). He loved that. He loved taking the team over and expanding the game globally."

STADIUM EXPANSION / FAN EXPERIENCE

* - Pat Bowlen opened Sports Authority Field at Mile High in 2001, beginning a three-year period in which eight new stadiums opened around the NFL.

* - With a continued emphasis of improving the fan experience, he commissioned \$30 million worth of upgrades to Sports Authority Field at Mile High during the 2013 offseason that included increasing the size of the scoreboard by three times and improving the audio/visual elements, connectivity, suites and concourses.

FRANCHISE STABILITY / POPULARITY

* - During Mr. Bowlen's 34 years of ownership, the Broncos have sold out every regular-season and postseason contest (NFL-high 286 sellouts) as part of the club's 47-year, 389-game sellout streak that is the longest in NFL history in one city.

Patriots Chairman and CEO Robert Kraft (7/23/14): "Over the 30 years he's built an environment up there that I think everyone in the NFL would like to copy."

* - Mr. Bowlen's 34 years of ownership are tied for the 10th-most in pro football history among single owners. He is the third-longest tenured owner in the NFL at this time.

* - Pat Bowlen helped put the Rocky Mountain Region on the professional sports map with the sustained success of the Broncos. In addition to the team's local popularity, a 2014 Harris Poll identified the Broncos as "America's Team."

PAT BOWLEN FASTEST TO 300 WINS

Broncos Owner Pat Bowlen earned his 300th win in Week 10 against San Diego in 2013 to become the first owner in professional football history to reach 300 wins in 30 years.

Mr. Bowlen also was the second-fastest owner to 300 wins in terms of games.

FEWEST YEARS TO REACH 300 OVERALL WINS BY AN OWNER, PROFESSIONAL FOOTBALL HISTORY

Owner	Years
1. Pat Bowlen, Den.	30
2. Al Davis, Oak.	31
3. Lamar Hunt, K.C.	38
4. Art Modell, Cle./Bal.	39
5. Ralph Wilson, Buf.	40

BOWLEN ERA MARKED BY ACHIEVEMENT

Introduced as the majority owner of the Denver Broncos on March 23, 1984, Pat Bowlen has positioned the Broncos among the league's top franchises during the last three decades.

REGULAR-SEASON WINS, NFL, 1984-PRES.

Team	No.
1. New England	327
2. Denver	325
3. Pittsburgh	317
4. San Francisco	310
5. Green Bay	307

OVERALL WINS, NFL, 1984-PRES.

Team	No.
1. New England	358
2. Denver	346
3. Pittsburgh	339
4. San Francisco	334
5. Green Bay	328

DIVISION TITLES, NFL, 1984-PRES.

Team	No.
1. New England	17
2. Pittsburgh	14
San Francisco	14
4. Denver	13
5. Green Bay	12

SEASONS WITH A .500 OR BETTER RECORD, NFL, 1984-PRES.

Team	No.
1. Denver	28
2. Green Bay	26
New England	26
4. Pittsburgh	25
5. Miami	24

CONFERENCE CHAMP. GAMES, NFL, 1984-PRES.

Team	No.
1. New England	12
2. San Francisco	11
3. Denver	9
Pittsburgh	9

SUPER BOWL APPEARANCES, NFL, 1984-PRES.

Team	No.
1. Denver	7
New England	7
3. N.Y. Giants	5
San Francisco	5
5. Buffalo	4
Pittsburgh	4

SUPER BOWL WINS, NFL, 1984-PRES.

Team	No.
1. San Francisco	4
New England	4
3. Denver	3
Dallas	3
N.Y. Giants	3



OWNER PAT BOWLEN / GM JOHN ELWAY

PAT BOWLEN'S 18 PLAYOFF APPEARANCES TIE FOR SECOND MOST AMONG PRO FOOTBALL OWNERS

The Broncos have made 18 of their 22 playoff appearances during Owner Pat Bowlen's 33-year tenure (1984-pres.).

Only the late Bud Adams, in his 54 years with the Oilers/Titans franchise, has experienced more playoff appearances (21) among professional football owners.

MOST PLAYOFF APPEARANCES BY AN OWNER

Owner	Years	No.
1. Bud Adams, Hou./Ten.	1960-2013 (54)	21
2. Pat Bowlen, Den.	1984-pres. (33)	18
Art Modell, Cle./Bal.	1961-2003 (43)	18
4. Ralph Wilson, Buf.	1960-2013 (54)	17
Al Davis, Oak.	1972-2011 (40)	17
Clint Murchison Jr., Dal.	1960-83 (24)	17
Robert Kraft, N.E.	1994-pres. (23)	17

ELWAY HAS AN EYE FOR TALENT

During John Elway's six seasons as an executive, he has signed or extended the contracts of 16 players who have combined for 32 Pro Bowl selections with the Broncos.

Elway is the only NFL general manager during the last six years to acquire future Pro Bowl players through the draft, street free agency, unrestricted free agency and college free agency.

BRONCOS TO MAKE THE PRO BOWL AFTER BEING ACQUIRED OR HAVING CONTRACT EXTENDED BY JOHN ELWAY

Year	Player	Pro Bowls
2011	CB Champ Bailey (extension)	2
	CB Chris Harris Jr. (CFA)	3
	LB Von Miller (Draft)	5
	RB Willis McGahee (FA)	1
	TE Julius Thomas (Draft)	2
2012	QB Peyton Manning (FA)	3
	K Matt Prater (extension)	1
2013	RB C.J. Anderson (CFA)	1
	T Ryan Clady (extension)	1
	G Louis Vasquez (UFA)	1
2014	WR Emmanuel Sanders (UFA)	2
	CB Aqib Talib (UFA)	3
	S T.J. Ward (UFA)	2
	OLB DeMarcus Ware (FA)	2
2015	S Darian Stewart (UFA)	1
	WR Demaryius Thomas (extension)	2
Totals	16 players	32

ELWAY HAS BRONCOS BACK TO WINNING WAYS

Since John Elway was hired in 2011 (and coming off a 4-12 record in 2010), the Broncos have posted the second-most overall wins (76) in the NFL.

MOST OVERALL WINS, NFL, 2011-PRES.

Team	W	L	T	Pct.
1. New England	91	27	0	.771
2. Denver	76	36	0	.679
3. Green Bay	75	38	1	.662
Seattle	75	38	1	.662
5. Pittsburgh	68	42	0	.618

BRONCOS NFL RANKS UNDER JOHN ELWAY (2011-PRES.)

Statistic	No.	Rk.
Reg. Season Wins	70	T-2nd
Playoff Wins	6	T-3rd
Overall Wins	76	2nd
Playoff Berths	5	T-3rd
Division Titles	5	T-2nd
Super Bowl Appearances	2	T-2nd
Super Bowl Wins	1	T-2nd

ELWAY ERA: FIRST 100 GAMES

The Broncos posted a 71-29 (.710) overall record during John Elway's tenure as an executive (2011-Wk. 10, 2016) with that win percentage ranking second in the NFL during that period.

Elway's 71 total wins are believed to be the most by any NFL team's general manager through his first 100 overall games.

MOST WINS BY CURRENT NFL GENERAL MANAGERS IN THEIR FIRST 100 OVERALL GAMES AS TOP PERSONNEL EXECUTIVE

Executive	First Year	W	L	T	Pct.	SB	WC
1. John Elway, Den.	2011	71	29	0	.710	2	1
2. Kevin Colbert, Pit.	2000	65	34	1	.655	0	0
3. Jerry Reese, NYG	2007	64	36	0	.640	2	2
4. John Schneider, Sea.	2010	62	38	0	.620	2	1
5. Jerry Jones, Dal.	1989	61	39	0	.610	2	2
6. Thomas Dimitroff, Atl.	2008	60	40	0	.600	0	0
7. Ted Thompson, G.B.	2005	54	46	0	.540	0	0
8. Ozzie Newsome, Bal.	2002	52	48	0	.520	0	0
9. Rick Smith, Hou.	2006	50	50	0	.500	0	0
10. Mickey Loomis, N.O.	2002	47	53	0	.470	0	0

PRO FOOTBALL HALL OF FAME GENERAL MANAGERS THROUGH THEIR FIRST 100 OVERALL GAMES AS TOP PERSONNEL EXECUTIVE

Executive	First Year	W	L	T	Pct.	SB	WC
Al Davis, Oak.	1966	69	24	7	.725	1	0
Bill Polian, Buf.	1986	61	39	0	.610	1	0
Tex Schram, LAN	1947	61	34	5	.635	0	0
Ron Wolf, G.B.	1991	56	44	0	.560	0	0
Jim Finks, Min.	1964	54	41	5	.565	1	0



HEAD COACH VANCE JOSEPH / ASSISTANT COACHES

JOSEPH IN FIRST SEASON AS HEAD COACH

Vance Joseph was named the 16th head coach in franchise history on Jan. 11, 2017. Joseph joined the Broncos after spending the 2016 season as defensive coordinator for the Miami Dolphins.

Below is a look at the overall records (regular season and playoffs) for all of Denver's head coaches in the club's 57-year history.

BRONCOS ALL-TIME HEAD COACHES' OVERALL RECORDS

Head Coach	Years	W	L	T	Pct.
Frank Filchock	1960-61	7	20	1	.268
Jack Faulkner	1962-64	9	22	1	.297
Mac Speedie*	1964-66	6	19	1	.250
Ray Malavasi*	1966	4	8	0	.333
Lou Saban	1967-71	20	42	3	.331
Jerry Smith*	1971	2	3	0	.400
John Ralston	1972-76	34	33	3	.507
Red Miller	1977-80	42	25	0	.627
Dan Reeves	1981-92	117	79	1	.596
Wade Phillips	1993-94	16	17	0	.485
Mike Shanahan	1995-2008	146	91	0	.616
Josh McDaniels	2009-10	11	17	0	.393
Eric Studesville*	2010	1	3	0	.250
John Fox	2011-14	49	22	0	.690
Gary Kubiak	2015-16	24	11	0	.686
Vance Joseph	2017-pres.	3	3	0	.500

*Interim Head Coach

JOSEPH'S YEAR-BY-YEAR COACHING BREAKDOWN

Year	Position	Team/School	Rec.	Postseason
1999	Graduate Asst.	University of Colorado	6-5	Insight.com Bowl (1-0)
2000	Graduate Asst.	University of Colorado	3-8	
2001	Graduate Asst.	University of Colorado	10-2	Fiesta Bowl (0-1)
2002	Defensive Backs	University of Colorado	9-4	Alamo Bowl (0-1)
2003	Defensive Backs	University of Colorado	5-7	
2004	Defensive Backs	Bowling Green	8-3	GMAC Bowl (1-0)
2005	Asst. DBs	San Francisco 49ers	4-12	
2006	Defensive Backs	San Francisco 49ers	7-9	
2007	Defensive Backs	San Francisco 49ers	5-11	
2008	Defensive Backs	San Francisco 49ers	7-9	
2009	Defensive Backs	San Francisco 49ers	8-8	
2010	Defensive Backs	San Francisco 49ers	6-10	
2011	Defensive Backs	Houston Texans	10-6	Playoffs (1-1)
2012	Defensive Backs	Houston Texans	12-4	Playoffs (1-1)
2013	Defensive Backs	Houston Texans	2-14	
2014	Defensive Backs	Cincinnati Bengals	10-5-1	Playoffs (0-1)
2015	Defensive Backs	Cincinnati Bengals	12-4	Playoffs (0-1)
2016	Defensive Coord.	Miami Dolphins	10-6	Playoffs (0-1)
2017	Head Coach	Denver Broncos	3-2	

BREAKDOWN OF VANCE JOSEPH'S RECORD COACHING FOOTBALL

Category	W	L	T	Pct.
Regular season record as an NFL head coach	3	3	0	.500
Postseason record as an NFL head coach	--	--	--	--
Overall record as an NFL head coach	3	3	0	.500
Regular season record as an NFL assistant coach	93	98	1	.490
Postseason record as an NFL assistant coach	2	5	0	.286
Overall record as an NFL assistant coach	95	103	1	.480
Overall record as an NFL coach	97	106	1	.478
Regular season record as a collegiate assistant coach	35	24	0	.593
Postseason record as a collegiate assistant coach	2	2	0	.500
Overall record as a collegiate assistant coach	37	26	0	.587
Overall record coaching football	134	125	1	.517

JOSEPH WINS HEAD COACHING DEBUT

The Broncos earned a 24-21 win against the Los Angeles Chargers in Week 1 to give Vance Joseph his first regular-season victory as a head coach.

All-time, Broncos head coaches are 11-1 when making their regular-season head-coaching debut at the start of a season. Including individuals named head coach during a season, Broncos head coaches are 12-4 in their first regular-season game with the club.

BRONCOS HEAD COACHES IN THEIR FIRST REGULAR-SEASON GAME, ALL-TIME

Head Coach	NFL Exp.	Game	Result
Frank Filchock	1st	at Boston, 9/9/60	W, 13-10
Jack Faulkner	1st	vs. San Diego, 9/7/62	W, 30-21
Mac Speedie*	1st	vs. Kansas City, 10/11/64	W, 33-27
Ray Malavasi*	1st	vs. N.Y. Jets, 9/25/66	L, 16-7
Lou Saban	7th	vs. Boston, 9/3/67	W, 26-21
Jerry Smith*	1st	at Kansas City, 11/21/71	L, 28-10
John Ralston	1st	vs. Houston, 9/17/72	W, 30-17
Red Miller	1st	vs. St. Louis, 9/18/77	W, 7-0
Dan Reeves	1st	vs. Oakland, 9/6/81	W, 9-7
Wade Phillips	2nd	at N.Y. Jets, 9/5/93	W, 26-20
Mike Shanahan	3rd	vs. Buffalo, 9/3/95	W, 22-7
Josh McDaniels	1st	at Cincinnati, 9/13/09	W, 12-7
Eric Studesville*	1st	at Arizona, 12/12/10	L, 43-13
John Fox	10th	vs. Oakland, 9/12/11	L, 23-20
Gary Kubiak	9th	vs. Baltimore, 9/13/15	W, 19-13
Vance Joseph	1st	vs. L.A. Chargers, 9/11/17	W, 24-21

* - Named head coach during the season

2017 BRONCOS ASSISTANT COACHING STAFF

**(S) - Sideline; (B) Coaching Booth
OFFENSE**

Mike McCoy (S).....	Offensive Coordinator
Geep Chryst (S).....	Tight Ends
Jeff Davidson (S).....	Offensive Line
Christopher Kragthorpe (B).....	Offensive Quality Control
Klint Kubiak (B).....	Offensive Asst./Quarterbacks
Bill Musgrave (S).....	Quarterbacks
Chris Strausser (B).....	Assistant Offensive Line
Eric Studesville (S).....	Asst. Head Coach/Running Backs
Tyke Tolbert (S).....	Wide Receivers

DEFENSE

Joe Woods (S).....	Defensive Coordinator
Chris Beake (B).....	Defensive Assistant/Defensive Line
Charles Gordon (B).....	Defensive Quality Control
Reggie Herring (S).....	Linebackers
Bill Kollar (S).....	Defensive Line
Johnnie Lynn (B).....	Assistant Defensive Backs
Fred Pagac (S).....	Outside Linebackers
Marcus Robertson (S).....	Defensive Backs

SPECIAL TEAMS

Brock Olivo (S).....	Special Teams Coordinator
Chris Gould (S).....	Assistant Special Teams

STRENGTH AND CONDITIONING

Luke Richesson (S).....	Strength and Conditioning
Mike Eubanks (S).....	Assistant Strength and Conditioning
Anthony Lomando (S)....	Assistant Strength and Conditioning
Cedric Smith (S).....	Assistant Strength and Conditioning



OFFENSIVE NOTES

McCOY RETURNS AS OFFENSIVE COORDINATOR

Mike McCoy, who spent four seasons as Denver's offensive coordinator from 2009-12, returns to the Broncos after four seasons (2013-16) as head coach of the San Diego Chargers.

Below are the offensive numbers by McCoy's teams since 2004.

MIKE McCOY'S YEARLY OFFENSIVE TOTALS/RANKINGS

Year	Team	Pos.	PYPG (Rk)	RYPG (Rk)	YPG (Rk)	PPG (Rk)
2004	Carolina	QBs	227.7 (9)	-	326.6 (13)	22.2 (13)
2005	Carolina	QBs	204.4 (17)	-	309.4 (22)	24.4 (8)
2006	Carolina	QBs	204.0 (15)	-	307.7 (24)	16.9 (27)
2007	Carolina	QBs*	170.9 (29)	-	284.9 (29)	16.7 (26)
2008	Carolina	QBs*	197.4 (19)	-	349.7 (10)	25.9 (7)
2009	Denver	O.C.	226.7 (13)	114.8 (18)	341.4 (15)	20.4 (20)
2010	Denver	O.C.	252.4 (7)	96.5 (26)	348.9 (14)	21.5 (19)
2011	Denver	O.C.	152.1 (31)	164.5 (1)	316.6 (23)	19.3 (25)
2012	Denver	O.C.	283.4 (5)	114.5 (16)	397.9 (4)	30.1 (2)
2013	San Diego	H.C.	270.5 (4)	122.8 (13)	393.3 (5)	24.8 (12)
2014	San Diego	H.C.	256.1 (10)	85.4 (30)	341.6 (18)	21.8 (17)
2015	San Diego	H.C.	286.9 (4)	84.9 (31)	371.8 (9)	20.0 (26)
2016	San Diego	H.C.	262.4 (8)	94.4 (26)	356.8 (14)	25.6 (9)
2017	Denver	O.C.	223.5 (15)	114.5 (15)	338.0 (15)	18.0 (24)
Averages			229.9	110.3	341.8	22.0

*Also served as passing game coordinator

SIEMIAN A LATE-ROUND STEAL

Broncos quarterback Trevor Siemian was selected by the Broncos in the seventh round (250th overall) of the 2015 NFL Draft from Northwestern. That year, only six NFL players were selected after Siemian.

Siemian is the second-lowest drafted quarterback in the NFL among players who opened the season as their team's starter.

LOWEST DRAFTED STARTING QUARTERBACKS, NFL, 2017 (QBs THAT STARTED WEEK 1)

Player	Rd. (Ovr.)	Year
1. Brian Hoyer, S.F.	CFA	2009
2. Trevor Siemian, Den.	7 (250)	2015
3. Tom Brady, N.E.	6 (199)	2000
4. Tyrod Taylor, Buf.	6 (180)	2011
5. Dak Prescott, Dal.	4 (135)	2016

SIEMIAN'S FIRST 16 STARTS

Broncos quarterback Trevor Siemian threw 24 touchdown passes through his first 16 starts (Week 1 in 2016 through Week 2 in 2017) to represent the third most ever by a Bronco in his first 16 starts with the team and the most in team history by a player in his first 16 NFL starts.

MOST TOUCHDOWN PASSES IN FIRST 16 STARTS AS A BRONCO

Player	Year(s)	No.
1. Peyton Manning	2012	37
2. Frank Tripucka	1960-61	27
3. Trevor Siemian	2016-17	24
4. Charley Johnson	1972-73	23
5. Kyle Orton	2009-10	22
Jay Cutler	2006-07	22
Jake Plummer	2003-04	22

MOST TOUCHDOWN PASSES BY A BRONCO IN FIRST 16 NFL STARTS

Player	Year(s)	No.
1. Trevor Siemian	2016-17	24
2. Jay Cutler	2006-07	22
3. Brian Griese	1999-2000	21
4. Tim Tebow	2010-11	17*
5. Mickey Slaughter	1963-65	15

*Only started 14 games for Denver

THOMAS' 1,000-YARD SEASONS

Broncos wide receiver Demaryius Thomas has topped 1,000 receiving yards in each of the last five seasons, joining Ring of Famer Rod Smith as the only players in franchise history to accomplish that feat.

Thomas' five consecutive 1,000-yard seasons also represents the longest active streak in the NFL.

MOST CONSECUTIVE SEASONS WITH 1,000 RECEIVING YARDS, BRONCOS HISTORY

Player	No.	Years
1. Rod Smith	6	1997-2002
2. Demaryius Thomas	5	2012-16
3. Brandon Marshall	3	2007-09
Ed McCaffrey	3	1998-2000

MOST CONSECUTIVE SEASONS WITH 1,000 RECEIVING YARDS, NFL (Active streaks)

Player	No.	Years
1. Demaryius Thomas, Den.	5	2012-16
2. Antonio Brown, Pit.	4	2013-16
T.Y. Hilton, Ind.	4	2013-16
4. Six players	3	2014-16

THOMAS IN ELITE COMPANY

Broncos wide receiver Demaryius Thomas posted 90 receptions for 1,083 yards in 2016 to join Torry Holt (2002-07) and Marvin Harrison (1999-2003) as the only players in league history with five consecutive seasons totaling at least 90 catches and 1,000 receiving yards.

MOST CONSECUTIVE SEASONS WITH 90 RECEPTIONS AND 1,000 RECEIVING YARDS, NFL HISTORY

Player	No.	Years
1. Torry Holt, Stl.	6	2002-07
2. Demaryius Thomas, Den.	5	2012-16
Marvin Harrison, Ind.	5	1999-2003

THOMAS TOP FIVE IN BRONCOS CAREER RECEIVING

Broncos wide receiver Demaryius Thomas currently ranks fourth in Broncos history in receptions (576) and third in receiving yards (8,093) and receiving touchdowns (52).

MOST CAREER RECEPTIONS, BRONCOS HISTORY

Player	Rec.
1. Rod Smith	849
2. Shannon Sharpe	675
3. Demaryius Thomas	576
4. Lionel Taylor	543
5. Ed McCaffrey	462

MOST CAREER RECEIVING YARDS, BRONCOS HISTORY

Player	Yds.
1. Rod Smith	11,389
2. Shannon Sharpe	8,439
3. Demaryius Thomas	8,093
4. Lionel Taylor	6,872
5. Ed McCaffrey	6,200

MOST CAREER RECEIVING TOUCHDOWNS, BRONCOS HISTORY

Player	TD
1. Rod Smith	68
2. Shannon Sharpe	55
3. Demaryius Thomas	52
4. Ed McCaffrey	46
5. Haven Moses	44
Lionel Taylor	44



OFFENSIVE NOTES

THOMAS' 100-YARD GAMES

Broncos wide receiver Demaryius Thomas has totaled 35 career 100-yard receiving games (including playoffs) to represent the most in Broncos history and rank third in the NFL since 2011 when he recorded his first 100-yard output.

MOST 100-YARD RECEIVING GAMES, BRONCOS HISTORY (incl. playoffs)

Player	No.
1. Demaryius Thomas	35
2. Rod Smith	31
3. Lionel Taylor	24
4. Ed McCaffrey	18
Shannon Sharpe	18

MOST 100-YARD RECEIVING GAMES, NFL, 2011-PRES. (incl. playoffs)

Player	No.
1. Julio Jones, Atl.	38
2. Antonio Brown, Pit.	37
3. Demaryius Thomas, Den.	35
4. Calvin Johnson, Det.	34
5. Brandon Marshall, Mia./Chi./NYJ	32

THOMAS/SANDERS A DYNAMIC DUO

Wide receivers Demaryius Thomas and Emmanuel Sanders each topped 1,000 receiving yards for the third consecutive season in 2016.

The duo joins Rod Smith and Ed McCaffrey (1998-2000) as the only tandems in Broncos history with three consecutive seasons each topping 1,000 receiving yards. They also represent just the seventh wide receiver tandem in NFL history to accomplish that feat.

1,000-YARD RECEIVING TANDEM, BRONCOS HISTORY

Year	Tandem (Yds.)
1994	Anthony Miller (1,107) / Shannon Sharpe (1,010)
1997	Rod Smith (1,180) / Shannon Sharpe (1,107)
1998	Rod Smith (1,222) / Ed McCaffrey (1,053)
1999	Rod Smith (1,020) / Ed McCaffrey (1,018)
2000	Rod Smith (1,602) / Ed McCaffrey (1,317)
2004	Rod Smith (1,144) / Ashley Lelie (1,084)
2012	Demaryius Thomas (1,434) / Eric Decker (1,064)
2013	Demaryius Thomas (1,430) / Eric Decker (1,288)
2014	Demaryius Thomas (1,619) / Emmanuel Sanders (1,404)
2015	Demaryius Thomas (1,304) / Emmanuel Sanders (1,135)
2016	Demaryius Thomas (1,083) / Emmanuel Sanders (1,032)

TEAMS WITH WIDE RECEIVER DUOS EACH TOTALING 1,000 YARDS IN THREE OR MORE CONSECUTIVE SEASONS

Team	Players	Seasons	No.
1. Minnesota	Cris Carter/Jake Reed	1994-97	4
2. Denver	Demaryius Thomas/Emmanuel Sanders	2014-16	3
New England	Randy Moss/Wes Welker	2007-09	3
Indianapolis	Marvin Harrison/Reggie Wayne	2004-06	3
St. Louis	Isaac Bruce/Torry Holt	2000-02	3
Denver	Rod Smith/Ed McCaffrey	1998-2000	3
Minnesota	Cris Carter/Randy Moss	1998-2000	3

THOMAS/SANDERS A GREAT COMBO

Wide receivers Demaryius Thomas and Emmanuel Sanders have each topped 100 receiving yards in the same game seven times since 2014 to lead all NFL receiving duos during that span.

MOST GAMES WITH A RECEIVING DUO EACH TOTALING 100 YARDS, NFL, SINCE 2014

Players	Team	No.
1. D. Thomas / E. Sanders	Denver	7
2. A. Brown / M. Bryant	Pittsburgh	3
R. Cobb / J. Nelson	Green Bay	3

GAMES WITH EMMANUEL SANDERS & DEMARIYIUS THOMAS EACH RECORDING 100 RECEIVING YARDS

Opp. (Date)	Thomas	Sanders
vs. Arizona (10/5/14)	226	101
vs. San Diego (10/23/14)	105	120
at New England (11/2/14)	127	151
at St. Louis (11/16/14)	103	102
at Cleveland (10/18/15)	111	109
at Cincinnati (9/25/16)	100	117
at Tennessee (12/11/16)	126	100

ANDERSON A MAINSTAY IN DENVER

Broncos running back C.J. Anderson is just the sixth Bronco—and the first since Terrell Davis (1995-98)—to record 300 rushing yards in four consecutive seasons.

With nine rushing yards against Kansas City, Anderson can become just the fourth Bronco with at least 400 rushing yards in four consecutive seasons.

MOST CONSECUTIVE SEASONS WITH 300 RUSHING YARDS, BRONCOS HISTORY

Player	Years	No.
1. Floyd Little	1967-75	9
2. Sammy Winder	1983-89	7
3. Jon Keyworth	1974-79	6
4. Otis Armstrong	1976-80	5
5. C.J. Anderson	2014-17	4
Terrell Davis	1995-98	4

ANDERSON: UNRAFTED TO STARTER

Since entering the NFL with the Broncos in 2013, running back C.J. Anderson has posted two of the top five single-game rushing totals in franchise history by an undrafted player.

Anderson's 90 rushing yards in Denver's 24-10 victory against Carolina in Super Bowl 50 represents the third-highest rushing total by an undrafted player in Super Bowl history.

MOST RUSHING YARDS BY AN UNRAFTED PLAYER, SINGLE GAME, BRONCOS HISTORY

Player	Opponent (Date)	Rec.	Yds.	Avg.	TD
1. C.J. Anderson	at K.C. (11/30/14)	32	168	5.3	0
2. C.J. Anderson	vs. Mia. (11/23/14)	27	167	6.2	1
3. Selvin Young	vs. K.C. (12/9/07)	17	156	9.2	0
4. Mike Bell	vs. Ind. (10/29/06)	15	136	9.1	2
5. C.J. Anderson	vs. Dal. (9/17/17)	25	118	4.7	1

MOST RUSHING YARDS BY AN UNRAFTED PLAYER, SUPER BOWL HISTORY

Player	Opponent (Date)	Rec.	Yds.	Avg.	TD
1. Dominic Rhodes, Ind.	vs. Chicago (2/4/07)	21	113	5.4	1
2. Willie Parker, Pit.	vs. Seattle (2/5/06)	10	93	9.3	1
3. C.J. Anderson, Den.	vs. Carolina (2/7/16)	23	90	3.9	1
4. Willie Parker, Pit.	vs. Arizona (2/1/09)	19	53	2.8	0
5. Steve Young, S.F.	vs. San Diego (1/29/95)	5	49	9.8	0



OFFENSIVE / DEFENSIVE NOTES

CHARLES IS NFL'S ALL-TIME LEADER IN RUSHING AVG.

Jamaal Charles, who was signed by the team as a free agent on May 2, owns the highest career rushing average (5.43) in NFL history (min. 500 att.) by a running back.

HIGHEST CAREER RUSHING AVERAGE, RBs, NFL HISTORY (min. 500 att.)

Player	Years	Att.	Yds.	Avg.	TD
1. Jamaal Charles, K.C./Den.	2008-pres.	1,374	7,456	5.43	44
2. Bo Jackson, LAA	1987-90	515	2,782	5.40	16
3. Jim Brown, Cle.	1957-65	2,359	12,312	5.22	106
4. Dan Towler, LAN	1950-55	672	3,493	5.20	43
5. Merucry Morris, Mia./S.D.	1969-76	804	4,133	5.14	31

CHARLES SET TO FACE FORMER TEAM

Jamaal Charles on Monday is set to face his former team for the first time. Charles played 103 regular-season games in nine seasons (2008-16) with the Chiefs and rushed for 7,260 yards and 43 touchdowns on 1,332 attempts (5.5 avg.).

To date, 16 players in NFL history have rushed for at least 7,000 yards for a team and then faced them later in their career.

PLAYERS TO RUSH FOR 7,000 YARDS WITH A TEAM AND FACE THEM LATER IN THEIR CAREER

(SORTED BY MOST YARDS IN FIRST GAME AGAINST FORMER TEAM)

Player	Opp. (Date)	Att.	Yds.	Avg.	TD
1. Eric Dickerson, Ind.	at LAN (9/17/89)	21	116	5.5	1
2. Corey Dillon, N.E.	vs. Cin. (12/12/04)	22	88	4.0	1
3. Jamal Lewis, Cle.	vs. Bal. (9/30/07)	23	64	2.8	1
4. Chris Johnson, NYJ	at Ten. (12/14/14)	10	55	5.5	0
5. Frank Gore, Ind.	vs. S.F. (10/8/17)	14	48	3.4	0
6. Roger Craig, LAA	vs. S.F. (9/29/91)	13	44	3.4	0
7. Fred Taylor, N.E.	vs. Jac. (12/27/09)	11	35	3.2	0
8. Joe Perry, Bal.	vs. S.F. (12/3/61)	7	29	4.1	0
9. Thurman Thomas, Mia.	vs. Buf. (10/8/00)	7	24	3.4	0
Marcus Allen, K.C.	vs. LAA (10/3/93)	17	24	1.4	1
11. Adrian Peterson, N.O.	at Min. (9/11/17)	6	18	3.0	0
12. Edgerrin James, Sea.	at Ind. (10/4/09)	4	16	4.0	0
13. LaDainian Tomlinson, NYJ	vs. S.D. (10/23/11)	5	14	2.8	0
14. Ottis Anderson, NYG	vs. Stl. (12/14/86)	3	9	3.0	0
15. Steven Jackson, Atl.	vs. Stl. (9/15/13)	3	0	0.0	0
16. Emmitt Smith, Ari.	at Dal. (10/5/03)	6	-1	-0.2	0
Jamaal Charles, Den.	at K.C. (10/30/17)			TBD	

BOOKER LEADS TEAM IN RUSHING AS ROOKIE

Broncos running back Devontae Booker led the Broncos with 612 rushing yards on 174 attempts in 2016 to become the 13th rookie in franchise history to lead the team in rushing.

ROOKIES TO LEAD BRONCOS IN RUSHING

Year	Player	Yards	Year	Player	Yards
1960	Dave Rolle	501	2000	Mike Anderson	1,487
1963	Billy Joe	649	2002	Clinton Portis	1,508
1967	Floyd Little	381	2007	Selvin Young	729
1982	Gerald Willhite	347	2008	Peyton Hillis	343
1989	Bobby Humphrey	1,151	2009	Knowshon Moreno	947
1995	Terrell Davis	1,117	2016	Devontae Booker	612
1999	Olandis Gary	1,159			

LEARY PAYING IMMEDIATE DIVIDENDS

Guard Ron Leary, who was signed by the Broncos as an unrestricted free agent this offseason, is the NFL's highest-graded guard in pass protection according to ProFootballFocus.com.

In 232 pass-blocking plays, Leary has allowed only two pressures—the fewest among NFL offensive guards according to the website.

FEWEST TOTAL PRESSURES ALLOWED AMONG OFFENSIVE GUARDS, ACCORDING TO PROFOOTBALLFOCUS.COM

Player	PB Snaps	Sacks	Hits	Hurries	Total
1. Ron Leary, Den.	232	0	1	1	2
2. Zack Martin, Dal.	195	0	1	2	3
Nick Eaton, Min.	173	0	1	2	3
4. Ramon Foster, Pit.	192	0	1	4	5
5. Three players	-	-	-	-	6

ROOKIE BOLLES AN IMMEDIATE STARTER AT LEFT TACKLE

Broncos tackle Garrett Bolles, who was selected by Denver in the first round (20th overall) of the 2017 NFL Draft from the University of Utah, made his first regular-season start in Week 1 against the Chargers.

Bolles became just the sixth rookie to start at left tackle for the Broncos in Week 1 since starting lineups were tracked beginning in 1968.

BRONCOS ROOKIES TO START AT LEFT TACKLE IN WEEK 1 (SINCE 1968)

Year	Player
1974	Claudie Minor
1979	Dave Studdard
1992	Russell Freeman
2008	Ryan Clady
2015	Ty Sambrailo
2017	Garrett Bolles

BRONCOS NO. 1 IN DEFENSE

The Broncos rank first in the NFL in total defense (258.5 ypg) through seven weeks in 2017.

Denver, which ranks second against the run (71.8 ypg) and sixth against the pass (186.7 ypg) is one of only two NFL teams (Carolina) to rank in the Top 10 in both categories.

NFL TEAM DEFENSE LEADERS, 2017

Team	YPG Allowed
1. Denver	258.5
2. Pittsburgh	258.7
3. Carolina	261.9
4. Minnesota	283.0
5. Cincinnati	289.0

NFL TEAM RUN DEFENSE LEADERS, 2017

Team	RYPG Allowed
1. Philadelphia	67.0
2. Denver	71.8
3. Minnesota	76.6
4. Carolina	81.1
5. Miami	82.3

NFL TEAM PASS DEFENSE LEADERS, 2017

Team	PYPG Allowed
1. Pittsburgh	147.0
2. Jacksonville	161.7
3. Cincinnati	177.7
4. Carolina	180.7
5. L.A. Chargers	185.4
6. Denver	186.7



DEFENSIVE NOTES

WOODS IN FIRST YEAR AS DEFENSIVE COORDINATOR

Joe Woods was promoted to defensive coordinator in 2017 after leading Denver's secondary the last two seasons. In his two seasons coaching the team's defensive backs, the Broncos finished No. 1 pass defense both years and each of his starting players in the secondary made at least one Pro Bowl.

Below are the pass defense numbers by Woods' teams since he started as an NFL defensive backs coach in 2004.

JOE WOODS' YEARLY DEFENSIVE PASSING TOTALS/RANKINGS

Year	Team	PYPG (Rk)	Opp. Rtg.(Rk)	INTs (Rk)
2004	Tampa Bay	161.2 (1)	77.2 (11)	16 (17)
2005	Tampa Bay	183.1 (6)	73.5 (7)	17 (10)
2006	Minnesota	238.6 (31)	73.1 (5)	21 (5)
2007	Minnesota	264.1 (32)	86.3 (23)	15 (20)
2008	Minnesota	215.6 (18)	82.5 (16)	12 (21)
2009	Minnesota	218.4 (19)	92.5 (27)	11 (26)
2010	Minnesota	210.4 (10)	86.4 (22)	15 (17)
2011	Minnesota	251.2 (26)	107.6 (32)	8 (31)
2012	Minnesota	244.3 (24)	92.3 (25)	10 (27)
2013	Minnesota	287.2 (31)	98.6 (30)	12 (24)
2014	Oakland	238.1 (16)	96.9 (26)	9 (27)
2015	Denver	199.6 (1)	78.8 (4)	14 (13)
2016	Denver	185.8 (1)	69.7 (1)	14 (12)
2017	Denver	186.7 (6)	91.7 (22)	4 (21)

BRONCOS SECOND IN DEFENSIVE TDs SINCE '15

The Broncos have totaled 11 defensive touchdowns (8 INT ret.; 3 FUM ret.) during the last three seasons (incl. playoffs) to rank second in the NFL during that span.

Denver is 10-0 when scoring a defensive touchdown since 2015.

MOST DEFENSIVE TOUCHDOWNS, NFL, 2015-pres. (incl. playoffs)

Team	INT-TD	FUM-TD	Total
1. Kansas City	8	4	12
2. Denver	8	3	11
3. Arizona	7	3	10
Atlanta	5	5	10
5. Carolina	7	2	9
Tampa Bay	6	3	9

DENVER'S DEFENSIVE TOUCHDOWNS, 2015-17

Opp. (Date)	Player	Defensive TD
vs. Bal. (9/13/15)	Aqib Talib	51-yd. INT ret.
at K.C. (9/17/15)	Bradley Roby	21-yd. FUM ret.
at Oak. (10/11/15)	Chris Harris	74-yd. INT ret.
at Cle. (10/18/15)	Aqib Talib	63-yd. INT ret.
at S.D. (12/6/15)	Danny Trevathan	25-yd. INT ret.
vs. Car. (2/7/16)	Malik Jackson	FUM rec. in EZ
vs. Ind. (9/18/16)	Aqib Talib	36-yd. INT ret.
vs. Ind. (9/18/16)	Shane Ray	15-yd. FUM ret.
vs. S.D. (10/30/16)	Bradley Roby	49-yd. INT ret.
at Jac. (12/4/16)	Bradley Roby	51-yd. INT ret.
vs. Dal. (9/17/17)	Aqib Talib	103-yd. INT ret.

MILLER RUNNER-UP FOR DEFENSIVE P.O.Y. IN 2016

Von Miller was runner-up for the 2016 Associated Press' NFL Defensive Player of the Year, finishing one vote shy of Raiders defensive end Khalil Mack. It marked the second time in his career (2012 - J.J. Watt., Hou.) Miller finished as runner-up for AP Defensive Player of the Year.

2016 ASSOCIATED PRESS NFL DEFENSIVE PLAYER OF THE YEAR VOTING

Player	Pos.	Votes
1. Khalil Mack, Oak.	DE	18
2. Von Miller, Den.	OLB	17
3. Landon Collins, NYG	S	9
4. Aaron Donald, LAN	DT	3
5. Sean Lee, Dal.	LB	2
6. Eric Berry, K.C.	S	1

MILLER NAMED FIRST-TEAM ALL-PRO

Broncos outside linebacker Von Miller was named a first-team All-Pro selection by the Associated Press in 2016 for the third time in his career.

Miller is the ninth player in franchise history with three or more first-team selections and the first since cornerback Champ Bailey (2004-06).

MOST FIRST-TEAM AP ALL-PRO SELECTIONS, BRONCOS HISTORY

Player	No.	Years
1. Shannon Sharpe	4	1993, '96-98
Lionel Taylor	4	1960-62, '65
3. Von Miller	3	2012, '15-16
Champ Bailey	3	2004-06
Terrell Davis	3	1996-98
Karl Mecklenburg	3	1985-86, '89
Rick Upchurch	3	1976, '78, '82
Rich Jackson	3	1969-70
Bud McFadin	3	1960-62

MILLER A FIVE-TIME PRO BOWLER

Broncos outside linebacker Von Miller was selected to his fifth career Pro Bowl in 2016 to join Ring of Fame safety Steve Atwater and cornerback Champ Bailey as the only players to make five Pro Bowls in their first six seasons with Denver.

MOST PRO BOWLS IN FIRST FIVE SEASONS WITH BRONCOS

Player	Pos.	No.
1. Von Miller	OLB	5
Champ Bailey	CB	5
Steve Atwater	S	5
4. John Lynch	S	4
Trevor Pryce	DL	4
Shannon Sharpe	TE	4
Randy Gradishar	LB	4
Floyd Little	RB	4*

*Total includes AFL All-Star selections

MOST PRO BOWLS BY A BRONCOS LINEBACKER

Player	No.
1. Randy Gradishar	7
2. Karl Mecklenburg	6
3. Von Miller	5
Al Wilson	5
5. Tom Jackson	3



DEFENSIVE NOTES

MILLER FINISHES SECOND IN SACKS IN 2016

Von Miller ranked second in the NFL with 13.5 sacks in 2016.

MOST SACKS, NFL, 2016

Player	No.
1. Vic Beasley Jr., Atl.	15.5
2. Von Miller, Den	13.5
3. Lorenzo Alexander, Buf.	12.5
Danielle Hunter, Min.	12.5
Markus Golden, Ari.	12.5

MILLER IN ELITE BRONCOS SACK GROUP

Broncos outside linebacker Von Miller currently ranks second in franchise history in career sacks (80.5).

He is also the first player in Broncos history—and one of just five active players—to record at least five sacks in each of his first seven NFL seasons.

MOST CAREER SACKS, BRONCOS HISTORY

Player	Years	No.
1. Simon Fletcher	1985-95	97.5
2. Von Miller	2011-pres.	80.5
3. Karl Mecklenburg	1983-94	79.0
4. Barney Chavous	1973-85	75.0
5. Rulon Jones	1980-88	73.5

*Note: Broncos sack totals before 1982 derived from play-by-play analysis

LONGEST STREAK OF FIVE-SACK SEASONS TO BEGIN CAREER (ACTIVE PLAYERS)

Player	No.	Years
1. Cliff Avril, Det./Sea.	9	2008-16
Elvis Dumervil, Den./Bal.	9	2006-15*
3. Clay Matthews, G.B.	8	2009-16
Cameron Wake, Mia.	8	2009-16
5. Von Miller, Den.	7	2011-17

*Spent 2010 season on injured reserve

MILLER SECOND FASTEST TO 80 CAREER SACKS

Broncos outside linebacker Von Miller (80.5 total sacks in first 94 games) is the second-fastest player in NFL history to reach 80 career sacks.

FASTEST PLAYERS TO REACH 80 CAREER SACKS, NFL HISTORY

Player	GP
1. Reggie White*	70
2. Von Miller	94
3. DeMarcus Ware	96
Bruce Smith	96
5. Leslie O'Neal	99

*Including 1st two pro seasons in USFL, White took 81 games to reach 80 career sacks

MILLER SECOND IN HISTORY IN SACKS PER GAME

Broncos outside linebacker Von Miller ranks second in NFL history (since 1982) in sacks per game (0.86) among players who have appeared in 50 or more contests.

MOST SACKS PER GAME, NFL HISTORY (Since 1982 / min. 50 GP)

Player	GP	Sk	Sk/G
1. J.J. Watt*	88	76.0	0.86
2. Von Miller*	94	80.5	0.86
3. Reggie White	232	198.0	0.85
4. Mark Gastineau	89	74.0	0.83
5. Aldon Smith	59	47.5	0.81

*active player

MILLER FIRST IN SACKS SINCE ENTERING NFL

Von Miller's 80.5 career sacks are the most in the NFL since he entered the league as the No. 2 overall draft choice of the Broncos in 2011.

MOST SACKS, NFL, 2011-PRES.

Player	No.
1. Von Miller, Den	80.5
2. J.J. Watt, Hou.	76.0
3. Cameron Wake, Mia.	68.0
4. Justin Houston, K.C.	65.5
5. Ryan Kerrigan, Was.	62.5

MILLER'S 10-SACK SEASONS

Broncos outside linebacker Von Miller and Ring of Fame linebacker Simon Fletcher are the only players in franchise history with five 10-sack seasons.

Miller is also one of just six players in NFL history (since 1982) to record 10 sacks in at least five of their first six seasons.

MOST SEASONS WITH 10+ SACKS, BRONCOS HISTORY

Player	No.	Years
1. Von Miller	5	2011-12, '14-16
Simon Fletcher	5	1989-93
3. Paul Smith	4	1970-73
4. Elvis Dumervil	3	2007, '09, '12
Rulon Jones	3	1980, '84-85
Rich Jackson	3	1968-70

MOST 10+SACK SEASONS IN FIRST SIX YEARS, NFL HISTORY (Since 1982)

Player	Years	No.
1. Reggie White*	1985-90	6
2. Von Miller	2011-16	5
DeMarcus Ware	2006-10	5
Derrick Thomas*	1989-94	5
Bruce Smith*	1986-90	5
Richard Dent*	1984-88	5

*Member of the Pro Football Hall of Fame

MILLER'S SACK STREAKS

Broncos outside linebacker Von Miller has recorded seven career sack streaks spanning five or more games, including a seven-game streak from 2015-16 that tied for the third-longest streak in team history.

Miller enters Monday's game against the Chiefs riding a five-game sack streak.

VON MILLER'S LONGEST CAREER STREAKS WITH AT LEAST A HALF SACK

Year(s)	Games	No.
1. 2015-16	16, 1-6	7
2014	2-7	6
2012	8-13	6
4. 2017	2-6	5*
2015	9-13	5
2011	8-12	5
2011	2-6	5

*active streak

LONGEST SACK STREAKS, BRONCOS HISTORY

Player	Year(s)	Games	No.
1. Simon Fletcher	1992-93	10-16, 1-3	10*
2. Simon Fletcher	1991	9-16	8
3. Von Miller	2015-16	16, 1-6	7
Lyle Alzado	1984-85	9-14, 1	7

*NFL record



DEFENSIVE NOTES

HARRIS JR.: UNDRAFTED TO PRO BOWLER

Signed by the Broncos as a college free agent in 2011, cornerback Chris Harris Jr. is one of just five undrafted cornerbacks in pro football history to make three or more Pro Bowls with his original team.

UNDRAFTED CBs TO MAKE MULTIPLE PRO BOWLS WITH THEIR ORIGINAL TEAM

Player	Team	Pro Bowls w/original team
Cornell Green	Dallas	5 (1967-69, '71-'72)*
Emmitt Thomas	Kansas City	5 (1968, '71-72, '74-75)*
Robert James	Buffalo	3 (1972-74)
Everson Walls	Dallas	4 (1981-83, '85)
Chris Harris Jr.	Denver	3 (2014-16)

*Totals include AFL All-Star selections

HARRIS JR./TALIB A PRO BOWL DUO

Broncos cornerbacks Chris Harris Jr. and Aqib Talib became just the second pair of cornerback teammates in NFL history to earn three consecutive Pro Bowl nods. They join Cleveland's Hanford Dixon and Frank Minnifield (Cle., '86-88) as the only duos to accomplish the feat.

NFL CORNERBACK TEAMMATES TO MAKE THREE CONSECUTIVE PRO BOWLS

Players	Team	Years
Dixon/Minnifield	Cleveland	1986-88
Harris Jr./Talib	Denver	2014-16

TALIB A PRO BOWLER IN EACH OF LAST FOUR YEARS

Denver's Aqib Talib is one of three NFL cornerbacks to make the Pro Bowl in each of the last four seasons.

He was selected to his first career Pro Bowl with New England in 2013 before making three consecutive Pro Bowls during his first three seasons (2014-2016) with Denver.

MOST PRO BOWL SELECTIONS BY AN NFL CORNERBACK SINCE 2013

Player	No.
1. Aqib Talib, N.E./Den.	4
Patrick Peterson, Ari.	4
Richard Sherman, Sea.	4

TALIB HAS A KNACK FOR THE BALL

Aqib Talib, who was selected to his third consecutive Pro Bowl in 2015, has posted the most interceptions (34) by a cornerback in the league since he entered the NFL in 2008.

MOST INTERCEPTIONS BY A CORNERBACK, NFL, 2008-PRES.

Player	GP	No.
1. Aqib Talib	126	34
2. Brent Grimes	125	31
3. D. Rodgers-Cromartie	144	30
Richard Sherman	102	30
Tramon Williams	142	30

TALIB FINDS THE END ZONE

Broncos cornerback Aqib Talib's 10 interceptions returned for a touchdown are the fourth most in NFL history.

His six interceptions returned for touchdowns since he joined the Broncos in 2014 are the most in team annals.

MOST INTERCEPTIONS FOR TOUCHDOWNS, NFL HISTORY

Player	No.
1. Rod Woodson	12
2. Darren Sharper	11
Charles Woodson	11
4. Aqib Talib	10
5. Deion Sanders	9
Ken Houston	9
Aeneas Williams	9

MOST INTERCEPTIONS FOR TOUCHDOWNS, BRONCOS HISTORY

Player	No.
1. Aqib Talib	6
2. Tyrone Braxton	4
Mike Harden	4
4. Chris Harris Jr.	3
Champ Bailey	3
Tom Jackson	3
Randy Gradishar	3
Billy Thompson	3
Nemiah Wilson	3

TALIB'S RECORD INTERCEPTION RETURN

Aqib Talib returned an interception 103 yards for a touchdown against Dallas in Week 2 to represent the longest such play in Broncos history and tie for the third-longest interception return in NFL history.

The play also represented the third-longest return of any kind in team history.

LONGEST INTERCEPTION RETURNS, NFL HISTORY

Player	Opp. (Date)	Length
1. Ed Reed, Bal.	vs. Phi. (11/23/08)	107t
2. Ed Reed, Bal.	vs. Cle. (11/7/04)	106t
3. Aqib Talib, Den.	vs. Dal. (09/17/17)	103t
Louis Oliver, Mia.	at Buf. (10/4/92)	103t
5. Six players	-	102t

LONGEST INTERCEPTION RETURNS, BRONCOS HISTORY

Player	Opp. (Date)	Length
1. Aqib Talib, Den.	vs. Dal. (09/17/17)	103t
2. Chris Harris Jr.	at Bal. (12/16/12)	98t
3. Darrent Williams	at Oak. (11/13/05)	80t
Ray Crockett	at Oak. (9/20/98)	80t
5. Jimmy Spencer	vs. Sea. (12/10/00)	79t

PEKO'S IRONMAN STREAK

Nose tackle Domata Peko Sr., who was signed by the Broncos as an unrestricted free agent this year after 11 seasons with Cincinnati, has started 118 consecutive games to represent the longest active streak by a defensive lineman and the third-longest streak by any defensive player.

MOST CONSECUTIVE STARTS BY ACTIVE DEFENSIVE PLAYERS

Player	Pos.	No.
1. Brandon Carr, K.C./Dal./Bal.	CB	151
2. Glover Quin, Det.	S/CB	122
3. Domata Peko Sr.	DT	118
4. Connor Barwin, Hou./Phi./LAR	LB/DE	103
Patrick Peterson, Ari.	CB	103



SPECIAL TEAMS / MISCELLANEOUS NOTES

McMANUS AMONG MOST ACCURATE KICKERS IN TEAM HISTORY

Broncos kicker Brandon McManus has connected on 86-of-105 field goal attempts with his 81.9 field goal percentage representing the second best career mark in team history (incl. postseason; min. 20 att.).

BEST OVERALL FIELD GOAL PERCENTAGE, BRONCOS HISTORY
(Postseason included / min. 20 att.)

Player	FGM	FGA	Pct.
1. Matt Prater	150	181	82.9
2. Brandon McManus	86	105	81.9
3. Jason Elam	410	508	80.7
4. David Treadwell	106	138	76.8
5. Rich Karlis	149	211	70.6

McMANUS SHOWS LEG STRENGTH

Broncos kicker Brandon McManus kicked the third-most field goals in Broncos history from 50 yards or longer.

The fourth-year kicker has booted two of the nine longest field goals in Broncos history.

MOST 50+ YARD FIELD GOALS, BRONCOS HISTORY

Player	No.
1. Jason Elam	37
2. Matt Prater	21
3. Brandon McManus	8
4. Rich Karlis	6

BRANDON McMANUS' CAREER FIELD GOAL ATTEMPTS FROM 50+ YARDS

Year	Md.	Att.	Pct.
2014	0	2	0.0
2015	5	7	71.4
2016	3	6	50.0
2017	0	1	0.0
Totals	8	16	50.0

LONGEST FIELD GOALS, BRONCOS HISTORY

Player	Opp. (Date)	Length
1. Matt Prater	vs. Tennessee (12/8/13)	64
2. Jason Elam	vs. Jacksonville (10/25/98)	63
3. Matt Prater	vs. Chicago (12/11/12)	59
Matt Prater	vs. N.Y. Jets (10/17/10)	59
5. Brandon McManus	vs. Baltimore (9/13/15)	57
Fred Steinfort	vs. Washington (10/13/80)	57
7. Brandon McManus	vs. Baltimore (9/13/15)	56
Matt Prater	at Kansas City (9/28/08)	56
Jason Elam	at Houston (11/26/95)	56

DIXON HAS HUGE ROOKIE SEASON

Riley Dixon, who was selected by Denver in the seventh round (228th overall) of the 2016 NFL Draft, posted the best net punting average (41.3) in NFL history by a rookie.

HIGHEST NET PUNTING AVERAGE BY A ROOKIE, NFL HISTORY (since 1976)

Player	Year	Net Avg.
1. Riley Dixon, Den.	2016	41.3
2. Bryan Anger, Jac.	2012	40.8
3. Sam Martin, Det.	2013	40.4
4. Johnny Hekker, Stl.	2012	39.9
5. Ryan Allen, N.E.	2013	39.9

SHELBY HARRIS BLOCKS FG TO PRESERVE WEEK 1 WIN

Broncos defensive end Shelby Harris blocked a 44-yard field goal attempt by Chargers kicker Younghoe Koo with five seconds remaining in Week 1 to preserve Denver's 24-21 win.

The play marked just the third time the Broncos have won by blocking a potential game-tying or go-ahead field goal in the last minute of the fourth quarter or overtime.

POTENTIAL GAME-TYING OR GO-AHEAD FGs BLOCKED BY THE BRONCOS IN THE LAST MINUTE OF THE 4TH QUARTER OR OVERTIME (in victories)

Player	Opp. (Date)	Qtr.	FG Att.	Result
Dennis Smith	vs. S.D. (11/17/85)	OT	40	W, 30-24 (OT)
Shane Dronett	at K.C. (12/4/94)	4th	37	W, 20-17 (OT)
Shelby Harris	vs. LAC (9/11/17)	4th	44	W, 24-21

DECADES OF SUCCESS

The Broncos are in their sixth decade of professional football, looking to build off a body of work that ranks as the most consistent in the NFL in terms of winning over the last three decades.

Denver is one of just four teams to record three 90+ win decades since 1960 and the only organization to do so in each of the last three decades.

Below is a look at the Broncos' record by the decade. In its 50-plus seasons of football, Denver has posted the fifth-most regular-season wins (468 / 468-396-10) in the NFL and advanced to the postseason 22 times.

BRONCOS REGULAR-SEASON RECORD BY DECADE

Decade	W	L	T	Pct.	Playoff Berths	Win Rk.
1960s	39	97	4	.287	0	22nd
1970s	75	64	5	.539	3	8th
1980s	93	58	1	.615	5	4th
1990s	94	66	0	.588	5	7th
2000s	93	67	0	.581	4	6th
2010s	74	44	0	.627	5	T-4th
TOTALS	468	396	10	.541	22	5th

MOST DECADES WITH 90+ REGULAR SEASON WINS, SINCE 1960

Team	90+ Win Decades	Decades (Win Total)
1. Denver	3	1980s (93), 1990s (94), 2000s (93)
Green Bay	3	1960s (96), 1990s (93), 2000s (95)
Miami	3	1970s (104), 1980s (94), 1990s (95)
Pittsburgh	3	1970s (99), 1990s (93), 2000s (103)

HOME SELLOUT STREAK

The Broncos have sold out every home game since the beginning of the 1970 season with the exception of two replacement games played during the 1987 strike (both games were sold out before the strike).

Denver has thus sold out 369 consecutive regular-season games, which marks the longest sellout streak in the NFL in a single city. With postseason games factored in, the total reaches 391.

LONGEST HOME SELLOUT STREAKS, REGULAR SEASON, NFL HISTORY

Team	Games	Year Started
1. Denver	369	1970
2. Pittsburgh	352	1972
3. N.Y. Giants	331	1974
4. Green Bay	330	1960



MISCELLANEOUS NOTES

HOME, SWEET HOME

The Broncos own the NFL's best home record during Owner Pat Bowlen's tenure (since 1984) in the regular season and postseason with a 210-77 (.732) mark.

TOP HOME RECORDS, NFL, 1984-PRES.

Team	Regular Season	Postseason	Total	Pct.
1. Denver	195-73-0 (.728)	15-5 (.750)	210-78-0	.729
2. New England	182-86-0 (.679)	20-3 (.870)	202-89-0	.694
3. Pittsburgh	184-81-1 (.694)	13-7 (.650)	197-88-1	.691
3. Baltimore	116-54-1 (.681)	3-2 (.600)	119-56-1	.679
5. Green Bay	181-85-2 (.679)	11-5 (.688)	192-90-2	.680

BRONCOS SUCCESSFUL IN OVERTIME

The Denver Broncos own the most overtime wins in professional football history (28) with their .604 win percentage (28-18-2) ranking second all-time since the system was instituted in 1974.

MOST OVERTIME WINS, REGULAR SEASON, NFL HISTORY

Team	W	L	T	Pct.
1. Denver	28	18	2	.604
2. Arizona	26	16	3	.611
3. Chicago	25	21	0	.543
Washington	25	15	1	.622
5. N.Y. Jets	24	18	2	.568

BRONCOS ALL-TIME YEAR-BY-YEAR RECORDS

YEAR	PRESEASON	REG. SEASON	PLAYOFFS
1960	0-5	4-9-1	0-0
1961	1-4	3-11	0-0
1962	2-2	7-7	0-0
1963	2-3	2-11-1	0-0
1964	2-3	2-11-1	0-0
1965	1-4	4-10	0-0
1966	1-3	4-10	0-0
1967	3-1	3-11	0-0
1968	1-4	5-9	0-0
1969	1-4	5-8-1	0-0
1970	3-2	5-8-1	0-0
1971	1-4	4-9-1	0-0
1972	2-3	5-9	0-0
1973	2-3	7-5-2	0-0
1974	4-2	7-6-1	0-0
1975	3-3	6-8	0-0
1976	5-2	9-5	0-0
1977	5-1	12-2	2-1 (S.B. loss)
1978	2-2	10-6	0-1
1979	3-1	10-6	0-1
1980	2-2	8-8	0-0
1981	2-2	10-6	0-0
1982	4-0	2-7	0-0
1983	3-1	9-7	0-1
1984	3-1	13-3	0-1
1985	2-2	11-5	0-0
1986	2-2	11-5	2-1 (S.B. loss)
1987	3-2	10-4-1	2-1 (S.B. loss)
1988	3-1	8-8	0-0
1989	2-2	11-5	2-1 (S.B. loss)
1990	3-2	5-11	0-0
1991	2-3	12-4	1-1
1992	1-4	8-8	0-0
1993	2-2	9-7	0-1
1994	2-3	7-9	0-0
1995	3-2	8-8	0-0
1996	3-1	13-3	0-1
1997	3-2	12-4	4-0 (S.B. win)
1998	3-1	14-2	3-0 (S.B. win)
1999	3-2	6-10	0-0
2000	4-0	11-5	0-1
2001	3-1	8-8	0-0
2002	3-1	9-7	0-0
2003	3-1	10-6	0-1
2004	2-3	10-6	0-1
2005	4-0	13-3	1-1
2006	3-1	9-7	0-0
2007	2-2	7-9	0-0
2008	2-2	8-8	0-0
2009	1-3	8-8	0-0
2010	1-3	4-12	0-0
2011	2-2	8-8	1-1
2012	2-2	13-3	0-1
2013	2-2	13-3	2-1 (S.B. loss)
2014	3-1	12-4	0-1
2015	3-1	12-4	3-0 (S.B. win)
2016	2-2	9-7	0-0
2017	4-0	3-3	0-0
TOTAL	141-120 (.540)	468-394-10 (.541)	23-19 (.548)

2017 REGULAR SEASON BRONCOS INDIVIDUAL SINGLE-GAME HIGHS

YARDS RUSHING	118, C.J. Anderson, vs. Dal. (9/17/17)
RUSHING ATTEMPTS	25, C.J. Anderson, vs. Dal. (9/17/17)
RUSHING TOUCHDOWNS	1, 3x (last Jamaal Charles, at Buf. 9/24/17)
YARDS PASSING	376, Trevor Siemian, vs. NYG (10/15/17)
PASS ATTEMPTS	50, Trevor Siemian, vs. NYG (10/15/17)
PASS COMPLETIONS	29, Trevor Siemian, vs. NYG (10/15/17)
TOUCHDOWN PASSES	4, Trevor Siemian, vs. Dal. (9/17/17)
PASSES HAD INTERCEPTED	2, 2x, (last Trevor Siemian vs. NYG 10/15/17)
RECEPTIONS	10, Demaryius Thomas, vs. NYG (10/15/17)
RECEIVING YARDS	133, Demaryius Thomas, vs. NYG (10/15/17)
RECEIVING TOUCHDOWNS	2, Emmanuel Sanders, vs. Dal. (9/17/17)
TOTAL YARDS FROM SCRIMMAGE	133, Demaryius Thomas, vs. NYG (10/15/17)
ALL-PURPOSE YARDS	118, Demaryius Thomas, vs. NYG (10/15/17)
FIELD GOALS	3, 2x, (last Brandon McManus, vs. Oak. 10/1/17)
TACKLES	11, Justin Simmons, vs. NYG (10/15/17)
INTERCEPTIONS	1, 4x (last Justin Simmons , vs. Oak. 10/1/17)
SACKS	2.0, 2x, (last Von Miller, at LAC10/22/17)
LONGEST RUN FROM SCRIMMAGE	32, C.J. Anderson, at Buf. (9/24/17)
LONGEST PASS COMPLETION	44, Trevor Siemian, vs. LAC (9/11/17)
LONGEST PASS RECEPTION	44, Virgil Green, vs. LAC (9/11/17)
LONGEST INTERCEPTION RETURN	103, Aqib Talib, vs. Dal. (9/17/17)
LONGEST PUNT RETURN	31, Isaiah McKenzie, vs. LAC (9/11/17)
LONGEST KICKOFF RETURN	61, Brendan Langley, vs. LAC(10/22/17)
LONGEST PUNT	55, Riley Dixon, vs. NYG (10/15/17)
LONGEST FIELD GOAL	46, Brandon McManus, vs. Oak. (9/24/17)

2017 REGULAR SEASON OPPONENTS INDIVIDUAL SINGLE-GAME HIGHS

YARDS RUSHING	117, Orleans Darkwa, vs. NYG (10/15/17)
RUSHING ATTEMPTS	21, Orleans Darkwa, vs. NYG (10/15/17)
RUSHING TOUCHDOWNS	N/A
YARDS PASSING	238, Dak Prescott, vs. Dal. (9/17/17)
PASS ATTEMPTS	50, Dak Prescott, vs. Dal. (9/17/17)
PASS COMPLETIONS	30, Dak Prescott, vs. Dal. (9/17/17)
TOUCHDOWN PASSES	3, Philip Rivers, vs. LAC (9/11/17)
PASSES HAD INTERCEPTED	2, Dak Prescott, vs. Dal. (9/17/17)
RECEPTIONS	10, Jason Witten, vs. Dal. (9/17/17)
RECEIVING YARDS	97, Jason Witten, vs. Dal. (9/17/17)
RECEIVING TOUCHDOWNS	1, 11x (last Travis Benjamin, at LAC 10/22/17)
TOTAL YARDS FROM SCRIMMAGE	130, Orleans Darkwa, vs. NYG (10/15/17)
ALL-PURPOSE YARDS	130, Orleans Darkwa, vs. NYG (10/15/17)
FIELD GOALS	4, Stephen Hauschka, at Buf. (9/24/17)
TACKLES	14, Jatavis Brown, vs. LAC (9/11/17)
INTERCEPTIONS	1, 6x (last Janoris Jenkins, vs. NYG 10/15/17)
SACKS	3.0, Jason Pierre-Paul, vs. NYG (10/15/17)
LONGEST RUN FROM SCRIMMAGE	47, Orleans Darkwa, vs. NYG (10/15/17)
LONGEST PASS COMPLETION	42, Philip Rivers, at LAC (10/22/17)
LONGEST PASS RECEPTION	38, Travis Benjamin, vs. LAC (9/11/17)
LONGEST INTERCEPTION RETURN	43, Janoris Jenkins, vs. NYG (10/15/17)
LONGEST PUNT RETURN	65, Travis Benjamin, at LAC (10/22/17)
LONGEST KICKOFF RETURN	49, Cordarrelle Patterson vs. Oak (10/1/17)
LONGEST PUNT	69, Drew Kaser, at LAC (10/22/17)
LONGEST FIELD GOAL	56, Dan Bailey, vs. Dal. (9/17/17)

2017 REGULAR SEASON BRONCOS TEAM SINGLE-GAME HIGHS AND LOWS

BRONCOS	HIGHS	LOWS
TOTAL FIRST DOWNS	26, vs. Dal. (9/17/17)	12, at LAC (10/22/17)
TOTAL NET YARDS	412, vs. NYG (10/15/17)	251, at LAC (10/22/17)
TOTAL OFFENSIVE PLAYS	75, vs. NYG (10/15/17)	59, at LAC (10/22/17)
NET YARDS RUSHING	178, vs. Dal. (9/17/17)	46, vs. NYG (10/15/17)
RUSHING ATTEMPTS	39, vs. Dal. (9/17/17)	17, vs. NYG (10/15/17)
NET YARDS PASSING	366, vs. NYG (10/15/17)	155, vs. Oak. (10/1/17)
PASS ATTEMPTS	54, vs. NYG (10/15/17)	26, vs. Oak. (10/1/17)
PASS COMPLETIONS	31, vs. NYG (10/15/17)	17, vs. LAC (9/11/17)
PASSES HAD INTERCEPTED	2, 2x, (last vs. NYG 10/15/17)	0, vs. Oak. (10/1/17)
TIMES SACKED	5, at LAC (10/22/17)	2, vs. Dal. (9/17/17)
PUNTS	8, at LAC (10/22/17)	3, 3x, (last vs. NYG 10/15/17)
GROSS PUNTING AVERAGE	51.0, vs. NYG (10/15/17)	41.7, at Buf. (9/24/17)
NET PUNTING AVERAGE	49.0, vs. LAC (9/11/17)	28.3, at Buf. (9/24/17)
PUNT RETURNS	5, 2x, (last at LAC 10/22/17)	1, at Buf. (9/24/17)
PUNT RETURN YARDS	55, at LAC (10/22/17)	16, at Buf. (9/24/17)
KICKOFF RETURNS	3, 2x, (last at LAC 10/22/17)	1, 3x, (last vs. Oak. 10/1/17)
KICKOFF RETURN YARDS	93, at LAC (10/22/17)	12, vs. Oak. (10/1/17)
INTERCEPTION RETURNS	2, vs. Dal. (9/17/17)	0, 2x, (last vs. NYG 10/15/17)
INTERCEPTION RETURN YARDS	126, vs. Dal. (9/17/17)	0, 4x, (last vs. NYG 10/15/17)
PENALTIES	10, 2x, (last at LAC 10/22/17)	1, vs. LAC (9/11/17)
YARDS PENALIZED	79, at Buf. (9/24/17)	40, vs. Oak. (10/1/17)
FUMBLES	3, 2x, (last at LAC 10/22/17)	0, 2x, (last vs. Oak. 10/1/17)
FUMBLES LOST	2, at LAC (10/22/17)	0, 2x, (last vs. Oak. 10/1/17)
SACKS MADE	4, at Buf. (9/24/17)	1, vs. LAC (9/11/17)
FUMBLES FORCED	0, 5x, (last vs. NYG 10/15/17)	0, 5x, (last vs. NYG 10/15/17)
FUMBLES RECOVERED	2, vs. NYG (10/15/17)	0, 2x, (last at Buf. 9/24/17)
TIME OF POSSESSION	34:13, vs. LAC (9/11/17)	29:24, vs. NYG (10/15/17)

2017 REGULAR SEASON OPPONENTS TEAM SINGLE-GAME HIGHS AND LOWS

OPPONENTS	HIGHS	LOWS
TOTAL FIRST DOWNS	17, vs. LAC (9/11/17)	11, vs. Oak. (10/1/17)
TOTAL NET YARDS	272, at Buf. (9/24/17)	242, at LAC (10/22/17)
TOTAL OFFENSIVE PLAYS	66, vs. Dal. (9/17/17)	53, vs. Oak. (10/1/17)
NET YARDS RUSHING	148, vs. NYG (10/15/17)	24, vs. Oak. (10/1/17)
RUSHING ATTEMPTS	33, at Buf. (9/24/17)	14, vs. Dal. (9/17/17)
NET YARDS PASSING	230, vs. Oak. (10/1/17)	118, vs. NYG (10/15/17)
PASS ATTEMPTS	50, vs. Dal. (9/17/17)	19, vs. NYG (10/15/17)
PASS COMPLETIONS	30, vs. Dal. (9/17/17)	11, vs. NYG (10/15/17)
PASSES HAD INTERCEPTED	2, vs. Dal. (9/17/17)	0, 3x, (last at LAC 10/22/17)
TIMES SACKED	4, at Buf. (9/24/17)	1, vs. LAC (9/11/17)
PUNTS	8, at LAC (10/22/17)	5, 3x, (last at Buf. 9/24/17)
GROSS PUNTING AVERAGE	51.6, at LAC (10/22/17)	45.2, at Buf. (9/24/17)
NET PUNTING AVERAGE	46.0, vs. NYG (10/15/17)	36.4, vs. LAC (9/11/17)
PUNT RETURNS	3, at LAC (10/22/17)	1, 3x, (last vs. NYG 10/15/17)
PUNT RETURN YARDS	88, at LAC (10/22/17)	3, vs. LAC (9/11/17)
KICKOFF RETURNS	2, at Buf. (9/24/17)	0, 4x, (last at LAC 10/22/17)
KICKOFF RETURN YARDS	70, vs. Oak. (10/1/17)	0, 4x, (last at LAC 10/22/17)
INTERCEPTION RETURNS	2, 2x, (last vs. NYG 10/15/17)	0, vs. Oak. (10/1/17)
INTERCEPTION RETURN YARDS	64.0, vs. NYG (10/15/17)	0, vs. Oak. (10/1/17)
PENALTIES	9, at LAC (10/22/17)	4, vs. LAC (9/11/17)
YARDS PENALIZED	81, at LAC (10/22/17)	40, vs. LAC (9/11/17)
FUMBLES	1, vs. NYG (10/15/17)	0, 5x, (last at LAC 10/22/17)
FUMBLES LOST	0, 5x, (last vs. NYG 10/15/17)	0, 5x, (last vs. NYG 10/15/17)
SACKS MADE	5, at LAC (10/22/17)	2, vs. Dal. (9/17/17)
FUMBLES FORCED	3, at LAC (10/22/17)	0, 2x, (last vs. Oak. 10/1/17)
FUMBLES RECOVERED	2, 2x, (last at LAC 10/22/17)	0, at Buf. (9/24/17)
TIME OF POSSESSION	31:04, at LAC (10/22/17)	25:47, vs. LAC (9/11/17)

2017 BRONCOS REGULAR SEASON SITUATIONAL RECORDS

SITUATION	Record
when leading after 1st quarter	3-1
<i>wins:</i> vs. LAC (9/11), vs Dal. (9/17), vs. Oak (10/1)	
<i>losses:</i> at Buf. (9/24)	
when leading after 2nd quarter	3-0
<i>wins:</i> vs. LAC (9/11), vs Dal. (9/17), vs. Oak (10/1)	
<i>losses:</i>	
when leading after 3rd quarter	3-0
<i>wins:</i> vs. LAC (9/11), vs Dal. (9/17), vs. Oak (10/1)	
<i>losses:</i>	
when trailing after 1st quarter	0-2
<i>wins:</i>	
<i>losses:</i> vs. NYG (10/15), at LAC (10/22)	
when trailing after 2nd quarter	0-2
<i>wins:</i>	
<i>losses:</i> vs. NYG (10/15), at LAC (10/22)	
when trailing after 3rd quarter	0-3
<i>wins:</i>	
<i>losses:</i> at Buf. (9/24), vs. NYG (10/15), at LAC (10/22)	
when Denver scores first	3-1
<i>wins:</i> vs. LAC (9/11), vs Dal. (9/17), vs. Oak (10/1)	
<i>losses:</i> at Buf. (9/24)	
when opponent scores first	0-2
<i>wins:</i>	
<i>losses:</i> vs. NYG (10/15), at LAC (10/22)	
when tied at the half	0-1
<i>wins:</i>	
<i>losses:</i> at Buf. (9/24)	
when Denver rushes for 100 yards	3-0
<i>wins:</i> vs. LAC (9/11), vs Dal. (9/17), vs. Oak (10/1)	
<i>losses:</i>	
when opponent rushes for 100 yards	0-1
<i>wins:</i>	
<i>losses:</i> vs. NYG (10/15)	
when winning turnover margin	1-0
<i>wins:</i> vs. Oak (10/1)	
<i>losses:</i>	
when losing turnover margin	1-3
<i>wins:</i> vs. LAC (9/11)	
<i>losses:</i> at Buf. (9/24), vs. NYG (10/15), at LAC (10/22)	
when Denver passes for 300 yards	0-1
<i>wins:</i>	
<i>losses:</i> vs. NYG (10/15)	
when opponent passes for 300 yards	0-0
<i>wins:</i>	
<i>losses:</i>	
when playing indoors	0-0
<i>wins:</i>	
<i>losses:</i>	
when playing outdoors	3-3
<i>wins:</i> vs. LAC (9/11), vs Dal. (9/17), vs. Oak (10/1)	
<i>losses:</i> at Buf. (9/24), vs. NYG (10/15), at LAC (10/22)	
when playing on an artificial surface	0-1
<i>wins:</i>	
<i>losses:</i> at Buf. (9/24)	
when playing on natural grass	3-2
<i>wins:</i> vs. LAC (9/11), vs Dal. (9/17), vs. Oak (10/1)	
<i>losses:</i> vs. NYG (10/15), at LAC (10/22)	
when winning the coin toss	1-0
<i>wins:</i> vs. LAC (9/11)	
<i>losses:</i>	
when losing the coin toss	2-3
<i>wins:</i> vs Dal. (9/17), vs. Oak (10/1)	
<i>losses:</i> at Buf. (9/24), vs. NYG (10/15), at LAC (10/22)	
when scoring 20 or more points	2-0
<i>wins:</i> vs. LAC (9/11), vs Dal. (9/17)	
<i>losses:</i>	
when yielding 20 or more points	1-3
<i>wins:</i> vs. LAC (9/11)	
<i>losses:</i> at Buf. (9/24), vs. NYG (10/15), at LAC (10/22)	
in overtime games	0-0
<i>wins:</i>	
<i>losses:</i>	

THE LAST TIME IT HAPPENED

(REFLECTS THE LAST TIME EACH INDIVIDUAL STATISTIC OCCURRED IN THE REGULAR SEASON AND PLAYOFFS)
- 2017 PERFORMANCES BOLDED; SUPER BOWL PERFORMANCES IN ITALICS

100 YARDS RUSHING:

Broncos: **C.J. Anderson, 25-118, 1 TD, vs. Dallas, 9/17/17**
Playoffs: Terrell Davis, 25-102, vs. Atlanta, 1/31/99
Opponents: **Orleans Darkwa, 21-117, vs. N.Y. Giants, 10/15/17**
Playoffs: Ray Rice, 30-131, 1 TD, vs. Baltimore, 1/12/13

200 YARDS RUSHING:

Broncos: Knowshon Moreno, 37-224, 1 TD, at New England, 11/24/13
Playoffs: Has never happened
Opponents: Jamaal Charles, 25-259, 2 TD, vs. Kansas City, 1/3/10
Playoffs: *Tim Smith, 23-204, 2TD, vs. Washington, 1/31/88*

TWO 100-YARD RUSHERS:

Broncos: Willis McGahee (163) and Tim Tebow (118), at Oakland, 11/6/11
Playoffs: Terrell Davis (184) and Derek Loville (103), vs. Jacksonville, 12/27/97
Opponents: Curt Warner (126) and John L. Williams (109), at Seattle, 12/11/88
Playoffs: Has never happened

100-YARD RUSHER AND 100-YARD RECEIVER:

Broncos: Ronnie Hillman (117) and Demaryius Thomas (117), vs. San Diego, 1/3/16
Playoffs: *Terrell Davis (102) and Rod Smith (152), vs. Atlanta, 1/31/99*
Opponents: Tre Mason (113) and Kenny Britt (128), at St. Louis, 11/16/14
Playoffs: *Tim Smith (204) and Ricky Sanders (193), vs. Washington, 1/31/88*

100-YARD RUSHER AND TWO 100-YARD RECEIVERS:

Broncos: Ronnie Hillman (111), Demaryius Thomas (111) and Emmanuel Sanders (109), at Cleveland, 10/18/15
Playoffs: Has never happened
Opponents: Ryan Grant (104), Greg Jennings (141) and James Jones (107) vs. Green Bay, 10/29/07 - OT
Playoffs: Has never happened

100-YARD RUSHER, 300-YARD PASSER, 100-YARD RECEIVER:

Broncos: C.J. Anderson (101), Peyton Manning (340), Demaryius Thomas (168), vs. Green Bay, 11/1/15
Playoffs: *Terrell Davis (102), John Elway (336), Rod Smith (152), vs. Atlanta, 1/31/99*
Opponents: R. Grant (104 rush), B. Favre (331 pass), G. Jennings (141 rec.), J. Jones (107 rec.) vs. G.B., 10/29/07 - OT
Playoffs: *Tim Smith (204), Doug Williams (340), Ricky Sanders (193), vs. Washington, 1/31/88*

100-YARD RUSHER, 300-YARD PASSER AND TWO 100-YARD RECEIVERS:

Broncos: M. Ball (117), P. Manning (403), E. Decker (174) and D. Thomas (106), at Kansas City, 12/1/13
Playoffs: Has never happened
Opponents: R. Grant (104 rush), B. Favre (331 pass), G. Jennings (141 rec.), J. Jones (107 rec.), vs. Green Bay, 10/29/07 - OT
Playoffs: Has never happened

100-YARD RUSHER AND 300-YARD PASSER:

Broncos: C.J. Anderson (101) and Peyton Manning (340), vs. Green Bay, 11/1/15
Playoffs: *Terrell Davis (102) and John Elway (336), vs. Atlanta, 1/31/99*
Opponents: Ryan Mathews (120) and Philip Rivers (313), vs. San Diego, 1/2/11
Playoffs: Ray Rice (131) and Joe Flacco (331), vs. Baltimore, 1/12/13

100-YARD RECEIVER AND 300-YARD PASSER:

Broncos: **Demaryius Thomas (133) and Trevor Siemian (376), vs. N.Y. Giants, 10/15/17**
Playoffs: Demaryius Thomas (134) and Peyton Manning (400), vs. New England, 1/19/14
Opponents: Antonio Brown (189) and Ben Roethlisberger (380), at Pittsburgh, 12/20/15
Playoffs: Rob Gronkowski (144) and Tom Brady (310), vs. New England, 1/24/16

TWO 100-YARD RECEIVERS AND 300-YARD PASSER:

Broncos: Emmanuel Sanders (100), Demaryius Thomas (126) and Trevor Siemian (334), at Tennessee, 12/11/16
Playoffs: Has never happened
Opponents: Jerome Simpson (136), A.J. Green (124) and Andy Dalton (332), vs. Cincinnati, 9/18/11
Playoffs: Reggie Wayne (221), Dallas Clark (112) and Peyton Manning (458), at Indianapolis, 1/9/05

THREE 100-YARD RECEIVERS AND 300-YARD PASSER:

Broncos: Has never happened
Playoffs: Has never happened
Opponents: Terrence Williams (151), Dez Bryant (141), Jason Witten (121) and Tony Romo (506), at Dallas, 10/6/13
Playoffs: Has never happened

TWO RUSHING TOUCHDOWNS:

Broncos: C.J. Anderson, 15-113, 2 TD, vs. New England, 11/29/15
Playoffs: Mike Anderson, 19-69, 2 TD, vs. New England, 1/14/06
Opponents: Latavius Murray, 20-114, 3 TD, at Oakland, 11/6/16
Playoffs: Jamal Lewis, 30-110, 2 TD, at Baltimore, 12/31/00

THREE RUSHING TOUCHDOWNS:

Broncos: C.J. Anderson, 13-87, 3 TD, vs. Oakland, 12/28/14
Playoffs: *Terrell Davis, 30-157, 3 TD, vs. Green Bay, 1/25/98*
Opponents: Latavius Murray, 20-114, 3 TD, at Oakland, 11/6/16
Playoffs: Napoleon McCallum, 13-81, 3 TD, at L.A. Raiders, 1/9/94

FOUR RUSHING TOUCHDOWNS:

Broncos: Clinton Portis, 22-218, 5 TD, vs. Kansas City, 12/7/03
Playoffs: Has never happened
Opponents: Curt Warner, 23-126, 4 TD, at Seattle, 12/11/88
Playoffs: Has never happened

FIVE RUSHING TOUCHDOWNS:

Broncos: Clinton Portis, 22-218, 5 TD, vs. Kansas City, 12/7/03
Playoffs: Has never happened
Opponents: Has never happened
Playoffs: Has never happened

300 YARDS PASSING:

Broncos: Trevor Siemian, 35-51, 334 yds., 1 TD, 0 INT, at Tennessee, 12/11/16
Playoffs: Tim Tebow, 10-21, 316 yds., 2 TD, 0 INT, vs. Pittsburgh, 1/8/12
Opponents: Drew Brees, 21-29, 303 yds., 3 TD, 2 INT, at New Orleans, 11/13/16
Playoffs: Tom Brady, 27-56, 310 yds., 1 TD, 2 INT, vs. New England, 1/24/16

400 YARDS PASSING:

Broncos: Peyton Manning, 34-57, 438 yds., 2 TD, 2 INT, at New England, 11/2/14
Playoffs: Peyton Manning, 32-43, 400 yds., 3 TD, 2 INT, vs. New England, 1/19/14
Opponents: Tony Romo, 25-36, 506 yds., 5 TD, 1 INT, at Dallas, 10/6/13
Playoffs: Peyton Manning, 27-33, 458 yds., 4 TD, 1 INT, at Indianapolis, 1/9/05

THREE TOUCHDOWN PASSES:

Broncos: **Trevor Siemian, 22-32, 231 yds., 4 TD, 1 INT, vs. Dallas, 9/17/17**
Playoffs: Peyton Manning, 28-43, 290 yds., 3 TD, 2 INT, vs. Baltimore, 1/12/13
Opponents: Drew Brees, 21-29, 303 yds., 3 TD, 2 INT, at New Orleans, 11/13/16
Playoffs: Joe Flacco, 18-34, 331 yds., 3 TD, 0 INT, vs. Baltimore, 1/12/13

FOUR TOUCHDOWN PASSES:

Broncos: **Trevor Siemian, 22-32, 231 yds., 4 TD, 1 INT, vs. Dallas, 9/17/17**
Playoffs: Has never happened
Opponents: Tom Brady, 33-53, 333 yds., 4 TD, 1 INT, at New England, 11/2/14
Playoffs: Tom Brady, 26-34, 363 yds., 6 TD, 1 INT, at New England, 1/14/12

FIVE TOUCHDOWN PASSES:

Broncos: Peyton Manning, 31-44, 340 yds., 5 TD, 2 INT, at Oakland, 11/9/14
Playoffs: Has never happened
Opponents: Tony Romo, 25-36, 506 yds., 5 TD, 1 INT, at Dallas, 10/6/13
Playoffs: Tom Brady, 26-34, 363 yds., 6 TD, 1 INT, at New England, 1/14/12

SIX OR MORE TOUCHDOWN PASSES:

Broncos: Peyton Manning, 27-42, 462 yds., 7 TD, 0 INT, vs. Baltimore, 9/5/13
Playoffs: Has never happened
Opponents: Len Dawson, 23-38, 435 yds., 6 TD, 0 INT, at Kansas City, 11/1/64
Playoffs: Tom Brady, 26-34, 363 yds., 6 TD, 1 INT, at New England, 1/14/12

100 YARDS RECEIVING:

Broncos: **Demaryius Thomas, 10-133, vs. N.Y. Giants, 10/15/17**
Playoffs: Demaryius Thomas, 13-118, 1 TD, vs. Seattle, 2/2/14
Opponents: Travis Kelce, 11-160, 1 TD, at Kansas City, 12/25/16
Playoffs: Rob Gronkowski, 8-144, 1 TD, vs. New England, 1/24/16

200 YARDS RECEIVING:

Broncos: Demaryius Thomas, 8-226, 2 TD, vs. Arizona, 10/5/14
Playoffs: Demaryius Thomas, 4-204, 1 TD, vs. Pittsburgh, 1/8/12
Opponents: Torrance Small, 6-200, 2 TD, vs. New Orleans, 12/24/94
Playoffs: Reggie Wayne, 10-221, 2 TD, at Indianapolis, 1/9/05

TWO 100-YARD RECEIVERS:

Broncos: Emmanuel Sanders, 11-100, 1 TD and Demaryius Thomas, 10-126, 0 TD at Tennessee, 12/11/16
Playoffs: Has never happened
Opponents: Terrence Williams (151), Dez Bryant (141) and Jason Witten (121), at Dallas, 10/6/13
Playoffs: Reggie Wayne (221) and Dallas Clark (112), at Indianapolis, 1/9/05

TWO RECEIVING TOUCHDOWNS:

Broncos: **Emmanuel Sanders, 6-62, 2 TD, vs. Dallas, 9/17/17**
Playoffs: Owen Daniels, 2-33, 2 TD, vs. New England, 1/24/16
Opponents: Willie Snead, 5-47, 2 TD, at New Orleans, 11/13/16
Playoffs: Keenan Allen, 6-142, 2 TD, vs. San Diego, 1/12/14

THREE RECEIVING TOUCHDOWNS:

Broncos: Demaryius Thomas, 10-87, 3 TD, vs. Miami, 11/23/14
Playoffs: Has never happened
Opponents: Dallas Clark, 5-43, 3 TD, at Indianapolis, 12/13/09
Playoffs: Rob Gronkowski, 10-145, 3 TD, at New England, 1/14/12

FOUR RECEIVING TOUCHDOWNS:

Broncos: Eric Decker, 8-174, 4 TD, at Kansas City, 12/1/13
Playoffs: Has never happened
Opponents: Lance Alworth, 9-171, 4 TD, vs. San Diego, 12/1/68
Playoffs: Has never happened

TWO INTERCEPTIONS:

Broncos: Darian Stewart, 2, at New Orleans, 11/13/16
Playoffs: *Darrien Gordon, 2, vs. Atlanta, 1/31/99*
Opponents: Karlos Dansby, 2, at Cleveland, 10/18/15
Playoffs: David Macklin, 2, at Indianapolis, 1/4/04

THE LAST TIME IT HAPPENED

THREE INTERCEPTIONS:

Broncos: Deltha O'Neal, 4, vs. Kansas City, 10/7/01
Playoffs: Has never happened
Opponents: Mark Kelso, 3, at Buffalo, 12/12/92
Playoffs: Has never happened

FOUR INTERCEPTIONS:

Broncos: Deltha O'Neal, 4, vs. Kansas City, 10/7/01
Playoffs: Has never happened
Opponents: Has never happened
Playoffs: Has never happened

TWO SACKS:

Broncos: **Von Miller, 2.0, at L.A. Chargers, 10/22/17**
Playoffs: *Von Miller, 2.5, vs. Carolina, 2/7/16*
Opponents: **Joey Bosa and Chris McCain, 2.0, at L.A. Chargers, 10/22/17**
Playoffs: *Kony Ealy, 3, vs. Carolina, 2/7/16*

THREE SACKS:

Broncos: Von Miller, 3.0, vs. Kansas City, 11/27/16
Playoffs: Has never happened
Opponents: **Jason Pierre-Paul, 3.0, vs. N.Y. Giants, 10/15/17**
Playoffs: *Kony Ealy, 3, vs. Carolina, 2/7/16*

FOUR SACKS:

Broncos: Elvis Dumervil, 4, vs. Cleveland, 9/20/09
Playoffs: Has never happened
Opponents: Khalil Mack, 5, vs. Oakland, 12/13/15
Playoffs: Has never happened

TWO OPPONENT FUMBLE RECOVERIES:

Broncos: Elvis Dumervil, 2, vs. Minnesota, 12/30/07 - OT
Playoffs: Has never happened
Opponents: Glenn Dorsey, 2, at Kansas City, 12/6/09
Playoffs: *Randy Hughes, 2, vs. Dallas, 1/15/78*

SHUTOUT ON ROAD:

by Broncos: Denver 12, at Cleveland 0, 9/27/92
Playoffs: Has never happened
by Opponents: **at L.A. Chargers 21, Denver 0, 10/22/17**
Playoffs: Has never happened

SHUTOUT AT HOME:

by Broncos: at Denver 27, N.Y. Jets 0, 11/20/05
Playoffs: Has never happened
by Opponents: Has never happened
Playoffs: Has never happened

OVERTIME WIN AWAY FROM DENVER:

Broncos: Denver 26, at Cleveland 23, 10/18/15
Playoffs: Denver 23, at Cleveland 20, 1/11/87
Opponents: at Seattle 26, Denver 20, 9/21/14
Playoffs: Has never happened
TIE: Denver 17, at Green Bay 17, 9/20/87

OVERTIME WIN IN DENVER:

Broncos: at Denver 20, Cincinnati 17, 12/28/15
Playoffs: at Denver 29, Pittsburgh 23, 1/8/12
Opponents: Kansas City 30, at Denver 27, 11/27/16
Playoffs: Baltimore 38, at Denver 25, 1/12/13
TIE: at Denver 35, Pittsburgh 35, 9/22/74

40 POINTS:

Broncos: **at Denver 42, Dallas 17, 9/17/17**
Playoffs: at Denver 42, Jacksonville 17, 12/27/97
Opponents: at New England 43, Denver 21, 11/2/14
Playoffs: *vs. Seattle 43, Denver 8, 2/2/14*

50 POINTS:

Broncos: at Denver 51, Tennessee 28, 12/8/13
Playoffs: Has never happened
Opponents: Oakland 59, at Denver 14, 10/24/10
Playoffs: *San Francisco 55, Denver 10, 1/28/90*

TWO-POINT CONVERSION:

Broncos: Trevor Siemian pass to Demaryius Thomas, vs. Indianapolis, 9/18/16
Playoffs: *Peyton Manning pass to Bennie Fowler, vs. Carolina, 2/7/16*
Opponents: Alex Amith pass to Demetrius Harris, vs. Kansas City, 11/27/16
Playoffs: Has never happened

THREE FIELD GOALS:

Broncos: **Brandon McManus, 3, vs. Oakland, 10/1/17**
Playoffs: *Brandon McManus, 3, vs. Carolina, 2/7/16*
Opponents: **Aldrick Rosas, 3, vs. N.Y. Giants, 10/15/17**
Playoffs: Chris Boswell, 3, vs. Pittsburgh, 1/17/16

FOUR FIELD GOALS:

Broncos: Brandon McManus, 4, vs. Indianapolis, 9/18/16
Playoffs: Brandon McManus, 5, vs. Pittsburgh, 1/17/16
Opponents: Josh Lambo, 4, at San Diego, 10/13/16
Playoffs: Has never happened

FIVE FIELD GOALS:

Broncos: Connor Barth, 5, at San Diego, 12/14/14
Playoffs: Brandon McManus, 5, vs. Pittsburgh, 1/17/16
Opponents: Cairo Santos, 5, vs. Kansas City, 11/15/15
Playoffs: Has never happened

SIX FIELD GOALS:

Broncos: Has never happened
Playoffs: Has never happened
Opponents: Jeff Wilkins, 6, at St. Louis, 9/10/06
Playoffs: Has never happened

PUNT RETURN FOR A TOUCHDOWN:

Broncos: Omar Bolden, 83 yds., at Indianapolis, 11/8/15
Playoffs: Trindon Holliday, 90 yds., vs. Baltimore, 1/12/13
Opponents: **Travis Benjamin, 65 yds., at L.A. Chargers 10/22/17**
Playoffs: Has never happened

KICKOFF RETURN FOR A TOUCHDOWN:

Broncos: Trindon Holliday, 105 yds., vs. Philadelphia, 9/29/13
Playoffs: Trindon Holliday, 104 yds., vs. Baltimore, 1/12/13
Opponents: Tyreek Hill, 86 yds., vs. Kansas City, 11/27/16
Playoffs: *Percy Harvin, 87 yds., vs. Seattle, 2/2/14*

INTERCEPTION RETURN FOR A TOUCHDOWN:

Broncos: **Aqib Talib, 103 yds., vs. Dallas, 9/17/17**
Playoffs: Has never happened
Opponents: **Janoris Jenkins, 43 yds., vs. N.Y. Giants, 10/15/17**
Playoffs: *Malcolm Smith, 69 yds., vs. Seattle, 2/2/14*

FUMBLE RETURN FOR A TOUCHDOWN:

Broncos: Shane Ray, 15 yds., vs. Indianapolis, 9/18/16
Playoffs: *Malik Jackson, recovered in end zone, vs. Carolina, 2/7/16*
Opponents: Keith McGill, 18 yds., vs. Oakland, 12/28/14
Playoffs: Has never happened

MISSED FIELD GOAL RETURN FOR A TOUCHDOWN:

Broncos: Has never happened
Playoffs: Has never happened
Opponents: Chris McAlister, 107 yds., at Baltimore, 9/30/02
Playoffs: Has never happened

BLOCKED PUNT:

Broncos: Steven Johnson, vs. Philadelphia, 9/29/13
Playoffs: Has never happened
Opponents: Jamize Olawale, at Oakland, 12/29/13
Playoffs: Blake Spence, vs. N.Y. Jets, 1/17/99

BLOCKED PUNT RETURN FOR A TOUCHDOWN:

Broncos: Steven Johnson, vs. Philadelphia, 9/29/13
Playoffs: Has never happened
Opponents: Alex Bannister, 9 yds., at Seattle, 10/14/01
Playoffs: Travis Davis, 29 yds., vs. Jacksonville, 12/27/97

BLOCKED FIELD GOAL:

Broncos: **Adam Gotsis, vs. N.Y. Giants, 10/15/17**
Playoffs: Has never happened
Opponents: **Kerry Wynn, vs. N.Y. Giants, 10/15/17**
Playoffs: Has never happened

BLOCKED FIELD GOAL RETURN FOR A TOUCHDOWN:

Broncos: Louis Wright, 60 yds., vs. San Diego, 11/17/85
Playoffs: Has never happened
Opponents: Cornelius Bennett, 80 yds., at Buffalo, 9/30/90
Playoffs: Has never happened

MISSED POINT-AFTER-TOUCHDOWN ATTEMPT:

Broncos: Brandon McManus (Blocked by Margus Hunt), at Cincinnati, 9/25/16
Playoffs: Jason Elam (Blocked by Clyde Simmons), vs. Jacksonville, 1/4/97
Opponents: Wil Lutz (Blocked by Justin Simmons), at New Orleans, 11/13/16
Playoffs: Stephen Gostkowski (Kick failed, wide right), vs. New England, 1/24/16

SAFETY:

Broncos: Richard Rodgers tackled in the end zone by Malik Jackson, vs. Green Bay, 11/1/15
Playoffs: Tony Eason sacked in the end zone by Rulon Jones, vs. New England, 1/4/87
Opponents: Russell Okung tackled in the end zone, vs. Kansas City, 11/27/16
Playoffs: *Knowshon Moreno tackled in the end zone by C. Avril, vs. Seattle, 2/2/14*

BRONCOS BIG GAMES VS. KANSAS CITY

BRONCOS ALL-TIME 300-YARD PASSING GAMES (16 / 16 reg., 0 post) — vs. KANSAS CITY

PLAYER	PERFORMANCE	GAME
Charley Johnson	28-42-2, 445 yds., 2 TD	Nov. 18, 1974, vs. Kansas City
Kyle Orton	32-56-3, 431 yds., 1 TD	Jan. 3, 2010, vs. Kansas City
Peyton Manning	22-35-2, 403 yds., 5 TD	Dec. 1, 2013, at Kansas City
John Elway	22-32-1, 400 yds., 2 TD	Dec. 6, 1998, vs. Kansas City
Brian Griese	30-50-0, 376 yds., 2 TD	Oct. 20, 2002, at Kansas City
Trevor Siemian	20-34-0, 368 yds., 3 TD	Nov. 27, 2016, vs. Kansas City
Jay Cutler	29-49-2, 361 yds., 1 TD	Sept. 28, 2008, at Kansas City
Steve DeBerg	21-41-0, 350 yds., 1 TD	Oct. 30, 1983, vs. Kansas City
Craig Morton	25-38-1, 342 yds., 2 TD	Oct. 18, 1981, at Kansas City
Charley Johnson	12-20-2, 329 yds., 3 TD	Sept. 21, 1975, vs. Kansas City
John Elway	24-36-1, 328 yds., 2 TD	Dec. 9, 1990, at Kansas City
Peyton Manning	24-40-0, 323 yds., 1 TD	Nov. 17, 2013, vs. Kansas City
John Elway	23-38-0, 311 yds., 2 TD	Oct. 4, 1992, vs. Kansas City
Peyton Manning	23-29-0, 304 yds., 3 TD	Dec. 30, 2012, vs. Kansas City
John Elway	22-37-5, 301 yds., 1 TD	Dec. 14, 1985, vs. Kansas City
John Elway	28-45-1, 300 yds., 1 TD	Sept. 20, 1993, at Kansas City

BRONCOS ALL-TIME 100-YARD RUSHING GAMES (22 / 23 reg., 1 post) — vs. KANSAS CITY

PLAYER	PERFORMANCE	GAME
Clinton Portis	22-218, 5 TD	Dec. 7, 2003, vs. Kansas City
C.J. Anderson	32-168, 0 TD	Nov. 30, 2014, at Kansas City
Knowshon Moreno	23-161, 0 TD	Dec. 5, 2010, at Kansas City
Selvin Young	17-156, 0 TD	Dec. 9, 2007, vs. Kansas City
Quentin Griffin	23-156, 2 TD	Sept. 12, 2004, vs. Kansas City
Mike Anderson	22-155, 1 TD	Oct. 7, 2001, vs. Kansas City
Willis McGahee	28-145, 0 TD	Jan. 1, 2012, vs. Kansas City
Clinton Portis	23-141, 1 TD	Oct. 5, 2003, at Kansas City
Terrell Davis	19-141, 2 TD	Sept. 22, 1996, at Kansas City
Sammy Winder	31-139, 1 TD	Sept. 23, 1984, vs. Kansas City
Gaston Green	24-133, 1 TD	Nov. 17, 1991, at Kansas City
Bobby Humphrey	19-132, 2 TD	Sept. 17, 1990, vs. Kansas City
Clinton Portis	21-130, 3 TD	Dec. 15, 2002, vs. Kansas City
Terrell Davis	34-127, 0 TD	Nov. 16, 1997, at Kansas City
Otis Armstrong	21-120, 0 TD	Nov. 20, 1977, at Kansas City
Montee Ball	13-117, 0 TD	Dec. 1, 2013, at Kansas City
Correll Buckhalter	12-113, 0 TD	Dec. 6, 2009, at Kansas City
Terrell Davis	18-111, 1 TD	Nov. 16, 1998, at Kansas City
Selvin Young	20-109, 1 TD	Nov. 11, 2007, at Kansas City
Knowshon Moreno	22-106, 0 TD	Nov. 14, 2010, vs. Kansas City
Terrell Davis	25-101, 2 TD	Jan. 4, 1998, at Kansas City*
Terrell Davis	26-101, 1 TD	Aug. 31, 1997, vs. Kansas City
Otis Armstrong	16-101, 1 TD	Oct. 24, 1976, at Kansas City

* *postseason*

BRONCOS BIG GAMES VS. KANSAS CITY

BRONCOS ALL-TIME 100-YARD RECEIVING GAMES (47 / 47 reg., 0 post) — vs. KANSAS CITY

PLAYER	PERFORMANCE	GAME
Shannon Sharpe	12-214, 2 TD.	Oct. 20, 2002, at Kansas City
Jabar Gaffney	14-213, 0 TD.	Jan. 1, 2010, vs. Kansas City
Eric Decker	8-174, 4 TD.	Dec. 1, 2013, at Kansas City
Rod Smith	8-165, 0 TD.	Dec. 6, 1998, vs. Kansas City
Riley Odoms	7-165, 2 TD.	Dec. 10, 1978, vs. Kansas City
Emmanuel Sanders	7-162, 1 TD.	Nov. 27, 2016, vs. Kansas City
Anthony Miller	6-153, 0 TD.	Dec. 4, 1994, at Kansas City
Rick Upchurch	3-153, 1 TD.	Sept 21, 1975, vs. Kansas City
Jerry Simmons	6-153, 0 TD.	Nov. 21, 1971, at Kansas City
Vance Johnson	6-150, 0 TD.	Sept. 17, 1990, vs. Kansas City
Rick Upchurch	6-143, 0 TD.	Oct. 30, 1983, vs. Kansas City
Rick Upchurch	5-138, 0 TD.	Oct. 18, 1981, at Kansas City
Rod Smith	8-134, 0 TD.	Sept. 24, 2000, vs. Kansas City
Shannon Sharpe	9-131, 0 TD.	Sept. 22, 1996, at Kansas City
Rod Smith	8-130, 0 TD.	Oct. 5, 2003, at Kansas City
Eric Crabtree	6-129, 1 TD.	Dec. 17, 1967, vs. Kansas City
Riley Odoms	7-125, 0 TD.	Nov. 18, 1974, vs. Kansas City
Demaryius Thomas	7-122, 1 TD.	Dec. 30, 2012, vs. Kansas City
Rod Smith	5-122, 0 TD.	Aug. 31, 1997, vs. Kansas City
Mike Haffner	4-122, 0 TD.	Dec. 14, 1968, vs. Kansas City
Demaryius Thomas	5-121, 0 TD.	Nov. 17, 2013, vs. Kansas City
Steve Watson	6-121, 1 TD.	Oct. 30, 1983, vs. Kansas City
Hewritt Dixon	5-121, 1 TD.	Nov. 1, 1964, at Kansas City
Lionel Taylor	7-120, 1 TD.	Oct. 8, 1961, vs. Dallas Texans
Shannon Sharpe	9-118, 0 TD.	Oct. 4, 1992, vs. Kansas City
Demaryius Thomas	8-116, 0 TD.	Sept. 17, 2015, at Kansas City
Vance Johnson	6-116, 1 TD.	Dec. 14, 1985, vs. Kansas City
Brandon Marshall	10-115, 2 TD.	Dec. 9, 2007, vs. Kansas City
Rod Smith	7-114, 0 TD.	Nov. 16, 1997, at Kansas City
Riley Odoms	7-114, 0 TD.	Oct. 28, 1979, vs. Kansas City
Eric Crabtree	7-113, 0 TD.	Sept. 22, 1968, at Kansas City
Al Denson	3-113, 1 TD.	Nov. 1, 1964, at Kansas City
Rod Smith	8-110, 1 TD.	Oct. 7, 2001, vs. Kansas City
Lionel Taylor	7-110, 0 TD.	Dec. 9, 1962, at Dallas Texans
Emmanuel Sanders	8-108, 0 TD.	Sept. 14, 2014, vs. Kansas City
Haven Moses	5-108, 2 TD.	Nov. 25, 1973, vs. Kansas City
Haven Moses	4-107, 1 TD.	Oct. 14, 1979, at Kansas City
Al Denson	4-107, 1 TD.	Oct. 29, 1967, at Kansas City
Demaryius Thomas	3-106, 0 TD.	Dec. 1, 2013, at Kansas City
Rod Smith	8-106, 0 TD.	Dec. 5, 1999, vs. Kansas City
Bobby Micho	9-105, 2 TD.	Oct. 18, 1987, at Kansas City
Eddie Royal	9-104, 0 TD.	Sept. 28, 2008, at Kansas City
Derek Russell	6-104, 0 TD.	Sept. 20, 1993, at Kansas City
Ed McCaffrey	6-103, 1 TD.	Dec. 6, 1998, vs. Kansas City
Steve Watson	2-103, 0 TD.	Dec. 6, 1981, vs. Kansas City
Rod Smith	6-101, 0 TD.	Dec. 17, 2000, at Kansas City
Rod Smith	8-100, 1 TD.	Dec. 16, 2001, at Kansas City

BRONCOS PLAYER CAREER STATS VS. KANSAS CITY

RUNNING BACK C.J. ANDERSON — vs. KANSAS CITY

	RUSHING							RECEIVING				
	G/S	W/L	Att.	Yds.	Avg.	LG	TD	Rec.	Yds.	Avg.	LG	TD
11/17/13 vs. K.C.	1/0	W	0	0	0.0	—	0	0	0	0.0	—	0
9/14/14 vs. K.C.	1/0	W	5	31	6.2	13	0	0	0	0.0	—	0
11/30/14 at K.C.	1/1	W	32	168	5.3	20	0	2	17	8.5	15	1
9/17/15 at K.C.	1/1	W	12	27	2.3	14	0	1	2	2.0	2	0
11/15/15 vs. K.C.	1/0	L	2	9	4.5	5	0	0	0	0.0	—	0
REG. SEASON TOTALS	5/2	4-1	51	235	4.6	20	0	3	19	6.3	15	1

OUTSIDE LINEBACKER ZAIRE ANDERSON — vs. KANSAS CITY

	G/S	W-L	UT	A	TT	S-Yds.	I-Yds.	PD	FF	FR	SpTK
11/27/16 vs. K.C.	1/0	L	0	0	0	0-0	0-0	0	0	0	0
12/25/16 at K.C.	1/0	L	0	0	0	0-0	0-0	0	0	0	0
REG. SEASON TOTALS	2/0	0-2	0	0	0	0-0	0-0	0	0	0	0

OUTSIDE LINEBACKER SHAQUIL BARRETT — vs. KANSAS CITY

	G/S	W-L	UT	A	TT	S-Yds.	I-Yds.	PD	FF	FR	SpTK
9/17/15 at K.C.	1/0	W	1	0	1	0-0	0	0	0	0	0
11/15/15 vs. K.C.	1/1	L	0	1	1	0-0	0	1	0	0	0
11/27/16 vs. K.C.	1/0	L	0	0	0	0-0	0	0	0	0	0
12/25/16 at K.C.	1/0	L	1	1	2	0-0	0	0	1	0	2
REG. SEASON TOTALS	4/1	1-3	2	2	4	0-0	0-0	1	1	0	2

RUNNING BACK DEVONTAE BOOKER — vs. KANSAS CITY

	RUSHING							RECEIVING				
	G/S	W/L	Att.	Yds.	Avg.	LG	TD	Rec.	Yds.	Avg.	LG	TD
11/27/16 vs. K.C.	1/1	L	24	79	3.3	13	0	1	22	22.0	22	0
12/25/16 at K.C.	1/0	L	5	27	5.4	12	0	6	44	7.3	21	0
REG. SEASON TOTALS	2/1	0-2	29	106	3.7	13	0	7	66	9.4	22	0

INSIDE LINEBACKER TODD DAVIS — vs. KANSAS CITY

	G/S	W-L	UT	A	TT	S-Yds.	I-Yds.	PD	FF	FR	SpTK
11/30/14 at K.C.	1/0	W	0	0	0	0-0	0-0	0	0	0	0
9/17/15 at K.C.	1/0	W	0	0	0	0-0	0-0	0	0	1	1
11/15/15 vs. K.C.	1/0	L	0	0	0	0-0	0-0	0	0	0	0
11/27/16 vs. K.C.	1/1	L	2	2	4	0-0	0-0	0	0	0	0
12/25/16 at K.C.	1/1	L	10	3	13	0-0	0-0	0	0	0	0
REG. SEASON TOTALS	5/2	2-3	12	5	17	0-0	0-0	0	0	1	1

TIGHT END A.J. DERBY — vs. KANSAS CITY

	RECEIVING							RUSHING				
	G/S	W-L	Rec.	Yds.	Avg.	LG	TD	Att.	Yds.	Avg.	LG	TD
11/27/16 vs. K.C.	1/0	L	4	43	10.8	13	0	0	0	0.0	—	0
REG. SEASON TOTALS	1/0	0-1	4	43	10.8	13	0	0	0	0.0	—	0

PUNTER RILEY DIXON — vs. KANSAS CITY

	G/S	W-L	No.	Yds.	Avg.	Net	TB	IN 20	LG
11/27/16 vs. K.C.	1/0	L	6	271	45.2	40.5	0	3	59
12/25/16 at K.C.	1/0	L	7	326	46.6	40.7	1	2	61
REG. SEASON TOTALS	2/0	0-2	13	597	45.9	40.6	1	5	61

CORNERBACK LORENZO DOSS — vs. KANSAS CITY

	G/S	W-L	UT	A	TT	S-Yds.	I-Yds.	PD	FF	FR	SpTK
11/15/15 vs. K.C.	1/0	L	0	0	0	0-0	0-0	0	0	0	1
12/25/16 at K.C.	1/0	L	0	0	0	0-0	0-0	0	0	0	0
REG. SEASON TOTALS	2/0	0-2	0	0	0	0-0	0-0	0	0	0	1

BRONCOS PLAYER CAREER STATS VS. KANSAS CITY

WIDE RECEIVER BENNIE FOWLER — vs. KANSAS CITY

	RECEIVING							RUSHING				
	G/S	W-L	Rec.	Yds.	Avg.	LG	TD	Att.	Yds.	Avg.	LG	TD
9/17/15 at K.C.	1/0	W	0	0	—	0	0	0	0	0.0	—	0
11/15/15 vs. K.C.	1/0	L	1	17	17.0	17	0	0	0	0.0	—	0
11/27/16 vs. K.C.	1/0	L	1	76	76.0	76	1	0	0	0.0	—	0
12/25/16 at K.C.	1/0	L	1	5	5.0	5	0	0	0	0.0	—	0
REG. SEASON TOTALS	4/0	1-3	3	98	32.7	76	1	0	0	0.0	—	0

ADDITIONAL STATISTICS: Made one special-teams tackle at K.C. (9/17/15). Made one special-teams tackle vs. K.C. (11/27/16).

DEFENSIVE END ADAM GOTSIS — vs. KANSAS CITY

	G/S	W-L	UT	A	TT	S-Yds.	I-Yds.	PD	FF	FR	SpTK
11/27/16 vs. K.C.	1/0	L	0	0	0	0-0	0-0	0	0	0	0
12/25/16 at K.C.	1/0	L	1	0	1	0-0	0-0	0	0	0	0
REG. SEASON TOTALS	2/0	0-2	1	0	1	0-0	0-0	0	0	0	0

TIGHT END VIRGIL GREEN — vs. KANSAS CITY

	RECEIVING							RUSHING				
	G/S	W-L	Rec.	Yds.	Avg.	LG	TD	Att.	Yds.	Avg.	LG	TD
11/13/11 at K.C.	1/0	W	0	0	0.0	—	0	0	0	0.0	—	0
1/1/12 vs. K.C.	1/1	L	0	0	0.0	—	0	0	0	0.0	—	0
11/25/12 at K.C.	1/0	W	0	0	0.0	—	0	0	0	0.0	—	0
12/30/12 vs. K.C.	1/0	W	2	19	9.5	11	0	0	0	0.0	—	0
11/17/13 vs. K.C.	1/0	W	0	0	0.0	—	0	0	0	0.0	—	0
12/1/13 at K.C.	1/1	W	1	2	2.0	2	0	0	0	0.0	—	0
9/14/14 vs. K.C.	1/1	W	0	0	0.0	—	0	0	0	0.0	—	0
11/30/14 at K.C.	1/1	W	1	10	10.0	10	0	0	0	0.0	—	0
9/17/15 at K.C.	1/1	W	2	12	6.0	11	1	0	0	0.0	—	0
11/15/15 vs. K.C.	1/1	L	1	8	8.0	8	0	0	0	0.0	—	0
11/27/16 vs. K.C.	1/1	L	0	0	0.0	—	0	0	0	0.0	—	0
REG. SEASON TOTALS	11/7	8-3	7	51	7.3	11	1	0	0	0.0	—	0

ADDITIONAL STATISTICS: Made one special-teams tackle at K.C. (11/25/12). Made one special-teams tackle vs. K.C. (12/30/12).

CORNERBACK CHRIS HARRIS JR. — vs. KANSAS CITY

	G/S	W-L	UT	A	TT	S-Yds.	I-Yds.	PD	FF	FR	SpTK
11/13/11 at K.C.	1/0	W	8	0	8	0-0	0-0	1	0	0	0
1/1/12 vs. K.C.	1/0	L	3	0	3	0-0	0-0	1	0	0	0
11/25/12 at K.C.	1/1	W	1	1	2	0-0	0-0	0	0	0	0
12/30/12 vs. K.C.	1/1	W	2	0	2	0-0	0-0	1	0	0	0
11/17/13 vs. K.C.	1/1	W	3	0	3	0-0	0-0	0	0	0	0
12/1/13 at K.C.	1/1	W	6	0	6	0-0	0-0	4	0	0	0
9/14/14 vs. K.C.	1/1	W	6	0	6	0-0	0-0	1	0	0	0
11/30/14 at K.C.	1/1	W	3	0	3	0-0	0-0	1	0	0	0
9/17/15 at K.C.	1/1	W	4	0	4	0-0	1-20	1	0	0	0
11/15/15 vs. K.C.	1/1	L	3	1	4	0-0	0-0	0	0	0	0
11/27/16 vs. K.C.	1/1	L	5	0	5	0-0	0-0	1	0	0	0
12/25/16 at K.C.	1/1	L	3	1	4	0-0	0-0	0	0	0	0
REG. SEASON TOTALS	11/10	8-4	47	3	50	0-0	1-20	11	0	0	0

DEFENSIVE END SHELBY HARRIS — vs. KANSAS CITY

	G/S	W-L	UT	A	TT	S-Yds.	I-Yds.	PD	FF	FR	SpTK
12/25/16 at K.C.	1/1	L	1	0	1	1-9	0-0	0	0	0	0
REG. SEASON TOTALS	1/1	0-1	1	0	1	1-9	0-0	0	0	0	0

* -w/Oakland

BRONCOS PLAYER CAREER STATS VS. KANSAS CITY

TIGHT END JEFF HEUERMAN — vs. KANSAS CITY

	G/S	W-L	RECEIVING					RUSHING				
			Rec.	Yds.	Avg.	LG	TD	Att.	Yds.	Avg.	LG	TD
12/25/16 at K.C.	1/1	L	3	32	10.7	16	0	0	0	0.0	—	0
REG. SEASON TOTALS	1/1	0-1	3	32	10.7	16	0	0	0	0.0	—	0

FULLBACK ANDY JANOVICH — vs. KANSAS CITY

	G/S	W/L	RUSHING					RECEIVING				
			Att.	Yds.	Avg.	LG	TD	Rec.	Yds.	Avg.	LG	TD
11/27/16 vs. K.C.	1/1	L	0	0	0.0	—	0	1	-1	-1.0	-1	0
REG. SEASON TOTALS	1/1	0-1	0	0	0.0	—	0	1	-1	-1.0	-1	0

DEFENSIVE END ZACH KERR — vs. KANSAS CITY

	G/S	W-L	UT	A	TT	S-Yds.	I-Yds.	PD	FF	FR	SpTK
10/30/16 vs. K.C.*	1/0	L	1	0	1	1-9	0-0	0	0	0	0
REG. SEASON TOTALS	1/0	0-1	1	0	1	1-9	0-0	0	0	0	0

* -w/Indianapolis

WIDE RECEIVER CODY LATIMER — vs. KANSAS CITY

	G/S	W-L	RECEIVING					KICK RETURNS				
			Rec.	Yds.	Avg.	LG	TD	Att.	Yds.	Avg.	LG	TD
11/30/14 at K.C.	1/0	W	0	0	0.0	—	0	1	14	14.0	14	0
9/17/15 at K.C.	1/0	W	0	0	—	—	0	—	—	—	—	—
11/15/15 vs. K.C.	1/0	L	3	30	10.0	15	0	—	—	—	—	—
12/25/16 at K.C.	1/0	L	0	0	0.0	0	0	—	—	—	—	—
REG. SEASON TOTALS	4/0	2-2	0	0	10.0	—	0	1	14	14.0	14	0

INSIDE LINEBACKER BRANDON MARSHALL — vs. KANSAS CITY

	G/S	W-L	UT	A	TT	S-Yds.	I-Yds.	PD	FF	FR	SpTK
9/14/14 vs. K.C.	1/1	W	6	2	8	1-5	0-0	1	1	0	0
11/30/14 at K.C.	1/1	W	5	1	6	1-12	0-0	0	0	0	0
9/17/15 at K.C.	1/1	W	4	1	5	0-0	0-0	0	1	0	0
11/15/15 vs. K.C.	1/1	L	5	3	8	0-0	0-0	0	0	0	0
11/27/16 vs. K.C.	1/1	L	4	2	6	0-0	0-0	1	0	0	0
REG. SEASON TOTALS	5/5	3-2	24	9	33	2-17	0-0	2	2	0	0

KICKER BRANDON McMANUS — vs. KANSAS CITY

	G/S	W-L	1-19	20-29	30-39	40-49	50+	LG	Total	Pct.	XM-XA	Pct.	Pts.
9/14/14 vs. K.C.	1/0	W	0-0	1-1	0-0	0-0	0-0	20	1-1	1.000	3-3	1.000	6
9/17/15 at K.C.	1/0	W	0-0	0-0	0-0	0-0	1-1	54	1-1	1.000	4-4	1.000	7
11/15/15 vs. K.C.	1/0	L	0-0	0-0	0-0	0-0	0-0	—	0-0	—	1-1	1.000	1
11/27/16 vs. K.C.	1/0	L	0-0	0-0	1-1	1-1	0-1	44	2-3	.667	3-3	1.000	9
12/25/16 at K.C.	1/0	L	0-0	0-0	0-0	0-0	1-1	52	1-1	1.000	1-1	1.000	4
REG. SEASON TOTALS	5/0	2-3	0-0	1-1	1-1	1-1	1-1	54	5-6	1.000	12-12	1.000	26

OUTSIDE LINEBACKER VON MILLER — vs. KANSAS CITY

	G/S	W-L	UT	A	TT	S-Yds.	I-Yds.	PD	FF	FR	SpTK
11/13/11 at K.C.	1/1	W	4	3	7	1.5-6.5	0-0	0	0	0	0
1/1/12 vs. K.C.	1/1	L	0	0	0	0-0	0-0	0	0	0	0
11/25/12 at K.C.	1/1	W	2	0	2	1-1	0-0	0	0	0	0
12/30/12 vs. K.C.	1/1	W	2	1	3	1-7	0-0	0	0	0	0
11/17/13 vs. K.C.	1/1	W	0	1	1	0-0	0-0	0	0	0	0
12/1/13 at K.C.	1/1	W	2	0	2	0-0	0-0	0	0	0	0
9/14/14 vs. K.C.	1/1	W	5	2	7	1-3	0-0	0	0	0	0
11/30/14 at K.C.	1/1	W	3	0	3	2-11	0-0	1	0	0	0
9/17/15 at K.C.	1/1	W	4	0	4	1-5	0-0	0	0	0	0
11/15/15 vs. K.C.	1/1	L	2	0	2	1-7	0-0	0	0	0	0
11/27/16 vs. K.C.	1/1	L	9	1	10	3-16	0-0	1	0	0	0
12/25/16 at K.C.	1/1	L	6	2	8	0-0	0-0	0	0	0	0
REG. SEASON TOTALS	12/12	8-4	39	10	49	11.5-56.5	0-0	2	0	0	0

BRONCOS PLAYER CAREER STATS VS. KANSAS CITY

INSIDE LINEBACKER COREY NELSON — vs. KANSAS CITY

	G/S	W-L	UT	A	TT	S-Yds.	I-Yds.	PD	FF	FR	SpTK
9/14/14 vs. K.C.	1/0	W	0	0	0	0-0	0-0	0	0	0	0
11/30/14 at K.C.	1/0	W	0	0	0	0-0	0-0	0	0	0	0
9/17/15 at K.C.	1/0	W	0	0	0	0-0	0-0	0	0	0	2
11/15/15 vs. K.C.	1/0	L	0	0	0	0-0	0-0	0	0	0	2
11/27/16 vs. K.C.	1/0	L	0	0	0	0-0	0-0	1	0	0	0
12/25/16 at K.C.	1/1	L	7	0	7	0-0	0-0	0	0	0	0
REG. SEASON TOTALS	6/1	3-3	7	0	7	0-0	0-0	1	0	0	4

QUARTERBACK BROCK OSWEILER — vs. KANSAS CITY

	G/S	W/L	PASSING							RUSHING						
			Att.	Cmp.	Pct.	Yds.	TD	INT	LG	S-Yds.	Rtg.	Att.	Yds.	Avg.	LG	TD
12/30/12 vs. K.C.	1/0	W	4	2	50.0	12	0	0	7	0-0	56.3	3	-6	-2.0	-2	0
11/11/15 vs. K.C.	1/0	L	24	14	58.3	146	1	1	17	3-20	72.6	3	18	6.0	8	0
9/18/16 vs. K.C.*	1/1	W	33	19	57.6	268	1	2	53	2-14	68.8	2	-3	-1.5	-1	0
REG. SEASON TOTALS	3/1	2-1	61	35	57.4	426	2	3	53	5-34	69.4	8	9	1.1	8	0

* -w/Houston

SAFETY WILL PARKS — vs. KANSAS CITY

	G/S	W-L	UT	A	TT	S-Yds.	I-Yds.	PD	FF	FR	SpTK
11/27/16 vs. K.C.	1/0	L	1	0	1	0-0	0-0	0	0	0	0
12/25/16 at K.C.	1/0	L	3	0	3	0-0	0-0	0	0	0	2
REG. SEASON TOTALS	2/0	0-2	4	0	4	0-0	0-0	0	0	0	2

NOSE TACKLE DOMATA PEKO — vs. KANSAS CITY

	G/S	W-L	UT	A	TT	S-Yds.	I-Yds.	PD	FF	FR	SpTK
9/10/06 at K.C.*	1/0	W	2	0	2	0-0	0-0	0	0	0	0
10/14/07 at K.C.*	1/1	L	5	0	5	0-0	0-0	1	0	0	0
12/28/08 vs. K.C.*	1/1	W	1	1	2	0-0	0-0	1	0	0	0
11/18/12 at K.C.*	1/1	W	2	0	2	0-0	0-0	0	0	0	0
10/4/15 vs. K.C.*	1/1	W	2	0	2	2-11	0-0	0	0	0	0
REG. SEASON TOTALS	5/4	4-1	12	1	13	2-11	0-0	2	0	0	0

* -w/Cincinnati

OUTSIDE LINEBACKER SHANE RAY — vs. KANSAS CITY

	G/S	W-L	UT	A	TT	S-Yds.	I-Yds.	PD	FF	FR	SpTK
9/17/15 at K.C.	1/0	L	0	0	0	0-0	0-0	0	0	0	0
REG. SEASON TOTALS	1/0	0-1	0	0	0	0-0	0-0	0	0	0	0

* - w/New Orleans

CORNERBACK BRADLEY ROBY — vs. KANSAS CITY

	G/S	W-L	UT	A	TT	S-Yds.	I-Yds.	PD	FF	FR	SpTK
9/14/14 vs. K.C.	1/0	W	6	0	6	0-0	0-0	0	0	0	0
11/30/14 at K.C.	1/1	W	1	0	1	0-0	0-0	0	0	1	1
9/17/15 at K.C.	1/0	W	0	0	0	0-0	0-0	0	0	1	0
11/15/15 vs. K.C.	1/1	L	4	0	4	0-0	0-0	0	0	0	0
11/27/16 vs. K.C.	1/0	L	1	1	2	0-0	0-0	0	0	0	0
12/25/16 at K.C.	1/0	L	0	0	0	0-0	0-0	0	0	0	0
REG. SEASON TOTALS	6/2	3-3	12	1	13	0-0	0-0	0	0	2	1

BRONCOS PLAYER CAREER STATS VS. KANSAS CITY

WIDE RECEIVER EMMANUEL SANDERS — vs. KANSAS CITY

	RECEIVING							KICK RETURNS				
	G/S	W-L	Rec.	Yds.	Avg.	LG	TD	Att.	Yds.	Avg.	LG	TD
11/27/11 at K.C.*	1/0	W	2	25	12.5	13	0	4	77	19.3	25	0
11/12/12 vs. K.C.*	1/1	W	2	30	15.0	31	0	0	0	0.0	—	0
9/14/14 vs. K.C.	1/1	W	8	108	13.5	48	0	0	0	0.0	—	0
11/30/14 at K.C.	1/1	W	6	73	12.2	23	0	0	0	0.0	—	0
9/17/15 at K.C.	1/1	W	8	87	10.9	19t	2	1	0	0.0	—	0
11/15/15 vs. K.C.	1/1	L	0	0	0.0	0	0	0	0	0.0	—	0
11/27/16 vs. K.C.	1/1	L	7	162	23.1	64	1	0	0	0.0	—	0
12/25/16 at K.C.	1/1	L	1	26	26.0	26	0	0	0	0.0	—	0
REG. SEASON TOTALS	7/6	5-3	34	511	15.0	64	3	4	77	19.3	—	0

* - w/Pittsburgh

QUARTERBACK TREVOR SIEMIAN — vs. KANSAS CITY

	PASSING											RUSHING				
	G/S	W/L	Att.	Cmp.	Pct.	Yds.	TD	INT	LG	S-Yds.	Rtg.	Att.	Yds.	Avg.	LG	TD
11/27/16 vs. K.C.	1/1	L	34	20	58.8	368	3	0	76t	5-28	125.6	5	23	4.6	14	0
12/25/16 at K.C.	1/1	L	43	17	39.5	183	0	1	26	0-0	43.1	0	0	0.0	—	0
REG. SEASON TOTALS	2/2	0-2	77	37	48.1	551	3	1	76t	5-28	125.6	5	23	4.6	14	0

SAFETY JUSTIN SIMMONS — vs. KANSAS CITY

	G/S	W-L	UT	A	TT	S-Yds.	I-Yds.	PD	FF	FR	SpTK
11/27/16 vs. K.C.	1/0	L	2	0	2	0-0	0-0	1	0	0	1
12/25/16 at K.C.	1/1	L	4	1	5	0-0	1-38	2	0	0	0
REG. SEASON TOTALS	2/1	0-2	6	1	7	0-0	1-38	3	0	0	1

SAFETY DARIAN STEWART — vs. KANSAS CITY

	G/S	W-L	UT	A	TT	S-Yds.	I-Yds.	PD	FF	FR	SpTK
12/19/10 vs. K.C.*	1/0	W	1	0	1	0-0	0-0	1	0	0	1
9/17/15 at K.C.	1/1	W	4	0	4	0-0	0-0	0	0	1	0
11/15/15 vs. K.C.	1/1	L	5	1	6	0-0	0-0	0	0	0	0
11/27/16 vs. K.C.	1/1	L	2	0	2	0-0	0-0	0	0	0	0
12/25/16 at K.C.	1/1	L	4	0	4	0-0	0-0	0	0	0	0
REG. SEASON TOTALS	5/4	2-3	16	1	17	0-0	0-0	1	0	1	1

* - w/St. Louis

CORNERBACK AQIB TALIB — vs. KANSAS CITY

	G/S	W-L	UT	A	TT	S-Yds.	I-Yds.	PD	FF	FR	SpTK
11/02/08 at K.C.*	1/1	W	0	0	0	0-0	0-0	1	0	0	0
9/14/14 vs. K.C.	1/1	W	2	0	2	0-0	0-0	0	0	0	0
9/17/15 at K.C.	1/1	W	2	0	2	0-0	1-9	2	0	0	0
11/27/16 vs. K.C.	1/1	L	3	2	5	0-0	0-0	0	0	0	0
12/25/16 at K.C.	1/1	L	2	2	4	0-0	0-0	0	0	0	0
REG. SEASON TOTALS	5/5	3-2	9	4	13	0-0	1-9	3	0	0	0

* - w/Tampa Bay

WIDE RECEIVER JORDAN TAYLOR — vs. KANSAS CITY

	RECEIVING							RUSHING				
	G/S	W-L	Rec.	Yds.	Avg.	LG	TD	Att.	Yds.	Avg.	LG	TD
11/27/16 vs. K.C.	1/0	L	1	6	6.0	6t	1	0	0	0.0	—	0
12/25/16 at K.C.	1/1	L	1	26	26.0	26	0	0	0	0.0	—	0
REG. SEASON TOTALS	2/0	0-2	2	32	16.0	26	1	0	0	0.0	—	0

ADDITIONAL STATISTICS: Made one special-teams tackle vs. K.C. (11/27/12)

BRONCOS PLAYER CAREER STATS VS. KANSAS CITY

WIDE RECEIVER DEMARYIUS THOMAS — vs. KANSAS CITY

	G/S	W-L	RECEIVING					RUSHING				
			Rec.	Yds.	Avg.	LG	TD	Att.	Yds.	Avg.	LG	TD
11/14/10 vs. K.C.	1/0	W	3	51	17.0	22	0	0	0	0.0	—	0
11/13/11 at K.C.	1/0	W	0	0	0.0	—	0	0	0	0.0	—	0
1/1/12 vs. K.C.	1/0	L	3	34	11.3	17	0	0	0	0.0	—	0
11/25/12 at K.C.	1/1	W	4	82	20.5	30	1	0	0	0.0	—	0
12/30/12 vs. K.C.	1/1	W	7	122	17.6	36	1	0	0	0.0	—	0
11/17/13 vs. K.C.	1/1	W	5	121	24.2	70	0	0	0	0.0	—	0
12/1/13 at K.C.	1/1	W	3	106	35.3	77	0	0	0	0.0	—	0
9/14/14 vs. K.C.	1/1	W	5	62	12.4	21	1	0	0	0.0	—	0
11/30/14 at K.C.	1/1	W	6	63	10.5	23t	1	0	0	0.0	—	0
9/17/15 at K.C.	1/1	W	8	116	14.5	22	0	0	0	0.0	—	0
11/15/15 vs. K.C.	1/1	L	7	71	10.1	17	0	0	0	0.0	—	0
11/27/16 vs. K.C.	1/1	L	5	60	12.0	24	0	0	0	0.0	—	0
12/25/16 at K.C.	1/1	L	3	20	6.7	9	0	0	0	0.0	—	0
REG. SEASON TOTALS	13/10	9-4	59	908	15.4	77	4	0	0	0.0	—	0

DEFENSIVE END DEREK WOLFE — vs. KANSAS CITY

	G/S	W-L	UT	A	TT	S-Yds.	I-Yds.	PD	FF	FR	SpTK
11/25/12 at K.C.	1/1	W	3	0	3	0-0	0-0	0	0	0	0
12/30/12 vs. K.C.	1/1	W	2	0	2	1-5	0-0	1	0	0	0
11/17/13 vs. K.C.	1/1	W	2	0	2	1-14	0-0	0	0	0	0
9/14/14 vs. K.C.	1/1	W	1	0	1	0-0	0-0	0	0	0	0
11/30/14 at K.C.	1/1	W	2	0	2	0-0	0-0	0	0	0	0
11/15/15 vs. K.C.	1/1	L	2	0	2	0-0	0-0	0	0	0	0
11/27/16 vs. K.C.	1/1	L	5	3	8	0-0	0-0	0	0	0	0
12/25/16 at K.C.	1/1	L	2	0	2	0-0	0-0	0	0	0	0
REG. SEASON TOTALS	8/8	5-3	19	3	22	2-19	0-0	1	0	0	0

2017 DENVER BRONCOS NUMERICAL ROSTER

As of Oct. 24, 2017

No.	Name	Pos.	Ht.	Wt.	Age	Exp.	College	Hometown	How Acq.	2017 PARTICIPATION			
										GP	GS	DNP	INA
8	Brandon McManus	K	6-3	201	26	4	Temple	Lansdale, Pa.	T-'14	6	0	0	0
9	Riley Dixon	P	6-4	221	24	2	Syracuse	Blossvale, N.Y.	D7-'16	6	0	0	0
10	Emmanuel Sanders	WR	5-11	180	30	8	Southern Methodist	Bellville, Texas	UFA-'14	5	5	0	1
12	Paxton Lynch	QB	6-7	244	23	2	Memphis	San Antonio	D1-'16	0	0	0	6
13	Trevor Siemian	QB	6-3	220	25	3	Northwestern	Windermere, Fla.	D7a-'15	6	6	0	0
14	Cody Latimer	WR	6-2	215	25	4	Indiana	Dayton, Ohio	D2-'14	3	0	0	3
15	Hunter Sharp	WR	5-11	198	23	1	Utah State	Palmdale, Calif.	FA-'16	1	0	0	0
16	Bennie Fowler III	WR	6-1	212	26	3	Michigan State	Bloomfield, Mich.	CFA-'14	6	2	0	0
17	Brock Osweiler	QB	6-7	240	26	6	Arizona State	Kalispell, Mont.	D2b-'12	1	0	5	0
20	Jamal Carter	S	6-1	215	23	R	Miami	Naranja, Fla.	CFA-'17	6	0	0	0
21	Aqib Talib	CB	6-1	205	31	10	Kansas	Richardson, Texas	UFA-'14	6	6	0	0
22	C.J. Anderson	RB	5-8	224	26	5	California	Vallejo, Calif.	CFA-'13	6	6	0	0
23	Devontae Booker	RB	5-11	219	25	2	Utah	Sacramento, Calif.	D4-'16	3	0	0	3
25	Chris Harris Jr.	CB	5-10	199	28	6	Kansas	Bixby, Okla.	CFA-'11	6	6	0	0
26	Darian Stewart	S	5-11	214	29	8	South Carolina	Huntsville, Ala.	UFA-'15	6	6	0	0
27	Brendan Langley	CB	6-0	199	23	R	Lamar	Marietta, Ga.	D3b-'17	4	0	0	2
28	Jamaal Charles	RB	5-11	199	30	10	Texas	Port Arthur, Texas	FA-'17	6	0	0	0
29	Bradley Roby	CB	5-11	194	25	4	Ohio State	Suwanee, Ga.	D1-'14	6	0	0	0
31	Justin Simmons	S	6-2	202	23	2	Boston College	Manassas, Va.	D3-'16	6	6	0	0
32	Andy Janovich	FB	6-1	238	24	2	Nebraska	Gretna, Neb.	D6a-'16	6	1	0	0
33	De'Angelo Henderson	RB	5-7	208	24	R	Coastal Carolina	Summerville, S.C.	D6-'17	3	0	0	3
34	Will Parks	S	6-1	194	23	2	Arizona	Philadelphia	D6b-'16	6	0	0	0
37	Lorenzo Doss	CB	5-11	187	23	3	Tulane	New Orleans	D5-'15	3	0	0	3
41	Jerrold Garcia-Williams	ILB	6-2	235	23	R	Hawaii	Las Vegas	CFA-'17	1	0	0	0
42	Casey Kreiter	LS	6-1	250	27	2	Iowa	DeWitt, Iowa	FA-'16	6	0	0	0
48	Shaquil Barrett	OLB	6-2	250	24	4	Colorado State	Baltimore, Md.	CFA-'14	6	6	0	0
50	Zaire Anderson	ILB	5-11	220	25	2	Nebraska	Philadelphia	CFA-'15	6	0	0	0
51	Todd Davis	ILB	6-1	230	25	4	Sacramento State	Lancaster, Calif.	W-'14	6	6	0	0
54	Brandon Marshall	ILB	6-1	250	28	6	Nevada	Las Vegas	FA-'13	6	6	0	0
55	Dillon Day	C	6-4	299	26	1	Mississippi State	West Monroe, La.	CFA-'15	0	0	1	0
57	DeMarcus Walker	DE	6-4	280	23	R	Florida State	Jacksonville, Fla.	D2-'17	6	0	0	0
58	Von Miller	OLB	6-3	250	28	7	Texas A&M	DeSoto, Texas	D1-'11	6	6	0	0
60	Connor McGovern	G/C	6-4	306	24	2	Missouri	Fargo, N.D.	D5-'16	5	0	1	0
61	Matt Paradis	C	6-3	300	28	3	Boise State	Council, Idaho	D6-'14	6	6	0	0
65	Ron Leary	G	6-3	320	28	6	Memphis	Baton Rouge, La.	UFA-'17	6	6	0	0
68	Elijah Wilkinson	T	6-6	329	22	R	Massachusetts	Dowington, Pa.	CFA-'17	0	0	1	0
71	Donald Stephenson	T	6-6	312	29	6	Oklahoma	Kansas City, Mo.	UFA-'16	3	0	1	2
72	Garett Bolles	T	6-5	297	25	R	Utah	Walnut Creek, Calif.	D1-'17	6	6	0	0
73	Allen Barbre	G	6-4	310	33	10	Missouri Southern	Neosho, Mo.	T-'17	6	1	0	0
75	Menelik Watson	T	6-5	315	28	6	Florida State	Manchester, England	UFA-'17	5	5	0	1
76	Max Garcia	G	6-4	309	25	3	Florida	Norcross, Ga.	D4-'15	6	6	0	0
82	Jeff Heuerman	TE	6-5	255	24	3	Ohio State	Naples, Fla.	D3-'15	6	2	0	0
83	A.J. Derby	TE	6-5	255	26	3	Arkansas	Iowa City, Iowa	T-'16	6	1	0	0
84	Isaiah McKenzie	WR	5-8	173	22	R	Georgia	Miami	D5b-'17	5	0	0	1
85	Virgil Green	TE	6-5	255	29	7	Nevada	Tulare, Calif.	D7a-'11	6	6	0	0
87	Jordan Taylor	WR	6-5	210	25	2	Rice	Denison, Texas	CFA-'15	3	1	0	3
88	Demaryius Thomas	WR	6-3	229	29	8	Georgia Tech	Montrose, Ga.	D1a-'10	6	6	0	0
91	Kasim Edebali	OLB	6-2	253	28	4	Boston College	Hamburgh, Germany	UFA-'17	6	0	0	0
92	Zach Kerr	DE	6-2	334	27	4	Delaware	Virginia Beach, Va.	UFA-'17	2	0	0	4
94	Domata Peko Sr.	NT	6-3	325	32	12	Michigan State	Pago Pago, Amer. Samoa	UFA-'17	6	6	0	0
95	Derek Wolfe	DE	6-5	285	27	6	Cincinnati	Lisbon, Ohio	D2a-'12	6	6	0	0
96	Shelby Harris	DE	6-2	290	26	3	Illinois State	Milwaukee, Wisc.	FA-'17	6	1	0	0
99	Adam Gotsis	DE	6-4	287	25	2	Georgia Tech	Melbourne, Australia	D2-'16	6	5	0	0
PRACTICE SQUAD													
30	Jonathan Williams	RB	6-0	223	23	2	Arkansas	Dallas, Texas	FA-'17	0	0	0	0
35	Dymonte Thomas	S	6-2	199	23	R	Michigan	Alliance, Ohio	CFA-'17	0	0	0	0
38	Marcus Rios	CB	5-11	185	22	R	UCLA	Elk Grove, Calif.	CFA-'17	0	0	0	0
53	Deiontrez Mount	OLB	6-5	253	24	3	Louisville	Fort Walton Beach, Fla.	FA-'17	0	0	0	0
81	Tim Patrick	WR	6-4	212	23	R	Utah	San Diego	FA-'17	0	0	0	0
86	Austin Traylor	TE	6-3	255	24	1	Wisconsin	Columbus, Ohio	FA-'16	0	0	0	0
98	Tyrique Jarrett	NT	6-3	335	23	R	Pittsburgh	Pittsburgh	CFA-'17	1	0	0	0
RESERVE/NFI													
6	Chad Kelly	QB	6-2	224	23	R	Mississippi	Buffalo, N.Y.	D7-'17	0	0	0	0
80	Jake Butt	TE	6-6	250	22	R	Michigan	Pickerington, Ohio	D5a-'17	0	0	0	0
RESERVE/INJURED													
11	Carlos Henderson	WR	5-11	199	22	R	Louisiana Tech	New Orleans	D3a-'17	0	0	0	0
52	Corey Nelson	ILB	6-1	226	25	4	Oklahoma	Dallas	D7-'14	5	0	0	0
56	Shane Ray	OLB	6-3	245	24	3	Missouri	Shawnee Mission, Kan.	D1-'15	0	0	0	0
77	Billy Turner	G	6-5	310	26	4	North Dakota State	Shoreview, Minn.	W-'16	1	0	0	4
93	Jared Crick	DE	6-4	285	28	6	Nebraska	Cozad, Neb.	UFA-'16	0	0	0	1
97	Billy Winn	DE	6-4	300	28	5	Boise State	Las Vegas	FA-'16	0	0	0	0

COACHING STAFF

Vance Joseph - Head Coach; **Mike McCoy** - Offensive Coordinator; **Brock Olivo** - Special Teams Coordinator; **Joe Woods** - Defensive Coordinator; **Eric Studesville** - Assistant Head Coach/Running Backs; **Chris Beake** - Defensive Assistant/Defensive Line; **Geep Chryst** - Tight Ends; **Jeff Davidson** - Offensive Line; **Mike Eubanks** - Assistant Strength and Conditioning; **Chris Gould** - Assistant Special Teams; **Reggie Herring** - Linebackers; **Bill Kollar** - Defensive Line; **Klint Kubiak** - Offensive Assistant/Quarterbacks; **Anthony Lomando** - Assistant Strength and Conditioning; **Johnnie Lynn** - Assistant Defensive Backs; **Bill Musgrave** - Quarterbacks; **Fred Pagac** - Outside Linebackers; **Phil Rauscher** - Assistant to Head Coach; **Luke Richesson** - Strength and Conditioning; **Marcus Robertson** - Defensive Backs; **Cedric Smith** - Assistant Strength and Conditioning; **Chris Strausser** - Assistant Offensive Line; **Tyke Tolbert** - Wide Receivers

2017 DENVER BRONCOS ALPHABETICAL ROSTER

As of Oct. 24, 2017

No.	Name	Pos.	Ht.	Wt.	Age	Exp.	College	Hometown	How Acq.	2017 PARTICIPATION			
										GP	GS	DNP	INA
22	Anderson, C.J.	RB	5-8	224	26	5	California	Vallejo, Calif.	CFA-'13	6	6	0	0
50	Anderson, Zaire	ILB	5-11	220	25	2	Nebraska	Philadelphia	CFA-'15	6	0	0	0
73	Barbre, Allen	G	6-4	310	33	10	Missouri Southern	Neosho, Mo.	T-'17	6	1	0	0
48	Barrett, Shaquil	OLB	6-2	250	24	4	Colorado State	Baltimore, Md.	CFA-'14	6	6	0	0
72	Bolles, Garrett	T	6-5	297	25	R	Utah	Walnut Creek, Calif.	D1-'17	6	6	0	0
23	Booker, Devontae	RB	5-11	219	25	2	Utah	Sacramento, Calif.	D4-'16	3	0	0	3
20	Carter, Jamal	S	6-1	215	23	R	Miami	Naranja, Fla.	CFA-'17	6	0	0	0
28	Charles, Jamaal	RB	5-11	199	30	10	Texas	Port Arthur, Texas	FA-'17	6	0	0	0
51	Davis, Todd	ILB	6-1	230	25	4	Sacramento State	Lancaster, Calif.	W-'14	6	6	0	0
55	Day, Dillon	C	6-4	299	26	1	Mississippi State	West Monroe, La.	CFA-'15	0	0	1	0
83	Derby, A.J.	TE	6-5	255	26	3	Arkansas	Iowa City, Iowa	T-'16	6	1	0	0
9	Dixon, Riley	P	6-4	221	24	2	Syracuse	Blossvale, N.Y.	D7-'16	6	0	0	0
37	Doss, Lorenzo	CB	5-11	187	23	3	Tulane	New Orleans	D5-'15	3	0	0	3
91	Edeballi, Kasim	OLB	6-2	253	28	4	Boston College	Hamburgh, Germany	UFA-'17	6	0	0	0
16	Fowler III, Bennie	WR	6-1	212	26	3	Michigan State	Bloomfield, Mich.	CFA-'14	6	2	0	0
76	Garcia, Max	G	6-4	309	25	3	Florida	Norcross, Ga.	D4-'15	6	6	0	0
41	Garcia-Williams, Jerrol	ILB	6-2	235	23	R	Hawaii	Las Vegas	CFA-'17	1	0	0	0
99	Gotsis, Adam	DE	6-4	287	25	2	Georgia Tech	Melbourne, Australia	D2-'16	6	5	0	0
85	Green, Virgil	TE	6-5	255	29	7	Nevada	Tulare, Calif.	D7a-'11	6	6	0	0
25	Harris Jr., Chris	CB	5-10	199	28	6	Kansas	Bixby, Okla.	CFA-'11	6	6	0	0
96	Harris, Shelby	DE	6-2	290	26	3	Illinois State	Milwaukee, Wisc.	FA-'17	6	1	0	0
33	Henderson, De'Angelo	RB	5-7	208	24	R	Coastal Carolina	Summerville, S.C.	D6-'17	3	0	0	3
82	Heuerman, Jeff	TE	6-5	255	24	3	Ohio State	Naples, Fla.	D3-'15	6	2	0	0
32	Janovich, Andy	FB	6-1	238	24	2	Nebraska	Gretna, Neb.	D6a-'16	6	1	0	0
92	Kerr, Zach	DE	6-2	334	27	4	Delaware	Virginia Beach, Va.	UFA-'17	2	0	0	4
42	Kreiter, Casey	LS	6-1	250	27	2	Iowa	DeWitt, Iowa	FA-'16	6	0	0	0
27	Langley, Brendan	CB	6-0	199	23	R	Lamar	Marietta, Ga.	D3b-'17	4	0	0	2
14	Latimer, Cody	WR	6-2	215	25	4	Indiana	Dayton, Ohio	D2-'14	3	0	0	3
65	Leary, Ron	G	6-3	320	28	6	Memphis	Baton Rouge, La.	UFA-'17	6	6	0	0
12	Lynch, Paxton	QB	6-7	244	23	2	Memphis	San Antonio	D1-'16	0	0	0	6
54	Marshall, Brandon	ILB	6-1	250	28	6	Nevada	Las Vegas	FA-'13	6	6	0	0
60	McGovern, Connor	G/C	6-4	306	24	2	Missouri	Fargo, N.D.	D5-'16	6	0	0	0
84	McKenzie, Isaiah	WR	5-8	173	22	R	Georgia	Miami	D5b-'17	5	0	0	1
8	McManus, Brandon	K	6-3	201	26	4	Temple	Lansdale, Pa.	T-'14	6	0	0	0
58	Miller, Von	OLB	6-3	250	28	7	Texas A&M	DeSoto, Texas	D1-'11	6	6	0	0
17	Oswweiler, Brock	QB	6-7	240	26	6	Arizona State	Kalispell, Mont.	D2b-'12	1	0	5	0
61	Paradis, Matt	C	6-3	300	28	3	Boise State	Council, Idaho	D6-'14	6	6	0	0
34	Parks, Will	S	6-1	194	23	2	Arizona	Philadelphia	D6b-'16	6	0	0	0
94	Peko Sr., Domata	NT	6-3	325	32	12	Michigan State	Pago Pago, Amer. Samoa	UFA-'17	6	6	0	0
29	Roby, Bradley	CB	5-11	194	25	4	Ohio State	Suwanee, Ga.	D1-'14	6	0	0	0
10	Sanders, Emmanuel	WR	5-11	180	30	8	Southern Methodist	Bellville, Texas	UFA-'14	5	5	0	1
15	Sharp, Hunter	WR	5-11	198	23	1	Utah State	Palmdale, Calif.	FA-'16	1	0	0	0
13	Siemian, Trevor	QB	6-3	220	25	3	Northwestern	Windermere, Fla.	D7a-'15	6	6	0	0
31	Simmons, Justin	S	6-2	202	23	2	Boston College	Manassas, Va.	D3-'16	6	6	0	0
71	Stephenson, Donald	T	6-6	312	29	6	Oklahoma	Kansas City, Mo.	UFA-'16	3	0	1	2
26	Stewart, Darian	S	5-11	214	29	8	South Carolina	Huntsville, Ala.	UFA-'15	6	6	0	0
21	Talib, Aqib	CB	6-1	205	31	10	Kansas	Richardson, Texas	UFA-'14	6	6	0	0
87	Taylor, Jordan	WR	6-5	210	25	2	Rice	Denison, Texas	CFA-'15	3	1	0	3
88	Thomas, Demaryius	WR	6-3	229	29	8	Georgia Tech	Montrose, Ga.	D1a-'10	6	6	0	0
57	Walker, DeMarcus	DE	6-4	280	23	R	Florida State	Jacksonville, Fla.	D2-'17	6	0	0	0
75	Watson, Menelik	T	6-5	315	28	6	Florida State	Manchester, England	UFA-'17	5	5	0	1
68	Wilkinson, Elijah	T	6-6	329	22	R	Massachusetts	Dowington, Pa.	CFA-'17	0	0	1	0
95	Wolfe, Derek	DE	6-5	285	27	6	Cincinnati	Lisbon, Ohio	D2a-'12	6	6	0	0
PRACTICE SQUAD													
98	Jarrett, Tyrique	NT	6-3	335	23	R	Pittsburgh	Pittsburgh	CFA-'17	1	0	0	0
53	Mount, Deiontrez	OLB	6-5	253	24	3	Louisville	Fort Walton Beach, Fla.	FA-'17	0	0	0	0
81	Patrick, Tim	WR	6-4	212	23	R	Utah	San Diego	FA-'17	0	0	0	0
38	Rios, Marcus	CB	5-11	185	22	R	UCLA	Elk Grove, Calif.	CFA-'17	0	0	0	0
35	Thomas, Dymonte	S	6-2	199	23	R	Michigan	Alliance, Ohio	CFA-'17	0	0	0	0
86	Traylor, Austin	TE	6-3	255	24	1	Wisconsin	Columbus, Ohio	FA-'16	0	0	0	0
30	Williams, Jonathan	RB	6-0	223	23	2	Arkansas	Dallas, Texas	FA-'17	0	0	0	0
RESERVE/NFI													
80	Butt, Jake	TE	6-6	250	22	R	Michigan	Pickerington, Ohio	D5a-'17	0	0	0	0
6	Kelly, Chad	QB	6-2	224	23	R	Mississippi	Buffalo, N.Y.	D7-'17	0	0	0	0
RESERVE/INJURED													
93	Crick, Jared	DE	6-4	285	28	6	Nebraska	Cozad, Neb.	UFA-'16	0	0	0	1
11	Henderson, Carlos	WR	5-11	199	22	R	Louisiana Tech	New Orleans	D3a-'17	0	0	0	0
52	Nelson, Corey	ILB	6-1	226	25	4	Oklahoma	Dallas	D7-'14	5	0	0	0
56	Ray, Shane	OLB	6-3	245	24	3	Missouri	Shawnee Mission, Kan.	D1-'15	0	0	0	0
77	Turner, Billy	G	6-5	310	26	4	North Dakota State	Shoreview, Minn.	W-'16	1	0	0	4
97	Winn, Billy	DE	6-4	300	28	5	Boise State	Las Vegas	FA-'16	0	0	0	0

COACHING STAFF

Vance Joseph - Head Coach; **Mike McCoy** - Offensive Coordinator; **Brock Olivo** - Special Teams Coordinator; **Joe Woods** - Defensive Coordinator; **Eric Studesville** - Assistant Head Coach/Running Backs; **Chris Beake** - Defensive Assistant/Defensive Line; **Geep Chryst** - Tight Ends; **Jeff Davidson** - Offensive Line; **Mike Eubanks** - Assistant Strength and Conditioning; **Chris Gould** - Assistant Special Teams; **Reggie Herring** - Linebackers; **Bill Kollar** - Defensive Line; **Klint Kubiak** - Offensive Assistant/Quarterbacks; **Anthony Lomando** - Assistant Strength and Conditioning; **Johnnie Lynn** - Assistant Defensive Backs; **Bill Musgrave** - Quarterbacks; **Fred Pagac** - Outside Linebackers; **Phil Rauscher** - Assistant to Head Coach; **Luke Richesson** - Strength and Conditioning; **Marcus Robertson** - Defensive Backs; **Cedric Smith** - Assistant Strength and Conditioning; **Chris Strausser** - Assistant Offensive Line; **Tyke Tolbert** - Wide Receivers

2017 DENVER BRONCOS POSITION-BY-POSITION ROSTER

As of Oct. 24, 2017

OFFENSE

QUARTERBACKS (3)

No.	Name	Pos.	Ht.	Wt.	Age	Exp.	College
12	Lynch, Paxton	QB	6-7	245	23	2	Memphis
17	Osweiler, Brock	QB	6-7	240	26	6	Arizona State
13	Siemian, Trevor	QB	6-3	220	25	3	Northwestern

RUNNING BACKS (5)

No.	Name	Pos.	Ht.	Wt.	Age	Exp.	College
22	Anderson, C.J.	RB	5-8	224	26	5	California
23	Booker, Devontae	RB	5-11	212	25	2	Utah
28	Charles, Jamaal	RB	5-11	199	30	10	Texas
33	Henderson, De'Angelo	RB	5-7	208	24	R	Coastal Carolina
32	Janovich, Andy	FB	6-1	238	24	2	Nebraska

WIDE RECEIVERS (7)

No.	Name	Pos.	Ht.	Wt.	Age	Exp.	College
16	Fowler III, Bennie	WR	6-1	212	26	3	Michigan State
14	Latimer, Cody	WR	6-2	215	25	4	Indiana
84	McKenzie, Isaiah	WR	5-8	173	22	R	Georgia
10	Sanders, Emmanuel	WR	5-11	180	30	8	Southern Methodist
15	Sharp, Hunter	WR	5-11	198	23	1	Utah State
87	Taylor, Jordan	WR	6-5	210	25	2	Rice
88	Thomas, Demaryius	WR	6-3	229	29	8	Georgia Tech

TIGHT ENDS (3)

No.	Name	Pos.	Ht.	Wt.	Age	Exp.	College
83	Derby, A.J.	TE	6-5	255	26	3	Arkansas
85	Green, Virgil	TE	6-5	255	29	7	Nevada
82	Heuerman, Jeff	TE	6-5	255	24	3	Ohio State

OFFENSIVE LINEMEN (10)

No.	Name	Pos.	Ht.	Wt.	Age	Exp.	College
73	Barbre, Allen	G	6-4	310	33	10	Missouri Southern
72	Bolles, Garrett	T	6-5	297	25	R	Utah
55	Day, Dillon	C	6-4	299	26	1	Mississippi State
76	Garcia, Max	G	6-4	309	24	3	Florida
65	Leary, Ron	G	6-3	320	28	6	Memphis
60	McGovern, Connor	G/C	6-4	306	24	2	Missouri
61	Paradis, Matt	C	6-3	300	29	3	Boise State
71	Stephenson, Donald	T	6-6	312	26	6	Oklahoma
75	Watson, Menelik	T	6-5	315	28	5	Florida State
68	Wilkinson, Elijah	T	6-6	329	22	R	Massachusetts

DEFENSE

DEFENSIVE LINE (5)

No.	Name	Pos.	Ht.	Wt.	Age	Exp.	College
99	Gotsis, Adam	DE	6-5	282	25	2	Georgia Tech
97	Harris, Shelby	DE	6-2	290	26	3	Illinois State
92	Kerr, Zach	DE	6-2	334	27	4	Delaware
94	Peko Sr., Domata	NT	6-3	325	32	12	Michigan State
95	Wolfe, Derek	DE	6-5	285	27	6	Cincinnati

LINEBACKERS (8)

No.	Name	Pos.	Ht.	Wt.	Age	Exp.	College
50	Anderson, Zaire	ILB	5-11	220	25	2	Nebraska
48	Barrett, Shaquil	OLB	6-2	250	24	4	Colorado State
51	Davis, Todd	ILB	6-1	230	25	4	Sacramento State
91	Edebal, Kasim	OLB	6-2	253	28	4	Boston College
41	Garcia-Williams, Jerrol	ILB	6-2	235	23	R	Hawaii
54	Marshall, Brandon	ILB	6-1	250	28	6	Nevada
58	Miller, Von	OLB	6-4	250	28	7	Texas A&M
57	Walker, DeMarcus	OLB	6-4	280	23	R	Florida State

DEFENSIVE BACKS (9)

No.	Name	Pos.	Ht.	Wt.	Age	Exp.	College
20	Carter, Jamal	S	6-1	215	23	R	Miami
37	Doss, Lorenzo	CB	5-11	187	23	3	Tulane
25	Harris Jr., Chris	CB	5-10	199	28	6	Kansas
27	Langley, Brendan	CB	6-0	199	23	R	Lamar
34	Parks, Will	S	6-1	194	23	2	Arizona
29	Roby, Bradley	CB	5-11	194	25	4	Ohio State
31	Simmons, Justin	S	6-2	202	23	2	Boston College
26	Stewart, Darian	S	5-11	214	29	8	South Carolina
21	Talib, Aqib	CB	6-1	205	31	10	Kansas

SPECIALISTS (3)

No.	Name	Pos.	Ht.	Wt.	Age	Exp.	College
9	Dixon, Riley	P	6-5	207	24	2	Syracuse
42	Kreiter, Casey	LS	6-1	250	27	2	Iowa
8	McManus, Brandon	K	6-3	201	26	4	Temple

POSITION-BY-POSITION BREAKDOWN

Position	No.	Position	No.
Quarterbacks	3	Defensive Linemen	5
Running Backs	4	Defensive Ends	4
Wide Receivers	7	Nose Tackles	1
Tight Ends/Fullbacks	4	Linebackers	8
Offensive Linemen	10	Inside Linebackers	4
Centers	2.5	Outside Linebackers	4
Guards	3.5	Defensive Backs	9
Tackles	4	Cornerbacks	5
		Safeties	4

2017 DENVER BRONCOS DEPTH CHART

As of Oct. 24, 2017

OFFENSE

WR	88	Demaryius Thomas	16	Bennie Fowler III	87	Jordan Taylor
LT	<u>72</u>	<u>Garett Bolles</u>	71	Donald Stephenson		
LG	76	Max Garcia -or-	73	Allen Barbre		
C	61	Matt Paradis	60	Connor McGovern	55	Dillon Day
RG	65	Ron Leary	60	Connor McGovern		
RT	75	Menelik Watson	71	Donald Stephenson	<u>68</u>	<u>Elijah Wilkinson</u>
TE	85	Virgil Green	82	Jeff Heurman	83	A.J. Derby
WR	10	Emmanuel Sanders	14	Cody Latimer	<u>84</u>	<u>Isaiah McKenzie</u>
					15	Hunter Sharp
RB	22	C.J. Anderson	28	Jamaal Charles	23	Devontae Booker
					<u>33</u>	<u>De'Angelo Henderson</u>
QB	13	Trevor Siemian	12	[Paxton Lynch]	17	Brock Osweiler
FB	32	Andy Janovich				

DEFENSE

DE	95	Derek Wolfe	92	Zach Kerr		
NT	94	Domata Peko Sr.				
DE	99	Adam Gotsis	96	Shelby Harris		
SLB	48	Shaquil Barrett	91	Kasim Edeballi		
WLB	58	Von Miller	<u>57</u>	<u>DeMarcus Walker</u>		
ILB	51	Todd Davis	50	Zaire Anderson		
ILB	54	Brandon Marshall	<u>41</u>	<u>Jerrol Garcia-Williams</u>		
LCB	21	Aqib Talib	29	Bradley Roby		
RCB	25	Chris Harris Jr.	<u>27</u>	<u>Brendan Langley</u>	37	Lorenzo Doss
SS	31	Justin Simmons	<u>20</u>	<u>Jamal Carter</u>		
FS	26	Darian Stewart	34	Will Parks		

SPECIAL TEAMS

PK	8	Brandon McManus				
KO	8	Brandon McManus				
P	9	Riley Dixon				
H	9	Riley Dixon				
LS	42	Casey Kreiter				
KR	14	Cody Latimer	<u>27</u>	<u>Brendan Langley</u>		
PR	<u>84</u>	<u>Isaiah McKenzie</u>	<u>27</u>	<u>Brendan Langley</u>		

Rookies Underlined; [Denotes Injured / PUP / NFI]

PRONUNCIATION GUIDE

Zaire Anderson (zye-AIR)

Allen Barbre (Barber)

Garett Bolles (BOWLS)

Kasim Edeballi (Kas-SEEM Ed-a-BAHL-ee)

Jerrol Garcia-Williams (Jeh-Role)

Adam Gotsis (Got-sis)

Jeff Heurman (higherman)

Matt Paradis (PARE-uh-diss)

Domata Peko Sr. (Doh-MUH-tah Peck-OH)

Trevor Siemian (sim-EE-in)

Aqib Talib (UH-keeb TUH-leeb)

Demaryius Thomas (duh-MARE-ee-us)

2017 DENVER BRONCOS ROSTER BY EXPERIENCE

As of Oct. 24, 2017

No. Name	Pos.	Ht.	Wt.	Age	Exp.	College	Hometown	How Acq.
12 (1)								
94 Domata Peko Sr.	NT	6-3	325	32	12	Michigan State	Pago Pago, Amer. Samoa	UFA-'17
10 (3)								
21 Aqib Talib	CB	6-1	205	31	10	Kansas	Richardson, Texas	UFA-'14
28 Jamaal Charles	RB	5-11	199	30	10	Texas	Port Arthur, Texas	FA-'17
73 Allen Barbre	G	6-4	310	33	10	Missouri Southern	Neosho, Mo.	T-'17
8 (3)								
10 Emmanuel Sanders	WR	5-11	180	30	8	Southern Methodist	Bellville, Texas	UFA-'14
26 Darian Stewart	S	5-11	214	29	8	South Carolina	Huntsville, Ala.	UFA-'15
88 Demaryius Thomas	WR	6-3	229	29	8	Georgia Tech	Montrose, Ga.	D1a-'10
7 (2)								
58 Von Miller	OLB	6-3	250	28	7	Texas A&M	DeSoto, Texas	D1-'11
85 Virgil Green	TE	6-5	255	29	7	Nevada	Tulare, Calif.	D7a-'11
6 (7)								
17 Brock Osweiler	QB	6-7	240	26	6	Arizona State	Kalispell, Mont.	D2b-'12
25 Chris Harris Jr.	CB	5-10	199	28	6	Kansas	Bixby, Okla.	CFA-'11
54 Brandon Marshall	ILB	6-1	250	28	6	Nevada	Las Vegas	FA-'13
65 Ron Leary	G	6-3	320	28	6	Memphis	Baton Rouge, La.	UFA-'17
71 Donald Stephenson	T	6-6	312	29	6	Oklahoma	Kansas City, Mo.	UFA-'16
75 Menelik Watson	T	6-5	315	28	6	Florida State	Manchester, England	UFA-'17
95 Derek Wolfe	DE	6-5	285	27	6	Cincinnati	Lisbon, Ohio	D2a-'12
5 (1)								
22 C.J. Anderson	RB	5-8	224	26	5	California	Vallejo, Calif.	CFA-'13
4 (7)								
8 Brandon McManus	K	6-3	201	26	4	Temple	Lansdale, Pa.	T-'14
14 Cody Latimer	WR	6-2	215	25	4	Indiana	Dayton, Ohio	D2-'14
29 Bradley Roby	CB	5-11	194	25	4	Ohio State	Suwanee, Ga.	D1-'14
48 Shaquil Barrett	OLB	6-2	250	24	4	Colorado State	Baltimore, Md.	CFA-'14
51 Todd Davis	ILB	6-1	230	25	4	Sacramento State	Lancaster, Calif.	W-'14
91 Kasim Edebali	OLB	6-2	253	28	4	Boston College	Hamburgh, Germany	UFA-'17
92 Zach Kerr	DE	6-2	334	27	4	Delaware	Virginia Beach, Va.	UFA-'17
3 (8)								
13 Trevor Siemian	QB	6-3	220	25	3	Northwestern	Windermere, Fla.	D7a-'15
16 Bennie Fowler III	WR	6-1	212	26	3	Michigan State	Bloomfield, Mich.	CFA-'14
37 Lorenzo Doss	CB	5-11	187	23	3	Tulane	New Orleans	D5-'15
61 Matt Paradis	C	6-3	300	28	3	Boise State	Council, Idaho	D6-'14
76 Max Garcia	G	6-4	309	25	3	Florida	Norcross, Ga.	D4-'15
82 Jeff Heuerman	TE	6-5	255	24	3	Ohio State	Naples, Fla.	D3-'15
83 A.J. Derby	TE	6-5	255	26	3	Arkansas	Iowa City, Iowa	T-'16
96 Shelby Harris	DE	6-2	290	26	3	Illinois State	Milwaukee, Wisc.	FA-'17
2 (11)								
9 Riley Dixon	P	6-4	221	24	2	Syracuse	Blossvale, N.Y.	D7-'16
12 Paxton Lynch	QB	6-7	244	23	2	Memphis	San Antonio	D1-'16
23 Devontae Booker	RB	5-11	219	25	2	Utah	Sacramento, Calif.	D4-'16
31 Justin Simmons	S	6-2	202	23	2	Boston College	Manassas, Va.	D3-'16
32 Andy Janovich	FB	6-1	238	24	2	Nebraska	Gretna, Neb.	D6a-'16
34 Will Parks	S	6-1	194	23	2	Arizona	Philadelphia	D6b-'16
42 Casey Kreiter	LS	6-1	250	27	2	Iowa	DeWitt, Iowa	FA-'16
50 Zaire Anderson	ILB	5-11	220	25	2	Nebraska	Philadelphia	CFA-'15
60 Connor McGovern	G/C	6-4	306	24	2	Missouri	Fargo, N.D.	D5-'16
87 Jordan Taylor	WR	6-5	210	25	2	Rice	Denison, Texas	CFA-'15
99 Adam Gotsis	DE	6-4	287	25	2	Georgia Tech	Melbourne, Australia	D2-'16
1 (2)								
55 Dillon Day	C	6-4	299	26	1	Mississippi State	West Monroe, La.	CFA-'15
15 Hunter Sharp	WR	5-11	198	23	1	Utah State	Palmdale, Calif.	FA-'16
R (8)								
20 Jamal Carter	S	6-1	215	23	R	Miami	Naranja, Fla.	CFA-'17
27 Brendan Langely	CB	6-0	199	23	R	Lamar	Marietta, Ga.	D3b-'17
33 De'Angelo Henderson	RB	5-7	208	24	R	Coastal Carolina	Summerville, S.C.	D6-'17
41 Jerrol Garcia-Williams	ILB	6-2	235	23	R	Hawaii	Las Vegas	CFA-'17
57 DeMarcus Walker	OLB	6-4	280	23	R	Florida State	Jacksonville, Fla.	D2-'17
68 Elijah Wilkinson	T	6-6	329	22	R	Massachusetts	Dowington, Pa.	CFA-'17
72 Garrett Bolles	T	6-5	297	25	R	Utah	Walnut Creek, Calif.	D1-'17
84 Isaiah McKenzie	WR	5-8	173	22	R	Georgia	Miami	D5b-'17

HOW THE 2017 BRONCOS WERE BUILT

As of Oct. 24, 2017

YEAR	DRAFT/CFA	FREE AGENT	TRADE/WAIVERS
2010	WR Demaryius Thomas (Rd. 1a)		
2011	TE Virgil Green (Rd. 7a) CB Chris Harris Jr. (CFA) OLB Von Miller (Rd. 1)		
2012	DE Derek Wolfe (Rd. 2a)		
2013	RB C.J. Anderson (CFA)	ILB Brandon Marshall	
2014	OLB Shaquil Barrett (CFA) WR Bennie Fowler III (CFA) WR Cody Latimer (Rd. 2) <i>ILB Corey Nelson (Rd. 7)</i> C Matt Paradis (Rd. 6) CB Bradley Roby (Rd. 1)	WR Emmanuel Sanders (UFA-Pit.) CB Aqib Talib (UFA-N.E.)	LB Todd Davis (W-N.O.) K Brandon McManus (T-NYG)
2015	ILB Zaire Anderson (CFA) Dillon Day (CFA) CB Lorenzo Doss (Rd. 5) G/C Max Garcia (Rd. 4) TE Jeff Heurman (Rd. 3) <i>OLB Shane Ray (Rd. 1)</i> QB Trevor Siemian (Rd. 7a) WR Jordan Taylor (CFA)	S Darian Stewart (UFA-Bal.)	
2016	RB Devonte Booker (Rd. 4) P Riley Dixon (Rd. 7) DE Adam Gotsis (Rd. 2) FB Andy Janovich (Rd. 6a) QB Paxton Lynch (Rd. 1) G Connor McGovern (Rd. 5) S Will Parks (Rd. 6b) S Justin Simmons (Rd. 3)	<i>DE Jared Crick (UFA- Hou.)</i> LS Casey Kreiter T Donald Stephenson (UFA- K.C.) <i>DE Billy Winn</i>	TE A.J. Derby (T-N.E.) <i>G Billy Turner (W-Bal.)</i>
2017	T Garrett Bolles (Rd. 1) <i>TE Jake Butt (Rd. 5a)</i> S Jamal Carter (CFA) ILB Jerrol Garcia-Williams (CFA) <i>WR Carlos Henderson (Rd. 3a)</i> RB De'Angelo Henderson (Rd. 6) <i>QB Chad Kelly (Rd. 7)</i> CB Brendan Langley (Rd. 3b) WR Isaiah McKenzie (Rd. 5b) OLB DeMarcus Walker (Rd. 2) Elijah Wilkinson (CFA)	RB Jamaal Charles OLB Kasim Edebali (UFA- N.O.) DE Shelby Harris DE Zach Kerr (UFA- Ind.) G Ron Leary (UFA- Dal.) QB Brock Osweiler NT Domata Peko Sr. (UFA- Cin.) WR Hunter Sharp T Menelik Watson (UFA- Oak.)	G Allen Barbre (T- Phi.)

Italics denote players not on team's active roster

DENVER BRONCOS 2016-17 TRANSACTIONS — by date/by player
(Updated Oct. 24, 2017)

BY DATE

8/29/16	Released S Brandian Ross Waived TE Manasseh Garner Waived G Mathu Gibson Waived S Antonio Glover Waived DE Calvin Heurtelou Waived T Cameron Jefferson Waived NT David Moala Waived WR Durrone Neal Waived WR DeVier Posey Waived ILB Darnell Sankey Waived ILB Frank Shannon	10/25/16	Waived WR Mose Frazier Acquired TE A.J. Derby via trade from N.E. Released S Shiloh Keo	5/4/17	Waived DL Iosia Iosia Waived WR Mekale McKay Waived LS Jeff Overbaugh
8/30/16	Placed TE Garrett Graham on injured reserve Released P Britton Colquitt Waived WR Bralon Addison Waived T Kyle Roberts	10/29/16	Signed RB Juwan Thompson off practice squad Placed RB C.J. Anderson on injured reserve	5/8/17	Signed WR Isaiah McKenzie (draft choice)
9/3/16	Signed QB Austin Davis Designated S Shiloh Keo as reserved/suspended Released DL Henry Melton Released RB Ronnie Hillman Released QB Mark Sanchez Waived C Dillon Day Waived OLB Vontarius Dora Waived WR Mose Frazier Waived T Lars Hanson Waived DE Lars Koht Waived OLB Kyle Kragen Waived TE Henry Krieger-Coble Waived CB B.J. Lowery Waived S Ryan Murphy Waived T Justin Murray Waived G Robert Myers Jr. Waived G Aaron Neary Waived CB Taurean Nixon Waived ILB Dwayne Norman Waived WR Kalif Raymond Waived OLB Sadat Sulleyman Waived RB Juwan Thompson Waived CB John Tidwell Waived OLB Eddie Yarbrough	11/2/16	Signed RB Terrell Watson to practice squad	5/10/17	Signed RB De'Angelo Henderson (draft choice) Signed QB Chad Kelly (draft choice) Waived C James Ferentz
9/4/16	Signed C Dillon Day to practice squad Signed OLB Vontarius Dora to practice squad Signed WR Mose Frazier to practice squad Signed TE Henry Krieger-Coble to practice squad Signed S Ryan Murphy to practice squad Signed T Justin Murray to practice squad Signed CB Taurean Nixon to practice squad Signed RB Juwan Thompson to practice squad	11/5/16	Signed Taurean Nixon off practice squad Released TE John Phillips	5/11/17	Signed C Erik Austell (CFA) Signed LB Josh Banderas (CFA) Signed S Dante Barnett (CFA) Signed S Jamal Carter (CFA) Signed OLB Ken Ekanem (CFA) Signed ILB Jerrol Garcia-Williams (CFA) Signed OLB Deon Hollins (CFA) Signed G Cameron Hunt (CFA) Signed NT Tyrique Jarrett (CFA) Signed WR Anthony Nash (CFA) Signed CB Dontrell Nelson (CFA) Signed CB Marcus Rios (CFA) Signed QB Kyle Slotter (CFA) Signed DE Shakir Soto (CFA) Signed S Orion Stewart (CFA) Signed S Dymonte Thomas (CFA) Signed OL Elijah Wilkinson (CFA)
9/6/16	Signed ILB Kyle Kragen to practice squad	11/9/16	Signed S Ryan Murphy to practice squad	5/12/17	Signed T Garrett Bolles (draft choice) Signed TE Jake Butt (draft choice) Signed CB Brandon Langley (draft choice)
9/7/16	Signed WR Kalif Raymond to practice squad	11/21/16	Signed WR Marlon Brown Waived CB Taurean Nixon	5/26/17	Signed WR Carlos Henderson (draft choice)
9/13/16	Signed LB Reshard Cliett to practice squad Waived ILB Kyle Kragen Waived TE Garrett Graham from injured reserve	11/22/16	Waived S Ryan Murphy	6/5/17	Waived C Erik Austell
9/17/16	Released S Shiloh Keo from Reserve/Suspended	11/23/16	Signed CB Taurean Nixon to practice squad	6/6/17	Signed OL Chris Muller
9/20/16	Waived NT Kyle Peko	11/25/16	Signed LS Thomas Gafford Waived NT Darius Kilgo	6/14/17	Signed CB Chris Lewis-Harris Waived CB Taurean Nixon
9/21/16	Signed S Shiloh Keo	12/2/16	Signed WR Kalif Raymond to active roster Placed FB Andy Janovich on injured reserve	7/24/17	Waived LB Josh Banderas
9/22/16	Signed NT Kyle Peko to practice squad Waived S Ryan Murphy	12/5/16	Claimed RB Justin Forsett off waivers Placed RB Kapri Bibbs on injured reserve	7/26/17	Signed G Allen Barbre
10/17/16	Claimed G Billy Turner off waivers (Baltimore) Waived OL Darrion Weems	12/8/16	Signed DL Travis Raciti to practice squad	7/27/17	Signed RB Stevan Ridley Waived OL Chris Muller
10/18/16	Signed LB Quentin Gause to practice squad Signed TE Steven Scheu to practice squad Waived LB Reshard Cliett	12/10/16	Signed LB Quentin Gause to active roster Placed WR Marlon Brown on injured reserve	7/29/17	Signed OLB Danny Mason Waived TE Henry Krieger-Coble
		12/13/16	Signed RB Zac Brooks to practice squad Waived RB Terrell Watson	8/12/17	Signed DL Nelson Adams Placed DE Billy Winn on injured reserve
		12/15/16	Signed LB Kevin Snyder to practice squad	8/21/17	Claimed RB Stanley Williams off waivers Released RB Bernard Pierce
		12/16/16	Signed OLB Vontarius Dora to active roster Placed LS Casey Kreiter on injured reserve	8/25/17	Claimed DL Jimmy Bean off waivers Released CB Dontrell Nelson
		12/20/16	Signed TE Austin Traylor to practice squad	8/28/17	Waived DE Jimmy Bean
		12/23/16	Signed TE Henry Krieger-Coble to active roster Waived QB Austin Davis	8/29/17	Signed LB Deiontrez Mount
		12/28/16	Signed CB Taurean Nixon to active roster Signed NT Kyle Peko to active roster Signed OL Reese Dismukes to practice squad Signed DE Iosia Iosia to practice squad Signed WR Hunter Sharpe to practice squad Placed OLB DeMarcus Ware on injured reserve Placed CB Kayvon Webster on injured reserve	9/1/17	Traded OL Ty Sambrailo to Atlanta for a fifth-round selection in the 2018 NFL Draft
		1/2/17	Signed RB Zac Brooks to future contract Signed C Dillon Day to future contract Signed DE Iosia Iosia to future contract Signed T Justin Murray to future contract Signed LS Jeff Overbaugh to future contract Signed RB Bernard Pierce to future contract Signed DL Travis Raciti to future contract Signed TE Steven Scheu to future contract Signed WR Hunter Sharp to future contract Signed LB Kevin Snyder to future contract Signed TE Austin Traylor to future contract	9/2/17	Placed TE Jake Butt on Reserve/NFI Placed QB Chad Kelly on Reserve/NFI Placed WR Carlos Henderson on injured reserve Released WR Marlon Brown Released RB Stevan Ridley Released CB Chris Lewis-Harris Released S T.J. Ward Waived DL Nelson Adams Waived S Dante Barnett Waived C Dillon Day Waived OLB Vontarius Dora Waived OLB Ken Ekanem Waived LB Quentin Gause Waived OLB Deon Hollins Waived G Cameron Hunt
		1/11/17	Signed WR Mekale McKay to future contract		
		1/25/17	Signed DL Shelby Harris to future contract		
		1/27/17	Signed OL Cedrick Lang to future contract		
		2/24/17	Signed DL Bobby Richardson		
		3/10/17	Signed G Ron Leary Signed T Menelik Watson		
		3/13/17	Signed NT Domata Peko Signed DL Zach Kerr Signed OLB Kasim Edebali		
		4/5/17	Waived DL Travis Raciti		
		4/20/17	Placed RB Zac Brooks on reserve/retired		
		4/29/17	Traded RB Kapri Bibbs to San Francisco		
		5/2/17	Signed RB Jamaal Charles		
		5/3/17	Signed DE Billy Winn Waived DL Bobby Richardson		

Waived NT Tyrique Jarrett
 Waived T Cedrick Lang
 Waived OLB Danny Mason
 Waived LB Deiontrez Mount
 Waived T Justin Murray
 Waived WR Anthony Nash
 Waived NT Kyle Peko
 Waived WR Kalif Raymond
 Waived CB Marcus Rios
 Waived TE Steven Scheu
 Waived OL Michael Schofield
 Waived WR Hunter Sharp
 Waived QB Kyle Sloter
 Waived ILB Kevin Snyder
 Waived DE Shakir Soto
 Waived S Orion Stewart
 Waived S Dymonte Thomas
 Waived RB Juwan Thompson
 Waived TE Austin Traylor
 Waived RB Stanley Williams
 Waived T Elijah Wilkinson
 9/3/17 Signed NT Kyle Peko
 Signed C Dillon Day to practice squad
 Signed LB Jerrol Garcia-Williams to practice squad
 Signed NT Tyrique Jarrett to practice squad
 Signed OLB Deiontrez Mount to practice squad
 Signed CB Marcus Rios to practice squad
 Signed WR Hunter Sharp to practice squad
 Signed S Dymonte Thomas to practice squad
 Signed TE Austin Traylor to practice squad
 Signed OL Elijah Wilkinson to practice squad
 9/4/17 Signed QB Brock Osweiler
 Placed OLB Shane Ray on injured reserve
 9/6/17 Signed RB Jonathan Williams to practice squad
 9/9/17 Waived NT Kyle Peko
 9/10/17 Signed NT Tyrique Jarrett to active roster
 9/11/17 Signed NT Kyle Peko to practice squad
 9/15/17 Signed DL Ahtyba Rubin
 Placed DE Jared Crick on injured reserve
 9/16/17 Signed NT Kyle Peko to active roster
 Waived NT Tyrique Jarrett
 9/18/17 Signed NT Tyrique Jarrett practice squad
 10/17/17 Released DL Ahtyba Rubin
 Placed G Billy Turner on injured reserve
 10/18/17 Signed WR Hunter Sharp to active roster
 Signed WR River Carcraft to practice squad
 10/19/17 Signed WR Tim Patrick to practice squad
 Waived/Injured WR River Craucraft from practice squad
 10/21/17 Signed C Dillon day to active roster
 Signed ILB Jerrol Garcia-Williams to active roster
 Signed T Elijah Wilkinson to active roster
 Placed ILB Corey Nelson on injured reserve
 Waived NT Kyle Peko

BY PLAYER

ADAMS, Nelson — DL

8/12/17 Signed
 9/2/17 Waived

ADDISON, Bralon — WR

5/6/16 Signed
 8/30/16 Waived

ANDERSON, C.J. — RB

10/29/16 Place on injured reserve

AUSTELL, Erik — C

5/11/17 Signed
 6/5/17 Waived

BANDERAS, Josh — LB

5/11/17 Signed
 7/24/17 Waived

BARBRE, Allen — G

7/26/17 Signed

BARNETT, Dante — S

5/11/17 Signed
 9/2/17 Waived

BEAN, Jimmy — DL

8/25/17 Claimed off waivers
 8/28/17 Waived

BIBBS, Kapri — RB

8/30/14 Waived
 9/1/14 Signed to practice squad
 10/20/14 Signed active roster
 11/22/14 Waived
 11/26/14 Signed to practice squad
 1/12/15 Signed to future contract
 9/5/15 Waived
 9/7/15 Signed to practice squad
 10/17/15 Signed to active roster
 10/19/15 Waived
 10/21/15 Signed to practice squad
 2/10/16 Signed to future contract
 12/5/16 Placed on injured reserve
 4/29/17 Traded to San Francisco

BOLLES, Garrett — T

5/12/17 Signed

BROOKS, Zac — RB

12/13/16 Signed to practice squad
 1/2/17 Signed to future contract
 4/20/17 Placed on reserve/retired

BROWN, Marlon — WR

7/27/16 Signed
 8/4/16 Waived
 11/21/16 Signed
 12/10/16 Placed on injured reserve
 9/2/17 Released

BUTT, Jake — TE

5/12/17 Signed (draft choice)
 9/2/17 Placed on Reserve/NFI

CARCRAFT, River — WR

10/17/17 Signed to practice squad
 10/19/17 Waived/Injured

CARTER, Jamal — S

5/11/17 Signed

CHARLES, Jamaal — RB

5/2/17 Signed

CLIETT, Reshard — LB

9/13/16 Signed to practice squad
 10/18/16 Waived

COLQUITT, Britton — P

8/30/16 Released

CRICK, Jared — DE

9/15/17 Placed on injured reserve

DAVIS, Austin — QB

9/3/16 Signed
 12/23/16 Waived

DAY, Dillon — C

5/5/15 Signed
 9/5/15 Waived
 9/6/15 Signed to practice squad
 2/10/15 Signed to future contract
 9/3/16 Waived
 9/4/16 Signed to practice squad
 1/2/17 Signed to future contract
 9/2/17 Waived
 9/3/17 Signed to practice squad
 10/21/17 Signed to active roster

DERBY, A.J. — TE

10/26/16 Acquire via trade from N.E.

DISMUKES, Reese — C

12/28/16 Signed to practice squad

DORA, Vontarrius — OLB

5/6/16 Signed
 9/3/16 Waived
 9/4/16 Signed to practice squad
 12/16/16 Signed to active roster
 9/2/17 Waived

EDEBALI, Kasim — OLB

3/13/17 Signed

EKANEM, Ken — OLB

5/11/17 Signed
 9/2/17 Waived

FERENTZ, James — C

5/10/17 Waived

FORSETT, Justin — RB

12/5/16 Claimed off waivers (Det.)

FRAZIER, Mose — WR

5/6/16 Signed
 9/3/16 Waived
 9/4/16 Signed to practice squad
 10/18/16 Waived

GAFFORD, Thomas — LS

11/25/16 Signed

GARCIA-WILLIAMS, Jerrol — ILB

5/11/17 Signed
 9/3/17 Signed to practice squad
 10/21/17 Signed to active roster

GAUSE, Quentin — LB

10/18/16 Signed to practice squad
 12/10/16 Signed to active roster
 9/2/17 Waived

GIBSON, Mathu — OL

8/5/16 Signed
 8/29/16 Waived

GLOVER, Antonio — S

5/6/16 Signed
 8/29/16 Waived

GRAHAM, Garrett — TE

4/25/16 Signed
 8/30/16 Placed on injured reserve
 9/14/16 Waived

HANSON, Lars — T

5/6/16 Signed
 9/3/16 Waived

HARRIS, Shelby — DL

1/25/17 Signed to future contract

HENDERSON, Carlos — WR

5/26/17 Signed (draft choice)
 9/2/17 Placed on injured reserve

HENDERSON, De'Angelo — RB

5/10/17 Signed (draft choice)

HEURTELOU, Calvin — NT

5/6/16 Signed
8/29/16 Waived

HILLMAN, Ronnie — RB

9/3/16 Released

HOLLINS, Deon — OLB

5/11/17 Signed
9/2/17 Waived

HUNT, Cameron — G

5/11/17 Signed
9/2/17 Waived

IOSIA, Iosia — DE

12/28/16 Signed to practice squad
1/2/17 Signed to future contract
5/4/17 Waived

JANOVICH, Andy — FB

5/12/16 Signed (draft choice)
12/2/16 Placed on injured reserve

JARRETT, Tyrique — NT

5/11/17 Signed
9/2/17 Waived
9/3/17 Signed to practice squad
9/10/17 Signed to active roster
9/16/17 Waived
9/18/17 Signed to practice squad

JEFFERSON, Cameron — T

12/8/15 Signed to practice squad
2/10/16 Signed to future contract
8/29/16 Waived

KELLY, Chad — QB

5/10/17 Signed (draft choice)
9/2/17 Placed on Reserve/NFI

KEO, Shiloh — S

12/9/15 Signed
9/3/15 Designated reserve/suspended
9/17/16 Released from reserve/suspended
9/21/16 Signed
10/25/16 Released

KERR, Zach — DL

3/13/17 Signed

KILGO, Darius — NT

5/13/15 Signed (draft choice)
11/25/16 Waived

KOHT, Lars — DE

8/2/16 Signed
9/3/16 Waived

KRAGEN, Kyle — ILB

5/6/16 Signed
9/3/16 Waived
9/5/16 Signed to practice squad
9/13/16 Waived

KREITER, Casey — SNP

4/7/16 Signed
12/16/16 Placed on injured reserve

KRIEGER-COBLE, Henry — TE

5/6/16 Signed
9/4/16 Signed to practice squad
12/23/16 Signed to active roster
7/29/17 Waived

LANG, Cedrick — OL

1/27/17 Signed to future contract
9/2/17 Waived

LANGLEY, Brendan — CB

5/12/17 Signed (draft choice)

LEARY, Ron — G

3/10/17 Signed

LEWIS-HARRIS, Chris — CB

6/14/17 Signed
9/2/17 Released

LOWERY, B. J. — DB

1/4/16 Signed to future contract
9/3/16 Waived

MASON, Danny — OLB

7/29/17 Signed
9/2/17 Waived

MCKAY, Mekale — WR

1/11/17 Signed to future contract
5/4/17 Waived

MCKENZIE, Isaiah — WR

5/8/17 Signed (draft choice)

MELTON, Henry — DL

8/22/16 Signed
9/3/16 Released

MOALA, David — NT

5/6/16 Signed
8/29/16 Waived

MOUNT, Deiontrez — LB

8/29/17 Signed
9/2/17 Waived
9/3/17 Signed to practice squad

MULLER, Chris — OL

6/6/17 Signed
7/27/17 Waived

MURPHY, Ryan — S

11/3/15 Signed to practice squad
2/10/16 Signed to future contract
5/2/16 Waived
8/8/16 Signed
9/3/16 Waived
9/4/16 Signed to practice squad
9/22/16 Waived
11/9/16 Signed to practice squad
11/22/16 Waived

MURRAY, Justin — T

5/6/16 Signed
9/3/16 Waived
9/4/16 Signed to practice squad
1/2/17 Signed to future contract
9/2/17 Waived

MYERS Jr., Robert — G

12/30/15 Signed
9/3/16 Waived

NASH, Anthony — WR

5/11/17 Signed
9/2/17 Waived

NEAL, Durren — WR

5/6/16 Signed
8/29/16 Waived

NEARY, Aaron — G

5/6/16 Signed
9/3/16 Waived

NELSON, Corey — ILB

10/21/17 Placed on injured reserve

NELSON, Dontrell — CB

5/11/17 Signed
8/25/17 Waived

NIXON, Taurean — CB

5/15/15 Signed (draft choice)
9/6/15 Signed to practice squad
1/19/16 Signed to active roster
9/3/16 Waived
9/4/16 Signed to practice squad
11/5/16 Signed (active roster)
11/21/16 Waived
11/23/16 Signed to practice squad
12/28/16 Signed to active roster
6/14/17 Waived

NORMAN, Dwayne — OLB

5/6/16 Signed
9/3/16 Waived

OSWELLER, Brock — QB

7/24/12 Signed (draft choice)
9/3/17 Signed

OVERBAUGH, Jeff — LS

1/2/17 Signed to future contract
5/4/17 Waived

PATRICK, Tim — WR

10/19/17 Signed to practice squad

PEKO, Domata — DL

3/13/17 Signed

PEKO, Kyle — NT

5/6/16 Signed
9/20/16 Waived
9/22/16 Signed to practice squad
12/28/16 Signed to active roster
9/2/17 Waived
9/3/17 Signed
9/9/17 Waived
9/11/17 Signed to practice squad
9/16/17 Signed to active roster
10/21/17 Waived

PHILLIPS, John — TE

7/28/16 Signed
11/5/16 Released

PIERCE, Bernard — RB

1/2/17 Signed to future contract
8/21/17 Released

POSEY, DeVier — WR

1/4/16 Signed to future contract
8/29/16 Waived

RACITI, Travis — DL

12/8/16 Signed to practice squad
1/2/17 Signed to future contract
4/5/17 Waived

RAY, Shane — OLB

9/4/17 Placed on injured reserve

RAYMOND, Kalif — WR

5/6/16 Signed
9/3/16 Waived
9/6/16 Signed to practice squad
12/2/16 Signed to active roster
9/2/17 Waived

RICHARDSON, Bobby — DL

2/24/17 Signed
5/3/17 Waived

RIDLEY, Stevan — RB

7/27/17 Signed
9/2/17 Released

RIOS, Marcus — CB

5/11/17 Signed
9/2/17 Waived
9/3/17 Signed to practice squad

ROBERTS, Kyle — T

5/5/15 Signed
9/5/15 Waived
9/7/15 Signed to practice squad
2/10/16 Signed to future contract
8/30/16 Waived

ROSS, Brandian — S

4/18/16 Signed
8/29/16 Released

RUBIN, Ahtyba — DL

9/15/17 Signed
10/17/17 Released

SAMBRAILO, Ty — OL

9/1/17 Traded to Atlanta

SANCHEZ, Mark — QB

3/11/16 Acquired via trade from NYJ
9/3/16 Released

SANKEY, Darnell — LB

7/26/16 Signed
8/29/16 Waived

SCHEU, Steven — TE

10/18/16 Signed to practice squad
1/2/17 Signed to future contract
9/2/17 Waived

SCHOFIELD, Michael — OL

9/2/17 Waived

SHANNON, Frank — ILB

5/6/16 Signed
8/29/16 Waived

SHARP, Hunter — WR

12/28/16 Signed to practice squad
1/2/17 Signed to future contract
9/2/17 Waived
9/3/17 Signed to practice squad
10/17/17 Signed to active roster

SLOTER, Kyle — QB

5/11/17 Signed
9/2/17 Waived

SNYDER, Kevin — LB

12/15/16 Signed to practice squad
1/2/17 Signed to future contract
9/2/17 Waived

SOTO, Shakir — DE

5/11/17 Signed
9/2/17 Waived

STEWART, Orion — S

5/11/17 Signed
9/2/17 Waived

SULLEYMAN, Sadat — OLB

5/6/16 Signed
9/3/16 Waived

THOMAS, Dymonte — S

5/11/17 Signed
9/2/17 Waived
9/3/17 Signed to practice squad

THOMSPON, Juwan — RB

9/3/16 Waived
9/4/16 Signed to practice squad
10/30/16 Signed
9/2/17 Waived

TIDWELL, John — CB

5/6/16 Signed
9/3/16 Waived

TRAYLOR, Austin — TE

12/20/16 Signed to practice squad
1/2/17 Signed to future contract
9/2/17 Waived
9/3/17 Signed to practice squad

TURNER, Billy — G

10/17/16 Claimed off waivers (Bal.)
10/17/17 Placed on injured reserve

WARD, T.J. — S

9/2/17 Released

WARE, DeMarcus — OLB

12/28/16 Placed on injured reserve

WATSON, Menelik — T

3/10/17 Signed

WEBSTER, Kayvon — CB

12/28/16 Placed on injured reserve

WEEMS, Darion — T

1/12/16 Signed to future contract
10/17/16 Waived

WILKINSON, Elijah — OL

5/11/17 Signed
9/2/17 Waived
9/3/17 Signed to practice squad
10/21/17 Signed to active roster

WILLIAMS, Jonathan — RB

9/6/17 Signed to practice squad

WILLIAMS, Stanley — RB


8/21/17 Claimed off waivers (Cin.)
9/2/17 Waived

WINN, Billy — DE

5/3/17 Signed
8/12/17 Placed on injured reserve

YARBROUGH, Eddie — OLB

5/6/16 Signed
9/3/16 Waived



C.J. ANDERSON

22

RUNNING BACK

5-8 • 224 • 5TH YR. • CALIFORNIA

BORN: Feb. 10, 1991, in Vallejo, Calif.

HIGH SCHOOL: Bethel High School, Vallejo, Calif.

ACQUIRED: College Free Agent, 2013

NFL YEAR: 5th • **YEAR WITH BRONCOS:** 5th

NFL GAMES PLAYED/STARTED: 48/26 • **POSTSEASON GP/GS:** 5/2



ANDERSON AT A GLANCE:

- A fifth-year player who appeared in 48 regular-season games (26 starts) and five postseason contests (2 starts) for the Broncos during the last four years after making the team as a college free agent in 2013.
- Recorded 540 carries for 2,435 yards (4.5 avg.) with 18 touchdowns in addition to catching 86 passes for 719 yards (8.4 avg.) with four touchdowns during his first five NFL seasons.
- Posted 110 carries for 437 yards (4.0 avg.) with four touchdowns and 16 catches for 128 yards (8.0 avg.) with one touchdown in seven games in 2016 before being placed on injured reserve.
- Rushed for 720 yards on 152 carries (4.7 avg.) with five touchdowns in addition to catching 25 passes for 183 yards (7.3 avg.) in the 2015 regular season.
- Led all NFL players with 234 rushing yards during the 2015 postseason, including 90 yards and a touchdown in Denver's Super Bowl 50 win against the Carolina Panthers to represent the third-highest rushing total by an undrafted running back in Super Bowl history.
- Selected as AFC Offensive Player of the Week (vs. New England, 11/19/15) after winning the game in overtime on a career-long 48-yard run and finishing with 15 carries for 113 yards (7.5 avg.) with two touchdowns.
- Emerged as a starter for the Broncos midway through the 2014 season and totaled 179 carries for 849 yards (4.7 avg.) with eight rushing touchdowns to become just the fifth undrafted running back in NFL history to make the Pro Bowl.
- Finished the 2014 season with 10 total touchdowns (8 rush, 2 rec.), marking the most by an undrafted Broncos running back in a single season.
- Led the NFL with seven rushing touchdowns in December 2014 to tie for the third-most rushing scores by an undrafted player in a single month in NFL history.
- Posted the top two rushing performances by an undrafted player in team history in back-to-back weeks in 2014 (167 and 168 yds., Weeks 11 and 12).
- Totaled two games with three rushing touchdowns in 2014, becoming only the second player in team annals (Terrell Davis, 3-1998) with multiple games in a season posting at least three rushing scores.
- Finished his rookie season in 2013 with seven carries for 38 yards (5.4 avg.) while contributing in 22 offensive plays and 36 special-teams snaps for Denver.
- Saw action in all 25 games in two seasons at the University of California-Berkley and rushed for 1,135 yards and 12 touchdowns on 198 carries (5.7 avg.) after transferring from Laney College.
- Entered the NFL with Denver as a college free agent on May 1, 2013.

22's TROPHY CASE

Pro Bowls (1) 2014

CAREER TRANSACTIONS: Signed by Denver as a college free agent 5/1/13.



ANDERSON ONE OF SIX UNDRAFTED PRO BOWL RUNNING BACKS

UNDRAFTED RUNNING BACKS TO MAKE THE PRO BOWL, NFL HISTORY

Player	Team	Season(s)
John Settle	Atlanta	1988
Priest Holmes	Kansas City	2001-03
Willie Parker	Pittsburgh	2006-07
Arian Foster	Houston	2010-12, '14
C.J. Anderson	Denver	2014
Chris Ivory	Jacksonville	2016

ANDERSON HAS SUPER BOWL TO REMEMBER

MOST RUSHING YARDS BY AN UNDRAFTED PLAYER IN THE SUPER BOWL

Player	Opponent (Date)	Att.	Yds.	Avg.	TD
1. Dominic Rhodes, Ind.	vs. Chicago (2/4/07)	21	113	5.4	1
2. Willie Parker, Pit.	vs. Seattle (2/5/06)	10	93	9.3	1
3. C.J. Anderson, Den.	vs. Carolina (2/7/16)	23	90	3.9	1
4. Willie Parker, Pit.	vs. Arizona (2/1/09)	19	53	2.8	0
5. Steve Young, S.F.	vs. San Diego (1/29/95)	5	49	9.8	0

2017: Anderson rushed 20 times for 81 yards (4.1 avg.) in addition to catching one pass for seven yards vs. LAC (9/11)... Recorded his sixth career 100-yard rushing game with 118 yards and one touchdown on 25 attempts (4.7 avg.) in addition to catching three passes for 36 yards (12.0 avg.) with one touchdown vs. Dal. (9/17)... Rushed eight times for 36 yards (4.5 avg.) and caught two passes for seven yards (3.5 avg.) at Buf. (9/24)... Carried 20 times for 95 yards (4.8 avg.) and caught four passes for 17 yards vs. Oak. (10/1)... Gained 17 yards on nine carries vs. NYG (10/15)... Rushed 10 times for 44 yards (4.4 avg.) and caught one pass for 17 yards at LAC (10/22).

2016: Anderson posted 110 carries for 437 yards (4.0 avg.) with four touchdowns and 16 catches for 128 yards (8.0 avg.) with one touchdown in seven games in 2016 before being placed on injured reserve... Carried 20 times for 92 yards (4.6 avg.) with one touchdown and added four catches for 47 yards (11.8 avg.) with one touchdown vs. Car. (9/8)... Rushed 20 times for 74 yards (3.7 avg.) with one touchdown and caught three passes for 19 yards (6.3 avg.) vs. Ind. (9/18)... Produced his fifth career 100-yard rushing game, totaling 107 yards with one touchdown on 16 carries (6.7 avg.) vs. Hou. (10/24)... Placed on injured reserve (knee) on Oct. 29.

2015: Anderson appeared in 15 games (6 starts) in the regular season, finishing second on the team with 720 yards on 152 carries (4.7 avg.) with five touchdowns in addition to catching 25 passes for 183 yards (7.3 avg.)... Carried 54 times for 234 yards (4.3 avg.) with two touchdowns and made nine catches for 39 yards (4.3 avg.) in Denver's three postseason contests... Posted the third 100-yard rushing performance of his career (14-101-7.2 avg.) and scored on a career-long 28-yard run vs. G.B. (11/1)... Recorded just the fourth overtime touchdown in team history on a career-long 48-yard run and finished with 15 carries for 113 yards (7.5 avg.) with two touchdowns vs. N.E. (11/29)... Named AFC Offensive Player of the Week for his efforts vs. N.E.... Rushed 15 times for 72 yards (4.8 avg.) with a 1-yard touchdown and caught two passes for 11 yards (5.5 avg.) in Denver's AFC Divisional Playoff Game vs. Pit. (1/17)... Carried the ball 16 times for 72 yards (4.5 avg.) and caught three passes for 18 yards (6.0 avg.) in Denver's AFC Championship Game vs. N.E. (1/24)... Rushed 23 times for 90 yards (3.9 avg.) with one touchdown in Denver's Super Bowl 50 victory vs. Car. (2/7) to represent the third-highest rushing total by an undrafted running back in Super Bowl history.

2014: Anderson started 7-of-15 regular-season games played for the Broncos and totaled 849 yards on 179 rushes (4.7 avg.) with eight touchdowns in addition to catching 34 passes for 324 yards (9.5 avg.) with two scores... Selected to his first Pro Bowl to become just the fifth undrafted running back in NFL history to receive that honor... Finished the regular season with 10 total touchdowns (8 rush, 2 rec.) to represent the most by an undrafted Broncos running back in a single season... Racked up 163 yards from scrimmage (90 rush, 73 rec.) at Oak (11/9) after relieving injured starter Ronnie Hillman... Made his first career start at Stl. (11/16)... Posted the top two rushing performances by an undrafted player in team history in back-to-back weeks (167 vs. Mia. (11/23) and 168 yards at K.C. (11/30))... Earned FedEx Ground Player of the Week honors for his performance against the Chiefs... Led all NFL players with 709 total yards (472 rush, 237 rec.) in November, good for third in franchise history for yards from scrimmage in a single month... Paced the NFL with seven rushing touchdowns in December to tie for the third-most rushing scores by an undrafted player in a single month in NFL history... Tallied a career-high three rushing touchdowns vs. Buf. (12/7) and Oak. (12/28) to tie for third most in a game in club history... Named AFC Offensive Player of the Week for his three-touchdown performance against the Raiders.

2013: Anderson, who entered the NFL with Denver as a college free agent on May 1, appeared in five regular-season games, finishing his rookie season with 38 yards rushing on seven carries (5.4 avg.)... Missed the final three preseason games and the first seven contests of the regular season with a knee injury sustained during training camp... Made his NFL debut vs. Was. (10/27)... Rushed twice for nine yards (4.5 avg.) and caught his first career pass for 14 yards in Super Bowl XLVIII vs. Sea. (2/2).

COLLEGE: Anderson appeared in all 25 games (2 starts) in two seasons at the University of California-Berkley after transferring from Laney College... Rushed for 1,135 yards and 12 touchdowns on 198 carries (5.7 avg.) for

ANDERSON: UNDRAFTED TO STARTER

MOST RUSHING YARDS BY AN UNDRAFTED PLAYER, SINGLE GAME, BRONCOS HISTORY

Player	Opponent (Date)	Att.	Yds.	Avg.	TD
1. C.J. Anderson	at K.C. (11/30/14)	32	168	5.3	0
2. C.J. Anderson	vs. Mia. (11/23/14)	27	167	6.2	1
3. Selvin Young	vs. K.C. (12/9/07)	17	156	9.2	0
4. Mike Bell	vs. Ind. (10/29/06)	15	136	9.1	2
5. C.J. Anderson	vs. Dal. (9/17/17)	25	118	4.7	1

ANDERSON OVER 300 YARDS FOR FOURTH CONSECUTIVE SEASON

MOST CONSECUTIVE SEASONS WITH 300 RUSHING YARDS, BRONCOS HISTORY

Player	Seasons	No.
1. Floyd Little	1967-75	9
2. Sammy Winder	1983-89	7
3. Jon Keyworth	1974-79	6
4. Otis Armstrong	1976-80	5
5. C.J. Anderson	2014-17	4
Terrell Davis	1995-98	4

the Golden Bears and added 22 receptions for 350 yards and two scores... Totaled 126 rushes for 790 yards (6.3 avg.) and four touchdowns as a senior while topping the 100-yard mark on three occasions... Earned first-team All-America honors and led the NorCal Conference in rushing during his final season at Laney College in 2010, racking up 1,644 yards and 13 touchdowns on 206 attempts (8.0 avg.).

PERSONAL: Anderson attended Bethel High School in Vallejo, Calif., where he rushed for nearly 4,000 yards during his prep career and led his team to four consecutive playoff appearances... Majored in interdisciplinary studies at Cal... Cortrelle Javon Anderson was born on Feb. 10, 1991.

ANDERSON'S REGULAR SEASON RECORD

Year	Club	RUSHING								RECEIVING				SCORING					
		G	S	No.	Yds.	Avg.	LG	TD	No.	Yds.	Avg.	LG	TD	TD	TDr	TDp	TDrt	2pt	Pts.
2013	Denver	5	0	7	38	5.4	11	0	0	0	0.0	—	0	0	0	0	0	0	0
2014	Denver	15	7	179	849	4.7	27	8	34	324	9.5	51t	2	10	8	2	0	0	60
2015	Denver	15	6	152	720	4.7	48t	5	25	183	7.3	27	0	5	5	0	0	0	30
2016	Denver	7	7	110	437	4.0	28	4	16	128	8.0	25t	1	5	4	1	0	0	30
2017	Denver	6	6	92	391	4.3	40	1	11	84	7.6	16t	1	2	1	1	0	0	12
CAREER TOTALS		48	26	540	2,435	4.5	48t	18	86	719	8.4	51t	4	22	18	4	0	0	132

ADDITIONAL STATISTICS: Miscellaneous tackles — 2014 (1), 2015 (5), TOTAL (6).

ANDERSON'S POSTSEASON RECORD

Year	Club	RUSHING								RECEIVING				SCORING					
		G	S	No.	Yds.	Avg.	LG	TD	No.	Yds.	Avg.	LG	TD	TD	TDr	TDp	TDrt	2pt	Pts.
2013	Denver	1	0	2	9	4.5	6	0	1	14	14.0	14	0	0	0	0	0	0	0
2014	Denver	1	1	18	80	4.4	22	0	6	29	4.8	15	0	0	0	0	0	0	0
2015	Denver	3	1	54	234	4.3	34	2	9	39	4.3	8	0	2	2	0	0	0	12
CAREER TOTALS		5	2	74	323	4.4	34	2	16	82	5.1	15	0	2	2	0	0	0	12

ANDERSON'S SINGLE-GAME HIGHS

(Postseason in parentheses)

Rushes — 32 at Kansas City, 11/30/14 (23 vs. Carolina, 2/7/16). **Rushing yards** — 168 at Kansas City, 11/30/14 (90 vs. Carolina, 2/7/16). **Longest rush** — 48t vs. New England, 11/29/15 (34, twice, last vs. Carolina, 2/7/16). **Rushing touchdowns** — 3, twice, last vs. Oakland, 12/28/14 (1, twice, last vs. Carolina, 2/7/16). **Receptions** — 8, twice, last at Cincinnati, 12/22/14 (6 vs. Indianapolis, 1/11/15). **Receiving yards** — 86 at St. Louis, 11/16/14 (29 vs. Indianapolis, 1/11/15). **Longest reception** — 51t at Oakland, 11/9/14 (15 vs. Indianapolis, 1/11/15). **Receiving touchdowns** — 1, four times, last vs. Dallas, 9/17/17 (none). **Rushing yards in one quarter** — 71 (3rd) vs. Miami, 11/23/14 (36, twice, last vs. Carolina, 2/7/16). **Rushing yards in one half** — 114 (2nd) vs. Miami, 11/23/14 (66 (1st) vs. Indianapolis, 1/11/15). **Total yards** — 195 (167 rush, 28 rec.) vs. Miami, 11/23/14 (109 (80 rush., 29 rec.) vs. Indianapolis, 1/11/15). **Total touchdowns** — 3, twice, last vs. Oakland, 12/28/14 (1, twice, last vs. Carolina, 2/7/16).

ANDERSON'S 100-YARD RUSHING GAMES (6)


**denotes win (Anderson's teams are 5-0 when he records 100 or more yards rushing in a game.)*

Date	Opponent	No.	Yds.	Avg.	LG	TD
11/23/14	vs. Miami*	27	167	6.2	26	1
11/30/14	at Kansas City*	32	168	5.3	20	0
11/1/15	vs. Green Bay*	14	105	7.2	28t	1
11/29/15	vs. New England*	15	113	7.5	48t	2
10/24/16	vs. Houston*	16	107	6.7	19	1
9/17/17	vs. Dallas*	25	118	4.7	28	1

C.J. ANDERSON'S 2017 GAME-BY-GAME

(Victories asterisked)

2017 DENVER (3-3)		RUSHING							RECEIVING				SCORING	
Date	Opponent	P/S	No.	Yds.	Avg.	LG	TD	No.	Yds.	Avg.	LG	TD	2pt.	Pts.
Sep 11	vs. LA Chargers*	S	20	81	4.1	18	0	1	7	7.0	7	0	0	0
Sep 17	vs. Dallas*	S	25	118	4.7	28	1	3	36	12.0	16t	1	0	12
Sep 24	at Buffalo	S	8	36	4.5	32	0	2	7	3.5	5	0	0	0
Oct 1	vs. Oakland*	S	20	95	4.8	40	0	4	17	4.3	8	0	0	0
Oct 15	vs. New York Giants	S	9	17	1.9	6	0	0	0	—	—	0	0	0
Oct 22	at LA Chargers	S	10	44	4.4	11	0	1	17	17.0	17	0	0	0
Season Totals		6/6	92	391	4.3	40	1	11	84	7.6	17	1	0	12



ZAIRE ANDERSON

50

INSIDE LINEBACKER

5-11 • 220 • 2ND YR. • NEBRASKA

BORN: Aug. 18, 1992, in Philadelphia

HIGH SCHOOL: Frankford High School, Philadelphia

ACQUIRED: College Free Agent, 2015

NFL YEAR: 2nd • **YEAR WITH BRONCOS:** 2nd

NFL GAMES PLAYED/STARTED: 22/1

ANDERSON AT A GLANCE:

- A second-year linebacker from the University of Nebraska who appeared in 22 games (1 start) in 2016-17 after spending his entire rookie season competing on Denver's practice squad.
- Started 18-of-28 games in three seasons at Nebraska, registering 159 tackles (77 solo), five sacks (38 yds.), six passes defended, three forced fumbles and two fumble recoveries.
- Entered the NFL with Denver as a college free agent on May 2, 2015.

CAREER TRANSACTIONS: Signed by Denver as a college free agent 5/2/15; Waived by Denver 9/5/15; Signed by Denver (practice squad) 9/7/15; Signed by Denver to a future contract 2/10/16.



2017: Anderson played on special teams vs. LAC (9/11) and vs. Dal. (9/17)... Saw action on defense and special teams at Buf. (9/24)... Tallied two special-teams tackles vs. Oak. (10/1)... Played special teams vs. NYG (10/15)... Notched four solo tackles at LAC (10/22).

2016: Anderson played all 16 games (1 start), totaling seven tackles (4 solo) on defense to go along with seven tackles and one forced fumble on special teams... Made his NFL debut vs. Car. (9/8)... Forced a fumble on punt coverage and added one special-teams stop at Cin. (9/25)... Notched one solo tackle and one special-teams stop vs. Atl. (10/9)... Tallied two special-teams tackles vs. S.D. (10/30)... Played 27 defensive snaps and recorded a personal-best five tackles (3 solo) at Ten. (12/11)... Made his first career start vs. Oak. (1/1) before leaving the game with a neck injury.

2015: Anderson entered the NFL with Denver as a college free agent on May 2... Spent the entire 2015 season competing on Denver's practice squad after seeing action in all four preseason games.

COLLEGE: Anderson started 18-of-28 games in three seasons at the University of Nebraska after beginning his career at Riverside (Calif.) City College... Registered 159 tackles (77 solo), five sacks (38 yds.), six passes defended three forced fumbles and two fumble recoveries... Led the Cornhuskers with 103 tackles (48 solo) in addition to recording two sacks (16 yds.), five passes defended, three forced fumbles and two fumble recoveries as a senior, earning honorable-mention All-Big Ten Conference honors... Played 12 games (5 starts) as a junior, totaling 52 tackles (28 solo), three sacks (22 yds.) and one pass defended... Recorded 95 tackles, 6.5 sacks and two passes defended in 2011 at Riverside CC... Named a JC Gridwire All-American and the National Division East Conference Defensive Player of the Year in 2010 after finishing the year with 92 tackles, 17 tackles for a loss and nine sacks.

PERSONAL: Anderson played prep ball at Frankford High School in Philadelphia, where he was named a first-team All-Philadelphia Public selection his senior season... Earned his degree in child, youth and family sciences in 2014 and played his senior season as a graduate student at Nebraska... Zaire Anderson was born on Aug. 18, 1992, in Philadelphia.

ANDERSON'S REGULAR SEASON RECORD


Year	Club	G	S	UT	A	TT	S-Yds.	I-Yds.	PD	FF	FR	TD-Int.	TD-FR	S	Pts.
2015	Denver														
PRACTICE SQUAD															
2016	Denver	16	1	4	3	7	0-0	0-0	0	0	0	0	0	0	0
2017	Denver	5	0	4	0	4	0-0	0-0	0	0	0	0	0	0	0
CAREER TOTALS		21	1	8	3	11	0-0	0-0	0	0	0	0	0	0	0

ADDITIONAL STATISTICS: Special-teams tackles — 2016 (7), 2017 (2), TOTAL (9). Special-teams FF — 2016 (1), TOTAL (1).

ZAIRE ANDERSON'S 2017 GAME-BY-GAME

(Victories asterisked)

2017 DENVER (3-3)		TACKLES									
Date	Opponent	P/S	UT	A	TT	S-Yds.	I-Yds.	PD	FF	FR	
Sep 11	vs. LA Chargers*	P	0	0	0	0-0	0-0	0	0	0	
Sep 17	vs. Dallas*	P	0	0	0	0-0	0-0	0	0	0	
Sep 24	at Buffalo	P	0	0	0	0-0	0-0	0	0	0	
Oct 1	vs. Oakland*	P	0	0	0	0-0	0-0	0	0	0	
Oct 15	vs. New York Giants	P	0	0	0	0-0	0-0	0	0	0	
Oct 22	at LA Chargers	P	4	0	4	0-0	0-0	0	0	0	
Season Totals			6/0	4	0	4	0-0	0-0	0	0	0

**ALLEN BARBRE****73****GUARD****6-4 • 310 • 10TH YR. • MISSOURI SOUTHERN****BORN:** June 22, 1984, in Neosho, Mo.**HIGH SCHOOL:** East Newton High School, Granby, Mo.**ACQUIRED:** Trade (Philadelphia), 2017**NFL YEAR:** 10th • **YEAR WITH BRONCOS:** 1st**NFL GAMES PLAYED/STARTED:** 82/37 • **POSTSEASON GP/GS:** 3/0**BARBRE AT A GLANCE:**

- A 10th-year offensive lineman who has appeared in 82 career regular-season games (37 starts) and three postseason contests with Green Bay (2007-09), Seattle (2010, '11), Miami (2010), Philadelphia (2013-16) and Denver (2017).
- Opened 29-of-44 regular season games in his four seasons with Philadelphia, starting 25 games at left guard and four contests at right tackle.
- Saw action in seven games in his two seasons with Seattle as a reserve offensive lineman.
- Appeared in 25 games (7 starts) during his first three NFL seasons with Green Bay, opening seven contests at right tackle in 2009.
- Chosen as a consensus All-American for Missouri Southern as a senior in 2006.
- Acquired by the Broncos in a trade with the Philadelphia on July 26, 2017.
- Selected by the Packers in the fourth round (119th overall) of the 2007 NFL Draft.

CAREER TRANSACTIONS: Signed by Green Bay as a draft choice 7/9/07; Waived by Green Bay 9/4/10; Signed by Seattle 9/28/10; Waived by Seattle 11/23/10; Signed by Miami 12/28/10; Released by Miami 9/6/11; Signed by Seattle 11/24/11; Released by Seattle 10/1/12; Signed by Philadelphia 1/15/13; Traded to Denver 7/26/17.



2017: Barbre played in Denver's regular-season opener vs. LAC (9/11)... Saw action at left guard and left tackle vs. Dal. (9/17)... Played left guard at Buf. (9/24), vs. Oak. (10/1) and vs. NYG (10/15)... Started at right tackle at LAC (10/22).

2016: Barbre started all 12 games played, seeing action at left guard (9) and right tackle (3)... Began the season at left guard, starting eight consecutive contests before missing two games with a hamstring injury... Returned from injury to open at right tackle vs. GB (11/28), at Cin. (12/4) and vs. Was. (12/11)... Started at left guard in Week 16 vs. NYG (12/22).

2015: Barbre started all 16 games for the first time in his career... Opened every game at left guard, helping Philadelphia rank 12th in the NFL in total offense (336.9 ypg).

2014: Barbre started the regular-season opener at right tackle before being placed on injured reserve with an ankle injury.

2013: Barbre played 15 games with Philadelphia, contributing on offense and special teams.

2012: Barbre competed in training camp with Seattle and was suspended for the first four games of the season... Did not appear on an NFL active roster after being waived on Oct. 1.

2011: Barbre appeared in four games with Seattle after competing in training camp with Miami... Was released by Miami on Sept. 6, and signed by Seattle on Nov. 24... Saw action in Seattle's final four regular-season games.

2010: Barbre played three games with Seattle and spent the final week of the season on Miami's active roster... Competed in training camp with Green Bay before being waived on Sept. 4... Signed by Seattle on Sept 28, and spent eight weeks on the team's active roster... Signed by Miami on Dec. 28, and was inactive in the regular-season finale.

2009: Barbre appeared in 10 games (7 starts) with Green Bay... Opened the first seven games of the season at right tackle... Made his first NFL start vs. Chi. (9/13).

2008: Barbre saw action in eight games with Green Bay.

2007: Selected by the Packers in the fourth round (119th overall) of the 2007 NFL Draft, Barbre appeared in seven regular-season games and two postseason contests... Made his NFL debut vs. S.D. (9/23)... Saw action in Green Bay's NFC Divisional Playoff Game vs. Sea. (1/12) and NFC Championship Game vs. NYG (1/20).

COLLEGE: Barbre was inducted into the Missouri Southern Athletics Hall of Fame in September, 2016, after opening 33-of-37 contests at left tackle during his collegiate career... Named a consensus All-American, All-MIAA and All-Region first-team selection as a senior in 2006... Helped lead an offensive line that amassed

3,461 yards in 2006... Earned First-Team All-MIAA honors as a junior.

PERSONAL: Barbre attended East Newton High School in Granby, Mo... Allen Barbre (pronounced barber) was born on June 22, 1984, in Neosho, Mo.


BARBRE'S REGULAR SEASON RECORD

Year	Club	G	S
2007	Green Bay	7	0
2008	Green Bay	8	0
2009	Green Bay	10	7
2010	Seattle/Miami	3	0
2011	Seattle	4	0
2012	Seattle	0	0
2013	Philadelphia	15	0
2014	Philadelphia	1	1
2015	Philadelphia	16	16
2016	Philadelphia	12	12
2017	Denver	6	1
CAREER TOTALS		82	37

ADDITIONAL STATISTICS: *Miscellaneous tackles — 2009 (1), 2014 (1), 2015 (1), TOTAL (3). Miscellaneous FR — 2009 (1), TOTAL (1).*

BARBRE'S POSTSEASON RECORD

Year	Club	G	S
2007	Green Bay	2	0
2013	Philadelphia	1	0
CAREER TOTALS		3	0



SHAQUIL BARRETT

48

OUTSIDE LINEBACKER

6-1 • 250 • 4TH YR. • COLORADO STATE

BORN: Nov. 17, 1992, in Baltimore, Md.

HIGH SCHOOL: Boys Town (Neb.) High School

ACQUIRED: College Free Agent, 2014

NFL YEAR: 4th • YEAR WITH BRONCOS: 4th

NFL GAMES PLAYED/STARTED: 38/12 • POSTSEASON GP/GS: 3/0



BARRETT AT A GLANCE:

- A fourth-year outside linebacker who has played 38 games (12 starts) and three postseason contests with Denver, posting 89 tackles (61 solo), nine sacks (62.5 yds.), six passes defended, four forced fumbles, two fumble recoveries, one blocked kick and 14 special-teams stops.
- Played all 32 regular-season games (6 starts) for the Broncos during the last two seasons, combining for 6.5 sacks and four forced fumbles.
- Competed on the Broncos' practice squad for the majority of his rookie season in 2014 in addition to spending two weeks on the active roster.
- Appeared in 38 career games (35 starts) for Colorado State University and totaled 246 tackles (116 solo), 18 sacks (119 yds.), 32.5 tackles for loss (149 yds.) and three interceptions (101 yds.).
- Finished his career at CSU with seven forced fumbles, four fumble recoveries and three blocked kicks.
- Named Mountain West Conference Defensive Player of the Year as a senior for the Rams in 2013 after ranking fifth in the nation with 12 sacks (77 yds.) and 20.5 tackles for a loss (98 yds.).
- Entered the NFL with Denver as a college free agent on May 16, 2014.

CAREER TRANSACTIONS: Signed by Denver as a college free agent 5/16/14; Waived by Denver 8/30/14; Signed by Denver (practice squad) 9/1/14; Signed by Denver (active roster) 10/15/14; Waived by Denver 10/20/14; Signed by Denver (practice squad) 10/22/14; Signed by Denver (active roster) on 1/10/15.



2017: Barrett sacked Philip Rivers for seven yards vs. LAC (9/11)... Tied for the team-lead with seven tackles (4 solo) vs. Dal. (9/17)... Tallied two solo stops at Buf. (9/24) and vs. Oak. (10/1)... Recorded four tackles (3 solo) and sacked Eli Manning for 2 yards vs. NYG (10/15)... Had one solo tackle at LAC (10/22).

2016: Barrett played all 16 games and totaled 31 tackles (20 solo), 1.5 sacks (14.5 yds.), one forced fumble and two passes defended in addition to five special-teams stops... Registered six tackles (3 solo), 0.5 sacks (4.5 yds.) and one pass defended at T.B. (10/2)... Blocked an extra point attempt vs. S.D. (10/30)... Contributed four tackles (3 solo) and two special-teams stops at Oak. (11/6)... Sacked Drew Brees for -10 yards at N.O. (11/13)... Recorded two tackles (1 solo), one forced fumble and two special-teams stops at K.C. (12/25).

2015: Barrett saw action in all 16 games (6 starts) and three postseason contests, posting 41 tackles (28 solo), 5.5 sacks (39 yds.), four passes defended, four forced fumbles, two fumble recoveries and nine special-teams tackles... Tallied two tackles and one special-teams stop in Denver's three postseason contests... Made one tackle and one special-teams stop in his NFL debut vs. Bal. (9/13)... Strip-sacked Lions QB Matthew Stafford in the fourth quarter on *Sunday Night Football*... Recorded four tackles (2 solo), one sack (7 yds.), one forced fumble on special teams and three solo special-teams stops at Oak. (10/11)... Started his first career game at Cle. (10/18), finishing with nine tackles (6 solo), 1.5 sacks (10 yds.), three tackles for loss, one pass defended, one forced fumble and one fumble recovery... Notched four tackles (3 solo) and recovered a special-teams fumble that led to a fourth-quarter touchdown vs. N.E. (11/29)... Posted three solo stops, one sack (3 yds.) and one pass defended at S.D. (12/6)... Sacked Raiders QB Derek Carr for 12 yards and posted three solo tackles and one special-teams stop vs. Oak. (12/13)... Tallied two solo tackles and forced one fumble vs. S.D. (1/3)... Assisted on one tackle each in Denver's AFC Divisional Playoff Game vs. Pit. (1/17) and in Denver's AFC Championship Game vs. N.E. (1/24)... Posted one special-teams stop in Denver's Super Bowl 50 victory vs. Car. (2/7).

2014: Barrett, who entered the NFL with the Broncos as a college free agent, spent 16 weeks of the regular season competing on the club's practice squad... Was on the 53-man roster for the club's Week 7 game vs. S.F. (10/19) but was not activated... Active but did not play in Denver's AFC Divisional Playoff Game vs. Ind. (1/11).

COLLEGE: Barrett played three seasons (2011-13) for Colorado State University after transferring from the University of Nebraska-Omaha, which dropped its football program... Started 35-of-38 games for CSU and totaled 246 tackles (116 solo), 18 sacks (119 yds.), 32.5 tackles for a loss (149 yds.), three interceptions (101 yds.), six passes defended, seven forced fumbles, four fumble recoveries and three blocked kicks... Named Mountain West Conference Defensive Player of the Year as a senior in 2013 after ranking fifth in the nation with 12 sacks (77 yds.) and 20.5 tackles for a loss (98 yds.).

PERSONAL: Attended Boys Town (Neb.) High School, where he was an all-state defensive lineman... Named Athlete of the Year at Boys Town... Shaquil Akeem Barrett was born on Nov. 17, 1992, in Baltimore, Md.

BARRETT'S REGULAR SEASON RECORD

Year	Club	G	S	UT	A	TT	S-Yds.	I-Yds.	PD	FF	FR	TD-Int.	TD-FR	S	Pts.
2014	Denver	0	0	0	0	0	0-0	0-0	0	0	0	0	0	0	0
2015	Denver	16	6	28	13	41	5.5-39	0-0	4	3	1	0	0	0	0
2016	Denver	16	0	20	11	31	1.5-14.5	0-0	2	1	0	0	0	0	0
2017	Denver	6	6	13	4	17	2-9	0-0	0	0	0	0	0	0	0
CAREER TOTALS		38	12	61	28	89	9-62.5	0-0	6	4	1	0	0	0	0

ADDITIONAL STATISTICS: *Special-teams tackles* — 2015 (9), 2016 (5) **TOTAL (14)**. *Special-teams FF* — 2015 (1), **TOTAL (1)**. *Special-teams FR* — 2015 (1), **TOTAL (1)**. *Blocked Extra Point* — 2016 (1), **TOTAL (1)**.

BARRETT'S POSTSEASON RECORD

Year	Club	G	S	UT	A	TT	S-Yds.	I-Yds.	PD	FF	FR	TD-Int.	TD-FR	S	Pts.
2014	Denver	0	0	0	0	0	0-0	0-0	0	0	0	0	0	0	0
2015	Denver	3	0	0	2	2	0-0	0-0	0	0	0	0	0	0	0
CAREER TOTALS		3	0	0	2	2	0-0	0-0	0	0	0	0	0	0	0

ADDITIONAL STATISTICS: *Special-teams tackles* — 2015 (1), **TOTAL (1)**.

BARRETT'S SINGLE-GAME HIGHS

(Postseason in parentheses)

Tackles — 9 at Cleveland, 10/18/15 (1, twice, last vs. New England, 1/24/16). **Sacks** — 1.5 at Cleveland, 10/18/15 (none). **Forced fumbles** — 1, four times, last vs. San Diego, 1/3/16 (none). **Recovered fumbles** — 1 at Cleveland, 10/18/15 (none). **Special-teams tackles** — 3 at Oakland, 10/1/15 (1 vs. Carolina, 2/7/16).

SHAQUIL BARRETT'S 2017 GAME-BY-GAME

(Victories asterisked)

2017 DENVER (3-3)		TACKLES									
Date	Opponent	P/S	UT	A	TT	S-Yds.	I-Yds.	PD	FF	FR	
Sep 11	vs. LA Chargers*	S	1	0	1	1-7	0-0	0	0	0	
Sep 17	vs. Dallas*	S	4	3	7	0-0	0-0	0	0	0	
Sep 24	at Buffalo	S	2	0	2	0-0	0-0	0	0	0	
Oct 1	vs. Oakland*	S	2	0	2	0-0	0-0	0	0	0	
Oct 15	vs. New York Giants	S	3	1	4	1-2	0-0	0	0	0	
Oct 22	at LA Chargers	S	1	0	1	0-0	0-0	0	0	0	
Season Totals			6/6	13	4	17	2-9	0-0	0	0	0



GARETT BOLLES

TACKLE



6-5 • 300 • R • UTAH

BORN: May 27, 1992, in Lehi, Utah

HIGH SCHOOL: Westlake (Utah) High School

ACQUIRED: Draft #1 (20th overall), 2017

NFL YEAR: 1st • **YEAR WITH BRONCOS:** 1st

NFL GAMES PLAYED/STARTED: 6/6

BOLLES AT A GLANCE:

- A rookie left tackle who has started six games with Denver in his initial NFL season.
- Started all 13 games played at left tackle in his only season at the University of Utah after beginning his collegiate career at Snow College.
- Named First-Team All-Pacific-12 Conference after playing 891 snaps for the Utes during his junior season in 2016.
- Opened all 21 games played at Snow College (2014-15), earning National Junior College Athletic Association honors following his freshman and sophomore seasons.
- Attended Westlake (Utah) High School, where he played on both the offensive and defensive lines in addition to participating in lacrosse.
- Served on an LDS Church Mission in Colorado Springs, Colo., for two years before attending Snow College.
- Declared for the NFL Draft following his junior season at Utah.
- Selected by the Broncos in the first round (20th overall) of the 2017 NFL Draft.

CAREER TRANSACTIONS: Signed by Denver as a draft choice 5/11/17.




2017: Bolles became just the sixth rookie to start at left tackle for the Broncos in Week 1 (vs. LAC) since starting lineups were tracked beginning in 1968... Opened the game vs. Dal. (9/17) at left tackle before leaving with an injury... Started at left tackle at Buf. (9/24), vs. Oak. (10/1), vs. NYG (10/15) and at LAC (10/22).

COLLEGE: Bolles was named to the All-Pacific-12 First-Team in his only season with the University of Utah after opening all 13 games played (891 total snaps) at left tackle... Signed with Utah as the No. 1 overall junior college prospect... Contributed to the Utes averaging close to 30 points per game... Helped Utah's rushing offense rank third in the Pac-12 with 214.0 rushing yards per game... Played on an offensive line that allowed just 2.1 sacks per game... Earned NJCAA first-team All-American honors following his sophomore season at Snow College, starting all 11 games played... Named the 2015 Western State Football League Offensive Player of the Year in addition to picking up All-WSFL first-team honors... Helped Snow College finish No. 2 in the NJCAA rankings after winning the WSFL championship and Salt City Bowl.

PERSONAL: Bolles played on the offensive and defensive lines at Westlake (Utah) High School... Also competed in lacrosse... Last name is pronounced bowls... Served an LDS Church Mission in Colorado Springs, Colo., before playing collegiate football... Lists Greg and Emily Freeman as guardians after moving in with the Freeman family during high school... Garrett Bolles was born on May 27, 1992, in Lehi, Utah.

BOLLES' REGULAR SEASON RECORD

Year	Club	G	S
2017	Denver	6	6
CAREER TOTALS		6	6



DEVONTAE BOOKER

20

RUNNING BACK

5-11 • 219 • 2ND YR. • UTAH

BORN: May 27, 1992, in Sacramento, Calif.

HIGH SCHOOL: Grant Union High School, Sacramento, Calif.

ACQUIRED: Draft #4 (136th overall), 2016

NFL YEAR: 2nd • **YEAR WITH BRONCOS:** 2nd

NFL GAMES PLAYED/STARTED: 19/6



BOOKER AT A GLANCE:

- A second-year running back who rushed 174 times for a team-high 612 yards (3.5 avg.) with four touchdowns in his initial NFL season in 2016.
- Became the 13th rookie in Broncos history and first since 2009 to lead the team in rushing.
- Started 19-of-23 games played at the University of Utah after beginning his collegiate career at American River College.
- Rushed for 2,773 yards on 560 carries (5.0 avg.) with 21 touchdowns and caught 80 passes for 624 yards (7.8 avg.) with two touchdowns in his two seasons at Utah.
- Attended Grant Union High School in Sacramento, Calif., where he rushed for 2,884 yards and 45 touchdowns as a senior and was named to the *Sacramento Bee's* all-metro teams in 2008 and '09.
- Selected by the Broncos in the fourth round (136th overall) of the 2016 NFL Draft.

CAREER TRANSACTIONS: Signed by Denver as a draft choice 5/13/16.



2017: Booker was inactive vs. LAC (9/11) and vs. Dal. (9/17) after spending the entire preseason on the PUP list... Was inactive at Buf. (9/24)... Made his regular-season debut vs. Oak. (10/1), finishing with three carries for 14 yards (4.7 avg.)... Caught four passes for 78 yards (19.5 avg.) vs. NYG (10/15)... Carried two times for six yards and caught three passes for 22 yards (7.3 avg.) at LAC (10/22).

2016: Selected by the Broncos in the fourth round (136th overall) of the 2016 NFL Draft, Booker led the team in rushing with 174 carries for 612 yards (3.5 avg.) with four touchdowns... Added 31 catches for 265 yards (8.5 avg.) with one touchdown... Became the 13th rookie in team history and first since 2009 (Knowshon Moreno) to lead the team in rushing... Carried three times for eight yards (2.7 avg.) in his NFL debut vs. Car. (9/8)... Scored his first career touchdown (1 yd.) and finished with 17 carries for 83 yards (4.9 avg.) vs. Hou. (10/24)... Rushed 24 times for 76 yards (3.2 avg.) at N.O. (11/13)... Rushed 24 times for 79 yards (3.3 avg.) and caught one pass for 22 yards vs. K.C. (11/27)... Carried 18 times for 35 yards (1.9 avg.) at Jac. (12/4)... Recorded his first two-touchdown game vs. Oak. (1/1), finishing with 14 carries for 57 yards (4.1 avg.) with one score and two catches for 52 yards (26.0 avg.) with one touchdown... Became just the seventh Broncos rookie—and the first in 15 years (Clinton Portis, 12/15/12)—to record a touchdown on the ground and through the air in the same game.

COLLEGE: Booker started 19-of-23 games played at the University of Utah after beginning his collegiate career at American River College... Opened the first 10 games of 2015 before suffering a season-ending knee injury, finishing with 1,261 yards on 268 carries (4.7 avg.) with 11 touchdowns in addition to catching 37 passes for 318 yards (8.6 avg.)... Led the nation with 305 touches from scrimmage (30.5 per game) and carries per game (26.8) at the time of his knee injury... Named a Maxwell Award semifinalist (national player of the year) and Doak Walker Award semifinalist (nation's top running back) in addition to earning All-Pac-12 second-team honors... Started 9-of-13 contests his junior season, finishing with 292 carries for 1,512 yards

BOOKER LEADS BRONCOS IN RUSHING AS A ROOKIE

ROOKIE RUNNING BACKS TO LEAD BRONCOS IN RUSHING, SINGLE SEASON

Year	Player	Yards
1960	Dave Rolle	501
1963	Billy Joe	649
1967	Floyd Little	381
1982	Gerald Willhite	347
1989	Bobby Humphrey	1,151
1995	Terrell Davis	1,117
1999	Olandis Gary	1,159
2000	Mike Anderson	1,487
2002	Clinton Portis	1,508
2007	Selvin Young	729
2008	Peyton Hillis	343
2009	Knowshon Moreno	947
2016	Devontae Booker	612

(5.2 avg.) with 10 touchdowns in addition to 43 catches for 306 yards (7.1 avg.) with two touchdowns... Posted the second-most yards (1,512) and third-most carries (292) in school history, earning a first-team All-Pac-12 selection... Did not play football during the 2013 season.

PERSONAL: Booker attended Grant Union High School in Sacramento, Calif., where he rushed for 2,884 yards and 45 touchdowns as a senior... Helped Grant High to the 2008 CIF State Open Division state title as a junior, leading the team in rushing yards (1,850) and touchdowns (36)... Named to the *Sacramento Bee's* all-metro teams in 2008 and 2009... Received a bachelor's degree in sociology in December of 2015... Devontae Booker was born on May 27, 1992, in Sacramento, Calif.

BOOKER'S REGULAR SEASON RECORD

Year	Club	G	S	RUSHING				RECEIVING				SCORING							
				No.	Yds.	Avg.	LG	TD	No.	Yds.	Avg.	LG	TD	TD	TDp	TDrt	2pt	Pts.	
2016	Denver	16	6	174	612	3.5	18	4	31	265	8.5	43t	1	5	4	1	0	0	30
2017	Denver	3	0	6	22	3.7	5	0	7	100	14.3	29	0	0	0	0	0	0	0
CAREER TOTALS		19	6	180	634	3.5	18	4	38	365	9.6	43t	1	5	4	1	0	0	30

ADDITIONAL STATISTICS: Miscellaneous tackles — 2016 (1), TOTAL (1). Miscellaneous FR — 2016 (2), TOTAL (2).

BOOKER'S SINGLE-GAME HIGHS

(Postseason in parentheses)

Rushes — 24, twice, last vs. Kansas City, 11/27/16 (none). **Rushing yards** — 83 vs. Houston, 10/24/16 (none). **Longest rush** — 18 vs. San Diego, 10/30/16 (none). **Rushing touchdowns** — 1, four times, last vs. Oakland, 1/1/17 (none). **Receptions** — 6 at Kansas City, 12/25/16 (none). **Receiving yards** — 78 vs. New York Giants, 10/15/17 (none). **Longest reception** — 43t vs. Oakland, 1/1/17 (none). **Receiving touchdowns** — 1 vs. Oakland, 1/1/17 (none). **Total touchdowns** — 2 vs. Oakland, 1/1/17 (none).

DEVONTAE BOOKER'S 2017 GAME-BY-GAME

(Victories asterisked)

2017 DENVER (3-3)		RUSHING				RECEIVING				SCORING				
Date	Opponent	P/S	No.	Yds.	Avg.	LG	TD	No.	Yds.	Avg.	LG	TD	2pt.	Pts.
Sep 11	vs. LA Chargers*							INACTIVE						
Sep 17	vs. Dallas*							INACTIVE						
Sep 24	at Buffalo							INACTIVE						
Oct 1	vs. Oakland*	P	3	14	4.7	5	0	0	0	—	—	0	0	0
Oct 15	vs. New York Giants	P	1	2	2.0	2	0	4	78	19.5	29	0	0	0
Oct 22	at LA Chargers	P	2	6	3.0	6	0	3	22	7.3	15	0	0	0
Season Totals		3/0	6	22	3.7	5	0	7	100	14.3	29	0	0	0



JAMAL CARTER

20

SAFETY



6-1 • 215 • R • MIAMI

BORN: April 12, 1994, in Naranja, Fla.

HIGH SCHOOL: Southbridge High School, Miami, Fla.

ACQUIRED: College Free Agent, 2017

NFL YEAR: 1st • **YEAR WITH BRONCOS:** 1st

NFL GAMES PLAYED/STARTED: 6/0

CARTER AT A GLANCE:

- A rookie safety from the University of Miami who made the Broncos out of training camp in 2017 as a college free agent.
- Played 50 games (15 starts) in four seasons at Miami (2013-16), totaling 165 tackles (96 solo), two interceptions and 10 passes defended.
- Entered the NFL with Denver as a college free agent on May 15, 2017.

CAREER TRANSACTIONS: Signed by Denver as a college free agent on 5/15/17.



2017: Carter became the 13th in undrafted Bronco in 14 seasons to make the first 53-man roster after leading all Broncos in the preseason with 19 tackles (13 solo)... Made his NFL debut vs. LAC (9/11)... Saw action vs. Dal. (9/17)... Notched one special-teams stop at Buf. (9/24)... Played vs. Oak. (10/1), vs. NYG (10/15) and at LAC (10/22).

COLLEGE: Carter saw action in 50 games (15 starts) at the University of Miami (Fla.), totaling 165 tackles (96 solo), two interceptions (48 yds.) and 10 passes defended... Opened 12-of-13 games played as a senior, leading the team with 85 tackles (53 solo) in addition to posting three passes defended... Recorded a career-best nine tackles at Georgia Tech (10/1)... Appeared in 12 games (1 start) as a junior, recording 49 tackles (23 solo), one interception (48 yds.), three passes defended and one forced fumble... Played 13 games (2 starts) as a sophomore and finished with 26 tackles (15 solo), one interception and six passes defended... Saw action in all 12 games as a true freshman, seeing action on special teams and returning four kickoffs for 60 yards.

PERSONAL: Carter recorded 73 tackles and one interception as a senior at Soutbridge Senior High School in Miami, Fla... Jamal Carter was born on April 12, 1994, in Naranja, Fla.

CARTER'S REGULAR SEASON RECORD

Year	Club	G	S	UT	A	TT	S-Yds.	I-Yds.	PD	FF	FR	TD-Int.	TD-FR	S	Pts.
2017	Denver	6	0	0	0	0	0-0	0-0	0	0	0	0	0	0	0
CAREER TOTALS		6	0	0	0	0	0-0	0-0	0	0	0	0	0	0	0

ADDITIONAL STATISTICS: Special-teams tackles — 2017 (1), TOTAL (1).

JAMAL CARTER'S 2017 GAME-BY-GAME

(Victories asterisked)

2017 DENVER (3-3)		TACKLES											
Date	Opponent	P/S	UT	A	TT	S-Yds.	I-Yds.	PD	FF	FR			
Sep 11	vs. LA Chargers*	P	0	0	0	0-0	0-0	0	0	0			
Sep 17	vs. Dallas*	P	0	0	0	0-0	0-0	0	0	0			
Sep 24	at Buffalo	P	0	0	0	0-0	0-0	0	0	0			
Oct 1	vs. Oakland*	P	0	0	0	0-0	0-0	0	0	0			
Oct 15	vs. New York Giants	P	0	0	0	0-0	0-0	0	0	0			
Oct 22	at LA Chargers	P	0	0	0	0-0	0-0	0	0	0			
Season Totals			6/0	0	0	0	0-0	0-0	0	0	0		



JAMAAL CHARLES

28

RUNNING BACK

5-11 • 199 • 10TH YR. • TEXAS

BORN: Dec. 27, 1986, in Port Arthur, Texas

HIGH SCHOOL: Memorial High School, Port Arthur, Texas

ACQUIRED: Free Agent, 2017

NFL YEAR: 10th • **YEAR WITH BRONCOS:** 1st

NFL GAMES PLAYED/STARTED: 109/70 • **POSTSEASON GP/GS:** 2/1



CHARLES AT A GLANCE:

- A 10th-year player who in his first nine NFL seasons with Kansas City (2008-16) amassed the most rushing yards in Chiefs history (7,260).
- Rushed 42 times for 196 yards (4.7 avg.) with one touchdown in addition to catching eight passes for 43 yards (5.4 avg.) in his first season with Denver in 2017.
- Boasts the highest career rushing average (5.4) in NFL history, averaging more than five yards per carry in every NFL season he has played more than four games.
- Named to four Pro Bowls (2010, 2012-14) in addition to earning three Associated Press All-Pro honors (first team—2010, '13; second team—2012).
- Appeared in 103 regular-season games (69 starts) and two postseason contests (1 start), totaling 1,332 rushes for 7,260 yards (5.5 avg.) with 43 touchdowns to go along with 285 receptions for 2,457 yards (8.6 avg.) with 20 touchdowns.
- Recorded 23 career 100-yard rushing games and has topped 200 yards on three occasions.
- Topped 1,000 yards rushing in five of six seasons from 2009-2014, posting the sixth-most rushing yards (6,499) in the NFL during that span.
- Led the NFL with 33 combined touchdowns (21 rushing and 12 receiving) between the 2013-14 seasons.
- Rushed for 3,328 yards and 36 touchdowns on 533 carries (6.2 avg.) to go along with 49 catches for 539 yards (11.0 avg.) with three scores during his three seasons (2005-07) at the University of Texas.
- Received four All-America honors for the Longhorns in track and field (60m indoor, 100m outdoor, 200m outdoor, 4x100m relay outdoor).
- Joined the Broncos as a free agent on May 2, 2017.
- Selected by Kansas City in the third round (73rd overall) of the 2008 NFL Draft

28's TROPHY CASE

Pro Bowls (4) 2010, 2012-14
All-Pro (First Team) (2) 2010, '13
All-Pro (Second Team) (1) 2012

CAREER TRANSACTIONS: Signed by Kansas City as a draft choice 7/21/08; Released by Kansas City 2/28/17; Signed by Denver 5/2/17.



2017: Charles made his Broncos debut vs. LAC (9/11), and finished with 10 rushes for 40 yards (4.0 avg.)... Carried nine times for 46 yards (5.1 avg.) and caught one pass for six yards vs. Dal. (9/17)... Rushed nine times for 56 yards (6.2 avg.) with one touchdown, tying Jason Witten for the 11th most touchdowns (65) among active players... Rushed five times for 33 yards (6.6 avg.) and caught one pass for 14 yards vs. Oak. (10/1)... Rushed five times for 19 yards (3.8 avg.) and caught one pass for 2 yards vs. NYG (10/15)... Carried four times and caught four passes for 20 yards at LAC (10/22).

2016: Charles saw action in three games for Kansas City, rushing 12 times for 40 yards (3.3 avg.) with one touchdown and catching two passes for 14 yards (7.0 avg.)... Was inactive for the first three games before making his season-debut at Pit. (10/2)... Played two more contests before being placed on injured reserve on Nov. 1.

2015: Charles started the first five games of the season before tearing his ACL and missing the rest of the season... Rushed 71 times for 364 yards (5.1 avg.) with four touchdowns in addition to catching 21 passes for 177 yards (8.4 avg.) with one score... Rushed for more than 100 yards for the 23rd time in his career (21-125-1 TD) vs. Den. (9/17)... Placed on injured reserve on Oct. 13.

2014: Charles opened all 15 games played and recored his Chiefs' franchise-record fifth 1,000-yard rushing season... Earned his fourth Pro Bowl invitation after scoring 14 total touchdowns... Finished the season with 206 carries for 1,033 yards (5.0 avg.) with nine touchdowns... Added 40 receptions for 291 yards (8.3 avg.) with five touchdowns... Scored in eight consecutive games through the ground or air from Weeks 7-14... Produced

CHARLES LEADS NFL RUNNING BACKS IN RUSHING AVERAGE

HIGHEST CAREER RUSHING AVG., RUNNING BACKS, CAREER, MIN. 500 ATT.

Player	Years	Att.	Yds.	Avg.	TD
1. Jamaal Charles, K.C./Den.	2008-present	1,374	7,456	5.43	44
2. Bo Jackson, LAA	1987-90	515	2,782	5.40	16
3. Jim Brown, Cle.	1957-65	2,359	12,312	5.22	106
4. Dan Towler, LAN	1950-55	672	3,493	5.20	43
5. Merucry Morris, Mia./S.D.	1969-76	804	4,133	5.14	31

his highest rushing output of the season vs. Sea. (11/16), finishing with 20 carries for 159 yards (8.0 avg.) with two touchdowns.

2013: Charles amassed an AFC-high 1,980 yards from scrimmage (1,287 rushing, 693 receiving) while earning Associated Press First-Team All-Pro honors for the second time in his career and his second consecutive Pro Bowl nod... Scored 19 total touchdowns (12 rushing and seven receiving) to give him the most points (114) in the NFL among non-kickers... Led the NFL with 12 rushing touchdowns... Ranked first in the AFC and third in the NFL with 1,287 rushing yards on 259 carries (5.0 avg.)... Added a career-high 70 receptions for 693 yards (9.9 avg.) with seven touchdowns... Topped 100-yards rushing four times while adding his second career 100-yard receiving outing... Became the fifth player in team history to record more than 1,000 career rushing attempts, crossing that mark against Denver (12/1)... Had a career day at Oakland (12/15), catching a career-high eight passes for a career-best 195 yards with four receiving touchdowns and adding one rushing score... Became the first player in NFL history to record four receiving touchdowns and at least one rushing touchdown in the same game... Scored the second-most touchdowns in NFL history (tied with 12 other players) and the most in a single game since the AFL-NFL merger in 1970 in the game against the Raiders.

2012: Charles returned from a season-ending knee injury the second game of the 2011 season to rush 285 times for a career-high 1,509 yards (5.3 avg.) with five touchdowns, earning a trip to his second Pro Bowl... Named Second-Team All-Pro by the Associated Press after recording six 100-yard rushing games, including two 200-yard rushing outings... Topped the 200-yard rushing mark for the first time in his career at N.O. (9/23), finishing with a career-high 33 rushes for 233 yards (7.1 avg.) with one touchdown... Joined Pro Football Hall of Famer Jim Brown as the only players in NFL history to record at least 225 rushing yards and 50 receiving yards in the same game against New Orleans... Ran for more than 100 yards in three consecutive games from Weeks 12-14... Registered his second 200-yard rushing game vs. Ind. (12/23), totaling 22 carries for 226 yards (10.3 avg.) with one touchdown.

2011: Charles played two games (1 start) before suffering a season-ending injury and being placed on injured reserve on Sept. 21.

2010: Charles earned his first Pro Bowl selection after rushing for the second-most rushing yards (1,467) in the league on 230 carries (6.4 avg.) with five touchdowns... Added 45 catches for 468 yards (10.4 avg.) with three touchdowns... Rushed for more than 85 yards in 10 games, including four games with more than 100 yards... Made his postseason debut in Kansas City's AFC Wild Card Game vs. Bal. (1/9), finishing with nine carries for 82 yards (9.1 avg.), including a 41-yard touchdown.

2009: Charles started 10-of-15 games played, posting his first career 1,000-yard rushing season... Finished with 190 carries for 1,120 yards (5.9 avg.) with seven touchdowns while adding 40 receptions for 297 yards (7.4 avg.) with one touchdown... Contributed on special teams, returning 36 kickoffs for 925 yards (25.7 avg.) with one touchdown and making five special-teams stops... Amassed 655 yards on 94 carries (7.0 avg.) with four touchdowns during the final four games of the season... Topped the 200-yard rushing mark in the season finale at Den. (1/3), rushing 25 times for 259 yards (10.4 avg.) with two touchdowns.

2008: Selected by Kansas City in the third round of the 2008 NFL Draft (73rd overall), Charles appeared in all 16 games (2 starts) as a rookie... Rushed 67 times for 357 yards (5.3 avg.) in addition to catching 27 passes for 272 yards (10.1 avg.) with one touchdown... Returned 15 kickoffs for 321 yards (21.4 avg.)... Made his NFL debut and his first career start at N.E. (9/7)... Topped 100 yards rushing (18-106) for the first time in his career vs. T.B. (11/2).

COLLEGE: Charles opened 17-of-38 games played at the University of Texas (2005-07), concluding his collegiate career with 533 carries for 3,328 yards (6.2 avg.) with 36 touchdowns... Added 49 receptions for 539 yards (11.0 avg.) with three touchdowns... Earned First-Team All-Big 12 Conference Honors as a junior in 2007 after rushing 258 times for a career-high 1,619 yards (6.3 avg.)—the fifth-highest single-season rushing total in Texas history—with 18 touchdowns... Saw action in 12 games (one start) as a sophomore in 2006, carrying the ball 156 times for 831 yards (5.3 avg.) with seven touchdowns and adding 18 receptions for 183 yards (10.2 avg.) with one score... Played 13 games (3 starts) as a true freshman on Texas' National Championship Team in 2005, rushing 119 times for 878 yards (7.4 avg.) with 11 touchdowns, while catching 14 passes for 157 yards (11.2 avg.) with two touchdowns... Earned four All-American honors for the Longhorns in track and field (60m indoor, 100m outdoor, 200m outdoor, 4x100m relay outdoor).

PERSONAL: Charles was a two-time first-team Class 5A All-State selection and 2005 *Parade* All-American at Memorial High School in Port Arthur, Texas... Rushed for 4,107 yards and 50 touchdowns his final two high school seasons, breaking the Port Arthur City rushing record... Received the Willie Ray Smith Award twice in high school, given to the Southeast Texas Offensive MVP... Lettered in track, winning state titles in the 100 and

300-meter hurdles as a senior... Received a bronze medal in the 400-meter hurdles at the 2003 World Youth Championships... Active in the Special Olympics community... Jamaal Charles was born on Dec. 27, 1986, in Port Arthur, Texas.

CHARLES' REGULAR SEASON RECORD

Year	Club	G	S	RUSHING				RECEIVING				SCORING							
				No.	Yds.	Avg.	LG	TD	No.	Yds.	Avg.	LG	TD	TDr	TDp	TDrt	2pt	Pts.	
2008	Kansas City	16	2	67	357	5.3	30	0	27	272	10.1	75	1	1	0	1	0	0	6
2009	Kansas City	15	10	190	1120	5.9	76t	7	40	297	7.4	49	1	9	7	1	1	1	56
2010	Kansas City	16	6	230	1467	6.4	80	5	45	468	10.4	31	3	8	5	3	0	0	48
2011	Kansas City	2	1	12	83	6.9	24	0	5	9	1.8	9	1	1	0	1	0	0	6
2012	Kansas City	16	15	285	1509	5.3	91t	5	35	236	6.7	22	1	6	5	1	0	0	36
2013	Kansas City	15	15	259	1287	5.0	46	12	70	693	9.9	71t	7	19	12	7	0	0	114
2014	Kansas City	15	15	206	1033	5.0	63t	9	40	291	7.3	30t	5	14	9	5	0	0	84
2015	Kansas City	5	5	71	364	5.1	34t	4	21	177	8.4	26	1	5	4	1	0	0	30
2016	Kansas City	3	0	12	40	3.3	17	1	2	14	7.0	16	0	1	1	0	0	0	6
2017	Denver	6	0	42	196	4.7	19	1	8	43	5.4	14	0	1	1	0	0	0	6
CAREER TOTALS		109	69	1,374	7,456	5.4	91t	44	293	2,500	8.5	75	20	65	44	20	1	1	392

ADDITIONAL STATISTICS: Kickoff Returns — 2008 (15 for 321 yards, 21.4 avg., 40 LG, 0 TD), 2009 (36 for 925 yards, 25.7 avg., 97t LG, 1 TD), TOTAL (51 for 1,246, 24.4 avg., 97t LG, 1 TD). Special-teams tackles — 2008 (1), 2009 (5), TOTAL (6). Miscellaneous tackles — 2008 (2), 2009 (2), 2010 (1), 2011 (1), 2012 (1), 2013 (4), 2015 (1), 2016 (1), TOTAL (13). Miscellaneous FR — 2009 (3), 2010 (3), 2013 (1), 2014 (1), TOTAL (8).

CHARLES' POSTSEASON RECORD

Year	Club	G	S	RUSHING				RECEIVING				SCORING							
				No.	Yds.	Avg.	LG	TD	No.	Yds.	Avg.	LG	TD	TDr	TDp	TDrt	2pt	Pts.	
2010	Kansas City	1	0	9	82	9.1	41t	1	1	15	15.0	15	0	1	1	0	0	0	6
2013	Kansas City	1	1	3	18	6.0	7	0	0	0	—	—	0	0	0	0	0	0	0
CAREER TOTALS		2	1	12	100	8.3	41t	1	1	15	15.0	15	0	1	1	0	0	0	6

ADDITIONAL STATISTICS: Miscellaneous FR — 2010 (1), TOTAL (1).

CHARLES' SINGLE-GAME HIGHS

(Postseason in parentheses)

Rushes — 33 at New Orleans, 9/23/12 (9 vs. Baltimore, 1/9/11). **Rushing yards** — 259 at Denver, 1/3/10 (82 vs. Baltimore, 1/9/11). **Longest rush** — 91t at New Orleans, 9/23/13 (41t vs. Baltimore, 1/9/11). **Rushing touchdowns** — 3 at Green Bay, 9/28/15 (1 vs. Baltimore, 1/9/11). **Receptions** — 8, twice, last at Oakland, 12/15/13 (1 vs. Baltimore, 1/9/11). **Receiving yards** — 195 at Oakland, 12/15/13 (15 vs. Baltimore, 1/9/11). **Longest reception** — 75 vs. Miami, 12/21/08 (15 vs. Baltimore, 1/9/11). **Receiving touchdowns** — 4 at Oakland, 12/15/13 (none). **Total touchdowns** — 5 at Oakland, 12/15/13 (1 vs. Baltimore, 1/9/11). **All-Purpose Yards** — 288 at New Orleans, 9/23/12 (97 vs. Baltimore, 1/9/11).

CHARLES' 100-YARD RUSHING GAMES (23)

**denotes win (Charles' teams are 11-12 when he records 100 or more yards rushing in a game.)*

Date	Opponent	No.	Yds.	Avg.	LG	TD
11/2/08	vs. Tampa Bay	18	106	5.9	22	0
11/15/09	at Oakland*	18	103	5.7	44t	1
12/13/09	vs. Buffalo	20	143	7.2	76t	1
12/20/09	vs. Cleveland	25	154	6.2	47t	1
12/27/09	at Cincinnati	24	102	4.3	14	0
1/3/10	at Denver*	25	259	10.4	56t	2
10/31/10	vs. Buffalo*	22	177	8.0	32	0
11/28/10	at Seattle*	22	173	7.9	29	1
12/5/10	vs. Denver*	21	116	5.5	16	0
12/19/10	at St. Louis*	11	126	11.5	80	1
9/23/12	at New Orleans*	33	233	7.1	91t	1
10/7/12	vs. Baltimore	31	140	4.5	25	0
11/12/12	at Pittsburgh	23	100	4.3	12t	1
11/25/12	vs. Denver	23	107	4.7	15	0
12/2/12	vs. Carolina*	27	127	4.7	16	0
12/9/12	at Cleveland	18	165	9.2	80t	1
12/23/12	vs. Indianapolis	22	226	10.3	86t	1
10/6/13	at Tennessee*	22	108	4.9	18	1
11/24/13	vs. San Diego	14	115	8.2	46	2
12/8/13	at Washington*	19	150	7.9	35	1
12/22/13	vs. Indianapolis	13	106	8.2	31t	1
11/16/14	vs. Seattle*	20	159	8.0	47	2
9/17/15	vs. Denver	21	125	6.0	34t	1

JAMAAL CHARLES' 2017 GAME-BY-GAME

(Victories asterisked)

2017 DENVER (3-3)			RUSHING					RECEIVING					SCORING	
Date	Opponent	P/S	No.	Yds.	Avg.	LG	TD	No.	Yds.	Avg.	LG	TD	2pt.	Pts.
Sep 11	vs. LA Chargers*	P	10	40	4.0	12	0	0	0	—	—	0	0	0
Sep 17	vs. Dallas*	P	9	46	5.1	14	0	1	6	6.0	6	0	0	0
Sep 24	at Buffalo	P	9	56	6.2	19	1	1	1	1.0	1	0	0	6
Oct 1	vs. Oakland*	P	5	33	6.6	16	0	1	14	14.0	14	0	0	0
Oct 15	vs. New York Giants	P	5	19	3.8	6	0	1	2	2.0	2	0	0	0
Oct 22	at LA Chargers	P	4	2	0.5	3	0	4	20	5.0	9	0	0	0
Season Totals		6/0	42	196	4.7	19	1	8	43	5.4	14	0	0	6



TODD DAVIS

51

INSIDE LINEBACKER

6-1 • 230 • 4TH YR. • SACRAMENTO STATE

BORN: May 17, 1992, in Palmdale, Calif.

HIGH SCHOOL: Paraclete High School, Lancaster, Calif.

ACQUIRED: Waivers (New Orleans), 2014

NFL YEAR: 4th • YEAR WITH BRONCOS: 4th

NFL GAMES PLAYED/STARTED: 47/25 • POSTSEASON GP/GS: 4/0



DAVIS AT A GLANCE:

- A fourth-year linebacker who has seen action in a combined 47 regular-season games (25 starts) and four postseason contests with New Orleans (2014) and Denver (2014-17).
- Recorded 162 tackles (106 solo), 1.5 sacks (4.5 yds.), five passes defended, one forced fumble, three fumble recoveries and 12 special-teams stops in his first four NFL seasons.
- Finished as Denver's leading tackler in 2016 with 97 stops (64 solo) while adding 0.5 sacks (2.5 yds.), three passes defended, one forced fumble and one fumble recovery.
- Posted 14 tackles (11 solo) and seven special-teams stops for Denver in 2015.
- Totaled 17 tackles (9 solo), two passes defended and five special-teams tackles—all with Denver—in six games (2 starts) in 2014.
- Played 45 games for Sacramento State University and finished his collegiate career with 351 tackles (157 solo), 9.5 sacks (68 yds.), three interceptions (35 yds.), six passes defended and one blocked kick.
- Left Sacramento State ranked second in school history with 351 tackles (157 solo).
- Assigned to the Broncos via waivers from New Orleans on Nov. 13, 2014.
- Entered the NFL with New Orleans as a college free agent on June 23, 2014.

CAREER TRANSACTIONS: Signed by New Orleans as a college free agent 6/23/14; Waived by New Orleans 8/30/14; Signed by New Orleans (practice squad) 9/1/14; Waived by New Orleans 9/4/14; Signed by New Orleans (practice squad) 9/18/14; Signed by New Orleans (active roster) 10/18/14; Waived by New Orleans 10/20/14; Signed by New Orleans (practice squad) 10/22/14; Signed by New Orleans (active roster) 10/29/14; Waived by New Orleans 11/12/14; Claimed off waivers by Denver 11/13/14.



2017: Davis recorded three tackles (1 solo) vs. LAC (9/11)... Started vs. Dal. (9/17)... Led the team with 10 tackles (9 solo) and added one sack (2 yds.) at Buf. (9/24)... Notched two tackles vs. Oak. (10/1)... Posted nine tackles (4 solo) vs. NYG (10/15)... Led the team with 10 tackles (7 solo) at LAC (10/22).

2016: Davis led the team with 97 tackles (64 solo) and added 0.5 sacks (2.5 yds.), three passes defended, one forced fumble and one fumble recovery... Paced the team with seven tackles (6 solo) and added 0.5 sacks (2.5 yds.) vs. Car. (9/8)... Posted four tackles (2 solo) and recovered a fumble vs. Hou. (10/24)... Finished with a then career-high eight tackles (3 solo) and one pass defended vs. S.D. (10/30)... Tied for the team lead with six tackles (5 solo) at N.O. (11/13)... Registered six tackles (4 solo) before leaving the game with an injury at Ten. (12/11)... Tied for the team-lead with a career-best 13 tackles (7 solo) vs. N.E. (12/18)... Led the team with 13 tackles (10 solo), matching his career-high from the week before, and forced one fumble at K.C. (12/25).

2015: Davis appeared in all 16 regular-season games (2 starts) and all three of Denver's postseason contests, finishing with 14 tackles (11 solo) and seven special-teams stops... Recovered a fumble and a tackle on special teams at K.C. (9/17)... Led the team with a career-best three special-teams stops at Cle. (10/18)... Started and made four solo tackles vs. Oak. (12/13)... Played in Denver's AFC Divisional Playoff Game vs. Pit. (1/17), in Denver's AFC Championship Game vs. N.E. (1/24) and Denver's Super Bowl 50 victory vs. Car. (2/7).

2014: Davis, who entered the NFL with New Orleans as a college free agent, appeared in a combined nine regular-season games (2 starts) for the Saints and Broncos... Played three games for the Saints and recorded three special-teams stops... Waived by New Orleans on Nov. 12 and was claimed by Denver on Nov. 13... Saw action in six contests (2 starts) with the Broncos, totaling 17 tackles (9 solo), two passes defended and two special-teams stops... Made his Broncos debut vs. Mia. (11/23), playing 15 special-teams snaps and tallying a special-teams tackle... Recorded his first career defensive tackle at S.D. (12/14) and finished the game with four total stops (1 solo)... Made his first career start at middle linebacker on *Monday Night Football* at Cin. (12/22) and finished with a career-high seven tackles (3 solo)... Led the team with six tackles (5 solo) and recorded his first pass defended vs. Oak. (12/28).

COLLEGE: Davis played 45 games at Sacramento State University and finished his collegiate career ranked

second in school history with 351 tackles (157 solo) in addition to totaling 9.5 sacks (68 yds.), four forced fumbles, one fumble recovery, three interceptions (35 yds.), six passes defended and one blocked kick... Appeared in 12 games as a senior and tallied a team-leading 131 tackles (54 solo), five sacks (36 yds.), two forced fumbles, two interceptions (34 yds.), four passes defended and one blocked kick... Named a first-team All-Big Sky Conference selection and second-team All-America choice by *The Sports Network* following his senior year... Named second-team All-Big Sky and the team's defensive MVP as a junior.

PERSONAL: Davis attended Paraclete High School in Lancaster, Calif., where he recorded 119 tackles and three sacks as a senior to earn first-team all-state honors.... Todd Davis was born on May 17, 1992, in Palmdale, Calif.

DAVIS' REGULAR SEASON RECORD

Year	Club	G	S	UT	A	TT	S-Yds.	I-Yds.	PD	FF	FR	TD-Int.	TD-FR	S	Pts.
2014	N.O./Den.	9	2	9	8	17	0-0	0-0	2	0	0	0	0	0	0
2015	Denver	16	2	11	3	14	0-0	0-0	0	0	0	0	0	0	0
2016	Denver	16	15	64	33	97	0.5-2.5	0-0	3	1	1	0	0	0	0
2017	Denver	6	6	22	12	34	1-2	0-0	0	0	0	0	0	0	0
CAREER TOTALS		47	25	106	56	162	1.5-4.5	0-0	5	1	1	0	0	0	0

ADDITIONAL STATISTICS: *Special-teams tackles* — 2014 (5), 2015 (7), TOTAL (12). *Special-teams FR* — 2015 (1), TOTAL (1).

DAVIS' POSTSEASON RECORD

Year	Club	G	S	UT	A	TT	S-Yds.	I-Yds.	PD	FF	FR	TD-Int.	TD-FR	S	Pts.
2014	Denver	1	0	3	3	6	0-0	0-0	0	0	0	0	0	0	0
2015	Denver	3	0	0	0	0	0-0	0-0	0	0	0	0	0	0	0
CAREER TOTALS		4	0	3	3	6	0-0	0-0	0	0	0	0	0	0	0

DAVIS' SINGLE-GAME HIGHS

(Postseason in parentheses)

Tackles — 13, twice, last at Kansas City, 12/25/16 (6 vs. Indianapolis, 1/11/15). **Sacks** — 1 at Buffalo, 9/24/17 (none). **Sack yards** — 2.5 vs. Carolina, 9/8/16 (none). **Passes defended** — 2 vs. Oakland, 12/28/14 (none). **Special-teams tackles** — 3 at Cleveland, 10/18/15 (none).

TODD DAVIS' 2017 GAME-BY-GAME

(Victories asterisked)

2017 DENVER (3-3)		TACKLES									
Date	Opponent	P/S	UT	A	TT	S-Yds.	I-Yds.	PD	FF	FR	
Sep 11	vs. LA Chargers*	S	1	2	3	0-0	0-0	0	0	0	
Sep 17	vs. Dallas*	S	0	0	0	0-0	0-0	0	0	0	
Sep 24	at Buffalo	S	9	1	10	1-2	0-0	0	0	0	
Oct 1	vs. Oakland*	S	1	1	2	0-0	0-0	0	0	0	
Oct 15	vs. New York Giants	S	4	5	9	0-0	0-0	0	0	0	
Oct 22	at LA Chargers	S	7	3	10	0-0	0-0	0	0	0	
Season Totals			6/6	22	12	34	1-2	0-0	0	0	0



DILLON DAY

55

CENTER



6-4 • 299 • 1ST YR. • MISSISSIPPI STATE
BORN: Oct. 17, 1991, in West Monroe, La.
HIGH SCHOOL: West Monroe (La.) High School
ACQUIRED: College Free Agent, 2015
NFL YEAR: 1st • **YEAR WITH BRONCOS:** 1st
NFL GAMES PLAYED/STARTED: 0/0

DAY AT A GLANCE:

- A first-year offensive lineman who has competed on Denver’s practice squad during the last three seasons (2015-17).
- Opened 46-of-51 games at center during his collegiate career, anchoring a Bulldogs offensive line in 2014 that set 15 school records and won 10 games for the first time since 1999
- Entered the NFL with Denver as college free agent on May 2, 2015.

CAREER TRANSACTIONS: Signed by Denver as a college free agent 5/2/15; Waived by Denver 9/5/15; Signed by Denver (practice squad) 9/7/15; Waived by Denver 9/3/16; Signed by Denver (practice squad) 9/4/16; Waived by Denver 9/2/17; Signed by Denver (practice squad) 9/3/17; Signed by Denver (active roster) 10/21/17.



2017: Day competed on Denver’s practice squad for the first six weeks of the season before being signed to the active roster on Oct. 21... Was active but did not play at LAC (10/22).

2016: Day spent the entire season competing on Denver’s practice squad.


2015: Day, who entered the NFL as a college free agent with Denver on May 2, spent the entire season on Denver’s practice squad.

COLLEGE: Day opened 46-of-51 games at center during his collegiate career at Mississippi State University... Anchored a Bulldogs offensive line in 2014 that set 15 school records and won 10 games for the first time since 1999... Selected as a team captain by his peers during his senior year... Named to the 2012 Rimington Trophy (nation’s best center) Watch List... Earned Southeastern Conference Academic Honor-Roll distinction following his freshman and sophomore seasons.

PERSONAL: Day played offensive tackle at West Monroe (La.) High School, leading the team to a state championship his senior year and a state runner-up finish his junior season... Earned a bachelor’s degree in clinical exercise physiology... Dillon Anthony Day was born on Oct. 17, 1991, in West Monroe, La.

DAY’S REGULAR SEASON RECORD

Year	Club	G	S
2015	Denver	PRACTICE SQUAD	
2016	Denver	PRACTICE SQUAD	
2017	Denver	0	0
CAREER TOTALS		0	0



A.J. DERBY

83

TIGHT END



6-5 • 255 • 3RD YR. • ARKANSAS

BORN: Sept. 20, 1991, in Iowa City, Iowa

HIGH SCHOOL: Iowa City (Iowa) High School

ACQUIRED: Trade (New England), 2016

NFL YEAR: 3rd • **YEAR WITH BRONCOS:** 2nd

NFL GAMES PLAYED/STARTED: 16/4

DERBY AT A GLANCE:

- A third-year tight end who has appeared in 16 games (4 starts) with New England (2015-16) and Denver (2016-17) during his first three NFL seasons.
- Caught 16 passes for 160 yards (10.0 avg.) in six games with Denver in 2016 after being acquired in a mid-season trade with New England.
- Spent his initial NFL season in 2015 on injured reserve after suffering a season-ending injury in training camp.
- Played most of his college career as a quarterback before converting to a tight end before his senior season at the University of Arkansas, where he registered 22 receptions for 303 yards and three touchdowns.
- Began his collegiate career at the University of Iowa (2010-11) and Coffeyville Community College (2012) before playing his last two collegiate seasons at Arkansas.
- Acquired by the Broncos in a trade with the New England on Oct. 25, 2016.
- Selected by the Patriots in the sixth round (202nd overall) of the 2015 NFL Draft.

CAREER TRANSACTIONS: Signed by New England as a draft choice 5/8/15; Traded to Denver 10/25/16.



2017: Derby caught three passes for 34 yards (11.3 avg.) vs. LAC (9/11)... Saw action vs. Dal. (9/17)... Started and made one catch for five yards at Buf. (9/24)... Made four catches for 75 yards (18.8 avg.) with a 22-yard touchdown vs. Oak. (10/1)... Caught one pass for 10 yards vs. NYG (10/15)... Led Denver with six catches for 66 yards (11.0 avg.) at LAC (10/22).

2016: Derby caught 16 passes for 160 yards (10.0 avg.) in 10 combined games (3 starts) with New England (4 games) and Denver (6 games)... Saw action in 4-of-7 games with New England before being traded to Denver on Oct. 25... Made his NFL debut at Ari. (9/11)... Was inactive for Weeks 2-3 before appearing in three consecutive contests for the Patriots... Started and made his Broncos debut at Oak. (11/6)... Posted two catches for 22 yards (11.0 avg.) at N.O. (11/13)... Caught four passes for 43 yards (10.8 avg.) vs. K.C. (11/27)... Caught five passes for a career-best 57 yards (11.4 avg.) at Ten. (12/11)... Caught four passes for 35 yards (8.8 avg.) vs. N.E. (12/18) against his former team.

2015: Selected by the Patriots in the sixth round of the 2015 NFL Draft (202nd overall), Derby spent his entire rookie season on injured reserve after suffering a season-ending injury in training camp.

COLLEGE: Derby began his collegiate career at quarterback at the University of Iowa (2010-11) and Coffeyville Community College (2012) before transferring to the University of Arkansas (2013-14) and moving to tight end... Saw action in 18 games (8 starts) for the Razorbacks... Opened 7-of-11 games played at tight end as a senior, registering 22 receptions for 303 yards (13.7 avg.) with three touchdowns before suffering a season-ending injury.

PERSONAL: Derby earned first-team all-state honors following his junior and senior seasons at Iowa City High School, leading his team to a state championship as a senior... Completed 98-of-187 passes for 1,820 yards with 23 touchdowns while adding 752 yards rushing as a senior... Also lettered in basketball and baseball... Father, John, played one game in the NFL with Detroit in 1992... Uncle, Glenn, played two seasons in the NFL with New Orleans (1989-90)... A.J. Derby was born on Sept. 20, 1991, in Iowa City, Iowa.

DERBY'S REGULAR SEASON RECORD

Year	Club	G	S	No.	RECEIVING				SCORING					
					Yds.	Avg.	LG	TD	TD	TDp	TDrt	2pt	Pts.	
2015	New England													
2016	N.E./Den.	10	3	16	160	10.0	17	0	0	0	0	0	0	0
2017	Denver	6	1	15	190	12.7	29	1	1	0	1	0	0	6
CAREER TOTALS		16	4	31	350	11.3	29	1	1	0	1	0	0	6
BRONCOS TOTALS		12	4	31	350	11.3	29	1	1	0	1	0	0	6

ADDITIONAL STATISTICS: Miscellaneous tackles — 2017 (2), TOTAL (2).

DERBY'S SINGLE-GAME HIGHS

(Postseason in parentheses)

Receptions — 6 at Los Angeles Chargers, 10/17/16 (none). **Receiving yards** — 75 vs. Oakland, 10/1/17 (none). **Longest reception** — 29 vs. Oakland, 10/1/17 (none). **Receiving touchdowns** — 1 vs. Oakland, 10/1/17 (none).

A.J. DERBY'S 2017 GAME-BY-GAME

(Victories asterisked)

2017 DENVER (3-3)			RECEIVING					SCORING	
Date	Opponent	P/S	No.	Yds.	Avg.	LG	TD	2pt.	Pts.
Sep 11	vs. LA Chargers*	P	3	34	11.3	13	0	0	0
Sep 17	vs. Dallas*	P	0	0	—	—	0	0	0
Sep 24	at Buffalo	S	1	5	5.0	5	0	0	0
Oct 1	vs. Oakland*	P	4	75	18.8	29	1	0	6
Oct 15	vs. New York Giants	P	1	10	10.0	10	0	0	0
Oct 22	at LA Chargers	P	6	66	11.0	23	0	0	0
Season Totals		6/1	15	190	12.6	29	1	0	6



RILEY DIXON

9

PUNTER



6-4 • 221 • 2ND YR. • SYRACUSE

BORN: Aug. 24, 1993, in Oneida, N.Y.

HIGH SCHOOL: Christian Brother Academy, Syracuse, N.Y.

ACQUIRED: Draft #7 (228th overall), 2016

NFL YEAR: 2nd • YEAR WITH BRONCOS: 2nd

NFL GAMES PLAYED/STARTED: 22/0

DIXON AT A GLANCE:

- A second-year punter who has produced 115 punts for 5,239 yards (45.6 avg. / 40.7 net) with 36 punts inside the 20-yard line.
- Punted 89 times for 4,068 yards (45.7 avg.) with Denver in 2016, setting an NFL rookie record for single-season net punting average (41.3).
- Played 39 games for Syracuse University after joining the team as a walk-on, totaling 218 punts for 9,291 yards (42.9 avg.) with 72 punts inside the 20-yard line.
- Selected by the Broncos in the seventh round (228th overall) of the 2016 NFL Draft.

CAREER TRANSACTIONS: Signed by Denver as a draft choice 5/11/16.



2017: Dixon punted three times for 144 yards (48.0 avg. / 49.0 net) vs. LAC (9/11)... Punted three times for 129 yards (43.0 avg. / 36.7 net) vs. Dal. (9/17)... Punted three times for 125 yards (41.7 avg.) and made one special-teams tackle at Buf. (9/24)... Registered six punts for 271 yards (45.2 avg. / 43.8 net) with three punts inside the 20-yard line vs. Oak. (10/1)... Punted three times for 153 yards (51.0 avg. / 44.3 net) vs. NYG (10/15)... Punted eight times for 349 yards (43.6 avg. / 32.6 net) and made one special-teams tackle at LAC (10/22).

2016: Selected in the seventh round (228th overall) of the 2016 NFL Draft, Dixon punted 89 times for 4,068 yards (45.7 avg. / 41.3 net)... Finished with the highest net punting average (41.3) by a rookie in NFL history... Punted seven times for 330 yards (47.1 avg. / 41.9 net) with five punts inside the 20-yard line at T.B. (10/2)... Punted five times for 253 yards (50.6 avg. / 47.8 net), including a 68-yard punt from the end zone with just over two minutes remaining in the game vs. S.D. (10/30)... Punted 11 times for 506 yards—the fifth-most yards in team history—(46.0 avg. / 40.8 net) with three punts inside the 20-yard line at Jac. (12/4)... Punted five times for 207 yards (41.4 avg. / 38.0 net) with two punts inside the 20-yard line in addition to completing a 16-yard pass at Ten. (12/11)... Became the second Broncos punter ever and first since Chris Norman (vs. K.C. on 11/16/86) to complete a pass.

COLLEGE: Dixon played 39 games for Syracuse University after joining the team as a walk-on, totaling 218 punts for 9,291 yards (42.9 avg.) with 72 punts inside the 20-yard line... Appeared in 12 games in 2015, totaling 65 punts for 2,839 yards (43.7 gross / 41.9 net) while placing 28 kicks inside the 20-yard line (43.1%) in his senior season at Syracuse... Named one of 10 semifinalists for the Ray Guy Award (nation's top punter) and a semifinalist for the William V. Campbell Trophy (most outstanding football scholar-athlete)... Played 12 games as a junior, punting 75 times for 3,182 yards (42.4 avg.) with 23 punts inside the 20-yard line... Earned honorable mention All-ACC recognition and was a Burlsworth Trophy nominee (most outstanding player who began his career as a walk-on)... Completed the eventual game-winning pass (1 yd.) on a fake field goal in double overtime vs. Villanova (8/29/14)... Rushed for 42 yards on a fake punt against Notre Dame (9/27/14)... Saw action in all 13 games in 2013, punting 75 times for 3,161 yards (42.1 avg.)... Booted a school-record 75-yard punt against Clemson (10/5/13)... Rewarded with a scholarship at the end of his redshirt sophomore season.

PERSONAL: Dixon handled punting and kicking duties for Christian Brothers Academy in Syracuse, N.Y.... Named to the 2010 *Post-Standard* All-Central New York First Team... Also lettered in baseball... Earned his undergraduate degree in accounting and is currently pursuing a master's degree in accounting... Named to Syracuse's Athletic Director Honor Roll in nine consecutive semesters in addition to making the 2013 and 2014 All-ACC Academic teams... Riley Dixon was born on Aug. 24, 1993, in Oneida, N.Y.

DIXON'S REGULAR SEASON RECORD

Year	Club	G	S	No.	Yds.	Avg.	Net.	TB	In 20	LG	Bik.
2016	Denver	16	0	89	4,068	45.7	41.3	6	28	68	0
2017	Denver	6	0	26	1,161	45.0	38.4	1	8	55	0
CAREER TOTALS		22	0	115	5,239	45.6	40.7	7	36	68	0

ADDITIONAL STATISTICS: Completed a 16-yard pass at Tennessee (12/11/17). Special-team Tackles — 2017 (2), TOTALS (2).

RILEY DIXON'S 2017 GAME-BY-GAME

(Victories asterisked)

2017 DENVER (3-3)			PUNTING										
Date	Opponent	P/S	No.	Yds.	Avg.	Net.	TB	In 20	LG	Blk.	Opp. Ret.	Ret.	Yds.
Sep 11	vs. LA Chargers*	P	3	144	48.0	49.0	0	2	53	0	1		-3
Sep 17	vs. Dallas*	P	3	129	43.0	36.7	0	1	48	0	1		19
Sep 24	at Buffalo	P	3	125	41.7	28.3	1	0	45	0	2		20
Oct 1	vs. Oakland*	P	6	271	45.2	43.8	0	3	53	0	2		8
Oct 15	vs. New York Giants	P	3	153	51.0	44.3	0	0	55	0	1		20
Oct 22	at LA Chargers	P	8	329	43.6	32.6	0	2	46	0	3		88
Season Totals			6/0	26	1,171	45.0	38.4	1	8	55	0	10	152



LORENZO DOSS

37

CORNERBACK

5-11 • 187 • 3RD YR. • TULANE

BORN: Nov. 9, 1991, in New Orleans

HIGH SCHOOL: St. Augustine High School, New Orleans

ACQUIRED: Draft #5 (164th overall), 2015

NFL YEAR: 3rd • YEAR WITH BRONCOS: 3rd

NFL GAMES PLAYED/STARTED: 15/0



DOSS AT A GLANCE:

- A third-year cornerback who appeared in 15 games during his first three seasons with the Broncos (2015-17).
- Saw action in six games in 2016, posting four solo tackles and two passes defended.
- Started 34-of-37 games played in his three-year career at Tulane University, finishing with 126 tackles (94 solo), 15 interceptions, 35 passes defended, one sack and two fumble recoveries.
- Owns the second most career interceptions (15) in Green Wave history with his 271 interception return yards ranking first in school annals.
- Selected by the Broncos in the fifth round (164th overall) of the 2015 NFL Draft.

CAREER TRANSACTIONS: Signed by Denver as a draft choice 5/14/15.



2017: Doss was inactive vs. LAC (9/11)... Played vs. Dal. (9/17) and at Buf. (9/24)... Was inactive vs. Oak. (10/1) and vs. NYG (10/15)... Saw action on defense and special teams at LAC (10/22).

2016: Doss spent the entire season on Denver's active roster and appeared in six games... Recorded four solo tackles and two passes defended... Made his season debut vs. Atl. (10/9)... Posted one solo tackle and two passes defended vs. S.D. (10/30), including a game-sealing pass breakup on fourth-down at the goal line with less than three minutes remaining.

2015: Selected by the Broncos in the fifth round (164th overall) of the 2015 NFL Draft, Doss spent his entire rookie season on the active roster and appeared in six games... Made his NFL debut on special teams at Det. (9/27)... Posted a solo special-teams stop vs. K.C. (11/15)... Inactive for Denver's three postseason contests.

COLLEGE: Doss started 34-of-37 games played in his three-year career at Tulane University, finishing with 126 tackles (94 solo), 15 interceptions, 35 passes defended, one sack and two fumble recoveries... Started all 12 games as a junior and earned second-team All-American Athletic Conference and All-Louisiana honors... Recorded 48 tackles (36 solo), three interceptions and 12 passes defended... Named to the Chuck Bednarik Award, Bronko Nagurski Trophy and Walter Camp Player of the Year Preseason Watch Lists... Claimed second-team All-America status in addition to first-team All-Conference USA honors after leading the Green Wave with seven interceptions as a sophomore... Added 34 tackles (25 solo) and 16 passes defended to go along with 185 interception return yards—including two touchdowns... Set a school freshman record with five interceptions.

PERSONAL: Doss helped lead St. Augustine High School in New Orleans to a pair of state playoff appearances, including a district title, as a senior... Named an honorable mention 4A all-state selection and a first-team All-District 10-4A pick as a senior after catching 15 passes for 330 yards (22.0 avg.)... Selected to represent Orleans Parish in the 2011 Lake Pontchartrain All-Star Classic... Lettered four years in baseball and twice in track and field... Lorenzo Doss was born on April 22, 1994, in New Orleans.

DOSS' REGULAR SEASON RECORD

Year	Club	G	S	UT	A	TT	S-Yds.	I-Yds.	PD	FF	FR	TD-Int.	TD-FR	S	Pts.
2015	Denver	6	0	0	0	0	0-0	0-0	0	0	0	0	0	0	0
2016	Denver	6	0	4	0	4	0-0	0-0	2	0	0	0	0	0	0
2017	Denver	3	0	0	0	0	0-0	0-0	0	0	0	0	0	0	0
CAREER TOTALS		15	0	4	0	4	0-0	0-0	2	0	0	0	0	0	0

ADDITIONAL STATISTICS: Special-teams tackles — 2015 (1), TOTAL (1).

LORENZO DOSS' 2017 GAME-BY-GAME

(Victories asterisked)

2017 DENVER (3-3)		TACKLES								
Date	Opponent	P/S	UT	A	TT	S-Yds.	I-Yds.	PD	FF	FR
Sep 11	vs. LA Chargers*					INACTIVE				
Sep 17	vs. Dallas*	P	0	0	0	0-0	0-0	0	0	0
Sep 24	at Buffalo	P	0	0	0	0-0	0-0	0	0	0
Oct 1	vs. Oakland*					INACTIVE				
Oct 15	vs. New York Giants					INACTIVE				
Oct 22	at LA Chargers	P	0	0	0	0-0	0-0	0	0	0
Season Totals		3/0	0	0	0	0-0	0-0	0	0	0



KASIM EDEBALI

91

OUTSIDE LINEBACKER

6-2 • 253 • 4TH YR. • BOSTON COLLEGE

BORN: Aug. 17, 1989, Hamburg, Germany

HIGH SCHOOL: Kimball Union Academy, Meriden, N.H.

ACQUIRED: Unrestricted Free Agent (New Orleans), 2017

NFL YEAR: 4th • YEAR WITH BRONCOS: 1st

NFL GAMES PLAYED/STARTED: 54/2



EDEBALI AT A GLANCE:

- A fourth-year outside linebacker who appeared in 54 games (2 starts) during his first four NFL seasons with New Orleans (2014-16) and Denver (2017).
- Totaled 40 tackles (30 solo), eight sacks (33 yds.), three passes defended, one forced fumble and one fumble recovery in addition to 14 special-teams tackles during his first three years with the Saints.
- Started 40-of-49 games played at Boston College, recording 166 tackles (88 solo), 11 sacks, 15 passes defended, four forced fumbles and three fumble recoveries.
- Joined the Broncos as a free agent on March 14, 2017.
- Entered the NFL as a college free agent with New Orleans on May 12, 2014.

CAREER TRANSACTIONS: Signed by New Orleans as a college free agent 5/12/14; Signed by Denver 3/14/17.



2017: Edebali made his Broncos debut on defense and special teams vs. LAC (9/11)... Assisted on one tackle vs. Dal. (9/17)... Saw action on defense and special teams at Buf. (9/24), vs. Oak. (10/1), vs. NYG (10/15) and at LAC (10/22).

2016: Edebali appeared in all 16 games (1 start) for the third consecutive season with New Orleans, contributing eight tackles (5 solo), one sack (8 yds.), one pass defended and three special-teams stops... Made his second career start vs. Car. (10/16) and finished with three solo tackles and one sack (8 yds.).

2015: Edebali saw action in all 16 games (1 start) with New Orleans, recording 18 tackles (16 solo), five sacks (16 yds.), two passes defended, one fumble recovery and three special-teams stops... Notched at least one sack in four games, including his second career multi-sack outing in his first career start vs. Det. (12/21).

2014: Edebali, who entered the NFL as a college free agent with New Orleans, played all 16 games with the team as a rookie... Posted 14 tackles (9 solo), two sacks (9 yds.), one forced fumble and eight special-teams stops... Made his NFL debut at Atl. (9/7)... Recorded his first career two-sack (9 yds.) game vs. G.B. (10/26).

COLLEGE: Edebali started 40-of-49 games played at Boston College, recording 166 tackles (88 solo), 11 sacks, 15 passes defended, four forced fumbles and three fumble recoveries... Opened all 16 games as a senior, totaling 67 tackles (36 solo), 9.5 sacks, three forced fumbles, two fumble recoveries and five passes defended.

PERSONAL: Edebali began playing football in middle school in Hamburg, Germany, before moving to the United States and prepping his last two years in high school at Kimball Union Academy in Meriden, N.H., as part of the USA Football International Student Program... Garnered All-New England honors at a tight end and defensive end as a senior... Earned a bachelor's degree in Communications... Kasim Edebali (pronounced: Ka-SIM Ed-a-BAHL-ee) was born on Aug. 17, 1989, in Hamburg, Germany.

EDEBALI'S REGULAR SEASON RECORD

Year	Club	G	S	UT	A	TT	S-Yds.	I-Yds.	PD	FF	FR	TD-Int.	TD-FR	S	Pts.
2014	New Orleans	16	0	9	5	14	2-9	0-0	0	1	0	0	0	0	0
2015	New Orleans	16	1	16	2	18	5-16	0-0	2	0	1	0	0	0	0
2016	New Orleans	16	1	5	3	8	1-8	0-0	1	0	0	0	0	0	0
2017	Denver	6	0	0	1	1	0-0	0-0	0	0	0	0	0	0	0
CAREER TOTALS		53	2	30	11	41	8-33	0-0	3	1	1	0	0	0	0

ADDITIONAL STATISTICS: Special-teams tackles — 2014 (8), 2015 (3), 2016 (3), TOTAL (14).

EDEBALI'S SINGLE-GAME HIGHS

(Postseason in parentheses)

Tackles — 6 vs. Detroit, 12/21/15. **Sacks** — 2, twice, last vs. Detroit, 12/21/15. **Sack Yards** — 11 vs. Atlanta, 10/15/15.

KASIM EDEBALI'S 2017 GAME-BY-GAME

(Victories asterisked)

2017 DENVER (3-3)		TACKLES									
Date	Opponent	P/S	UT	A	TT	S-Yds.	I-Yds.	PD	FF	FR	
Sep 11	vs. LA Chargers*	P	0	0	0	0-0	0-0	0	0	0	
Sep 17	vs. Dallas*	P	0	1	1	0-0	0-0	0	0	0	
Sep 24	at Buffalo	P	0	0	0	0-0	0-0	0	0	0	
Oct 1	vs. Oakland*	P	0	0	0	0-0	0-0	0	0	0	
Oct 15	vs. New York Giants	P	0	0	0	0-0	0-0	0	0	0	
Oct 22	at LA Chargers	P	0	0	0	0-0	0-0	0	0	0	
Season Totals			6/0	0	1	1	0-0	0-0	0	0	0



BENNIE FOWLER III

16

WIDE RECEIVER

6-1 • 212 • 3RD YR. • MICHIGAN STATE

BORN: June 10, 1991, in Bloomfield, Mich.

HIGH SCHOOL: Detroit Country Day School, Beverly Hills, Mich.

ACQUIRED: College Free Agent, 2014

NFL YEAR: 3rd • **YEAR WITH BRONCOS:** 3rd

NFL GAMES PLAYED/STARTED: 35/3 • **POSTSEASON GP/GS:** 3/0



FOWLER AT A GLANCE:

- A third-year wide receiver who has played 35 regular-season games (3 starts) and three postseason contests with Denver (2015-17) after spending the entire 2014 season competing on the Broncos' practice squad.
- Caught 11 passes for 145 yards (13.2 avg.) with two touchdowns and made five special-teams stops in 2016.
- Posted 16 catches for 203 yards (12.7 avg.) in addition to making five special-teams tackles in 2015.
- Caught quarterback Peyton Manning's final pass attempt—a two-point conversion in the fourth quarter of Super Bowl 50—that gave Denver a 24-10 lead against Carolina.
- Appeared in 44 games (15 starts) during his collegiate career at Michigan State University and recorded 93 catches for 1,341 yards (14.4 avg.) with 11 touchdowns.
- Entered the NFL with Denver as a college free agent on May 10, 2014.

CAREER TRANSACTIONS: Signed by Denver as a college free agent 5/10/14; Waived by Denver 8/30/14; Signed by Denver (practice squad) 8/31/14; Signed by Denver to a future contract 1/12/15.



2017: Fowler caught a career-best two touchdowns (5 yds., 6 yds.) vs. LAC (9/11) to match his previous career total in one game... Started and made one catch for eight yards vs. Dal. (9/17)... Caught for passes for 55 yards (13.8 avg.) at Buf. (9/24)... Caught two passes for 35 yards (17.5 avg.) and made one special-teams stop vs. Oak. (10/1)... Made three catches for 21 yards (7.0 avg.) vs. NYG (10/15)... Posted five catches for 45 yards (9.0 avg.) at LAC (10/22).

2016: Fowler played 13 games and caught 11 passes for 145 yards (13.2 avg.) with two touchdowns in addition to making five special-teams stops in 2016... Hauled in his first career touchdown catch (5 yds.) and finished with three catches for 22 yards (7.3 avg.) at S.D. (10/13)... Caught a 76-yard fourth-quarter touchdown pass and made one special-teams tackle vs. K.C. (11/27).

2015: Fowler appeared in all 16 regular-season games (1 start) and three postseason contests for Denver... Posted 16 catches for 203 yards (12.7 average) and five special-teams tackles... Tallied a special-teams stop in his NFL debut vs. Bal. (9/13)... Forced a fumble on punt coverage and added a special-teams stop at K.C. (9/17)... Made his first NFL catch at Det. (9/27) and finished the game with four receptions for 50 yards (12.5 avg.)... Hauled in a pair of passes for 46 yards (23.0 avg.) with a career-long of 41 yards at Oak. (10/11)... Earned his first NFL start at Pit. (12/20)... Recorded a pair of catches for 35 yards (17.5 avg.) in Denver's AFC Divisional Playoff Game vs. Pit. (1/17)... Saw action on offense and special teams in Denver's AFC Championship Game vs. N.E. (1/24)... Caught a two-point conversion—the last pass of QB Peyton Manning's 18-year career—to increase the Broncos' lead to 24-10 in Denver's Super Bowl 50 victory vs. Car. (2/7).

2014: Fowler, who entered the NFL with Denver as a college free agent, spent his entire rookie season on the club's practice squad.

COLLEGE: Fowler appeared in 44 games (15 starts) for Michigan State University and recorded 93 catches for 1,341 yards (14.4 avg.) with 11 touchdowns in addition to 16 rushes for 102 yards (6.4 avg.) and one score... Led the team in receiving yards (622) and receiving touchdowns (6) on 36 catches (17.3 avg.) as a senior in 2013 while producing a score or a first down on 26 of his grabs... Paced the Spartans with 524 receiving yards and added four touchdowns on a career-high 41 catches as a junior in 2012.

PERSONAL: Fowler attended Detroit Country Day School in Beverly Hills, Mich., where he was named an honorable mention all-state selection by the Associated Press as a senior all-purpose player (1,478 yds., 15 TDs)... Bennie Fowler was born on June 10, 1991, in Bloomfield, Mich.

FOWLER'S REGULAR SEASON RECORD

Year	Club	G	S	No.	RECEIVING				SCORING				2pt	Pts.
					Yds.	Avg.	LG	TD	TD	TDr	TDp	TDrt		
2015	Denver	16	1	16	203	12.7	41	0	0	0	0	0	0	0
2016	Denver	13	0	11	145	13.2	76t	2	2	0	2	0	0	12
2017	Denver	6	2	18	185	10.3	20	2	2	0	2	0	0	12
CAREER TOTALS		35	3	45	533	11.8	76t	4	4	0	4	0	0	24

ADDITIONAL STATISTICS: *Special-teams tackles* — 2015 (5), 2016 (5), 2017 (1), TOTAL (11). *Miscellaneous tackles* — 2016 (1), 2017 (1), TOTAL (2). *Special-teams FF* — 2015 (1), TOTAL (1).

FOWLER'S POSTSEASON RECORD

Year	Club	G	S	No.	RECEIVING				SCORING				2pt	Pts.
					Yds.	Avg.	LG	TD	TD	TDr	TDp	TDrt		
2015	Denver	3	0	2	35	17.5	31	0	0	0	0	0	0	2
CAREER TOTALS		3	0	2	35	17.5	31	0	0	0	0	0	1	2

FOWLER'S SINGLE-GAME HIGHS


(Postseason in parentheses)

Receptions — 5 at Los Angeles Chargers, 10/22/17 (2 vs. Pittsburgh, 1/17/16). **Receiving yards** — 76t vs. Kansas City, 11/27/16 (35 vs. Pittsburgh, 1/17/16). **Receiving touchdowns** — 2 vs. Los Angeles Chargers, 9/11/17 (none).

BENNIE FOWLER'S 2017 GAME-BY-GAME

(Victories asterisked)

2017 DENVER (3-3)			RECEIVING					SCORING	
Date	Opponent	P/S	No.	Yds.	Avg.	LG	TD	2pt.	Pts.
Sep 11	vs. LA Chargers*	P	3	21	7.0	10	2	0	12
Sep 17	vs. Dallas*	S	1	8	8.0	8	0	0	0
Sep 24	at Buffalo	P	4	55	13.8	20	0	0	0
Oct 1	vs. Oakland*	P	2	35	17.5	18	0	0	0
Oct 15	vs. New York Giants	S	3	21	7.0	9	0	0	0
Oct 22	at LA Chargers	P	5	45	9.0	13	0	0	0
Season Totals		6/2	18	185	10.3	20	2	0	12



MAX GARCIA

76

GUARD



6-4 • 309 • 3RD YR. • FLORIDA

BORN: Nov. 9, 1991, in Norcross, Ga.

HIGH SCHOOL: Norcross (Ga.) High School

ACQUIRED: Draft #4 (133rd overall), 2015

NFL YEAR: 3rd • YEAR WITH BRONCOS: 3rd

NFL GAMES PLAYED/STARTED: 38/27 • POSTSEASON GP/GS: 3/0

GARCIA AT A GLANCE:

- A third-year offensive lineman who has seen action at both guard spots in 38 regular-season games (27 starts) and three postseason contests for Denver (2015-17).
- Opened all 16 games at left guard and played every offensive snap for Denver in 2016.
- Started 37-of-39 games played at the University of Florida and the University of Maryland, earning starts at left tackle, left guard and center.
- Earned second-team All-Southeastern Conference honors after starting all 13 games at center his redshirt senior season for the Gators and grading out to more than 97 percent in his 757 snaps played.
- Selected by the Broncos in the fourth round (133rd overall) of the 2015 NFL Draft.

CAREER TRANSACTIONS: Signed by Denver as a draft choice 5/13/15.



2017: Garcia started at left guard vs. LAC (9/11), vs. Dal. (9/17), at Buf. (9/24), vs. Oak. (10/1), vs. NYG (10/15) and at LAC (10/22).

2016: Garcia started all 16 games at left guard and played every offensive snap for Denver... Allowed just three sacks in 16 games (0.19 per game) and was called for holding just twice, according to STATS LLC.

2015: Selected by the Broncos in the fourth round (133rd overall) of the 2015 NFL Draft, Garcia appeared in all 16 regular-season games (5 starts) and all three postseason contests, seeing action at both guard spots... Made his NFL debut vs. Bal. (9/13)... Made his first start at left guard vs. N.E. (11/29), seeing action in all 79 offensive snaps at both guard spots.

COLLEGE: Garcia started 37-of-39 games played at the University of Florida and the University of Maryland, earning starts at left tackle, left guard and center... Voted second-team All-Southeastern Conference as a senior at Florida after starting all 13 games at center for the Gators following an offseason transition from left tackle and left guard... Graded out to more than 97 percent in his 757 snaps played... Was on the Rimington Trophy (nation's top center) watch list... Named SEC Offensive Lineman of the Week on two occasions... Started all 12 games and saw action at both left tackle and left guard in his first year competing with the Gators... Anchored the offensive line after being the only starter to not miss time due to injury... Redshirted in 2012 due to NCAA transfer rules... Started 12 games at left tackle for Maryland in 2011.

PERSONAL: Garcia was named honorable mention Class 5A All-Georgia his senior year at Norcross (Ga.) High School... Competed in the shot put and discus events... Traveled to Australia in the summer of 2009 to compete in World Track meet... Majored in Family, Youth and Community Sciences at Florida... Played in the 2015 Senior Bowl and Medal of Honor Bowl following his collegiate career... Max Garcia was born on Nov. 9, 1991, in Norcross, Ga.

GARCIA'S REGULAR SEASON RECORD


Year	Club	G	S
2015	Denver	16	5
2016	Denver	16	16
2017	Denver	5	5
CAREER TOTALS		37	26

ADDITIONAL STATISTICS: Miscellaneous tackles — 2015 (3), 2016 (4), 2017 (1), TOTAL (8). Miscellaneous FR — 2015 (2), TOTAL (2).

GARCIA'S POSTSEASON RECORD

Year	Club	G	S
2015	Denver	3	0
CAREER TOTALS		3	0





ADAM GOTSIS

99

DEFENSIVE END

6-4 • 287 • 2ND YR. • GEORGIA TECH

BORN: Sept. 23, 1992, in Melbourne, Victoria, Australia

HIGH SCHOOL: Kew High School, Abbotsford, Victoria, Australia

ACQUIRED: Draft #2 (63rd overall), 2016

NFL YEAR: 2nd • **YEAR WITH BRONCOS:** 2nd

NFL GAMES PLAYED/STARTED: 22/5



GOTSIS AT A GLANCE:

- A second-year defensive end who saw action in all 22 games (5 starts) with Denver (2016-17), posting 30 tackles (17 solo), two passes defended, one fumble recovery and one blocked kick.
- Appeared in 48 games (37 starts) at Georgia Tech, totaling 110 tackles (69 solo), 12.5 sacks (75 yds.), two interceptions (2 yds.), two fumble recoveries and four blocked kicks.
- Competed in Australian Rules Football for eight years before playing American Rules Football for the Monash Warriors in Melbourne, Victoria, Australia.
- Became the highest-drafted Australian-born player in NFL history and the first Australian-born player to be drafted by the Broncos.
- Selected by the Broncos in the second round (63rd overall) of the 2016 NFL Draft.

CAREER TRANSACTIONS: Signed by Denver as a draft choice 5/25/16.



2017: Gotsis posted a career-high five solo tackles vs. LAC (9/11)... Earned his first NFL start and made four tackles (2 solo) vs. Dal. (9/17)... Notched three tackles (2 solo) and one pass defended at Buf. (9/24)... Posted one solo tackle vs. Oak. (10/1)... Produced his first career sack (4 yds.) and blocked kick on a field goal attempt vs. NYG (10/15)... Notched two tackles (1 solo) at LAC (10/22).

2016: Selected by the Broncos in the second round (63rd overall) of the 2016 NFL Draft, Gotsis played all 16 games and finished with 14 tackles (5 solo), one pass defended and one fumble recovery... Made his NFL debut vs. Car. (9/8)... Contributed on two tackles at Cin. (9/25)... Posted two tackles (1 solo) at Jac. (12/4)... Registered three solo tackles and one pass defended vs. N.E. (12/18)... Posted one solo tackle and one fumble recovery vs. Oak. (1/1).

COLLEGE: Gotsis appeared in 48 games (37 starts) at Georgia Tech, totaling 110 tackles (69 solo), 12.5 sacks (75 yds.), two interceptions (2 yds.), two fumble recoveries and four blocked kicks... Opened the first nine games of his senior campaign, finishing the year with 31 tackles (20 solo), five tackles for loss, a team-best three sacks (13 yds.) and two fumble recoveries before a season-ending knee injury... Started all 14 games along the defensive line his junior season, posting 36 tackles (23 solo), three sacks (23 yds.), one interception, three passes defended and two blocked kicks... Named to the All-ACC Second Team by both the media and coaches... Opened all 13 games of his sophomore campaign at nose tackle, recording 38 tackles (23 solo), 5.5 sacks (35 yds.), one interception (2 yds.) and one pass defended in addition to blocking two kicks... Ranked second on team in tackles for loss (14.5) and sacks (5.5)... Tallied five tackles and blocked two kicks vs. Ole Miss in the Music City Bowl (12/30).

PERSONAL: Gotsis attended Kew High School in Abbotsford, Victoria, Australia... Competed in Australian Rules Football for eight years before playing American Rules Football in the Gridiron Victoria (club league with 13 teams across the state of Victoria) for the Monash Warriors in Melbourne... Recorded a team-high 12.5 sacks and earned league MVP honors in 2010... Majored in Business Administration at Georgia Tech... Became the highest-drafted Australian-born player in NFL history... Adam Gotsis was born on Sept. 23, 1992, in Melbourne, Victoria, Australia.

GOTSIS' REGULAR SEASON RECORD

Year	Club	G	S	UT	A	TT	S-Yds.	I-Yds.	PD	FF	FR	TD-Int.	TD-FR	S	Pts.
2016	Denver	16	0	5	9	14	0-0	0-0	1	0	1	0	0	0	0
2017	Denver	5	4	12	4	16	0-0	0-0	1	0	0	0	0	0	0
CAREER TOTALS		21	4	17	13	30	0-0	0-0	2	0	1	0	0	0	0

ADDITIONAL STATISTICS: Blocked a field goal vs. New York Giants, 10/15/17.

ADAM GOTSIS' 2017 GAME-BY-GAME

(Victories asterisked)

2017 DENVER (3-3)		TACKLES									
Date	Opponent	P/S	UT	A	TT	S-Yds.	I-Yds.	PD	FF	FR	
Sep 11	vs. LA Chargers*	P	5	0	5	0-0	0-0	0	0	0	
Sep 17	vs. Dallas*	S	2	2	4	0-0	0-0	0	0	0	
Sep 24	at Buffalo	S	2	1	3	0-0	0-0	1	0	0	
Oct 1	vs. Oakland*	S	1	0	1	0-0	0-0	0	0	0	
Oct 15	vs. New York Giants	S	2	0	2	1-4	0-0	0	0	0	
Oct 22	at LA Chargers	S	1	1	2	0-0	0-0	0	0	0	
Season Totals			6/5	13	4	17	1-4	0-0	1	0	0



VIRGIL GREEN

85

TIGHT END

6-5 • 255 • 7TH YR. • NEVADA

BORN: Aug. 3, 1988, in Tulare, Calif.

HIGH SCHOOL: Tulare (Calif.) Union High School

ACQUIRED: Draft #7a (204th overall), 2011

NFL YEAR: 7th • YEAR WITH BRONCOS: 7th

NFL GAMES PLAYED/STARTED: 90/39 • POSTSEASON GP/GS: 10/3



GREEN AT A GLANCE:

- A seventh-year tight end who played 90 regular-season games (39 starts) and 10 playoff contests (3 starts) during his first seven NFL seasons with Denver.
- Played 12 games (11 starts) in 2016, finishing with a career-best 22 catches for 237 yards (10.8 avg.) with one touchdown.
- Selected as Denver's Walter Payton Man of the Year nominee in 2016 for his outstanding leadership both on the field and in the community.
- Named a 2015 Broncos Community Ambassador award winner after being chosen as a Denver Broncos Community Champion Award winner in 2014.
- Started 5-of-16 games in 2015, posting 12 catches for 173 yards (14.4 avg.) with one touchdown.
- Opened a career-high nine games for Denver in 2014, including the final six contests of the season in which the Broncos ranked sixth in the NFL in rushing (147.7 ypg).
- Appeared in every game for the first time in his career in 2013 and recorded nine receptions for 45 yards (5.0 avg.).
- Played 50 games (34 starts) for the University of Nevada and helped the Wolf Pack average 500.2 yards per game during his four-year career (2007-10) to rank third in the nation in that period.
- Selected by the Broncos in the seventh round (204th overall) of the 2011 NFL Draft.

CAREER TRANSACTIONS: Signed by Denver as a draft choice 7/28/11.



2017: Green caught one pass for a career-long 44 yards vs. LAC (9/11)... Made two catches for 11 yards (5.5 avg.) with one touchdown vs. Dal. (9/17)... Caught three passes for 18 yards (6.0 avg.) at Buf. (9/28)... Started vs. Oak. (10/1)... Made one catch for 24 yards vs. NYG (10/15)... Caught one pass for seven yards at LAC (10/22).

2016: Green enjoyed a career season despite only playing 12 games (11 starts), finishing with 22 catches for 237 yards (10.8 avg.) with one touchdown... Caught a career-high four passes for 28 yards (7.0 avg.) vs. Car. (9/8)... Returned after missing three games to post three catches for 21 yards (7.0 avg.) at S.D. (10/13)... Made four catches for 55 yards (13.8 avg.) vs. S.D. (10/30)... Caught three passes for 17 yards (5.7 avg.) with one touchdown vs. Oak. (1/1).

2015: Green played 16 regular-season games (5 starts) and three postseason contests (1 start), setting career highs in catches (12) and receiving yards (173) in addition to contributing five special-teams tackles... Recorded a career-best 61 receiving yards on three catches (20.3 avg.) vs. G.B. (11/1)... Caught two passes for 14 yards (7.0 avg.) in Denver's AFC Divisional Playoff Game vs. Pit. (1/17)... Started at tight end in Denver's AFC Championship Game vs. N.E. (1/24).

2014: Green played 13 regular-season games (9 starts), totaling 74 receiving yards on six catches (12.3 avg.) with one touchdown... Added a career-high five special-teams tackles... Opened the final six games of the season as Denver ranked sixth in the NFL in rushing (147.7 ypg) during that stretch... Missed Games 8-10 due to a calf injury... Caught three passes for 46 yards (15.3 avg.)—both career-highs—and hauled in his first career touchdown vs. Oak. (12/28).

2013: Green played all 16 regular-season games (3 starts) for the first time in his career and caught a personal-best nine passes for 45 yards (5.0 avg.)... Finished with three special-teams stops... Appeared in all three playoff games, carrying the ball once for six yards.

2012: Green played 12 regular-season games (2 starts) for the Broncos, setting career highs with five catches for 63 yards (12.6 avg.)... Caught a career-best three passes for 44 yards, including a long of 28 yards, vs. N.O. (10/28)... Recovered an onside kick late in the fourth quarter vs. S.D. (11/18).

2011: Selected by Denver in the seventh round (204th overall) of the 2011 NFL Draft, Green played 15 regular-season games (3 starts) and contributed three catches for 24 yards (8.0 avg.) in addition to blocking for the league's No. 1 rushing attack (164.5 ypg)... Logged the fourth-most plays on special teams for the



Broncos and totaled three tackles on those units... Played in both of Denver's postseason contests, including a start in the Broncos AFC Divisional Playoff Game at N.E. (1/14).

COLLEGE: Green played 50 career games (34 starts) at the University of Nevada and totaled 72 receptions for 939 yards (13.0 avg.) with 11 touchdowns while helping the Wolf Pack rank fifth in the nation with 500.2 total yards per game from 2007-10... Recorded a personal-best 35 catches for 515 yards (14.7 avg.) with five touchdowns in his senior campaign to earn first-team All-Mountain West Conference honors... Named the Nevada Strength and Conditioning Athlete of the Year as a junior in 2009 in addition to being selected to the All-WAC second team.

PERSONAL: Green totaled 61 receptions for 1,014 yards (16.6 avg.) with 12 touchdowns during his career at Tulare Union (Calif.) High School, where he earned first-team All-East Yosemite League honors following his senior season... Lettered four years in basketball and another in track and field... Majored in general studies at Nevada... Selected as Denver's Walter Payton Man of the Year nominee in 2016 for his outstanding leadership both on the field and in the community... Named a 2014 Denver Broncos Community Champion Award winner for his contributions off the field... Works with the Mile High United Way to support successful learning for children in schools... Participated in multiple Hometown Huddle events, the Broncos' annual Play 60 event for the 16 branches of Boys & Girls Clubs of Metro Denver... Virgil Leo Green was born on Aug. 3, 1988, in Tulare, Calif.

GREEN'S REGULAR SEASON RECORD

Year	Club	G	S	RECEIVING					SCORING				2pt	Pts.	
				No.	Yds.	Avg.	LG	TD	TD	TDr	TDp	TDrt			
2011	Denver	15	3	3	24	8.0	9	0	0	0	0	0	0	0	0
2012	Denver	12	2	5	63	12.6	28	0	0	0	0	0	0	0	0
2013	Denver	16	3	9	45	5.0	10	0	0	0	0	0	0	0	0
2014	Denver	13	9	6	74	12.3	38	1	1	0	1	0	0	0	6
2015	Denver	16	5	12	173	14.4	32	1	1	0	1	0	0	0	6
2016	Denver	12	11	22	237	10.8	31	1	1	0	1	0	0	0	6
2017	Denver	6	6	8	104	13.0	44	1	1	0	1	0	0	0	6
CAREER TOTALS		90	39	65	720	11.1	44	4	4	0	4	0	0	0	24

ADDITIONAL STATISTICS: Special-teams tackles — 2011 (3), 2012 (1), 2013 (3), 2014 (5), 2015 (4), TOTAL (16). Miscellaneous tackles — 2011 (1), 2015 (1), TOTAL (2). Rushing — 2014 (2 for 3 yds.), TOTAL (2 for 3 yds.).

GREEN'S POSTSEASON RECORD

Year	Club	G	S	RECEIVING					SCORING				2pt	Pts.	
				No.	Yds.	Avg.	LG	TD	TD	TDr	TDp	TDrt			
2011	Denver	2	1	0	0	0.0	—	0	0	0	0	0	0	0	0
2012	Denver	1	0	0	0	0.0	—	0	0	0	0	0	0	0	0
2013	Denver	3	0	1	3	3.0	3	0	0	0	0	0	0	0	0
2014	Denver	1	1	1	4	4.0	4	0	0	0	0	0	0	0	0
2015	Denver	3	1	2	14	7.0	11	0	0	0	0	0	0	0	0
CAREER TOTALS		10	3	4	21	5.3	11	0	0	0	0	0	0	0	0

ADDITIONAL STATISTICS: One rush for 6 yds. vs. New England, 1/19/14.

GREEN'S SINGLE-GAME HIGHS

(Postseason in parentheses)

Receptions — 4, twice, last vs. San Diego, 10/30/16 (2 vs. Pittsburgh, 1/17/16). **Receiving yards** — 61 vs. Green Bay 11/1/15 (14 vs. Pittsburgh, 1/17/16). **Longest reception** — 44 vs. Los Angeles Chargers, 9/11/17 (11 vs. Pittsburgh, 1/17/16). **Receiving touchdowns** — 1, four times, last vs. Dallas, 9/17/17 (none).

VIRGIL GREEN'S 2017 GAME-BY-GAME

(Victories asterisked)

2017 DENVER (3-2)			RECEIVING					SCORING	
Date	Opponent	P/S	No.	Yds.	Avg.	LG	TD	2pt.	Pts.
Sep 11	vs. LA Chargers*	S	1	44	44.0	44	0	0	0
Sep 17	vs. Dallas*	S	2	11	5.5	9	1	0	6
Sep 24	at Buffalo	S	3	18	6.0	14	0	0	0
Oct 1	vs. Oakland*	S	0	0	—	—	0	0	0
Oct 15	vs. New York Giants	S	1	24	24.0	24	0	0	0
Oct 22	at LA Chargers	S	1	7	7.0	7	0	0	0
Season Totals		6/6	8	104	13.0	44	1	0	6



CHRIS HARRIS JR.

25

CORNERBACK

5-10 • 199 • 6TH YR. • KANSAS

BORN: June 18, 1989, in Bixby, Okla.

HIGH SCHOOL: Bixby (Okla.) High School

ACQUIRED: College Free Agent, 2011

NFL YEAR: 6th • **YEAR WITH BRONCOS:** 6th

NFL GAMES PLAYED/STARTED: 101/84 • **POSTSEASON GP/GS:** 8/7



HARRIS JR. AT A GLANCE:

- A seventh-year cornerback who played 101 regular-season games (84 starts) in his first seven NFL seasons with Denver, totaling 15 interceptions (365 yds.) and 67 passes defended during that span.
- Voted to his third consecutive Pro Bowl in 2016—one of just five undrafted cornerbacks in pro football history to make three or more Pro Bowls with his original team.
- Selected as an Associated Press First-Team All-Pro in the newly-created defensive back position in 2016 in addition to being named a second-team All-Pro choice as a cornerback in 2015.
- Named a 2015 Broncos Community Ambassador award winner.
- Earned his first Pro Bowl selection in 2014 to become just the sixth undrafted cornerback in NFL history to accomplish that feat with his original team.
- Voted by his teammates as the recipient of the 2014 Ed Block Courage Award after coming back from a torn ACL in 2013 to start every game and ranking first in opponent quarterback rating (47.8) when targeted, according to Pro Football Focus.
- Recognized as the recipient of the Darrent Williams Good Guy Award in 2013 given annually to the Bronco who best exemplifies Williams' enthusiasm, cooperation and honesty while dealing with members of the press.
- Emerged as a regular starter for the Broncos in 2012, opening the final 12 games of the regular season and allowing the fifth-fewest receiving yards (400) and tying for the eighth-fewest completions allowed (35) in the NFL among players targeted at least 60 times.
- Represented one of just two defensive backs in the league in 2012 to record multiple interceptions (3) and sacks (2.5), while returning two of his picks for touchdowns to tie the franchise single-season record.
- Recorded the longest interception return for a touchdown in Broncos history with his 98-yard pick-six at Baltimore (12/16/12).
- Played all 16 regular-season games (4 starts) and two playoff contests (1 start) as a rookie in 2011 after making Denver's active roster out of training camp.
- Named to the 2011 NFL All-Rookie Team by the PFW/PFWA and *Football Outsiders* after ranking first among NFL rookie defensive backs (fourth on the Broncos) with 65 tackles (56 solo) to go along with one interception (15 yds.), six passes defended and six special-teams stops.
- Played 50 games (41 starts) for the University of Kansas and finished his career ranked third among defensive backs with 290 tackles (197 solo) in addition to four sacks (21 yds.) and three interceptions (11 yds.).
- Entered the NFL with Denver as a college free agent on July 27, 2011.

25's TROPHY CASE

Pro Bowls (3)	2014-16
All-Pro (First-Team)	2016
All-Pro (Second-Team)	2015

CAREER TRANSACTIONS: Signed by Denver as a college free agent 7/27/11.



2017: Harris Jr. recorded one solo tackle and one pass defended vs. LAC (9/11)... Intercepted Dak Prescott and returned it 23 yards in addition to posting six solo stops vs. Dal. (9/17)... Notched three solo tackles at Buf. (9/24)... Registered five tackles (3 solo) and one pass defended vs. Oak. (10/1)... Played in his 100th career game and assisted on two tackles vs. NYG (10/15)... Contributed three tackles (2 solo) at LAC (10/22).

2016: Harris Jr. was named a first-team All-Pro by the Associated Press in the newly created defensive back category and was voted to his third consecutive Pro Bowl... Became one of four undrafted cornerbacks in pro football history to make first-team All-Pro status with their original team... Finished the season with 63 tackles

HARRIS JR. GOES FROM UNDRAFTED TO PRO BOWLER

UNDRAFTED CORNERBACKS TO MAKE MULTIPLE PRO BOWLS WITH THEIR ORIGINAL TEAM, NFL HISTORY

Player	Team	Rookie Yr.	Pro Bowls w/original team
Cornell Green	Dallas	1962	5 (1967-69, '71-'72)*
Emmitt Thomas	Kansas City	1966	5 (1968, '71-'72, '74-'75)*
Robert James	Buffalo	1969	3 (1972-'74)
Everson Walls	Dallas	1981	4 (1981-'83, '85)
Chris Harris Jr.	Denver	2011	3 (2014-'16)

**Named an AFL All-Star before being selected to the Pro Bowl*

(57 solo), two interceptions (36 yds.), one forced fumble, one fumble recovery and 11 passes defended... Posted two solo tackles, one interception and three passes defended vs. Car. (9/8)... Posted seven tackles (six solo), one forced fumble and one fumble recovery... Totaled six tackles (5 solo) and one pass defended vs. S.D. (10/30)... Intercepted Blake Bortles and returned it 36 yards in addition to posting three solo tackles and two passes defended at Jac. (12/4).

2015: Harris Jr. was selected to his second consecutive Pro Bowl and named a second-team All-Pro by the Associated Press after starting all 16 regular-season games and finishing with 58 tackles (49 solo), two interceptions (94 yds.) and six passes defended... Tallied 14 tackles (12 solo), two passes defended and one sack (4 yds.) in Denver's three postseason contents... Intercepted Raiders QB Derek Carr at Oak. (10/11) and returned it 74 yards for a touchdown—the seventh longest such play in team history... Posted three solo tackles and one pass defended in Denver's AFC Divisional Playoff Game vs. Pit. (1/17)... Recorded six tackles (4 solo) and one pass defended in Denver's AFC Championship Game vs. N.E. (1/24)... Notched five solo tackles and one sack (4 yds.) in Denver's Super Bowl 50 victory vs. Car. (2/7).

2014: Harris Jr. started all 16 regular-season games for the first time in his career, earning his first Pro Bowl selection just months after having ACL surgery... Became just the sixth undrafted cornerback in pro football history to make a Pro Bowl with his original team... Selected as the Broncos' 2014 Ed Block Courage Award winner for his commitment to the principles of sportsmanship and courage... Totaled 55 tackles (51 solo), three interceptions (52 yds.), a team-high 17 passes defended, one forced fumble and one fumble recovery... Ranked first among all cornerbacks for opponent quarterback rating (47.8) and did not allow a single touchdown according to Pro Football Focus... Posted a career-high four passes defended vs. Ari. (10/5)... Recorded his first career fumble recovery at Oak. (11/9) and his first career forced fumble vs. Mia. (11/23).

2013: Harris Jr. played all 16 regular-season games (15 starts) and matched his career high with 65 tackles to rank second among Broncos defensive backs... Tied for the team lead with three interceptions and set a new career mark with 14 pass breakups... Saw action in one playoff game for the Broncos before a season-ending knee injury... Became the first Bronco since Champ Bailey in 2009 to record interceptions in back-to-back games when he picked off a pass from Eli Manning in the fourth quarter at NYG (9/15)... Led the team with a career-best 11 tackles vs. Jac. (10/13)... Tied for the team lead with six tackles and added a career-best three pass breakups at K.C. (12/1)... Suffered a torn ACL in Denver's AFC Divisional Playoff Game vs. S.D. (1/12) and was placed on injured reserve on Jan. 14.

2012: Harris Jr. played 15 games (12 starts) in the regular season and tied for the team lead with three interceptions—two of them returned for touchdowns—and nine passes defended... Added 61 tackles (51 solo) and 2.5 sacks (17.5 yds.) as one of just two defensive backs in the NFL to post multiple interceptions and sacks... Ranked fifth in the NFL in receiving yards allowed (400) and tied for the eighth-fewest completions (35) allowed among players with at least 60 defensive targets... Finished fifth in the league with his 144 interception return yards to represent the fourth-highest single-season total in franchise history... Missed Denver's Week 2 contest at Atl. (9/17) with an ankle injury... Recorded his first career multiple-interception game and his first career touchdown on a 46-yard interception return to cap Denver's 24-point comeback at S.D. (10/15)... Sacked Panthers quarterback Cam Newton and led the Broncos with seven tackles while seeing time at outside cornerback, nickel corner, and safety at Car. (11/11)... Intercepted Ravens quarterback Joe Flacco and returned it a franchise-record 98 yards for a touchdown at Bal. (12/16)... Tied a franchise postseason record with four pass breakups in Denver's AFC Divisional Playoff Game vs. Bal. (1/12).

2011: Harris Jr., who entered the NFL with Denver as a college free agent on July 27, played all 16 regular-season games (4 starts) as a rookie and finished fifth on the club (first among NFL rookie defensive backs) with 65 tackles (56 solo) to go along with one interception (15 yds.) and six passes defended... Ranked fifth on the Broncos with six special-teams stops... Played in both of Denver's postseason contests, including a start in the AFC Divisional Playoff Game at N.E. (1/14), and tied for third on the team with 13 tackles (7 solo)... Named to the 2011 NFL All-Rookie Team by the PFW/PFWA and *Football Outsiders*.

HARRIS JR. BREAKS OUT IN 2014

LOWEST OPPONENT QB RATING, NFL, 2014 (SOURCE: PRO FOOTBALL FOCUS)

Player	Rec.	Yds.	Rtg.
1. Chris Harris Jr., Den.	46	356	47.8
2. Richard Sherman, Sea.	31	422	48.4
3. Aqib Talib, Den.	55	578	72.2
4. Darrelle Revis, N.E.	41	557	72.6
5. Desmond Trufant, Atl.	54	649	74.0

COLLEGE: Harris Jr. finished his career at the University of Kansas ranked third among defensive backs with 290 tackles (197 solo) and added four sacks (21 yds.) and three interceptions (11 yds.) for the Jayhawks... Played 50 career games (41 starts), seeing time at cornerback and safety... Named KU Defensive Back of the Year as a senior and was selected as the co-recipient of Kansas' Don Fambrough Award for unselfishness following his junior campaign... Opened 10 games as a true freshman for Kansas in 2007 and was tabbed as the Big 12 Conference Newcomer of the Year in addition to receiving honorable mention Freshman All-America recognition.

PERSONAL: Harris Jr. attended Bixby (Okla.) High School, where he was an all-state defensive back and was named district player of the year as a senior in 2006... Lettered in basketball and track and was a member of the academic state champion teams during his final two prep seasons... Majored in social psychology at Kansas... Started the Chris Harris Jr. Foundation to support "underdogs"—individuals, particularly children, who are at a disadvantage because of circumstances beyond their control... Holds a free Underdog Football Skills Academy in Denver as well as his hometown of Tulsa, Okla.... Volunteers with his wife Leah in the Big Brothers Big Sisters program... Selected as the Broncos' 2014 Ed Block Courage Award winner for his commitment to the principles of sportsmanship and courage... Named the 2013 winner of the Darrent Williams Good Guy Award, an award given for accountability and accessibility in the day-to-day workings of the season presented by the Denver chapter of the Pro Football Writers of America... Chris Harris Jr. was born on June 18, 1989, in Bixby, Okla.

HARRIS JR.'S REGULAR SEASON RECORD

Year	Club	G	S	UT	A	TT	S-Yds.	I-Yds.	PD	FF	FR	TD-Int.	TD-FR	S	Pts.
2011	Denver	16	4	56	9	65	0-0	1-15	6	0	1	0	0	0	0
2012	Denver	15	12	51	10	61	2.5-17.5	3-144	9	0	1	2	0	0	12
2013	Denver	16	15	58	7	65	0-0	3-1	14	0	0	0	0	0	0
2014	Denver	16	16	51	4	55	1-2	3-52	17	1	1	0	0	0	0
2015	Denver	16	16	49	9	58	0-0	2-94	6	2	0	1	0	0	6
2016	Denver	16	15	57	6	63	0-0	2-36	11	1	1	0	0	0	0
2017	Denver	6	6	15	5	20	0-0	1-23	4	0	0	0	0	0	0
CAREER TOTALS		101	84	337	50	387	3.5-19.5	15-365	67	4	4	3	0	0	18

ADDITIONAL STATISTICS: Special-teams tackles — 2011 (6), TOTAL (6). Special-teams fumble recoveries — 2011 (1), 2012 (1), TOTAL (2).

HARRIS JR.'S POSTSEASON RECORD

Year	Club	G	S	UT	A	TT	S-Yds.	I-Yds.	PD	FF	FR	TD-Int.	TD-FR	S	Pts.
2011	Denver	2	1	7	6	13	0-0	0-0	0	0	0	0	0	0	0
2012	Denver	1	1	3	0	3	0-0	0-0	4	0	0	0	0	0	0
2013	Denver	1	1	2	0	2	0-0	0-0	1	0	0	0	0	0	0
2014	Denver	1	1	3	0	3	0-0	0-0	1	0	0	0	0	0	0
2015	Denver	3	3	12	2	14	1-4	0-0	2	0	0	0	0	0	0
CAREER TOTALS		8	7	27	8	35	1-4	0-0	8	0	0	0	0	0	0

HARRIS JR.'S SINGLE-GAME HIGHS

(Postseason in parentheses)

Tackles — 11 vs. Jacksonville, 10/13/13 (8 at New England, 1/14/12). **Interceptions** — 2 at San Diego, 10/15/12 (none). **Interception return yards** — 98 at Baltimore, 12/16/12 (none). **Passes defended** — 4, twice, last, vs. Arizona, 10/5/14 (4 vs. Baltimore, 1/12/13). **Sacks** — 1, three times, last vs. Buffalo, 12/7/14 (1 vs. Carolina, 2/7/16). **Sack yards** — 11 vs. Oakland, 9/30/12 (4 vs. Carolina, 2/7/16). **Forced fumbles** — 1, four times, last vs. Houston, 10/24/16 (none). **Fumble recoveries** — 1, four times, last vs. Houston, 10/24/16 (none).

CHRIS HARRIS JR.'S 2017 BY-GAME

(Victories asterisked)

2017 DENVER (3-3)		TACKLES									
Date	Opponent	P/S	UT	A	TT	S-Yds.	I-Yds.	PD	FF	FR	
Sep 11	vs. LA Chargers*	S	1	0	1	0-0	0-0	1	0	0	
Sep 17	vs. Dallas*	S	6	0	6	0-0	1-23	2	0	0	
Sep 24	at Buffalo	S	3	0	3	0-0	0-0	0	0	0	
Oct 1	vs. Oakland*	S	3	2	5	0-0	0-0	1	0	0	
Oct 15	vs. New York Giants	S	0	2	2	0-0	0-0	0	0	0	
Oct 22	at LA Chargers	S	2	1	3	0-0	0-0	0	0	0	
Season Totals			6/6	15	5	20	0-0	1-23	4	0	0



SHELBY HARRIS

96

DEFENSIVE END

6-2 • 290 • 3RD YR. • ILLINOIS STATE

BORN: Aug. 11, 1991, in Milwaukee

HIGH SCHOOL: Homestead High School, Mequon, Wisc.

ACQUIRED: Free Agent, 2017

NFL YEAR: 3rd • YEAR WITH BRONCOS: 1st

NFL GAMES PLAYED/STARTED: 14/1



HARRIS AT A GLANCE:

- A third-year defensive end who played 14 games (1 start) with Oakland (2014-15) and Denver (2017) in addition to spending time on practice squads and competing in training camp with the Raiders (2014-15), Jets (2016) and Cowboys (2016).
- Posted 10 tackles (4 solo) and one sack (9 yds.) in eight games with Oakland from 2014-15.
- Totaled 173 tackles (72 solo), 14 sacks, one forced fumble, four fumble recoveries, one interception and five passes defended during his three season at Illinois State University.
- Joined the Broncos as a future contract signee on Jan. 25, 2017.
- Selected by Oakland in the seventh round (235th overall) of the 2014 NFL Draft.

CAREER TRANSACTIONS: Signed by Oakland as a draft choice 5/20/14; Waived by Oakland 9/18/14; Signed by Oakland (practice squad) 9/20/14; Signed by Oakland (active roster) 12/24/14; Waived by Oakland 9/5/15; Signed by Oakland (practice squad) 9/8/15; Signed by Oakland (active roster) 10/24/15; Waived by Oakland 10/31/15; Signed by Oakland (practice squad) 11/3/15; Signed by Oakland (active roster) 11/19/15; Waived by Oakland 5/16/16; Signed by N.Y. Jets 6/1/16; Waived by N.Y. Jets 8/28/16; Signed by Dallas (practice squad) 12/22/16; Waived by Dallas 1/10/17; Signed by Denver to a future contract 1/25/17.



2017: Harris made his first career start and blocked a potential game-tying field goal with :05 seconds remaining vs. LAC (9/11)... Assisted on one tackle vs. Dal. (9/17)... Made two tackles (1 solo) and sacked Tyrod Taylor for five yards at Buf. (9/24)... Sacked Derek Carr for four yards vs. Oak. (10/1)... Tallied three tackles (2 solo) and one pass defended vs. NYG (10/15)... Posted two solo tackles at LAC (10/22).

2016: Harris competed in training camp with the N.Y. Jets and spent three weeks competing on Dallas' practice squad.

2015: Harris played seven games with Oakland in addition to competing on the club's practice squad... Recorded 12 tackles (9 solo) and one sack (9 yds.)... Made his season-debut at S.D. (10/25)... Posted five solo tackles vs. G.B. (12/20)... Notched his first career sack (9 yds.) at K.C. (1/3).

2014: Selected by Oakland in the seventh round (235th overall) of the 2014 NFL Draft, Harris appeared in one contest with the Raiders after spending the first 16 weeks of the season on the team's practice squad... Made his NFL debut in the season finale at Den. (12/28) and made two tackles (1 solo).

COLLEGE: Harris played three years at Illinois State University after transferring from the University of Wisconsin following his freshman season, seeing action in 33 games (27 starts)... Totaled 173 tackles (72 solo), 14 sacks, one forced fumble, four fumble recoveries, one interception and five passes defended... Started all 13 games as a senior, earning first-team All-Missouri Valley Football Conference honors after posting 85 tackles (30 solo), seven sacks (38 yds.), one interception, three passes defended, one forced fumble and three fumble recoveries.

PERSONAL: Harris attended Homestead High School in Mequon, Wisc., where he was a *Milwaukee Journal Sentinel* all-area selection and Area Player of the Year as a senior... Finished his senior season with 87 tackles, seven sacks, two forced fumbles and one fumble recovery... Shelby Harris was born on Aug. 11, 1991, in Milwaukee.

HARRIS' REGULAR SEASON RECORD

Year	Club	G	S	UT	A	TT	S-Yds.	I-Yds.	PD	FF	FR	TD-Int.	TD-FR	S	Pts.
2014	Oakland	1	0	1	1	2	0-0	0-0	0	0	0	0	0	0	0
2015	Oakland	7	0	9	3	12	1-9	0-0	0	0	0	0	0	0	0
2016	NYJ/DAL	PRACTICE SQUAD													
2017	Denver	6	1	6	5	11	2-9	0-0	1	0	0	0	0	0	0
CAREER TOTALS		14	1	16	9	25	3-19	0-0	1	0	0	0	0	0	0

ADDITIONAL STATISTICS: Blocked a field goal vs. Los Angeles Chargers, 9/11/17.

SHELBY HARRIS' 2017 GAME-BY-GAME

(Victories asterisked)

2017 DENVER (3-3)		TACKLES									
Date	Opponent	P/S	UT	A	TT	S-Yds.	I-Yds.	PD	FF	FR	
Sep 11	vs. LA Chargers*	S	0	2	2	0-0	0-0	0	0	0	
Sep 17	vs. Dallas*	P	0	1	1	0-0	0-0	0	0	0	
Sep 24	at Buffalo	P	1	1	2	1-5	0-0	0	0	0	
Oct 1	vs. Oakland*	P	1	0	1	1-4	0-0	0	0	0	
Oct 15	vs. New York Giants	P	2	1	3	0-0	0-0	1	0	0	
Oct 22	at LA Chargers	P	2	0	2	0-0	0-0	0	0	0	
Season Totals			6/1	6	5	11	2-9	0-0	1	0	0



DE'ANGELO HENDERSON 33

RUNNING BACK

5-7 • 208 • R • COASTAL CAROLINA

BORN: Nov. 24, 1992, in Summerville, S.C.

HIGH SCHOOL: Summerville (S.C.) High School

ACQUIRED: Draft #6 (219th overall), 2017

NFL YEAR: 1st • **YEAR WITH BRONCOS:** 1st

NFL GAMES PLAYED/STARTED: 3/0



HENDERSON AT A GLANCE:

- A rookie running back who appeared in three games with Denver in 2017.
- Started 39-of-50 games played at Coastal Carolina University, rushing 721 times for 4,635 yards (6.5. avg.) with 58 touchdowns.
- Set an NCAA Division I record by scoring a touchdown in 35 consecutive games (58 total touchdowns), spanning every game he appeared in during the 2014-16 seasons.
- Finished his collegiate career as Coastal Carolina's leading rusher in all major categories, including yards (4,635), attempts (732), rushing scores (58) and 100-yard rushing games (25).
- Selected by the Broncos in the sixth round (219th overall) of the 2017 NFL Draft.

CAREER TRANSACTIONS: Signed by Denver as a draft choice 5/10/17.



2017: Henderson made his NFL debut on special teams vs. LAC (9/11)... Saw action on special teams vs. Dal. (9/17)... Rushed once for one yard on a fake punt and made one special-teams stop at Buf. (9/24)... Was inactive vs. Oak. (10/1), vs. NYG (10/15) and at LAC (10/22).

COLLEGE: Henderson started 39-of-50 games played at Coastal Carolina University, rushing 721 times for 4,635 yards (6.5. avg.) with 58 touchdowns... Opened all nine games played at Coastal Carolina University, setting the NCAA Division I record by scoring at least one touchdown in 35 consecutive games (58 total scores)... Rushed 183 times for 1,156 yards (6.3 avg.) with 16 touchdowns in addition to catching 20 passes for 190 yards (9.5 avg.) with two scores... Rushed for more than 100 yards in seven contests, ranking fourth in rushing yards per game (128.4) and fifth in total touchdowns (19) nationally... Started all 12 games, finishing with 222 rushes for 1,346 yards (6.1 avg.) with 16 touchdowns... Added 40 receptions for 403 yards (10.1 avg.) with three touchdowns... Named the Big South Conference Offensive Player of the Year and received recognition on the conference's first team... Broke the NCAA FCS record for consecutive games with at least one touchdown (26)... Compiled eight 100-yard rushing games... Scored a touchdown in all 14 of his starts in 2014... Posted a career-best 1,534 rushing yards on 234 carries (6.6 avg.) with 20 touchdowns in addition to catching 33 passes for 289 yards (8.8 avg.)... Named First-Team All-Big South after leading the conference in rushing yards per game (109.6), total rushing yards (1,534) and rushing scores (20).

PERSONAL: Henderson was named a finalist for South Carolina's 2010 Mr. Football as a senior at Summerville (S.C.) High School... Voted as the Class 4A Running Back of the Year by the South Carolina Coaches Association, leading the state in rushing yards with 2,345 yards while scoring 27 touchdowns... Finished as his school's all-time leading rusher with 4,661 yards to go along with 53 career touchdowns... De'Angelo Henderson was born on Nov. 24, 1992, in Summerville, S.C.

HENDERSON'S REGULAR SEASON RECORD


Year	Club	RUSHING							RECEIVING					SCORING						
		G	S	No.	Yds.	Avg.	LG	TD	No.	Yds.	Avg.	LG	TD	TD	TDr	TDp	TDrt	2pt	Pts.	
2017	Denver	3	0	1	1	1.0	1	0	0	0	—	—	0	0	0	0	0	0	0	0
CAREER TOTALS		3	0	1	1	1.0	1	0	0	0	—	—	0	0	0	0	0	0	0	0

ADDITIONAL STATISTICS: Special-teams Tackles— 2017 (1), TOTAL (1).

DE'ANGELO HENDERSON'S 2017 GAME-BY-GAME

(Victories asterisked)

2017 DENVER (3-3)		RUSHING							RECEIVING					SCORING	
Date	Opponent	P/S	No.	Yds.	Avg.	LG	TD	No.	Yds.	Avg.	LG	TD	2pt	Pts.	
Sep 11	vs. LA Chargers*	P	0	0	—	—	0	0	0	—	—	0	0	0	
Sep 17	vs. Dallas*	P	0	0	—	—	0	0	0	—	—	0	0	0	
Sep 24	at Buffalo	P	1	1	1.0	1	0	0	0	—	—	0	0	0	
Oct 1	vs. Oakland*							INACTIVE							
Oct 15	vs. New York Giants							INACTIVE							
Oct 22	at Los Angeles Chargers							INACTIVE							
Season Totals			2/0	0	0	—	—	0	0	0	—	—	0	0	



JEFF HEURMAN

82

TIGHT END

6-5 • 255 • 3RD YR. • OHIO STATE

BORN: Nov. 24, 1992, in Naples, Fla.

HIGH SCHOOL: Barron Collier High School, Naples, Fla.

ACQUIRED: Draft #3 (92nd overall), 2015

NFL YEAR: 3rd • YEAR WITH BRONCOS: 3rd

NFL GAMES PLAYED/STARTED: 18/4



HEURMAN AT A GLANCE:

- A third-year tight end who played 18 games (4 starts) with Denver (2016-17) after missing his initial NFL season in 2015 with a knee injury suffered during rookie mini camp.
- Played 51 career games (36 starts) at Ohio State University, totaling 52 receptions for 792 yards (15.2 avg.) with seven touchdowns in four seasons.
- Tallied 17 catches for 207 yards (12.2 avg.) with two touchdowns as a senior team co-captain, helping the Buckeyes to the 2014 College Football Playoff National Championship.
- Selected by the Broncos in the third round (92nd overall) of the 2015 NFL Draft.

CAREER TRANSACTIONS: Signed by Denver as a draft choice 6/4/15.



2017: Heurman caught one pass for 20 yards vs. LAC (9/11)... Posted one catch for 15 yards vs. Dal. (9/17)... Played at Buf. (9/24)... Started vs. Oak. (10/1)... Recorded two catches for 24 yards (12.0 avg.) and scored his first career touchdown on a 13-yard reception vs. NYG (10/15)... Started at LAC (10/22).

2016: Heurman played 12 games (2 starts), catching nine passes for 141 yards (15.7 avg.)... Made his NFL debut and made one catch for 29 yards at Cin. (9/25)... Made two catches for 40 yards (20.0 avg.) vs. N.E. (12/18)... Made his first career start and caught three passes for 32 yards (10.7 avg.) at K.C. (12/25).

2015: Selected in the third round of the 2015 NFL Draft (92nd overall), Heurman tore his ACL in rookie mini camp and missed the 2015 season.

COLLEGE: Heurman played 51 career games (36 starts) at Ohio State University, totaling 52 receptions for 792 yards (15.2 avg.) with seven touchdowns in four seasons... Served as one of Ohio State University's co-captains, starting 14-of-15 games played and tallying 17 catches for 207 yards (12.2 avg.) with two touchdowns his senior year... Helped lead the Buckeyes to the College Football Playoff National Championship... Named a second-team All-Big Ten Conference selection and was on the John Mackey Award (nation's top tight end) mid-season watch list... Started all 14 games as a junior, recording career highs in receptions (26), receiving yards (466) and touchdowns (4) while earning All-Big Ten honorable mention honors... Led all Buckeyes receivers with 17.9 yards per reception... Named the Mackey Award Player of the Week following his career-best five-catch, 116-yard receiving outing vs. Purdue (11/2/13).

PERSONAL: Heurman earned all-conference, all-area and all-district honors as a senior at Barron Collier High School in Naples, Fla... Led Barron Collier to three District 3A titles... Played hockey for eight years and competed on the junior circuit... His father, Paul, was a basketball captain at Michigan and his brother, Mike, played tight end at Notre Dame... Last name is pronounced HIRE-mun... Jeff Heurman was born on Nov. 24, 1992, in Naples, Fla.


HEURMAN'S REGULAR SEASON RECORD

Year	Club	G	S	No.	RECEIVING				SCORING					
					Yds.	Avg.	LG	TD	TD	TDr	TDp	TDrt	2pt	Pts.
2015	Denver													
					INJURED RESERVE									
2016	Denver	12	2	9	141	15.7	31	0	0	0	0	0	0	0
2017	Denver	6	2	4	59	14.8	20	1	1	0	1	0	0	6
CAREER TOTALS		18	4	13	200	15.4	31	1	1	0	1	0	0	6

JEFF HEUERMAN'S 2017 GAME-BY-GAME

(Victories asterisked)

2017 DENVER (3-3)			RECEIVING					SCORING	
Date	Opponent	P/S	No.	Yds.	Avg.	LG	TD	2pt.	Pts.
Sep 11	vs. LA Chargers*	P	1	20	20.0	20	0	0	0
Sep 17	vs. Dallas*	P	1	15	15.0	15	0	0	0
Sep 24	at Buffalo	P	0	0	—	—	0	0	0
Oct 1	vs. Oakland*	S	0	0	—	—	0	0	0
Oct 15	vs. New York Giants	P	2	24	12.0	13t	1	0	6
Oct 22	at LA Chargers	S	0	0	—	—	0	0	0
Season Totals		6/2	4	59	14.8	20	1	0	6



ANDY JANOVICH

32

FULLBACK



6-1 • 238 • 2ND YR. • NEBRASKA

BORN: May 23, 1993, in Gretna, Neb.

HIGH SCHOOL: Gretna (Neb.) High School

ACQUIRED: Draft #6 (176th overall), 2016

NFL YEAR: 2nd • YEAR WITH BRONCOS: 2nd

NFL GAMES PLAYED/STARTED: 17/6

JANOVICH AT A GLANCE:

- A second-year fullback who saw action in 17 games (6 starts) with Denver (2016-17), rushing six times for 38 yards (6.3 avg.) with one touchdown and catching seven passes for 58 yards (8.3 avg.).
- Appeared in 50 games (10 starts) for the University of Nebraska, contributing on offense and special teams.
- Led Nebraska with 13 special-teams tackles in 2015, earning honorable mention All-Big Ten Conference accolades.
- Attended Gretna (Neb.) High School, where he was named first-team All-Nebraska by the *Omaha World-Herald* as a linebacker,
- Selected by the Broncos in the sixth round (176th overall) of the 2016 NFL Draft.

CAREER TRANSACTIONS: Signed by Denver as a draft choice 5/12/16.



2017: Janovich started vs. LAC (9/11)... Saw action on offense and special teams vs. Dal. (9/17)... Rushed one time for two yards at Buf. (9/24)... Assisted on one special-teams tackle vs. Oak. (10/1)... Posted one solo special-teams stop vs. NYG (10/15)... Rushed one time for three yards and caught two passes for 14 yards (7.0 avg.) at LAC (10/22).

2016: Selected by the Broncos in the sixth round (176th overall) of the 2016 NFL Draft, Janovich saw action in 11 games (5 starts) before being placed on injured reserve on Dec. 2... Rushed four times for 33 yards (8.3 avg.) with one touchdown and caught five passes for 44 yards (8.8 avg.) vs. Car. (9/8)... Scored on a 28-yard touchdown run on his first NFL carry against the Panthers to become just the third player in franchise history over the last 30 years to score on his first career rushing attempt... Started his first NFL game at Cin. (9/25).

COLLEGE: Janovich appeared in 50 games (10 starts) for the University of Nebraska, contributing on offense at fullback and on various special-teams units... Appeared in 13 games (6 starts) as a senior, finishing with 42 carries for 265 yards (6.3 avg.) with three touchdowns and led the team with 13 special-teams tackles... Totaled 113 yards of offense vs. Southern Miss (9/27)... Saw action in 13 games (2 starts) and caught one pass for 16 yards in 2014... Awarded a scholarship prior to the start of his sophomore season and played 13 games, but did not register any statistics.

PERSONAL: Janovich attended Gretna (Neb.) High School, where he was named first-team All-Nebraska by the *Omaha World-Herald* as a linebacker and was part of the *Lincoln Journal Star's* second-team Super State squad as a senior... Led Gretna to the Nebraska Class B semifinals in his senior campaign, leading the team with 112 tackles and rushing for 799 yards with 18 touchdowns... Selected to play in the Nebraska Shrine Bowl... Enjoyed a perfect record during final two seasons in wrestling, winning the 2012 Class B 220-pound championship with a 46-0 record and 2011 the 189-pound title with a 53-0 record... Majored in management at the University of Nebraska... Named to the Nebraska Scholar-Athlete Honor Roll in the spring of 2013... Andy Janovich was born on May 23, 1993, in Gretna, Neb.

JANOVICH'S REGULAR SEASON RECORD

Year	Club	G		RUSHING					RECEIVING					SCORING					
		S	No.	Yds.	Avg.	LG	TD	No.	Yds.	Avg.	LG	TD	TD	TDr	TDp	TDt	2pt	Pts.	
2016	Denver	11	5	4	33	8.3	28t	1	5	44	8.8	13	0	1	1	0	0	0	6
2017	Denver	6	1	2	5	2.5	3	0	2	14	7.0	10	0	0	0	0	0	0	0
CAREER TOTALS		17	6	6	38	6.3	28t	1	7	58	8.3	13	0	1	1	0	0	0	6

ADDITIONAL STATISTICS: Special-teams tackles — 2016 (2), 2017 (2), TOTAL (4)

JANOVICH'S SINGLE-GAME HIGHS

(Postseason in parentheses)

Rushes — 1, five times, last at Buffalo, 9/24/17. **Rushing yards** — 28 vs. Carolina, 9/8/16. **Longest rush** — 28t vs. Carolina, 9/8/16. **Rushing touchdowns** — 1 vs. Carolina, 9/8/16. **Receptions** — 1, five times, last vs. Kansas City, 11/27/16. **Receiving yards** — 13 at Cincinnati, 9/25/16. **Longest reception** — 13 at Cincinnati, 9/25/16.

ANDY JANOVICH'S 2017 GAME-BY-GAME

(Victories asterisked)

2017 DENVER (3-3)			RUSHING					RECEIVING				SCORING		
Date	Opponent	P/S	No.	Yds.	Avg.	LG	TD	No.	Yds.	Avg.	LG	TD	2pt.	Pts.
Sep 11	vs. LA Chargers*	S	0	0	—	—	0	0	0	—	—	0	0	0
Sep 17	vs. Dallas*	P	0	0	—	—	0	0	0	—	—	0	0	0
Sep 24	at Buffalo	P	1	2	2.0	2	0	0	0	—	—	0	0	0
Oct 1	vs. Oakland*	P	0	0	—	—	0	0	0	—	—	0	0	0
Oct 15	vs. New York Giants	P	0	0	—	—	0	0	0	—	—	0	0	0
Oct 22	at LA Chargers	P	1	3	3.0	3	0	2	14	7.0	10	0	0	0
Season Totals		6/1	2	5	2.5	3	0	2	14	7.0	10	0	0	0



ZACH KERR

92

DEFENSIVE END

6-2 • 334 • 4TH YR. • DELAWARE

BORN: Aug. 29, 1990, in Virginia Beach, Va.

HIGH SCHOOL: Quince Orchard High School, Gaithersburg, Md.

ACQUIRED: Unrestricted Free Agent (Ind.), 2017

NFL YEAR: 4th • YEAR WITH BRONCOS: 1st

NFL GAMES PLAYED/STARTED: 38/8



KERR AT A GLANCE:

- A fourth-year defensive linemen who appeared in 38 games (8 starts) during his first four seasons in the NFL with Indianapolis (2014-16) and Denver (2017).
- Appeared in 12 games (4 starts) with the Colts in 2016, totaling 19 tackles (11 solo), 2.5 sacks (15.5 yds.) and one fumble recovery.
- Earned All-Colonial Athletic Association honors as a junior and senior at the University of Delaware (2012-13) after beginning his collegiate career at the University of Maryland (2009-11).
- Joined the Broncos as an unrestricted free agent (Indianapolis) on March 9, 2017.
- Entered the NFL as a college free agent with Indianapolis on May 11, 2014.

CAREER TRANSACTIONS: Signed by Indianapolis as a college free agent 5/11/14; Signed by Denver 3/9/17.



2017: Kerr was inactive vs. LAC (9/11) and vs. Dal. (9/17)... Assisted on one tackle at Buf. (9/24)... Was inactive vs. Oak. (10/1) and vs. NYG (10/15)... Saw action at LAC (10/22).

2016: Kerr played 12 games (4 starts) with Indianapolis, recording 19 tackles (11 solo), 2.5 sacks (15.5 yds.) and one fumble recovery... Totaled a career-high five solo tackles and one sack at Den. (9/18).

2015: Kerr participated in 12 games (4 starts) with the Colts, notching 29 tackles (16 solo) and one pass defended... Opened the final four games of the season, recording 15 tackles (9 solo) in those contests.

2014: Kerr, who entered the NFL as a college free agent with Indianapolis on May 11, saw action in 12 games as a rookie... Contributed 16 tackles (11 solo), three sacks (6 yds.), one pass defended and one forced fumble... Produced his first career sack vs. Ten. (9/8)... Posted one sack (4 yds.) and one pass defended vs. Cin. (10/19).

COLLEGE: Kerr played two seasons at the University of Delaware (2012-13) after beginning his collegiate career at the University of Maryland (2009-11)... Started all 22 games played with the Blue Hens after appearing in 25 contests at Maryland... Finished his senior season at Delaware with 57 tackles (28 solo), 3.5 sacks, four passes defended and two forced fumbles en route to first-team All-Colonial Athletic Association honors... Earned second-team All-CAA honors as a junior after starting all 11 games and leading a defensive front that ranked second in the conference in rushing defense (134.2 ypg)... Finished his junior season with 27 tackles (15 solo), one sack, one interception and two fumble recoveries... Recorded 23 tackles (8 solo) in his two season at Maryland before sitting out the 2011 season due to NCAA transfer rules.

PERSONAL: Kerr attended Quince Orchard High School in Gaithersburg, Md., and spent one season at Fork Union (Va.) Military Academy before college... Earned all-Met, all-county and all-state honors in both 2006 and 2007... Zach Kerr was born on Aug. 29, 1990, in Virginia Beach, Va.

KERR'S REGULAR SEASON RECORD

Year	Club	G	S	UT	A	TT	S-Yds.	I-Yds.	PD	FF	FR	TD-Int.	TD-FR	S	Pts.
2014	Indianapolis	12	0	11	5	16	3-6	0-0	1	1	0	0	0	0	0
2015	Indianapolis	12	4	16	13	29	0-0	0-0	1	0	0	0	0	0	0
2016	Indianapolis	12	4	11	8	19	2.5-15.5	0-0	0	0	1	0	0	0	0
2017	Denver	2	0	0	1	1	0-0	0-0	0	0	0	0	0	0	0
CAREER TOTALS		38	8	38	27	65	5.5-21.5	0-0	2	1	1	0	0	0	0

ZACH KERR'S 2017 GAME-BY-GAME

(Victories asterisked)

2017 DENVER (3-3)		TACKLES								
Date	Opponent	P/S	UT	A	TT	S-Yds.	I-Yds.	PD	FF	FR
Sep 11	vs. LA Chargers*					INACTIVE				
Sep 17	vs. Dallas*					INACTIVE				
Sep 24	at Buffalo	P	0	1	1	0-0	0-0	0	0	0
Oct 1	vs. Oakland*					INACTIVE				
Oct 15	vs. New York Giants					INACTIVE				
Oct 22	at LA Chargers	P	0	0	0	0-0	0-0	0	0	0
Season Totals		2/0	0	1	1	0-0	0-0	0	0	0



CASEY KREITER

42

LONG SNAPPER

6-1 • 250 • 2ND YR. • IOWA

BORN: Aug. 13, 1990, in DeWitt, Iowa

HIGH SCHOOL: Central High School, DeWitt, Iowa

ACQUIRED: Free Agent, 2016

NFL YEAR: 2nd • YEAR WITH BRONCOS: 2nd

NFL GAMES PLAYED/STARTED: 16/0



KREITER AT A GLANCE:

- A second-year long snapper who appeared in 16 games with Denver in 2016-17 after spending training camp with Dallas in 2014 and 2015.
- Snapped in 40 games for the University of Iowa, earning honorable mention All-Big Ten Conference honors as a senior.
- Joined the Broncos as a free agent on March 17, 2016.
- Entered the NFL with Dallas as a college free agent on May 12, 2014.

CAREER TRANSACTIONS: Signed Dallas as a college free agent 5/12/14; Waived by Dallas 8/26/14; Signed by Dallas 3/17/15; Waived by Dallas 8/31/15; Signed by Denver 4/7/16.



2017: Kreiter snapped vs. LAC (9/11)... Made one special-teams tackle vs. Dal. (9/17)... Snapped at Buf. (9/24), vs. Oak. (10/1), vs. NYG (10/15) and at LAC (10/22).

2016: Kreiter appeared in 10 games with the Broncos before suffering a season-ending calf injury... Made his NFL debut vs. Car. (9/8)... Snapped and made one special-teams tackle at S.D. (10/13)... Placed on injured reserve on Dec 16.

2015: Kreiter competed with Dallas in training camp and was waived during final roster cutdowns on Aug. 31.

2014: Kreiter spent training camp with Dallas before being waived on Aug. 26.


COLLEGE: Kreiter snapped in 40 games for the University of Iowa, earning honorable mention All-Big Ten Conference honors as a senior... Recorded nine special-teams tackles during his career on punt coverage... Named Academic All-Big Ten in his last three seasons in college.

PERSONAL: Kreiter attended Central High School in DeWitt, Iowa, where he earned first team all-state honors as a senior and second team accolades as a junior... Competed in wrestling, baseball and track and field... Spent his time out of football teaching in Iowa... Casey Kreiter was born on Aug. 13, 1990, in DeWitt, Iowa.

KREITER'S REGULAR SEASON RECORD

Year	Club	G	S
2016	Denver	10	0
2017	Denver	6	0
CAREER TOTALS		16	0

ADDITIONAL STATISTICS: Special-teams tackles — 2016 (1), 2017 (1), TOTAL (2)



BRENDAN LANGLEY

27

CORNERBACK

6-0 • 199 • R • LAMAR

BORN: Oct. 16, 1994, in Marietta, Ga.

HIGH SCHOOL: Carlton J. Kell High School, Marietta, Ga.

ACQUIRED: Draft #3b (101st overall), 2017

NFL YEAR: 1st • YEAR WITH BRONCOS: 1st

NFL GAMES PLAYED/STARTED: 4/0



LANGLEY AT A GLANCE:

- A rookie cornerback who played four games with Denver in 2017.
- Appeared in 22 games (14 starts) in two seasons at Lamar University (2015-16) after beginning his collegiate career at the University of Georgia (2013-14).
- Registered 76 tackles (52 solo), seven interceptions (135 yds.), 27 passes defended, one forced fumble and one fumble recovery in 31 games played (18 starts) during his collegiate career.
- Named First-Team All-Southland Conference as a defensive back and return specialist following the 2016 season.
- Selected by the Broncos in the third round (101st overall) of the 2017 NFL Draft.

CAREER TRANSACTIONS: Signed by Denver as a draft choice 5/12/17.



2017: Langley made his NFL debut on special teams vs. LAC (9/11)... Was inactive vs. Dal. (9/17) and at Buf. (9/24)... Returned from injury and played special teams vs. Oak. (10/1)... Returned two kickoffs for 75 yards (37.5 avg.) and one punt for six yards vs. NYG (10/15)... Returned three kickoffs for 96 yards (31.0 avg.) with a long of 61 yards at LAC (10/22).

COLLEGE: Langley appeared in 22 games (14 starts) in two seasons at Lamar University (2015-16) after beginning his collegiate career at the University of Georgia (2013-14)... Started all 11 games played in 2016 recording 43 tackles (28 solo), six interceptions (49 yds.), 13 passes defended and one forced fumble... Named First-Team All-Southland Conference as a defensive back and return specialist... Led the Southland Conference and tied for fifth nationally with his six picks... Returned 21 punts for 245 yards (11.7 avg.) with two touchdowns... Played 11 games (3 starts) at wide receiver and cornerback in his first season at Lamar... Finished with 21 tackles (16 solo), one interception returned for a touchdown (86 yds.) and 12 passes defended... Caught four passes for 51 yards (12.8 avg.) with one touchdown... Did not play during the 2014 season at Georgia... appeared in nine games (4 starts) at Georgia as a true freshman.

PERSONAL: Langley was named the *Marietta Daily Journal* Cobb Defensive Player of the Year following his senior season at Kell High School in Marietta, Ga... Recorded 60 tackles, four interceptions and one fumble recovery while contributing on offense, defense and special teams... Brendan Langley was born on Oct. 16, 1994, in Marietta, Ga.

LANGLEY'S REGULAR SEASON RECORD


Year	Club	G	S	UT	A	TT	S-Yds.	I-Yds.	PD	FF	FR	TD-Int.	TD-FR	S	Pts.
2017	Denver	4	0	0	0	0	0-0	0-0	0	0	0	0	0	0	0
CAREER TOTALS		4	0	0	0	0	0-0	0-0	0	0	0	0	0	0	0

ADDITIONAL STATISTICS: Punt returns — 2017 (1 for 6 yards, 6.0 avg., 6 LG), TOTAL (1 for 6 yards, 6.0 avg., 6 LG). Kickoff returns — 2017 (5 for 168 yards, 33.6 avg., 61 LG), TOTAL (5 for 168 yards, 33.6 avg., 61 LG).

BRENDAN LANGLEY'S 2017 GAME-BY-GAME

(Victories asterisked)

2017 DENVER (3-3)		TACKLES									
Date	Opponent	P/S	UT	A	TT	S-Yds.	I-Yds.	PD	FF	FR	
Sep 11	vs. LA Chargers*	P	0	0	0	0-0	0-0	0	0	0	
Sep 17	vs. Dallas*					INACTIVE					
Sep 24	at Buffalo					INACTIVE					
Oct 1	vs. Oakland*	P	0	0	0	0-0	0-0	0	0	0	
Oct 15	vs. New York Giants	P	0	0	0	0-0	0-0	0	0	0	
Oct 22	at LA Chargers	P	0	0	0	0-0	0-0	0	0	0	
Season Totals			4/0	0	0	0	0-0	0-0	0	0	0



CODY LATIMER

14

WIDE RECEIVER

6-2 • 215 • 4TH YR. • INDIANA

BORN: Oct. 10, 1992, in Dayton, Ohio

HIGH SCHOOL: Jefferson Township High School, Dayton, Ohio

ACQUIRED: Draft #2 (56th overall), 2014

NFL YEAR: 4th • **YEAR WITH BRONCOS:** 4th

NFL GAMES PLAYED/STARTED: 37/2 • **POSTSEASON GP/GS:** 3/0



LATIMER AT A GLANCE:

- A fourth-year wide receiver who played 37 regular-season games (2 starts) and three post-season contests in his first four seasons with Denver.
- Caught eight passes for 76 yards (9.5 avg.) and made six special-teams tackles in addition to returning eight kickoffs for 200 yards (25.0 avg.) in 2016.
- Totaled two receptions for 23 yards (11.5 avg.) and two kickoff returns for 22 yards (11.0 avg.) during his rookie season in 2014.
- Opened 24-of-32 games at Indiana University and finished his collegiate career ranked seventh in school history in receptions (135) and yards (2,042).
- Made at least one catch in every game played for Indiana, tying for the fourth most 100-yard receiving games (7) by a Hoosier.
- Selected by the Broncos in the second round (56th overall) of the 2014 NFL Draft.

CAREER TRANSACTIONS: Signed by Denver as a draft choice 6/2/14.



2017: Latimer made one special-teams stop on punt coverage vs. LAC (9/11)... Caught two passes for 22 yards (11.0 avg.) vs. Dal. (9/17)... Returned three kickoffs for 81 yards (27.0 avg.) at Buf. (9/24)... Was inactive vs. Oak. (10/1), vs. NYG (10/15) and at LAC (10/22)..

2016: Latimer caught eight passes for 76 yards (9.5 avg.) and made six special-teams tackles in 12 games played (1 start)... Returned eight kickoffs for 200 yards (25.0 avg.)... Posted two special-teams tackles vs. Car. (9/8)... Caught two passes for 12 yards (6.0 avg.) and made one special-teams stop vs. Ind. (9/18)... Caught one pass for 10 yards and returned three kickoffs for 83 yards (27.7 avg.), including a 46-yard kickoff return, at Cin. (9/25)... Converted a first down on a career-long 16-yard reception on a fake punt at Ten. (12/11)... Returned two kickoffs for 52 yards (26.0 avg.) and made two special-teams tackle vs. N.E. (12/18)... Matched a career-high with three catches for 28 yards (9.3 avg.) vs. Oak. (1/1).

2015: Latimer played 14 regular-season games (1 start) and three postseason contests, making six catches for 59 yards (9.8 avg.) with one touchdown... Caught three passes for 30 yards (10.0 avg.) vs. K.C. (11/15)... Made his first career start and caught two passes for 22 yards (11.0 avg.) with one touchdown at Chi. (11/22)... Recorded a pair of catches for 18 yards (9.0 avg.) in Denver's AFC Divisional Playoff Game vs. Pit. (1/17)... Caught one pass for 13 yards and made two special-teams tackles in the Broncos' AFC Championship Game vs. N.E. (1/24)... Saw action on offense and special teams in Denver's Super Bowl 50 victory vs. Car. (2/7).

2014: Selected by the Broncos in the second round (56th overall) of the 2014 NFL Draft, Latimer appeared in eight regular-season games as a rookie and totaled two receptions for 23 yards (11.5 avg.) and two kickoff returns for 22 yards (11.0 avg.)... Made his Broncos debut in the season opener vs. Ind. (9/7) and saw action in 10 special-teams plays... Recorded his first career kickoff return (8 yds.) at N.E. (11/2)... Hauled in his first career reception at Oak. (11/9).

COLLEGE: Latimer played 32 games (24 starts) at Indiana University and finished his collegiate career ranked seventh in school history in receptions (135) and yards (2,042)... Made at least one catch in every game played for the Hoosiers, tying for the fourth most 100-yard receiving games (7) at Indiana... Started all 12 games as a senior and led the team with 72 receptions for 1,096 yards (15.2 avg.) with nine touchdowns... Named a second-team All-Big Ten Conference selection for the second consecutive season and was recognized as Indiana's Anthony Thompson Most Valuable Player.

PERSONAL: Latimer competed at wide receiver and defensive back at Jefferson Township High School in Dayton, Ohio, where he was named a first-team all-conference selection following his senior season... Scored 12 offensive touchdowns, one defensive touchdown and five special-teams touchdowns during his final prep campaign... Latimer's late father, Colby, was a member of the Bowling Green football team in 1986... Raises money for the American Cancer Society by donating proceeds from T-shirt sales on his personal website... Cody Derek Latimer was born on Oct. 10, 1992, in Dayton, Ohio.

LATIMER'S REGULAR SEASON RECORD

Year	Club	G	S	No.	RECEIVING				PUNT RETURNS				KICKOFF RETURNS					
					Yds.	Avg.	LG	TD	No.	Yds.	Avg.	LG	TD	No.	Yds.	Avg.	LG	TD.
2014	Denver	8	0	2	23	11.5	14	0	0	0	—	—	0	2	22	11.0	14	0
2015	Denver	14	1	6	59	9.8	15	1	0	0	—	—	0	0	27	—	27	0
2016	Denver	12	1	8	76	9.5	16	0	0	0	—	—	0	8	200	25.0	46	0
2017	Denver	3	0	2	22	11.0	13	0	0	0	—	—	0	5	142	28.4	36	0
CAREER TOTALS		37	2	18	180	10.0	16	1	0	0	—	—	0	15	391	26.1	46	0

ADDITIONAL STATISTICS: Special-teams tackles — 2015 (4), 2016 (6), 2017 (1), TOTAL (11). Special-teams FR — 2017 (1), TOTAL (1). Miscellaneous tackles — 2015 (1), 2016 (1), TOTAL (2). Rushing — 2015 (2 rushes for 1 yard (0.5 avg., 0 TD)), TOTAL (2 rushes for 1 yard (0.5 avg., 0 TD)).

LATIMER'S POSTSEASON RECORD


Year	Club	G	S	No.	RECEIVING				KICKOFF RETURNS				KICKOFF RETURNS					
					Yds.	Avg.	LG	TD	No.	Yds.	Avg.	LG	TD	No.	Yds.	Avg.	LG	TD.
2014	Denver	0	0	0	0	0.0	—	0	0	0	0.0	—	0	0	0	0.0	—	0
2015	Denver	3	0	2	18	9.0	12	0	0	0	0.0	—	0	0	0	0.0	—	0
CAREER TOTALS		3	0	2	18	9.0	12	0	0	0	0.0	—	0	0	0	0.0	—	0

ADDITIONAL STATISTICS: Special-teams tackles — 2015 (2), TOTAL (2).

CODY LATIMER'S 2017 GAME-BY-GAME

(Victories asterisked)

2017 DENVER (3-3)			RECEIVING					SCORING	
Date	Opponent	P/S	No.	Yds.	Avg.	LG	TD	2pt.	Pts.
Sep 11	vs. LA Chargers*	P	0	0	—	—	0	0	0
Sep 17	vs. Dallas*	P	2	22	22.0	13	0	0	0
Sep 24	at Buffalo	P	0	0	—	—	0	0	0
Oct 1	vs. Oakland*								
Oct 15	vs. New York Giants								
Oct 22	at LA Chargers								
Season Totals			3/0	2	22	22.0	13	0	0



RON LEARY

65

GUARD



6-3 • 320 • 6TH YR. • MEMPHIS

BORN: April 29, 1989, in Baton Rouge, La.

HIGH SCHOOL: Southern Lab High School, Baton Rouge, La.

ACQUIRED: Unrestricted Free Agent (Dal.), 2017

NFL YEAR: 6th • **YEAR WITH BRONCOS:** 1st

NFL GAMES PLAYED/STARTED: 54/53 • **POSTSEASON GP/GS:** 3/3

LEARY AT A GLANCE:

- A sixth-year offensive lineman who started 53-of-54 regular-season games and three playoff contests during his first six NFL seasons with Dallas (2012-16) and Denver (2017).
- Appeared in 13 games (12 starts) in 2016, helping Dallas rank second in the NFL in rushing (149.8 ypg) as part of an offensive line that Pro Football Focus ranked No. 1 in both run blocking and pass blocking.
- Did not allow a sack during the 2016 season according to STATS LLC.
- Started 31-of-32 possible regular-season games for the Cowboys from 2013-14 after spending most of his rookie season on the team's practice squad.
- Contributed to Dallas allowing the fourth-fewest sacks (65) in the NFL during the 2013-14 seasons while posting the league's fifth-highest rushing average (4.6) in that span.
- Played 44 games (36 starts) at left tackle and right guard at the University of Memphis, earning second-team All-Conference USA honors as a senior.
- Joined the Broncos as an unrestricted free agent (Dallas) on March 9, 2017.
- Entered the NFL as a college free agent with Dallas on April 30, 2012.

CAREER TRANSACTIONS: Signed by Dallas as a college free agent 4/30/12; Waived by Dallas 8/31/12; Signed by Dallas (practice squad) 9/1/12; Signed by Dallas (active roster) 12/22/12; Signed by Denver as an unrestricted free agent 3/9/17.



2017: Leary started at right guard in his Broncos debut vs. LAC (9/11)... Started at right guard vs. Dal. (9/17), at Buf. (9/24), vs. Oak. (10/1), vs. NYG (10/15) and at LAC (10/22).

2016: Leary opened 12-of-13 regular-season games and one postseason contest, helping Dallas rank second in the NFL in rushing (149.8 ypg) as part of an offensive line that Pro Football Focus ranked No. 1 in both run blocking and pass blocking... Did not allow a sack according to STATS LLC... Blocked for an offense that ranked fifth in the NFL in total offense (376.7) and scoring (26.3 ppg).

2015: Leary started all four games played for the Cowboys... Battled a groin injury early in the season and started three of the first five games... Was inactive for 10 weeks before opening the team's season finale.

2014: Leary opened all 15 regular-season games and two postseason contests for Dallas, contributing to an offense that ranked in the top-10 in total offense (383.6 ypg), rushing (147.1 ypg) and scoring (29.2 ppg)... Made his postseason debut in Dallas' NFC Wild Card Game vs. Det. (1/4).

2013: Leary started all 16 games at left guard for Dallas after earning the starting job in training camp... Made his NFL debut and first career start vs. NYG (9/8).

2012: Leary, who entered the NFL with Dallas as a college free agent on April 30, spent most of the season on the team's practice squad before being promoted to the active roster for the final two games of the season.

COLLEGE: Leary appeared in 44 games (36 starts) at left tackle and right guard at the University of Memphis, earning second-team All-Conference USA honors as a senior... Was a three-year starter on the offensive line, opening 30 games at left tackle and six at right guard... Selected to the 2008 All-Conference USA Freshman Team after playing in eight-of-13 games at left tackle and right tackle.

PERSONAL: Leary began playing football during his junior year at South Lab High School in Baton Rouge, La., becoming a team captain and first-team All-District 7-1A honoree as a senior... Ron Leary was born on April 29, 1989, in Baton Rouge, La.

LEARY'S REGULAR SEASON RECORD

Year	Club	G	S
2012	Dallas	0	0
2013	Dallas	16	16
2014	Dallas	15	15
2015	Dallas	4	4
2016	Dallas	13	12
2017	Denver	6	6
CAREER TOTALS		54	53

ADDITIONAL STATISTICS: *Miscellaneous tackles — 2013 (1), 2014 (3), 2017 (2), TOTAL (6). Miscellaneous FR — 2016 (1), TOTAL (1).*

LEARY'S POSTSEASON SEASON RECORD

Year	Club	G	S
2014	Dallas	2	2
2016	Dallas	1	1
CAREER TOTALS		3	3



PAXTON LYNCH

12

QUARTERBACK

6-7 • 245 • 2ND YR. • MEMPHIS

BORN: Feb. 12, 1994, in San Antonio

HIGH SCHOOL: Trinity Christian Academy, Deltona, Fla.

ACQUIRED: Draft #1 (26th overall), 2016

NFL YEAR: 2nd • YEAR WITH BRONCOS: 2nd

NFL GAMES PLAYED/STARTED: 3/2



LYNCH AT A GLANCE:

- A second-year quarterback who played three games (2 starts) as a rookie with Denver in 2016, completing 49-of-83 passes (59.0%) for 497 yards with two touchdowns and one interception.
- Started all 38 games played at the University of Memphis, completing 758-of-1,205 passes (62.9%) for 8,863 yards with 59 touchdowns and 23 interceptions in addition to rushing for 17 scores.
- Finished second in school history in career passing yards (8,863), touchdown passes (59) and completion percentage (62.9).
- Led the Tigers to a 9-4 record as a junior in 2015, completing 296-of-443 passes for 3,776 yards (66.8%) with 28 touchdowns and four interceptions.
- Earned All-American Athletic Conference honors following his final two collegiate seasons.
- Selected by the Broncos in the first round (26th overall) of the 2016 NFL Draft.

CAREER TRANSACTIONS: Signed by Denver as a draft choice 6/9/16.



2017: Lynch was inactive vs. LAC (9/11), vs. Dal. (9/17), at Buf. (9/24), vs. Oak. (10/1), vs. NYG (10/15) and at LAC (10/22).

2016: Selected by the Broncos in the first round (26th overall) of the 2016 NFL Draft, Lynch played three games (2 starts)... Completed 49-of-83 passes (59.0%) for 497 yards with two touchdowns and one interception the season... Made his NFL debut when he entered the game in the second quarter at T.B. (10/2), finishing 14-of-24 passing (58.3%) for 170 yards with one touchdown (94.1 rtg.)... Made his first career start vs Atl. (10/9) and completed 23-of-35 passes (65.7%) for 223 yards with one touchdown and one interception (81.0 rtg.)... Led his first career win at Jac. (12/4), completing 12-of-24 passes (50.0%) for 104 yards while adding 11 yards rushing on two carries.

COLLEGE: Lynch opened all 38 games played at the University of Memphis, completing 758-of-1,205 passes (62.9%) for 8,863 yards with 59 touchdowns and 23 interceptions in addition to rushing for 17 scores... Started all 13 games in his final collegiate season as a redshirt junior, completing 296-of-443 passes (66.8%) for 3,776 yards with 28 touchdowns and four interceptions... Named one of five finalists for the Johnny Unitas Golden Arm Award and a semifinalist for the Davey O'Brien National Quarterback Award and the 79th Maxwell Award in addition to first-team All-American Conference... Tied an NCAA record for the most touchdown passes (7) in a half in the first half against SMU (11/28/15)... Started all 13 games for the Tigers in 2014, completing 259-of-413 passes (62.7%) for 3,031 yards with 22 touchdown and nine interceptions in addition to rushing for 321 yards and 13 scores... Established a school record for total yards of offense (3,352) while earning AAC second-team honors... Started 12 games as a redshirt freshman, throwing for 2,056 yards on 203-of-349 passing (58.2%) with nine touchdowns and 10 interceptions... Redshirted during his true freshman season at Memphis.

PERSONAL: Lynch played quarterback at Trinity Christian Academy in Deltona, Fla.... Passed for more than 3,000 yards combined during is junior and senior seasons despite missing half of his final season with a knee injury... Threw for 237 yards and three touchdowns in the Central Florida All-Star Game in December of 2011, earning the game's MVP award... Majored in Sports and Leisure Management at the University of Memphis... Earned Tiger 3.0 list recognition for the Fall 2012, Spring 2013 and Spring 2014 semesters... Paxton Lynch was born on Feb. 12, 1994, in San Antonio.

LYNCH'S REGULAR SEASON RECORD

Year	Club	G	S	PASSING											
				Att.	Comp.	Pct.	Yds.	Yds./Att.	TD	%	Int.	%	LG	Sack/Yds.	Rtg.
2016	Denver	3	2	83	49	59.0	497	6.0	2	2.4	1	1.2	31	9/42	79.2
2017	Denver	0	0	0	0	0	0	0/0	0	0	0	0	0	0/0	0
CAREER TOTALS		3	2	83	49	59.0	497	6.0	2	2.4	1	1.2	31	9/42	79.2

ADDITIONAL STATISTICS: Miscellaneous FR — 2016 (1), TOTAL (1).

PAXTON LYNCH'S 2017 GAME-BY-GAME

(Victories asterisked)

2017 DENVER (3-2)		PASSING								RUSHING					
Opponent	P/S	Att.	Comp.	Yds.	Pct.	TD	INT	LG	S/Yds.	Rtg.	Att.	Yds.	Avg.	LG	TD
GAMES 1-6															
Season Totals	0/0	0	0	0	0	0	0	0	0/0	0	0	0	0	0	0

LYNCH PERFORMS AT A HIGH LEVEL IN HIS FIRST CAREER START

MOST COMPLETIONS BY A QUARTERBACK IN HIS BRONCOS STARTING DEBUT

Player	Opponent (Date)	No.
1. Brian Griese	vs. Mia. (9/13/1999)	24
2. Paxton Lynch	vs. Atl. (10/9/2016)	23
3. Ken Karcher	vs. Hou (10/4/1987)	22
4. Steve DeBerg	at Cin. (11/22/1981)	21
5. Charley Johnson	at Oak. (10/22/1972)	20
Brock Osweiler	at Chi. (11/22/2015)	20
Hugh Millen	at LAA (12/11/1994)	20



BRANDON MARSHALL 54

INSIDE LINEBACKER

6-1 • 250 • 6TH YR. • NEVADA

BORN: Sept. 10, 1989, in Las Vegas

HIGH SCHOOL: Cimarron-Memorial High School, Las Vegas

ACQUIRED: Free Agent, 2013

NFL YEAR: 6th • **YEAR WITH BRONCOS:** 5th

NFL GAMES PLAYED/STARTED: 53/46 • **POSTSEASON GP/GS:** 7/4



MARSHALL AT A GLANCE:

- A sixth-year linebacker who played 53 career regular-season games (46 starts) and seven playoff contests (4 starts) during his first six NFL seasons with Jacksonville (2012) and Denver (2013-17).
- Opened all 11 games played for Denver in 2016, registering 52 tackles (39 solo) and three passes defended.
- Finished second on the Broncos with 101 tackles (76 solo) in 2015 in addition to tallying 1.5 sacks (10.5 yds.), one interception, four passes defended and two forced fumbles.
- Voted by his teammates as the co-recipient of the 2015 Ed Block Courage Award after coming back from a foot injury to post his second consecutive 100-plus tackle season.
- Selected by the local media as the recipient of the Darrent Williams Good Guy Award in 2015, given annually to the Bronco who best exemplifies Williams' enthusiasm, cooperation and honesty while dealing with members of the press.
- Named a 2015 Broncos Community Ambassador award winner.
- Led the Broncos with 110 tackles (88 solo) in 2014 with that total ranking second in the NFL among first-year defensive starters.
- Spent the majority of the 2013 season on the Broncos' practice squad before being elevated to the active roster and appearing in four games (1 reg. season, 3 postseason).
- Saw action in five games for the Jaguars as a rookie in 2012 and contributed three special-teams tackles for the club.
- Totaled 259 career tackles, including 40 stops for a loss, as a four-year starter at the University of Nevada.
- Joined the Broncos as a practice-squad signee on Sept. 2, 2013.
- Selected by Jacksonville in the fifth round (142nd overall) of the 2012 NFL Draft.

CAREER TRANSACTIONS: Signed by Jacksonville as a draft choice 6/5/12; Waived by Jacksonville 10/27/12; Signed by Jacksonville 10/30/12; Waived by Jacksonville 11/1/12; Signed by Jacksonville (practice squad) 11/5/12; Signed by Jacksonville (active roster) 12/18/12; Waived by Jacksonville 8/30/13; Signed by Denver (practice squad) 9/2/13; Signed by Denver (active roster) 12/24/13.



2017: Marshall led the team with eight tackles (5 solo) vs. LAC (9/11)... Tied for the team lead with seven tackles (6 solo) vs. Dal. (9/17)... Posted a team-tying best 10 tackles (8 solo) and one sack (2 yds.) at Buf. (9/24)... Registered six tackles (3 solo) vs. Oak. (10/1)... Tallied four tackles (1 solo) and one pass defended vs. NYG (10/15)... Notched seven tackles (3 solo) at LAC (10/22).

2016: Marshall started all 11 games played, finishing with 49 tackles (37 solo) and three passes defended... Recorded six solo tackles vs. Car. (9/8)... Totaled four solo stops and one pass defended vs. Ind. (9/18)... Led the team with nine tackles (4 solo) at Cin. (9/25)... Finished with six tackles (4 solo) and one pass defended vs. K.C. (11/27)... Was inactive the final four games of the season with an injury.

2015: Marshall started all 16 regular-season games and all three postseason contests, totaling 100-plus tackles (101) for the second consecutive season and adding 1.5 sacks (10.5 yds.), one interception, four passes defended and two forced fumbles... Teamed with ILB Danny Trevathan to become the first pair of Broncos since 2009 with 100-plus tackles each in a single season... Registered 14 tackles (9 solo), two passes defended and one forced fumble in three postseason games... Made five tackles (4 solo) and forced a fumble that led to CB Bradley Roby's 21-yard game-winning fumble return with 0:27 remaining at K.C. (9/17)... Led the team with 12 tackles (11 solo) at Det. (9/27)... Picked off Steelers QB Ben Roethlisberger in the fourth quarter at Pit. (12/20)... Notched four tackles (3 solo) and one pass defended in Denver's AFC Divisional Playoff Game vs. Pit. (1/17)... Posted five tackles (4 solo), one pass defended and one forced fumble in Denver's AFC Championship Game vs. N.E. (1/24)... Tallied five tackles (2 solo) in Denver's Super Bowl 50 victory vs. Car. (2/7).

2014: Marshall played in 14 regular-season games (13 starts), totaling a team-high 110 tackles (88 solo),

two sacks (17 yds.), one interception (0 yds.), nine passes defended, one forced fumble and two special-teams stops... Racked up the second-most defensive stops by an NFL player in his first year as a starter in 2014... Totaled a career-best 15 tackles (13 solo) at Stl. (11/16)... Led the team with nine solo tackles vs. Buf. (12/7) and swatted down a career-high three passes defended to become just the sixth player in the NFL in 2014 to post at least nine tackles and three passes defended in a single game... Notched his first career sack vs. K.C. (9/14)... Recorded his first career interception vs. Buf. (12/7)... Missed the final two games of the regular season with a foot injury before returning to start in Denver's AFC Divisional Playoff Game vs. Ind (1/11).

2013: Marshall spent the first 16 weeks of the 2013 season on Denver's practice squad after being waived by Jacksonville... Signed to the Broncos' active roster Dec. 24... Appeared in Denver's regular-season finale as well as all three playoff contests... Made his first career defensive tackle to go along with a special-teams stop at Oak. (12/29)... Contributed one special-teams tackle in Super Bowl XLVIII vs. Sea. (2/2).

2012: Selected by Jacksonville in the fifth round (142nd overall) of the 2012 NFL Draft, Marshall saw action in four of the team's first six games as a rookie before splitting time on the Jaguars' practice squad and active roster during the second half of the season... Posted three special-teams tackles.

COLLEGE: Marshall recorded 259 tackles (145 solo), 40 tackles for a loss, six sacks, three interceptions, seven fumble recoveries and three forced fumbles as a four-year starter at the University of Nevada... Made 102 tackles with 10 tackles for a loss as a senior to earn second-team All-Western Athletic Conference honors from Phil Steele Publications.

PERSONAL: Marshall played linebacker, running back and tight end at Cimarron-Memorial High School in Las Vegas, earning first-team All-Sunset Conference and second-team all-state as a senior... Finished his prep career with 68 tackles, 13 sacks, 57 quarterback pressures, four fumble recoveries and 10 offensive touchdowns... Received the 2017 Courage Award from the Harvard Graduate School of Education's Alumni of Color... Partnered with the Rose Andom Center in December 2014 to host a clothing drive benefiting survivors of domestic violence... Participated in the teams' Hometown Huddle event in 2014, the Broncos' annual Play 60 event for the 16 branches of Boys & Girls Clubs of Metro Denver... Brandon Markieth Marshall was born on Sept 10, 1989, in Las Vegas.

MARSHALL'S REGULAR SEASON RECORD

Year	Club	G	S	UT	A	TT	S-Yds.	I-Yds.	PD	FF	FR	TD-Int.	TD-FR	S	Pts.
2012	Jacksonville	5	0	0	0	0	0-0	0-0	0	0	0	0	0	0	0
2013	Denver	1	0	1	0	1	0-0	0-0	0	0	0	0	0	0	0
2014	Denver	14	13	88	22	110	2-17	1-0	9	1	0	0	0	0	0
2015	Denver	16	16	76	25	101	1.5-10.5	1-0	3	2	0	0	0	0	0
2016	Denver	11	11	39	13	52	0-0	0-0	3	0	0	0	0	0	0
2017	Denver	6	6	26	16	42	1-2	0-0	1	0	0	0	0	0	0
CAREER TOTALS		53	46	230	76	306	4.5-29.5	2-0	16	3	0	0	0	0	0
BRONCOS TOTALS		48	46	230	76	306	4.5-29.5	2-0	16	3	0	0	0	0	0

ADDITIONAL STATISTICS: Special-teams tackles — 2012 (3), 2013 (1), 2014 (2), 2015 (1), TOTAL (7).

MARSHALL'S POSTSEASON RECORD

Year	Club	G	S	UT	A	TT	S-Yds.	I-Yds.	PD	FF	FR	TD-Int.	TD-FR	S	Pts.
2013	Denver	3	0	0	0	0	0-0	0-0	0	0	0	0	0	0	0
2014	Denver	1	1	4	2	6	0-0	0-0	0	0	0	0	0	0	0
2015	Denver	3	3	9	5	14	0-0	0-0	2	1	0	0	0	0	0
CAREER TOTALS		7	4	13	7	20	0-0	0-0	2	1	0	0	0	0	0

ADDITIONAL STATISTICS: Special-teams tackles — 2013 (1), TOTAL (1).

MARSHALL'S SINGLE-GAME HIGHS


(Postseason in parentheses)

Tackles — 15, at St. Louis, 11/16/14 (6 vs. Indianapolis, 1/11/15). **Sacks** — 1, 4x, last at Buffalo, 9/24/17 (none). **Sack yards** — 12 at Kansas City, 11/30/14 (none). **Interceptions** — 1, twice, last at Pittsburgh, 12/20/15 (none). **Passes defended** — 3 vs. Buffalo, 12/7/14 (1, twice, last vs. New England, 1/24/16). **Forced fumbles** — 1, three times, last vs. Green Bay, 11/1/15 (1 vs. New England, 1/24/16). **Special-teams tackles** — 1, seven times, last vs. Oakland, 12/13/15 (1 vs. Seattle, 2/2/14).

BRANDON MARSHALL'S 2017 BY-GAME

(Victories asterisked)

2017 DENVER (3-3)		TACKLES									
Date	Opponent	P/S	UT	A	TT	S-Yds.	I-Yds.	PD	FF	FR	
Sep 11	vs. LA Chargers*	S	5	3	8	0-0	0-0	0	0	0	
Sep 17	vs. Dallas*	S	6	1	7	0-0	0-0	0	0	0	
Sep 24	at Buffalo	S	8	2	10	1-2	0-0	0	0	0	
Oct 1	vs. Oakland*	S	3	3	6	0-0	0-0	0	0	0	
Oct 15	vs. New York Giants	S	1	3	4	0-0	0-0	1	0	0	
Oct 22	at LA Chargers	S	3	4	7	0-0	0-0	0	0	0	
Season Totals			6/6	26	16	42	1-2	0-0	1	0	0



CONNOR MCGOVERN

60

GUARD / CENTER

6-4 • 306 • 2ND YR • MISSOURI

BORN: April 27, 1993, in Fargo, N.D.

HIGH SCHOOL: Shanley High School, Fargo, N.D.

ACQUIRED: Draft #5 (144th overall), 2016

NFL YEAR: 2nd • **YEAR WITH BRONCOS:** 2nd

NFL GAMES PLAYED/STARTED: 5/0



McGOVERN AT A GLANCE:

- A second-year offensive lineman who appeared in five games in 2017 after spending his entire rookie season on Denver's active roster.
- Appeared in 49 games (40 starts) for the University of Missouri, helping the team to two SEC East Division Championships.
- Attended Shanley High School in Fargo, N.D., where he led his school to two state titles and was named the North Dakota Gatorade Player of the Year.
- Selected by the Broncos in the fifth round (144th overall) of the 2016 NFL Draft.

CAREER TRANSACTIONS: Signed by Denver as a draft choice 5/13/16.



2017: McGovern made his NFL debut vs. LAC (9/11)... Saw action on offense and special teams vs. Dal. (9/17) and at Buf. (9/24)... Contributed on special teams vs. Oak. (10/1) and vs. NYG (10/15)... Was active but did not play at LAC (10/22).

2016: Selected by the Broncos in the fifth round (144th overall) of the 2016 NFL Draft, McGovern was on Denver's active roster for the entire season but did not see any game action.

COLLEGE: McGovern appeared in 49 games (40 starts) for the University of Missouri, helping the team to two Southeast Conference East Division Championships... Started all 12 games at left tackle as a senior... Set school weight-room records in the squat (690 pounds for five repetitions)... Opened all 14 games as a junior, starting the first four games at right tackle before switching back to right guard for the final 10 contests... Contributed to the team's second consecutive SEC East Championship... Started all 14 games for the Tigers at right guard as a sophomore, playing a role in an offense that ranked 16th nationally in total offense (490.7 ypg) and 13th in scoring (39.1 ppg)... Helped the team to its first-ever SEC East title... Appeared in nine contests as a true freshman, seeing action at guard and on kick protection units.

PERSONAL: McGovern was named the North Dakota Gatorade Player of the Year as a senior after helping Shanley High School in Fargo, N.D., to its second consecutive state championship... Earned first-team all-state honors on offense as a senior in addition to all-state accolades on offense and defense his junior campaign... Racked up 89 tackles, three sacks and two forced fumbles on defense as a senior, while notching 49 stops and three sacks as a junior... Lettered in weightlifting and wrestling for two seasons... Connor McGovern was born on April 27, 1993, in Fargo, N.D.

MCGOVERN'S REGULAR SEASON RECORD

Year	Club	G	S
2016	Denver	0	0
2017	Denver	5	0
CAREER TOTALS		5	0



ISAIAH MCKENZIE

84

WIDE RECEIVER



5-8 • 173 • R • GEORGIA

BORN: April 9, 1995, in Miami

HIGH SCHOOL: American Heritage High School, Miami

ACQUIRED: Draft #5b (172nd overall), 2017

NFL YEAR: 1st • YEAR WITH BRONCOS: 1st

NFL GAMES PLAYED/STARTED: 5/0

MCKENZIE AT A GLANCE:

- A rookie wide receiver and return specialist who returned 14 punts for 139 yards (9.9 avg.) as a rookie with Denver in 2017.
- Appeared in 35 games (11 starts) in three seasons at the University of Georgia (2014-16).
- Totaled 60 receptions for 823 yards (14.4 avg.) with seven touchdowns while also adding 37 carries for 329 yards (8.9 avg.) with four touchdowns during his collegiate career.
- Scored 17 total touchdowns in his collegiate career, finishing as Georgia's all-time record holder in punt return touchdowns (5) and total return touchdowns (6).
- Led the team with 44 receptions for 663 yards (14.4 avg.) with seven touchdowns in 2016 while adding 19 rushes for 134 yards (7.1 avg.) with two scores.
- Selected by the Broncos in the fifth round (172nd overall) of the 2017 NFL Draft.

CAREER TRANSACTIONS: Signed by Denver as a draft choice 5/8/17.



2017: McKenzie returned three punts for 48 yards (16.0 avg.) in his NFL debut vs. LAC (9/11)... Returned two punts for 20 yards (10.0 avg.) vs. Dal. (9/17)... Brought back one punt for 16 yards and had one rush for four yards at Buf. (9/24)... Returned five punts for 38 yards (7.6 avg.) vs. Oak. (10/1)... Returned three punts for 17 yards and had one catch vs. NYG (10/15) before leaving with an ankle injury... Was inactive at LAC (10/22).

COLLEGE: McKenzie played 35 games (11 starts) in three seasons at the University of Georgia (2014-16)... Appeared in 13 games (4 starts), finishing as UGA's leading receiver with 44 receptions for 663 yards (14.4 avg.) with seven touchdowns... Returned 23 punts for 245 yards (10.7 avg.) with one touchdown... Set the school record for career punt return touchdowns (5) and overall return touchdowns (6)... Played all 12 games as a true freshman, matching the school record for punt return touchdowns (2) and total return touchdowns (3) in a single season.

PERSONAL: McKenzie attended American Heritage High School in Miami, where he was named to the *Orlando Sentinel* Florida Top 100... Finished his senior season with 41 receptions for 892 yards and seven touchdowns while rushing 22 times for 251 yards and seven touchdowns... Isaiah McKenzie was born on April 9, 1995, in Miami.


MCKENZIE'S REGULAR SEASON RECORD

Year	Club	RECEIVING						RUSHING				PUNT RETURNS						
		G	S	No.	Yds.	Avg.	LG	TD	No.	Yds.	Avg.	LG	TD	No.	Yds.	Avg.	LG	TD
2017	Denver	5	0	1	0	0.0	0	0	1	4	4.0	4	0	14	139	9.9	31	0
CAREER TOTALS		5	0	1	0	0.0	0	0	1	4	4.0	4	0	14	139	9.9	31	0

ISAIAH MCKENZIE'S 2017 GAME-BY-GAME

(Victories asterisked)

2017 DENVER (3-3)		RECEIVING						PUNT RETURNS				SCORING			
Date	Opponent	P/S	No.	Yds.	Avg.	LG	TD	No.	Yds.	Avg.	LG	TD	2pt.	Pts.	
Sep 11	vs. LA Chargers*	P	0	0	—	—	0	3	48	16.0	31	0	0	0	
Sep 17	vs. Dallas*	P	0	0	—	—	0	2	20	10.0	20	0	0	0	
Sep 24	at Buffalo	P	0	0	—	—	0	1	16	16.0	16	0	0	0	
Oct 1	vs. Oakland*	P	0	0	—	—	0	5	38	7.6	29	0	0	0	
Oct 15	vs. New York Giants	P	1	0	0.0	0	0	3	17	5.7	10	0	0	0	
Oct 22	at LA Chargers	INACTIVE													
Season Totals			5/0	1	0	0.0	0	0	14	139	9.9	31	0	0	0



BRANDON McMANUS

8

KICKER



6-3 • 201 • 4TH YR. • TEMPLE

BORN: July 25, 1991, in Philadelphia

HIGH SCHOOL: North Penn High School, Lansdale, Pa.

ACQUIRED: Free Agent, 2014

NFL YEAR: 4th • YEAR WITH BRONCOS: 4th

NFL GAMES PLAYED/STARTED: 53/0 • POSTSEASON GP/GS: 4/0

McMANUS AT A GLANCE:

- A fourth-year kicker who has seen action in 53 regular-season games and four postseason contests for Denver (2014-17), making 76-of-95 career field goals (80.0%).
- Owns Denver's second-highest overall (regular season + postseason) field goal percentage, connecting on 86-of-105 attempts (81.9 pct.).
- Connected on 29-of 34 field goals (85.3%) in 2016, including three from 50-plus yards, in addition to converting 32-of-33 extra point attempts (97.0%).
- Finished the 2015 season tied for third in franchise history with 30 made field goals and ranked fourth in the NFL with a kickoff touchback percentage of 70.5.
- Named AFC Special Teams Player of the Month (October, 2015) after converting 10-of-11 field goals, including the first two game-winning kicks of his career.
- Totaled the second-most made field goals all-time in a single postseason (10-for-10) in 2015.
- Competed in the preseason with Indianapolis as a rookie in 2013 and with the N.Y. Giants in 2014 before being acquired by Denver in a trade.
- Received the 2012 College Football Performance Awards Specialist Trophy as the nation's best overall kicker following his senior year at Temple University.
- Holds Temple career records for points scored (338), field goals made (60) and punting average (45.4).
- Joined the Broncos on Aug. 26, 2014, in a trade with the N.Y. Giants in exchange for a seventh-round draft choice.

CAREER TRANSACTIONS: Signed by Indianapolis as a college free agent 4/30/13; Waived by Indianapolis 8/26/13; Signed to a future contract by N.Y. Giants on 1/2/14; Traded to Denver 8/26/14; Waived by Denver 11/25/14; Signed by Denver (practice squad) 12/4/14; Signed by Denver (active roster) 12/6/14.



2017: McManus finished 1-of-2 on field goal attempts and made all three extra points vs. LAC (9/11)... Connected on all six extra point attempts vs. Dal. (9/17)... Made all three field goal (38, 35, 28) and one extra point attempts at Buf. (9/24)... Finished with three made field goals on four attempts vs. Oak. (10/1)... Made one field goal (28 yds.) and one extra point vs. NYG (10/15)... Did not attempt a kick at LAC (10/22).

2016: McManus connected on 29 field goals—three from 50-plus yards—on 34 attempts (85.3%) and on 32-of-33 extra point attempts (97.0%)... Finished 4-of-5 on field goals (23, 43, 33, 35) vs. Ind. (9/18)... Kicked three field goals (35, 46, 45) vs. Atl. (10/9)... Kicked two field goals—including a 55-yard field goal as time expired in the first half—at Oak. (11/6)... Connected on 3-of-4 field goal attempts—including his seventh career 50-yard field goal to give him third most in team history—and made a special-teams stop at N.O. (11/13)... Surpassed 300 points in his career against N.E. to become the 12th player (sixth fastest) in team history to reach that mark... Kicked a 52-yard field goal in the second quarter—his third 50-yard field goal of the season—in addition to running six yards on a fake field goal attempt at K.C. (12/25).

2015: McManus tied for third in franchise history with 30 made field goals (35 attempts), including three game-winning kicks, and added 35 extra points (36 attempts) for 125 total points... Totaled 55 touchbacks on 78 kickoffs for the league's fourth-best percentage (70.5)... Was a perfect 10-for-10 on field goals in Denver's three postseason games to represent the second-most made field goals all-time in a single postseason...

McMANUS THE MOST ACCURATE KICKER IN TEAM HISTORY

BEST OVERALL (REG. SEASON + POSTSEASON) FIELD GOAL PERCENTAGE, BRONCOS HISTORY

Player	FGM	FGA	PCT.
1. Matt Prater	150	181	82.9
2. Brandon McManus	86	105	81.8
3. Jason Elam	410	508	80.7
4. David Treadwell	106	138	76.8
5. Rich Karlis	149	211	70.6

Began the season with 13 consecutive field goals, which tied for second in Broncos history to start a season... Was a perfect 4-for-4 (57, 56, 43, 33) vs. Bal. (9/13), becoming the second kicker in NFL history to convert two field goals of 56 yards or longer in the same game... Named AFC Special Teams Player for the Month for October after connecting on 10-of-11 field goals, including the first two game-winning kicks of his career... Kicked the game-winning 37-yard field goal on the first possession of overtime vs. Cin. (12/28)... Tied an NFL postseason record with five made field goals (28, 41, 51, 41, 45) in Denver's AFC Divisional Playoff Game vs. Pit. (1/17)... Tied K Matt Prater with his seventh made field goal of the season (including postseason) from 50-plus yards, connecting on both of his attempts (52, 31) in Denver's AFC Championship Game vs. N.E. (1/24)... Drilled three field goals (34, 33, 30) in Denver's Super Bowl 50 victory vs. Car. (2/7).

2014: McManus, who spent the preseason with the N.Y. Giants before being traded to Denver on Aug. 26, appeared in 15 regular-season games and one playoff contests for the Broncos... Connected on 9-of-13 (.692) field goals and converted all 41 PATs in addition to ranking fourth in the NFL in touchback percentage (70.3 / 64-of-91)... Waived on Nov. 25 before being signed back to the active roster on Dec. 6 to handle kickoff duties for the remainder of the season.

2013: McManus, who entered the NFL with Indianapolis as a college free agent, competed with the Colts during the preseason before being waived on Aug. 26.

COLLEGE: McManus holds Temple University career records for points scored (338), field goals made (60) and attempted (83) and punting average (45.4)... Named the recipient of the 2012 College Football Performance Awards Specialist Trophy as the nation's best overall kicker after converting 14-of-17 field goals and 32-of-33 extra point tries for 74 points... Punted 54 times for 2,433 yards (45.1 avg.), including 15 kicks of 50-plus yards as a senior... Earned All-Big East first-team honors as a punter and was a second-team choice as a kicker.

PERSONAL: McManus was a four-year letterwinner as a kicker and punter at North Penn High School in Lansdale, Pa.... Selected to play in the 2009 Big 33 All-Star Game... Named a first-team All-Suburban One Conference selection and a first-team *Times-Herald* All-Area pick as a senior... Scored 229 career points and helped his team win district championships in 2005 and 2008 and conference titles in 2006 and 2008... Majored in biology/pre-med at Temple... Co-founded the Anti Bully Squad to create a permanent solution to bullying through education, advocation, awareness and prevention.... Brandon Tyler McManus was born on July 25, 1991, in Philadelphia.

MCMANUS' REGULAR SEASON RECORD

Year	Club	G	FIELD GOALS							TOTAL	Pct.	PATs		Pts.
			1-19	20-29	30-39	40-49	50-59	60+	Md./Att.			Pct.		
2014	Denver	15	0/0	5/5	2/3	2/3	0/2	0/0	9/13	.692	41/41	1.000	68	
2015	Denver	16	0/0	12/12	8/8	5/8	5/7	0/0	30/35	.857	35/36	.972	125	
2016	Denver	16	0/0	9/9	10/10	7/9	3/5	0/1	29/34	.853	32/33	.970	119	
2017	Denver	6	0/0	4/5	3/4	1/2	0/2	0/0	8/13	.615	12/12	1.000	36	
CAREER TOTALS		53	0/0	30/31	23/25	15/22	8/17	0/1	76/95	.800	120/122	.984	348	

ADDITIONAL STATISTICS: Kickoffs — 2014 (91 for 5,981 yards, 65.7 avg., 64 TBs), 2015 (78 for 5,012 yards, 64.3 avg., 55 TBs), 2016 (75 for 4,776 yards, 63.7 avg., 50 TBs), 2017 (25 for 1,592 yards, 63.7 avg., 19 TBs), TOTAL (2689 for 17,361 yards, 64.5 avg., 188 TBs). Punts — 2015 (1 for 41 yards, 41.0 avg., 1 TB), TOTAL (1 for 41 yards, 41.0 avg., 1 TB). Special Teams Tackle — 2016 (3), TOTAL (3). Carried one time for 6 yards at K.C. (12/25/16).

MCMANUS' POSTSEASON RECORD

Year	Club	G	FIELD GOALS							TOTAL	Pct.	PATs		Pts.
			1-19	20-29	30-39	40-49	50-59	60+	Md./Att.			Pct.		
2014	Denver	1	0/0	0/0	0/0	0/0	0/0	0/0	0/0	.000	0/0	0.0	0	
2015	Denver	3	0/0	1/1	4/4	3/3	2/2	0/0	10/10	1.000	3/3	100.0	33	
CAREER TOTALS		4	0/0	1/1	4/4	3/3	2/2	0/0	10/10	1.000	3/3	100.0	33	

ADDITIONAL STATISTICS: Kickoffs — 2014 (4 for 235 yards, 58.8 avg., 2 TBs), 2015 (17 for 1,102 yards, 64.8 avg., 14 TBs), TOTAL (21 for 1,337 yards, 63.7 avg., 16 TBs).

MCMANUS' SINGLE-GAME HIGHS

(Postseason in parentheses)

Field goals made — 4, four times, last vs. Indianapolis, 9/18/16 (5 vs. Pittsburgh, 1/17/16). **Field goals attempted** — 5, three times, last vs. Indianapolis, 9/18/16 (5 vs. Pittsburgh, 1/17/16). **Longest field goal made** — 57 vs. Baltimore, 9/13/15 (52 vs. New England, 1/24/16). **PATs made** — 6, twice, last vs. Dallas, 9/17/17 (2 vs. New England, 1/24/16). **Points scored** — 14, twice, last vs. Indianapolis, 9/18/16 (15 vs. Pittsburgh, 1/17/16).

MCMANUS' GAME-WINNING KICKS (3)

Date	Opponent	Down/Tied	Distance	Time Left	Drive/T.O.P.
10/4/15	vs. Minnesota	20-20, 4th	39 yards	1:51, 4th	9-55-3:20
10/18/15	at Cleveland	23-23, OT	34 yards	4:56, OT	13-72-6:42
12/28/15	vs. Cincinnati	17-17, OT	37 yards	10:00, OT	14-61-5:00

BRANDON McMANUS' 2017 GAME-BY-GAME

(Victories asterisked)

2017 DENVER (3-3)			FIELD GOALS							PATs				
Date	Opponent	P/S	10-19	20-29	30-39	40-49	50-59	60+	TOTAL	Pct.	Md./Att.	Pct.	Pts.	
Sep 11	vs. LA Chargers*	P	0/0	1/1	0/0	0/0	0/1	0/0	1/2	.500	3/3	1.000	6	
Sep 17	vs. Dallas*	P	0/0	0/0	0/0	0/1	0/0	0/0	0/1	.000	6/6	1.000	6	
Sep 24	at Buffalo	P	0/0	1/1	2/2	0/0	0/0	0/0	3/3	1.000	1/1	1.000	10	
Oct 1	vs. Oakland*	P	0/0	1/2	1/1	1/1	0/0	0/0	3/4	.750	1/1	1.000	10	
Oct 15	vs. New York Giants	P	0/0	1/1	0/1	0/0	0/1	0/0	1/3	.333	1/1	1.000	4	
Oct 22	at LA Chargers	P	0/0	0/0	0/0	0/0	0/0	0/0	0/0	—	0/0	—	0	
Season Totals			6/0	0/0	4/5	3/4	1/2	0/2	0/0	8/13	.615	12/12	1.000	36



VON MILLER

58

OUTSIDE LINEBACKER

6-3 • 250 • 7TH YR. • TEXAS A&M

BORN: March 26, 1989, in DeSoto, Texas

HIGH SCHOOL: DeSoto (Texas) High School

ACQUIRED: Draft #1 (2nd overall), 2011

NFL YEAR: 7th • **YEAR WITH BRONCOS:** 7th

NFL GAMES PLAYED/STARTED: 94/94 • **POSTSEASON GP/GS:** 7/7



MILLER AT A GLANCE:

- A seventh-year linebacker and five-time Associated Press All-Pro selection who has totaled 369 tackles (287 solo), 80.5 sacks (505 yds.), one interception, 14 passes defended, 19 forced fumbles and five fumble recoveries in his first six seasons with Denver.
- Became the second-fastest player to reach 80 career quarterback takedowns (94 games) since sacks became an official statistic in 1982.
- Received All-Pro recognition from the Associated Press in five of his six NFL seasons—including first-team designations in 2012, '15 and '16—becoming the ninth player in team history with three or more first-team honors.
- Earned Pro Bowl honors in five of his first six seasons (2011-12, 14-16), joining Ring of Fame safety Steve Atwater and cornerback Champ Bailey as the only players in team history to make five Pro Bowls in their first six years with the team.
- Ranked second in the league with 13.5 sacks (65.0 yds.) and finished with a career-best 78 tackles (62 solo) in 2016 to finish as runner up for NFL Defensive Player of the Year for the second time in his career.
- Named MVP of Super Bowl 50—the 10th defensive player to earn the honor—after posting 2.5 sacks (27 yds.) and forcing two fumbles that led to touchdowns in Denver's 24-10 win against Carolina.
- Ranks second in NFL history (since 1982) in sacks per game (0.86) among players appearing in at least 40 contests.
- Owns the most seasons (6) with double-digit sack totals in Broncos history.
- Led the league with five sacks (31 yds.) in addition to posting 12 tackles (9 solo) in September 2016, earning AFC Defensive Player of the Month honors for his efforts.
- Named AFC Defensive Player of the Month for October 2014 after leading all NFL players in sacks (7) and tackles for a loss (10).
- Voted as runner-up for the NFL Defensive Player of the Year in 2012, setting a Broncos single-season record with 18.5 sacks and finishing the year also ranked in the NFL's Top 5 in quarterback knockdowns (27), tackles for a loss (28) and forced fumbles (6).
- Joined former Broncos teammate DeMarcus Ware (Dal., 2008) in 2012 as the only two players since at least 1994 with 15 sacks, 25 tackles for a loss and five forced fumbles in a single season.
- Won AFC Defensive Player of the Month honors after leading the conference with eight sacks and 10 tackles for a loss in November 2012.
- Named NFL Defensive Rookie of the Year and a Pro Bowl starter in 2011 after tying the franchise rookie sack record (11.5).
- Became just the second player in Broncos history (K David Treadwell, 1989) to be selected to the Pro Bowl as a rookie.
- Earned AFC Player of the Week honors on three occasions (Week 11—2011; Week 11—2012; Week 2—2016).
- Posted 27.5 sacks in 26 starts over his last two seasons at Texas A&M University and won the Butkus Award (nation's best linebacker) in addition to being named a consensus All-American as a senior in 2010.
- Finished his collegiate career with 33 sacks (fourth in school history) and 50.5 tackles for a

58's TROPHY CASE

Pro Bowls (5)	2011-12, 14-16
All-Pro (First Team) (3)	2012, 15-16
All-Pro (Second Team) (2)	2011, '14
Super Bowl 50 MVP	2015
NFL Defensive Rookie of the Year	2011

MILLER ON A TORRID PACE THROUGH SIX SEASONS

MOST SACKS THROUGH FIRST SIX SEASONS

Player	GP	Sk.
1. Reggie White, Phi.	88	95.0
2. DeMarcus Ware, Dal.	96	80.0
3. Derrick Thomas, K.C.	95	88.0
4. Bruce Smith, Buf.	88	76.5
5. J.J. Watt, Hou.	83	76.0
6. Von Miller, Den.	88	73.5

MOST SACKS PER GAME (MIN. 50 GP)

Player	GP	Sk.	Sk./G
1. J.J. Watt	84	76.0	0.90
2. Von Miller	94	80.5	0.86
3. Reggie White	232	198.0	0.85
4. Mark Gastineau	89	74.0	0.83
5. Justin Houston	82	65.5	0.80

loss in 47 games played (30 starts).

- Selected by the Broncos in the first round (2nd overall) of the 2011 NFL Draft.

CAREER TRANSACTIONS: Signed by Denver as a draft choice 7/29/11.



2017: Miller had four solo tackles vs. LAC (9/11)... Sacked Dak Prescott twice for 10 yards—to move into third place on the Broncos’ all-time sack list (75.5)—and notched one pass defended vs. Dal. (9/17)... Recorded six solo tackles and one sack (7 yds.) at Buf. (9/27)... Posted two solo tackles and sacked EJ Manuel for seven yards vs. Oak. (10/1)... Sacked Eli Manning for four yards vs. NYG (10/15)... Posted two sacks (16 yds.) to represent his 20th career multi-sack game and reach 80.5 quarterback takedowns for his career... Became the second fastest player in NFL history to reach 80 career sacks (94 games).

2016: Miller was named an Associated Press First-Team All-Pro for the the third time and was selected to his fifth career Pro Bowl, becoming one of three players to make five Pro Bowls in their first six years with the Broncos... Finished as runner up for NFL Defensive Player of the Year after delivering the league’s second-highest sack total (13.5-65.0) and a career-high 78 tackles (62 solo) in addition to three forced fumbles and three passes defended... Tied Pro Football Hall of Fame defensive end Bruce Smith for the fourth-fastest player in NFL history to 70 quarterback takedowns (83 games) and Ring of Fame linebacker Simon Fletcher for the most double-digit sack seasons (5) in team history... Matched a career-high with three sacks (20 yds.)—including a strip-sack of Andrew Luck that led to a 15-yard touchdown return—in addition to posting seven tackles (5 solo) and one pass defended vs. Ind. (9/18)... Named AFC Defensive Player of the Week for the third time in his career for his efforts against Indianapolis... Named AFC Defensive Player of the Month for September, leading the league with five sacks (31 yds.) in addition to posting 12 tackles during the month... Notched six solo tackles and one sack at S.D. (10/13), extending his regular-season sack streak to seven games—the longest of his career... Matched a career high with 10 tackles (9 solo) and recorded three sacks (16 yds.) for the fourth time in his career vs. K.C. (11/27).

2015: Miller was selected to his fourth career Pro Bowl—one of three players in team history to make at least four Pro Bowls in their first five years with the club—after recording his fourth 10+ sack season (11-78) and adding 35 tackles (30 solo), four forced fumbles and three fumble recoveries... Posted five sacks (40 yds.) between the AFC Championship and Super Bowl to tie Terrell Suggs (2010) for the most sacks in consecutive postseason games... Named MVP of Super Bowl 50 after totaling six tackles (5 solo), 2.5 sacks (27 yds.), two forced fumbles and one pass defended with both of his forced fumbles leading to Denver’s only touchdowns of the game... Recorded four solo tackles and became the third-fastest player in NFL history to 50 sacks (58 games) at K.C. (9/17)... Moved into eighth all-time in team history with his 56th career sack (7 yds.) vs. N.E. (11/29)... Posted his 14th career multi-sack game, taking down Chargers QB Philip Rivers twice (15 yds.) at S.D. (12/6)... Became the third Bronco in team history to post 10-plus sacks in four or more seasons vs. Oak. (12/13)... Registered two solo tackles in Denver’s AFC Divisional Playoff Game vs. Pit. (1/17)... Set a Broncos postseason record with 2.5 sacks (13 yds.) in addition to intercepting one pass (4 yds.) and making five tackles (4 solo) in Denver’s AFC Championship Game vs. N.E. (1/24)... Matched his team-record 2.5 sacks (27 yds.), forced two fumbles that led to touchdowns and posted six tackles (5 solo) to earn MVP honors in Denver’s Super Bowl 50 victory vs. Car. (2/7).

2014: Miller started all 16 regular-season games for the second time in his career and earned his third Pro Bowl nod after totaling 59 tackles (42 solo), 14 sacks (82.5 yds.), two passes defended and one fumble recovery... Became the fifth Broncos linebacker to be selected to at least three Pro Bowls and just the sixth player in team history to make at least three Pro Bowls in his first four years in the league... Led the Broncos

MILLER 10TH DEFENSIVE PLAYER TO BE NAMED SUPER BOWL MVP

NFL DEFENSIVE PLAYERS TO BE NAMED SUPER BOWL MVP

Year	SB	Player	Team	Position
1970	V	Chuck Howley	Dallas	Linebacker
1972	VII	Jake Scott,	Miami	Safety
1977	XII	Harvey Martin	Dallas	Defensive End
1977	XII	Randy White	Dallas	Defensive Tackle
1985	XX	Richard Dent	Chicago	Defensive End
1995	XXX	Larry Brown	Dallas	Cornerback
2000	XXXV	Ray Lewis	Baltimore	Linebacker
2002	XXXVII	Dexter Jackson	Tampa Bay	Safety
2013	XLVIII	Malcolm Smith	Seattle	Linebacker
2015	50	Von Miller	Denver	Linebacker

MILLER IN DENVER'S RECORD BOOKS

MOST SACKS IN A SEASON, BRONCOS HISTORY

Player	Year	No.
1. Von Miller	2012	18.5
2. Elvis Dumervil	2009	17.0
3. Simon Fletcher	1992	16.0
4. Von Miller	2014	14.0
5. Simon Fletcher	1993	13.5
Simon Fletcher	1991	13.5
Von Miller	2016	13.5

MOST 10-SACK SEASONS, BRONCOS HISTORY

Player	No.	Years
1. Von Miller	6	2011-12, '14-17
2. Simon Fletcher	5	1989-93
3. Paul Smith	4	1970-73
4. Elvis Dumervil	3	2007, '09, '12
Rulon Jones	3	1980, '84-85
Rich Jackson	3	1968-70

MOST CAREER SACKS, BRONCOS HISTORY

Player	Years	No.
1. Simon Fletcher	1985-95	97.5
2. Von Miller	2011-pres.	8-5
3. Karl Mecklenburg	1983-94	79.0
4. Barry Chavous	1973-85	75.0
5. Rulon Jones	1980-88	73.5

with 16 tackles for a loss and 28 quarterback hits... Moved into fourth place on the club's single-season sack chart with his 14 sacks... Recorded his 12th career multiple-sack game vs. S.F. (10/19)... Posted six consecutive games with a sack (Games 2-7), to tie for the longest such streak of his career... Named AFC Defensive Player of the Month for October after leading all NFL players in sacks (7) and tackles for a loss (10) for the month... Recorded his 13th multiple-sack game (2-11) at K.C. (11/30)... Posted a team-high six tackles (5 solo), including two tackles for a loss, in Denver's AFC Divisional Playoff Game vs. Ind. (1/11).

2013: Miller started all nine games he appeared in after serving a six-game suspension to begin the season and ending the year on injured reserve... Made his 2013 debut with two tackles, including one for a loss and two quarterback hits at Ind. (10/20)... Sacked Robert Griffin III and forced a fumble that was recovered by Derek Wolfe vs. Was. (10/27)... Recovered his first career fumble and returned it 60 yards for a touchdown at N.E. (11/24) to mark seventh-longest such play in team history... Tore his ACL at Hou. (12/22) and was placed on injured reserve on Dec. 24.

2012: Miller started every game for the Broncos in his second NFL season and finished as the runner-up for NFL Defensive Player of the Year after ranking in the league's Top 5 in sacks (18.5), quarterback knockdowns (27), quarterback hurries (12), tackles for a loss (28), run stuffs (13) and forced fumbles (6)... Ranked fourth on the team with 68 tackles (55 solo) and added an interception return for a touchdown while receiving first-team All-Pro recognition and being selected to his second consecutive Pro Bowl as a starter... Set the franchise single-season record with 18.5 sacks to rank third in the NFL and joined DeMarcus Ware (Dal., 2008) as one of two players since at least 1994 with 15 sacks, 25 tackles for a loss and five forced fumbles in a single season... Named AFC Defensive Player of the Month for November after totaling 20 tackles (18 solo), eight sacks (54 yds.), 10 tackles for a loss and three forced fumbles in four games... Recorded a pair of sacks, while adding eight tackles (7 solo), one pass breakup, one forced fumble and five tackles for a loss at N.E. (10/7)... Set a career high with three sacks (18 yds.) at Cin. (11/4)... Earned Peter King's (*Sports Illustrated*) Defensive Player of the Week award after making six tackles—all of which came for a loss or no gain—in addition to one sack, one forced fumble and a quarterback hit on quarterback Cam Newton that resulted in an interception returned for a touchdown at Car. (11/11)... Became the first Bronco since at least 1982 to record three sacks and two forced fumbles in a single game vs. S.D. (11/18), earning Peter King's Defensive Player of the Week award for the second consecutive week... Intercepted his first career pass and returned it 26 yards for a touchdown vs. T.B. (12/2)... Extended his sack streak to a career-best six games, strip-sacking quarterback Carson Palmer for his fifth forced fumble in a five-week span at Oak. (12/6)... Became the Broncos' single-season sack record holder with 1.5 sacks vs. Cle. (12/23)... Sacked quarterback Brady Quinn to extend his single-season record to 18.5 vs. K.C. (12/30)... Led the team with nine tackles and a half sack in Denver's AFC Divisional Playoff Game vs. Bal. (1/12).

2011: Selected by Denver in the first round (2nd overall) of the 2011 NFL Draft, Miller started all 15 games played and tied the franchise rookie record with 11.5 sacks en route to being named the Associated Press NFL Defensive Rookie of the Year... Elected as a starter for the Pro Bowl to become just the second Bronco to play in the league's annual All-Star game as a rookie in addition to garnering second-team All-Pro honors from the Associated Press... Finished fifth on the club with 64 tackles (50 solo) and added a team-best 19 tackles for a loss and 24 quarterback hits to go along with four passes defensed and two forced fumbles... Named the Denver Athletic Club's Colorado Athlete of the Year... Missed Week 13 with a thumb injury and was forced to play the season's final six games, including the playoffs, with a cast on his hand... Produced two separate five-game stretches with at least a half sack.

COLLEGE: Miller played 47 games (30 starts) at Texas A&M University and finished his career with 182 tackles (104 solo), 33 sacks (fourth in school history), 50.5 tackles for a loss, 10 forced fumbles and four fumble recoveries... Posted 27.5 sacks in 26 starts over his last two seasons and won the Butkus Award (nation's best linebacker) in addition to being named a consensus All-American as a senior in 2010... Tabbed as a unanimous All-Big 12 Conference performer after leading the nation with 17 sacks (115 yds.) as a junior in 2009 playing a hybrid "jack" position... Named to *The Sporting News*' Freshman All-Big 12 Team in 2007 after seeing action in nine games as a true freshman for the Aggies.

PERSONAL: Miller attended DeSoto (Texas) High School, where he was named the District 8-5A Defensive MVP as a senior after totaling 76 tackles and six sacks... Majored in university studies with a concentration



in agriculture and life sciences at Texas A&M... Started Von's Vision, a foundation dedicated to providing eye care, glasses and contact lenses to underprivileged youth... Visited the Middle East as part of an NFL USO Tour in March 2013... Von Miller was born on March 26, 1989, in DeSoto, Texas.

MILLER'S REGULAR SEASON RECORD

Year	Club	G	S	UT	A	TT	S-Yds.	I-Yds.	PD	FF	FR	TD-Int.	TD-FR	S	Pts.
2011	Denver	15	15	50	14	64	11.5-77	0-0	4	2	0	0	0	0	0
2012	Denver	16	16	55	13	68	18.5-129.5	1-26	2	6	0	1	0	0	6
2013	Denver	9	9	27	7	34	5-29	0-0	1	3	1	0	1	0	6
2014	Denver	16	16	43	17	59	14-82.5	0-0	2	1	1	0	0	0	0
2015	Denver	16	16	30	5	35	11-78	0-0	1	4	3	0	0	0	0
2016	Denver	16	16	62	16	78	13.5-65	0-0	3	3	0	0	0	0	0
2017	Denver	6	6	20	0	20	7-44	0-0	1	0	0	0	0	0	0
CAREER TOTALS		94	94	287	72	369	80.5-505	1-26	14	19	5	1	1	0	12

MILLER'S POSTSEASON RECORD

Year	Club	G	S	UT	A	TT	S-Yds.	I-Yds.	PD	FF	FR	TD-Int.	TD-FR	S	Pts.
2011	Denver	2	2	3	0	3	1-4	0-0	0	0	0	0	0	0	0
2012	Denver	1	1	7	2	9	0.5-3.5	0-0	0	0	0	0	0	0	0
2014	Denver	1	1	5	1	6	0-0	0-0	0	0	0	0	0	0	0
2015	Denver	3	3	11	2	13	5-40	1-4	2	2	0	0	0	0	0
CAREER TOTALS		7	7	26	5	31	6.5-47.5	1-4	2	2	0	0	0	0	0

MILLER'S SINGLE-GAME HIGHS

(Postseason in parentheses)

Tackles — 10, twice, last vs. Kansas City 11/27/16 (9 vs. Baltimore, 1/12/13). **Sacks** — 3, four times, last vs. Kansas City, 11/27/16 (2.5[^], twice, last vs. Carolina, 2/7/16). **Sack yards** — 29 vs. San Diego, 11/18/12 (27[^] vs. Carolina, 2/7/16). **Interceptions** — 1 vs. Tampa Bay, 12/2/12 (1 vs. New England, 1/24/16). **Interception return yards** — 26 vs. Tampa Bay, 12/2/12 (4 vs. New England, 1/24/16). **Forced fumbles** — 2 vs. San Diego, 11/18/12 (2[^] vs. Carolina, 2/7/16). **Fumble recoveries** — 1, five times, last at San Diego, 12/6/15 (none). **Fumble return yards** — 60 at New England, 11/24/13 (none).
[^]Broncos Record

MILLER'S MULTIPLE-SACK GAMES (20)

*denotes win; # denotes postseason; (The Broncos are 15-5 when Miller records more than one sack in a game.)

Date	Opponent	S-Yds.
10/2/11	at Green Bay	2-12
11/13/11	at Kansas City*	1.5-6.5
11/17/11	vs. N.Y. Jets*	1.5-12
9/9/12	vs. Pittsburgh*	2-15
10/7/12	at New England	2-7
11/4/12	at Cincinnati*	3-18
11/18/12	vs. San Diego*	3-29
12/23/12	vs. Cleveland*	1.5-12.5
11/24/13	at New England	2-11
10/5/14	vs. Arizona*	2-15.5
10/12/14	at N.Y. Jets*	2-10
10/19/14	vs. San Francisco*	2-18
11/30/14	at Kansas City*	2-11
12/6/15	at San Diego*	2-15
1/24/16	vs. New England*#	2.5-13
2/7/16	vs. Carolina*#	2.5-27
9/18/16	vs. Indianapolis*	3-24
11/27/16	vs. Kansas City	3-16
9/17/17	vs. Dallas*	2-10
10/22/17	at Los Angeles Chargers	2-16

MILLER'S SACKS BY QUARTERBACK

Figures in italics include postseason totals

Quarterback	Sacks	Quarterback	Sacks
Philip Rivers.....	15.0	Shaun Hill	1.0
Alex Smith	8.0	Josh Freeman	1.0
<i>Tom Brady</i>	<i>7.5</i>	Robert Griffin III	1.0
Andy Dalton	5.0	Teddy Bridgewater.....	1.0
<i>Cam Newton</i>	<i>4.5</i>	Jay Cutler.....	1.0
Derek Carr.....	4.0	Caleb Hanie.....	1.0
<i>Ben Roethlisberger</i>	<i>3.0</i>	Matt Hasselbeck	1.0
Andrew Luck.....	3.0	Drew Stanton.....	1.0
Colin Kaepernick.....	2.0	Russell Wilson.....	1.0
Geno Smith.....	2.0	Matt Moore.....	1.0
Brady Quinn.....	2.0	Aaron Rodgers.....	1.0
Aaron Rodgers.....	2.0	Kyle Orton.....	1.0
Matt Ryan	2.0	Logan Thomas	1.0
Dak Prescott	2.0	Ryan Fitzpatrick	1.0
Matt Cassel.....	1.5	Blake Bortles.....	1.0
Carson Palmer	1.5	Tyrod Taylor	1.0
Mark Sanchez	1.5	Jameis Winston	0.5
EJ Manuel.....	1.0	<i>Joe Flacco</i>	<i>0.5</i>
Eli Manning.....	1.0		

VON MILLER'S 2017 GAME-BY-GAME

(Victories asterisked)

2017 DENVER (3-3)		TACKLES								
Date	Opponent	P/S	UT	A	TT	S-Yds.	I-Yds.	PD	FF	FR
Sep 11	vs. LA Chargers*	S	4	0	4	0-0	0-0	0	0	0
Sep 17	vs. Dallas*	S	2	0	2	2-10	0-0	1	0	0
Sep 24	at Buffalo	S	6	0	6	1-7	0-0	0	0	0
Oct 1	vs. Oakland*	S	2	0	2	1-7	0-0	0	0	0
Oct 15	vs. New York Giants	S	1	0	1	1-4	0-0	0	0	0
Oct 22	at LA Chargers	S	5	0	5	2-16	0-0	0	0	0
Season Totals		6/6	20	0	20	7-44	0-0	1	0	0



BROCK OSWEILER

17

QUARTERBACK

6-7 • 240 • 6TH YR. • ARIZONA STATE

BORN: Nov. 22, 1990, in Coeur d'Alene, Idaho

HIGH SCHOOL: Flathead High School, Kalispell, Mont.

ACQUIRED: Free Agent, 2017

NFL YEAR: 6th • YEAR WITH BRONCOS: 5th

NFL GAMES PLAYED/STARTED: 37/21 • POSTSEASON GP/GS: 2/2



OSWEILER AT A GLANCE:

- A sixth-year quarterback who has started 21-of-37 regular-season games played and two postseason contests during his first five NFL seasons with Denver (2012-15, '17) and Houston (2016) in addition to competing with Cleveland in training camp in 2016.
- Completed 490-of-819 passes (59.8 pct.) for 5,101 yards with 26 touchdowns and 22 interceptions (77.3 rtg.) during his career.
- Helped Houston an AFC South title after finishing 301-of-510 passing for 2,957 yards with 15 touchdowns and 16 interceptions.
- Led Denver to a 5-2 record in his seven starts in 2015, completing 170-of-275 passes (61.8%) for 1,967 yards with 10 touchdowns and six interceptions (86.4 rtg.)
- Selected as AFC Offensive Player of the Week after winning his first career NFL start at Chicago (11/22/15), completing 20-of-27 passes for 250 yards (74.1 pct.) and two touchdowns (127.1 rtg.)
- Named one of the NFLPA's Community MVPs in 2014 for his work with Rocky Mountain Hospital for Children.
- Started 15-of-25 games played at Arizona State University and completed 412-of-680 (60.6%) passes for 5,082 yards with 33 touchdowns and 15 interceptions.
- Left for the NFL after his junior campaign in which he opened all 13 contests for the Sun Devils and became just the fourth player in Pac-12 Conference history to throw for 4,000 yards.
- Originally committed to attend Gonzaga University on a basketball scholarship before electing to pursue football instead at ASU.
- Selected by the Broncos in the second round (57th overall) of the 2012 NFL Draft.

CAREER TRANSACTIONS: Signed by Denver as a draft choice 7/24/12; Signed by Houston as an unrestricted free agent 3/10/16; Traded to Cleveland 3/9/17; Released by Cleveland 9/2/17; Signed by Denver 9/4/17.



2017: Osweiler was active but did not play vs. LAC (9/11), vs. Dal. (9/17), at Buf. (9/24) and vs. Oak. (10/1)... Entered in relief and completed two-of-four passes for 18 yards (62.5 rtg.) vs. NYG (10/15)... Was active but did not play at LAC (10/22).

2016: Osweiler started 14-of-15 regular-season games played and both postseason contests for Houston... Completed 301-of-510 passes (59.0 pct.) for 2,957 yards with 15 touchdowns and 16 interceptions (72.2 rtg.)... Added 30 rushes for 131 yards (4.4 avg.) with two scores... Produced five games where he passes for multiple scores... Led Houston to a 27-14 victory over Oak. (1/7) in the AFC Wild Card Game, finishing with a quarterback rating of 90.1 (14-25-168-1 TD)... Finished 23-of-40 for 197 yards with one touchdown and three interceptions in Houston's AFC Divisional Playoff Game at New England.

2015: Osweiler went 5-2 as a starter in the team's final seven games, finishing the regular season completing 170-of-275 (61.8%) for 1,967 yards with 10 touchdowns and six interceptions (86.4 rtg.)... Entered in the third quarter and completed 14-of-24 passes for 146 yards (58.3%) with one touchdown and one interception (72.6 rtg.) in addition to rushing three times for 18 yards (6.0 avg.) vs. K.C. (11/15)... Made his first NFL start at Chi. (11/22) on his 25th birthday and was named AFC Offensive Player of the Week after completing 20-of-27 passes (74.1 %) for 250 yards with two touchdowns (127.1 rtg.), which represented the second-best passer rating for a Broncos' quarterback making their starting debut... Led his first career fourth-quarter comeback, rallying from a 14-point fourth quarter deficit and finishing the game 23-of-42 for 270 yards with one touchdown and one interception (72.5 rtg.) vs. N.E. (11/29)... Finished 35-of-51 (68.6 %) passing with a career-best 308 yards vs. Oak. (12/13)... Completed 21-of-44 passes (47.7%) for 296 yards with three touchdowns and one interception in addition to gaining 19 yards on five carries (3.8 avg.) and scoring on a 7-yard run at Pit. (12/20)... Became just the third Broncos quarterback (John Elway 2x; Peyton Manning 1x) to throw for at least three touchdowns and rush for one more in the same game and the first NFL quarterback since Manning at Dal. (10/6/13) to accomplish the feat in one half... Led his second career game-winning drive that resulted in a Brandon McManu's 37-yard field goal on the first possession of overtime vs. Cin.

(12/28), finishing 27-of-39 (69.2%) for 299 yards with one touchdown (100.3 rtg.)... Active, but did not play in Denver's AFC Divisional Playoff Game vs. Pit. (1/17), AFC Championship Game vs. N.E. (1/24) and Super Bowl 50 victory vs. Car. (2/7).

2014: Osweiler saw action in four regular-season games, completing 4-of-10 passes for 52 yards with one touchdown... Saw his first game action of the year in the fourth quarter vs. S.F. (10/19) and attempted one pass in nine offensive snaps played... Named the NFLPA's Community MVP for the Week of Nov. 10 for his work with Rocky Mountain Hospital for Children... Threw his first career touchdown pass—a 1-yarder to tight end Virgil Green—in Denver's regular-season finale vs. Oak. (12/28).

2013: Osweiler appeared in four games, completing 11-of-16 passes (68.8%) for 95 yards... Played one snap on the field-goal block unit in overtime at N.E. (11/24)... Played the entire second half at Oak. (12/29) and completed 9-of-13 attempts (69.2%) for 85 yards.

2012: Selected by Denver in the second round (57th overall) of the 2012 NFL Draft, Osweiler played five games during his rookie season, completing 2-of-4 passes for 12 yards after earning the backup quarterback job out of training camp... Saw his first regular-season NFL action on Denver's final snap of its 37-6 win vs. Oak. (9/30)... Completed his first NFL pass for a 5-yard gain in Denver's regular-season finale vs. K.C. (12/30).

COLLEGE: Osweiler played 25 career games (15 starts) at Arizona State University and completed 412-of-680 passes (60.6%) for 5,082 yards with 33 touchdowns and 15 interceptions... Named a team captain as a junior in 2011 and totaled 4,036 yards on 326-of-516 (63.2%) passing with 26 touchdowns and 13 interceptions... Set school records for completions, attempts and yards while his 26 scores through the air marked the fourth most in ASU annals... Ranked second in the Pac-12 Conference and 11th in the nation with 317.3 passing yards per game... Became the first ASU true freshman quarterback to start a game since former Bronco Jake Plummer in 1993 when he opened the Sun Devils' game at No. 14 Oregon (11/14/09).

PERSONAL: Osweiler was named the 2008-09 Gatorade State Player of the Year for Montana following his senior season at Flathead High School in Kalispell, Mont., after completing 189-of-303 (62.4%) passes for 2,703 yards with 29 touchdowns... Averaged 24.9 points and 14.5 rebounds as a junior on the hardwood and was listed as a three-star basketball recruit by Scout.com... Originally committed to Gonzaga University to play basketball before deciding to pursue football collegiately... Studied sociology and political science at ASU... Selected as one of the NFLPA's Community MVPs in 2014 for his work with Rocky Mountain Hospital for Children... Brock Alan Osweiler was born on Nov. 22, 1990, in Coeur d'Alene, Idaho.

OSWEILER'S REGULAR SEASON RECORD

Year	Club	G	S	PASSING										Sack/Yds.	Rtg.
				Att.	Comp.	Pct.	Yds.	Yds./Att.	TD	%	Int.	%	LG		
2012	Denver	5	0	4	2	50.0	12	3.0	0	0.0	0	0.0	7	0/0	56.3
2013	Denver	4	0	16	11	68.8	95	5.9	0	0.0	0	0.0	19	2/8	84.1
2014	Denver	4	0	10	4	40.0	52	5.2	1	10.0	0	0.0	38	0/0	90.4
2015	Denver	8	7	275	170	61.8	1,967	7.2	10	3.6	6	2.2	72t	23/151	86.4
2016	Houston	15	14	510	301	59.0	2,957	5.8	15	2.9	16	3.1	53	27/206	72.2
2017	Denver	1	0	4	2	50.0	18	4/5	0	0.0	0.0	0.0	9	0/0	62.5
CAREER TOTALS		37	21	819	490	59.8	5,101	6.2	26	3.2	22	2.7	72t	52/365	77.3
BRONCOS TOTALS		22	7	309	189	61.2	2,144	6.9	11	3.6	6	2.0	72t	25/159	85.9

Year	Club	RUSHING					SCORING					
		Att.	Yds.	Avg.	LG	TD	TD	TDr	TDp	TDrt	2pt	Pts.
2012	Denver	8	-13	-1.6	-1	0	0	0	0	0	0	0
2013	Denver	3	2	0.7	4	0	0	0	0	0	0	
2014	Denver	8	0	0.0	4	0	1	0	1	0	0	
2015	Denver	21	61	2.9	8	1	10	1	9	0	60	
2016	Houston	30	131	4.4	21	2	17	2	15	0	102	
2017	Denver	1	-1	-1.0	-1	0	0	0	0	0	0	
CAREER TOTALS		71	180	2.5	21	0	28	3	25	0	168	
BRONCOS TOTALS		41	49	1.3	8	1	11	1	10	0	66	

ADDITIONAL STATISTICS: Fumble recoveries — 2012 (1), 2015 (2), TOTAL (3).

OSWEILER'S POSTSEASON RECORD

Year	Club	PASSING										Sack/Yds.	Rtg.		
		G	S	Att.	Comp.	Pct.	Yds.	Yds./Att.	TD	%	Int.			%	LG
2016	Houston	2	2	65	37	56.9	365	5.6	2	3.1	3	4.6	38	3/17	63.9
CAREER TOTALS		2	2	65	37	56.9	365	5.6	2	3.1	3	4.6	38	3/17	63.9

Year	Club	RUSHING					SCORING					
		Att.	Yds.	Avg.	LG	TD	TD	TDr	TDp	TDrt	2pt	Pts.
2016	Houston	7	33	4.7	18	1	4	1	3	0	0	24
CAREER TOTALS		7	33	4.7	18	1	4	1	3	0	0	24

ADDITIONAL STATISTICS: Fumble recoveries — 2016 (1), TOTAL (1).

OSWEILER'S SINGLE-GAME HIGHS

(Postseason in parentheses)

Pass attempts — 51 vs. Oakland, 12/13/15 (40 at New England, 1/14/17). **Pass completions** — 35 vs. Oakland, 12/13/15 (23 at New England, 1/14/17). **Passing yards** — 308 vs. Oakland, 12/13/15 (197 at New England, 1/14/17). **Longest pass completion** — 72t vs. San Diego, 1/3/16 (38 vs. Oakland, 1/7/17). **Touchdown passes** — 3 at Pittsburgh, 12/20/15 (1, twice, last at New England, 1/14/17). **Total Touchdowns** — 4 at Pittsburgh, 12/20/15 (2 vs. Oakland, 1/17/17). **Passer rating (min. 10 attempts)** — 127.1 at Chicago, 11/22/15 (90.1 vs. Oakland, 1/7/17). **Rushing attempts** — 5 at Pittsburgh, 12/20/15 (6 vs. Oakland, 1/7/17). **Rushing yards** — 23, twice, last at Jacksonville, 11/27/16 (18 at New England, 1/14/17). **Longest rush** — 21 at Jacksonville, 11/27/16 (18 at New England, 1/14/17).

BROCK OSWEILER'S 2017 GAME-BY-GAME

(Victories asterisked)

2017 DENVER (3-2)		PASSING									RUSHING				
Opponent	P/S	Att.	Comp.	Yds.	Pct.	TD	INT	LG	S/Yds.	Rtg.	Att.	Yds.	Avg.	LG	TD
vs. LAC (9/11)*															
vs. Dal. (9/17)*															
at Buf. (9/24)															
vs. Oak. (10/1)*															
vs. NYG (10/15)	P	4	2	18	50.0	0	0	0	0/0	62.5	1	-1	-1.0	-1	0
at LAC (10/22)															
Season Totals	1/0	4	2	18	50.0	0	0	0	0/0	62.5	1	-1	-1.0	-1	0



MATT PARADIS

61

CENTER



6-3 • 300 • 3RD YR. • BOISE STATE

BORN: Oct. 12, 1989, in Council, Idaho

HIGH SCHOOL: Council (Idaho) High School

ACQUIRED: Draft #6 (207th overall), 2014

NFL YEAR: 3rd • YEAR WITH BRONCOS: 3rd

NFL GAMES PLAYED/STARTED: 38/38 • POSTSEASON GP/GS: 3/3

8PARADIS AT A GLANCE:

- A third-year center who started all 38 regular-season games and three postseason contests played during the last three seasons with Denver.
- Participated in every offensive snap from 2015-16 after spending the entire 2014 season competing on the Broncos' practice squad.
- Voted by his teammates as the recipient of the 2016 Ed Block Courage Award after playing every snap while dealing with injuries to both hips.
- Played 35 career games (27 starts) at Boise State University after working his way up from a walk-on defensive lineman and a participant in 8-man high school football.
- Started his final 26 games at center for Boise State, earning All-Mountain West Conference accolades after his junior (first team) and senior (second team) campaigns.
- Selected by the Broncos in the sixth round (207th overall) of the 2014 NFL Draft.

CAREER TRANSACTIONS: Signed by Denver as a draft choice 6/2/14; Waived by Denver 8/30/14; Signed by Denver (practice squad) 8/31/14.



2017: Paradis started at center vs. LAC (9/11), vs. Dal. (9/17), at Buf. (9/24), vs. Oak. (10/1), vs. NYG (10/15) and at LAC (10/22).

2016: Paradis played every offensive snap for Denver for the second consecutive season... Voted by his teammates as the recipient of the 2016 Ed Block Courage Award for battling through injuries to his hips.

2015: Paradis played every offensive snap—the only Broncos player in 2015 to accomplish the feat—while starting all 16 regular season games and three postseason contests... Allowed just one sack and was called for only two penalties on the year... Made his NFL debut vs. Bal. (9/13).

2014: Selected by Denver in the sixth round (207th overall) of the 2014 NFL Draft, Paradis spent his rookie season competing on Denver's practice squad.

COLLEGE: Paradis was named a second-team All-Mountain West Conference selection after starting all 13 games at center for Boise State University and helping the offense rank ninth nationally red zone efficiency (.906), 16th in scoring (38.8 ppg) and 24th in total yards (470.8 per game)... Selected as Boise State's Outstanding Offensive Lineman and was named a game captain in four contests as senior... Opened all 13 games at center in 2012 and earned first-team all-conference recognition while contributing to a unit that ranked sixth in the nation in sacks allowed (0.77 per game)... Switched from defensive line to offensive line before the start of his sophomore season... Redshirted as a true freshman and was named the team's Defensive Scout Player of the Year after walking on to the squad.

PERSONAL: Paradis was named the 1A Idaho High School Player of the Year in 2008 while playing 8-man football for Council (Idaho) High School... Received first-team all-state recognition on both offense and defense as a junior in 2007... Majored in business economics at Boise State... Named to the National Football Foundation's Hampshire Honor Society in 2013 and was a member of the Academic All-Mountain West Team... Last name is pronounced PARE-ud-diss... Matt Paradis was born on Oct. 12, 1989.


PARADIS' REGULAR SEASON RECORD

Year	Club	G	S
2014	Denver	PRACTICE SQUAD	
2015	Denver	16	16
2016	Denver	16	16
2017	Denver	6	6
CAREER TOTALS		38	38

ADDITIONAL STATISTICS: Miscellaneous tackles — 2015 (1), TOTAL (1).

PARADIS' POSTSEASON RECORD

Year	Club	G	S
2015	Denver	3	3
CAREER TOTALS		3	3



WILL PARKS

34

SAFETY



6-1 • 194 • 2ND YR. • ARIZONA

BORN: July 29, 1994, in Philadelphia

HIGH SCHOOL: Germantown High School, Philadelphia

ACQUIRED: Draft #6 (219th overall), 2016

NFL YEAR: 2nd • **YEAR WITH BRONCOS:** 2nd

NFL GAMES PLAYED/STARTED: 22/0

PARKS AT A GLANCE:

- A second-year safety who played 22 games for Denver, totaling 44 tackles (24 solo), one interception, three passes defended and seven special-teams stops.
- Started 31-of-53 games played for the University of Arizona, totaling 197 tackles (130 solo), one sack (7 yds.), four interceptions (102 yds.) and 24 passes defended.
- Attended Germantown High School in Philadelphia, where he was named a first-team All-Southeastern Pennsylvania selection as a cornerback his senior year.
- Selected by the Broncos in the sixth round (219th overall) of the 2016 NFL Draft.

CAREER TRANSACTIONS: Signed by Denver as a draft choice 5/12/16.



2017: Parks made one solo tackle vs. LAC (9/11)... Notched four solo stops vs. Dal. (9/17)... Made one tackle and one special-teams stop at Buf. (9/24)... Recorded five solo tackles and one special-teams stop vs. Oak. (10/1)... Saw action on defense and special teams vs. NYG (10/15)... Made five tackles (1 solo) at LAC (10/22).

2016: Selected by Denver in the sixth round (219th overall) of the 2016 NFL Draft, Parks appeared in all 16 games on defense and special teams... Finished with 17 tackles (12 solo), one interception, three passes defended and five special-teams stops... Made his NFL debut vs. Car. (9/8)... Intercepted his first career pass in addition to posting two solo tackles and one pass defended at Cin. (9/25)... Returned a blocked extra point for a defensive conversion—the game-winning two points—in addition to making two defensive tackles at N.O. (11/13).

COLLEGE: Parks started 31-of-53 games played for the University of Arizona, totaling 197 tackles (130 solo), one sack (7 yds.), four interceptions (102 yds.) and 24 passes defended... Opened all 13 games as a senior for the Wildcats and was named one of the teams' four captains... Tallied a team-best 76 tackles (53 solo), seven passes defended and two forced fumbles... Earned honorable mention All-Pacific-12 Conference honors... Started all 14 contests at the 'spur' position as a junior, totaling 81 tackles (52 solo), one sack (7 yds.), two interceptions (14 yds.), 10 passes defended and one fumble recovery.

HIGH SCHOOL: Parks played cornerback, receiver, running back and kick returner for Germantown High School in Philadelphia... Named to the All-Southeastern Pennsylvania first team as a senior after making 27 tackles and four interceptions (119 yards)... Played in the Chesapeake Bowl... Scored 13 touchdowns between his junior and senior year on offense... Also lettered in basketball and track and field.

PERSONAL: Parks majored in sports and society at Arizona... Will Parks was born on July 29, 1994, in Philadelphia.

PARKS' REGULAR SEASON RECORD

Year	Club	G	S	UT	A	TT	S-Yds.	I-Yds.	PD	FF	FR	TD-Int.	TD-FR	S	Pts.
2016	Denver	16	0	12	5	17	0-0	1-0	3	0	0	0	0	0	0
2017	Denver	6	0	12	4	16	0-0	0-0	0	0	0	0	0	0	0
CAREER TOTALS		22	0	24	9	33	0-0	1-0	3	0	0	0	0	0	0

ADDITIONAL STATISTICS: Special-teams tackles — 2016 (5), 2017 (2), TOTAL (7). Special-teams FR — 2016 (1), TOTAL (1). Returned a blocked extra point for a defensive conversion at New Orleans, 11/13/16.

WILL PARKS' 2017 GAME-BY-GAME

(Victories asterisked)

2017 DENVER (3-3)		TACKLES											
Date	Opponent	P/S	UT	A	TT	S-Yds.	I-Yds.	PD	FF	FR			
Sep 11	vs. LA Chargers*	P	1	0	1	0-0	0-0	0	0	0			
Sep 17	vs. Dallas*	P	4	0	4	0-0	0-0	0	0	0			
Sep 24	at Buffalo	P	1	0	1	0-0	0-0	0	0	0			
Oct 1	vs. Oakland*	P	5	0	5	0-0	0-0	0	0	0			
Oct 15	vs. New York Giants	P	0	0	0	0-0	0-0	0	0	0			
Oct 22	at LA Chargers	P	1	4	5	0-0	0-0	0	0	0			
Season Totals			6/0	12	4	16	0-0	0-0	0	0	0		



DOMATA PEKO SR.

94

NOSE TACKLE

6-3 • 325 • 12TH YR. • MICHIGAN STATE

BORN: Nov. 27, 1984, Pago Pago, American Samoa

HIGH SCHOOL: Samoana High School, Pago Pago, American Samoa

ACQUIRED: Unrestricted Free Agent (Cincinnati), 2017

NFL YEAR: 12th • **YEAR WITH BRONCOS:** 1st

NFL GAMES PLAYED/STARTED: 177/162 • **POSTSEASON GP/GS:** 6/5



PEKO AT A GLANCE:

- A 12th-year nose tackle who played 177 games (162 starts) and six postseason contests (5 starts) during his first 12 NFL seasons with Cincinnati (2006-16) and Denver (2017).
- Recorded 523 tackles (266 solo), 18.5 sacks (108.5 yds.), 12 passes defended, two forced fumbles and four fumble recoveries during his first 11 years in the league with the Bengals.
- Played and started 118 consecutive regular-season games entering to lead all defensive linemen in both categories (a streak that dates back to the 2010 season-opener).
- Voted as a team captain by his teammates in Cincinnati in eight consecutive seasons (2009-16).
- Opened all 16 games for Cincinnati in 2016, totaling 37 tackles (17 solo), three passes defended and one fumble recovery.
- Produced his highest career sack total in 2015 (5-32), finishing his 10th professional season with 35 tackles (17 solo) and one pass defended.
- Saw action in 24 games (12 starts) at Michigan State University (2004-05) after beginning his collegiate career at College of the Canyons in Santa Clarita, Calif.
- Chosen as Cincinnati's Walter Payton Man of the Year nominee in 2013.
- Joined the Broncos as an unrestricted free agent (Cincinnati) on March 13, 2017.
- Selected by Cincinnati in the fourth round (123rd overall) of the 2006 NFL Draft.

CAREER TRANSACTIONS: Signed by Cincinnati as a draft choice 7/28/06; Signed by Denver as an unrestricted free agent 3/3/17.



2017: Peko started and made two solo tackles vs. LAC (9/11)... Posted one solo stop vs. Dal. (9/17)... Notched three tackles (1 solo) at Buf. (9/24)... Tallied two tackles (1 solo) vs. Oak. (10/1)... Recorded a season-high seven tackles (3 solo) vs. NYG (10/15)... Posted four solo stops and sacked Philip Rivers for five yards at LAC (10/22).

2016: Peko opened all 16 games for the seventh consecutive season with Cincinnati, bringing his games played and started streak to 112 games... Selected as a defensive captain for the eighth consecutive season... Finished the regular-season with 37 tackles (17 solo), three pass defended and one fumble recovery.

2015: Peko contributed to Cincinnati winning their second AFC North Championship in three seasons and the team matching the franchise record with 12 wins... Produced his highest career sack total of his career (5-32), finishing his 10th professional season with 35 tackles (17 solo) and one pass defended... Tied a career-high with two sacks (11 yds.) vs. K.C. (10/4)... Saw action in Cincinnati's AFC Wild Card Game vs. Pit. (1/9).

2014: Peko opened all 16 contests and played a key role in Cincinnati making the postseason for the fourth consecutive season... Completed the season with 46 tackles (26 solo) and one sack... Started and made three tackles (1 solo) in Cincinnati's AFC Wild Card Game at Ind. (1/4).

2013: Peko helped Cincinnati win its second division title since 2009... Started all 16 games and finished with 50 tackles (52) for the fifth time in his career... Tallied his second-highest single-season sack total (3-16.5), recording at least a half sack in four games... Made four tackles (2 solo) in Cincinnati's AFC Wild Card Game vs. S.D. (1/9).

2012: Peko opened all 16 games and one postseason contest... Finished the season with 53 tackles (23 solo), two sacks (14 yds.), three passes defended and one fumble recovery... Helped Cincinnati win 10 games and make the postseason for the second consecutive season... Started and made four tackles (3 solo) in the AFC Wild Card Game at Hou. (1/5).

2011: Peko started all 16 games and one postseason contest, finishing with the second-highest tackle total (66) of his career... Added 2.5 sacks (19 yds.), one forced fumble and one fumble recovery... Started and made four solo stops in Cincinnati's AFC Wild Card Game at Hou. (1/7).

2010: Peko started all 16 games for the third time in his career... Finished his fifth campaign with 42 tackles (24 solo), 0.5 sacks (4 yds.) and one pass defended.

2009: Peko started all 11 games played, helping Cincinnati reach the postseason for only the second time in 19

PEKO ONE OF LEAGUE'S DEFENSIVE LINEMEN IRONMEN

MOST CONSECUTIVE GAME PLAYED, ACTIVE NFL DL

Player	Team	GP
1. Domata Peko	Cin./Den.	118
2. Connor Barwin	Hou./Phi./LAR	103
3. Cameron Jordan	N.O.	102
4. Jerry Hughes	Buf.	89
5. Brandon Graham	Phi.	86

seasons... Chosen by his teammates as a defensive captain for the first time in his career... Finished the regular season with 23 tackles (12 solo) and one pass defended... Missed Games 12-16 with a knee injury, but returned to start and record four tackles (1 solo) in Cincinnati's AFC Wild Card Game vs. NYJ (1/9).

2008: Peko started all 16 games for the second consecutive season, tallying a career high 67 tackles (29 solo)... Added 0.5 sacks (0.5 yds.) and two passes defended while also being credited with six tackles for loss... Finished with five or more tackles in seven games.

2007: Peko opened all 16 games for the first time in his career, finishing with 52 tackles (36 solo), 1.5 sacks (3.5 yds.), one pass defended and one fumble recovery... Posted the highest single-game tackle total of his career (9) at S.F. (12/15).

2006: Selected by Cincinnati in the fourth round (123rd overall) of the 2006 NFL Draft, Peko appeared in all 16 games (1 start) as a rookie... Totaled 43 tackles (21 solo), 2.5 sacks (19 yds.) and one forced fumble... Made his NFL debut at K.C. (9/10)... Earned his first start vs. Bal. (11/30)... Notched two sacks (15 yds.) at Den. (12/24).

COLLEGE: Peko played at Michigan State ifrom 2004-05 after spending the 2002-03 seasons at College of the Canyons (Santa Clarita, Calif.)... Posted 53 tackles as a senior in 2005 in addition to recording one sack, two fumble recoveries, one forced fumble and one blocked PAT... Finished with 14 tackles (11 solo) as a junior in 2004... Selected as a JUCO All-American by the California Community College Football Coaches Association... Earned first-team All-Western State Conference honors as a sophomore.

PERSONAL: Peko attended Samoana High School in Pago Pago, American Samoa, where he played both offensive and defensive line... Selected as Cincinnati's Walter Payton Man of the Year nominee in 2013... Started the Domata Peko Foundation, which donates more than \$150,000 annually to those in need... Cousin, Kyle, is a second-year nose tackle with the Broncos... Brother, Siitupe, played guard with the Indianapolis Colts (2003-04)... Domata Peko (pronounced DOE-mah-tah PECK-o) was born on Nov. 27, 1984, in Pago Pago, American Samoa.

PEKO'S REGULAR SEASON RECORD

Year	Club	G	S	UT	A	TT	S-Yds.	I-Yds.	PD	FF	FR	TD-Int.	TD-FR	S	Pts.
2006	Cincinnati	16	1	21	22	43	2.5-19	0-0	0	1	0	0	0	0	0
2007	Cincinnati	16	16	36	16	52	1.5-3.5	0-0	1	0	1	0	0	0	0
2008	Cincinnati	16	16	29	38	67	0.5-0.5	0-0	2	0	0	0	0	0	0
2009	Cincinnati	11	11	12	11	23	0-0	0-0	1	0	0	0	0	0	0
2010	Cincinnati	16	16	24	18	42	0.5-4	0-0	1	0	0	0	0	0	0
2011	Cincinnati	16	16	34	32	66	2.5-19	0-0	0	1	1	0	0	0	0
2012	Cincinnati	16	16	23	30	53	2-14	0-0	3	0	1	0	0	0	0
2013	Cincinnati	16	16	24	28	52	3-16.5	0-0	0	0	0	0	0	0	0
2014	Cincinnati	16	16	26	20	46	1-0	0-0	0	0	0	0	0	0	0
2015	Cincinnati	16	16	17	18	35	5-32	0-0	1	0	0	0	0	0	0
2016	Cincinnati	16	16	17	20	37	0-0	0-0	3	0	1	0	0	0	0
2017	Denver	6	6	13	6	19	1-5	0-0	0	0	0	0	0	0	0
CAREER TOTALS		177	162	276	259	535	19.5-113.5	0-0	12	2	4	0	0	0	0

PEKO'S POSTSEASON RECORD

Year	Club	G	S	UT	A	TT	S-Yds.	I-Yds.	PD	FF	FR	TD-Int.	TD-FR	S	Pts.
2009	Cincinnati	1	1	1	3	4	0-0	0-0	0	0	0	0	0	0	0
2011	Cincinnati	1	1	4	0	4	0-0	0-0	0	0	0	0	0	0	0
2012	Cincinnati	1	1	3	1	4	0-0	0-0	0	0	0	0	0	0	0
2013	Cincinnati	1	1	2	0	2	0-0	0-0	0	0	0	0	0	0	0
2014	Cincinnati	1	1	1	2	3	0-0	0-0	0	0	0	0	0	0	0
2015	Cincinnati	1	0	0	0	0	0-0	0-0	0	0	0	0	0	0	0
CAREER TOTALS		6	5	11	6	17	0-0	0-0	0	0	0	0	0	0	0

PEKO'S SINGLE GAME HIGHS

(Postseason in parentheses)

Tackles — 9 at San Francisco, 12/15/07 (4, three times, last at Houston, 1/5/13). **Sacks** — 2, twice, last vs. Kansas City, 10/4/15 (none). **Sack Yards** — 15 at Denver, 12/24/06 (none).

DOMATA PEKO'S 2017 GAME-BY-GAME

(Victories asterisked)

2017 DENVER (3-3)		TACKLES									
Date	Opponent	P/S	UT	A	TT	S-Yds.	I-Yds.	PD	FF	FR	
Sep 11	vs. LA Chargers*	S	2	0	2	0-0	0-0	0	0	0	
Sep 17	vs. Dallas*	S	1	0	1	0-0	0-0	0	0	0	
Sep 24	at Buffalo	S	2	1	3	0-0	0-0	0	0	0	
Oct 1	vs. Oakland*	S	1	1	2	0-0	0-0	0	0	0	
Oct 15	vs. New York Giants	S	3	4	7	0-0	0-0	0	0	0	
Oct 22	at LA Chargers	S	4	0	4	1-5	0-0	0	0	0	
Season Totals		6/6	13	6	19	1-5	0-0	0	0	0	



BRADLEY ROBY

29

CORNERBACK

5-11 • 194 • 4TH YR. • OHIO STATE

BORN: May 1, 1992, in Fort Worth, Texas

HIGH SCHOOL: Peachtree Ridge High School, Suwanee, Ga.

ACQUIRED: Draft #1 (31st overall), 2014

NFL YEAR: 4th • YEAR WITH BRONCOS: 4th

NFL GAMES PLAYED/STARTED: 54/10 • POSTSEASON GP/GS: 4/0



ROBY AT A GLANCE:

- A fourth-year cornerback who played all 54 possible regular-season games (10 starts) and four postseason contests in his first four NFL seasons with the Broncos.
- Totaled 161 tackles (143 solo), six interceptions (121 yds.), two sacks (3 yds.), 38 passes defended, four forced fumbles, three fumble recoveries and three defensive scores (2 INT-TD, 1 FR-TD) during his career.
- Tallied 39 tackles (34 solo), two interceptions returned for touchdowns (102 yds.), eight passes defended and one forced fumble with Denver in 2016.
- Recorded 40 tackles (34 solo), 10 passes defended, one interception, one forced fumble and one fumble recovery returned for a touchdown in 2015.
- Tied for the second-most passes defended (13) and tackles (64) among rookie cornerbacks in 2014.
- Started all 37 games played during his career at Ohio State University, totaling eight interceptions and 44 passes defended.
- Contributed five touchdowns during his collegiate career, including two interception returns, two blocked punt returns and one fumble return.
- Selected by the Broncos in the first round (31st overall) of the 2014 NFL Draft.

CAREER TRANSACTIONS: Signed by Denver as a draft choice 6/10/14.



2017: Roby recorded five tackles (3 solo), one interception and two passes defended vs. LAC (9/11)... Tallied two solo tackles and one pass defended vs. Dal. (9/17)... Posted four tackles (3 solo) and one pass defended at Buf. (9/24)... Recorded two solo stops and one pass defended vs. Oak. (10/1) and vs. NYG (10/15)... Posted three solo tackles and two passes defended at LAC (10/22).

2016: Roby played all 16 games (4 starts), returning a pair of interceptions for touchdowns (102 yds.) and finishing with 39 tackles (34 solo), eight passes defended and one forced fumble... Intercepted Philip Rivers and returned it 49 yards for a touchdown vs. S.D. (10/30)... Matched his career high with nine tackles (8 solo) and added one sack at Oak. (11/6)... Intercepted Blake Bortles and returned it 51 yards for a touchdown at Jac. (12/4)... Became just the ninth Bronco with multiple interceptions returned for a touchdown in a single season.

2015: Roby notched 40 tackles (34 solo), one interception (19 yds.), 10 passes defended, one forced fumble and one fumble returned for a touchdown in 16 regular-season games... Totaled five solo tackles, three passes defended and one forced fumble in three postseason contests... Returned a fumble 21 yards for a touchdown with 0:27 remaining in the fourth quarter for the game-winning score at K.C. (9/17)... Intercepted Lions QB Matthew Stafford (19 yds.) at Det. (9/27)... Recorded five solo tackles, one pass defended and one forced fumble vs. Min. (10/4)... Totaled three solo tackles and forced a fumble that led to Denver's game-winning drive in Denver's AFC Divisional Playoff Game vs. Pit. (1/17)... Intercepted Patriots QB Tom Brady on a two-point conversion attempt with 0:13 seconds left in the game to seal Denver's victory in the AFC Championship Game vs. N.E. (1/24)...

ROBY RECORDS TWO PICK-6S IN 2016

BRONCOS WITH MULTIPLE INTERCEPTIONS RETURNED FOR A TOUCHDOWN, SINGLE SEASON

Player	Year	No.
Nemiah Wilson	1967	2
John Rowser	1976	2
Mike Harden	1986	2
Jimmy Spencer	2000	2
Deltha O'Neal	2002	2
Champ Bailey	2005	2
Chris Harris Jr.	2012	2
Aqib Talib	2014	2
Aqib Talib	2015	2
Bradley Roby	2016	2

ROBY MAKES IMMEDIATE IMPACT AS A ROOKIE

MOST PASSES DEFENSED BY A ROOKIE, NFL, 2014

Player	GP	GS	PD
1. E.J. Gaines, Stl.	15	15	15
2. Bradley Roby, Den.	16	2	13
Bashaud Breeland, Was.	16	15	13
4. Kyle Fuller, Chi.	16	14	10
5. Travis Carrie, Oak.	13	4	8

MOST TACKLES BY A ROOKIE CB, NFL, 2014

Player	GP	GS	TT
1. E.J. Gaines, Stl.	15	15	70
2. Bradley Roby, Den.	16	2	64
3. Bashaud Breeland, Was.	16	15	58
4. Kyler Fuller, Chi.	16	14	50
5. Travis Carrie, Oak.	13	4	37

Posted two solo tackles and three passes defended in Denver's Super Bowl 50 victory vs. Car. (2/7).

2014: Selected in the first round (31st overall) of the 2014 NFL Draft, Roby played 16 regular-season games (2 starts) and totaled 64 tackles (62 solo), one sack (3 yds.), two interceptions, 13 passes defended, two forced fumbles and two fumble recoveries... Tied for the second-most passes defended (13) and tackles (64) among rookie cornerbacks in 2014... Made his Broncos debut in the season opener vs. Ind. (9/7) and finished with seven solo tackles, three passes defended and a fumble recovery... Recorded his first career sack (3 yds.) at NYJ (10/12)... Picked off quarterback Tom Brady at N.E. (11/2) for his first career interception... Tallied four solo tackles and one pass defended in his first career start vs. Mia. (11/23)... Totaled a career-high nine solo tackles and one forced fumble vs. Buf. (12/7)... Picked off quarterback Andrew Luck in the second quarter of Denver's AFC Divisional Playoff Game vs. Ind. (1/11), joining safety Quinton Carter (2011) as the only rookies in team history with a postseason pick.

COLLEGE: Roby started all 37 games played during his career at Ohio State University, totaling eight interceptions (two returned for touchdowns) and 44 passes defended... Returned two blocked punts for touchdowns and one recovered fumble for a touchdown as a Buckeye... Named a first-team All-Big Ten Conference selection for his 2013 campaign in which he totaled 69 tackles (54 solo), three interceptions (120 yds.) and 16 passes defended... Opened all 12 games in 2012 for the undefeated Buckeyes and was named a second-team All-America selection in addition to a first-team all-conference pick... Led the nation and tied a school record with 19 passes defended while being tabbed as a Jim Thorpe Award semifinalist... Finished his 2012 season as the only player in the country to score touchdowns three different ways (INT, FR, BP)... Started all 13 games as a redshirt freshman in 2011 and earned the Buckeyes' First Year Defensive Player Award after tying for the team lead with three interceptions (57 yds.).

PERSONAL: Roby played cornerback, wide receiver and kick returner at Peachtree Ridge High School in Suwanee, Ga., where he was a four-time scholar athlete... Received All-Gwinnett County accolades following his senior year in 2009 after leading his team to the state quarterfinals... Majored in communications at Ohio State... The son of Betty and James, Bradley Roby was born on May 1, 1992, in Fort Worth, Texas.

ROBY'S REGULAR SEASON RECORD

Year	Club	G	S	UT	A	TT	S-Yds.	I-Yds.	PD	FF	FR	TD-Int.	TD-FR	S	Pts.
2014	Denver	16	2	62	2	64	1-3	2-0	13	2	2	0	0	0	0
2015	Denver	16	4	34	6	40	0-0	1-19	10	1	1	0	1	0	6
2016	Denver	16	4	34	5	39	1-0	2-103	8	1	0	2	0	0	12
2017	Denver	6	0	15	3	18	0-0	1-0	8	0	0	0	0	0	0
CAREER TOTALS		54	10	145	16	161	2-3	6-121	39	4	3	2	1	0	18

ROBY'S POSTSEASON RECORD

Year	Club	G	S	UT	A	TT	S-Yds.	I-Yds.	PD	FF	FR	TD-Int.	TD-FR	S	Pts.
2014	Denver	1	0	2	0	2	0-0	1-2	1	0	0	0	0	0	0
2015	Denver	3	0	5	0	5	0-0	0-0	3	1	0	0	0	0	0
CAREER TOTALS		4	0	7	0	7	0-0	1-2	4	1	0	0	0	0	0

ROBY'S SINGLE-GAME HIGHS

(Postseason in parentheses)

Tackles — 9, twice, last at Oakland, 11/6/16 (3 vs. Pittsburgh, 1/17/16). **Interceptions** — 1, five times, last at Jacksonville, 12/4/16 (1 vs. Indianapolis, 1/11/15). **Interception return yards** — 51t, twice, last at Jacksonville, 12/4/16 (2 vs. Indianapolis, 1/11/15). **Passes defended** — 3 vs. Indianapolis, 9/7/14 (3 vs. Carolina, 2/7/16). **Sacks** — 1, twice, last at Oakland, 11/6/16 (none). **Sack yards** — 3 at N.Y. Jets, 10/12/14 (none). **Forced fumbles** — 1, 4x, last at New Orleans, 11/13/16 (1 vs. Pittsburgh, 1/17/16). **Fumble recoveries** — 1, three times, last at Kansas City, 9/17/15 (none). **Fumble return yards** — 21t at Kansas City, 9/17/15 (none).

BRADLEY ROBY'S 2017 GAME-BY-GAME

(Victories asterisked)

2017 DENVER (3-3)		TACKLES									
Date	Opponent	P/S	UT	A	TT	S-Yds.	I-Yds.	PD	FF	FR	
Sep 11	vs. LA Chargers*	P	3	2	5	0-0	1-0	2	0	0	
Sep 17	vs. Dallas*	P	2	0	2	0-0	0-0	1	0	0	
Sep 24	at Buffalo	P	3	1	4	0-0	0-0	1	0	0	
Oct 1	vs. Oakland*	P	2	0	2	0-0	0-0	1	0	0	
Oct 15	vs. New York Giants	P	2	0	2	0-0	0-0	1	0	0	
Oct 22	at LA Chargers	P	3	0	3	0-0	0-0	2	0	0	
Season Totals			6/0	15	3	18	0-0	1-0	8	0	0



EMMANUEL SANDERS 10

WIDE RECEIVER

5-11 • 180 • 8TH YR. • SOUTHERN METHODIST

BORN: March 17, 1987, in Bellville, Texas

HIGH SCHOOL: Bellville (Texas) High School

ACQUIRED: Unrestricted Free Agent (Pittsburgh), 2014

NFL YEAR: 8th • YEAR WITH BRONCOS: 4th

NFL GAMES PLAYED/STARTED: 108/70 • POSTSEASON GP/GS: 8/4



SANDERS AT A GLANCE:

- An eighth-year wide receiver who saw action in 108 regular-season games (70 starts) and eight postseason contests (4 starts) during his first seven NFL seasons with Pittsburgh (2010-13) and Denver (2014-17), totaling 442 receptions for 5,867 yards (13.3 avg.) with 33 touchdowns during that span.
- Recorded three consecutive 1,000-yard seasons during his first three years with Denver (2014-16), registering 14 100-yard receiving games, 20 touchdowns and 34 catches of 25-plus yards.
- Teamed with Demaryius Thomas to become just the seventh pair of teammates with three consecutive 1,000-yards receiving seasons.
- Became one of eight active NFL players with three consecutive 1,000-yard seasons (2014-16), totaling 79 catches for 1,032 yards with five touchdowns and earning his second Pro Bowl selection in 2016.
- Finished second on the Broncos with 76 receptions for 1,135 yards (14.9 avg.) and six touchdowns in the 2015 regular season in addition to ranking second among all NFL players with 230 yards on 16 catches in the postseason.
- Earned his first career Pro Bowl selection following his initial season with the Broncos in 2014 after ranking fifth in the NFL in receptions (101) and receiving yards (1,404)—figures that ranked fifth and fourth, respectively, in league history among players with a new team.
- Combined with Thomas (111-1,619) to record the most receiving yards (3,023) and tie for the most receptions (212) by an offensive tandem in the NFL in 2014—marking the second time a pair of Broncos teammates posted 100-plus receptions in the same season.
- Owns 1,083 career kickoff return yards on 45 attempts (24.1 avg.) and is one of just four NFL players since he entered the league in 2010 to post at least 3,000 yards receiving and 1,000 yards on kickoff returns.
- Named AFC Special Teams Player of the Week during his rookie season in 2010 after posting two kickoff returns of 35-plus yards, including a 37-yarder that set up the Steelers' game-winning field goal at Miami (10/24/10).
- Finished his collegiate career at Southern Methodist University as the school's all-time leader in career receptions (235), receiving yards (3,791), receiving touchdowns (34) and 100-yard receiving games (16).
- Joined the Broncos as an unrestricted free agent (Pittsburgh) on March 16, 2014.
- Selected by Pittsburgh in the third round (82nd overall) of the 2010 NFL Draft.

10's TROPHY CASE

Pro Bowls (2)2014, '16

CAREER TRANSACTIONS: Signed by Pittsburgh as a draft choice 6/14/10; Signed by Denver as an unrestricted free agent 3/16/14.



2017: Sanders caught three passes for 26 yards (8.7 avg.) vs. LAC (9/11)... Tallied had six receptions for 62 yards (10.1 avg.) with two touchdowns vs. Dal. (9/17) to represent his sixth career multi-touchdown game...

SANDERS AMONG NFL RECEIVING LEADERS IN 2014

MOST RECEPTIONS, NFL, 2014

Player	Team	No.
1. Antonio Brown	Pit.	129
2. Demaryius Thomas	Den.	111
3. Julio Jones	Atl.	104
4. Matt Forte	Chi.	102
5. Emmanuel Sanders	Den.	101

MOST RECEIVING YARDS, NFL, 2014

Player	Team	No.
1. Antonio Brown	Pit.	1,698
2. Demaryius Thomas	Den.	1,619
3. Julio Jones	Atl.	1,593
4. Jordy Nelson	G.B.	1,519
5. Emmanuel Sanders	Den.	1,404

Posted seven catches for 75 yards (10.7 avg.) at Buf. (9/24)... Totaled four catches for 27 yards (6.8 avg.) vs. Oak. (10/1)... Caught five passes for 76 yards (15.2 avg.) before leaving the game with an ankle injury vs. NYG (10/15)... Was inactive at LAC (10/22).

2016: Sanders became one of eight active NFL players with three consecutive 1,000-yard seasons, totaling 79 catches for 1,032 yards (13.1 avg.) with five touchdowns... Selected to his second career Pro Bowl... Recorded his 12th career 100-yard game, finishing with nine catches for 117 yards (13.0 avg.) with two touchdowns at Cin. (9/25)... Recorded the second-highest receiving total of his career (7-162, 1 TD) as well as his 13th overall 100-yard game vs. K.C. (11/27)... Caught three passes for 48 yards (16.0 avg.) vs. N.E. (12/18), surpassing 1,000 receiving yards for the third consecutive year.

2015: Sanders recorded his second consecutive 1,000-yard season, finishing with 76 receptions for 1,135 yards (14.9 avg.) with six touchdowns in addition to returning 17 punts for 103 yards (6.1 avg.)... Posted 16 catches for 230 yards (14.4 avg.) in Denver's three postseason contests... Recorded his first 100-yard game (9-111) of the season at Oak. (10/11)... Scored on a career-long 75-yard reception and finished with four catches for 109 yards (27.3) at Cle. (10/18)... Caught six passes for 90 yards (15.0 avg.) with a 64-yard touchdown reception at Ind. (11/8), making him the ninth Bronco with multiple 60-plus yard scores in a season... Set a career-high with 181 receiving yards (10-181) at Pit. (12/20), with his 205 yards from scrimmage (181 rec., 24 rush) representing the 25th time in team history a Broncos player topped 200 yards of offense... Caught five passes for 85 yards (17.0 avg.) in Denver's AFC Divisional Playoff Game vs. Pit. (1/17)... Posted five catches for a team-high 62 yards (12.4 avg.) in Denver's AFC Championship Game vs. N.E. (1/24)... Posted a game-high six catches for 83 yards (13.8 avg.) in Denver's Super Bowl 50 victory vs. Car. (2/7).

2014: Sanders started all 16 games and earned his first career Pro Bowl selection after setting career-highs in receptions (101), receiving yards (1,404) and touchdowns (9)... Recorded 16 catches of 25-plus yards, the second-best mark in the NFL in 2014... Ranked fourth and fifth, respectively, in NFL history for receiving yardage and reception totals for players in their first year with a new team... Combined with Demaryius Thomas (111) to become just the second 100-catch duo in franchise history (Rod Smith/Ed McCaffrey, 2000)... Registered seven 100-yard receiving games... Notched his first career 100-yard game vs. K.C. (9/14)... Had 11 receptions for 149 yards at Sea. (9/21) with eight of those receptions converting for first downs... Hauled in his first touchdown as a Bronco vs. S.F. (10/19)... Totaled nine receptions for 120 yards (13.3 avg.) and a career-high three touchdowns, which tied a team record, vs. S.D. (10/23)... Posted his fifth 100-yard receiving game of the season (10 rec. for a career-high 151 yds.) at N.E. (11/2) to become just the third Bronco (WR Rod Smith, 2000; WR Brandon Lloyd, 2010) to record at least five 100-yard receiving games through the team's first eight contests... Recorded his second career multi-touchdown game (5-67, 2 TDs) and his second such performance in three games at Oak. (11/9)... Notched his sixth 100-yard receiving game (5-102) before leaving the game with a concussion sustained in the third quarter at Stl. (11/16)... Made his first career postseason start in the AFC Divisional Playoff Game vs. Ind. (1/11) and finished with seven catches for 46 yards (6.6 avg.).

2013: Sanders played all 16 games for the second consecutive season and started 10 contests while finishing with 67 receptions, 740 receiving yards and six touchdowns... Totaled four catches of 40-plus yards, including a career-long 55-yard touchdown reception at NYJ (10/13)... Returned 10 kickoffs for 268 yards (26.8 avg.)... Made seven catches in the Steelers' regular-season opener vs. Ten. (9/8) to surpass 100 career receptions... Ran for a two-point conversion at Oak. (10/27)... Caught a touchdown in three consecutive contests (Games 11-13).

2012: Sanders appeared in all 16 regular-season games for the Steelers and registered 44 receptions for 626 yards (14.2 avg.) with one touchdown... Converted first downs on 15-of-18 third-down catches... Added nine punt returns for 93 yards (10.3 avg.) on special teams.

2011: Sanders saw action in 11 regular-season games and totaled 22 catches for 288 yards (13.1 avg.) with two touchdowns... Missed five games with knee and foot injuries... Led the Steelers with six receptions for 81 yards (13.5 avg.) in Pittsburgh's AFC Wild Card Game at Den. (1/8).

2010: Selected by Pittsburgh in the third round (82nd overall) of the 2010 NFL Draft, Sanders played in 13 regular-season games (1 start) for the Steelers and finished his rookie season with 28 receptions for 376 yards (13.4 avg.) with two touchdowns... Served as the club's primary kickoff returner and totaled 628 yards on 25 returns (25.1 avg.)... Appeared in all three postseason contests for the Steelers and contributed seven catches for 91 yards (13.0 avg.)... Caught his first career touchdown pass vs. N.E. (11/14)... Started his first career game in Pittsburgh's regular-season finale at Cle. (1/2)... Contributed two catches for 17 yards (8.5 avg.) in Super Bowl XLV vs. G.B. (2/6) before leaving the game with a foot injury.

COLLEGE: Sanders finished his collegiate career as Southern Methodist University's all-time career leader in receptions (235), receiving yards (3,791), receiving touchdowns (34) and 100-yard receiving games (16) as he topped the 600-yard mark in all four seasons on campus... Named first-team All-Conference USA following his senior year when he set single-season school records with 98 catches for 1,339 yards (13.7 avg.) to go along with seven touchdowns.

PERSONAL: Sanders was an all-district running back, wide receiver and safety at Bellville (Texas) High School, where he was named Team MVP and Tri-County Offensive Player of the Year following his senior campaign... Emmanuel Sanders was born on March 17, 1987.

SANDERS' REGULAR SEASON RECORD

Year	Club	G	S	RECEIVING				KICKOFF RETURNS				PUNT RETURNS							
				No.	Yds.	Avg.	LG	TD	No.	Yds.	Avg.	LG	TD	No.	FC	Yds.	Avg.	LG	TD
2010	Pittsburgh	13	1	28	376	13.4	35	2	25	628	25.1	48	0	4	1	60	15.0	38	0
2011	Pittsburgh	11	0	22	288	13.1	32	2	5	93	18.6	25	0	3	0	22	7.3	10	0
2012	Pittsburgh	16	7	44	626	14.2	37	1	1	27	27.0	27	0	9	9	93	10.3	63	0
2013	Pittsburgh	16	10	67	740	11.0	55t	6	10	268	26.8	46	0	0	0	0	0.0	—	0
2014	Denver	16	16	101	1,404	13.9	48	9	3	54	18.0	22	0	1	1	11	11.0	11	0
2015	Denver	15	15	76	1,135	14.9	75t	6	1	13	13.0	13	0	17	20	103	6.1	14	0
2016	Denver	16	16	79	1,032	13.1	64	5	0	0	—	—	0	0	0	0	—	—	0
2017	Denver	5	5	25	266	10.6	33	2	0	0	—	—	0	0	0	0	—	—	0
CAREER TOTALS		108	70	442	5,867	13.3	75t	33	45	1,083	24.1	48	0	34	31	289	8.5	63	0
BRONCOS TOTALS		52	52	281	3,837	13.7	75t	22	4	67	16.8	35	0	18	21	114	6.3	14	0

ADDITIONAL STATISTICS: Special-teams tackles — 2010 (12), 2011 (2), TOTAL (14). Miscellaneous Tackles — 2014 (1), 2015 (2), 2016 (1), TOTAL (4). Special-teams fumbles — 2010 (1 FF), 2011 (1 FR), TOTAL (1 FF, 1 FR). Rushing — 2012 (1 for 4 yds.), 2013 (1 for 25 yds.), 2014 (8 for 44 yds.), 2015 (3 for 29 yds.), TOTAL (13 for 102 yds., 7.8 avg., 25 LG). Completed a 15-yard pass vs. Seattle (9/18/11). Sacked for a loss of seven yards on a pass attempt vs. Washington (10/28/12). Ran for a two-point conversion at Oakland (10/27/13).

SANDERS' POSTSEASON RECORD

Year	Club	G	S	RECEIVING				KICKOFF RETURNS				PUNT RETURNS							
				No.	Yds.	Avg.	LG	TD	No.	Yds.	Avg.	LG	TD	No.	FC	Yds.	Avg.	LG	TD
2010	Pittsburgh	3	0	7	91	13.0	12	0	0	0	0.0	—	0	0	0	0	0.0	—	0
2011	Pittsburgh	1	0	6	81	13.5	18	0	0	0	0.0	—	0	0	0	0	0.0	—	0
2014	Denver	1	1	7	46	6.6	17	0	0	0	0.0	—	0	0	0	0	0.0	—	0
2015	Denver	3	3	16	230	14.4	34	0	0	0	0.0	—	0	0	0	0	0.0	—	0
CAREER TOTALS		8	4	36	448	12.4	34	0	0	0	0.0	—	0	0	0	0	0.0	—	0

ADDITIONAL STATISTICS: Special-teams tackles — 2010 (5), TOTAL (5). Miscellaneous Tackles—2015 (1), TOTAL (1). Miscellaneous FR—2016 (1), TOTAL (1).

SANDERS' SINGLE-GAME HIGHS

(Postseason in parentheses)

Receptions — 11, twice, last at Tennessee, 12/11/16 (7 vs. Indianapolis, 1/11/15). **Receiving yards** — 181 at Pittsburgh, 12/20/15 (85 vs. Pittsburgh, 1/17/16). **Longest reception** — 75t at Cleveland, 10/18/15 (34 vs. Pittsburgh, 1/17/16). **Receiving touchdowns** — 3 vs. San Diego, 10/23/14 (none). **Kick returns** — 6 vs. New England, 11/14/10 (none). **Kick return yards** — 156 vs. New England, 11/14/10 (none). **Longest kick return** — 48 at Miami, 10/24/10 (none). **Punt returns** — 3, four times, last vs. Baltimore, 9/13/15 (none). **Punt return yards** — 76 at N.Y. Giants, 11/4/12 (none). **Longest punt return** — 63 at N.Y. Giants, 11/4/12 (none).

SANDERS' 100-YARD RECEIVING GAMES (14)

*denotes win (Sanders' teams are 8-6 when he records 100 or more yards receiving in a game.)

Date	Opponent	No.	Yds.	Avg.	LG	TD
9/14/14	vs. Kansas City*	8	108	13.5	48	0
9/21/14	at Seattle	11	149	13.5	42	0
10/5/14	vs. Arizona*	7	101	14.4	30	0
10/23/14	vs. San Diego*	9	120	13.3	38	3
11/2/14	at New England	10	151	15.1	28	0
11/16/14	at St. Louis	5	102	20.4	42t	1
11/23/14	vs. Miami*	9	125	13.9	35	0
10/11/15	at Oakland*	9	111	12.3	45	0
10/18/15	at Cleveland*	4	109	27.3	75t	1
11/29/15	vs. New England*	6	113	18.8	39	0
12/20/15	at Pittsburgh	10	181	18.1	61t	1
9/25/16	at Cincinnati*	9	117	13.0	41t	2
11/27/16	vs. Kansas City	7	162	23.1	64	1
12/11/16	at Tennessee	11	100	9.8	17	1

EMMANUEL SANDERS' 2017 GAME-BY-GAME

(Victories asterisked)

2017 DENVER (3-3)			RECEIVING					SCORING			
Date	Opponent	P/S	No.	Yds.	Avg.	LG	TD	2pt.	Pts.		
Sep 11	vs. LA Chargers*	S	3	26	8.7	20	0	0	0		
Sep 17	vs. Dallas*	S	6	62	10.3	25	2	0	12		
Sep 24	at Buffalo	S	7	75	10.7	29	0	0	0		
Oct 1	vs. Oakland*	S	4	27	6.8	15	0	0	0		
Oct 15	vs. New York Giants	S	5	76	15.2	33	0	0	0		
Oct 22	at LA Chargers		INACTIVE								
Season Totals		5/5	25	266	10.6	33	2	0	12		



HUNTER SHARP

15

WIDE RECEIVER

5-11 • 198 • 1 • UTAH STATE

BORN: April 25, 1994, in Palmdale, Calif.

HIGH SCHOOL: Highland High School, Palmdale, Calif.

ACQUIRED: Practice Squad Signee, 2016

NFL YEAR: 1st • **YEAR WITH BRONCOS:** 1st

NFL GAMES PLAYED/STARTED: 1/0



SHARP AT A GLANCE:

- A first-year rookie wide receiver who spent time competing on Denver's practice squad (2016-17) after competing in training camp with Philadelphia in 2016.
- Started 22-of-25 games played at Utah State University, recording 137 receptions for 1,774 yards (12.9 avg.) with 16 touchdowns for the Aggies in two seasons (2014-15).
- Entered the NFL as a college free agent with Philadelphia on May 5, 2016.
- Joined the Broncos as a practice squad signee on Dec. 28, 2016.

CAREER TRANSACTIONS: Signed by Philadelphia as a college free agent 5/5/16; Waived by Philadelphia 8/24/16; Signed by Denver (practice squad) 12/28/16; Signed by Denver (future contract) 1/2/17; Waived by Denver 9/2/17; Signed by Denver (practice squad) 9/3/17; Signed by Denver (active roster) 10/18/17.



2017: Sharp competed on Denver's practice squad for the first six weeks of the season after spending the entire offseason with the club... Returned five punts for 55 yards (11.0 avg.) in his NFL debut at LAC (10/22).

2017: Sharp, who entered the NFL as a college free agent with Philadelphia, spent one week of the 2016 season on Denver's practice squad.

COLLEGE: Sharp started 22-of-25 games played at Utah State after beginning his collegiate career at Antelope Valley Junior College in Lancaster, Calif.... Recorded 137 receptions for 1,774 yards (12.9 avg.) with 16 touchdowns for the Aggies... Notched 71 catches for 835 yards (11.8 avg.) with nine touchdowns as a senior, earning second-team All-Mountain West Conference honors... Recorded 66 catches for 939 yards (14.2 avg.) with seven touchdowns and was selected Honorable-Mention All-Mountain West as a junior... Earned California Community College Athletic Association (CCCCAA) All-Pacific Division First-Team honors as a sophomore... Recorded 49 receptions for 657 yards (13.4 avg.) with six touchdowns... Notched 23 catches for 304 yards (13.2 avg.) with three touchdowns as a freshman.

PERSONAL: Sharp was named to the California Interscholastic Federation (CIF) All-Golden League First Team as a prep senior at Highland High School in Palmdale, Calif.... Caught 48 passes for 868 yards (18.1 avg.) with 10 touchdowns and rushed for 104 yards on 16 carries (6.5 avg.) with two touchdowns as a senior... His cousin, Derrick Johnson, is a linebacker with the Kansas City Chiefs... Hunter Sharp was born on April 25, 1994, in Palmdale, Calif.


SHARP'S REGULAR SEASON RECORD

Year	Club	G	S	RECEIVING				RUSHING				PUNT RETURNS						
				No.	Yds.	Avg.	LG	TD	No.	Yds.	Avg.	LG	TD	No.	Yds.	Avg.	LG	TD
2016	Denver																	
2017	Denver	1	0	0	0	—	—	0	0	0	—	—	0	5	55	11.0	16	0
CAREER TOTALS		1	0	0	0	—	—	0	0	0	—	—	0	5	55	11.0	16	0

HUNTER SHARP'S 2017 GAME-BY-GAME

(Victories asterisked)

2017 DENVER (3-2)		RECEIVING				PUNT RETURNS				SCORING				
Date	Opponent	P/S	No.	Yds.	Avg.	LG	TD	No.	Yds.	Avg.	LG	TD	2pt.	Pts.
GAMES 1-5														
PRACTICE SQUAD														
SIGNED TO ACTIVE ROSTER OCT. 18														
Oct 22	at LA Chargers	P	0	0	—	—	0	5	55	11.0	16	0	0	0
Season Totals		1/0	0	0	—	—	0	5	55	11.0	16	0	0	0



TREVOR SIEMIAN

13

QUARTERBACK

6-3 • 220 • 3RD YR. • NORTHWESTERN

BORN: Dec. 26, 1991, in Windermere, Fla.

HIGH SCHOOL: Olympia High School, Windermere, Fla.

ACQUIRED: Draft #7a (250th overall), 2015

NFL YEAR: 3rd • **YEAR WITH BRONCOS:** 3rd

NFL GAMES PLAYED/STARTED: 21/20



SIEMIAN AT A GLANCE:

- A third-year quarterback who has appeared in 21 games (20 starts), completing 422-of-697 passes (60.5 pct.) for 4,872 yards with 26 touchdowns (83.9 rtg.).
- Started 14 games for Denver in 2016, completing 289-of-486 passes (59.5%) for 3,401 yards with 18 touchdowns and 10 interceptions (84.6 rtg.).
- Totaled three games with at least 300 yards passing in 2016 to represent the second-highest total by a quarterback in his first season starting for the Broncos.
- Became the first quarterback in NFL history with 300 passing yards, four passing touchdowns and zero interceptions in his first career road start, accomplishing that feat at Cincinnati (9/26/16).
- Spent his rookie season in 2015 on Denver's active roster and appeared in one regular-season game.
- Played 44 games (14 starts) in his career at Northwestern University, completing 550-of-934 passes (58.9 pct.) for 5,931 yards with 27 touchdowns and 24 interceptions in addition to rushing for six touchdowns.
- Finished his career ranked fourth all-time at NU in career passing yardage (5,931), fourth in completions (550), sixth in total offense (5,908 yds.) despite only starting 14 games.
- Selected by the Broncos in the seventh round (250th overall) of the 2015 NFL Draft.

CAREER TRANSACTIONS: Signed by Denver as a draft choice 5/15/15.



2017: Siemian completed 17-of-28 passes for 219 yards (60.7 pct.) with two touchdowns and one interception (94.2 rtg.) in addition to rushing for 19 yards and one touchdown... Completed 22-of-32 passes (68.8%) for 231 yards with a career-tying four touchdowns and one interception (116.0 rtg.) vs. Dal. (9/17)... Ran his streak of consecutive games with multiple touchdowns to three games (Week 17, 2016-Week 2, 2017)... Completed 24-of-40 passes (60.0 pct.) for 259 yards with two interceptions at Buf. (9/24)... Finished 16-of-26 passing (61.6 pct.) for 179 yards with one touchdown (94.9 rtg.) vs. Oak. (10/1)... Completed 29-of-50 passes (58.0 pct) for a career-best 376 yards with one touchdown and two interceptions (71.8 rtg.) vs. NYG (10/15)... Finished 25-of-35 passing (71.4 pct) for 207 yards with one interception (74.3 rtg.) at LAC (10/22).

2016: Siemian started all 14 games played, completing 289-of-486 passes (59.5%) for 3,401 yards with 18 touchdowns and 10 interceptions (84.6 rtg.)... Recorded the second-most 300-yard games (3) for a quarterback in his first season starting for the Broncos... Posted a win in his first NFL start vs. Car. (9/8), finishing the regular-season opener completing 18-of-26 passes (69.2%) with one touchdown and two interceptions (69.1 rtg.) in addition to rushing five times for 20 yards (4.0 avg.)... Became the first player in NFL history with 300 passing yards, four passing touchdowns and zero interceptions in his first career road start at Cin. (9/25)... Finished the game 23-of-35 for 312 yards (65.7%) with four touchdowns (132.1 rtg.)... Completed 20-of-34 passes (58.8%) for 368 yards with three touchdowns (125.6 rtg.) vs. K.C. (11/27)... Joined Peyton Manning (4x) and John Elway as the only players in franchise history to throw for 350 yards and three touchdowns without an interception in a single game... Recored his third career 300-yard game, completing 35-of-51 passes (68.6%) for 334 yards with one touchdown (93.1 rtg.) at Ten. (12/11).

SIEMIAN'S 300-YARD GAMES IN 2016

MOST 300-YARD PASSING GAMES IN FIRST SEASON STARTING FOR THE BRONCOS

Player	Year	No.
1. Peyton Manning	2012	9
2. Trevor Siemian	2016	3
3. Kyle Orton	2009	2
Brian Griese	1999	2
Frank Tripucka	1960	2

SIEMIAN'S TOUCHDOWNS THROUGH FIRST 16 GAMES AS A STARTER

MOST PASSING TOUCHDOWNS THROUGH FIRST 16 STARTS AS A BRONCO

Player	Year(s)	TD
1. Peyton Manning	2012	37
2. Frank Tripucka	1960-61	27
3. Trevor Siemian	2016-17	24
4. Charley Johnson	1972-73	23
5. Kyle Orton	2009-10	22
Jay Cutler	2006-07	22
Jake Plummer	2003-04	22

2015: Selected by the Broncos in the seventh round (250th overall) of the 2015 NFL Draft, Siemian was active for six regular-season games and played in one contest... Took one snap in his NFL debut at Pit. (12/20)... Inactive for Denver's three playoff contests.

COLLEGE: Siemian played 44 games (14 starts) during his career at Northwestern University, completing 550-of-934 passes (58.9 pct.) for 5,931 yards with 27 touchdowns and 24 interceptions in addition to rushing for six scores... Started all 11 games played his redshirt senior season, recording 228 completions on 392 attempts for 2,214 yards with seven touchdown and 11 interceptions in addition to five rushing touchdowns before missing the remainder of the season with a torn ACL... Saw action in all 12 games as a junior, completing 178-of-298 passes for 2,149 yards with 11 touchdowns and nine interceptions.

PERSONAL: Siemian threw for an Orange County-record 6,144 career yards and 53 touchdowns in three seasons at Olympia High School in Winderemer, Fla., and was named the *Orlando Sentinel's* 2009 Central Florida Offensive Player of the Year... Selected a first-team All-Central Florida pick in 2009 and a second-team choice in 2008 as well as first-team all-metro in 2009... Also lettered in baseball... Majored in communication studies at Northwestern... Last name is pronounced sim-EE-in... Trevor Siemian was born on Dec. 26, 1991, in Windermere, Fla.

SIEMIAN'S REGULAR SEASON RECORD

Year	Club	PASSING													
		G	S	Att.	Comp.	Pct.	Yds.	Yds./Att.	TD	%	Int.	%	LG	Sack/Yds.	Rtg.
2015	Denver	1	0	0	0	—	0	—	0	—	0	—	—	0/0	—
2016	Denver	14	14	486	289	59.5	3,401	7.0	18	3.7	10	2.1	76t	31/187	84.6
2017	Denver	6	6	211	133	63.0	1,471	7.0	8	3.8	7	3.3	44	22/148	82.5
CAREER TOTALS		21	20	697	422	60.5	4,872	7.0	26	3.7	17	2.4	76t	53/335	83.9

SIEMIAN'S SINGLE-GAME HIGHS


(Postseason in parentheses)

Pass attempts — 51 at Tennessee, 12/11/16. **Pass completions** — 35 at Tennessee, 12/11/16. **Passing yards** — 376 vs. New York Giants, 10/15/17. **Completion percentage (min. 10 att.)** — 71.4% at Los Angeles Chargers, 10/17/17. **Touchdown passes** — 4, twice, last vs. Dallas, 9/17/17. **Longest pass completion** — 76t vs. Kansas City, 11/27/16.

TREVOR SIEMIAN'S 2017 GAME-BY-GAME

(Victories asterisked)

2017 DENVER (3-3)		PASSING										RUSHING				
Opponent	P/S	Att.	Comp.	Yds.	Pct.	TD	INT	LG	S/Yds.	Rtg.	Att.	Yds.	Avg.	LG	TD	
vs. LAC (9/11)*	S	28	17	219	60.7	2	1	44	4/38	94.2	6	19	3.2	8	1	
vs. Dal. (9/17)*	S	32	22	231	68.8	4	1	27	2/29	116.0	5	14	2.8	6	0	
at Buf. (9/24)	S	40	24	259	60.0	0	2	29	3/4	58.2	3	12	4.0	7	0	
vs. Oak. (10/1)*	S	26	16	179	61.5	1	0	29	4/24	94.9	4	1	0.3	4	0	
vs. NYG (10/15)	S	50	26	376	58.0	1	2	40	4/28	71.8	1	9	9.0	9	0	
at LAC (10/22)	S	35	25	207	71.4	0	1	23	5/25	74.3	2	14	7.0	8	0	
Season Totals	6/6	211	133	1,471	63.0	8	7	44	22/148	82.5	21	69	3.3	9	1	



JUSTIN SIMMONS

31

SAFETY



6-2 • 202 • 2ND YR. • BOSTON COLLEGE

BORN: Nov. 19, 1993, in Manassas, Va.

HIGH SCHOOL: Martin County High School, Stuart, Fla.

ACQUIRED: Draft #3 (98th overall), 2016

NFL YEAR: 2nd • **YEAR WITH BRONCOS:** 2nd

NFL GAMES PLAYED/STARTED: 19/9

SIMMONS AT A GLANCE:

- A second-year safety who played 19 games (9 starts) in his first two seasons with Denver, posting 55 tackles (44 solo), one sack (9 yds.), three interceptions (83 yds.), eight passes defended, one blocked extra point and five special-teams stops.
- Named AFC Special Teams Player of the Week (Week 10, 2016) after blocking an extra point that led to the game-winning defensive two-point conversion at New Orleans (11/3/16).
- Opened 32-of-50 games at Boston College, racking up 229 tackles (165 solo), eight interceptions (50 yds.), 22 passes defended, four forced fumbles, four fumble recoveries and one sack (15 yds.).
- Attended Martin County High School in Stuart, Fla., earning All-Area Defensive Player of the Year honors in addition to being named second-team All-Florida.
- Selected by the Broncos in the third round (98th overall) of the 2016 NFL Draft.

CAREER TRANSACTIONS: Signed by Denver as a draft choice 5/13/16.



2017: Simmons recorded six tackles (3 solo) vs. LAC (9/11)... Notched six tackles (4 solo) vs. Dal. (9/17)... Posted five tackles (4 solo) at Buf. (9/24)... Intercepted EJ Manuel to seal Denver's victory vs. Oak (10/1) in addition to recording one solo tackle and two passes defended... Led the team with 11 tackles (all solo) and posted two passes defended vs. NYG (10/15)... Posted two tackles at LAC (10/22).

2016: Selected by the Broncos in the third round (98th overall) of the 2016 NFL Draft, Simmons played 13 games (3 starts) and recorded 24 tackles (20 solo), one sack (9 yds.), two interceptions (83 yds.), four passes defended, one blocked extra point and five special-teams stops... Posted one solo tackle in his NFL debut vs. Car. (9/8)... Blocked an extra point with 1:22 remaining at N.O. (11/13) that was returned for the game-winning defensive two-point conversion to earn AFC Special Teams Player of the Week recognition... Made his first career start and finished with two tackles (1 solo) vs. N.E. (12/18).

COLLEGE: Simmons opened 32-of-50 games at Boston College, racking up 229 tackles (165 solo), eight interceptions (50 yds.), 22 passes defended, four forced fumbles, four fumble recoveries and one sack (15 yds.)... Started all 12 games at safety for the nation's top-ranked defense (254.3 ypg.) as a senior... Finished with 67 tackles (49 solo), five interceptions (28 yds.), seven passes defended, two forced fumbles and three fumble recoveries, earning All-Atlantic Coast Conference second-team honors... Opened all 13 games in his junior campaign, starting the first seven contests at safety before moving to cornerback for the final six games... Led the team with 76 tackles (63 solo) and added two interceptions (20 yds.), seven passes defended and one sack (15 yds.)... Saw action in all 13 games as a sophomore, recording 34 tackles (22 solo), three passes defended and one fumble recovery... Appeared in all 12 games as a true-freshman, starting six contests at safety and one at cornerback.

HIGH SCHOOL: Simmons attended Martin County High School in Stuart, Fla., where he earned All-Area Defensive Player of the Year honors from *Scripps Treasure Coast Newspapers*... Named second-team all-state as a senior in addition to first-team all-area as a junior and senior... Played in the Palm Beach County-Treasure Coast Senior All-Star Game... Totaled 24 career interceptions and returned two for touchdowns in addition to seeing action at wide receiver and running back.

PERSONAL: Simmons majored in communications at Boston College and was presented with the Jay McGillis Memorial Scholarship... Justin Simmons was born on Nov. 19, 1993, in Manassas, Va.

SIMMONS' REGULAR SEASON RECORD

Year	Club	G	S	UT	A	TT	S-Yds.	I-Yds.	PD	FF	FR	TD-Int.	TD-FR	S	Pts.
2016	Denver	13	3	20	4	24	1-9	2-83	4	0	0	0	0	0	0
2017	Denver	6	6	24	7	31	0-0	1-0	4	0	0	0	0	0	0
CAREER TOTALS		19	9	44	11	55	1-9	3-83	8	0	0	0	0	0	0

ADDITIONAL STATISTICS: Special-teams tackles — 2016 (5), TOTAL (5). Blocked an extra point at New Orleans, 11/13/16.

SIMMONS' SINGLE-GAME HIGHS

(Postseason in parentheses)

Tackles — 11 vs. New York Giants, 10/15/17 (none). **Interceptions** — 1, three times, last vs. Oakland, 10/1/17 (none). **Interception return yards** — 45 vs. Oakland, 1/1/17 (none). **Passes Defensed** — 2, three times, last vs. New York Giants, 10/15/17 (none).

JUSTIN SIMMONS' 2017 GAME-BY-GAME

(Victories asterisked)

2017 DENVER (3-3)		TACKLES									
Date	Opponent	P/S	UT	A	TT	S-Yds.	I-Yds.	PD	FF	FR	
Sep 11	vs. LA Chargers*	S	3	3	6	0-0	0-0	0	0	0	
Sep 17	vs. Dallas*	S	4	2	6	0-0	0-0	0	0	0	
Sep 24	at Buffalo	S	4	1	5	0-0	0-0	0	0	0	
Oct 1	vs. Oakland*	S	1	0	1	0-0	1-0	2	0	0	
Oct 15	vs. New York Giants	S	11	0	11	0-0	0-0	2	0	0	
Oct 22	at LA Chargers	S	1	1	2	0-0	0-0	0	0	0	
Season Totals			6/6	24	7	31	0-0	1-0	4	0	0



DONALD STEPHENSON **71**

TACKLE



6-6 • 312 • 6TH YR. • OKLAHOMA

BORN: Sept. 30, 1988, in Kansas City, Mo.

HIGH SCHOOL: Blue Springs High School, Kansas City, Mo.

ACQUIRED: Unrestricted Free Agent (Kansas City), 2016

NFL YEAR: 6th • **YEAR WITH BRONCOS:** 2nd

NFL GAMES PLAYED/STARTED: 76/33 • **POSTSEASON GP/GS:** 3/3

STEPHENSON AT A GLANCE:

- A sixth-year offensive tackle who started 33-of-76 regular-season games and all three postseason contests played during his first five NFL seasons with Kansas City (2012-15) and Denver (2016-17).
- Opened 12-of-13 games played at right tackle in his first season with the Broncos in 2016.
- Started 15 games at left tackle, eight games at right tackle and one game as a short-yardage tight end in his first four years in the league with Kansas City.
- Saw action in all 16 games (6 starts at LT, 1 start at RT) in 2015 in addition to opening both postseason contests for the Chiefs at right tackle.
- Appeared in 32 games (23 starts at LT) along the offensive line at the University of Oklahoma, earning All-Big 12 Conference honorable-mention honors as senior in 2011.
- Joined the Broncos as an unrestricted free agent on March 9, 2016.
- Selected by Kansas City in the third round (74th overall) of the 2012 NFL Draft.

CAREER TRANSACTIONS: Signed by Kansas City as a draft choice 5/17/12; Signed by Denver as an unrestricted free agent 3/9/16.



2017: Stephenson played on offense and special teams vs. LAC (9/11) and vs. Dal. (9/17)... Was active but did not play at Buf. (9/24)... Saw action on offense and special teams vs. Oak. (10/1)... Was inactive vs. NYG (10/15) and at LAC (10/22).

2016: Stephenson opened 12-of-13 games played at right tackle in his first season with the Broncos... Made his Broncos debut at right tackle vs. Car. (9/8)... Missed three games due to injury.

2015: Stephenson appeared in all 16 regular-season games (7 starts) for the third time in his career and made two postseason starts... Opened the first six games of the season at left tackle before starting the season finale at right tackle... Helped the Chiefs rush for the sixth most yards per game (127.8) in the NFL... Allowed two or less sacks for the third consecutive season according to STATS, LLC... Started at right tackle in Kansas City's AFC Wild Card Playoff Game vs. Hou. (1/9) and AFC Divisional Playoff Game at N.E. (1/16).

2014: Stephenson appeared in 12 regular-season games for the Chiefs, allowing two sacks according to STATS, LLC... Helped the Chiefs rank 10th in the league in rushing yards per game (119.9) as RB Jamaal Charles posted his third consecutive 1,000-yard season... Made his season debut in Week 5 at S.F. (10/5).

2013: Stephenson started 7-of-16 games played and one postseason contest... Started three games at right tackle before shifting to left tackle for the final four games of the season... Contributed to Charles' 1,287-yard rushing total... Started at right tackle in the Chiefs' AFC Wild Card Playoff Game at Ind. (1/4).

2012: Selected by the Chiefs in the third round (74th overall) of the 2012 NFL Draft, Stephenson started seven games and saw action in every regular-season contest as a rookie... Made his NFL debut on special teams vs. Atl. (9/9)... Made his first career start as short-yardage tight end at S.D. (11/1)... Started at left tackle in five of the final six games of the season.

COLLEGE: Stephenson appeared in 32 games at the University of Oklahoma with all 23 of his starts coming at left tackle between his junior and senior seasons... Opened 13 contests at left tackle his senior campaign en route to earning All-Big 12 Conference honorable mention honors... Saw action in 14 games (10 starts) his junior season.

PERSONAL: Stephenson attended Blue Springs High School outside of Kansas City, Mo., where he was named all-league as a junior... Missed most of his senior season due to injury... Donald Stephenson was born on Sept. 30, 1988, in Kansas City, Mo.


STEPHENSON'S REGULAR SEASON RECORD

Year	Club	G	S
2012	Kansas City	16	7
2013	Kansas City	16	7
2014	Kansas City	12	0
2015	Kansas City	16	7
2016	Denver	13	12
2017	Denver	3	0
CAREER TOTALS		76	33

ADDITIONAL STATISTICS: *Miscellaneous tackles — 2016 (3), TOTAL (3). Miscellaneous FR — 2015 (1), TOTAL (1).*

STEPHENSON'S POSTSEASON RECORD

Year	Club	G	S
2013	Kansas City	1	1
2015	Kansas City	2	2
CAREER TOTALS		3	3



DARIAN STEWART

26

SAFETY



5-11 • 214 • 8TH YR. • SOUTH CAROLINA

BORN: Aug. 4, 1988, in Hunstville, Ala.

HIGH SCHOOL: Lee High School, Hunstville, Ala.

ACQUIRED: Unrestricted Free Agent (Baltimore), 2015

NFL YEAR: 8th • **YEAR WITH BRONCOS:** 3rd

NFL GAMES PLAYED/STARTED: 106/68 • **POSTSEASON GP/GS:** 5/5

STEWART AT A GLANCE:

- An eighth-year safety who appeared in 106 career regular-season games (67 starts) and made five postseason starts during his first seven NFL seasons with St. Louis (2010-13), Baltimore (2014) and Denver (2015-17).
- Totaled 356 tackles (261 solo), six interceptions (63 yds.), 37 passes defended, six forced fumbles, five fumble recoveries, 24 special-teams stops and one blocked punt during his first eight NFL campaigns.
- Selected to his first career Pro Bowl in 2016 after posting 68 tackles (55 solo), three interceptions (36 yds.), six passes defended, one forced fumble and one fumble recovery for the Broncos.
- Started 13-of-15 games played for Denver in 2015, posting 59 tackles (46 solo), one interception, 10 passes defended, one forced fumble and two fumble recoveries.
- Saw action in all 16 games (14 starts) for the first time in his career with Baltimore in 2014, finishing fourth on the Ravens with 53 tackles (37 solo) and adding four passes defended, one forced fumble and one blocked punt.
- Competed in the first two postseason games of his career for Baltimore in 2014 and recorded three tackles, one interception, one fumble recovery and two passes defended.
- Played in 50 games (36 starts) at the University of South Carolina, totaling 197 tackles, two interceptions, 22 passes defended, four forced fumbles and four fumble recoveries.
- Joined the Broncos as an unrestricted free agent (Baltimore) on March, 12, 2015.
- Entered the NFL with St. Louis as a college free agent on April 26, 2010.

26^s TROPHY CASE

Pro Bowls (1) 2016

CAREER TRANSACTIONS: Signed by St. Louis as a college free agent 4/26/10; Signed by Baltimore as an unrestricted free agent 3/23/14; Signed by Denver as an unrestricted free agent 3/12/15.



2017: Stewart posted six tackles (5 solo) vs. LAC (9/11)... Recorded three solo tackles vs. Dal. (9/17)... Notched seven tackles (6 solo) at Buf. (9/24)... Led the team with seven tackles (5 solo) vs. Oak. (10/1)... Totaled six tackles (4 solo) vs. NYG (10/15)... Registered one solo tackle at LAC (10/22).

2016: Stewart was selected to his first career Pro Bowl after tying for the team lead with three interceptions (36 yds.) while adding 68 tackles (55 solo), six passes defended, one forced fumble and one fumble recovery... Intercepted Saints quarterback Drew Brees twice (11 yds.) and returned a fumble 28 yards at N.O. (11/13)... Became the first Bronco since Deltha O'Neal (vs. K.C., 10/7/01) to record at least three turnovers in a single game... Registered seven tackles (3 solo) and one forced fumble vs. N.E. (12/18).

2015: Stewart started 13-of-15 regular-season games played in 2015, posting 59 tackles (46 solo), one interception, 10 passes defended, one forced fumble and two fumble recoveries... Totaled 10 tackles (7 solo), one sack (8 yds.), one interception (8 yds.), one forced fumble and three passes defended in three postseason starts... Intercepted Ravens QB Joe Flacco in the end zone with 0:28 seconds left in the fourth quarter to seal Denver's season-opening victory vs. Bal. (9/13)... Matched his career high with three passes defended and added four solo tackles vs. N.E. (11/29)... Posted five tackles (4 solo) and one special-teams stop in Denver's AFC Divisional Playoff Game vs. Pit. (1/17)... Intercepted Patriots QB Tom Brady and added three tackles (1 solo) in Denver's AFC Championship Game vs. N.E. (1/24)... Recorded three solo tackles, one sack (8 yds.), two passes defended and one forced fumble Denver's Super Bowl 50 victory vs. Car. (2/7).

2014: Stewart saw action in all 16 games (14 starts) for the first time in his career with Baltimore in 2014, producing 53 tackles (37 solo), four passes defended, one forced fumble and one blocked punt... Started the first two playoff games of his career and tallied three tackles (3 solo), two passes defended, one interception and one forced fumble... Made a season-high nine tackles in his Ravens debut vs. Cin. (9/7)... Blocked a punt that was returned 11 yards for a touchdown vs. Jac. (12/14)... Started and recorded one solo tackle, one interception, two passes defended and one fumble recovery in Baltimore's AFC Wild Card Playoff Game at Pit. (1/3).

2013: Stewart appeared in 13 games (6 starts) for the Rams and collected 36 tackles (30 solo), five passes defended, one forced fumble, one fumble recovery and three special-teams stops... Notched a season-best nine tackles (8 solo) and posted two passes defended vs. N.O. (12/15)... Forced a fumble and returned it 19



AQIB TALIB

21

CORNERBACK



6-1 • 205 • 10TH YR. • KANSAS

BORN: Feb. 13, 1986, in Cleveland

HIGH SCHOOL: Berkner High School, Richardson, Texas

ACQUIRED: Unrestricted Free Agent (New England), 2014

NFL YEAR: 10th • **YEAR WITH BRONCOS:** 4th

NFL GAMES PLAYED/STARTED: 126/112 • **POSTSEASON GP/GS:** 8/8

TALIB AT A GLANCE:

- A 10th-year cornerback who appeared in 126 career regular-season games (112 starts) and started eight playoff contests during his first nine seasons with Tampa Bay (2008-12), New England (2012-13) and Denver (2014-17).
- Totaled 433 tackles (341 solo), one sack (8 yds.), 34 interceptions (722 yds.), 116 passes defended, three forced fumbles and three fumble recoveries during his first nine seasons in the NFL.
- Posted the most interceptions (34) in the NFL among cornerbacks since he entered the league (2008) and is one of just three players at his position to be selected to the Pro Bowl in each of the last four seasons (2013-16).
- Ranks first in the NFL with 10 interceptions returned for touchdowns since becoming a regular starter in 2009 (fourth most all-time).
- Named an Associated Press First-Team All-Pro selection in 2016 for the first time in his career after recording 43 tackles (32 solo), three interceptions (86 yds., 1 TD) and 12 passes defended for the Broncos.
- Earned his third consecutive Pro Bowl nod in 2015, finishing the season with 45 tackles (39 solo), three interceptions (123 yds., 2 TDs) and 13 passes defended.
- Selected to his second consecutive Pro Bowl in his first year with the Broncos in 2014 after ranking third in the NFL opponent quarterback rating (72.2) when targeted defensively, according to Pro Football Focus.
- Helped Denver's defense allow the fewest yards per attempt (6.02) in the NFL as one of three Pro Bowlers in the Bronco's secondary in 2014.
- Named to his first career Pro Bowl in 2013 in addition to being recognized as a second-team All-Pro selection by the Associated Press.
- Selected as the NFL Alumni Defensive Back of the Year following his 2010 season when he totaled a career-high six interceptions for Tampa Bay.
- Named Conference Defensive Player of the Week on two occasions: at Arizona (10/31/10) and at San Diego (12/14/14).
- Matched a Buccaneers franchise record with a career-best three interceptions at Washington (10/4/09).
- Started 32-of-34 games played at the University of Kansas and earned consensus first-team All-America honors and unanimous first-team All-Big 12 Conference recognition following his final season for the Jayhawks in 2007.
- Joined the Broncos as an unrestricted free agent (New England) on March 12, 2014.
- Selected by Tampa Bay in the first round (20th overall) of the 2008 NFL Draft.

21's TROPHY CASE

Pro Bowls (4)	2013-16
All-Pro (First Team) (1)	2016
All-Pro (Second Team) (1)	2013

CAREER TRANSACTIONS: Signed by Tampa Bay as a draft choice 7/25/08; Traded to New England 11/1/12; Signed by Denver as an unrestricted free agent 3/12/14.



2017: Talib posted one solo tackle vs. LAC (9/11)... Recorded a 103-yard interception return, the third-longest such play in NFL history, and three passes defended vs. Dal. (9/17)... Moved into sole possession of fourth place in league history with 10 career interceptions returned for a touchdown... Tallied two solo tackles and one pass defended at Buf. (9/24)... Notched four tackles (3 solo) vs. Oak. (10/1)... Saw action on defense vs. NYG (10/15)... Posted two solo tackles and one pass defended at LAC (10/22).

2016: Talib earned his first career Associated Press All-Pro first-team honor and was named to his fourth consecutive Pro Bowl... Finished the season with 43 tackles (32 solo), three interceptions (86 yds., 1 TD) and

TALIB RACKS UP THE INTERCEPTIONS

MOST INTERCEPTIONS BY A CB, NFL. (2008-PRES.)

Player	No.
1. Aqib Talib, T.B./N.E./Den.	34
2. Brent Grimes, Atl./Mia.T.B.	31
Tramon Williams, G.B./Cle./Ari.	31
4. D. Rodgers-Cromartie, Ari./Phi./Den./NYG	30
Richard Sherman, Sea.	30

MOST INTERCEPTIONS FOR A TD, NFL. (2008-PRES.)

Player	No.
1. Aqib Talib, T.B./N.E./Den.	10
2. Charles Tillman, Chi.	7
Charles Woodson, G.B./Oak.	7
4. Dominique Rodgers-Cromartie, Ari./Phi./Den./NYG	6

12 passes defended... Joined Patrick Peterson and Richard Sherman as the only NFL cornerbacks to make the Pro Bowl in each of the last four years... Recorded his ninth career interception returned for a touchdown (46 yds.)—his Broncos franchise-record fifth—vs. Ind. (9/18)... Intercepted a pair of passes (40 yds.) at Tampa Bay (10/2) in his first game playing in the city where he was drafted.

2015: Talib became one of four cornerbacks to be selected to the last three Pro Bowls with his third career nod after posting 45 tackles (39 solo), three interceptions (123. yds., 2 TDs) and 14 passes defended... Recorded 14 tackles (13 solo) and six passes defended in Denver's three postseason contests... Intercepted Ravens QB Joe Flacco and returned it 51 yards for his seventh-career pick-six vs. Bal. (9/13)... Blocked an extra point at Det. (9/27)... Intercepted Browns QB Josh McCown at Cle. (10/18) and returned it 63 yards for a touchdown—tying him for the most interception returns for touchdowns in a career (4) in Broncos history and giving him the most interceptions returned for touchdowns since entering the league in 2008... Posted four solo tackles and two passes defended in Denver's AFC Divisional Playoff Game vs. Pit. (1/17)... Tallied five tackles (4 solo) and two passes defended in Denver's AFC Championship Game vs. N.E. (1/24)... Recorded five solo tackles and two passes defended in Denver's Super Bowl 50 victory vs. Car. (2/7).

2014: Talib started 15 regular-season games and earned his second consecutive Pro Bowl selection after totaling 63 tackles (54 solo), four interceptions (62 yds.), 17 passes defended, one sack (8 yds.) and one forced fumble... Returned two of his interceptions for touchdowns to become the eighth Bronco with multiple interception returns for touchdowns in franchise history (single season)... Secured the Broncos' win at NYJ (10/12) with a 22-yard interception return for a touchdown with 15 seconds remaining in the contest... Named AFC Defensive Player of the Week for his season-high eight tackles, one interception and three passes defended in the team's win at S.D. (12/14), becoming the first NFL cornerback and fourth player in 2014 to reach those marks in a single game... Picked off quarterback Andy Dalton at Cin. (12/22) and returned the interception 33 yards for a touchdown on *Monday Night Football*... Recorded his first career sack (8 yds.) vs. Oak. (12/28).

2013: Talib started all 13 games played for the Patriots and earned his first career Pro Bowl selection in addition to being named second-team All-Pro by the Associated Press... Totaled 44 tackles (35 solo), four interceptions (12 yds.), 14 passes defended, one forced fumble and one fumble recovery in the regular season... Added five tackles (3 solo) in two postseason starts... Combined to make four interceptions in Weeks 2-4 to represent the second three-game interception streak of his career... Matched his career high with three takeaways (2 INTs, 1 FF) vs. NYJ (9/12)... Tied a career high with four passes defended at Atl. (9/29).

2012: Talib started 9-of-10 games played with Tampa Bay and New England, splitting time between the two clubs after a mid-season trade... Tallied 40 tackles (33 solo), two interceptions (59 yds.), 10 passes defended and one fumble recovery on defense... Appeared in the season's first four games for the Buccaneers and recorded 21 tackles (20 solo), one interception and seven passes defended... Blocked his first career punt in the season opener vs. Car. (9/9)... Traded to New England on Nov. 1 along with a 2013 seventh-round draft pick in exchange for a 2013 fourth-round selection... Opened 5-of-6 regular-season games for the Patriots and registered 19 tackles (13 solo), one interception (59 yds.), two passes defended and one fumble recovery... Started both of New England's playoff games and contributed 10 tackles (9 solo) and one pass defended... Intercepted Colts quarterback Andrew Luck and returned it 59 yards for a touchdown vs. Ind. (11/18) in his first game with the Patriots... Posted a career-best 10 tackles (9 solo) in New England's AFC Divisional Playoff Game vs. Hou. (1/13).

2011: Talib opened all 13 games played for Tampa Bay and totaled 42 tackles (41 solo), two interceptions (55 yds., 2 TDs), 11 passes defended and one forced fumble... Scored on a 27-yard interception return and forced a fumble at Ten. (11/27)... Placed on injured reserve (hamstring) on Dec. 19.

2010: Talib started all 11 games he appeared in for the Buccaneers and made a career-high six interceptions (91 yds.) to go along with 50 tackles (47 solo) and 11 passes defended... Named NFL Alumni Defensive Back of the Year, joining teammate Ronde Barber (2001) as the only players in franchise history to receive the honor... Recorded interceptions in his first three games of the season... Selected as NFC Defensive Player of the Week after posting two interceptions, including one returned 45 yards for a score, at Ari. (10/31)... Placed on injured reserve (hip) on Dec. 6.

2009: Talib started 15 games for Tampa Bay and tallied a personal-best 69 tackles (62 solo), 15 passes defended and one fumble recovery in addition to intercepting five passes.

TALIB A PRO BOWLER IN FOUR CONSECUTIVE YEARS

MOST PRO BOWL SELECTIONS BY AN NFL CORNERBACK SINCE 2013

Player	Team(s)	No.
Aqib Talib	N.E./Den.	4
Patrick Peterson	Ari.	4
Richard Sherman	Sea.	4

TALIB RANKS FOURTH ALL-TIME IN PICK SIXES

MOST INTERCEPTIONS RETURN FOR A TOUCHDOWN, CAREER, NFL HISTORY

	Player	Team(s)	No.
1.	Rod Woodson	Pit./S.F./Bal./Oak.	12
2.	Darren Sharper	G.B./Min./N.O.	11
	Charles Woodson	G.B./Oak.	11
4.	Aqib Talib	T.B./N.E./Den.	10

2008: Selected by Tampa Bay in the first round (20th overall) of the 2008 NFL Draft, Talib appeared in 15 games (2 starts) as a rookie and contributed 27 tackles (19 solo), four interceptions (32 yds.) and nine passes defended... Recorded his first career interception vs. Atl. (9/14).

COLLEGE: Talib opened 32-of-34 career games played at the University of Kansas and totaled 162 tackles, 13 interceptions, 43 passes defended, two forced fumbles and two fumble recoveries for the Jayhawks... Declared for the NFL Draft following his junior season after being named a consensus first-team All-American and unanimous first-team All-Big 12 Conference selection... Named MVP of the 2008 Orange Bowl vs. Virginia Tech (1/3/08) after giving Kansas its first lead with a 60-yard interception returned for a touchdown.

PERSONAL: Talib attended Berkner High School in Richardson, Texas, where he was a first-team all-district and all-city defensive back... Aqib Talib (pronounced UH-keeb TUH-leeeb) was born on Feb. 13, 1986, in Cleveland.

TALIB'S REGULAR SEASON RECORD

Year	Club	G	S	UT	A	TT	S-Yds.	I-Yds.	PD	FF	FR	TD-Int.	TD-FR	S	Pts.
2008	Tampa Bay	15	2	19	8	27	0-0	4-32	9	0	0	0	0	0	0
2009	Tampa Bay	15	15	62	7	69	0-0	5-99	15	0	1	0	0	0	0
2010	Tampa Bay	11	11	47	3	50	0-0	6-91	11	0	0	1	0	0	6
2011	Tampa Bay	13	13	41	1	42	0-0	2-55	11	1	0	2	0	0	12
2012	T.B./N.E.	10	9	33	7	40	0-0	2-59	10	0	1	1	0	0	6
2013	New England	13	13	35	9	44	0-0	4-12	14	1	1	0	0	0	0
2014	Denver	15	15	54	9	63	1-8	4-62	16	1	0	2	0	0	12
2015	Denver	15	15	39	6	45	0-0	3-123	13	0	0	2	0	0	12
2016	Denver	13	13	32	11	43	0-0	3-86	12	0	0	1	0	0	6
2017	Denver	6	6	9	1	10	0-0	1-103	5	0	0	1	0	0	6
CAREER TOTALS		126	112	341	64	433	1-8	34-722	116	3	3	10	0	0	60
BRONCOS TOTALS		49	49	136	27	162	1-8	11-384	46	1	0	6	0	0	36

ADDITIONAL STATISTICS: Blocked a punt vs. Carolina, 9/9/12. Blocked an extra point at Detroit, 9/27/15

TALIB'S POSTSEASON RECORD

Year	Club	G	S	UT	A	TT	S-Yds.	I-Yds.	PD	FF	FR	TD-Int.	TD-FR	S	Pts.
2012	New England	2	2	9	1	10	0-0	0-0	1	0	0	0	0	0	0
2013	New England	2	2	3	2	5	0-0	0-0	0	0	0	0	0	0	0
2014	Denver	1	1	4	0	4	0-0	0-0	1	0	0	0	0	0	0
2015	Denver	3	3	13	1	14	0-0	0-0	6	0	0	0	0	0	0
CAREER TOTALS		8	8	29	4	33	0-0	0-0	8	0	0	0	0	0	0

TALIB'S SINGLE-GAME HIGHS

(Postseason in parentheses)

Tackles — 9 vs. Carolina, 11/14/10 (10 vs. Houston, 1/13/13). **Interceptions** — 3 at Washington, 10/4/09 (none). **Interception return yards** — 103 vs. Dallas, 9/17/16 (None). **Passes Defended** — 4, twice, last at Atlanta, 9/29/13 (2, three times, last vs. Carolina, 2/7/16). **Sacks** — 1 vs. Oakland, 12/28/14 (None). **Sack yards** — 8 vs. Oakland, 12/28/14 (None).

TALIB'S INTERCEPTIONS BY QUARTERBACK

Quarterback	INTs	Quarterback	INTs
Jason Campbell	3	Max Hall	1
Matt Ryan	3	Matt Hasselbeck	1
Geno Smith	3	Colin Kaepernick	1
Joe Flacco	2	Charlie Batch	1
Andrew Luck	2	Carson Palmer	1
Jameis Winston	2	Philip Rivers	1
Jimmy Clausen	1	Aaron Rodgers	1
Andy Dalton	1	Tony Romo	1
Jake Delhomme	1	Matthew Stafford	1
Derek Anderson	1	Seneca Wallace	1
Josh Freeman	1	Alex Smith	1
Josh McCown	1	Tom Brady	1
Dak Prescott	1		

AQIB TALIB'S 2017 GAME-BY-GAME

(Victories asterisked)

2017 DENVER (3-3)		TACKLES									
Date	Opponent	P/S	UT	A	TT	S-Yds.	I-Yds.	PD	FF	FR	
Sep 11	vs. LA Chargers*	S	1	0	1	0-0	0-0	0	0	0	
Sep 17	vs. Dallas*	S	1	0	1	0-0	1-103	3	0	0	
Sep 24	at Buffalo	S	2	0	2	0-0	0-0	1	0	0	
Oct 1	vs. Oakland*	S	3	1	4	0-0	0-0	0	0	0	
Oct 15	vs. New York Giants	S	0	0	0	0-0	0-0	0	0	0	
Oct 22	at LA Chargers	S	2	0	2	0-0	0-0	1	0	0	
Season Totals		6/6	9	1	10	0-0	1-103	5	0	0	



JORDAN TAYLOR

87

WIDE RECEIVER

6-5 • 210 • 2ND YR. • RICE

BORN: Feb. 18, 1992, in Sherman, Texas

HIGH SCHOOL: Dennison (Texas) High School

ACQUIRED: College Free Agent, 2015

NFL YEAR: 2nd • **YEAR WITH BRONCOS:** 2nd

NFL GAMES PLAYED/STARTED: 19/1



TAYLOR AT A GLANCE:

- A second-year wide receiver who appeared in 19 games (1 starts) for Denver in 2016-17 after spending the entire 2015 season competing on the club's practice squad.
- Caught 16 passes for 209 yards (13.1 avg.) with two touchdowns for the Broncos in 2016.
- Started 37-of-42 games at wide receiver for Rice University and amassed 175 receptions for 2,585 yards (14.8 avg.) with 20 touchdowns after converting from quarterback to wide receiver during his redshirt freshman season.
- Entered the NFL with Denver as a college free agent on May 2, 2015.

CAREER TRANSACTIONS: Signed by Denver as a college free agent 5/2/15; Waived by Denver 9/5/15; Signed by Denver (practice squad) 9/7/15.



2017: Taylor was inactive vs. LAC (9/11), vs. Dal. (9/17) and at Buf. (9/24)... Recorded a solo tackle on a fake punt in his regular-season debut vs. Oak. (10/1)... Caught three passes for 26 yards vs. NYG (10/15)... Started and caught one pass for seven yards at LAC (10/22).

2016: Taylor played all 16 games and caught 16 passes for 209 yards (13.1 avg.) with two touchdowns in addition to making two special-teams tackles and recovering a special-teams fumble... Made his NFL debut vs. Car. (9/8)... Caught his first career pass (20 yds.) vs. Ind. (9/18)... Scored his first career receiving touchdown (14 yds.) and finished with two catches for 32 yards (16.0 avg.) at N.O. (11/13)... Caught a 6-yard touchdown vs. K.C. (11/27)... Matched his career-high three with catches for a personal-best 41 yards (13.7 avg.) vs. Oak. (1/1).

2015: Taylor, who entered the NFL with Denver as a college free agent, spent his entire rookie season on the club's practice squad.

COLLEGE: Taylor started 37-of-42 games at wide receiver for Rice University and amassed 175 receptions for 2,585 yards (14.8 avg.) with 20 touchdowns after converting from quarterback to wide receiver during his redshirt freshman season... Recorded 100-yard games on eight occasions... Named a second-team All Conference-USA selection in 2013 and 2014... Finished 2014 with 54 catches for 842 yards (14.8 avg.) with seven touchdowns despite missing three games with an injury... Recorded 48 catches for 780 yards (16.3 avg.) with six scores in his last eight games of the 2014 season.

PERSONAL: Taylor threw for 3,766 yards and 40 touchdowns in addition to rushing for 2,500 yards and 39 touchdowns in his career... Earned all-district and honorable mention all-state honors as a wide receiver as a sophomore before moving to quarterback as a junior... Caught 29 passes for 546 yards (18.8) and 11 touchdowns as a sophomore... Played baseball and earned all-district honors as an outfielder as a junior as a senior... His brother, Ryan, was an offensive lineman at UCLA and is now the offensive line coach at Tyler (Texas) Junior College... Jordan Taylor was born on Feb. 18, 1992, in Sherman, Texas.

TAYLOR'S REGULAR SEASON RECORD

Year	Club	G	S	RECEIVING					SCORING					
				No.	Yds.	Avg.	LG	TD	TD	TDr	TDp	TDrt	2pt	Pts.
2015	Denver			PRACTICE SQUAD										
2016	Denver	16	0	16	209	13.1	35	2	2	0	2	0	0	12
2017	Denver	3	1	4	33	8.3	11	0	0	0	0	0	0	0
CAREER TOTALS		19	1	20	242	12.1	35	2	2	0	2	0	0	12

ADDITIONAL STATISTICS: Special-teams tackles — 2016 (2), TOTAL (2). Defensive tackle— 2017 (1), TOTAL (1). Special-teams FR — 2016 (1), TOTAL (1).

JORDAN TAYLOR'S 2017 GAME-BY-GAME

(Victories asterisked)

2017 DENVER (3-3)		RECEIVING						SCORING	
Date	Opponent	P/S	No.	Yds.	Avg.	LG	TD	2pt.	Pts.
Sep 11	vs. LA Chargers*								
Sep 17	vs. Dallas*								
Sep 24	at Buffalo								
Oct 1	vs. Oakland*	P	0	0	—	—	0	0	0
Oct 15	vs. New York Giants	P	3	26	8.7	11	0	0	0
Oct 22	at LA Chargers	S	1	7	7.0	7	0	0	0
Season Totals		3/1	4	33	8.3	11	0	0	0



DEMARYIUS THOMAS

88

WIDE RECEIVER

6-3 • 229 • 8TH YR. • GEORGIA TECH

BORN: Dec. 25, 1987, in Montrose, Ga.

HIGH SCHOOL: West Laurens High School, Montrose, Ga.

ACQUIRED: Draft #1a (22nd overall), 2010

NFL YEAR: 8th • YEAR WITH BRONCOS: 8th

NFL GAMES PLAYED/STARTED: 107/93 • POSTSEASON GP/GS: 10/10



THOMAS AT A GLANCE:

- An eighth-year wide receiver and five-time Pro Bowl selection who played 107 regular-season games (93 starts) and opened all 10 postseason contests for the Broncos during his first seven NFL seasons.
- Ranks first in franchise history with 35 total games with 100-plus receiving yards—a figure that ties for third in the NFL since 2011 when he recorded his first 100-yard receiving output.
- Owns the NFL's longest active streak of 1,000-yard receiving seasons (5).
- Joined Torry Holt (6) and Marvin Harrison (5) as the only players in NFL history with five consecutive seasons totaling at least 90 receptions and 1,000 receiving yards.
- Teamed with Emmanuel Sanders in 2016 to become just the seventh pair of teammates in NFL history with three consecutive seasons totaling 1,000 receiving yards.
- Joined Ring of Fame safety Steve Atwater (8, 1990-97) and Pro Football Hall of Fame tight end Shannon Sharpe (7, 1992-98) as the only Broncos with five straight Pro Bowl selections.
- Established a franchise single-season record with 1,619 receiving yards and ranking second in team annals with 111 catches on the year in 2014.
- Set a team record in 2014 for most 100-yard receiving games (10), reaching the century mark in seven consecutive contests (Games 4-10) to tie for the second-longest streak in league history.
- Combined with teammate Emmanuel Sanders to post three consecutive 1,000-yard seasons, joining Rod Smith and Ed McCaffrey (1998-2000) as the only tandems in team history to do so.
- Established a Broncos single-game receiving yardage record with his 226-yard performance vs. Arizona (10/5/14) to earn AFC Offensive player of the Week recognition.
- Ranked second in the NFL with 14 receiving touchdowns and fourth in the league with 1,430 yards on 92 catches in 2013 to earn his second consecutive Pro Bowl selection and Associated Press second-team All-Pro recognition.
- Combined with teammate Eric Decker to represent the most prolific receiving tandem (2,718 yds.) in the NFL in 2013.
- Selected to his first Pro Bowl following the 2012 season in which he caught 94 passes for 1,434 yards (15.3 avg.) with 10 touchdowns, ranking fourth in the league in receiving yards and posting the second-most 25+yard receptions (18) in the NFL.
- Fueled Denver's 29-23 win against Pittsburgh in the AFC Wild Card round (1/8/12) with his four-catch, 204-yard performance that included an 80-yard game-winning touchdown reception on the first play of overtime.
- Totaled eight receptions for 97 yards (12.1 avg.) with one touchdown in his NFL debut vs. Seattle (9/19/10) to mark the second-most catches by a Broncos rookie in his pro debut and become just the ninth player (since 1970) to record at least eight catches in their first NFL game.
- Finished his career at Georgia Tech ranked fourth in school history in receiving yards (2,339), fourth in touchdown catches (15) and seventh in receptions (120).
- Averaged nearly 20 yards per reception during his collegiate career, posting the fifth-best receiving average (19.5) for a career in Atlantic Coast Conference history.
- Selected by the Broncos in the first round (22nd overall) of the 2010 NFL Draft.

88's TROPHY CASE

Pro Bowls (5) 2012-16

All-Pro (2nd team) (2) 2013-14

CAREER TRANSACTIONS: Signed by Denver as a draft choice 8/1/10.



2017: Thomas caught five passes for 67 yards (13.4 avg.) vs. LAC (9/11)... Made six catches for 71 yards

(11.8 avg.) vs. Dal. (9/17)... Caught six passes for 98 yards (16.3 avg.) at Buf. (9/24)... Made one catch for 11 yards vs. Oak. (10/1)... Tallied his 35th career 100-yard output (10-133) vs. NYG (10/15)... Caught two passes for nine yards at LAC (10/22).

2016: Thomas produced his fifth consecutive 90-catch, 1,000-yard season in 2016 (90-1,083-5 TD) in addition to earning his fifth straight Pro Bowl nod... Led the team with five catches for 90 yards (18.0 avg.) and caught a two-point conversion vs. Ind. (9/18), moving past WR Ed McCaffrey into fourth place on the team's all-time receptions list (465)... Tallied his 33rd career 100-yard game (6-100-1 TD) at Cin. (9/25)... Posted six catches for 94 yards (15.7 avg.) with one touchdown, passing WR Lionel Taylor into third place in the franchise's all-time receiving yardage list... Caught his 50th career touchdown and finished with five catches for 49 yards (9.8 avg.) vs. Atl. (10/9)... Reached 500 catches in his career in his 94th game at Oak. (11/6), becoming the second-fastest Bronco to reach that milestone (Lionel Taylor, 80 gms.)... Delivered his 34th career 100-yard game (10-126) at Ten. (12/11)... Caught seven passes for 91 yards (13.0 avg.) vs. N.E. (12/18), marking his fifth consecutive season with 1,000 yards receiving.

2015: Thomas surpassed 1,300 receiving yards (105-1,304, 6 TDs) in 2015 to join Marvin Harrison (5) and Jerry Rice (4) as the only players in NFL history with four consecutive seasons totaling at least 90 receptions and 1,300 receiving yards... Started all 16 games and selected to the Pro Bowl for the fourth consecutive season... Posted seven catches for 60 yards (8.6 avg.) in Denver's three postseason contents... Moved up to fourth place all-time in club history with 6,228 career receiving yards vs. N.E. (11/29)... Tied former WR Ed McCaffrey for third place in Broncos history with his 46th career touchdown reception at Pit.(12/20)... Passed Ring of Fame WR Rod Smith for the most 100-yard receiving games (32) in team history (regular season and postseason) vs. S.D. (1/3)... Set Denver's career postseason reception record (50) and finished with four catches for 40 yards (10.0 avg.) and a two-point conversion in the team's AFC Divisional Playoff Game vs. Pit. (1/17)... Caught one pass for eight yards and drew a third-down pass interference call in the end zone on the team's final drive in Denver's Super Bowl 50 victory vs. Car. (2/7).

2014: Thomas, who was voted a captain by his teammates, started all 16 regular-season games, earning his third straight Pro Bowl selection and second consecutive All-Pro second-team nod from the Associated Press after setting a Broncos single-season record with 1,619 yards on 111 receptions (14.6 avg.) with 11 touchdowns... Set a franchise single-season record for most games with 100-plus yards receiving (10) and became just the seventh player in pro football history with 10 such games in a single year... Recorded 100 receiving yards in Games 4-10 to tie for the second-longest streak in league history and set a club record... Joined Marvin Harrison and Jerry Rice as the only players in NFL history with three consecutive 1,400-yard, 10-touchdown seasons... Joined Broncos Ring of Famer Rod Smith (2000-01, '05) as the only receivers in franchise history to be named to at least three Pro Bowls... Teamed with Emmanuel Sanders to become only the second 100-catch duo in club history (Rod Smith/Ed McCaffrey, 2000)... Combined with Sanders to record the most receiving yards (3,023) and tie for the most receptions (212) by an offensive tandem in the NFL in 2014... Caught the game-tying two-point conversion pass from quarterback Peyton Manning to force overtime at Sea. (9/21)... Set a Broncos single-game receiving yardage record with his 226 yards vs. Ari. (10/5) and was named AFC Offensive Player of the Week for his performance... Caught 11 passes for 108 yards (9.8 avg.) at Oak. (11/9) to top 1,000 yards on the year and become just the fourth player in Broncos history with three consecutive 1,000-yard receiving seasons... Caught seven passes for 103 yards (14.7 avg.) at Stl. (11/19) to represent his seventh consecutive game with at least 100 yards receiving, marking the longest streak of its kind in team history and tying for the second-longest such streak in league history... Topped the 100-reception mark for the first time in his career with seven catches for 115 yards (16.4 avg.) at Cin. (12/22)... Caught five passes for 59 yards (11.8 avg.) with one touchdown in Denver's AFC Divisional Playoff Game vs. Ind. (1/11) to tie Rod Smith for the most postseason scoring receptions in franchise history.

2013: Thomas started all 16 regular-season games, earning his second consecutive Pro Bowl selection and Associated Press second-team All-Pro honors after posting 92 receptions for 1,430 yards (15.5 avg.) with 14 touchdowns... Ranked fourth in the NFL in receiving yards and second in receiving scores... Led all NFL players in receptions (28) and receiving yards (327) in the postseason in addition to collecting two touchdown catches in three playoff games... Posted his first career 10-catch game (10-94) vs. Oak. (9/23)... Recorded his first three-touchdown game at S.D. (11/10) to earn AFC Offensive Player of the Week honors... Surpassed the 1,000-yard mark for the second straight season after catching three passes for 106 yards (35.3 avg.), including a game-long 77-yard reception, at K.C. (12/1)... Hauled in a game-high eight passes (54 yds.) and opened the scoring with a 2-yard touchdown catch in the first quarter of Denver's AFC Divisional Playoff Game vs. S.D. (1/12)... Caught seven passes for a game-high 134 yards (19.1 avg.) with one touchdown in Denver's AFC Championship Game vs. N.E. (1/19)... Set a Super Bowl record with 13 receptions for 118 yards (9.1 avg.) with one touchdown in Super Bowl XLVIII vs. Sea. (2/2).

THOMAS TAKING DOWN FRANCHISE RECEIVING RECORDS

MOST REC. YDS., SINGLE SEASON, BRONCOS HISTORY

Player	Year	No.
1. Demaryius Thomas	2014	1,619
2. Rod Smith	2000	1,602
3. Brandon Lloyd	2010	1,448
4. Demaryius Thomas	2012	1,434
5. Demaryius Thomas	2013	1,430

MOST RECEPTIONS, SINGLE SEASON, BRONCOS HISTORY

Player	Year	No.
1. Rod Smith	2000	113
2. Demaryius Thomas	2014	111
3. Demaryius Thomas	2015	105
4. Brandon Marshall	2008	104
5. Brandon Marshall	2007	102

THOMAS OWNS BRONCOS SINGLE-GAME RECEIVING MARKS

MOST RECEIVING YARDS, SINGLE GAME, BRONCOS REGULAR-SEASON HISTORY

	Player	Opponent	Rec.	Yds.	Avg.	TDs
1.	Demaryius Thomas	vs. Ari. (10/5/14)	8	226	28.3	2
2.	Shannon Sharpe	at K.C. (10/20/02)	12	214	17.8	2
3.	Jabar Gaffney	vs. K.C. (1/3/10)	14	213	15.2	0
4.	Rod Smith	vs. Atl. (10/31/04)	9	208	23.1	1
5.	Brandon Marshall	at Ind. (12/13/09)	21	200	9.5	2

MOST RECEIVING YARDS, SINGLE GAME, BRONCOS POSTSEASON HISTORY

	Player	Opponent	Rec.	Yds.	Avg.	TDs
1.	Demaryius Thomas	vs. Pit. (1/8/12)	4	204	51.0	1
2.	Steve Watson	vs. Pit. (12/30/84)	11	177	16.1	1
3.	Haven Moses	vs. Oak. (1/1/78)	5	168	33.6	2
4.	Shannon Sharpe	at LAA (1/9/94)	13	156	12.0	1
5.	Rod Smith	vs. Atl. (1/31/99)	5	152	30.4	1

2012: Thomas started all 16 regular-season games for the first time in his career and earned his first Pro Bowl selection after finishing as the team's leading receiver with 94 catches for 1,434 yards (15.3 avg.) and 10 touchdowns... Ranked in the league's top 10 in receiving yards (4th), receptions (8th), receiving average (2nd), touchdowns (7th) and 25+yard catches (2nd)... Topped the 100-yard mark in seven games... Caught quarterback Peyton Manning's 400th career touchdown throw when he took a screen pass 71 yards to the end zone in the third quarter vs. Pit. (9/9)... Surpassed the 1,000-yard mark for the first time in his career, finishing with a game-high 82 receiving yards (4-82) with one touchdown at K.C. (11/25)... Registered his second career multiple-touchdown game with a pair of scoring catches vs. T.B. (12/2)... Topped the 100-yard mark for the sixth game of the season vs. Cle. (12/23)... Made a 17-yard touchdown catch in Denver's AFC Divisional Playoff Game vs. Bal. (1/12).

2011: Thomas played 11 regular-season games (5 starts) and ranked second on the team with 32 receptions for 551 yards (17.2 avg.) with four touchdowns... Inactive for the first five games of the year while recovering from an offseason Achilles injury and a broken thumb suffered in training camp... Started both postseason contests and totaled 10 catches for 297 yards (29.7 avg.) with one score... Set a franchise record by leading the Broncos in receiving in the season's final seven games... Posted 25 receptions for 448 yards (17.9 avg.) with three touchdowns in Denver's final five regular-season games... Fueled Denver's 29-23 win vs. Pit. (1/8) in the AFC Wild Card Game when he caught an 80-yard touchdown on the first play of overtime (longest overtime scoring play in NFL postseason history)... Totaled four receptions for 204 yards against the Steelers to mark the most receiving yards by a Bronco in playoff history and the second-highest receiving average (51.0) in a single game in NFL annals.

2010: Selected by Denver in the first round (22nd overall) of the 2010 NFL Draft, Thomas played 10 games (2 starts) and totaled 22 receptions for 283 yards (12.9 avg.) with two touchdowns to go along with 16 kick-off returns for 398 yards (24.9 avg.)... Missed Denver's season opener at Jac. (9/12) with a foot injury that sidelined him the entire preseason... Recorded eight receptions for 97 yards (12.1 avg.) with one touchdown vs. Sea. (9/19) in his NFL debut to mark the second-most catches by a Broncos rookie in his pro debut and become just the ninth player in league history (since 1970) to record at least eight catches in his first NFL game... Caught a 17-yard touchdown over All-Pro cornerback Darrelle Revis vs. NYJ (10/17)... Inactive in Games 11-15 due to an ankle injury.

COLLEGE: Thomas played 39 games (36 starts) at Georgia Tech, where finished his career ranked fourth in school history in receiving yards (2,339), fourth in touchdown catches (15) and seventh in receptions (120)... Averaged nearly 20 yards per reception during his career, posting the fifth-best receiving average (19.5) in Atlantic Coast Conference history... Earned third-team All-America honors from the Associated Press and first-team All-ACC accolades as a senior in 2009 after ranking second in the nation with a school-record 25.1-yard average on 46 catches for 1,154 yards, which ranked second all-time in Georgia Tech annals.

PERSONAL: Thomas attended West Laurens High School in Montrose, Ga., where he was a first-team Class AA all-state selection by the *Atlanta Journal Constitution* and a two-time all-region and All-Heart of Georgia choice... Caught 56 passes for 756 yards (13.5 avg.) with seven touchdowns as a senior... Played on the school's state championship basketball team... First name is pronounced duh-MARE-ee-us... Demaryius Thomas was born on Dec. 25, 1987, in Montrose, Ga.

THOMAS' REGULAR SEASON RECORD

Year	Club	RECEIVING						KICKOFF RETURNS				SCORING							
		G	S	No.	Yds.	Avg.	LG	TD	No.	Yds.	Avg.	LG	TD	TD	TDr	TDp	TDrT	2pt	Pts.
2010	Denver	10	2	22	283	12.9	31	2	16	398	24.9	65	0	2	0	2	0	0	12
2011	Denver	11	5	32	551	17.2	47	4	0	0	0.0	—	0	4	0	4	0	0	24
2012	Denver	16	16	94	1,434	15.3	71t	10	0	0	0.0	—	0	10	0	10	0	0	60
2013	Denver	16	16	92	1,430	15.5	78t	14	0	0	0.0	—	0	14	0	14	0	0	84
2014	Denver	16	16	111	1,619	14.6	86t	11	0	0	0.0	—	0	11	0	11	0	1	68
2015	Denver	16	16	105	1,304	12.4	48t	6	0	0	0.0	—	0	6	0	6	0	0	36
2016	Denver	16	16	90	1,083	12.0	55t	5	0	0	0.0	—	0	5	0	5	0	1	32
2017	Denver	6	6	30	389	13.0	40	0	0	0	0.0	—	0	0	0	0	0	0	0
CAREER TOTALS		107	93	576	8,093	14.1	86t	52	16	398	24.9	65	0	52	0	52	0	2	316

ADDITIONAL STATISTICS: Rushing — 2010 (2-1, 0.5 avg., 1 LG), 2011 (1 for 5), TOTAL (3-6, 2.0 avg., 5 LG). Special-teams tackles — 2010 (3), TOTAL (3). Miscellaneous tackles — 2010 (2), 2013 (2), 2015 (2), 2016 (1), TOTAL (7). Fumbles — 2010 (1 FR), TOTAL (1 FR).

THOMAS' POSTSEASON RECORD

Year	Club	G	S	RECEIVING					KICKOFF RETURNS					SCORING					
				No.	Yds.	Avg.	LG	TD	No.	Yds.	Avg.	LG	TD	TD	TDr	TDp	TDrt	2pt	Pts.
2011	Denver	2	2	10	297	29.7	80t	1	0	0	0.0	—	0	1	0	1	0	0	6
2012	Denver	1	1	3	37	12.3	17t	1	0	0	0.0	—	0	1	0	1	0	0	6
2013	Denver	3	3	28	306	10.9	30	3	0	0	0.0	—	0	1	0	1	0	0	6
2014	Denver	1	1	5	59	11.8	24	1	0	0	0.0	—	0	1	0	1	0	0	6
2015	Denver	3	3	7	60	8.6	15	0	0	0	0.0	—	0	0	0	0	0	1	2
CAREER TOTALS		10	10	53	759	14.3	80t	6	0	0	0.0	—	0	3	0	3	0	1	26

THOMAS' SINGLE GAME HIGHS

(Postseason in parentheses)

Receptions — 11 at Oakland, 11/9/14 (13* vs. Seattle, 2/2/14). **Receiving yards** — 226^ vs. Arizona, 10/5/14 (204^ vs. Pittsburgh, 1/8/12). **Longest reception** — 86t vs. Arizona, 10/5/14 (80t vs. Pittsburgh, 1/8/12). **Receiving touchdowns** — 3^, twice, last vs. Miami, 11/23/14 (1, six times, last vs. Indianapolis, 1/11/15). **Consecutive games with 100 receiving yards** — 7^, Games 4-10, 2014 (2, 1/19/14-2/2/14). **Kick returns** — 5 at San Francisco (London), 10/31/10 (none). **Kick return yards** — 144 at Tennessee, 10/3/10 (none). **Longest kick return** — 65 at Tennessee, 10/3/10 (none).

*Super Bowl Record; ^Broncos Record

THOMAS' 100-YARD RECEIVING GAMES (35: INCLUDES 3 POSTSEASON)

**denotes win (Thomas' teams are 27-8, including postseason, when he records 100 or more yards receiving in a game.)*

Date	Opponent	No.	Yds.	Avg.	LG	TD
12/4/11	at Minnesota*	4	144	36.0	42	2
12/18/11	vs. New England	7	116	16.6	39	0
1/8/12	vs. Pittsburgh*^	4	204	51.0	80t	1
9/9/12	vs. Pittsburgh*	5	110	22.0	71t	1
9/30/12	vs. Oakland*	5	103	20.6	40	0
10/7/12	at New England	9	180	20.0	38	0
10/28/12	vs. New Orleans*	7	137	19.6	41	1
11/11/12	at Carolina*	9	135	15.0	46	0
12/23/12	vs. Cleveland*	9	102	11.3	23	1
12/30/12	vs. Kansas City*	7	122	17.4	36	1
9/5/13	vs. Baltimore*	5	161	32.2	78t	2
11/10/13	at San Diego*	7	108	15.4	34t	3
11/17/13	vs. Kansas City*	5	121	24.2	70	0
12/1/13	at Kansas City*	3	106	35.3	77	0
12/22/13	at Houston*	8	123	15.4	36t	1
12/29/13	at Oakland*	6	113	18.8	63t	2
1/19/14	vs. New England*^	7	134	19.1	30	1
2/2/14	vs. Seattle^	13	118	9.1	23	1
10/5/14	vs. Arizona*	8	226	28.3	86t	2
10/12/14	at N.Y. Jets*	10	124	12.4	54	1
10/19/14	vs. San Francisco*	8	171	21.4	49	2
10/23/14	vs. San Diego*	8	105	13.1	23	0
11/2/14	at New England	7	127	18.1	41	0
11/9/14	at Oakland*	11	108	9.8	21	0
11/16/14	at St. Louis	7	103	14.7	23	0
12/14/14	at San Diego*	6	123	20.5	36	1
12/22/14	at Cincinnati	7	115	16.4	46	0
12/28/14	vs. Oakland*	8	115	14.4	27	0
9/17/15	at Kansas City*	8	116	14.5	22	0
10/18/15	at Cleveland*	10	111	11.1	20	0
11/1/15	vs. Green Bay*	8	164	21.0	47	0
1/3/16	vs. San Diego*	5	117	23.4	72t	1
9/25/16	at Cincinnati*	6	100	16.7	55t	1
12/11/16	at Tennessee	10	126	12.6	34	0
10/15/17	vs. New York Giants	10	133	13.3	40	0

^Playoff Game

DEMARIUS THOMAS' 2017 GAME-BY-GAME

(Victories asterisked)

2017 DENVER (3-3)			RECEIVING					SCORING	
Date	Opponent	P/S	No.	Yds.	Avg.	LG	TD	2pt.	Pts.
Sep 11	vs. LA Chargers*	S	5	67	13.4	29	0	0	0
Sep 17	vs. Dallas*	S	6	71	11.8	27	0	0	0
Sep 24	at Buffalo	S	6	98	16.3	20	0	0	0
Oct 1	vs. Oakland*	S	1	11	11.0	11	0	0	0
Oct 15	vs. New York Giants	S	10	133	13.3	40	0	0	0
Oct 22	at LA Chargers	S	2	9	4.5	13	0	0	0
Season Totals			6/6	30	389	13.0	40	0	0



DEMARCUS WALKER 57

OUTSIDE LINEBACKER

6-4 • 280 • R • FLORIDA STATE

BORN: Sept. 30, 1994, in Jacksonville, Fla.

HIGH SCHOOL: Sandalwood High School, Jacksonville, Fla.

ACQUIRED: Draft #2 (51st overall), 2017

NFL YEAR: 1st • **YEAR WITH BRONCOS:** 1st

NFL GAMES PLAYED/STARTED: 6/0



WALKER AT A GLANCE:

- A rookie outside linebacker who has played six games with Denver as a rookie in 2017.
- Started 40-of-52 games played as a defensive lineman at Florida State University, totaling 164 tackles (90 solo), 28.5 sacks (189 yds.), eight passes defended, eight forced fumbles and two fumble recoveries.
- Finished his collegiate career ranked third in FSU history with 28.5 sacks.
- Posted the third-highest single-season sack total (16.0-118) in Seminoles history as a senior in addition to finishing second on the team with 68 tackles (46 solo).
- Named a consensus All-American, ACC Defensive Player of the Year, Hendrick's Award finalist and Lombardi Award semifinalist following his senior season in 2016.
- Selected by the Broncos in the second round (51st overall) of the 2017 NFL Draft.

CAREER TRANSACTIONS: Signed by Denver as a draft choice 5/15/17.



2017: Walker made his NFL debut at LAC (9/11)... Saw action on defense and special teams vs. Dal. (9/17), at Buf. (9/24) and vs. Oak. (10/1)... Made one solo tackle vs. NYG (10/15) and at LAC (10/22).

COLLEGE: Walker was named a consensus All-American, the Atlantic Coast Conference Defensive Player of the Year, a Hendrick's Award finalist and a Lombardi Award semifinalist following his senior season at Florida State University as a senior... Posted the third-highest single-season sack total in school history and second-highest total in the NCAA (16.0-118) while opening all 13 games for the second consecutive season... Added 68 tackles (46 solo), two passes defended, three forced fumbles and two fumble recoveries... Registered multiple sacks on five occasions... Earned National Player of the Week honors after recording 4.5 sacks against Ole Miss (9/5)... Opened all 13 games, totaling 58 tackles (26 solo), 10.5 sacks (58 yds.), six passes defended and four forced fumbles... Earned All-ACC honors as his sack total was the second-highest in school history in four seasons... started 11-of-14 games as a sophomore, recording 38 tackles (27 solo), one sack (6 yds.) and one forced fumble.

PERSONAL: Walker played defensive line at Sandalwood High School in Jacksonville, Fla., where he was named all-state by the Associated Press and All-Area by the *Florida Times Union*... Invited to "The Opening" on the Nike campus and played in the U.S. Army All-American Game... Rated as a consensus five-star prospect during recruitment... Majored in social science at Florida State... DeMarcus Walker was born on Sept. 30, 1994, in Jacksonville, Fla.


WALKER'S REGULAR SEASON RECORD

Year	Club	G	S	UT	A	TT	S-Yds.	I-Yds.	PD	FF	FR	TD-Int.	TD-FR	S	Pts.
2017	Denver	6	0	2	0	2	0-0	0-0	0	0	0	0	0	0	0
CAREER TOTALS		6	0	2	0	2	0-0	0-0	0	0	0	0	0	0	0

DEMARCUS WALKER'S 2017 GAME-BY-GAME

(Victories asterisked)

2017 DENVER (3-3)		TACKLES									
Date	Opponent	P/S	UT	A	TT	S-Yds.	I-Yds.	PD	FF	FR	
Sep 11	vs. LA Chargers*	P	0	0	0	0-0	0-0	0	0	0	
Sep 17	vs. Dallas*	P	0	0	0	0-0	0-0	0	0	0	
Sep 24	at Buffalo	P	0	0	0	0-0	0-0	0	0	0	
Oct 1	vs. Oakland*	P	0	0	0	0-0	0-0	0	0	0	
Oct 15	vs. New York Giants	P	1	0	1	0-0	0-0	0	0	0	
Oct 22	at LA Chargers	P	1	0	1	0-0	0-0	0	0	0	
Season Totals			6/0	2	0	2	0-0	0-0	0	0	0



MENELIK WATSON

75

TACKLE



6-5 • 315 • 5TH YR. • FLORIDA STATE

BORN: Dec. 22, 1988, in Manchester, England

HIGH SCHOOL: Burnage High School, Manchester, England

ACQUIRED: Unrestricted Free Agent (Oak.), 2017

NFL YEAR: 5th • **YEAR WITH BRONCOS:** 1st

NFL GAMES PLAYED/STARTED: 32/22 • **POSTSEASON GP/GS:** 1/1

WATSON AT A GLANCE:

- A fifth-year offensive tackle who started 22-of-32 regular-season games and one postseason contest for Oakland (2013-16) and Denver (2017) during his first five NFL seasons.
- Started 5-of-10 games played for Oakland in 2016, allowing just one sack according to STATS LLC.
- Appeared in a career-high 12 games (9 starts) for Oakland in 2014 and saw action in five games (3 starts) for the Raiders as a rookie in 2013.
- Played one season at Florida State University in 2011, earning honorable mention All-Atlantic Coast Conference recognition.
- Began his collegiate career playing basketball at Marist College (2009-10) before transferring to Saddleback Junior College in 2011 and competing in football for the first time in his career.
- Joined the Broncos as an unrestricted free agent (Oakland) on March 10, 2017.
- Selected by the Raiders in the second round (42nd overall) of the 2013 NFL Draft.

CAREER TRANSACTIONS: Signed by Oakland as a draft choice 7/25/13; Signed by Denver as an unrestricted free agent 3/10/17.



2017: Watson started at right tackle in his Broncos debut vs. LAC (9/11)... Started at right tackle vs. Dal. (9/17), at Buf. (9/24), vs. Oak. (10/1) and vs. NYG (10/15)... Was inactive at LAC (10/22).

2016: Watson started 5-of-10 games played for Oakland, allowing just one sack according to STATS LLC... Saw action at right tackle and as a sixth offensive lineman during the season before opening the team's AFC Wild Card Game at Hou. (1/7) at left tackle... Helped Oakland's offense ranks sixth in total offense (373.3 ypg) and seventh in scoring (26.0 ppg).

2015: Watson missed the entire 2015 season with a torn Achilles.

2014: Watson opened 9-of-12 games played for Oakland, appearing in the club's first 12 contests before missing the rest of the season with a foot injury... Started eight consecutive games at right tackle before suffering his season-ending injury.

2013: Selected by Oakland in the second round (42nd overall) of the 2013 NFL Draft, Watson saw action in five games (3 starts)... Made his NFL debut vs. Phi. (11/3), helping Oakland gain 560 yards of offense... Logged his first NFL start at right tackle at NYG (11/10).

COLLEGE: Watson played one collegiate season at Florida State University (2012) following stops at Saddleback Junior College (2011) in Mission Viejo, Calif., and Marist College (2009-10) in Poughkeepsie, N.Y.... Opened 12-of-13 games for the Seminoles at right tackle, earning honorable mention All-Atlantic Coast Conference recognition... Allowed only one sack and was part of an offensive line that contributed to the most productive offense in school history... Played football for the first time at Saddleback, where he named to the All-Southern California Football Association Second Team... Played basketball at Marist for two years, averaging 4.7 points and 3.3 rebounds per game as a redshirt freshman.

PERSONAL: Watson prepped at Burnage High School in Manchester, England, where he played basketball and soccer during his prep career... Attended the famed Canaria Basketball Academy in Gran Canaria, Las Palmas, Spain, while also playing for the Orellana traveling basketball team for two years following high school... Menelik (pronounce MEN-ah-lick) Watson was born on Dec. 22, 1988, in Manchester, England.

WATSON'S REGULAR SEASON RECORD

Year	Club	G	S
2013	Oakland	5	3
2014	Oakland	12	9
2015	Oakland	INJURED RESERVE	
2016	Oakland	10	5
2017	Denver	5	5
CAREER TOTALS		32	22

ADDITIONAL STATISTICS: Miscellaneous tackles — 2017 (2), TOTAL (2).

WATSON'S POSTSEASON SEASON RECORD

Year	Club	G	S
2016	Oakland	1	1
CAREER TOTALS		1	1



ELIJAH WILKINSON

68

TACKLE



6-6 • 329 • R • MASSACHUSETTS

BORN: Feb. 10, 1995, in Dowington, Pa.

HIGH SCHOOL: Dowington (Pa.) High School

ACQUIRED: College Free Agent, 2017

NFL YEAR: 1st • YEAR WITH BRONCOS: 1st

NFL GAMES PLAYED/STARTED: 0/0

WILKINSON AT A GLANCE:

- A rookie offensive tackle who spent time competing on Denver's practice squad.
- Appeared in 37 games, including 33 starts for the University of Massachusetts at right tackle.
- Entered the NFL with Denver as college free agent on May 12, 2017.

CAREER TRANSACTIONS: Signed by Denver as a college free agent 5/12/17; Waived by Denver 9/2/17; Signed by Denver (practice squad) 9/3/17; Signed by Denver (active roster) 10/21/17.




2017: Wilkinson competed on Denver's practice squad for the first six weeks of the season before being signed to the active roster on Oct. 21... Was active but did not play at LAC (10/22).

COLLEGE: Wilkinson appeared in 37 games, including 33 starts for the University of Massachusetts at right tackle... Started all nine games played at right tackle in 2016, helping the offense average 356.2 yards per game... Opened all 10 games as a junior, blocking for a passing offense that ranked fourth in the Mid-American Conference in passing offense (257.5 ypg)... Started 12 games as a sophomore, paving the way for an offense that averaged 27.3 points per game and 421.1 yards per game... Played six games (2 starts) as a freshman, seeing action on both the defensive and offensive lines

PERSONAL: Wilkinson attended Dowington (Pa.) West High School, where he was named to the *Philadelphia Inquirer* All-Southeastern Pennsylvania Second Team... Elijah Wilkinson was born on Feb. 10, 1995, in Dowington, Pa.

WILKINSON'S REGULAR SEASON RECORD

Year	Club	G	S
2017	Denver	0	0
CAREER TOTALS		0	0



DEREK WOLFE

95

DEFENSIVE END

6-5 • 285 • 6TH YR. • CINCINNATI

BORN: Feb. 24, 1990, in Lisbon, Ohio

HIGH SCHOOL: Beaver Local High School, Lisbon, Ohio

ACQUIRED: Draft #2a (36th overall), 2012

NFL YEAR: 6th • YEAR WITH BRONCOS: 6th

NFL GAMES PLAYED/STARTED: 75/75 • POSTSEASON GP/GS: 5/5



WOLFE AT A GLANCE:

- A sixth-year defensive lineman who started all 75 regular-season games and five postseason contests played during his first six NFL seasons with Denver, totaling 206 tackles (145 solo), 23.5 sacks (154.5 yds.), eight passes defended and one fumble recovery.
- Totaled a career-best 51 tackles (38 solo), 5.5 sacks (32.0 yds.) and four passes defended for the Broncos in 2016.
- Notched 49 tackles (35 solo) and 5.5 sacks (38.5 yds.) in 2015, finishing with at least half a sack in nine of his last 10 games (including the postseason).
- Named AFC Defensive Player of the Week after posting seven tackles (4 solo) vs. G.B. (11/1/15).
- Recorded 35 tackles (24 solo), 1.5 sacks (1 yd.), three passes defended and one fumble recovery in addition to one blocked field goal for the Broncos in 2014.
- Opened all 16 contests in 2012 to join Barney Chavous (1973) as the only Broncos defensive linemen in team history to start every game as a rookie.
- Finished fourth on the team with six sacks (41 yds.) during his rookie campaign while participating in the seventh-most defensive snaps (903) on the club.
- Started his final 38 games at the University of Cincinnati, finishing fourth on the Bearcats' all-time list with 19.5 career sacks.
- Named Big East Conference co-Defensive Player of the Year and earned second-team All-America honors as a senior in 2011 after recording 9.5 sacks on the season and ranking first among Football Subdivision defensive tackles with 21.5 tackles for a loss.
- Selected by the Broncos in the second round (36th overall) of the 2012 NFL Draft.

CAREER TRANSACTIONS: Signed by Denver as a draft choice 5/21/12.



2017: Wolfe made pair of stops vs. LAC (9/11)... Recorded two tackles (1 solo), including a five-yard tackle for loss, vs. Dal. (9/17)... Posted three tackles (2 solo) at Buf. (9/24)... Tallied three tackles (2 solo) and one sack (8 yds.) vs. Oak. (10/1)... Registered two solo tackles vs. NYG (10/15)... Notched three tackles (2 solo) at LAC (10/22).

2016: Wolfe started all 14 games played and finished with a career-best 51 tackles (38 solo), 5.5 sacks (32.0 yds.) and four passes defended... Notched a career-best 2.5 sacks (16 yds.), six tackles (5 solo) and five quarterback hits at T.B. (10/2)... Returned from injury to post eight tackles (5 solo) and one sack (7 yds.) vs. K.C. (11/27)... Tied for the team lead with six solo tackles at Jac. (12/4)... Made solo two tackles before leaving the game with a neck injury at K.C. (12/25).

2015: Wolfe tallied a career-best 49 tackles (35 solo) and 5.5 sacks (38.5 yds.) while starting all 12 games played in the regular season... Posted 15 tackles (10 solo) and 2.5 sacks (15 yds.) in Denver's three postseason contests... Finished the regular season and postseason with at least half a sack in seven straight contests and in nine of his last 10 games overall... Named AFC Defensive Player of the Week after leading the team with seven tackles (3 solo) vs. G.B. (11/1)... Led the team with a career-best eight tackles (6 solo) and sacked Patriots QB Tom Brady for 4 yards vs. N.E. (11/29)... Took down Steelers QB Ben Roethlisberger (8 yds.) and added four tackles (1 solo) in Denver's AFC Divisional Playoff Game vs. Pit. (1/17)... Posted six solo tackles, one sack (2 yds.) and one pass defended in Denver's AFC Championship Game vs. N.E. (1/24)... Tallied five tackles (3 solo) and 0.5 sacks (5 yds.) in Denver's Super Bowl 50 victory vs. Car. (2/7).

2014: Wolfe started all 16 regular-season games for the second time in his career, totaling 35 tackles (24 solo), 1.5 sacks (1 yd.) and one pass defended... Contributed to a defensive line that allowed just 79.8 rushing yards per game—the lowest single-season figure in team history and second-best mark in the NFL in 2014... Recorded season highs with five tackles each at NYJ (10/12) and N.E. (11/2)... Blocked his first career field goal at S.D. (12/14).

2013: Wolfe started the first 11 games for Denver, registering 16 tackles (11 solo) and four sacks (34 yds.) before missing six games and being placed on injured reserve (illness) on Jan. 14... Made a pair of tackles

behind the line of scrimmage vs. Bal. (9/5)... Recovered his first career fumble and sacked quarterback Robert Griffin III vs. Was. (10/27).

2012: Wolfe opened all 16 regular-season games as well as Denver's postseason contest to join Barney Chavous (1973) as the only defensive linemen in Broncos history to start every game as a rookie... Finished third on the team with six sacks (41 yds.) and added 40 tackles (26 solo) while playing 903 defensive snaps... Became just the sixth Broncos rookie to register a sack in the team's season opener as he dropped quarterback Ben Roethlisberger for a 9-yard loss vs. Pit. (9/9)... Sacked quarterback Brady Quinn for a 5-yard loss in the second quarter vs. K.C. (12/30) to mark his third consecutive game with a quarterback takedown... Made three tackles in Denver's AFC Divisional Playoff Game vs. Bal. (1/12).

COLLEGE: Wolfe played 45 career games at the University of Cincinnati, starting his final 38 contests and totaling 161 tackles (89 solo), 19.5 sacks (126 yds.), two passes defended, three forced fumbles and three fumble recoveries... Finished fourth on the school's all-time sack list... Named Big East Conference co-Defensive Player of the Year and a second-team All-America selection after totaling 70 tackles (37 solo), 9.5 sacks (66 yds.), two forced fumbles and one fumble recovery as a senior... Ranked fifth in the nation with 21.5 tackles for a loss—a total that represented the fourth-most in school history and the most by a Football Bowl Subdivision defensive tackle in 2011... Recorded 48 tackles (29 solo), four sacks (21 yds.) and one pass defended as a junior to earn second-team all-conference honors from *The NFL Draft Report*... Contributed as a 13-game starter as a sophomore, totaling 41 tackles (21 solo), five sacks (32 yds.), one forced fumble and one fumble recovery... Played seven games at defensive tackle as a true freshman after being recruited to the Bearcats as an offensive tackle... Recognized as the All-American Strength and Conditioning Athlete of the Year by the National Strength and Conditioning Association (NSCA) in April 2011.

PERSONAL: Wolfe lettered three times as a defensive end, outside linebacker, tight end and offensive tackle at Beaver Local High School in Lisbon, Ohio, where he finished his prep career with 205 tackles... Collected 78 tackles and seven sacks as a senior in 2007 to earn Division III All-Ohio, All-Ohio Valley Athletic Conference, All-Eastern District and All-Ohio Valley Class AAAA first-team honors... Competed on the school's powerlifting team and qualified for the state finals as a junior and senior... Majored in criminal justice at Cincinnati and was named to the Big East Academic Honor Roll as a senior... Named the recipient of the 2015 Lou Holtz/Ohio Valley Hall of Fame Banquet's Lifetime Achievement Award... Derek J. Wolfe was born on Feb. 24, 1990, in Lisbon, Ohio.

WOLFE'S REGULAR SEASON RECORD

Year	Club	G	S	UT	A	TT	S-Yds.	I-Yds.	PD	FF	FR	TD-Int.	TD-FR	S	Pts.
2012	Denver	16	16	26	14	40	6-41	0-0	2	0	0	0	0	0	0
2013	Denver	11	11	11	5	16	4-34	0-0	0	0	1	0	0	0	0
2014	Denver	16	16	24	11	35	1.5-1	0-0	1	0	0	0	0	0	0
2015	Denver	12	12	35	14	49	5.5-38.5	0-0	1	0	0	0	0	0	0
2016	Denver	14	14	38	13	51	5.5-32	0-0	4	0	0	0	0	0	0
2017	Denver	6	6	10	5	15	1-8	0-0	0	0	0	0	0	0	0
CAREER TOTALS		75	75	144	62	206	23.5-154.5	0-0	8	0	1	0	0	0	0

ADDITIONAL STATISTICS: Blocked a field goal at San Diego, 12/14/14.

WOLFE'S POSTSEASON RECORD

Year	Club	G	S	UT	A	TT	S-Yds.	I-Yds.	PD	FF	FR	TD-Int.	TD-FR	S	Pts.
2012	Denver	1	1	2	1	3	0-0	0-0	0	0	0	0	0	0	0
2014	Denver	1	1	2	1	3	0-0	0-0	0	0	0	0	0	0	0
2015	Denver	3	3	10	5	15	2.5-15	0-0	1	0	0	0	0	0	0
CAREER TOTALS		5	5	14	7	21	2.5-15	0-0	1	0	0	0	0	0	0

WOLFE'S SINGLE-GAME HIGHS


(Postseason in parentheses)

Tackles — 9 vs. New England, 11/29/15 (6 vs. New England, 1/24/16). **Sacks** — 2.5 at Tampa Bay, 10/2/16 (1, twice, last vs. New England, 1/24/16). **Sack yards** — 16 at Tampa Bay, 10/2/16 (8 vs. Pittsburgh, 1/17/16). **Pass defended** — 1, eight times, last vs. New England, 12/18/16 (1 vs. New England, 1/24/16). **Fumble recoveries** — 1 vs. Washington, 10/27/13 (none). **Fumble return yards** — 1 vs. Washington, 10/27/13 (none).

DEREK WOLFE'S 2017 GAME-BY-GAME

(Victories asterisked)

2017 DENVER (3-3)		TACKLES									
Date	Opponent	P/S	UT	A	TT	S-Yds.	I-Yds.	PD	FF	FR	
Sep 11	vs. LA Chargers*	S	1	1	2	0-0	0-0	0	0	0	
Sep 17	vs. Dallas*	S	1	1	2	0-0	0-0	0	0	0	
Sep 24	at Buffalo	S	2	1	3	0-0	0-0	0	0	0	
Oct 1	vs. Oakland*	S	2	1	3	1-8	0-0	0	0	0	
Oct 15	vs. New York Giants	S	2	0	2	0-0	0-0	0	0	0	
Oct 22	at LA Chargers	S	2	1	3	0-0	0-0	0	0	0	
Season Totals		6/6	10	5	15	1-8	0-0	0	0	0	



JAKE BUTT

80

TIGHT END

6-6 • 250 • R • MICHIGAN

BORN: July 11, 1995, in Pickerington, Ohio

HIGH SCHOOL: Pickerington (Ohio) North High School

ACQUIRED: Draft #5a (145th overall), 2017

NFL YEAR: 1st • **YEAR WITH BRONCOS:** 1st

NFL GAMES PLAYED/STARTED: 0/0



BUTT AT A GLANCE:

- A tight end who started 39-of-47 games played for the University of Michigan, finishing his career as the top player in his position in school history.
- Set the school record for receptions (138) and yards (1,646) as a tight end in addition to scoring 11 touchdowns.
- Won the John Mackey Award (nation's top tight end) following his senior season in 2016 after totaling 46 catches for 546 yards (11.9 avg.) with four touchdowns.
- Chosen as the NCAA's Senior CLASS (Celebrating Loyalty and Achievement for Staying in School) award winner in 2016 for his off-the-field impact.
- Named a consensus All-American as a senior in addition to being placed on the Big-10 Conference's first-team.
- Caught 51 passes for 654 yards (12.8 avg.) with three touchdowns as a junior, earning Associated Press Second-Team All-American and First-Team All-Big 10 honors.
- Combined for 41 catches for 446 yards (10.9 avg.) with four touchdowns between his freshman and sophomore seasons.
- Selected by the Broncos in the fifth round (145th overall) of the 2017 NFL Draft.




2017: Butt began his rookie season on the NFI list.

COLLEGE: Butt won the John Mackey Award (nation's top tight end) following his senior season at the University of Michigan after totaling 46 catches for 546 yards (11.9 avg.) with four touchdowns... Finished his career as the program's record holder for a tight end in receptions (138) and yards (1,646)... Earned consensus All-America honors in addition to being named to the Big-10 Conference's first team... Made seven catches for 86 yards (12.3 avg.) with two scores against Central Florida (9/10), giving him 100 receptions for his career as well as his first career multi-TD game... Grabbed three passes for 28 yards vs. Florida State in the Orange Bowl (12/30) before tearing his ACL in his final collegiate game... Opened 11-of-13 games played, finishing with 51 receptions for 654 yards (12.8 avg.) with three touchdowns... Selected as a semifinalist for the Mackey Award... Earned Associated Press All-American Second-Team and First-Team All-Big 10 honors.

PERSONAL: Butt caught 96 passes for 1,361 yards (14.2 avg.) with 20 touchdowns and posted 142 tackles and 20.5 sacks during his high school career at Pickerington (Ohio) North High School... Hauled in 68 receptions for 907 yards (13.3 avg.) with 12 touchdowns as a senior... Received AP Division I All-Ohio first-team recognition as a senior... Attended but did not participate in the Army All-America Game due to injury... Chosen as the NCAA's Senior CLASS (Celebrating Loyalty and Achievement for Staying in School) award winner in 2016 for his off-the-field impact... Jake Butt was born on July 11, 1995, in Pickerington, Ohio.

BUTT'S COLLEGIATE RECORD — MICHIGAN

Year	School	G	S	RECEIVING					SCORING					
				No.	Yds.	Avg.	LG	TD	TD	TDr	TDp	TDrt	2pt.	Pts.
2013	Michigan	13	8	20	245	11.8	37	2	2	0	2	0	0	12
2014	Michigan	10	5	21	211	10.0	29	2	2	0	2	0	1	14
2015	Michigan	13	11	51	654	12.8	56	3	3	0	3	0	0	18
2016	Michigan	13	13	46	546	11.9	37	4	4	0	4	0	0	24
CAREER TOTALS		49	37	138	1,646	11.9	56	11	11	0	11	0	1	68



CHAD KELLY

6

QUARTERBACK

6-2 • 224 • R • MISSISSIPPI

BORN: March 26, 1994, in Buffalo, N.Y.

HIGH SCHOOL: St. Joseph's Collegiate Institute, Buffalo, N.Y.

ACQUIRED: Draft #7 (253rd overall), 2017

NFL YEAR: 1st • **YEAR WITH BRONCOS:** 1st

NFL GAMES PLAYED/STARTED: 0/0



KELLY AT A GLANCE:

- A quarterback who started 34-of-39 games played at the University of Mississippi (2015-16), East Mississippi Junior College (2014) and Clemson University (2012-13).
- Completed 816-of-1,256 passes (62.5%) for 10,763 yards with 97 touchdowns and 29 interceptions (157.8 rtg.) while rushing 263 times for 1,395 yards (4.1 avg.) with 20 touchdowns.
- Opened all 22 games played at Ole Miss, completing 503-of-786 passes (64.0%) for 6,800 yards with 50 touchdowns and 21 interceptions (152.3 rtg.) while adding 188 carries for 832 yards (4.4) with 15 touchdowns.
- Finished his career at Ole Miss ranked third in career passing yards (6,800) and passing touchdowns (50).
- Earned All-Southeastern Conference Honors as a redshirt junior and senior, setting the school record with 22 consecutive games with a passing touchdown during that span.
- Named one of 10 Manning Award finalists (nation's top quarterback) as a redshirt junior after passing for 4,042 yards with 31 touchdowns and 13 interceptions (155.9 rtg.)
- Selected by the Broncos with the final pick in the seventh round (253rd overall) of the 2017 NFL Draft, becoming the first 'Mr. Irrelevant' in team history.



2017: Kelly began his rookie season on the NFI list.

COLLEGE: Kelly started 34-of-39 games played at the University of Mississippi (2015-16), East Mississippi Junior College (2014) and Clemson University (2012-13)... Opened all nine games played at Ole Miss in 2016, completing 205-of-328 passes (62.5%) for 2,758 yards with 19 touchdowns and eight interceptions (147.4 rtg.)... Earned second-team All-Southeastern Conference honors... Finished his collegiate career ranked third in school history with 6,800 passing yards and 50 passing touchdowns... Started all 13 games played in his first season at Ole Miss, completing 298-of-458 passes (65.1%) for 4,042 yards with 31 touchdowns and 13 interceptions (155.9 rtg.)... Named one of 10 Manning Award finalists in addition to a second-team All-SEC selection... Led the SEC in passing (310.9 ypg), total offense (349.4 ypg) and passing touchdowns (31)... Set Ole Miss single-season records for total offense (4,542 yds.), completions (303), completion percentage (65.1), passing yards (4,042), passing touchdowns (31) and 300-yard passing games (8)... Became the first quarterback in school history to lead the school to wins over Alabama, Auburn and LSU in the same season.

PERSONAL: Kelly passed for 3,050 yards and 27 touchdowns while rushing for 991 yards and 14 scores as a senior at St. Joseph's Collegiate Institute in Buffalo, N.Y.... Passed for 2,159 yards and 24 touchdowns while rushing for 1,059 yards and 15 touchdowns as a junior... Led his team to the state championship game as a junior and senior, winning the state title as a junior... Also played basketball and lacrosse... His uncle, Jim, is a Pro Football Hall of Fame quarterback who played 11 NFL seasons with Buffalo (1986-96)... Chad Kelly was born on March 26, 1994, in Buffalo, N.Y.

KELLY'S COLLEGIATE RECORD — MISS./E. MISS. JC/CLEMSON

Year	School	PASSING							RUSHING						
		P/S	Att.	Comp.	Yds.	Pct.	TD	INT	LG	Rtg.	Att.	Yds.	Avg.	LG	TD
2012	Clemson														
2013	Clemson														
2014	E. Miss. JC	12/12	453	303	3,906	66.9	47	8	81	170.0	59	446	6.5	25	4
2015	Mississippi	13/13	458	298	4,042	65.1	31	13	73	155.9	107	500	4.8	43	10
2016	Mississippi	9/9	328	205	2,758	62.5	19	8	63	147.4	81	332	4.1	41	5
CAREER TOTALS		39/34	1,256	816	10,763	65.1	97	29	81	157.8	263	1,395	5.3	43	20

**JARED CRICK****93****DEFENSIVE END****6-4 • 285 • 6YH YR. • NEBRASKA****BORN:** Aug. 21, 1989, in Cozad, Neb.**HIGH SCHOOL:** Cozad (Neb.) High School**ACQUIRED:** Unrestricted Free Agent, 2016**NFL YEAR:** 6th • **YEAR WITH BRONCOS:** 2nd**NFL GAMES PLAYED/STARTED:** 79/47 • **POSTSEASON GP/GS:** 3/1**CRICK AT A GLANCE:**

- A sixth-year defensive lineman who appeared in 79 regular-season games (47 starts) and three postseason contests (1 starts) with Houston (2012-15) and Denver (2016-17).
- Totaled 199 tackles (113 solo), 8.5 sacks (51.5 yds.), 19 passes defended, three forced fumbles and two fumble recoveries during his first five NFL seasons.
- Started 15-of-16 games played with Denver in 2016, finishing with 53 tackles (32 solo), three sacks (17.5 yds.), two forced fumble and six passes defended.
- Opened all 16 regular-season contests and one postseason game for Houston in 2015, recording 48 tackles (28 solo), two sacks (14 yds.), two forced fumbles and two fumble recoveries.
- Set career highs in 2014 for tackles (56), sacks (3.5) and passes defended (6) while playing under Broncos Defensive Line Coach Bill Kollar.
- Played 42 games (33 starts) at the University of Nebraska, totaling 167 tackles (75 solo), 20 sacks (145 yds.), eight passes defended and two blocked kicks.
- Named to the All-Big 12 Conference first team and Associated Press All-America second team as a junior for Nebraska after posting 73 tackles and 9.5 sacks (57 yds.)
- Joined the Broncos as an unrestricted free agent on April 6, 2016.
- Selected by the Texans in the fourth round (126th overall) of the 2012 NFL Draft.

CAREER TRANSACTIONS: Signed by Houston as a draft choice 5/14/12; Signed by Denver as an unrestricted free agent 4/6/16.



2017: Crick was inactive vs. LAC (9/11)... Was placed on injured reserve on Sept. 15.

2016: Crick saw action in all 16 games (15 starts) in his first year with Denver, ending the season with 53 tackles (32 solo), three sacks (17.5 yds.), six passes defended and two forced fumbles... Made one solo tackle vs. Car. (9/8) in his Broncos debut... Tallied three tackles (2 solo), 0.5 sacks (4.5 yds.) and four quarterback hits at T.B. (10/2)... Notched five tackles (3 solo) vs. Atl. (10/9)... Tallied five tackles (3 solo) and 0.5 sacks (6 yds.) at S.D. (10/13)... Totaled two tackles (1 solo), one sack (3 yds.) and two passes defended vs. S.D. (10/30)... Posted four tackles (2 solo) and forced a fumble at N.O. (11/13)... Notched six tackles (3 solo) vs. K.C. (11/27)... Strip-sacked Tom Brady (4 yds.) and finished with seven tackles (6 solo) vs. N.E. (12/18).

2015: Crick opened all 16 games for the first time in his career, recording 48 tackles (28 solo), two sacks (14 yds.), two passes defended, one forced fumble and two fumble recoveries... Tallied multiple defensive stops in 12 games... Started and recorded five tackles (2 solo) in Houston's AFC Wild Card Playoff Game vs. K.C. (1/9).

2014: Crick saw action in all 16 games (15 starts) and posted career highs in tackles (56), sacks (3.5) and passes defended (6)... Tallied five or more tackles in six contests, including a career-best nine stops (2 solo) vs. Cin. (11/23)... Posted his first career sack vs. Buf. (9/28)... Finished the season with sacks in consecutive contests vs. Bal. (12/21) and vs. Jac. (12/28).

2013: Crick appeared in all 16 contests (1 start), registering 20 tackles (11 solo) and three passes defended... Made his first career start in Houston's season opener at S.D. (9/9).

2012: Selected by the Houston Texans in the fourth round (126th overall) of the 2012 NFL Draft, Crick saw action in 15 regular-season games and two playoff contests during his rookie campaign... Posted 22 tackles (13 solo) and two passes defended... Made his NFL debut vs. Mia. (9/9)... Appeared in both of Houston's postseason games, recording one tackle in Houston's AFC Divisional Playoff Game at N.E. (1/13).

COLLEGE: Crick appeared in 42 games for the University of Nebraska, opening 33 consecutive contests before suffering a season-ending pectoral injury his senior season... Totaled 167 tackles (75 solo), 20 sacks (145 yds.), eight passes defended, one forced fumble, two fumble recoveries and two blocked kicks... Finished his collegiate career ranked eighth on Nebraska's all-time sacks list (20)... Named to the All-Big 12 Conference first team and Associated Press All-America second team as a junior after posting 73 tackles and 9.5 sacks (57 yds.)... Received All-Big 12 Conference first-team honors following his sophomore year... Earned the Brook Berringer Memorial Scholarship for his community work and was Nebraska's first-ever winner of a Big Ten



Sportsmanship Award.

PERSONAL: Crick was a three-sport star at Cozad (Neb.) High School, competing in football, basketball and track and field... Earned All-Nebraska honors as a junior and senior from the *Omaha World-Herald* and the *Lincoln Journal Star*... Played defensive end and tight end as a senior, making 68 tackles and catching 15 passes for 284 yards and four touchdowns... Jared Crick was born on Aug. 21, 1989.

CRICK'S REGULAR SEASON RECORD

Year	Club	G	S	UT	A	TT	S-Yds.	I-Yds.	PD	FF	FR	TD-Int.	TD-FR	S	Pts.
2012	Houston	15	0	13	9	22	0-0	0-0	2	0	0	0	0	0	0
2013	Houston	16	1	11	9	20	0-0	0-0	3	0	0	0	0	0	0
2014	Houston	16	15	29	27	56	3.5-20	0-0	6	0	0	0	0	0	0
2015	Houston	16	16	28	20	48	2.0-14	0-0	2	1	2	0	0	0	0
2016	Denver	16	15	32	21	53	3-17.5	0-0	6	2	0	0	0	0	0
2017	Denevr	0	0	0	0	0	0-0	0-0	0	0	0	0	0	0	0
CAREER TOTALS		79	47	113	86	199	8.5-51.5	0-0	19	3	2	0	0	0	0

CRICK'S POSTSEASON RECORD

Year	Club	G	S	UT	A	TT	S-Yds.	I-Yds.	PD	FF	FR	TD-Int.	TD-FR	S	Pts.
2012	Houston	2	0	0	1	1	0-0	0-0	0	0	0	0	0	0	0
2015	Houston	1	1	2	3	5	0-0	0-0	0	0	0	0	0	0	0
CAREER TOTALS		3	1	2	4	6	0-0	0-0	0	0	0	0	0	0	0

CRICK'S SINGLE-GAME HIGHS

(Postseason in parentheses)

Tackles — 9 vs. Cincinnati, 11/23/14 (5 vs. Kansas City, 1/9/16). **Sacks** — 1.5 vs. Buffalo, 9/28/14 (none). **Sack yards** — 10 vs. Baltimore, 12/21/14 (none). **Forced Fumbles** — 1, twice, last at New Orleans, 11/13/16 (none).

JARED CRICK'S 2017 GAME-BY-GAME

(Victories asterisked)

2017 DENVER (1-0)		TACKLES									
Date	Opponent	P/S	UT	A	TT	S-Yds.	I-Yds.	PD	FF	FR	
Sep 11	vs. LA Chargers*										INACTIVE
Season Totals											



CARLOS HENDERSON

11

WIDE RECEIVER



5-11 • 199 • R • LOUISIANA TECH

BORN: Dec. 19, 1994, in New Orleans

HIGH SCHOOL: McDonogh 35 High School, New Orleans

ACQUIRED: Draft #3a (82nd overall), 2017

NFL YEAR: 1st • **YEAR WITH BRONCOS:** 1st

NFL GAMES PLAYED/STARTED: 0/0

HENDERSON AT A GLANCE:

- A wide receiver who started 28-of-36 games played in three seasons at Louisiana Tech, totaling 147 receptions for 2,878 yards (19.6 avg.) with 28 touchdowns and returning 79 kickoffs for 2,094 yards (26.5 avg.) with three touchdowns.
- Enjoyed his best collegiate season as a redshirt junior, averaging more than 100 yards per game receiving (118.0 ypg) and scoring 23 total touchdowns (19 receiving, 2 rushing, 2 return)—the fourth-most in FBS.
- Finished the 2016 season with 82 receptions for 1,535 yards (18.6 avg.) with 19 touchdowns while adding 133 yards rushing and two touchdowns on 14 carries (9.5 avg.).
- Named Conference USA's Offensive Player of the Year and Special Teams Player of the Year in 2016, marking the first time in league history a player captured both awards in one season.
- Earned All-Conference USA honors as a kick returner in all three years at La. Tech while also being recognized as a receiver in 2015 and '16.
- Received first-team all-state and first-team All-Parish honors as a senior at McDonogh 35 High School in New Orleans.
- Selected by the Broncos in the third round (82nd overall) of the 2017 NFL Draft.



2017: Henderson was placed on injured reserve on Sept. 2.

COLLEGE: Henderson was named Conference USA's Offensive and Special Teams Player of the Year in 2016, marking the first time in league history a player captured both awards in the same season... Recorded 2,473 all-purpose yards (190.2 ypg) in 13 games played (12 starts)... Ranked fourth in FBS with 23 total touchdowns (19 receiving, 2 rushing, 2 return)... Registered 82 receptions for 1,535 yards (18.6 avg.) with 19 touchdowns in addition to rushing 14 times for 133 yards (9.5 avg.) with two scores... Contributed 25 kickoff returns for 805 yards (32.2 avg.) with two touchdowns... Caught eight passes for 232 yards (29.0 avg.) with three touchdowns and 12 passes for 326 yards (27.2 avg.) with five touchdowns against WKU and UMass, respectively... Opened 10-of-11 games played, earning honorable-mention All-Conference USA honors as a wide receiver and kick returner in 2015... Tallied 36 catches for 774 yards (21.5 avg.) with five touchdowns while adding five rushes for 54 yards (10.8 avg.)... Appeared in 12 games (6 starts) as a redshirt freshman... Named Honorable-Mention All-Conference USA as a kick returner after returning 33 kickoffs for 826 yards (25.0 avg.) with one touchdown.

HIGH SCHOOL: Henderson received first-team all-state and first team all-Parish honors along with all-New Orleans area and all-district honors as a high school senior at McDonogh 35 High School... Selected to play in the 2013 Lake Pontchartrain All-Star Classic... Carlos Henderson was born on Dec. 19, 1994, in New Orleans.

HENDERSON'S COLLEGIATE RECORD — LOUISIANA TECH

Year	School	G	S	RECEIVING				RUSHING				SCORING							
				No.	Yds.	Avg.	LG	TD	No.	Yds.	Avg.	LG	TD	TD	TDr	TDp	TDrt	2pt	Pts.
2013	La. Tech																		
2014	La. Tech	12	6	29	569	19.6	72	4	13	80	5.4	27	1	6	1	4	1	0	36
2015	La. Tech	11	10	36	774	21.5	55	5	5	54	10.8	19	0	5	0	5	0	0	30
2016	La. Tech	13	12	82	1,535	18.6	83	19	14	133	9.5	35	2	23	2	19	2	0	138
CAREER TOTALS		36	28	147	2,878	19.6	83	28	32	267	8.3	35	3	34	3	28	3	0	204

ADDITIONAL STATISTICS: Kickoff Returns — 2014 (33 for 826 yards, 25.0 avg., 96t LG, 1 TD), 2015 (21 for 463 yards, 22.0 avg., 57 LG, 0 TD), 2016 (25 for 805 yards, 32.2 avg., 92t LG, 2 TDs), TOTAL (79 for 2,094 yards, 26.5 avg., 96t LG, 3 TDs).



COREY NELSON

52

INSIDE LINEBACKER

6-1 • 226 • 4TH YR. • OKLAHOMA

BORN: April 22, 1992, in Dallas

HIGH SCHOOL: Skyline High School, Dallas

ACQUIRED: Draft #7 (242nd overall), 2014

NFL YEAR: 4th • YEAR WITH BRONCOS: 4th

NFL GAMES PLAYED/STARTED: 53/5 • POSTSEASON GP/GS: 4/0



NELSON AT A GLANCE:

- A fourth-year linebacker who saw action in all 53 regular-season games (5 starts) and four postseason contests in his first three seasons with Denver, totaling 88 defensive tackles (56 solo), six passes defended and 18 special-teams stop
- Saw his most significant defensive action in 2016, playing all 16 games (5 starts) and totaling 61 tackles (40 solo), five passes defended, one fumble recovery and seven special-teams stops.
- Named the Broncos' inaugural Community Rookie of the Year in 2014 for his off-field contributions during his first NFL season.
- Played 45 games (27 starts) for the University of Oklahoma and finished his collegiate career with 154 tackles (76 solo), 7.5 sacks (43 yds.), one interception (24 yds.), 11 passes defended and one fumble recovery.
- Started 27 of his final 31 contests for the Sooners, including all five games played as a senior in 2013 before suffering a season-ending pectoral injury.
- Selected by the Broncos in the seventh round (242nd overall) of the 2014 NFL Draft.

CAREER TRANSACTIONS: Signed by Denver as a draft choice 6/2/14.



2017: Nelson posted one solo stop vs. LAC (9/11) and vs. Dal. (9/17)... Saw action on defense and special teams at Buf. (9/24) and vs. Oak. (10/1)... Assisted on two tackles vs. NYG (10/15).

2016: Nelson played all 16 games (5 starts) and totaled 61 tackles (40 solo), five passes defended, one fumble recovery and seven special-teams stops... Made his first career start and finished with five tackles and one pass defended vs. S.D. (10/30)... Tied for the team lead with a career-high 13 tackles (7 solo) and added one pass defended vs. N.E. (12/18)... Notched six tackles (4 solo) and one fumble recovery vs. Oak. (1/1).

2015: Nelson played all 16 regular-season games and totaled 10 tackles (9 solo), one sack (1 yds.) and seven special-teams stops... Saw action on defense and special teams in all three of Denver's postseason games, contributing one tackle and three special-teams stops... Totaled two or more special-teams stops in three games... Posted one solo defensive stop and a team-high three special-teams tackles in Denver's Super Bowl 50 victory vs. Car. (2/7).

2014: Selected by the Broncos in the seventh round (242nd overall) of the 2014 NFL Draft, Nelson played all 16 regular-season games and totaled 13 tackles (7 solo), one pass defended and four special-teams stops... Made his Broncos debut in the season opener vs. Ind. (9/7) on special teams... Recorded his first career special-teams tackle at Sea. (9/21)... Tallied his first career defensive stop at NYJ (10/12) and finished with a team-high seven tackles (3 solo).

COLLEGE: Nelson started 27 of his final 31 contests for the University of Oklahoma and finished his collegiate career with 154 tackles (76 solo), 7.5 sacks (43 yds.), one interception (24 yds.), 11 passes defended and one fumble recovery... Suffered a season-ending pectoral injury five games into his senior campaign... Named an honorable mention All-Big 12 Conference selection as a sophomore after appearing in all 13 games (11 starts) and totaling a career-high 59 tackles (29 solo) in addition to 5.5 sacks (34 yds.), four passes defended and one fumble recovery.

PERSONAL: Nelson was named 5A Defensive Player of the Year by the Associated Press and a first-team All-American by MaxPreps.com after his senior year at Skyline High School in Dallas, where he collected 133 tackles and nine sacks while blocking five field goals... Selected as an all-state defensive end as a sophomore... Majored in communication at Oklahoma and was selected to the Academic All-Big 12 Teams in 2011 (first team) and 2012 (second team)... Named the Broncos' inaugural Community Rookie of the Year in 2014 for his contributions to the community during his first NFL season... Corey Nelson was born on April 22, 1992, in Dallas.

NELSON'S REGULAR SEASON RECORD

Year	Club	G	S	UT	A	TT	S-Yds.	I-Yds.	PD	FF	FR	TD-Int.	TD-FR	S	Pts.
2014	Denver	16	0	7	6	13	0-0	0-0	1	0	0	0	0	0	0
2015	Denver	16	0	9	1	10	1-1	0-0	0	0	0	0	0	0	0
2016	Denver	16	5	40	21	61	0-0	0-0	5	0	1	0	0	0	0
2017	Denver	5	0	2	2	4	0-0	0-0	0	0	0	0	0	0	0
CAREER TOTALS		53	5	58	30	88	1-1	0-0	6	0	1	0	0	0	0

ADDITIONAL STATISTICS: *Special-teams tackles* — 2014 (4), 2015 (7), 2016 (7), **TOTAL** (18).

NELSON'S POSTSEASON RECORD

Year	Club	G	S	UT	A	TT	S-Yds.	I-Yds.	PD	FF	FR	TD-Int.	TD-FR	S	Pts.
2014	Denver	1	0	0	0	0	0-0	0-0	0	0	0	0	0	0	0
2016	Denver	3	0	1	0	1	0-0	0-0	0	0	0	0	0	0	0
CAREER TOTALS		4	0	1	0	1	0-0	0-0	0	0	0	0	0	0	0

ADDITIONAL STATISTICS: *Special-teams tackles* — 2014 (1), 2015 (3), **TOTAL** (4).

NELSON'S SINGLE-GAME HIGHS

(Postseason in parentheses)

Tackles — 13 vs. New England, 12/18/16 (1 vs. Carolina, 2/7/16). **Sacks** — 1.0 vs. Minnesota, 10/4/15 (none). **Sack yards** — 1 vs. Minnesota, 10/4/15 (none). **Passes defended** — 2 at Jacksonville, 12/4/16 (none). **Special-teams tackles** — 3 vs. Houston, 10/24/16 (3 vs. Carolina, 2/7/16).

COREY NELSON'S 2017 GAME-BY-GAME

(Victories asterisked)

2017 DENVER (3-2)		TACKLES									
Date	Opponent	P/S	UT	A	TT	S-Yds.	I-Yds.	PD	FF	FR	
Sep 11	vs. LA Chargers*	P	1	0	1	0-0	0-0	0	0	0	
Sep 17	vs. Dallas*	P	1	0	1	0-0	0-0	0	0	0	
Sep 24	at Buffalo	P	0	0	0	0-0	0-0	0	0	0	
Oct 1	vs. Oakland*	P	0	0	0	0-0	0-0	0	0	0	
Oct 15	vs. New York Giants	P	0	2	0	0-0	0-0	0	0	0	
Season Totals			5/0	2	2	4	0-0	0-0	0	0	0



SHANE RAY

56

OUTSIDE LINEBACKER

6-3 • 245 • 3RD YR. • MISSOURI

BORN: May 18, 1993, in Shawnee Mission, Kan.

HIGH SCHOOL: Bishop Miege High School, Roeland Park, Kan.

ACQUIRED: Draft #1 (23rd overall), 2015

NFL YEAR: 3rd • **YEAR WITH BRONCOS:** 3rd

NFL GAMES PLAYED/STARTED: 30/8 • **POSTSEASON GP/GS:** 3/0



RAY AT A GLANCE:

- A third-year outside linebacker who appeared in 30 regular-season games (8 starts) and three postseason contests during his first two NFL seasons with Denver.
- Totaled 68 tackles (48 solo), 12 sacks (71.5 yds.) and two fumble recoveries during his first two campaigns with the Broncos.
- Finished second on the team with eight sacks (43.5 yds.) in addition to posting 48 tackles (33 solo), one forced fumble and two fumble recoveries in 2016.
- Recorded 20 tackles (15 solo), four sacks (28 yds.) and one pass defended during his initial season with the team in 2015.
- Started 14-of-40 games played at the University of Missouri in three seasons, totaling 120 tackles (82 solo) and 19 sacks (131 yds.).
- Received unanimous Southeastern Conference Defensive Player of the Year honors following his junior season in 2014 after leading the league in sacks (14.5) and tackles for loss (22.5) in addition to recording 65 tackles (47 solo) and three forced fumbles.
- Ranked third nationally in both sacks (14.5) and tackles for a loss (22.5) as a 2014 consensus first-team All-American.
- Selected by the Broncos in the first round (23rd overall) of the 2015 NFL Draft.

CAREER TRANSACTIONS: Signed by Denver as a draft choice 6/1/15.



2017: Ray did not play in the preseason and was placed on injured reserve on Sept. 4.

2016: Ray ranked second on the team with eight sacks (43.5 yds.) in addition to posting 48 tackles (33 solo), one forced fumble and two fumble recoveries... Recovered a fourth-quarter fumble and returned it 15 yards for his first career touchdown vs. Ind. (9/18)... Posted three sacks (12 yds.) in addition to making six tackles (3 solo) in his first NFL start at Cin. (9/25)... Became the first player since 2002 (John Henderson, Jac.) to have three sacks in his first career start... Recorded a career-best seven tackles (6 solo) vs. Atl. (10/9).

2015: Selected by the Broncos in the first round (23rd overall) of the 2015 NFL Draft, Ray posted 20 tackles (15 solo) and four sacks (28 yds.) in 14 regular-season games during his rookie campaign... Saw action in all three of Denver's postseason contests, making two solo tackles and forcing one fumble... Made his NFL debut vs. Bal. (9/13)... Recorded his first career sack (8 yds.) vs. Min. (10/4)... Played at Cle. (10/18) before leaving with a knee injury and was inactive the next two games... Made his postseason debut in Denver's AFC Divisional Playoff Game vs. Pit. (1/17)... Posted a pair of solo tackles and forced one fumble in Denver's Super Bowl 50 victory vs. Car. (2/7).

COLLEGE: Ray started 14-of-40 games played in three seasons at the University of Missouri, totaling 120 tackles (82 solo) and 19 sacks (131 yds.)... Started all 14 games as a senior and was named the 2014 Southeastern Conference Defensive Player of the Year after leading the conference in sacks (14.5-94) and tackles for loss (22.5-122) while adding 65 tackles (47 solo) and three forced fumbles... Earned consensus first-team All-American honors after ranking third in the nation in sacks (14.5) and tackles for loss (22.5)... Selected as finalist for the Hendricks Award (nation's top defensive end) and as a semifinalist for the Lombardi (top linemen) and Bednarik (top defensive player) awards after breaking Missouri's single-season sack record... Chosen as the SEC Defensive Player of the Week on four occasions... Appeared in all 14 games as a redshirt sophomore, registering 39 tackles (27 solo), 4.5 sacks (37 yds.) and one fumble recovery.

PERSONAL: Ray played defensive end at Bishop Miege High School in Roeland Park, Kan., earning first-team all-state honors as a senior and leading his team to a state title as a junior... Compiled 231 tackles, 48 tackles for loss, 25.5 sacks and seven forced fumbles in his junior and senior campaigns... Majored in agriculture at Missouri... His father, Wendell, played football at Missouri and was selected by Minnesota in the fifth round of the 1981 NFL Draft... Shane Ray was born on May 18, 1993, in Shawnee Mission, Kan.

RAY'S REGULAR SEASON RECORD

Year	Club	G	S	UT	A	TT	S-Yds.	I-Yds.	PD	FF	FR	TD-Int.	TD-FR	S	Pts.
2015	Denver	14	0	15	5	20	4-28	0-0	1	0	0	0	0	0	0
2016	Denver	16	8	33	15	48	8-43.5	0-0	0	1	2	0	1	0	6
CAREER TOTALS		30	8	48	20	68	12-71.5	0-0	1	1	2	0	1	0	6

RAY'S POSTSEASON RECORD

Year	Club	G	S	UT	A	TT	S-Yds.	I-Yds.	PD	FF	FR	TD-Int.	TD-FR	S	Pts.
2015	Denver	3	0	2	0	2	0-0	0-0	0	1	0	0	0	0	0
CAREER TOTALS		3	0	2	0	2	0-0	0-0	0	1	0	0	0	0	0

RAY'S SINGLE-GAME HIGHS

(Postseason in parentheses)

Tackles — 7 vs. Atlanta, 10/9/16 (2 vs. Carolina, 2/7/16). **Sacks** — 3 at Cincinnati, 9/25/16 (none). **Sack yards** — 12 at Cincinnati, 9/25/16 (none). **Forced fumbles** — none (1 vs. Carolina, 2/7/16). **Fumble recoveries** — 1, twice, last at Jacksonville, 12/4/16 (none). **Fumble return yards** — 15t vs. Indianapolis, 9/18/16 (none).

RAY'S SACKS BY QUARTERBACK

Figures in italics include postseason totals

Quarterback	Sacks	Quarterback	Sacks
Andy Dalton	3.0	Teddy Bridgewater	1.0
Derek Carr	1.0	Philip Rivers	1.0
Ben Roethlisberger	1.0	Matt Ryan	1.0
Tom Brady	1.0	Connor Cook	1.0

SHANE RAY'S 2017 GAME-BY-GAME

(Victories asterisked)

2017 DENVER (4-0)		TACKLES									
Date	Opponent	P/S	UT	A	TT	S-Yds.	I-Yds.	PD	FF	FR	
Aug 10	at Chicago*					DNP					
Aug 19	at San Francisco*					DNP					
Aug 26	vs. Green Bay*					DNP					
Aug. 31	vs. Arizona*					DNP					

Preseason Totals



BILLY TURNER

70

GUARD



6-5 • 310 • 4TH YR. • NORTH DAKOTA STATE

BORN: Oct. 17, 1991, in Shoreview, Minn.

HIGH SCHOOL: Mounds View High School, Arden Hills, Minn.

ACQUIRED: Waivers (Bal.), 2016

NFL YEAR: 4th • **YEAR WITH BRONCOS:** 2nd

NFL GAMES PLAYED/STARTED: 24/14

TURNER AT A GLANCE:

- A fourth-year offensive lineman who appeared in 24 games (14 starts) with Miami (2014-16), Baltimore (2016) and Denver (2016-17) during his first four NFL seasons.
- Played three games for the Broncos and another five contests (2 starts) for Miami in 2016.
- Was a member of three FCS National Championship teams at North Dakota State University, starting 56-of-57 games played and earning FCS All-American honors as a junior and senior.
- Assigned to the Broncos via waivers from Baltimore on Oct. 17, 2016.
- Selected by the Dolphins in the third round (67th overall) of the 2016 NFL Draft.

CAREER TRANSACTIONS: Signed by Miami as a draft choice 7/23/14; Waived by Miami 10/11/16; Claimed off waivers by Baltimore 10/12/16; Waived by Baltimore 10/15/16; Claimed off waivers by Denver 10/17/16.



2017: Turner was inactive vs. LAC (9/11), vs. Dal. (9/17), at Buf. (9/24) and vs. Oak. (10/1)... Made his season-debut vs. NYG (10/15).

2016: Turner played eight games (2 starts) with Denver and Miami and spent one week on Baltimore's active roster... Appeared in five games (1 start at LG; 1 start at LT) with Miami before being waived on Oct. 11... Claimed off waivers by Baltimore before being waived on Oct. 15... Claimed off waivers by Denver on Oct. 17... Made his Broncos debut vs. N.E. (12/18)... Saw action on offense at K.C. (12/25) and vs. Oak. (1/1).

2015: Turner started 12 consecutive games (Week 6-17) at right guard for Miami... Made his first NFL start at Ten. (10/18)... Was a gameday inactive from Weeks 2-5.

2014: Selected by the Dolphins in the third round (67th overall) of the 2014 NFL Draft, Turner appeared in the final two games of his rookie season... Made his NFL debut vs. Min. (12/21)... Was a gameday inactive for the first 14 games of the season.

COLLEGE: Turner started 56-of-57 games played at North Dakota State University... Was a member of three FCS national championship teams and was named an FCS All-American and All-Missouri Valley Conference first team choice as a junior and senior... Opened 44 consecutive games at left tackle after starting his first 12 collegiate games at right tackle.

PERSONAL: Turner attended Mounds View High School in Arden Hills, Minn., where he was an all-state lineman... Helped his high school to a 26-8 record and three state playoff appearances... His father, Maurice Turner, played four seasons with Minnesota (1984-85), Green Bay (1985) and the N.Y. Jets (1987)... His brother, Bryan Kehl, played six seasons with the N.Y. Giants (2008-10), St. Louis (2010-11), Kansas City (2012) and Washington (2012-13)... Turner was born on Oct. 17, 1991, in Shoreview, Minn.

TURNER'S REGULAR SEASON RECORD

Year	Club	G	S
2014	Miami	2	0
2015	Miami	13	12
2016	Mia./Den.	8	2
2017	Den.	1	0
CAREER TOTALS		24	14



BILLY WINN

97

DEFENSIVE END

6-4 • 300 • 6TH YR. • BOISE STATE

BORN: April 15, 1989, in Las Vegas

HIGH SCHOOL: Las Vegas (Nev.) High School

ACQUIRED: Unrestricted Free Agent (Indianapolis), 2016

NFL YEAR: 6th • **YEAR WITH BRONCOS:** 2nd

NFL GAMES PLAYED/STARTED: 68/23



WINN AT A GLANCE:

- A sixth-year defensive end who saw action in 68 games (23 starts) in his first five NFL seasons with Cleveland (2012-14), Indianapolis (2015) and Denver (2016).
- Posted 111 tackles (68 solo), three sacks (19 yds.), two interceptions, five passes defended, two forced fumbles and five fumble recoveries in his career.
- Saw action in all 16 games (2 starts) for Denver in 2016, finishing with 19 tackles (8 solo) and one fumble recovery.
- Played 12 games (3 starts) for Indianapolis in 2015, registering 14 tackles (6 solo) and two fumble recoveries before being placed on injured reserve on Dec. 21, 2015.
- Spent the first three seasons of his career and the 2015 preseason with Cleveland before being traded to Indianapolis on Sept. 11, 2015.
- Started 41-of-53 games at Boise State University, totaling 131 career tackles, 15.5 sacks, four fumble recoveries and one forced fumble.
- Joined the Broncos as an unrestricted free agent on Aug. 1, 2016.
- Selected by Cleveland in the sixth round (205th overall) of the 2012 NFL Draft.

CAREER TRANSACTIONS: Signed by Cleveland as a draft choice 5/11/12; Traded to Indianapolis 9/11/15; Signed by Denver 8/1/16.



2017: Winn was placed on injured reserve on Sept. 12.

2016: Winn played all 16 games (2 starts) for Denver, finishing with 19 tackles (8 solo) and one fumble recovery... Made his Broncos debut vs. Car. (9/8)... Made one tackle and recovered a fumble (4 yds.) at T.B. (10/2)... Registered four tackles (2 solo) vs. S.D. (10/30)... Started and assisted on one tackle at N.O. (11/13).

2015: Winn played 12 games (3 starts) for Indianapolis after being acquired in a trade before the start of the regular season... Spent training camp competing with the Browns... Recorded 14 tackles (11 solo) and two fumble recoveries... Matched a career-high with five tackles vs. N.O. (10/25)... Placed on injured reserve on Dec. 21.

2014: Winn saw action in 13 games (5 starts) for Cleveland, totaling a career-best 31 tackles (17 solo), one interception, one forced fumble and one blocked field goal... Blocked a 31-yard field goal vs. T.B. (11/2)... Picked off Panthers quarterback Cam Newton for his first second interception vs. Car. (12/21).

2013: Winn played 11 games (3 starts) for Cleveland, posting 30 tackles (21 solo), two sacks (13 yds.) and one forced fumble... Saw action at fullback in goal line situations... Forced a fumble that led to a touchdown vs. Chi. (12/15).

2012: Selected by the Browns in the sixth round (205th overall) of the 2012 NFL Draft, Winn started 10-of-16 games played as a rookie... Tallied 26 tackles (19 solo), one sack (6 yds.), one interception and two fumble recoveries... Made his NFL debut and earned his first start vs. Phi. (9/9)... Recorded first career fumble recovery and returned it 35 yards vs. Cin. (10/14)... Notched his first sack vs. S.D. (10/28)... Posted his first interception vs. Pit. (11/25).

COLLEGE: Winn opened 41-of-53 games at Boise State University, totaling 131 career tackles, 15.5 sacks, four fumble recoveries and one forced fumble... Tallied 33 tackles, three sacks and one fumble recovery as a senior... Posted 28 tackles and 4.5 sacks as a junior... Named a second-team All-Mountain West Conference pick as a sophomore after notching 44 tackles, six sacks and three passes defended.

PERSONAL: Winn attended Las Vegas (Nev.) High School where he was named a first-team all-state choice as a senior after recording 18 sacks, three forced fumbles and two fumble recoveries... Also lettered in wrestling and track... Played in the East-West All-American Bowl following his senior season... Billy Winn was born on April 15, 1989, in Las Vegas.

WINN'S REGULAR SEASON RECORD

Year	Club	G	S	UT	A	TT	S-Yds.	I-Yds.	PD	FF	FR	TD-Int.	TD-FR	S	Pts.
2012	Cleveland	16	10	19	7	26	1-6	1-0	3	0	2	0	0	0	0
2013	Cleveland	11	3	18	3	21	2-13	0-0	0	1	0	0	0	0	0
2014	Cleveland	13	5	17	14	31	0-0	1-0	2	0	0	0	0	0	0
2015	Indianapolis	12	3	6	8	14	0-0	0-0	0	0	2	0	0	0	0
2016	Denver	16	2	8	11	19	0-0	0-0	0	0	1	0	0	0	0
CAREER TOTALS		68	23	68	43	111	3-19	2-0	5	2	5	0	0	0	0

WINN'S SINGLE-GAME HIGHS

(Postseason in parentheses)

Tackles — 5, four times, last vs. New Orleans, 10/25/15. **Sacks** — 1, three times, last at Pittsburgh, 12/29/13. **Sack yards** — 7 at Pittsburgh, 12/29/13.

BILLY WINN'S 2016 GAME-BY-GAME

(Victories asterisked)

2016 DENVER (9-7)		TACKLES												
Date	Opponent	P/S	UT	A	TT	S-Yds.	I-Yds.	PD	FF	FR				
Sep 8	vs. Carolina*	P	0	0	0	0-0	0-0	0	0	0				
Sep 18	vs. Indianapolis*	P	1	0	1	0-0	0-0	0	0	0				
Sep 25	at Cincinnati*	P	1	0	1	0-0	0-0	0	0	0				
Oct 2	at Tampa Bay*	P	0	1	1	0-0	0-0	0	0	1				
Oct 9	vs. Atlanta	P	0	2	2	0-0	0-0	0	0	0				
Oct 13	at San Diego	P	2	0	2	0-0	0-0	0	0	0				
Oct 24	vs. Houston*	P	0	1	1	0-0	0-0	0	0	0				
Oct 30	vs. San Diego*	P	2	2	4	0-0	0-0	0	0	0				
Nov 6	at Oakland	P	0	0	0	0-0	0-0	0	0	0				
Nov 13	at New Orleans*	S	0	1	2	0-0	0-0	0	0	0				
Nov 27	vs. Kansas City	P	0	1	1	0-0	0-0	0	0	0				
Dec 4	at Jacksonville*	P	1	0	1	0-0	0-0	0	0	0				
Dec 11	at Tennessee	P	0	0	0	0-0	0-0	0	0	0				
Dec 18	vs. New England	P	1	1	2	0-0	0-0	0	0	0				
Dec 25	at Kansas City	P	0	0	0	0-0	0-0	0	0	0				
Jan 1	vs. Oakland*	S	0	1	1	0-0	0-0	0	0	0				
Season Totals			16/2	8	11	19	0-0	0-0	0	0	1			

DENVER BRONCOS / WEEK 7 / THROUGH MONDAY, OCTOBER 23, 2017

WON 3, LOST 3			* RUSHING	No.	Yds	Avg	Long	TD
09/11 W 24-21	L.A. Chargers	76,324	C. Anderson	92	391	4.3	40	1
09/17 W 42-17	Dallas	76,919	Charles	42	196	4.7	19	1
09/24 L 16-26	at Buffalo	68,865	Siemian	21	69	3.3	9	1
10/01 W 16-10	Oakland	76,909	Booker	6	22	3.7	6	0
10/15 L 10-23	N.Y. Giants	76,721	Janovich	2	5	2.5	3	0
10/22 L 0-21	at L.A. Chargers	25,388	McKenzie	1	4	4.0	4	0
10/30	at Kansas City		D. Henderson	1	1	1.0	1	0
11/05	at Philadelphia		Osweiler	1	-1	-1.0	-1	0
11/12	New England		TEAM	166	687	4.1	40	3
11/19	Cincinnati		OPPONENTS	142	431	3.0	47	0
11/26	at Oakland		* RECEIVING	No.	Yds	Avg	Long	TD
12/03	at Miami		De. Thomas	30	389	13.0	40	0
12/10	N.Y. Jets		Sanders	25	266	10.6	33	2
12/14	at Indianapolis		Fowler	18	185	10.3	20	2
12/24	at Washington		Derby	15	190	12.7	29	1
12/31	Kansas City		C. Anderson	11	84	7.6	17	1

	Denv.	Opp.	Green	8	104	13.0	44	1
TOTAL FIRST DOWNS	117	86	Charles	8	43	5.4	14	0
Rushing	37	15	Booker	7	100	14.3	29	0
Passing	68	61	Heurman	4	59	14.8	20	1
Penalty	12	10	Taylor	4	33	8.3	11	0
3rd Down: Made/Att	36/91	21/80	Latimer	2	22	11.0	13	0
3rd Down Pct.	39.6	26.3	Janovich	2	14	7.0	10	0
4th Down: Made/Att	0/6	3/11	McKenzie	1	0	0.0	0	0
4th Down Pct.	0.0	27.3	TEAM	135	1489	11.0	44	8

POSSESSION AVG.	31:50	28:10	OPPONENTS	119	1203	10.1	64t	11
TOTAL NET YARDS	2028	1551	* INTERCEPTIONS	No.	Yds	Avg	Long	TD
Avg. Per Game	338.0	258.5	Talib	1	103	103.0	103t	1
Total Plays	403	347	C. Harris	1	23	23.0	23	0
Avg. Per Play	5.0	4.5	Roby	1	0	0.0	0	0
NET YARDS RUSHING	687	431	Simmons	1	0	0.0	0	0
Avg. Per Game	114.5	71.8	TEAM	4	126	31.5	103t	1
Total Rushes	166	142	OPPONENTS	7	106	15.1	43t	1

NET YARDS PASSING	1341	1120	* PUNTING	No.	Yds	Avg	Net	TB	In	Lg	B
Avg. Per Game	223.5	186.7	Dixon	26	1171	45.0	38.4	1	8	55	0
Sacked/Yards Lost	22/148	16/83	TEAM	26	1171	45.0	38.4	1	8	55	0
Gross Yards	1489	1203	OPPONENTS	35	1723	49.2	42.4	2	13	69	0
Att./Completions	215/135	189/119	* PUNT RETURNS	Ret	FC	Yds	Avg	Long	TD		
Completion Pct.	62.8	63.0	McKenzie	14	4	139	9.9	31	0		
Had Intercepted	7	4	Sharp	5	1	55	11.0	16	0		

PUNTS/AVERAGE	26/45.0	35/49.2	Langley	1	0	6	6.0	6	0
NET PUNTING AVG.	26/38.4	35/42.4	TEAM	20	5	200	10.0	31	0
PENALTIES/YARDS	42/356	41/411	OPPONENTS	10	10	152	15.2	65t	1
FUMBLES/BALL LOST	12/5	1/0	* KICKOFF RETURNS	No.	Yds	Avg	Long	TD	
TOUCHDOWNS	12	13	Langley	5	168	33.6	61	0	
Rushing	3	0	Latimer	5	142	28.4	36	0	
Passing	8	11	McKenzie	1	12	12.0	12	0	
Returns	1	2	TEAM	11	322	29.3	61	0	

* SCORE BY PERIODS	Q1	Q2	Q3	Q4	OT	PTS	OPPONENTS	5	126	25.2	49	0
TEAM	27	34	33	14	0	108	* FIELD GOALS	1-19	20-29	30-39	40-49	50+
OPPONENTS	10	58	10	40	0	118	McManus	0/0	4/5	3/4	1/2	0/2

* SCORING	TD	Ru	Pa	Rt	K-PAT	FG	S	PTS	TEAM	0/0	4/5	3/4	1/2	0/2
McManus	0	0	0	0	12/12	8/13	0	36	OPPONENTS	0/0	2/2	1/1	2/4	4/4
C. Anderson	2	1	1	0			0	12	McManus: (20G,50N)(49N)(38G,35G,28G)(28G,36G,					
Fowler	2	0	2	0			0	12	46G,29N)(35N,28G,53B)(())					
Sanders	2	0	2	0			0	12	OPP: (44B)(56G)(49G,55G,53G,27G)(38G)(25G,51G,					
Charles	1	1	0	0			0	6	49B,40G)(())					
Derby	1	0	1	0			0	6						
Green	1	0	1	0			0	6						
Heurman	1	0	1	0			0	6						
Siemian	1	1	0	0			0	6						
Talib	1	0	0	1			0	6						
TEAM	12	3	8	1	12/12	8/13	0	108						
OPPONENTS	13	0	11	2	13/13	9/11	0	118						

2-Pt Conv: TM 0-0, OPP 0-0
 SACKS: Miller 7, Barrett 2, S. Harris 2,
 Davis 1, Gotsis 1, Marshall 1, D. Peko 1,
 Wolfe 1, TM 16, OPP 22
 FUM/LOST: Siemian 5/2, McKenzie 3/0,
 Charles 1/1, Derby 1/1, Latimer 1/0,
 De. Thomas 1/1

* PASSING	Att	Cmp	Yds	Cmp%	Yds/Att	TD	TD%	Int	Int%	Long	Sack/Lost	Rating
Siemian	211	133	1471	63.0	6.97	8	3.8	7	3.3	44	22/ 148	82.5
Osweiler	4	2	18	50.0	4.50	0	0.0	0	0.0	9	0/ 0	62.5
TEAM	215	135	1489	62.8	6.93	8	3.7	7	3.3	44	22/ 148	82.1
OPPONENTS	189	119	1203	63.0	6.37	11	5.8	4	2.1	64t	16/ 83	91.7

DENVER BRONCOS 2017 DEFENSIVE STATISTICS (3-3)

(based on press box totals)

	PLAYER	TT	UT	AT	Sk.	Yds.	Int.	Yds.	TFL	QBH	PD	FF	FR
1	Brandon Marshall	42	26	16	1	2	0	0	2	1	1	0	0
2	Todd Davis	35	22	13	1	2	0	0	3	1	0	0	0
3	Justin Simmons	31	24	7	0	0	1	0	2	1	4	0	0
4	Darian Stewart	30	24	6	0	0	0	0	2	0	0	0	0
5	Von Miller	20	20	0	7	44	0	0	8	12	1	0	0
	Chris Harris Jr.	20	15	5	0	0	1	23	1	0	4	0	0
7	Bradley Roby	18	15	3	0	0	1	0	0	0	8	0	0
	Domata Peko Sr.	18	12	6	1	5	0	0	4	1	0	0	0
9	Shaquil Barrett	17	13	4	2	9	0	0	3	4	0	0	0
	Adam Gotsis	17	13	4	1	4	0	0	2	2	1	0	0
11	Will Parks	16	12	4	0	0	0	0	0	1	1	0	0
12	Derek Wolfe	15	10	5	1	8	0	0	3	3	0	0	0
13	Shelby Harris	11	6	5	2	9	0	0	2	3	1	0	0
14	Aqib Talib	10	9	1	0	0	1	103	0	0	5	0	0
15	Zaire Anderson	4	4	0	0	0	0	0	0	0	0	0	0
	Corey Nelson	4	2	2	0	0	0	0	0	0	0	0	0
17	DeMarcus Walker	2	2	0	0	0	0	0	0	1	0	0	0
18	Jordan Taylor	1	1	0	0	0	0	0	1	0	0	0	0
	Kasim Edebali	1	0	1	0	0	0	0	0	0	0	0	0
	Tyrique Jarrett	1	0	1	0	0	0	0	0	0	0	0	0
	Zach Kerr	1	0	1	0	0	0	0	0	0	0	0	0
	TOTALS	314	230	84	16	83	4	126	33	30	26	0	0

SPECIAL TEAMS STATISTICS (based on press box totals)

	PLAYER	TT	UT	AT	FF	FR	BK	BP	TD
1	Will Parks	2	2	0	0	0	0	0	0
	Zaire Anderson	2	2	0	0	0	0	0	0
	Riley Dixon	2	2	0	0	0	0	0	0
	Andy Janovich	2	1	1	0	0	0	0	0
5	Bennie Fowler	1	1	0	0	0	0	0	0
	Jamal Carter	1	1	0	0	0	0	0	0
	De' Angelo Hendersor	1	1	0	0	0	0	0	0
	Casey Kreiter	1	1	0	0	0	0	0	0
	Jordan Taylor	1	1	0	0	0	0	0	0
	Cody Latimer	1	1	0	0	1	0	0	0
	Brandon McManus	1	0	1	0	0	0	0	0
12	Adam Gotsis	0	0	0	0	0	1	0	0
	Shelby Harris	0	0	0	0	0	1	0	0
	Isaiah McKenzie	0	0	0	0	2	0	0	0
	TOTALS	15	13	2	0	3	2	0	0

MIS. TACKLES: Derby 2, Leary 2, Watson 2, Charles 1, Fowler 1, Garcia 1, Taylor 1, Turner 1

MIS. FUMBLE RECOVERIES: Garcia 1, Siemian 1

MIS. FORCED FUMBLES: None

TWO-POINT CONVERSION STOPS: None

DEFENSIVE TOUCHDOWNS: Talib (103-yd. INT ret. vs. Dal, 9/17)

BLOCKED PUNTS: None

BLOCKED KICKS: S. Harris (BFG vs. LAC, 9/11), Gotsis (BFG vs. NYG, 10/17)

BRONCOS 2017 GAME-BY-GAME PARTICIPATION

	vs. LAC (9/11)	vs. Dal. (9/17)	at Buf. (9/24)	vs. Oak. (10/1)	vs. NYG (10/15)	at LAC (10/22)	at K.C. (10/30)	at Phi. (11/5)	vs. N.E. (11/12)	vs. Cin. (11/19)	at Oak. (11/26)	at Mia. (12/3)	vs. NYJ (12/10)	at Ind. (12/14)	at Was. (12/24)	vs. K.C. (12/31)	P	'	S	'	DNP	'	INA
Anderson, C.J.	RB	RB	RB	RB	RB	RB											6	-	6	-	0	-	0
Anderson, Zaire	P	P	P	P	P	P											6	-	0	-	0	-	0
Barbre, Allen	P	P	P	P	P	RT											6	-	1	-	0	-	0
Barrett, Shaquil	SLB	SLB	SLB	SLB	SLB	SLB											6	-	6	-	0	-	0
Bolles, Garrett	LT	LT	LT	LT	LT	LT											6	-	6	-	0	-	0
Booker, Devontae	INA	INA	INA	P	P	P											3	-	0	-	0	-	3
Carter, Jamal	P	P	P	P	P	P											6	-	0	-	0	-	0
Charles, Jamaal	P	P	P	P	P	P											6	-	0	-	0	-	0
Crick, Jared	INA	IR	IR	IR	IR	IR											0	-	0	-	0	-	1
Davis, Todd	ILB	ILB	ILB	ILB	ILB	ILB											6	-	6	-	0	-	0
Day, Dillon	PS	PS	PS	PS	PS	DNP											0	-	0	-	1	-	0
Derby, A.J.	P	P	TE	P	P	P											6	-	1	-	0	-	0
Dixon, Riley	P	P	P	P	P	P											6	-	0	-	0	-	0
Doss, Lorenzo	INA	P	P	INA	INA	P											3	-	0	-	0	-	3
Edebali, Kasim	P	P	P	P	P	P											6	-	0	-	0	-	0
Fowler III, Bennie	P	WR	P	P	WR	P											6	-	2	-	0	-	0
Garcia, Max	LG	LG	LG	LG	LG	LG											6	-	6	-	0	-	0
Garcia-Williams, Jerrol	PS	PS	PS	PS	PS	P											1	-	0	-	0	-	0
Gotsis, Adam	P	DE	DE	DE	DE	DE											6	-	5	-	0	-	0
Green, Virgil	TE	TE	TE	TE	TE	TE											6	-	6	-	0	-	0
Harris Jr., Chris	RCB	RCB	RCB	RCB	RCB	RCB											6	-	6	-	0	-	0
Harris, Shelby	DE	P	P	P	P	P											6	-	1	-	0	-	0
Henderson, De'Angelo	P	P	P	INA	INA	INA											3	-	0	-	0	-	3
Heuerman, Jeff	P	P	P	TE	P	TE											6	-	2	-	0	-	0
Janovich, Andy	FB	P	P	P	P	P											6	-	1	-	0	-	0
Jarrett, Tyrique	P	NWT	PS	PS	PS	PS											1	-	0	-	0	-	0
Kerr, Zach	INA	INA	P	INA	INA	P											2	-	0	-	0	-	4
Kreiter, Casey	P	P	P	P	P	P											6	-	0	-	0	-	0
Langley, Brendan	P	INA	INA	P	P	P											4	-	0	-	0	-	2
Latimer, Cody	P	P	P	INA	INA	INA											3	-	0	-	0	-	3
Leary, Ron	RG	RG	RG	RG	RG	RG											6	-	6	-	0	-	0
Lynch, Paxton	INA	INA	INA	INA	INA	INA											0	-	0	-	0	-	6
Marshall, Brandon	ILB	ILB	ILB	ILB	ILB	ILB											6	-	6	-	0	-	0
McGovern, Connor	P	P	P	P	P	DNP											5	-	0	-	1	-	0
McKenzie, Isaiah	P	P	P	P	P	INA											5	-	0	-	0	-	1
McManus, Brandon	P	P	P	P	P	ILB											6	-	0	-	0	-	0
Miller, Von	WLB	WLB	WLB	WLB	WLB	WLB											6	-	6	-	0	-	0
Nelson, Corey	P	P	P	P	P	IR											5	-	0	-	0	-	0
Osweiler, Brock	DNP	DNP	DNP	DNP	P	DNP											1	-	0	-	5	-	0
Paradis, Matt	C	C	C	C	C	C											6	-	6	-	0	-	0
Parks, Will	P	P	P	P	P	P											6	-	0	-	0	-	0
Peko Sr., Domata	NT	NT	NT	NT	NT	NT											6	-	6	-	0	-	0
Peko, Kyle	PS	P	INA	INA	INA	NWT											1	-	0	-	0	-	3
Roby, Bradley	P	P	P	P	P	P											6	-	0	-	0	-	0
Rubin, Ahtyba	NWT	INA	INA	P	P	NWT											2	-	0	-	0	-	2
Sanders, Emmanuel	WR	WR	WR	WR	WR	INA											5	-	5	-	0	-	1
Sharpe, Hunter	PS	PS	PS	PS	PS	P											1	-	0	-	0	-	0
Siemian, Trevor	QB	QB	QB	QB	QB	QB											6	-	6	-	0	-	0
Simmons, Justin	SS	SS	SS	SS	SS	SS											6	-	6	-	0	-	0
Stephenson, Donald	P	P	DNP	P	INA	INA											3	-	0	-	1	-	2
Stewart, Darian	FS	FS	FS	FS	FS	FS											6	-	6	-	0	-	0
Talib, Aqib	LCB	LCB	LCB	LCB	LCB	LCB											6	-	6	-	0	-	0
Taylor, Jordan	INA	INA	INA	P	P	WR											3	-	1	-	0	-	3
Thomas, Demaryius	WR	WR	WR	WR	WR	WR											6	-	6	-	0	-	0
Turner, Billy	INA	INA	INA	INA	P	IR											1	-	0	-	0	-	4
Walker, DeMarcus	P	P	P	P	P	P											6	-	0	-	0	-	0
Watson, Menelik	RT	RT	RT	RT	RT	INA											5	-	5	-	0	-	1
Wilkinson, Elijah	PS	PS	PS	PS	PS	DNP											0	-	0	-	1	-	0
Wolfe, Derek	DE	DE	DE	DE	DE	DE											6	-	6	-	0	-	0

KEY: IR-injured reserve; INA-inactive; DNP-did not play; NWT-not with team; PS-practice squad; SUS-suspended

DENVER BRONCOS 2017 PLAY COUNTS

Quarterbacks												
Name	Pos	G	GS	OffPI	OffPI/G	OffPI%	DefPI	DefPI/G	DefPI%	SpTmPI	SpTmPI/G	SpTmPI%
Trevor Siemian	QB	6	6	418	69.7	98.4	0	0.0	0.0	0	0.0	0.0
Brock Osweiler	QB	1	0	7	7.0	8.6	0	0.0	0.0	0	0.0	0.0

Running Backs												
Name	Pos	G	GS	OffPI	OffPI/G	OffPI%	DefPI	DefPI/G	DefPI%	SpTmPI	SpTmPI/G	SpTmPI%
C.J. Anderson	RB	6	6	273	45.5	64.2	0	0.0	0.0	0	0.0	0.0
Jamaal Charles	RB	6	0	108	18.0	25.4	0	0.0	0.0	0	0.0	0.0
Andy Janovich	FB	6	1	55	9.2	12.9	0	0.0	0.0	109	18.2	64.9
Devontae Booker	RB	3	0	42	14.0	20.1	0	0.0	0.0	42	14.0	52.5
De'Angelo Henderson	RB	3	0	0	0.0	0.0	0	0.0	0.0	47	15.7	53.4

Receivers												
Name	Pos	G	GS	OffPI	OffPI/G	OffPI%	DefPI	DefPI/G	DefPI%	SpTmPI	SpTmPI/G	SpTmPI%
Demaryius Thomas	WR	6	6	352	58.7	82.8	0	0.0	0.0	1	0.2	0.6
Emmanuel Sanders	WR	5	5	282	56.4	78.1	0	0.0	0.0	0	0.0	0.0
Bennie Fowler III	WR	6	2	257	42.8	60.5	0	0.0	0.0	67	11.2	39.9
Virgil Green	TE	6	6	233	38.8	54.8	0	0.0	0.0	69	11.5	41.1
A.J. Derby	TE	6	1	200	33.3	47.1	0	0.0	0.0	30	5.0	17.9
Jeff Heurman	TE	6	2	104	17.3	24.5	0	0.0	0.0	17	2.8	10.1
Jordan Taylor	WR	3	1	83	27.7	39.7	0	0.0	0.0	28	9.3	35.0
Isaiah McKenzie	WR	5	0	57	11.4	15.8	0	0.0	0.0	44	8.8	30.6
Cody Latimer	WR	3	0	37	12.3	17.1	0	0.0	0.0	51	17.0	58.0
Hunter Sharp	WR	1	0	29	29.0	45.3	0	0.0	0.0	12	12.0	50.0

Offensive Linemen												
Name	Pos	G	GS	OffPI	OffPI/G	OffPI%	DefPI	DefPI/G	DefPI%	SpTmPI	SpTmPI/G	SpTmPI%
Matt Paradis	C	6	6	425	70.8	100.0	0	0.0	0.0	13	2.2	7.7
Garett Bolles	T	6	6	406	67.7	95.5	0	0.0	0.0	20	3.3	11.9
Ronald Leary	G	6	6	387	64.5	91.1	0	0.0	0.0	16	2.7	9.5
Menelik Watson	T	5	5	314	62.8	87.0	0	0.0	0.0	25	5.0	17.4
Allen Barbre	G	6	1	271	45.2	63.8	0	0.0	0.0	27	4.5	16.1
Max Garcia	G	6	6	236	39.3	55.5	0	0.0	0.0	25	4.2	14.9
Billy Turner	G	1	0	46	46.0	56.8	0	0.0	0.0	0	0.0	0.0
Connor McGovern	G	5	0	38	7.6	10.5	0	0.0	0.0	13	2.6	9.0
Donald Stephenson	T	3	0	15	5.0	7.1	0	0.0	0.0	3	1.0	3.6
Casey Kreiter	C	6	0	0	0.0	0.0	0	0.0	0.0	55	9.2	32.7

Defensive Linemen												
Name	Pos	G	GS	OffPI	OffPI/G	OffPI%	DefPI	DefPI/G	DefPI%	SpTmPI	SpTmPI/G	SpTmPI%
Derek Wolfe	DE	6	6	0	0.0	0.0	280	46.7	77.6	18	3.0	10.7
Adam Gotsis	DE	6	5	0	0.0	0.0	204	34.0	56.5	34	5.7	20.2
Domata Peko Sr.	NT	6	6	0	0.0	0.0	177	29.5	49.0	25	4.2	14.9
Shelby Harris	DE	6	1	0	0.0	0.0	169	28.2	46.8	28	4.7	16.7
DeMarcus Walker	DE	6	0	0	0.0	0.0	44	7.3	12.2	0	0.0	0.0
Zach Kerr	DE	2	0	0	0.0	0.0	23	11.5	18.7	3	1.5	5.4
Ahtyba Rubin	DT	2	0	0	0.0	0.0	13	6.5	12.0	4	2.0	7.1
Kyle Peko	NT	1	0	0	0.0	0.0	7	7.0	9.9	1	1.0	3.3
Tyrique Jarrett	NT	1	0	0	0.0	0.0	3	3.0	5.1	0	0.0	0.0

Linebackers												
Name	Pos	G	GS	OffPI	OffPI/G	OffPI%	DefPI	DefPI/G	DefPI%	SpTmPI	SpTmPI/G	SpTmPI%
Shaquill Barrett	LB	6	6	0	0.0	0.0	328	54.7	90.9	26	4.3	15.5
Brandon Marshall	LB	6	6	0	0.0	0.0	317	52.8	87.8	2	0.3	1.2
Von Miller	LB	6	6	0	0.0	0.0	312	52.0	86.4	5	0.8	3.0
Todd Davis	LB	6	6	0	0.0	0.0	180	30.0	49.9	4	0.7	2.4
Corey Nelson	LB	5	0	0	0.0	0.0	44	8.8	14.5	115	23.0	79.9
Kasim Edebali	LB	6	0	0	0.0	0.0	44	7.3	12.2	81	13.5	48.2
Zaire Anderson	LB	6	0	0	0.0	0.0	13	2.2	3.6	125	20.8	74.4
Jerrold Garcia-Williams	LB	1	0	0	0.0	0.0	0	0.0	0.0	13	13.0	54.2

Defensive Backs												
Name	Pos	G	GS	OffPI	OffPI/G	OffPI%	DefPI	DefPI/G	DefPI%	SpTmPI	SpTmPI/G	SpTmPI%
Justin Simmons	S	6	6	0	0.0	0.0	352	58.7	97.5	66	11.0	39.3
Aqib Talib	CB	6	6	0	0.0	0.0	341	56.8	94.5	19	3.2	11.3
Chris Harris Jr.	CB	6	6	0	0.0	0.0	336	56.0	93.1	1	0.2	0.6
Darian Stewart	S	6	5	0	0.0	0.0	331	55.2	91.7	5	0.8	3.0
Bradley Roby	CB	6	1	0	0.0	0.0	233	38.8	64.5	50	8.3	29.8
Will Parks	S	6	0	0	0.0	0.0	195	32.5	54.0	136	22.7	81.0
Jamal Carter Sr.	S	6	0	0	0.0	0.0	16	2.7	4.4	134	22.3	79.8
Lorenzo Doss	CB	3	0	0	0.0	0.0	8	2.7	4.1	57	19.0	66.3
Brendan Langley	CB	4	0	0	0.0	0.0	0	0.0	0.0	73	18.3	68.9

Special Teams												
Name	Pos	G	GS	OffPI	OffPI/G	OffPI%	DefPI	DefPI/G	DefPI%	SpTmPI	SpTmPI/G	SpTmPI%
Riley Dixon	P	6	0	0	0.0	0.0	0	0.0	0.0	54	9.0	32.1
Brandon McManus	K	6	0	0	0.0	0.0	0	0.0	0.0	52	8.7	31.0

DENVER BRONCOS 2017 HALF-BY-HALF STATISTICS

FIRST HALF														
						3rd Dwn.		4th Dwn.		TOP	Penalties			
	Pts.	Yds.	Rush	Pass	1st Dwn.	Md. Att.	Pct.	Md. Att.	Pct.		No.	Yds.		
Denver	14	153	88	65	12	5	8	63.0%	0	0	0.0%	16:35	1	40
vs. LAC (9/11)	7	110	58	52	8	3	6	50.0%	0	0	0.0%	13:25	2	10
Denver	21	246	96	179	17	4	7	57.0%	0	0	0.0%	18:36	0	0
vs Dal. (9/17)	10	97	12	85	6	1	6	17.0%	0	0	0.0%	11:24	3	30
Denver	13	211	58	153	13	3	8	37.5%	0	0	0.0%	15:56	5	34
at Buf. (9/24)	13	371	34	130	9	3	7	42.9%	0	0	0.0%	14:04	5	44
Denver	10	205	71	134	12	3	8	38.0%	0	0	0.0%	17:56	5	35
vs Oak. (10/1)	7	165	23	142	5	1	6	17.0%	0	2	0.0%	12:04	3	45
Denver	3	192	30	162	8	3	10	30.0%	0	0	0.0%	14:32	3	35
vs NYG (10/15)	17	151	83	68	7	3	7	43.0%	0	0	0.0%	15:28	4	40
Denver	0	109	31	78	4	2	9	22.0%	0	0	0.0%	16:18	5	30
at LAC (10/22)	14	106	30	76	5	1	6	17.0%	0	1	0.0%	13:42	5	46
Denver														
at K.C. (10/30)														
Denver														
at Phil. (11/5)														
Denver														
vs N.E. (11/12)														
Denver														
vs Cin. (11/19)														
Denver														
at Oak. (11/26)														
Denver														
at Mia. (12/3)														
Denver														
vs NYJ (12/10)														
Denver														
at Ind. (12/14)														
Denver														
at Was. (12/24)														
Denver														
vs K.C. (12/31)														
DEN. SEASON TOT.	61	1116	303	771	66	20	50	41.3%	0	0	0.0%	16:38	19	174
OPP. TOT.	68	1000	217	553	37	12	38	31.2%	0	3	0.0%	13:21	22	215

SECOND HALF														
						3rd Dwn.		4th Dwn.		TOP	Penalties			
	Pts.	Yds.	Rush	Pass	1st Dwn.	Md. Att.	Pct.	Md. Att.	Pct.		No.	Yds.		
Denver	10	168	52	116	11	3	7	42.9%	0	4	0.0%	17:38	2	22
vs. LAC (9/11)	14	139	12	133	9	0	6	0.0%	1	2	50.0%	12:22	2	30
Denver	21	134	82	52	9	5	8	62.5%	0	0	0.0%	15:14	8	61
vs Dal. (9/17)	7	171	28	143	11	2	8	25.0%	2	5	40.0%	14:46	5	39
Denver	3	155	53	102	8	3	6	50.0%	0	2	0.0%	13:38	5	50
at Buf. (9/24)	13	99	41	67	7	3	9	33.3%	0	0	0.0%	16:22	3	25
Denver	6	93	72	21	4	2	8	25.0%	0	0	0.0%	15:01	1	5
vs Oak. (10/1)	3	89	1	88	6	1	6	16.6%	0	1	0.0%	14:59	4	30
Denver	7	220	16	204	11	2	7	11.8%	0	2	0.0%	14:52	2	11
vs NYG (10/15)	6	115	65	50	5	1	7	14.3%	0	0	0.0%	15:08	1	37
Denver	0	142	38	116	8	1	5	20.0%	0	2	0.0%	14:46	5	38
at LAC (10/22)	7	136	50	86	5	2	6	33.3%	0	0	0.0%	15:14	4	35
Denver														
at K.C. (10/30)														
Denver														
at Phil. (11/5)														
Denver														
vs N.E. (11/12)														
Denver														
vs Cin. (11/19)														
Denver														
at Oak. (11/26)														
Denver														
at Mia. (12/3)														
Denver														
vs NYJ (12/10)														
Denver														
at Ind. (12/14)														
Denver														
at Was. (12/24)														
Denver														
vs K.C. (12/31)														
DEN. SEASON TOT.	47	912	313	611	53	16	41	35.4%	0	8	0.0%	15:16	23	187
OPP. TOT.	50	749	197	567	43	9	36	20.4%	3	8	22.5%	14:43	19	196

DENVER BRONCOS 2017 TIME SPENT IN LEAD CHART

GAME	W/L	LED		TIED		BEHIND	
		TIME	PCT	TIME	PCT	TIME	PCT
vs. LAC (9/11)	W, 24-21	40:22:00	67.3%	19:38:00	32.7%	0:00:00	0.0%
vs. Dal (9/17)	W, 42-17	47:40:00	79.4%	12:20:00	20.6%	0:00:00	0.0%
at Buf. (9/24)	L, 26-16	13:51:00	23.1%	23:34:00	39.3%	22:35:00	37.6%
vs. Oak. (10/1)	W, 16-10	53:11:00	88.6%	6:49:00	11.4%	0:00:00	0.0%
vs. NYG (10/15)	L, 23-10	0:00:00	0.0%	8:06:00	13.5%	51:54:00	86.5%
at LAC (10/22)	L, 21-0	0:00:00	0.0%	7:33:00	12.6%	52:27:00	87.4%
at K.C. (10/30)							
at Phi. (11/5)							
vs. N.E. (11/12)							
vs. Cin. (11/19)							
at Oak. (11/26)							
at Mia. (12/3)							
vs. NYJ (12/10)							
at Ind. (12/14)							
at Was. (12/24)							
vs. K.C. (12/31)							
	TOTAL	155:04:00		78:00:00		126:56:00	
			43.1%		21.7%		35.3%
	AVERAGE	25:50:40		13:00:00		21:09:20	

BRONCOS 2017 TD DRIVE ANALYSIS

Yards	TD TD Drive		Possession Time	TDs	Plays	TDs
	Length	Length				
1-9 yards	5	-	00:00-00:59	1	1	-
10-19 yards	4	-	01:00-01:59	1	2	1
20-29 yards	2	1	02:00-02:59	2	3	1
30-39 yards	-	-	03:00-03:59	3	4	-
40-49 yards	-	1	04:00-04:59	1	5	-
50-59 yards	-	3	05:00-05:59	-	6	1
60-69 yards	-	-	06:00-06:59	2	7	2
70-79 yards	-	4	07:00-07:59	1	8	2
80-89 yards	-	2	08:00-08:59	-	9	1
90-99 yards	-	-	09:00-09:59	-	10	-
			10:00-10:59	-	11	-
			11:00-11:59	-	12	-
			12:00-12:59	-	13	1
			13:00-13:59	-	14	1
			14:00-14:59	-	15	1
			15:00 +	-	16	-
TOTAL	11	11		11		11

BRONCOS 2017 SCORING DRIVE LENGTH

YARDS	BRONCOS		OPPONENT	
	TD	FG	TD	FG
(MINUS)	-	-	-	1
0-9	-	1	1	1
10-19	-	-	-	1
20-29	1	-	-	-
30-39	-	-	2	3
40-49	1	1	1	-
50-59	3	3	-	1
60-69	-	-	2	1
70-79	4	3	3	1
80-89	2	-	-	-
90-99	-	-	2	-
TOTAL	11	8	11	9

2017 LONGEST/SHORTEST SCORING DRIVES

MOST PLAYS

Broncos: 15 (vs. Dal, Sept. 17, TD, 75 yds., 7:04)

Opponent: 16 (at Buf., Sept. 24, FG, 53 yds., 7:30)

FEWEST PLAYS

Broncos: 2 (vs. Dal, Sept. 17, TD, 23 yds., 0:14)

Opponent: 1 (vs. LAC, Sept. 11, TD, 38 yds., 0:07)

MOSY YARDS

Broncos: 88 (vs. Oak, Oct. 1, TD, 7 plays, 3:17)

Opponent: 99 (vs. Oak, Oct. 1, TD, 5 plays, 2:23)

FEWEST YARDS

Broncos: 3 (at Oak., Oct. 1, FG, 5 plays, 2:07)

Opponent: -3 (at Buf., Sept. 24, FG, 4 plays, 1:37)

MOST TIME

Broncos: 8:16 (vs. LAC, Sept. 11, FG, 14 plays, 78 yds.)

Opponent: 7:30 (at Buf., Sept. 24, FG, 16 plays, 53 yds.)

LEAST TIME

Broncos: 0:14 (vs. Dal, Sept. 17, TD, 2 plays, 23 yds.)

Opponent: 0:07 (vs. LAC, Sept. 11, TD, 1 play, 38 yds.)

2017 GAME-OPENING DRIVES

	BRONCOS			OPPONENT		
	Pts.	FD	Yds.	Pts.	FD	Yds.
vs. LAC (9/11)	0	1	13	0	1	21
vs. Dal (9/17)	7	4	78	0	0	9
at Buf. (9/24)	0	0	-1	0	0	0
vs. Oak. (10/1)	0	0	-2	0	0	7
vs. NYG (10/15)	0	0	4	3	4	69
at LAC (10/22)	0	0	29	0	2	44
at K.C. (10/30)						
at Phi. (11/5)						
vs. N.E. (11/12)						
vs. Cin. (11/19)						
at Oak. (11/26)						
at Mia. (12/3)						
vs. NYJ (12/10)						
at Ind. (12/14)						
at Was. (12/24)						
vs. K.C. (12/31)						
TOTAL	7	5	121	3	7	150

2017 2ND HALF-OPENING DRIVES

	BRONCOS			OPPONENT		
	Pts.	FD	Yds.	Pts.	FD	Yds.
vs. LAC (9/11)	7	2	43	0	0	4
vs. Dal (9/17)	7	6	75	0	1	10
at Buf. (9/24)	3	3	49	0	0	1
vs. Oak. (10/1)	3	1	55	0	0	-3
vs. NYG (10/15)	0	1	18	0	1	19
at LAC (10/22)	0	1	18	0	0	5
at K.C. (10/30)						
at Phi. (11/5)						
vs. N.E. (11/12)						
vs. Cin. (11/19)						
at Oak. (11/26)						
at Mia. (12/3)						
vs. NYJ (12/10)						
at Ind. (12/14)						
at Was. (12/24)						
vs. K.C. (12/31)						
TOTAL	20	14	258	0	2	36

BRONCOS 2017 GAME-BY-GAME SCORING DRIVES

Opponent	Plays	Yards	Time	Res.	Qtr	Scoring Play	Quarterback
vs. LAC (9/11)	13	70	6:05	TD	1	Fowler III 5 yd. pass from Siemian	Siemian
	9	56	4:38	TD	2	Siemian 1 yd. run	Siemian
	6	43	3:00	TD	3	Fowler III 6 yd. pass from Siemian	Siemian
	14	78	8:16	FG	3	McManus 20 yd. Field Goal	Siemian
vs. Dal. (9/17)	8	78	3:45	TD	1	Sanders 10 yd. pass from Siemian	Siemian
	14	81	6:45	TD	2	C. Anderson 16 yd. pass from Siemian	Siemian
	8	51	2:42	TD	2	Sanders 6 yd. pass form Siemian	Siemian
	15	75	7:04	TD	3	Green 2 yd. pass from Siemian	Siemian
	2	23	0:14	TD	3	C. Anderson 23 yd. run	Siemian
at Buf. (9/24)	12	53	5:03	FG	1	McManus 38 yd. Field Goal	Siemian
	3	79	1:15	TD	2	Charles 12 yd. run	Siemian
	9	58	2:09	FG	2	McManus 35 yd. Field Goal	Siemian
	10	49	4:58	FG	3	McManus 28 yd. Field Goal	Siemian
vs. Oak. (10/1)	7	88	3:17	TD	1	Derby 22 yd. pass from Siemian	Siemian
	8	79	4:08	FG	1	McManus 28 yd. Field Goal	Siemian
	6	55	3:08	FG	3	McManus 36 yd. Field Goal	Siemian
	5	3	2:07	FG	3	McManus 46 yd. Field Goal	Siemian
vs. NYG (10/15)	9	70	3:06	FG	2	McManus 28 yd. Field Goal	Siemian
	7	58	2:03	TD	4	Heurman 13 yd. pass from Siemian	Siemian
at LAC (10/22)						None	
AVERAGE	8.7	60.4	3:52				
TD AVG.	8.4	63.8	3:42				
FG AVG.	9.1	55.6	4:06				

DENVER BRONCOS 2017 SEASON THIRD DOWN DISTANCE CHART

Game	TOTAL 3RD DOWNS			RUSHING			PASSING			Penalty	3RD DOWN TOTALS		YARDS GAINED		3RD DOWN AVERAGES	
	Md.	Att.	Pct.	Md.	Att.	Pct.	Md.	Att.	Pct.		Yds. Needed	Yds. Gained	Run	Pass	Yds. Needed	Yds. Gained
Denver vs. LAC (9/11)	8	15	53.0%	1	3	33.0%	7	12	58.3%	1	97	75	-7	67	6.5	5.0
Denver vs. Dal. (9/17)	3	12	25.0%	0	1	0.0%	3	11	27.3%	1	71	33	0	33	5.9	2.8
Denver vs. Dal. (9/17)	9	15	60.0%	2	6	33.3%	7	9	77.7%	0	85	79	-16	95	5.6	5.2
Denver vs. Dal. (9/17)	3	14	21.0%	0	2	0.0%	3	12	8.3%	2	75	47	7	40	5.3	3.4
Denver at Buf. (9/24)	6	14	43.0%	3	4	75.0%	3	10	30.0%	2	95	89	9	80	6.7	5.7
Denver at Buf. (9/24)	6	16	38.0%	1	2	50.0%	5	14	33.0%	0	152	89	12	77	9.5	4.8
Denver vs Oak. (10/1)	5	16	31.0%	1	4	25.0%	4	12	33.3%	3	164	89	5	84	5.5	10.3
Denver vs Oak. (10/1)	2	12	17.0%	1	3	33.3%	1	9	11.1%	2	96	21	-5	26	8.0	1.8
Denver vs. NYG (10/15)	5	17	29.0%	3	4	75.0%	1	13	7.7%	1	139	85	13	72	8.2	5.0
Denver vs. NYG (10/15)	4	14	29.0%	1	6	16.7%	3	8	21.4%	4	106	48	17	31	7.6	3.4
Denver at LAC (10/22)	3	14	21.0%	2	5	40.0%	1	9	11.0%	4	113	70	11	59	8.1	5.0
Denver at LAC (10/22)	3	12	25.0%	0	2	0.0%	3	10	30.0%	4	116	64	-10	74	9.6	5.3
Denver at K.C. (10/30)																
Denver at Phi. (11/5)																
Denver vs. N.E. (11/12)																
Denver vs. Cin. (11/19)																
Denver at Oak. (11/26)																
Denver at Mia. (12/3)																
Denver vs. NYJ (12/10)																
Denver at Ind. (12/14)																
Denver at Was. (12/24)																
Denver vs. K.C. (12/31)																
DENVER TOTAL	36	91	39.5%	12	26	46.9%	23	65	36.3%	11	693	487	15	457	6.8	6.0
OPPONENT TOTAL	21	80	25.8%	3	16	16.7%	18	64	21.9%	13	616	302	21	281	7.7	3.6

DENVER BRONCOS 2017 SEASON FIELD POSITION CHART

Game	OFF. DRIVES	CUMULATIVE STARTING LINE	AVG. START	INSIDE OWN 20	AT OWN 20	INSIDE 50	AT 50	PAST 50	INSIDE OPP. 20
Denver vs. LAC (9/11)	12 11	382 348	32 32	2 2	1 0	10 9	0 0	2 2	0 0
Denver vs. Dal. (9/17)	12 13	323 489	27 38	4 1	1 0	11 10	0 0	1 3	0 0
Denver at Buf. (9/24)	12 12	261 477	24 40	2 0	1 1	12 9	0 0	0 3	0 0
Denver vs. Oak. (10/1)	12 12	346 296	29 25	5 4	0 1	10 12	0 0	2 0	1 0
Denver vs. NYG (10/15)	13 11	351 343	27 31	2 1	1 0	13 10	0 0	0 1	0 0
Denver at LAC (10/22)	13 12	301 357	23 30	6 4	0 0	12 11	0 0	1 1	0 0
Denver at K.C. (10/30)									
Denver at Phi. (11/5)									
Denver vs. N.E. (11/12)									
Denver vs. Cin. (11/19)									
Denver at Oak. (11/26)									
Denver at Mia. (12/3)									
Denver vs. NYJ (12/10)									
Denver at Ind. (12/14)									
Denver at Was. (12/24)									
Denver vs. K.C. (12/31)									
DENVER TOTAL	74	1964	162	19	4	54	0	7	0
OPPONENT TOTAL	71	2310	196	12	2	56	0	9	0

DENVER BRONCOS 2017 SEASON GOAL-TO-GO CHART

Game	Pos.	TD BREAKDOWN			SCORING EFFICIENCY			FAILED			
		TDs	Run	Pass	TD%	FGs	Score%	MFG	DWN	TO	EOH
Denver	3	2	1	1	66.7%	1	100.0%	0	0	0	0
vs. LAC (9/11)	1	1	0	1	100.0%	0	100.0%	0	0	0	0
Denver	3	3	0	3	100.0%	0	100.0%	0	0	0	0
vs. Dal. (9/17)	2	1	0	1	100.0%	0	50.0%	0	1	0	0
Denver	0	0	0	0	0.0%	0	0.0%	0	0	0	0
at Buf. (9/24)	3	2	0	2	66.7%	1	100.0%	0	0	0	0
Denver	2	0	0	0	0.0%	1	50.0%	1	0	0	0
vs Oak. (10/1)	0	0	0	0	0.0%	0	0.0%	0	0	0	0
Denver	2	0	0	0	0.0%	1	50.0%	0	1	0	0
vs. NYG (10/15)	1	0	0	0	0.0%	1	100.0%	0	0	0	0
Denver	0	0	0	0	0.0%	0	0.0%	0	0	0	0
at LAC (10/22)	2	1	0	1	100.0%	0	100.0%	0	1	0	0
Denver											
at K.C. (10/30)											
Denver											
at Phi. (11/5)											
Denver											
vs. N.E. (11/12)											
Denver											
vs. Cin. (11/19)											
Denver											
at Oak. (11/26)											
Denver											
at Mia. (12/3)											
Denver											
vs. NYG (12/10)											
Denver											
at Ind. (12/14)											
Denver											
at Was. (12/24)											
Denver											
vs. K.C. (12/31)											
DENVER TOTAL	10	5	1	4	62.5%	3	60.0%	1	1	0	0
OPPONENT TOTAL	9	5	0	5	61.1%	2	75.0%	0	2	0	0

DENVER BRONCOS 2017 SEASON RED ZONE CHART

Game	Pos.	TD BREAKDOWN			SCORING EFFICIENCY			FAILED			
		TDs	Run	Pass	TD%	FGs	Score%	MFG	DWN	TO	EOH
Denver	5	3	1	2	60.0%	1	80.0%	1	0	0	0
vs. LAC(9/11)	2	2	0	2	100.0%	0	100.0%	0	0	0	0
Denver	4	4	0	4	100.0%	0	100.0%	0	0	0	0
vs. Dal. (9/17)	3	1	0	1	33.3%	0	33.3%	0	1	1	0
Denver	3	1	1	0	33.3%	2	100.0%	0	0	0	0
at Buf. (9/24)	3	2	0	2	66.7%	1	100.0%	0	0	0	0
Denver	4	0	0	0	0.0%	3	75.0%	1	0	0	0
vs. Oak. (10/1)	0	0	0	0	0.0%	0	0.0%	0	0	0	0
Denver	4	1	0	1	25.0%	1	50.0%	1	1	0	0
vs. NYG (10/15)	2	1	0	1	50.0%	1	100.0%	0	0	0	0
Denver	1	0	0	0	0.0%	0	0.0%	0	1	0	0
at LAC (10/22)	2	1	0	1	100.0%	0	50.0%	0	1	0	0
Denver											
at K.C. (10/30)											
Denver											
at Phi. (11/5)											
Denver											
vs. N.E. (11/12)											
Denver											
vs. Cin. (11/19)											
Denver											
at Oak. (11/26)											
Denver											
at Mia. (12/3)											
Denver											
vs. NYJ (12/10)											
Denver											
at Ind. (12/14)											
Denver											
at Was. (12/24)											
Denver											
vs. K.C. (12/31)											
DENVER TOTAL	21	9	2	7	43.7%	7	69.0%	3	2	0	0
OPPONENT TOTAL	12	7	0	7	58.3%	2	63.9%	0	2	1	0

DENVER BRONCOS 2017 SEASON LEADERS BY CATEGORY

Category	Player	AFC Rank	AFC Leader	NFL Rank	NFL Leader
Scoring	Brandon McManus - 36	T-14th	Ryan Succuop, Ten. - 74	T-28th	Greg Zuerlein, LAR - 84
Rushing Yards	C.J. Anderson - 391	6th	Kareem Hunt, K.C. - 717	12th	Kareem Hunt, K.C. - 717
Passing Yards	Trevor Siemian - 1,471	6th	Tom Brady, N.E. - 2,208	16th	Tom Brady, N.E. - 2,208
Passer Rating	Trevor Siemian - 82.5	11th	Alex Smith, K.C. - 120.5	24th	Alex Smith, K.C. - 120.5
Receiving Yards	Demaryius Thomas - 389	10th	Antonio Brown, Pit. - 765	19th	Antonio Brown, Pit. - 765
Receptions	Demaryius Thomas - 30	T-14th	Antonio Brown, Pit. - 52	T-26th	Antonio Brown, Pit. - 52
Gross Punting Avg	Riley Dixon - 45.0	12th	Marquette King, Oak. - 52.3	21st	Marquette King, Oak. - 52.3
Net Punting Avg	Riley Dixon - 38.4	14th	Marquette King, Oak. - 47.1	28th	Marquette King, Oak. - 47.1
Interceptions	Four tied - 1	T-23rd	Two Tied - 4	T-38th	Two tied - 4
Sacks	Von Miller - 7	4th	Calais Campbell, Jac. - 10	7th	Calais Campbell, Jac. - 10
Kickoff Ret. Avg	Brednan Langley - 33.6	1st	Brednan Langley - 33.6	2nd	Corey Clement, Phil. - 35.0
Punt Ret. Avg	Isaiah McKenzie - 9.9	10th	Michael Campanaro, Bal. - 13.8	17th	Jamal Agnew, Det. - 23.7

HOW THE BRONCOS RANK IN THE AFC AND NFL — 2017 SEASON

Offense	Total	AFC Rank	AFC Leader	NFL Rank	NFL Leader
Points Per Game	Denver - 18.0	12th	Kansas City - 29.6	24th	Los Angeles Rams - 30.3
Total Yards Per Game	Denver - 338.0	6th	New England - 410.7	15th	New England - 410.7
Yards Per Play	Denver - 5.03	10th	Kansas City - 6.5	20th	Kansas City - 6.4
Rushing Yards Per Game	Denver - 114.5	7th	Jacksonville - 169.0	15th	Jacksonville - 169.0
Net Passing Yds. Per Game	Denver - 223.5	5th	New England - 300.0	15th	Tampa Bay - 312.3
Interceptions (fewest)	Denver - 7	T-10th	Kansas City - 0	T-23rd	Kansas City - 0
First Downs Per Game	Denver - 19.5	8th	New England - 24.3	18th	New England - 24.3
Third-Down Efficiency	Denver - 39.6%	5th	New England - 45.7%	16th	Philadelphia - 50.5%
Fourth-Down Efficiency	Denver - 0.0%	T-13th	Jacksonville - 80.0%	T-27th	Green Bay - 87.5%
Red-Zone Efficiency	Denver - 42.9%	14th	Houston - 65.0%	T-28th	Green Bay - 73.9%
Kickoff Ret. Avg.	Denver - 29.3	1st	Denver - 29.3	2nd	Los Angeles Rams - 29.8
Punt Ret. Avg.	Denver - 10.0	6th	Baltimore - 13.8	11th	Detroit - 22.6
Defense	Total	AFC Rank	AFC Leader	NFL Rank	NFL Leader
Points Per Game	Denver - 19.7	7th	Jacksonville - 15.7	9th	Jacksonville / Seattle - 15.7
Total Yards Per Game	Denver - 258.5	1st	Denver - 258.5	1st	Denver - 258.5
Yards Per Play	Denver - 4.5	2nd	Pittsburgh - 4.4	2nd	Pittsburgh - 4.4
Rushing Yards Per Game	Denver - 71.8	1st	Denver - 71.8	2nd	Philadelphia - 67.0
Net Passing Yds. Per Game	Denver - 186.7	5th	Pittsburgh - 147.0	6th	Pittsburgh - 147.0
Interceptions Thrown (most)	Denver - 4	T-12th	Jacksonville - 10	T-21st	Baltimore / Jacksonville - 10
First Downs Per Game	Denver - 14.3	1st	Denver - 14.3	1st	Denver - 14.3
Third-Down Efficiency	Denver - 26.3%	1st	Denver - 26.3%	2nd	Denver - 26.3%
Fourth-Down Efficiency	Denver - 27.7%	T-4th	Cleveland - 0.0%	T-9th	Four Teams - 0.0%
Red-Zone Efficiency	Denver - 58.3%	11th	Buffalo - 33.3%	22nd	Seattle - 28.6%
Kickoff Ret. Avg.	Denver - 25.2	12th	Cleveland - 12.2	25th	Cleveland - 12.2
Punt Ret. Avg.	Denver - 15.2	16th	Indianapolis - 4.5	32nd	San Francisco - 1.6

2017 DENVER BRONCOS WEEK-BY-WEEK NFL RANKINGS

Game	OFFENSE			DEFENSE		
	Total	Rush	Pass	Total	Rush	Pass
vs. Los Angeles Chargers (9/11)	14th (321.0)	5th (140.0)	19th (181.0)	9th (249.0)	T-10th (64.0)	13th (185.0)
vs. Dallas Cowboys (9/17)	12th (350.0)	1st (159.0)	21st (191.5)	4th (285.5)	4th (52.0)	4th (206.5)
at Buffalo Bills (9/24)	11th (355.7)	3rd (143.0)	212.7 (20th)	4th (263.0)	1st (59.7)	11th (203.3)
vs. Oakland Raiders (10/1)	13th (341.3)	T-3rd (143.0)	23rd (198.3)	1st (260.8)	1st (50.8)	10th (210.0)
vs. New York Giants (10/15)	13th (341.3)	3rd (143.0)	24th (198.3)	1st (260.8)	1st (50.8)	11th (210.0)
at Los Angeles Chargers (10/22)	12th (355.4)	9th (123.6)	14th (231.8)	1st (261.8)	2nd (70.2)	6th (191.6)
at Kansas City Chiefs (10/30)						
at Philadelphia Eagles (11/5)						
vs. New England Patriots (11/12)						
vs. Cincinnati Bengals (11/19)						
at Oakland Raiders (11/26)						
at Dolphins (12/3)						
vs. New York Jets (12/10)						
at Indianapolis Colts (12/14)						
at Redskins (12/24)						
vs. Kansas City Chiefs (12/31)						

BRONCOS 2017 SEASON 100-YARD RUSHING AND RECEIVING / 300-YARD PASSING GAMES

100-YARD RUSHING GAMES

BRONCOS							OPPONENTS						
GAME	Player	Att.	Yds.	Avg.	LG	TDs	GAME	Player	Att.	Yds.	Avg.	LG	TDs
vs. LAC (9/11)	-	-	-	-	-	-	vs. LAC (9/11)	-	-	-	-	-	-
vs. Dal. (9/17)	C. Anderson	25	118	4.7	28	1	vs. Dal. (9/17)	-	-	-	-	-	-
at Buf. (9/24)	-	-	-	-	-	-	at Buf. (9/24)	-	-	-	-	-	-
vs. Oak. (10/1)	-	-	-	-	-	-	vs. Oak. (10/1)	-	-	-	-	-	-
BYE WEEK	-	-	-	-	-	-	BYE WEEK	-	-	-	-	-	-
vs. NYG (10/15)	-	-	-	-	-	-	vs. NYG (10/15)	O. Darkwa	21	117	5.6	47	0
at LAC (10/22)	-	-	-	-	-	-	at LAC (10/22)	-	-	-	-	-	-
at K.C. (10/22)	-	-	-	-	-	-	at K.C. (10/22)	-	-	-	-	-	-
at Phi. (11/5)	-	-	-	-	-	-	at Phi. (11/5)	-	-	-	-	-	-
vs. N.E. (11/12)	-	-	-	-	-	-	vs. N.E. (11/12)	-	-	-	-	-	-
vs. Cin. (11/19)	-	-	-	-	-	-	vs. Cin. (11/19)	-	-	-	-	-	-
at Oak. (11/26)	-	-	-	-	-	-	at Oak. (11/26)	-	-	-	-	-	-
at Mia. (12/3)	-	-	-	-	-	-	at Mia. (12/3)	-	-	-	-	-	-
vs. NYJ (12/10)	-	-	-	-	-	-	vs. NYJ (12/10)	-	-	-	-	-	-
at Ind. (12/14)	-	-	-	-	-	-	at Ind. (12/14)	-	-	-	-	-	-
at Was. (12/24)	-	-	-	-	-	-	at Was. (12/24)	-	-	-	-	-	-
vs. K.C. (12/31)	-	-	-	-	-	-	vs. K.C. (12/31)	-	-	-	-	-	-

100-YARD RECEIVING GAMES

BRONCOS							OPPONENTS						
GAME	Player	Rec.	Yds.	Avg.	LG	TDs	GAME	Player	Rec.	Yds.	Avg.	LG	TDs
vs. LAC (9/11)	-	-	-	-	-	-	vs. LAC (9/11)	-	-	-	-	-	-
vs. Dal. (9/17)	-	-	-	-	-	-	vs. Dal. (9/17)	-	-	-	-	-	-
at Buf. (9/24)	-	-	-	-	-	-	at Buf. (9/24)	-	-	-	-	-	-
vs. Oak. (10/1)	-	-	-	-	-	-	vs. Oak. (10/1)	-	-	-	-	-	-
BYE WEEK	-	-	-	-	-	-	BYE WEEK	-	-	-	-	-	-
vs. NYG (10/15)	D. Thomas	10	133	13.3	40	0	vs. NYG (10/15)	-	-	-	-	-	-
at LAC (10/22)	-	-	-	-	-	-	at LAC (10/22)	-	-	-	-	-	-
at K.C. (10/22)	-	-	-	-	-	-	at K.C. (10/22)	-	-	-	-	-	-
at Phi. (11/5)	-	-	-	-	-	-	at Phi. (11/5)	-	-	-	-	-	-
vs. N.E. (11/12)	-	-	-	-	-	-	vs. N.E. (11/12)	-	-	-	-	-	-
vs. Cin. (11/19)	-	-	-	-	-	-	vs. Cin. (11/19)	-	-	-	-	-	-
at Oak. (11/26)	-	-	-	-	-	-	at Oak. (11/26)	-	-	-	-	-	-
at Mia. (12/3)	-	-	-	-	-	-	at Mia. (12/3)	-	-	-	-	-	-
vs. NYJ (12/10)	-	-	-	-	-	-	vs. NYJ (12/10)	-	-	-	-	-	-
at Ind. (12/14)	-	-	-	-	-	-	at Ind. (12/14)	-	-	-	-	-	-
at Was. (12/24)	-	-	-	-	-	-	at Was. (12/24)	-	-	-	-	-	-
vs. K.C. (12/31)	-	-	-	-	-	-	vs. K.C. (12/31)	-	-	-	-	-	-

300-YARD PASSING GAMES

BRONCOS							OPPONENTS						
GAME	Player	Cmp.-Att.	Yds.	TDs	INTs	Rtg.	GAME	Player	Cmp.-Att.	Yds.	TDs	INTs	Rtg.
vs. LAC (9/11)	-	-	-	-	-	-	vs. LAC (9/11)	-	-	-	-	-	-
vs. Dal. (9/17)	-	-	-	-	-	-	vs. Dal. (9/17)	-	-	-	-	-	-
at Buf. (9/24)	-	-	-	-	-	-	at Buf. (9/24)	-	-	-	-	-	-
vs. Oak. (10/1)	-	-	-	-	-	-	vs. Oak. (10/1)	-	-	-	-	-	-
BYE WEEK	-	-	-	-	-	-	BYE WEEK	-	-	-	-	-	-
vs. NYG (10/15)	T. Siemian	29-50	376	1	2	71.8	vs. NYG (10/15)	-	-	-	-	-	-
at LAC (10/22)	-	-	-	-	-	-	at LAC (10/22)	-	-	-	-	-	-
at K.C. (10/22)	-	-	-	-	-	-	at K.C. (10/22)	-	-	-	-	-	-
at Phi. (11/5)	-	-	-	-	-	-	at Phi. (11/5)	-	-	-	-	-	-
vs. N.E. (11/12)	-	-	-	-	-	-	vs. N.E. (11/12)	-	-	-	-	-	-
vs. Cin. (11/19)	-	-	-	-	-	-	vs. Cin. (11/19)	-	-	-	-	-	-
at Oak. (11/26)	-	-	-	-	-	-	at Oak. (11/26)	-	-	-	-	-	-
at Mia. (12/3)	-	-	-	-	-	-	at Mia. (12/3)	-	-	-	-	-	-
vs. NYJ (12/10)	-	-	-	-	-	-	vs. NYJ (12/10)	-	-	-	-	-	-
at Ind. (12/14)	-	-	-	-	-	-	at Ind. (12/14)	-	-	-	-	-	-
at Was. (12/24)	-	-	-	-	-	-	at Was. (12/24)	-	-	-	-	-	-
vs. K.C. (12/31)	-	-	-	-	-	-	vs. K.C. (12/31)	-	-	-	-	-	-

DENVER BRONCOS 2017 SEASON BIG-PLAY LOG

BRONCOS RUSHING (10+Yards)				
Game	Qtr.	Time	Yards	Player
vs. LAC (9/11)	1	9:05	11	C. Anderson
	2	8:40	18	C. Anderson
	3	6:58	12	Charles
vs. Dal. (9/17)	1	3:51	28	C. Anderson
	2	3:50	14	Charles
	3	6:23	23t	C. Anderson
at Buf. (9/24)	2	10:59	32	C. Anderson
	2	10:33	12	Charles
	3	11:34	19	Charles
	4	11:20	12	Charles
vs. Oak. (10/1)	1	4:44	16	Charles
	3	12:09	40	C. Anderson
	3	7:13	12	C. Anderson
vs. NYG (10/15)		None		
at LAC (10/22)	3	2:37	11	C. Anderson

BRONCOS PASSING (20+Yards)				
Game	Qtr.	Time	Yards	QB/Receiver
vs. LAC (9/11)	1	8:20	20	Siemian/Heuerman
	3	12:51	29	Siemian/Thomas
	3	4:46	20	Siemian/Sanders
	4	7:00	44	Siemian/Green
vs. Dal. (9/17)	1	11:59	27	Siemian/Thomas
	1	11:23	25	Siemian/Sanders
at Buf. (9/24)	1	9:14	29	Siemian/Sanders
	1	5:13	20	Siemian/Fowler
	2	2:51	20	Siemian/Sanders
	2	1:32	21	Siemian/Thomas
	4	13:45	23	Siemian/Thomas
	4	2:44	29	Siemian/Thomas
vs. Oak. (10/1)	1	8:46	29	Siemian/Derby
	1	8:19	22t	Siemian/Derby
vs. NYG (10/15)	1	2:36	33	Siemian/Sanders
	2	7:06	24	Siemian/Green
	2	5:26	40	Siemian/Thomas
	3	8:08	24	Siemian/Thomas
	4	11:44	21	Siemian/Thomas
	4	6:03	23	Siemian/Booker
at LAC (10/22)	4	0:19	29	Siemian/Booker
	1	13:42	23	Siemian/Derby

DENVER BRONCOS 2017 OPPONENT SEASON BIG-PLAY LOG

OPPONENT RUSHING (10+Yards)				
Game	Qtr.	Time	Yards	Player
vs. LAC (9/11)	1	12:30	21	Gordon
	1	1:07	10	Gordon
vs. Dal. (9/17)		None		
at Buf. (9/24)	3	13:29	10	Tolbert
vs. Oak. (10/1)		None		
vs. NYG (10/15)	2	14:28	47	Darkwa
	3	15:00	14	Darkwa
	4	8:23	15	Darkwa
	4	3:19	19	Darkwa
at LAC (10/22)	4	12:35	11	Ekeler
	4	7:58	21	Gordon

OPPONENT PASSING (20+Yards)				
Game	Qtr.	Time	Yards	QB/Receiver
vs. LAC (9/11)	4	7:07	38t	Rivers/Benjamin
vs. Dal. (9/17)	4	14:32	28t	Prescott/Witten
at Buf. (9/24)	2	15:00	28	Taylor/Matthews
	2	14:07	28	Taylor/Clay
	3	7:40	31	Taylor/O'Leary
	3	6:54	25	Taylor/Matthews
vs. Oak. (10/1)	2	4:33	20	Carr/Richard
	2	3:46	64t	Carr/Holton
	4	8:03	28	Manuel/Cook
	4	7:30	22	Manuel/Roberts
vs. NYG (10/15)	1	8:56	26	Manning/Engram
	3	10:13	21	Manning/Engram
at LAC (10/22)	1	13:31	34	Rivers/Henry
	4	5:51	42t	Rivers/Benjamin

DENVER BRONCOS 2017 TAKEAWAY CHART

GAME	W/L	+/-	BRONCOS				OPPONENTS			
			INT	FUM	Total	Pts.	INT	FUM	Total	Pts.
vs. LAC (9/11)	W	-1	1	0	1	7	1	1	2	14
vs. Dal (9/17)	W	EVEN	2	0	2	14	1	1	2	14
at Buf. (9/24)	L	-2	0	0	0	0	2	0	2	3
vs. Oak. (10/1)	W	+1	1	0	1	0	0	0	0	0
vs. NYG (10/15)	L	-3	0	0	0	0	2	1	3	7
at LAC (10/22)	L	-3	0	0	0	0	1	2	3	7
at K.C. (10/30)										
at Phi. (11/5)										
vs. N.E. (11/12)										
vs. Cin. (11/19)										
at Oak. (11/26)										
at Mia. (12/3)										
vs. NYJ (12/10)										
at Ind. (12/14)										
at Was. (12/24)										
vs. K.C. (12/31)										
TOTALS	3-3	-8	4	0	4	21	7	5	12	45

DENVER BRONCOS 2017 TURNOVER LOG (-8)

TAKEAWAYS (4 TOT., 4 INT, 0 FUM, 21 pts.)						
Game	Qtr.	Time	Takeaway	Player	Field Pos.	Pts.
vs. LAC (9/11)	3	13:33	Interception	Roby	LAC 43	7
vs. Dal. (9/17)	3	6:41	Interception	Harris Jr.	DAL 23	7
	4	1:12	Interception	Talib	TD	7
at Buf. (9/24)				None		
vs. Oak. (10/1)	4	1:56	Interception	Simmons	DEN 8	0
vs. NYG (10/15)				None		
at LAC (10/22)				None		
BRONCOS TAKEAWAY LEADERS						
Player	INT	FUM	Totals	Pts.		
Roby	1	0	1	7		
Talib	1	0	1	7		
Harris	1	0	1	7		
Simmons	1	0	1	0		
TOTALS	4	0	4	21		

GIVEAWAYS (12 TOT., 7 INT, 5 FUM, 45 pts.)						
Game	Qtr.	Time	Giveaway	Player	Field Pos.	Pts.
vs. LAC (9/11)	4	10:44	Interception	Siemian	DEN 43	7
	4	7:22	Fumble	Charles	DEN 38	7
vs. Dal. (9/17)	2	13:35	Fumble	Siemian	DEN 3	7
	3	2:10	Interception	Siemian	DEN 39	7
at Buf. (9/24)	3	5:21	Interception	Siemian	DEN 32	0
	4	10:55	Interception	Siemian	BUF 38	3
vs. Oak. (10/1)				None		
vs. NYG (10/15)	2	9:21	Interception	Siemian	NYG 35	0
	2	1:01	Interception	Siemian	TD	7
	4	15:00	Fumble	Thomas	NYG 39	0
at LAC (10/22)	1	13:42	Fumble	Derby	DEN 45	0
	2	4:09	Fumble	Siemian	LAC 38	0
	4	12:49	Interception	Siemian	LAC 8	7
BRONCOS GIVEAWAY LEADERS						
Player	INT	FUM	Totals	Pts.		
Siemian	7	2	9	38		
Charles	0	1	1	7		
Derby	0	1	1	0		
Thomas	0	1	1	0		
TOTALS	7	5	12	45		

2017 SEASON INDIVIDUAL GAME-BY-GAME STATISTICS — OPPONENTS LEADERS

Game	SCORING		RUSHES		RUSH YDS		RECEPTIONS		REC. YDS	
	vs. LAC (9/11)	Three Players	6	M. Gordon	18	M. Gordon	54	Three Players	5	Ty. Williams
vs. Dal. (9/17)	Two Players	6	E. Elliott	9	D. Prescott	24	D. Bryant	7	J. Witten	97
at Buf. (9/24)	S. Hauschka	14	M. Tolbert	14	M. Tolbert	41	L. McCoy	7	J. Matthews	61
vs. Oak. (10/1)	J. Holton	6	M. Lynch	9	M. Lynch	12	C. Patterson	6	J. Holton	64
vs. NYG (10/15)	A. Rosas	11	O. Darkwa	21	O. Darkwa	117	E. Engram	5	E. Engram	82
at LAC (10/22)	T. Benjamin	12	M. Gordon	18	M. Gordon	38	H. Henry	4	H. Henry	73
at K.C. (10/30)										
at Phi. (11/5)										
vs. N.E. (11/12)										
vs. Cin. (11/19)										
at Oak. (11/26)										
at Mia. (12/3)										
vs. NYJ (12/10)										
at Ind. (12/14)										
at Was. (12/24)										
vs. K.C. (12/31)										
AVERAGE		9.2		14.8		47.7		5.7		71.8
Game	TACKLES		SACKS		INTS		PASSES DEF.		ST. TACKLES	
	vs. LAC (9/11)	J. Brown	14	Two Players	1.5	A. Phillips	1	Five Players	1	Four Players
vs. Dal. (9/17)	J. Smith	10	D. Lawrence	2.0	J. Lewis	1	Three Players	1	J. Heath	2
at Buf. (9/24)	P. Brown	10	Three Players	1.0	Two Players	1	T. White	4	Two Players	2
vs. Oak. (10/1)	C. James	10	K. Mack	2.0	-	-	R. Nelson	1	Five Players	1
vs. NYG (10/15)	J. Pierre-Paul	8	J. Pierre-Paul	3.0	Two Players	1	E. Apple	3	D. Deayon	2
at LAC (10/22)	J. Addae	9	Two Players	2.0	C. Hayward	1	Five Players	1	M. Davis	3
at K.C. (10/30)										
at Phi. (11/5)										
vs. N.E. (11/12)										
vs. Cin. (11/19)										
at Oak. (11/26)										
at Mia. (12/3)										
vs. NYJ (12/10)										
at Ind. (12/14)										
at Was. (12/24)										
vs. K.C. (12/31)										
AVERAGE		10.2		1.9		0.8		1.8		1.8
Game	PUNT RET.		PR YDS		KICKOFF RET.		KOR YDS		PUNTS	
	vs. LAC (9/11)	T. Benjamin	1	T. Benjamin	-3	-	-	-	D. Kaser	5
vs. Dal. (9/17)	R. Switzer	1	R. Switzer	19	-	-	-	C. Jones	5	
at Buf. (9/24)	B. Tate	2	B. Tate	20	B. Tate	2	B. Tate	41	C. Schmidt	5
vs. Oak. (10/1)	J. Richard	2	J. Richards	8	C. Patterson	2	C. Paterson	70	M. King	6
vs. NYG (10/15)	E. Eagan	1	E. Eagan	1	-	-	-	-	B. Wing	6
at LAC (10/22)	T. Benjamin	3	T. Benjamin	88	-	-	-	-	D. Kaser	8
at K.C. (10/30)										
at Phi. (11/5)										
vs. N.E. (11/12)										
vs. Cin. (11/19)										
at Oak. (11/26)										
at Mia. (12/3)										
vs. NYJ (12/10)										
at Ind. (12/14)										
at Was. (12/24)										
vs. K.C. (12/31)										
AVERAGE		1.7		21.2		0.7		18.5		5.8

2017 SEASON INDIVIDUAL GAME-BY-GAME STATISTICS — BRONCOS LEADERS

Game	SCORING		RUSHES		RUSH YDS		RECEPTIONS		REC. YDS	
	vs. LAC (9/11)	B. Fowler	12	C. Anderson	20	C. Anderson	81	D. Thomas	5	D. Thomas
vs. Dal. (9/17)	E. Sanders	12	C. Anderson	25	C. Anderson	118	Two Players	6	D. Thomas	71
at Buf. (9/24)	B. McManus	9	J. Charles	9	J. Charles	56	E. Sanders	7	D. Thomas	98
vs. Oak. (10/1)	B. McManus	12	C. Anderson	20	C. Anderson	95	A. Derby	4	A. Derby	75
vs. NYG (10/15)	J. Heuerman	6	C. Anderson	9	J. Charles	19	D. Thomas	10	D. Thomas	133
at LAC (10/22)	-		C. Anderson	10	C. Anderson	44	A. Derby	6	A. Derby	66
at K.C. (10/30)										
at Phi. (11/5)										
vs. N.E. (11/12)										
vs. Cin. (11/19)										
at Oak. (11/26)										
at Mia. (12/3)										
vs. NYJ (12/10)										
at Ind. (12/14)										
at Was. (12/24)										
vs. K.C. (12/31)										
AVERAGE		8.5		15.5		68.3		6.3		85.0
Game	TACKLES		SACKS		INTS		PASSES DEF.		ST. TACKLES	
	vs. LAC (9/11)	B. Marshall	8	S. Barrett	1.0	B. Roby	1	B. Roby	2	C. Latimer
vs. Dal. (9/17)	Two Players	7	V. Miller	2.0	Two Players	2	A. Talib	3	C. Kreiter	1
at Buf. (9/24)	Two Players	10	Four Players	1.0	-		Three Players	1	Four Players	1
vs. Oak. (10/1)	D. Stewart	7	Three Players	1.0	J. Simmons	1	J. Simmons	2	Z. Anderson	2
vs. NYG (10/15)	J. Simmons	11	Three Players	1.0	-		J. Simmons	2	Two Players	1
at LAC (10/22)	T. Davis	10	V. Miller	2.0	-		B. Roby	2	R. Dixon	1
at K.C. (10/30)										
at Phi. (11/5)										
vs. N.E. (11/12)										
vs. Cin. (11/19)										
at Oak. (11/26)										
at Mia. (12/3)										
vs. NYJ (12/10)										
at Ind. (12/14)										
at Was. (12/24)										
vs. K.C. (12/31)										
AVERAGE		8.8		1.3		0.7		2.0		1.1
Game	PUNT RET.		PR YDS		KICKOFF RET.		KOR YDS		PUNTS	
	vs. LAC (9/11)	I. McKenzie	3	I. McKenzie	48	C. Latimer	1	C. Latimer	36	R. Dixon
vs. Dal. (9/17)	I. McKenzie	2	I. McKenzie	20	C. Latimer	1	C. Latimer	25	R. Dixon	3
at Buf. (9/24)	I. McKenzie	1	I. McKenzie	16	C. Latimer	3	C. Latimer	81	R. Dixon	3
vs. Oak. (10/1)	I. McKenzie	5	I. McKenzie	38	I. McKenzie	1	I. McKenzie	12	R. Dixon	6
vs. NYG (10/15)	I. McKenzie	3	I. McKenzie	17	B. Langley	2	B. Langley	75	R. Dixon	3
at LAC (10/22)	H. Sharp	5	H. Sharp	55	B. Langley	3	B. Langley	93	R. Dixon	8
at K.C. (10/30)										
at Phi. (11/5)										
vs. N.E. (11/12)										
vs. Cin. (11/19)										
at Oak. (11/26)										
at Mia. (12/3)										
vs. NYJ (12/10)										
at Ind. (12/14)										
at Was. (12/24)										
vs. K.C. (12/31)										
AVERAGE		3.2		32.3		1.8		53.7		4.3

2017 DENVER BRONCO MISCELLANEOUS STATISTICS (Won 3, Lost 3)



DRIVE ENGINEERING

Quarterback	Drives Started	Drives Ended By										Points Yielded	Pts./ Drive	Quarterback Drive Efficiency*		Directing Offense**			
		TD	FG	FGA	PNT DWN	TRN	SAF	CLK	RPL	Yds	Plays			Yards	Avg.	3 & Out			
T. SIEMIAN	72	11	8	5	26	4	12	0	6	0	0	101	1.40	26.4%	36.4%	391	2014	5.2	22
B. OSWEILER	1	0	0	0	0	0	0	0	1	0	0	0	0.00	0.0%	0.0%	5	20	4.0	0
COLORADO	73	11	8	5	26	4	12	0	7	0	101	1.38	26.0%	36.4%	396	2034	5.1	22	
Opponents	71	11	9	2	35	7	4	0	3	(1)	104	1.46	28.2%	32.4%	342	1558	4.6	28	

(*—the second number is the percentage the quarterback has put his team in position to score, allowing for missed field goals and subtracting those drives ended by the clock and replaced due to injury. Quarterbacks who leave the game during a drive only get a replacement credit if team goes on to earn at least one first down. Blocked punts for safeties counted as drive ended by punt; **—does not include plays when not at helm or not truly setting a play in motion, i.e., muffed punts/kneeldowns/spiked balls: Siemian 5-for-1-5, Osweiler 2-for-1-1; Opponents 5-for-1-7). (3 & outs includes all drives without first downs, minus FGs and clock.)

KICKOFF ANALYSIS

Kicker	No. Opp.	Total	Ret.	FC	MF	NA	TB	EZ+	In20/25		TD	OB	OnS	SQB	FK	OSY-----		ASY-----		In Denver	
									All	Ret.						All	Ret.				
B. McMANUS	25	5	1	0	0	19	15	2/3	0	0	(1)	(0)	(0)	634	148	O25	O30	19	KO / 16	TB / 12	EZ+
Opponents	27	11	0	0	16	8	4/7	0	0	(0)	(1)	(0)	694	294	D26	D27	17	KO / 12	TB / 8	EZ+	

(KEY: MF—muffed; EZ+—through or over end zone; OSY—Opponent Cumulative Starting Yardlines; ASY—Average Starting Yardline; Ret—averages using returned kicks only. Onside (OnS), short squibs (SQB) and free kicks (FK) omitted in figuring the above (return counts could be off); out-of-bounds (OB) are not. Yardlines determined from spot of penalties. Returns on inside kicks/squibs are omitted from the above.)

FIRST DOWN TENDENCIES

Team	Rushing-----			Passing-----			Overall-----			Times Gained-----					Miscellany-----										
	Plays	Yards	Avg.	Plays	Yards	Avg.	Plays	Yards	Avg.	20+	10+	5+	2-	0	Neg.	TD	QBS	TO							
DENVER	81	261	3.2	132	711	5.4	91	473	5.2	6	24	4.0	403	2028	5.03	4.71	8	33	66	83	38	22	5	9	3
Opponents	73	273	3.7	72	461	6.4	145	734	5.06	9	24	50	80	37	13	5	7	1							

YARDS GAINED ANALYSIS

Team	1st Down-----			2nd Down-----			3rd Down-----			4th Down-----			Season-----		By Quarter-----					Plus Territory (50-in)---				
	Att	Yards	Avg.	Att	Yards	Avg.	Att	Yards	Avg.	Att	Yards	Avg.	Att	Yards	Avg.	1st	2nd	3rd	4th	OT	Att	Yards	Avg.	Pts
DENVER	174	820	4.7	132	711	5.4	91	473	5.2	6	24	4.0	403	2028	5.03	579	537	491	421	156	730	4.7	85
Opponents	145	734	5.1	111	496	4.5	80	310	3.9	11	11	1.0	347	1551	4.47	241	552	236	522	131	562	4.3	94

Drives In Opponent Territory (minus drives with 50+ scores or no plays): Denver 35/73 (47.9%, 20.9 ypd); Opponents 32/70 (45.7%, 17.6 ypd).

THIRD DOWN EFFICIENCY ANALYSIS

Team	3rd Down &: 1		2		3		4		5		6		7		8		9		10		11-14		15-19		20+		Rush		Pass		Second Half/OT		Total	Pct.	
	Att	Yards	Att	Yards	Att	Yards	Att	Yards	Att	Yards	Att	Yards	Att	Yards	Att	Yards	Att	Yards	Att	Yards	Att	Yards	Att	Yards	Att	Yards	Att	Yards	Att	Yards	Att	Yards			
DENVER	5	6	3	5	5	9	4	9	2	7	5	9	5	6	1	5	4	5	0	9	2	11	0	7	0	3	12	24	24	67	16	41	36	91	39.6
Opponents	3	5	4	7	0	5	1	4	1	7	5	13	1	2	1	3	2	5	1	7	2	13	0	9	0	0	5	16	16	64	9	426	21	80	26.3

OVERTIME: N/A. AVERAGE YARDS TO GO: Denver 7.6 (91/695); Opponents 8.0 (80/636).

DENVER DEFENSE: 7 QB sacks (38 yards), 1 INT (0 TD), 0 FR. OPPONENT DEFENSE: 5 QB sacks (54 yards), 2 INT (1 TD), 2 FR.

SECOND DOWN EFFICIENCY: Denver 35-132 (26.5; 1-4 yds: 18-24); Opponent 24-111 (21.6; 1-4 yds: 11-22)

TURNOVER ANALYSIS

DENVER's 12 turnovers have led to 45 Opponent points: 6 TD, 1 FG; 38.1% of Opponents' total points (118).

BY QTR (12): 1 / 4 / 2 / 5 (0 OT)

OPPONENTS' 4 turnovers have led to 21 Denver points: 3 TD, 0 FG; 19.4% of Denver's total points (108).

BY QTR (4): 0 / 1 / 2 / 1 (0 OT)

AVERAGE STARTING FIELD POSITION

	Denver	Opponent
Drives Started	73	71
Cumulative Starting Yardlines	1964	2310
Average Field Position	D27	O33
Drives Started In Plus Territory	6	10
Scores/TD,FG	3/2,1	7/4,3
FGA/Punts/Downs	1/0/1	0/1/1
Turnovers/Clock/Ran Out Clock	1/0/0	1/0/0
Drives Started Inside Own 20/At Own 20	25 (21/4)	14 (12/2)
Points Scored (TD/FG)	23 (2/3)	17 (2/1)
Drives Started Inside Opponent 20 (Pts)	1 (0)	1 (7)

FIRST DOWNS EARNED

Player	Rush	Pass	Rec.	---	Total	(3/4)
T. SIEMIAN	5	68	0	---	73	(28)
C. ANDERSON	19	0	2	---	21	(5)
D. THOMAS	0	0	18	---	18	(8)
E. SANDERS	0	0	15	---	15	(3)
J. CHARLES	11	0	1	---	12	(4)
B. FOWLER	0	0	9	---	9	(5)
A. DERBY	0	0	8	---	8	(2)
M. BOOKER	1	0	4	---	5	(2)
V. GREEN	0	0	4	---	4	(1)
J. HEUERMAN	0	0	3	---	2	(1)
A. JANOVICH	1	0	1	---	2	(1)
J. TAYLOR	0	0	2	---	2	(0)
C. LATIMER	0	0	1	---	1	(0)

(3/4—first downs earned on third and fourth down plays.)

SCORING PERCENTAGE INSIDE-THE-20 (RED ZONE)

	Denver	Opponent
Times Penetrated Opponent 20	21	12
Total Scores	16	9
Touchdowns (Rush/Pass)	9 (2/7)	7 (0/7)
Field Goals-Attempts	5-8	2-2
Turnovers/Downs/Punts/Clock	1/3/0/0	1/2/0/0
Scores From The 20 & Outside/TD,FG	3/2,1	11/4,7
Total Red Zone Plays-Yards	50-90/1.8	24-69/2.9
Third Down Efficiency	4-14/28.6	2-5/40.0
Fourth Down Efficiency	0-1/0.0	0-1/0.0
Overall Scoring Percentage	76.2	75.0
TD Percentage	42.9	58.3
#—Ran Out Clock Not Trying To Score	0	0

(#—not included in total count or any stats above once choice is made.)

TRUE QUARTERBACK RUSHING

Player	Att.	Yds	Avg.	K-downs	Abort	Adjusted-----	Spiked	Ps	
T. SIEMIAN	21	69	3.3	5(-5)	0	16	74	4.6	0
B. OSWEILER	1	1	-1.0	1(-1)	0	0	0	0.0	1

YARDS LOST DUE TO PENALTIES

	Denver	Opponent
Times Penalized After Offensive Gain/Score	11	6
Yards Lost Due To Penalties	164	59
Touchdowns Called Back	1	0
Field Goals Called Back	0	0
First Downs Lost	5	2

GOAL-TO-GO SITUATIONS

Team	Summary-----							GTG Plays-----				
	Total*	TD	FG	FGA	DWN	TO	CLK	Plays	TDs	Pct.	TD	Pct.
DENVER	10	5	3	1	1	0	0	28	5	17.9	50.0	
OPPONENTS	9	5	2	0	1	1	0	22	5	22.7	55.6	

(*—does not include purposely running out the clock: Denver 0, Opponent 0.)

TIME SPENT IN THE LEAD

	Denver	Tied	Opponent
6 Games (360:00 total time)	155:04	78:00	126:56
Percentage	43.1	21.7	35.2

Denver has led in 4 games.
Opponent has led in 3 games.

EXPANDED PUNTING

Player	Punts	Yards	Avg.	No. Ret.	Return Yards	Avg. Return	Long	Pct. Returned	Not Returned	Net Avg.	Own 25 & Inside				Plus Terr.		Adjusted 50 & Out								
											In	20/15/10/5	TB	FC	60+	50+	No.	Yds	Avg.	No.	Yds	Avg.			
R. DIXON	26	1171	45.04	10	152	15.2	65t	61.5	38.42	8	4	2	1	10	0	6	13	564	43.4	2	82	(1)	24	1089	45.4



Denver 24, L.A. Chargers 21

Monday, Sept. 11, 2017 • 8:20 p.m. MDT • Sports Authority Field at Mile High • Denver

WEATHER: Mostly Cloudy, 73°, Wind SW 12 mph • **TIME:** 2:54 • **ATTENDANCE:** 76,324

Vance Joseph became the 12th head coach in Denver Broncos history to win his regular-season debut after his team defeated the Los Angeles Chargers 24-21 in front of 76,324 fans at Sports Authority Field at Mile High.

The Broncos took a 24-7 lead into the fourth quarter and sustained a Chargers rally to hold on for the three-point win. A blocked field goal by defensive end Shelby Harris with five seconds remaining sealed the victory for the home team.

Denver quarterback Trevor Siemian completed 17-of-28 passes (60.7%) for 219 yards with two touchdowns and one interception (94.2 rtg.) while accounting for 19 more yards and a score on six rushes.

The Broncos' defense, which allowed just one sustained scoring drive on the night, yielded just 249 yards and held the Chargers to 3-of-12 (25.0%) on third downs.

Denver scored the initial points of the game on its second drive after Siemian found wide receiver Bennie Fowler III in the end zone for a 5-yard touchdown pass.

The Chargers answered on the next possession converting two of their three third downs during the game—including one on a 40-yard defensive pass interference penalty—as quarterback Phillip Rivers found running back Melvin Gordon for an 11-yard touchdown pass.

Siemian put the Broncos ahead again on a 1-yard touchdown run to give Denver a 14-7 lead at halftime.

Broncos cornerback Bradley Roby intercepted a pass from Rivers on the Chargers' first drive of the second half to set Denver up near midfield.

Siemian capped the ensuing possession with his second touchdown pass to Fowler III—a 6-yarder to make the score 21-7.

Denver's next drive spanned 14 plays and took more than a half quarter. Kicker Brandon McManus capitalized for the Broncos with a 20-yard field goal as time expired in the third quarter to put the home team ahead 24-7.

The Broncos stopped the Chargers on fourth down near midfield early in the fourth quarter and appeared poised to seal the game before a pair of turnovers halted their momentum.

Chargers safety Adrian Phillips intercepted a wide receiver screen pass from Siemian and cornerback Casey Hayward recovered a fumble from Broncos running back Jamaal Charles on back-to-back possessions. Eight plays and two touchdowns later, the visitors cut Denver's lead to 24-21.

After McManus missed a 50-yard field goal attempt, the Chargers had a chance to send the game into overtime with a field goal of their own. Rookie Younghoe Koo's 44-yard attempt was blocked by Harris to give Denver's win.

OFFICIALS:

Referee — Terry McAulay (77); **Umpire** — Steven Woods (54); **Head Linesman** — Jerry Bergman (91); **Line Judge** — Carl Johnson (101); **Side Judge** — Jonah Monroe (120); **Field Judge** — Michael Banks (72); **Back Judge** — Rich Martinez (39); **Replay** — Earnie Frantz

DENVER BRONCOS

OFFENSE		DEFENSE	
WR	88 D. Thomas	DE	95 D. Wolfe
LT	72 G. Bolles	NT	94 D. Peko Sr.
LG	76 M. Garcia	DE	96 S. Harris
C	61 M. Paradis	SLB	48 S. Barrett
RG	65 R. Leary	WLB	58 V. Miller
RT	75 M. Watson	ILB	54 B. Marshall
TE	85 V. Green	ILB	51 T. Davis
WR	10 E. Sanders	LCB	21 A. Talib
RB	22 C. Anderson	RCB	25 C. Harris Jr.
QB	13 T. Siemian	SS	31 J. Simmons
FB	32 A. Janovich	FS	26 D. Stewart

BRONCOS SUBSTITUTIONS: K 8 B.McManus, P 9 R.Dixon, WR 14 C.Latimer, WR 16 B.Fowler, S 20 J.Carter, CB 27 B.Langley, RB 28 J.Charles, CB 29 B.Roby, RB 33 D.Henderson, S 34 W.Parks, LS 42 C.Kreiter, ILB 50 Z.Anderson, ILB 52 C.Nelson, DE 57 D.Walker, G/C 60 C.McGovern, T 71 D.Stephenson, G 73 A.Barbre, TE 82 J.Heuerman, TE 83 A.Derby, WR 84 I.McKenzie, OLB 91 K.Edebali, DT 98 T.Jarrett, DE 99 A.Gotsis. **DID NOT PLAY:** QB 17 B.Osweller. **INACTIVE:** QB 12 P.Lynch, RB 23 D.Booker, CB 37 L.Doss, G 77 B.Turner, WR 87 J.Taylor, DE 92 Z.Kerr, DE 93 J.Crick.

LOS ANGELES CHARGERS

OFFENSE		DEFENSE	
WR	13 K. Allen	DE	99 J. Bosa
LT	76 R. Okung	NT	92 B. Mebane
LG	68 M. Slauson	DT	94 C. Liuget
C	73 S. Pulley	LEO	54 M. Ingram
RG	79 K. Wiggins	OTTO	51 K. Emanuel
RT	72 J. Barksdale	MIKE	56 K. Toomer
TE	85 A. Gates	WILL	57 J. Brown
WR	16 Ty. Williams	LCB	26 C. Hayward
QB	17 P. Rivers	SS	37 J. Addae
FB	34 D. Watt	FS	33 T. Boston
RB	28 M. Gordon	RCB	22 J. Verrett

CHARGERS SUBSTITUTIONS: QB 1 T.Knight, P 8 D.Kaser, K 9 Y.Koo, WR 11 G.Davis, WR-KR 12 T.Benjamin, CB 20 D.King, CB 24 Tr.Williams, S 25 R.Jenkins, RB 30 A.Ekeler, S 31 A.Phillips, RB 32 B.Oliver, DE 40 C.McCain, LS 47 M.Windt, OLB 49 J.Onwualu, LB 50 H.Pullard, OLB 58 N.Harris, G 66 D.Feeney, NT 71 D.Square, G-T 75 C.Hairston, G 78 M.Schofield, TE 80 S.Culkin, TE 86 H.Henry, DE 93 D.Philon, DE 98 I.Rochell. **DID NOT PLAY:** QB 10 K.Clemens. **INACTIVE:** QB 7 C.Jones, WR 15 D.Inman, S 23 D.McCoil, T 69 S.Tevi, WR 81 M.Williams, TE 84 S.McGrath, DE 97 J.Attaochu.

		1	2	3	4	OT	TOTAL	FIELD GOALS (made () & missed)	
VISITOR	Los Angeles Chargers	0	7	0	14	0	21	Y. Koo	44
HOME	Denver Broncos	7	7	10	7	0	24	B. McManus	(20) 50

Team	Qtr	Clock Time	PLAY DESCRIPTION (Extra Point) (Drive Info)	SCORE	
				Visitor	Home
BRONCOS	1	4:50	B.Fowler 5 yd. pass from T.Siemian (B.McManus kick) (13-70, 6:05)	0	7
CHARGERS	2	14:55	M.Gordon 11 yd. pass from P.Rivers (Y.Koo kick) (9-75, 4:55)	7	7
BRONCOS	2	5:27	T.Siemian 1 yd. run (B.McManus kick) (9-56, 4:38)	7	14
BRONCOS	3	10:27	B.Fowler 6 yd. pass from T.Siemian (B.McManus kick) (6-43, 3:00)	7	21
BRONCOS	3	0:00	B.McManus 20 yd. Field Goal (14-78, 8:16)	7	24
CHARGERS	4	8:10	K.Allen 5 yd. pass from P.Rivers (Y.Koo kick) (6-43, 2:27)	14	24
CHARGERS	4	7:00	7:00 T.Benjamin 38 yd. pass from P.Rivers (Y.Koo kick) (1-38, 0:07)	21	24



Denver 42, Dallas 17

Sunday, Sept. 17, 2017 • 2:25 p.m. MDT • Sports Authority Field at Mile High • Denver

WEATHER: Partly Cloudy, 72°, Wind SW 5 mph • TIME: 4:15 • ATTENDANCE: 76,919

The Denver Broncos improved to 2-0 and extended their win streak over the Dallas Cowboys to six games after earning a 42-17 victory in front of 76,919 fans at Sports Authority Field at Mile High.

The Broncos' offense accounted for 35 points through a balanced attack. Defensively, Denver contained the Cowboys' rushers to 40 yards, including just eight yards on nine carries by the NFL's reigning rushing leader Ezekiel Elliott.

Broncos quarterback Trevor Siemian completed 22-of-32 passes (68.8%) for 231 yards and tied a career high with four touchdown passes. Running back C.J. Anderson recorded his sixth career 100-yard rushing performance, totaling 118 yards on 25 carries (4.7 avg.) with one touchdown while adding a receiving score.

Denver forced a Dallas three-and-out on the first possession of the game and the Broncos' offense responded by driving 78 yards on eight plays, capped by a 10-yard touchdown pass from Siemian to wide receiver Emmanuel Sanders.

Shortly after kicker Brandon McManus missed a 49-yard field goal for Denver, the game was suspended for just over an hour due to inclement weather.

Following the delay, the Cowboys strip-sacked Siemian on third down deep in Denver territory and took over on the Broncos' 3-yard line.

Dallas quarterback Dak Prescott found wide receiver Dez Bryant in the end zone to tie the game up at 7-7.

On the ensuing drive, McManus connected on a 50-yard attempt but a Cowboys penalty gave the Broncos first down on Dallas' 17-yard line. Siemian found Anderson for a 16-yard touchdown pass to put Denver up 14-7.

After a turnover on downs by Dallas, Siemian threw his second touchdown pass to Sanders—from six yards out—to give Denver a 21-7 lead.

Dallas kicker Dan Bailey booted a 56-yard field goal for Dallas to make the score 21-10 at the half.

Denver took charge of the game with a pair of touchdowns in the third quarter to go up 35-10.

The first drive took 15 plays and nearly a half quarter before a 2-yard touchdown pass from Siemian to tight end Virgil Green. The second took just two plays—capped by a 23-yard scoring run from Anderson—following an interception by cornerback Chris Harris Jr.

The Cowboys cut the lead to 35-17 on a 28-yard touchdown pass from Prescott to tight end Jason Witten early in the fourth quarter, but linebacker Von Miller (2 sacks) and the Denver defense didn't allow Dallas to get any closer.

The Broncos put an exclamation on the win with a 103-yard interception return by cornerback Aqib Talib with less than one minute remaining to give the home team the 42-17 win.

DENVER BRONCOS

OFFENSE		DEFENSE	
WR 88	D. Thomas	DE 95	D. Wolfe
LT 72	G. Bolles	NT 94	D. Peko Sr.
LG 76	M. Garcia	DE 99	A. Gotsis
C 61	M. Paradis	SLB 48	S. Barrett
RG 65	R. Leary	WLB 58	V. Miller
RT 75	M. Watson	ILB 54	B. Marshall
TE 85	V. Green	ILB 51	T. Davis
WR 10	E. Sanders	LCB 21	A. Talib
RB 22	C. Anderson	RCB 25	C. Harris Jr.
QB 13	T. Siemian	CB 29	B. Roby
WR 16	B. Fowler	SS 31	J. Simmons

BRONCOS SUBSTITUTIONS: K 8 B.McManus, P 9 R.Dixon, WR 14 C.Latimer, S 20 J.Carter, S 26 D.Stewart, RB 28 J.Charles, FB 32 A.Janovich, RB 33 D.Henderson, S 34 W.Parks, CB 37 L.Doss, LS 42 C.Kreiter, ILB 50 Z.Anderson, ILB 52 C.Nelson, DE 57 D.Walker, G/C 60 C.McGovern, T 71 D.Stephenson, G 73 A.Barbre, TE 82 J.Heuerman, TE 83 A.Derby, WR 84 I.McKenzie, DT 90 K.Peko, OLB 91 K.Edeball, DE 96 S.Harris. **DID NOT PLAY:** QB 17 B.Osweiler. **INACTIVE:** QB 12 P.Lynch, RB 23 D.Booker, CB 27 B.Langley, G 77 B.Turner, NT 78 A.Rubin, WR 87 J.Taylor, DE 92 Z.Kerr.

DALLAS COWBOYS

OFFENSE		DEFENSE	
WR 88	D. Bryant	DT 96	M. Collins
LT 77	T. Smith	DT 55	S. Paea
LG 79	C. Green	DE 90	D. Lawrence
C 72	T. Frederick	DE 93	B. Mayowa
RG 70	Z. Martin	MLB 54	J. Smith
RT 71	L. Collins	WLB 50	S. Lee
TE 82	J. Witten	CB 24	N. Carroll
WR 11	C. Beasley	CB 30	A. Brown
WR 83	T. Williams	CB 33	C. Awuzie
QB 4	D. Prescott	SS 38	J. Heath
RB 21	E. Elliot	FS 31	B. Jones

COWBOYS SUBSTITUTIONS: K 5 D.Bailey, P 6 C.Jones, WR 10 R.Switzer, WR 19 B.Butler, S 25 X.Woods, CB 27 J.Lewis, S 35 K.Frazier, FB 41 K.Smith, RB 45 R.Smith, LB 51 K.Wilber, OLB 52 J.Durant, LB 57 D.Wilson, C 73 J.Looney, T 75 B.Bell, TE 84 J.Hanna, WR 85 N.Brown, TE 87 G.Swain, LS 91 L.Ladouceur, DT 92 B.Price, DE 97 T.Charlton, DL 98 T.Crawford, DE 99 C.Tapper. **DID NOT PLAY:** QB 17 K.Moore, RB 46 A.Morris. **INACTIVE:** QB 7 C.Rush, RB 20 D.McFadden, CB 23 B.Benwikere, CB 32 O.Scandrick, LB 56 J.Elliott, LB 59 A.Hitchens, G 64 J.Cooper.

OFFICIALS:

Referee — Brad Allen (122); **Umpire** — Fred Bryan (11); **Head Linesman** — Jim Mello (48); **Line Judge** — Brian Bolinger (40); **Side Judge** — Jabir Walker (26); **Field Judge** — Tom Hill (97); **Back Judge** — Shawn Hochuli (83); **Replay** — Jim Lapetina

		1	2	3	4	OT	TOTAL	FIELD GOALS (made () & missed)
VISITOR	Dallas Cowboys	0	10	0	7	0	17	D. Bailey (56)
HOME	Denver Broncos	7	14	14	7	0	42	B. McManus 49W/R

Team	Qtr	Clock Time	PLAY DESCRIPTION (Extra Point) (Drive Info)	SCORE	
				Visitor	Home
BRONCOS	1	9:25	E.Sanders 10 yd. pass from T.Siemian (B.McManus kick) (8-78, 3:45)	0	7
COWBOYS	2	12:39	D.Bryant 3 yd. pass from D.Prescott (D.Bailey kick) (2-3, 0:46)	7	7
BRONCOS	2	5:54	C.Anderson 16 yd. pass from T.Siemian (B.McManus kick) (14-81, 6:45)	7	14
BRONCOS	2	1:38	E.Sanders 6 yd. pass from T.Siemian (B.McManus kick) (8-51, 2:42)	7	21
COWBOYS	2	0:02	D.Bailey 56 yd. Field Goal (8-37, 1:36)	10	21
BRONCOS	3	7:56	V.Green 2 yd. pass from T.Siemian (B.McManus kick) (15-75, 7:04)	10	28
BRONCOS	3	6:14	C.Anderson 23 yd. run (B.McManus kick) (2-23, 0:14)	10	35
COWBOYS	4	14:24	J.Witten 28 yd. pass from D.Prescott (D.Bailey kick) (6-39, 2:35)	17	35
BRONCOS	4	0:53	A.Talib 103 yd. interception return (B.McManus kick)	17	42

FINAL INDIVIDUAL STATISTICS

Dallas Cowboys												Denver Broncos													
RUSHING	ATT	YDS	AVG	LG	TD	RUSHING	ATT	YDS	AVG	LG	TD														
D. Prescott	3	24	8.0	11	0	C. Anderson	20	81	4.1	18	0														
E. Elliot	9	8	0.9	5	0	J. Charles	10	40	4.0	12	0														
R. Smith	2	8	4.0	8	0	T. Siemian	6	19	3.2	8	1														
TOTAL	14	40	2.9	11	0	TOTAL	36	140	3.9	18	1														
PASSING	ATT	CMP	YDS	TKD/ YD	TD	LG	IN	Rtg.	PASSING	ATT	CMP	YDS	TKD/ YD	TD	LG	IN	Rtg.								
D. Prescott	50	30	238	2/10	2	28	2	68.6	T. Siemian	32	22	231	2/29	4	27	1	116.0								
TOTAL	50	30	238	2/10	2	28	2	68.6	TOTAL	32	22	231	2/29	4	27	1	116.0								
PASS RECEIVING	NO	YDS	AVG	LG	TD	PASS RECEIVING	NO	YDS	AVG	LG	TD														
J. Witten	10	97	9.7	28	1	D. Thomas	6	71	11.8	27	0														
D. Bryant	7	59	8.4	15	1	E. Sanders	6	62	10.3	25	2														
C. Beasley	4	33	8.3	10	0	C. Anderson	3	36	12.0	16	1														
T. Williams	4	17	4.3	6	0	C. Latimer	2	22	11.0	13	0														
E. Elliot	4	14	3.5	9	0	V. Green	2	11	5.5	9	1														
B. Butler	1	18	18.0	18	0	J. Heuerman	1	15	15.0	15	0														
						B. Fowler	1	8	8.0	8	0														
						J. Charles	1	6	6.0	6	0														
TOTAL	30	238	7.9	28	2	TOTAL	22	231	10.5	27	4														
INTERCEPTIONS	NO	YDS	AVG	LG	TD	INTERCEPTIONS	NO	YDS	AVG	LG	TD														
C. Jones	1	25	25.0	25	0	A. Talib	1	103	103.0	103	1														
						C. Harris	1	23	23.0	23	0														
TOTAL	1	25	25.0	25	0	TOTAL	2	126	103.0	103	1														
PUNTING	NO	YDS	AVG	NET	TB	IN20	LG	PUNTING	NO	YDS	AVG	NET	TB	IN20	LG										
C. Jones	5	249	49.8	41.8	1	2	62	R. Dixon	3	129	43.0	36.7	0	1	48										
TOTAL	5	249	49.8	41.8	1	2	62	TOTAL	3	129	43.0	36.7	0	1	48										
PUNT RETURNS	NO	YDS	AVG	FC	LG	TD	PUNT RETURNS	NO	YDS	AVG	FC	LG	TD												
R. Switzer	1	19	19.0	0	19	0	I. McKenzie	2	20	10.0	0	20	0												
RETURNS	1	19	19.0	0	19	0	RETURNS	2	20	10.0	0	20	0												
KICKOFF RETURNS	NO	YDS	AVG	FC	LG	TD	KICKOFF RETURNS	NO	YDS	AVG	FC	LG	TD												
							C. Latimer	1	25	25.0	0	25	0												
RETURNS	0	0	0.0	0	0	0	RETURNS	1	25	25.0	0	25	0												
Dallas Cowboys	Own				Opp.				Out				Dallas Cowboys	Own				Opp.				Out			
FUMBLES	Fum	Lost	Rec.	Yds	TD	FF	Rec.	Yds	TD	Bnds	FUMBLES	Fum	Lost	Rec.	Yds	TD	FF	Rec.	Yds	TD	Bnds				
J. Heath	0	0	0	0	0	1	0	0	0	0	J. Charles	1	0	1	0	0	0	0	0	0	0				
D. Lawrence	0	0	0	0	0	1	0	0	0	0	T. Siemian	1	1	0	0	0	0	0	0	0	0				
M. Collins	0	0	0	0	0	0	1	6	0	0															
TOTAL	0	0	0	0	0	2	1	6	0	0	TOTAL	2	1	1	0	0	0	0	0	0	0				

FINAL TEAM STATISTICS

COWBOYS												BRONCOS					
TOTAL FIRST DOWNS	16						26						FGs - PATs Had Blocked	0-0		0-0	
By Rushing	1						11						Net Punting Average	41.8		36.7	
By Passing	12						12						TOTAL RETURN YARDAGE (Not Including Kickoffs)	44		146	
By Penalty	3						3						No. and Yards Punt Returns	1-19		2-20	
THIRD DOWN EFFICIENCY	3-14-21%						9-15-60%						No. and Yards Kickoff Returns	0-0		1-25	
FOURTH DOWN EFFICIENCY	2-5-40%						0-0-0%						No. and Yards Interception Returns	1-25		2-126	
TOTAL NET YARDS	268						380						PENALTIES Number and Yards	8-69		8-61	
Total Offensive Plays (inc. times thrown passing)	66						73						FUMBLES Number and Lost	0-0		2-1	
Average gain per offensive play	4.1						5.2						TOUCHDOWNS	2		6	
NET YARDS RUSHING	40						178						Rushing	0		1	
Total Rushing Plays	14						39						Passing	2		4	
Average gain per rushing play	2.9						4.6						Interceptions	0		1	
Tackles for a loss-number and yards	1-5						3-6						EXTRA POINTS Made-Attempts	2-2		6-6	
NET YARDS PASSING	228						202						Kicking Made-Attempts	2-2		6-6	
Times thrown - yards lost attempting to pass	2-10						2-29						FIELD GOALS Made-Attempts	1-1		0-1	
Gross yards passing	238						231						RED ZONE EFFICIENCY	1-3-33%		4-4-100%	
PASS ATTEMPTS-COMPLETIONS-HAD INTERCEPTED	50-30-2						32-22-1						GOAL TO GO EFFICIENCY	1-2-50%		3-3-100%	
Avg gain per pass play (inc.# thrown passing)	4.4						5.9						SAFETIES	0		0	
KICKOFFS Number-In End Zone-Touchbacks	4-4-3						7-7-7						FINAL SCORE	17		42	
PUNTS Number and Average	5-49.8						3-43.0						TIME OF POSSESSION	26:10		33:50	
Had Blocked	0						0										

BRONCOS DEFENSIVE STATISTICS

(Press Box Totals)																	
PLAYER	UT	A	TT	S-YDS	I-YDS	PD	FF	FR	PLAYER	UT	A	TT	S-YDS	I-YDS	PD	FF	FR
B. Marshall	6	1	7	0-0	0-0	0	0	0	B. Roby	2	0	2	0-0	0-0	1	0	0
S. Barrett	4	3	7	0-0	0-0	0	0	0	D. Wolfe	1	1	2	0-0	0-0	0	0	0
C. Harris Jr.	6	0	6	0-0	1-23	2	0	0	A. Talib	1	0	1	0-0	1-103	3	0	0
J. Simmons	4	2	6	0-0	0-0	0	0	0	D. Peko Sr.	1	0	1	0-0	0-0	0	0	0
W. Parks	4	0	4	0-0	0-0	0	0	0	C. Nelson	1	0	1	0-0	0-0	0	0	0
A. Gotsis	2	2	4	0-0	0-0	0	0	0	S. Harris	0	1	1	0-0	0-0	0	0	0
D. Stewart	3	0	3	0-0	0-0	0	0	0	K. Edebali	0	1	1	0-0	0-0	0	0	0
V. Miller	2	0	2	2-10	0-0	1	0	0	TEAM TOTALS	37	11	48	2-10	2-126	7	0	0



Buffalo 26, Denver 16

Sunday, Sept. 24, 2017 • 1 p.m. EDT • New Era Field • Orchard Park, N.Y.

WEATHER: Sunny, 83°, Wind W 5 mph • **TIME:** 3:03 • **ATTENDANCE:** 68,865

The Denver Broncos suffered their first loss of the season, falling 26-16 to the Buffalo Bills in their initial road test of the year.

A pair of turnovers combined with their inefficiency in the red zone (1-of-3) prevented the Broncos from starting 3-0 for the third consecutive season.

Buffalo, which outscored Denver 13-3 in the second half, was paced by kicker Steven Hauschka's four field goals, including two conversions from 50-plus yards.

The Broncos' defense contained the Bills' rushers to just 75 yards and posted four sacks, but quarterback Tyrod Taylor had an efficient outing, completing 20-of-26 passes (77.0%) for 213 yards with two touchdowns.

The Broncos got on the scoreboard first on their third drive of the afternoon, taking a 3-0 lead following a 38-yard field goal from kicker Brandon McManus.

Buffalo got a break on its next drive as Taylor's third-down pass into the end zone deflected off wide receiver Zay Jones and landed in the arms of wide receiver Andre Holmes, making the score 7-3.

Denver mounted its longest drive of the game on the next possession, covering 79 yards in just three plays. Running back Jamaal Charles finished the sequence with a 12-yard scoring run—his first touchdown with the Broncos—to give Denver a 10-7 lead.

McManus' 35-yard field goal with 42 seconds remaining in the half put the Broncos back on top, but Hauschka nailed a 55-yarder for the Bills with one second remaining to knot the game up at 13-13 entering the half.

Denver took its fourth and final lead of the game after McManus converted a 28-yard field goal on the Broncos' first possession of the second half.

On Buffalo's ensuing drive, Taylor threw a 6-yard touchdown to tight end Charles Clay to reclaim the lead for the Bills, 20-16. The scoring drive took just four plays and 1:27 as Taylor completed all three of his passes.

A failed fake punt attempt by Denver late in the third quarter gave Buffalo good field position but the Broncos' defense responded by moving the Bills out of field goal range and forcing a punt.

Siemian threw the second of his two interceptions on Denver's next possession, ending a promising drive that was deep inside Bills' territory.

Buffalo capitalized off the takeaway by opening a 26-16 lead with Hauschka's 27-yard field goal. The drive—assisted by a 15-yard unsportsmanlike conduct penalty on linebacker Von Miller—took 7:30 and covered 16 plays.

Denver's comeback effort ended with a turnover on downs inside Bills territory with less than two minutes remaining.

OFFICIALS:

Referee — Carl Cheffers (51); **Umpire** — Clay Martin (19); **Head Linesman** — Thomas Symonette (100); **Line Judge** — Kent Payne (79); **Side Judge** — Brad Freeman (88); **Field Judge** — Mearl Robinson (31); **Back Judge** — Jim Quirk (5); **Replay** — Charles Stewart

DENVER BRONCOS

OFFENSE		DEFENSE	
WR	88 D. Thomas	DE	95 D. Wolfe
LT	72 G. Bolles	NT	94 D. Peko Sr.
LG	76 M. Garcia	DE	99 A. Gotsis
C	61 M. Paradis	SLB	48 S. Barrett
RG	65 R. Leary	WLB	58 V. Miller
RT	75 M. Watson	ILB	51 T. Davis
TE	85 V. Green	ILB	54 B. Marshall
WR	10 E. Sanders	LCB	21 A. Talib
QB	13 T. Siemian	RCB	25 C. Harris Jr.
RB	22 C. Anderson	FS	26 D. Stewart
TE	83 A. Derby	SS	31 J. Simmons

BRONCOS SUBSTITUTIONS: K 8 B.McManus, P 9 R.Dixon, WR 14 C.Latimer, WR 16 B.Fowler, S 20 J.Carter, RB 28 J.Charles, CB 29 B.Roby, FB 32 A.Janovich, RB 33 D.Henderson, S 34W.Parks, CB 37 L.Doss, LS 42 C.Kreiter, ILB 50 Z.Anderson, ILB 52 C.Nelson, DE 57 D.Walker, G/C 60 C.McGovern, G 73 A.Barbre, TE 82 J.Heuerman, WR 84 L.McKenzie, OLB 91 K.Edebali, DE 92 Z.Kerr, DE 96 S.Harris. **DID NOT PLAY:** QB 17 B.Osweiler, T 71 D. Stephenson. **INACTIVE:** QB 12 P.Lynch, RB 23 D.Booker, CB 27 B.Langley, G 77 B.Turner, NT 78 A.Rubin, WR 87 J.Taylor, DT 90 K.Peko.

BUFFALO BILLS

OFFENSE		DEFENSE	
WR	87 J. Matthews	LDE	90 S. Lawson
LT	73 D. Dawkins	LDT	95 K. Williams
LG	64 R. Incognito	RDT	91 C. Thornton
C	70 E. Wood	RDE	55 J. Hughes
RG	76 J. Miller	SLB	57 L. Alexander
RT	79 J. Mills	MLB	52 P. Brown
TE	85 C. Clay	WLB	50 R. Humber
WR	11 Z. Jones	LCB	27 T. White
QB	5 T. Taylor	RCB	28 E. Gaines
RB	25 L. McCoy	SS	23 M. Hyde
FB	42 P. DiMarco	FS	21 J. Poyer

BILLS SUBSTITUTIONS: K 4 S.Hauschka, P 6 C.Schmidt, WR 13 K.Clay, QB 14 J.Webb, WR 15 B.Tate, WR 18 A.Holmes, DB 20 S.Wright, DB 24 L.Johnson, RB 26 T.Jones, DB 29 R. Blanton, DB 33 C.Anderson, FB 35 M.Tolbert, LB 40 T.Vallejo, LB 44 D.Lacey, LB 54 E.Yarbrough, DE 56 R.Davis, LB 58 M.Milano, T 68 C.McDermott, LS 69 R.Ferguson, G 72 R.Groy, TE 82 L.Thomas, TE 84 N.O'Leary, DT 92 A.Washington. **DID NOT PLAY:** QB 2 N.Peterman. **INACTIVE:** RB 22 J.Banyard, G 62 V.Ducasse, T 77 C.Glenn, TE 88 K.Lee, DE 94 J.Worthy, DT 98 D.Coleman, DT 99 M.Dareus.

		1	2	3	4	OT	TOTAL	FIELD GOALS (made () & missed)
VISITOR	Denver Broncos	3	10	3	0	0	16	B. McManus (38) (35) (28)
HOME	Buffalo Bills	0	13	7	6	0	26	S. Hauschka (49) (55) (53) (27)

Team	Qtr	Clock Time	PLAY DESCRIPTION (Extra Point) (Drive Info)	SCORE	
				Visitor	Home
BRONCOS	1	0:49	B.McManus 38 yd. Field Goal (12-53, 5:03)	3	0
BILLS	2	11:41	A.Holmes 2 yd. pass from T.Taylor (S.Hauschka kick) (10-74, 4:08)	3	7
BRONCOS	2	10:26	J.Charles 12 yd. run (B.McManus kick) (3-79, 1:15)	10	7
BILLS	2	2:51	S.Hauschka 49 yd. Field Goal (5-1, 1:55)	10	10
BRONCOS	2	0:42	B.McManus 35 yd. Field Goal (9-58, 2:09)	13	10
BILLS	2	0:01	S.Hauschka 55 yd. Field Goal (5-38, 0:41)	13	13
BRONCOS	3	7:47	B.McManus 28 yd. Field Goal (10-49, 4:58)	16	13
BILLS	3	6:20	C.Clay 6 yd. pass from T.Taylor (S.Hauschka kick) (4-69, 1:27)	16	20
BILLS	4	13:52	S.Hauschka 53 yd. Field Goal (4-3, 1:37)	16	23
BILLS	4	3:14	S.Hauschka 27 yd. Field Goal (16-53, 7:30)	16	26

FINAL INDIVIDUAL STATISTICS

Buffalo Bills												Denver Broncos									
RUSHING	ATT	YDS	AVG	LG	TD	RUSHING	ATT	YDS	AVG	LG	TD										
M. Tolbert	11	41	3.7	10	0	J. Charles	9	56	6.2	19	1										
L. McCoy	14	21	1.5	7	0	C. Anderson	8	36	4.5	32	0										
T. Taylor	8	13	1.6	7	0	T. Siemian	3	12	4.0	7	0										
						I. McKenzie	1	4	4.0	4	0										
						A. Janovich	1	2	2.0	2	0										
						D. Henderson	1	1	1.0	1	0										
TOTAL	33	75	2.3	10	0	TOTAL	23	111	4.8	32	1										
PASSING	ATT	CMP	YDS	YD	TD	LG	IN	Rtg.	PASSING	ATT	CMP	YDS	YD	TD	LG	IN	Rtg.				
T. Taylor	26	20	213	4/16	0	31	2	126.0	T. Siemian	40	24	259	3/4	0	29	2	58.2				
TOTAL	26	20	213	4/16	0	31	2	126.0	TOTAL	40	24	259	3/4	0	29	2	58.2				
PASS RECEIVING	NO	YDS	AVG	LG	TD	PASS RECEIVING	NO	YDS	AVG	LG	TD										
L. McCoy	7	48	6.9	15	0	E. Sanders	7	75	10.7	29	0										
C. Clay	6	39	6.5	10	1	D. Thomas	6	98	16.3	29	0										
J. Matthews	3	61	20.3	28	0	B. Fowler	4	55	13.8	20	0										
A. Holmes	2	6	3.0	4	1	V. Green	3	18	6.0	14	0										
N. O'Leary	1	31	31.0	31	0	C. Anderson	2	7	3.5	5	0										
K. Clay	1	28	28.0	28	0	A. Derby	1	5	5.0	5	0										
						J. Charles	1	1	1.0	1	0										
TOTAL	20	213	10.7	31	2	TOTAL	24	259	10.8	29	0										
INTERCEPTIONS	NO	YDS	AVG	LG	TD	INTERCEPTIONS	NO	YDS	AVG	LG	TD										
T. White	1	14	14.0	14	0																
A. Gaines	1	1	1.0	1	0																
TOTAL	1	15	7.5	15	0	TOTAL	0	0	0.0	0	0										
PUNTING	NO	YDS	AVG	NET	TB	IN20	LG	PUNTING	NO	YDS	AVG	NET	TB	IN20	LG						
C. Schmidt	5	226	45.2	38.8	1	2	58	R. Dixon	3	125	41.7	28.3	1	0	45						
TOTAL	5	226	45.2	41.8	1	2	58	TOTAL	3	125	41.7	28.3	1	0	45						
PUNT RETURNS	NO	YDS	AVG	FC	LG	TD	PUNT RETURNS	NO	YDS	AVG	FC	LG	TD								
B. Tate	2	20	10.0	0	17	0	I. McKenzie	1	16	16.0	3	16	0								
RETURNS	2	20	10.0	0	17	0	RETURNS	1	16	16.0	3	16	0								
KICKOFF RETURNS	NO	YDS	AVG	FC	LG	TD	KICKOFF RETURNS	NO	YDS	AVG	FC	LG	TD								
B. Tate	2	41	20.5	0	23	0	C. Latimer	3	81	27.0	0	36	0								
M. Tolbert	0	0	0.0	1	0	0															
RETURNS	2	41	20.5	1	23	0	RETURNS	3	81	27.0	0	36	0								
Buffalo Bills	Own					Opp.					Out										
FUMBLES	Fum	Lost	Rec.	Yds	TD	FF	Rec.	Yds	TD	Bnds	FUMBLES	Fum	Lost	Rec.	Yds	TD	FF	Rec.	Yds	TD	Bnds
TOTAL	0	0	0	0	0	2	1	6	0	0	TOTAL	2	1	1	0	0	0	0	0	0	0

FINAL TEAM STATISTICS

BILLS				BRONCOS				BILLS				BRONCOS							
TOTAL FIRST DOWNS								16	21	FGs - PATs Had Blocked								0-0	0-0
By Rushing								4	7	Net Punting Average								38.0	28.3
By Passing								11	10	TOTAL RETURN YARDAGE (Not Including Kickoffs)								35	16
By Penalty								1	4	No. and Yards Punt Returns								2-20	1-16
THIRD DOWN EFFICIENCY				6-16-38%	6-14-43%				No. and Yards Kickoff Returns								2-41	3-81	
FOURTH DOWN EFFICIENCY				0-0-0%	0-2-0%				No. and Yards Interception Returns								2-15	0-0	
TOTAL NET YARDS								272	366	PENALTIES Number and Yards								8-69	10-79
Total Offensive Plays (inc. times thrown passing)								63	66	FUMBLES Number and Lost								0-0	0-0
Average gain per offensive play								4.3	5.5	TOUCHDOWNS								2	1
NET YARDS RUSHING								75	111	Rushing								1	0
Total Rushing Plays								33	23	Passing								2	4
Average gain per rushing play								2.3	4.8	Interceptions								0	2
Tackles for a loss-number and yards								3-10	1-3	EXTRA POINTS Made-Attempts								2-2	1-1
NET YARDS PASSING								197	255	Kicking Made-Attempts								2-2	1-1
Times thrown - yards lost attempting to pass								4-16	3-4	FIELD GOALS Made-Attempts								4-4	3-3
Gross yards passing								213	259	RED ZONE EFFICIENCY								2-3-67%	1-3-33%
PASS ATTEMPTS-COMPLETIONS-HAD INTERCEPTED				26-20-0	40-24-2				GOAL TO GO EFFICIENCY								2-3-67%	0-0-0%	
Avg gain per pass play (inc.# thrown passing)								6.6	5.9	SAFETIES								0	0
KICKOFFS Number-In End Zone-Touchbacks								7-5-3	5-2-2	FINAL SCORE								26	16
PUNTS Number and Average								5-45.2	3-41.7	TIME OF POSSESSION								30:26	29:34
Had Blocked								0	0										

BRONCOS DEFENSIVE STATISTICS

(Press Box Totals)																	
PLAYER	UT	A	TT	S-YDS	I-YDS	PD	FF	FR	PLAYER	UT	A	TT	S-YDS	I-YDS	PD	FF	FR
T. Davis	9	1	10	1-2	0-0	0	0	0	D. Wolfe	2	1	3	0-0	0-0	0	0	0
B. Marshall	8	2	10	1-2	0-0	0	0	0	D. Peko Sr.	1	2	3	0-0	0-0	0	0	0
D. Stewart	6	1	7	0-0	0-0	0	0	0	S. Barrett	2	0	2	0-0	0-0	0	0	0
V. Miller	6	0	6	1-7	0-0	0	0	0	A. Talib	2	0	2	0-0	0-0	1	0	0
J. Simmons	4	1	5	0-0	0-0	0	0	0	S. Harris	1	1	2	1-5	0-0	0	0	0
B. Roby	3	1	4	0-0	0-0	1	0	0	W. Parks	1	0	1	0-0	0-0	0	0	0
C. Harris Jr.	3	0	3	0-0	0-0	0	0	0	Z. Kerr	0	1	1	0-0	0-0	0	0	0
A. Gotsis	2	1	3	0-0	0-0	1	0	0	TEAM TOTALS	50	12	62	4-16	0-0	3	0	0



Denver 16, Oakland 10

Sunday, Oct. 1, 2017 • 2:25 p.m. MDT • Sports Authority Field at Mile High • Denver

WEATHER: Mostly Cloudy, 72°, Wind E 7 mph • **TIME:** 2:58 • **ATTENDANCE:** 76,909

The Denver Broncos improved to 3-1 on the season and 2-0 in the AFC West heading into their bye week after defeating the Oakland Raiders 16-10 at Sports Authority Field at Mile High.

Safety Justin Simmons sealed the victory for Denver by intercepting a pass deep in Broncos territory with 1:53 remaining.

The Broncos' defense held the Raiders to 24 rushing yards on 15 attempts, including just 12 yards on nine carries by five-time Pro Bowl running back Marshawn Lynch.

Denver's ground game was the highlight of its offense as running backs C.J. Anderson (20-95) and Jamaal Charles (5-33) helped the Broncos rack up 143 yards rushing on the afternoon.

The Broncos scored first for the fourth consecutive game as quarterback Trevor Siemian (16-of-26, 179 yds., 1 TD) launched a pass for tight end A.J. Derby, who made an acrobatic catch for a 22-yard touchdown.

Derby finished the game with four receptions for a career-high 75 yards (18.8 avg.) to lead all players on the day.

Denver's first-quarter scoring was capped off by a 28-yard field goal by Kicker Brandon McManus for a 10-0 lead.

The Raiders' offense finally broke through in the second quarter when quarterback Derek Carr led a 99-yard scoring drive topped off by a 64-yard touchdown pass to wide receiver Johnny Holton to close within 10-7 at halftime.

Denver responded in the third quarter with back-to-back field goals on its first two possessions with McManus connecting from 36 and 46 yards.

On the Raiders' ensuing drive, Carr was sacked by defensive end Shelby Harris and left the game with a back injury.

After the sack of Carr on third down, Oakland punter Marquette King attempted a fake punt rush but was stopped short of the first down, turning over the ball on the Raiders' 15-yard line.

Denver wasn't able to capitalize on the turnover on downs as McManus' 29-yard field goal attempt hit off the left upright.

After four consecutive second-half possessions netted negative yardage for Oakland, E.J. Manuel replaced the injured Carr at quarterback and quickly gave the visitors a spark on offense.

Manuel led the Raiders on a 73-yard field goal drive capped by a 38-yard kick by Giogrio Tavecchio to pull within one score, 16-10.

After a three-and-out by Denver, Oakland got the ball back on its own 42-yard line with 2:30 remaining.

Manuel drove Oakland past midfield, but on second-and-15 from Denver's 41-yard line, his pass intended for wide receiver Amari Cooper was intercepted by Simmons at the Broncos' 8-yard line.

The Broncos held the Raiders to a combined 2-of-15 (13.3%) on third and fourth down while limiting the visitors to just 254 yards of total offense.

OFFICIALS:

Referee — John Parry (132); **Umpire** — Mark Pellis (131); **Head Linesman** — Michael Spanier (90); **Line Judge** — Jeff Seeman (45); **Side Judge** — Keith Washington (7); **Field Judge** — David Meslow (118); **Back Judge** — Perry Paganelli (46); **Replay** — James Oldham

DENVER BRONCOS

OFFENSE	DEFENSE
WR 88 D. Thomas	DE 95 D. Wolfe
LT 72 G. Bolles	NT 94 D. Peko Sr.
LG 76 M. Garcia	DE 99 A. Gotsis
C 61 M. Paradis	SLB 48 S. Barrett
RG 65 R. Leary	WLB 58 V. Miller
RT 75 M. Watson	ILB 54 B. Marshall
TE 85 V. Green	ILB 51 T. Davis
WR 10 E. Sanders	LCB 21 A. Talib
RB 22 C. Anderson	RCB 25 C. Harris Jr.
QB 13 T. Siemian	SS 31 J. Simmons
TE 82 J. Heuerman	FS 26 D. Stewart

BRONCOS SUBSTITUTIONS: K 8 B.McManus, P 9 R.Dixon, WR 16 B.Fowler, S 20 J.Carter, RB 23 D.Booker, CB 27 B.Langley, RB 28 J.Charles, CB 29 B.Roby, FB 32 A.Janovich, S 34W.Parks, LS 42 C.Kreiter, ILB 50 Z.Anderson, ILB 52 C.Nelson, DE 57D.Walker, G/C 60 C.McGovern, T 71 D.Stephenson, G 73 A.Barbre, NT 78 A.Rubin, TE 83 A.Derby, WR 84 I.McKenzie, WR 87 J.Taylor, OLB 91 K.Edebali, DE 96 S.Harris. **DID NOT PLAY:** QB 17 B.Osweiler. **INACTIVE:** QB 12 P.Lynch, WR 14 C.Latimer, RB 33 D.Henderson, CB 37 L.Doss, G 77 B.Turner, DT 90 K.Peko, DE 92 Z.Kerr.

OAKLAND RAIDERS

OFFENSE	DEFENSE
WR 10 S. Roberts	DE 97 M. Edwards
LT 72 D. Penn	DT 94 E. Vanderdoes
LG 70 K. Osemele	NT 78 J. Ellis
C 61 R. Hudson	DE 52 K. Mack
RG 66 G. Jackson	SLB 51 B. Irvin
RT 73 M. Newhouse	MLB 55 M. Lee
TE 87 J. Cook	WLB 57 C. James
TE 86 L. Smith	LCB 29 D. Amerson
WR 89 A. Cooper	RCB 38 T. Carrie
QB 4 D. Carr	FS 27 R. Nelson
RB 24 M. Lynch	SS 42 K. Joseph

RAIDERS SUBSTITUTIONS: K 2 G.Tavecchio, QB 3 E.Manuel, P 7 M.King, WR 16 J.Holton, CB 21 S.Smith, CB 23 D.McDonald, S 26 S.Luani, RB 30 J.Richard, CB 32 A.Hamilton, RB 33 D.Washington, S 41 E.Harris, LB-DE 47 J.Cowser, FB 49 J.Olawale, LB 50 N.Morrow, LB 56 X.Woodson-Luster, LB 58 T.Adams, LS 59 J.Condo, G/T 74 V.Alexander, G/C 76 J.Feliciano, WR 84 C.Patterson, TE 88 C.Walford, DT 90 T.Hester, DE 95 J.Ward, DT 96 D.Autry. **INACTIVE:** WR 15 M.Crabtree, QB 18 C.Cook, CB 22 G.Conley, DB 39 K.McGill, T 69 J.Ware, T 71 D.Sharpe, DT 75 D.Latham.

		1	2	3	4	OT	TOTAL	FIELD GOALS (made () & missed)
VISITOR	Oakland Raiders	0	7	0	3	0	10	G. Tavecchio (38)
HOME	Denver Broncos	10	0	6	0	0	16	B. McManus (28) (36) (46) 29LU

Team	Qtr	Clock Time	PLAY DESCRIPTION (Extra Point) (Drive Info)	SCORE	
				Visitor	Home
BRONCOS	1	8:11	A.Derby 22 yd. pass from T.Siemian (B.McManus kick) (7-88, 3:17)	0	7
BRONCOS	1	1:09	B.McManus 28 yd. Field Goal (8-79, 4:08)	0	10
RAIDERS	2	3:36	J.Holton 64 yd. pass from D.Carr (G.Tavecchio kick) (5-99, 2:23)	7	10
BRONCOS	3	9:40	B.McManus 36 yd. Field Goal (6-55, 3:08)	7	13
BRONCOS	3	5:06	B.McManus 46 yd. Field Goal (5-3, 2:07)	7	16
RAIDERS	4	5:23	G.Tavecchio 38 yd. Field Goal (9-73, 3:07)	10	16

FINAL INDIVIDUAL STATISTICS

Oakland Raiders												Denver Broncos						
RUSHING	ATT	YDS	AVG	LG	TD	RUSHING	ATT	YDS	AVG	LG	TD							
M. Lynch	9	12	1.3	4	0	C. Anderson	20	95	4.8	40	0							
J. Richard	2	7	3.5	7	0	J. Charles	5	33	6.6	16	0							
D. Washington	1	4	4.0	4	0	D. Booker	3	14	4.7	5	0							
C. Patterson	1	2	2.0	2	0	T. Siemian	4	1	0.3	4	0							
J. Olawale	1	2	2.0	2	0													
M. King	1	-3	-3.0	-3	0													
TOTAL	15	24	1.6	7	0	TOTAL	32	143	4.5	40	0							
PASSING	ATT	CMP	YDS	TKD/		LG	IN	Rtg.	PASSING	ATT	CMP	YDS	TKD/		LG	IN	Rtg.	
D. Carr	18	10	143	2/12	1	64	0	100.0	T. Siemian	26	16	179	4/24	1	29	0	94.9	
E. Manuel	17	11	106	1/7	0	28	1	57.5										
TOTAL	35	21	249	3/19	1	64	0	79.3	TOTAL	26	16	179	4/24	1	29	0	94.9	
PASS RECEIVING	NO	YDS	AVG	LG	TD	PASS RECEIVING	NO	YDS	AVG	LG	TD							
C. Patterson	6	33	5.5	11	0	A. Derby	4	75	18.8	29	1							
S. Roberts	4	49	12.3	22	0	E. Sanders	4	27	6.8	15	0							
J. Cook	3	46	15.3	28	0	C. Anderson	4	17	4.3	8	0							
L. Smith	2	15	7.5	11	0	B. Fowler	2	35	17.5	18	0							
J. Olawale	2	13	6.5	9	0	J. Charles	1	14	14.0	14	0							
A. Cooper	2	9	4.5	8	0	D. Thomas	1	11	11.0	11	0							
J. Holton	1	64	64.0	64	1													
J. Richard	1	20	20.0	20	0													
TOTAL	21	249	11.9	64	1	TOTAL	16	179	11.2	29	1							
INTERCEPTIONS	NO	YDS	AVG	LG	TD	INTERCEPTIONS	NO	YDS	AVG	LG	TD							
	0	0	0.0	0	0	J. Simmons	1	0	0.0	0	0							
TOTAL	0	0	0.0	0	0	TOTAL	1	0	0.0	0	0							
PUNTING	NO	YDS	AVG	NET	TB	IN20	LG	PUNTING	NO	YDS	AVG	NET	TB	IN20	LG			
M. King	6	306	51.0	44.7	0	2	58	R. Dixon	6	271	45.2	43.8	0	3	53			
TOTAL	6	306	51.0	44.7	0	2	58	TOTAL	6	271	45.2	43.8	0	3	53			
PUNT RETURNS	NO	YDS	AVG	FC	LG	TD	PUNT RETURNS	NO	YDS	AVG	FC	LG	TD					
J. Richard	2	8	4.0	1	5	0	I. McKenzie	5	38	7.6	0	29	0					
RETURNS	2	8	4.0	1	5	0	RETURNS	5	38	7.6	0	29	0					
KICKOFF RETURNS	NO	YDS	AVG	FC	LG	TD	KICKOFF RETURNS	NO	YDS	AVG	FC	LG	TD					
C. Patterson	2	70	35.0	0	49	0	I. McKenzie	1	12	12.0	0	12	0					
J. Feliciano	1	15	15.0	0	15	0												
RETURNS	3	85	28.3	0	49	0	RETURNS	1	12	12.0	0	12	0					
Oakland Raiders	Own					Opp.					Out							
FUMBLES	Fum	Lost	Rec.	Yds	TD	FF	Rec.	Yds	TD	Bnds	FUMBLES	Fum	Lost	Rec.	Yds	TD	Bnds	
TOTAL	0	0	0	0	0	0	0	0	0	0	TOTAL	2	0	1	0	0	0	1

FINAL TEAM STATISTICS

RAIDERS				BRONCOS				RAIDERS				BRONCOS							
TOTAL FIRST DOWNS								11	16	FGs - PATs Had Blocked								0-0	0-0
By Rushing								1	5	Net Punting Average								44.7	43.8
By Passing								10	10	TOTAL RETURN YARDAGE (Not Including Kickoffs)								8	38
By Penalty								0	1	No. and Yards Punt Returns								2-8	5-38
THIRD DOWN EFFICIENCY								2-12-17%	5-16-31%	No. and Yards Kickoff Returns								3-85	1-12
FOURTH DOWN EFFICIENCY								0-3-0%	0-0-0%	No. and Yards Interception Returns								0-0	1-0
TOTAL NET YARDS								254	298	PENALTIES Number and Yards								7-75	6-40
Total Offensive Plays (inc. times thrown passing)								53	62	FUMBLES Number and Lost								0-0	2-0
Average gain per offensive play								4.8	4.8	TOUCHDOWNS								1	1
NET YARDS RUSHING								24	143	Rushing								0	0
Total Rushing Plays								15	32	Passing								1	1
Average gain per rushing play								1.6	4.5	EXTRA POINTS Made-Attempts								1-1	1-1
Tackles for a loss-number and yards								2-6	4-5	Kicking Made-Attempts								1-1	1-1
NET YARDS PASSING								230	155	FIELD GOALS Made-Attempts								1-1	3-4
Times thrown - yards lost attempting to pass								3-19	4-24	RED ZONE EFFICIENCY								0-0-0%	0-4-0%
Gross yards passing								249	179	GOAL TO GO EFFICIENCY								0-0-0%	0-2-0%
PASS ATTEMPTS-COMPLETIONS-HAD INTERCEPTED								35-21-1	26-16-0	SAFETIES								0	0
Avg gain per pass play (inc.# thrown passing)								6.1	5.2	FINAL SCORE								10	16
KICKOFFS Number-In End Zone-Touchbacks								3-2-2	5-4-2	TIME OF POSSESSION								27:03	32:57
PUNTS Number and Average								6-51.0	6-45.2										
Had Blocked								0	0										

BRONCOS DEFENSIVE STATISTICS

(Press Box Totals)																	
PLAYER	UT	A	TT	S-YDS	I-YDS	PD	FF	FR	PLAYER	UT	A	TT	S-YDS	I-YDS	PD	FF	FR
D. Stewart	5	2	7	0-0	0-0	0	0	0	S. Barrett	2	0	2	0-0	0-0	0	0	0
B. Marshall	3	3	6	0-0	0-0	0	0	0	D. Peko Sr.	1	1	2	0-0	0-0	0	0	0
W. Parks	5	0	5	0-0	0-0	1	0	0	T. Davis	1	1	2	0-0	0-0	0	0	0
C. Harris Jr.	4	2	6	0-0	0-0	0	0	0	S. Harris	1	0	1	1-4	0-0	0	0	0
A. Talib	3	1	4	0-0	0-0	0	0	0	J. Simmons	1	0	1	0-0	1-0	2	0	0
D. Wolfe	2	1	3	1-8	0-0	0	0	0	A. Gotsis	1	0	1	0-0	0-0	0	0	0
V. Miller	2	0	2	1-7	0-0	0	0	0	J. Taylor	1	0	1	0-0	0-0	0	0	0
B. Roby	2	0	2	0-0	0-0	1	0	0	TEAM TOTALS	33	11	44	3-19	1-0	5	0	0



New York 23, Denver 10

Sunday, Oct. 15, 2017 • 6:30 p.m. MDT • Sports Authority Field at Mile High • Denver

WEATHER: Clear, 61°, Wind NE 4 mph • **TIME:** 6:30 • **ATTENDANCE:** 76,721

The Denver Broncos fell to the New York Giants, 23-10, in their first home loss of the season at Sports Authority Field at Mile High in front of 76,721 fans.

Offensively, three turnovers and ineffective red zone execution (1-for-4) prevented the Broncos from coming back. New York's defense was able to shut down Denver's third-ranked run game, forcing quarterback Trevor Siemian to attempt 50 passes (29-of-50) for 376 yards with one touchdown and two interceptions—one returned by the Giants for a score.

After a three-and-out by Denver to start the game, New York was able to finish off a 13-play drive with kicker Aldrick Rosas booting a 25-yard field goal. The score represented the first points surrendered by the Broncos in the first quarter all season.

On the Broncos' final drive of the first quarter, Siemian led the offense to the Giants' 16-yard line but kicker Brandon McManus' potential equalizer from 35 yards out missed wide right.

New York capitalized off the Denver miscue and drove 75 yards on seven plays, capping the possession with a 5-yard touchdown pass from quarterback Eli Manning to rookie tight end Evan Engram.

During the drive, Manning converted a crucial 3rd-and-10 in Giants territory. On the next play, running back Orleans Darkwa broke loose for a 47-yard run—the longest rush allowed by Denver on the year—to set up New York for the score and a 10-0 lead.

Darkwa finished with 21 carries for 117 yards to mark the first 100-yard rushing performance against the Broncos in nearly a year.

On the ensuing drive, Siemian's pass intended for wide receiver Demaryius Thomas at the Giants' 14-yard line was intercepted by Giants safety Landon Collins to end the Denver scoring threat.

Denver forced a punt on the Giant's next series and was finally able to get on the scoreboard with a 28-yard field goal by McManus to close within 10-3.

With a minute remaining in the first half, Siemian's third down pass intended for wide receiver Bennie Fowler was intercepted by Giants cornerback Janoris Jenkins and returned 43 yards for a touchdown.

The Giants tacked on another field goal early in the third quarter to go up 20-3 on the home team.

Attempting to pull within two scores, Denver drove into Giants territory and attempted a 53-yard field goal that was blocked by New York defensive end Kerry Winn.

Denver's best chance to come back came midway through the fourth quarter, but a failed conversion on 4th-and-goal from the 1-yard line allowed the Giants to protect their 20-3 lead.

The Broncos finally found the end zone on a 13-yard pass from Siemian to tight end Jeff Heurman to pull within 20-10 with four minutes remaining but the Giants put the game away with a field goal with less than 30 seconds remaining.

OFFICIALS:

Referee — Bill Vinovich (52); **Umpire** — Bruce Stridgesky (102); **Head Linesman** — Phil McKinnely (110); **Line Judge** — Mark Perlman (9); **Side Judge** — Gary Cavaletto (60); **Field Judge** — Rick Patterson (15); **Back Judge** — Greg Meyer (78); **Replay** — Louis Nazzaro

DENVER BRONCOS

OFFENSE		DEFENSE	
WR 88	D. Thomas	DE 95	D. Wolfe
WR 16	B. Fowler	NT 94	D. Peko Sr.
LT 72	G. Bolles	DE 99	A. Gotsis
LG 76	M. Garcia	SLB 48	S. Barrett
C 61	M. Paradis	WLB 58	V. Miller
RG 65	R. Leary	ILB 54	B. Marshall
RT 75	M. Watson	ILB 51	T. Davis
TE 85	V. Green	LCB 21	A. Talib
WR 10	E. Sanders	RCB 25	C. Harris Jr.
RB 22	C. Anderson	SS 31	J. Simmons
QB 13	T. Siemian	FS 26	D. Stewart

BRONCOS SUBSTITUTIONS: K 8 B.McManus, P 9 R.Dixon, QB 17 B.Osweiler, S 20 J.Carter, RB 23 D.Booker, CB 27 B.Langley, RB 28 J.Charles, CB 29 B.Roby, FB 32 A.Janovich, S 34 W.Parks, LS 42 C.Kreiter, ILB 50 Z.Anderson, ILB 52 C.Nelson, DE 57 D.Walker, G/C 60 C.McGovern, G 73 A.Barbre, G 77 B.Turner, NT 78 A.Rubin, TE 82 J.Heurman, TE 83 A.Derby, WR 84 I.McKenzie, WR 87 Taylor, OLB 91 K.Edebali, DE 96 S.Harris. **INACTIVE:** QB 12 P.Lynch, WR 14 C.Latimer, RB 33 D.Henderson, CB 37 L.Doss, T 71 D.Stephenson, DT 90 K.Peko, DE 92 Z.Kerr.

NEW YORK GIANTS

OFFENSE		DEFENSE	
WR 18	R. Lewis	LDE 90	J. Pierre-Paul
LT 74	E. Flowers	LDT 98	D. Harrison
LG 77	J. Jerry	RDT 94	D. Tomlinson
C 69	B. Jones	RDE 72	K. Wynn
RG 76	D. Fluker	MLB 93	B. Goodson
RT 67	J. Pugh	WLB 57	K. Robinson
TE 85	R. Ellison	CB 24	E. Apple
TE 88	E. Engram	SS 21	L. Collins
QB 10	E. Manning	FS 27	D. Thompson
RB 26	O. Darkwa	CB 20	J. Jenkins
WR 12	T. King	CB 37	R. Cockrell

GIANTS SUBSTITUTIONS: K 2 A.Rosas, P 9 B.Wing, WR 19 T.Rudolph, RB 22 W.Gallman, CB 23M.Hunter, S 29 N.Berhe, S 33 A.Adams, RB 34 S.Vereen, CB 38 D.Deayon, LB46 C.Munson, LS 51 Z.DeOssie, LB 58 C.Grant, LB 59 D.Kennard, T 63 C.Wheeler, TE 81 M.LaCrosse, WR 84 E.Eagan, TE 89 J.Adams, DE 91 A.Moss, DE 95 N.Capi, DT 96 J.Bromley, DT 99 R.Thomas. **DID NOT PLAY:** QB 3 G.Smith, T 68 B.Hart, G 75 J.Halapio. **INACTIVE:** QB 5 D.Webb, RB 28 P.Perkins, LB 52 J.Casillas, DE 54 O.Vernon, C 70 W.Richburg, DE 78 R.Okwara, WR 87 S.Shepard.

		1	2	3	4	OT	TOTAL	FIELD GOALS (made () & missed)
VISITOR	New York Giants	3	14	3	3	0	23	A. Rosas (25) (51) 49B (40)
HOME	Denver Broncos	0	3	0	7	0	10	B. McManus 35WR (28) 53B

Team	Qtr	Clock Time	PLAY DESCRIPTION (Extra Point) (Drive Info)	SCORE	
				Visitor	Home
GIANTS	1	6:54	A.Rosas 25 yd. Field Goal (13-69, 7:02)	3	0
GIANTS	2	12:30	E.Engram 5 yd. pass from E.Manning (A.Rosas kick) (7-75, 3:23)	10	0
BRONCOS	2	4:21	B.McManus 28 yd. Field Goal (9-70, 3:06)	10	3
GIANTS	2	0:48	J.Jenkins 43 yd. interception return (A.Rosas kick)	17	3
GIANTS	3	8:08	A.Rosas 51 yd. Field Goal (6-30, 2:45)	20	3
BRONCOS	4	4:00	J.Heurman 13 yd. pass from T.Siemian (B.McManus kick) (7-58, 2:03)	20	10
GIANTS	4	0:27	A.Rosas 40 yd. Field Goal (7-19, 3:40)	23	10



L.A. Chargers 21, Denver 0

Sunday, Oct. 22, 2017 • 1:25 p.m. PDT • StubHub Center • Carson, Calif.

WEATHER: Sunny, 90°, Wind W 4 mph • **TIME:** 2:53 • **ATTENDANCE:** 25,388

The Denver Broncos were shut out by the Los Angeles Chargers, 21-0, at the StubHub Center to end their 394-game scoring streak.

Playing in Los Angeles for the first time in 23 seasons, the Broncos' scoring streak—the second-longest such streak in NFL history—came to an end in front of 25,388 fans in the Chargers' temporary home stadium.

Denver's offense was powerless throughout the game due to three costly turnovers and a 3-for-14 (21.4%) performance on third downs.

The Chargers were sparked by wide receiver Travis Benjamin, who gave Los Angeles a 7-0 lead with a 65-yard punt return score in the first quarter and sealed the win with a 42-yard touchdown reception in the fourth quarter.

Denver's defense held the Chargers to 242 yards of offense and 3-of-12 (25.0%) on third downs but was unable to produce a takeaway for the second consecutive game.

After receiving the opening kickoff, Denver's first third-down attempt produced a 23-yard pass from quarterback Trevor Siemian to tight end A.J. Derby. The play ended with Derby fumbling and the Chargers recovering inside Broncos territory.

After driving to the Denver 1-yard line, the Chargers were turned away on four consecutive runs to give the ball back to the Broncos.

Denver made one first down before a Riley Dixon punt was caught by Benjamin and returned 65 yards for a touchdown and a 7-0 Chargers lead.

The Chargers boosted their lead midway through the second quarter after a 10-play drive led by quarterback Philip Rivers ended with a 1-yard scoring pass to rookie running back Austin Ekeler.

Denver drove into Los Angeles territory on its next possession, but a sack-fumble by defensive end Chris McCain gave the Chargers the ball back and ended the Broncos' scoring threat.

The Broncos had an opportunity to get back in the game in the third quarter but an 81-yard pass from Siemian to wide receiver Demaryius Thomas was called back due to offensive pass interference.

At the start of the fourth quarter, Siemian led the offense to the Chargers' 31-yard line with another chance to pull within one score, but an interception by cornerback Casey Hayward on 4th-and-6 turned the Broncos away again.

Los Angeles capitalized on the turnover and sealed the game with a 10-play drive capped by a 42-yard touchdown from Rivers to Benjamin.

In the loss, Broncos linebacker Von Miller recorded a pair of sacks to give him 80.5 for his career. He passed Ring of Fame linebacker Karl Mecklenburg for second on the franchise's all-time list and became the second-fastest NFL player ever to reach 80 sacks.

OFFICIALS:

Referee — John Hussey (35); **Umpire** — Tony Michalek (115); **Head Linesman** — Ed Walker (123); **Line Judge** — Ron Marinucci (107); **Side Judge** — Jimmy Buchanan (86); **Field Judge** — Allen Baynes (56); **Back Judge** — Keith Ferguson (61); **Replay** — Mike Wimmer

DENVER BRONCOS

OFFENSE		DEFENSE	
WR 88	D. Thomas	DE 95	D. Wolfe
TE 82	J. Heuerman	NT 94	D. Peko Sr.
LT 72	MG. Bolles	DE 99	A. Gotsis
LG 76	M. Garcia	SLB 48	S. Barrett
C 61	M. Paradis	WLB 58	V. Miller
RG 65	R. Leary	ILB 51	T. Davis
RT 73	A. Barbre	ILB 54	B. Marshall
TE 85	V. Green	LCB 21	A. Talib
WR 87	J. Taylor	RCB 25	C. Harris Jr.
RB 22	C. Anderson	SS 31	J. Simmons
QB 13	T. Siemian	FS 26	D. Stewart

BRONCOS SUBSTITUTIONS: K 8 B.McManus, P 9 R.Dixon, WR 15 H.Sharp, WR 16 B.Fowler, S 20 J.Carter, RB 23 D.Booker, CB 27 B.Langley, RB 28 J.Charles, CB 29 B.Roby, FB 32A.Janovich, S 34 W.Parks, CB 37 L.Doss, MLB 41 J.Garcia-Williams, LS 42 C.Kreiter, ILB 50 Z.Anderson, DE 57 D.Walker, TE 83 A.Derby, OLB 91 K.Edebali, DE 92 Z.Kerr, DE 96 S.Harris. **DID NOT PLAY:** QB 17 B.Osweller, C 55 D.Day, G/C 60 C.McGovern, T 68 E.Wilkinson. **INACTIVE:** WR 10 E.Sanders, QB 12 P.Lynch, WR 14 C.Latimer, RB 33 D.Henderson, T 71 D.Stephenson, T 75 M.Watson, WR 84 I.McKenzie.

LOS ANGELES CHARGERS

OFFENSE		DEFENSE	
WR 13	K. Allen	DE 99	J. Bosa
TE 84	S. McGrath	NT 92	B. Mebane
LT 76	R. Okung	DT 93	D. Philon
LG 68	M. Slauson	LEO 54	M. Ingram
C 73	S. Pulley	OTTO 51	K. Emanuel
RG 79	K. Wiggins	MIKE 56	K. Toomer
RT 78	M. Schofield	WILL 50	H. Pullard
TE 86	H. Henry	LCB 26	C. Hayward
WR 16	Ty. Williams	SS 37	J. Addae
QB 17	P. Rivers	FS 33	T. Boston
RB 28	M. Gordon	RCB 24	Tr. Williams

CHARGERS SUBSTITUTIONS: P 8 D.Kaser, K 9 N.Novak, WR-KR 12 T.Benjamin, CB 20 D.King, S 25 R.Jenkins, RB 30 A.Ekeler, S 31 A.Phillips, FB 34 D.Watt, DE 40 C.McCain, CB 43 M.Davis, RB 44 A.Williams, LS 47 M.Windt, LB 48 N.Dzubnar, OLB 49 J.Onwualu, LB 53 J.Keyes, OLB 57 J.Brown, G 66 D.Feeney, T 69 S.Tevi, NT 71 D.Square, WR 81 M.Williams, TE 85 A.Gates, DT 95 T.Palepoi, DE 97 J.Attaochu. **DID NOT PLAY:** QB 10 K.Clemens. **INACTIVE:** QB 7 C.Jones, WR 15 D.Inman, RB 32 B.Oliver, T 61 T.Marz, T 72 J.Barksdale, TE 80 S.Culkin, DT 94 C.Liugot.

		1	2	3	4	OT	TOTAL	FIELD GOALS (made () & missed)
VISITOR	Denver Broncos	0	0	0	0	0	0	
HOME	Los Angeles Chargers	7	7	0	7	0	21	

Team	Qtr	Clock Time	PLAY DESCRIPTION (Extra Point) (Drive Info)	SCORE	
				Visitor	Home
CHARGERS	1	7:27	T.Benjamin 65 yd. punt return (N.Novak kick)	0	7
CHARGERS	2	7:07	A.Ekeler 1 yd. pass from P.Rivers (N.Novak kick) (9-65, 5:55)	0	14
CHARGERS	4	5:42	T. Benjamin 42 yd. pass from P.Rivers (N.Novak kick) (10-92, 6:53)	0	21

National Football League Game Summary

NFL Copyright © 2017 by The National Football League. All rights reserved. This summary and play-by-play is for the express purpose of assisting media in their coverage of the game; any other use of this material is prohibited without the written permission of the National Football League. Updated: 10/23/2017

Date: Sunday, 10/22/2017

Denver Broncos at Los Angeles Chargers
at StubHub Center, Carson, CA

Start Time: 1:25 PM PDT

Game Day Weather

Game Weather: Sunny
Played on Turf: Grass

Temp: 90° F (32.2° C) Humidity: 15%, Wind: W 4 mph

Officials

Referee: Hussey, John (35)	Umpire: Michalek, Tony (115)	Down Judge: Walker, Ed (123)
Line Judge: Marinucci, Ron (107)	Field Judge: Buchanan, Jimmy (86)	Side Judge: Baynes, Allen (56)
Back Judge: Ferguson, Keith (61)	Replay Official: Wimmer, Mike (0)	

Lineups

Denver Broncos			Los Angeles Chargers		
Offense		Defense	Offense		Defense
WR 88 D. Thomas		DE 95 D.Wolfe	WR 13 K.Allen		DE 99 J.Bosa
TE 82 J.Heurman		NT 94 D.Peko	TE 84 S.McGrath		NT 92 B.Mebane
LT 72 G.Bolles		DE 99 A.Gotsis	LT 76 R.Okung		DT 93 D.Pilon
LG 76 M.Garcia		SLB 48 S.Barrett	LG 68 M.Slauson		LEO 54 M.Ingram
C 61 M.Paradis		WLB 58 V.Miller	C 73 S.Pulley		OTTO 51 K.Emanuel
RG 65 R.Leary		ILB 51 T.Davis	RG 79 K.Wiggins		MIKE 56 K.Toomer
RT 73 A.Barbre		ILB 54 B.Marshall	RT 78 M.Schofield		WILL 50 H.Pullard
TE 85 V.Green		LCB 21 A.Talib	TE 86 H.Henry		LCB 26 C.Hayward
WR 87 J.Taylor		RCB 25 C.Harris	WR 16 Ty.Williams		SS 37 J.Addae
RB 22 C.Anderson		SS 31 J.Simmons	QB 17 P.Rivers		FS 33 T.Boston
QB 13 T.Siemian		FS 26 D.Stewart	RB 28 M.Gordon		RCB 24 Tr.Williams

Substitutions

K 8 B.McManus, P 9 R.Dixon, WR 15 H.Sharp, WR 16 B.Fowler, S 20 J.Carter, RB 23 D.Booker, CB 27 B.Langley, RB 28 J.Charles, CB 29 B.Roby, FB 32 A.Janovich, S 34 W.Parks, CB 37 L.Doss, MLB 41 J.Garcia-Williams, LS 42 C.Kreiter, ILB 50 Z.Anderson, DE 57 D.Walker, TE 83 A.Derby, OLB 91 K.Edebali, DE 92 Z.Kerr, DE 96 S.Harris

Substitutions

P 8 D.Kaser, K 9 N.Novak, WR-KR 12 T.Benjamin, CB 20 D.King, S 25 R.Jenkins, RB 30 A.Ekeler, S 31 A.Phillips, FB 34 D.Watt, DE 40 C.McCain, CB 43 M.Davis, RB 44 A.Williams, LS 47 M.Windt, LB 48 N.Dzubnar, OLB 49 J.Onwualu, LB 53 J.Keyes, OLB 57 J.Brown, G 66 D.Feeney, T 69 S.Tevi, NT 71 D.Square, WR 81 M.Williams, TE 85 A.Gates, DT 95 T.Palepoi, DE 97 J.Attaochu

Did Not Play

QB 17 B.Osweiler, C 55 D.Day, G/C 60 C.McGovern, T 68 E.Wilkinson

Did Not Play

QB 10 K.Clemens

Not Active

WR 10 E.Sanders, QB 12 P.Lynch, WR 14 C.Latimer, RB 33 D.Henderson, T 71 D.Stephenson, T 75 M.Watson, WR 84 I.McKenzie

Not Active

QB 7 C.Jones, WR 15 D.Inman, RB 32 B.Oliver, T 61 T.Marz, T 72 J.Barksdale, TE 80 S.Culkin, DT 94 C.Liuget

Field Goals (made () & missed)

		1	2	3	4	OT	Total
VISITOR:	Denver Broncos	0	0	0	0	0	0
HOME:	Los Angeles Chargers	7	7	0	7	0	21

Scoring Plays

Team	Qtr	Time	Play Description (Extra Point) (Drive Info)	Visitor	Home
Chargers	1	7:27	T.Benjamin 65 yd. punt return (N.Novak kick)	0	7
Chargers	2	7:07	A.Ekeler 1 yd. pass from P.Rivers (N.Novak kick) (9-65, 5:55)	0	14
Chargers	4	5:42	T.Benjamin 42 yd. pass from P.Rivers (N.Novak kick) (10-92, 6:53)	0	21
Paid Attendance: 25,388				Time: 2:53	

Final Individual Statistics

Denver Broncos

RUSHING	ATT	YDS	AVG	LG	TD
C.Anderson	10	44	4.4	11	0
T.Siemian	2	14	7.0	8	0
D.Booker	2	6	3.0	6	0
A.Janovich	1	3	3.0	3	0
J.Charles	4	2	0.5	3	0
Total	19	69	3.6	11	0

PASSING	ATT	CMP	YDS	SK/YD	TD	LG	IN	RT
T.Siemian	35	25	207	5/25	0	23	1	74.3
Total	35	25	207	5/25	0	23	1	74.3

PASS RECEIVING	TAR	REC	YDS	AVG	LG	TD
A.Derby	7	6	66	11.0	23	0
B.Fowler	5	5	45	9.0	13	0
J.Charles	4	4	20	5.0	9	0
D.Booker	4	3	22	7.3	15	0
A.Janovich	2	2	14	7.0	10	0
D.Thomas	6	2	9	4.5	13	0
C.Anderson	2	1	17	17.0	17	0
J.Taylor	2	1	7	7.0	7	0
V.Green	2	1	7	7.0	7	0
H.Sharp	1	0	0	0.0	0	0
Total	35	25	207	8.3	23	0

INTERCEPTIONS	NO	YDS	AVG	LG	TD
Total	0	0	0	0	0

PUNTING	NO	YDS	AVG	NET	TB	IN20	LG
R.Dixon	8	349	43.6	32.6	0	2	46
Total	8	349	43.6	32.6	0	2	46

PUNT RETURNS	NO	YDS	AVG	FC	LG	TD
H.Sharp	5	55	11.0	1	16	0
[DOWNED]	1	0	0.0	0	0	0
[OUT OF BOUNDS]	1	0	0.0	0	0	0
Total	5	55	11.0	1	16	0

KICKOFF RETURNS	NO	YDS	AVG	FC	LG	TD
B.Langley	3	93	31.0	0	61	0
[TOUCHBACK]	1	0	0.0	0	0	0
Total	3	93	31.0	0	61	0

Los Angeles Chargers

RUSHING	ATT	YDS	AVG	LG	TD
M.Gordon	18	38	2.1	21	0
A.Ekeler	7	38	5.4	11	0
T.Benjamin	1	4	4.0	4	0
Total	26	80	3.1	21	0

PASSING	ATT	CMP	YDS	SK/YD	TD	LG	IN	RT
P.Rivers	26	15	183	3/21	2	42	0	105.1
Total	26	15	183	3/21	2	42	0	105.1

PASS RECEIVING	TAR	REC	YDS	AVG	LG	TD
H.Henry	5	4	73	18.3	34	0
A.Ekeler	4	4	6	1.5	3	1
K.Allen	7	3	41	13.7	19	0
T.Benjamin	1	1	42	42.0	42	1
Ty.Williams	1	1	11	11.0	11	0
M.Gordon	4	1	6	6.0	6	0
A.Gates	1	1	4	4.0	4	0
M.Williams	2	0	0	0.0	0	0
Total	25	15	183	12.2	42	2

INTERCEPTIONS	NO	YDS	AVG	LG	TD
C.Hayward	1	-2	-2.0	-2	0
Total	1	-2	-2.0	-2	0

PUNTING	NO	YDS	AVG	NET	TB	IN20	LG
D.Kaser	8	413	51.6	44.8	0	3	69
Total	8	413	51.6	44.8	0	3	69

PUNT RETURNS	NO	YDS	AVG	FC	LG	TD
T.Benjamin	3	88	29.3	5	65	1
Total	3	88	29.3	5	65	1

KICKOFF RETURNS	NO	YDS	AVG	FC	LG	TD
[TOUCHBACK]	1	0	0.0	0	0	0
Total	0	0	0.0	0	0	0

Denver Broncos

FUMBLES	FUM	LOST	OWN-REC	YDS	TD	FORCED	OPP-REC	YDS	TD	OUT-BDS
T.Siemian	2	1	0	0	0	0	0	0	0	0
A.Derby	1	1	0	0	0	0	0	0	0	0
M.Garcia	0	0	1	0	0	0	0	0	0	0
Total	3	2	1	0	0	0	0	0	0	0

Los Angeles Chargers

FUMBLES	FUM	LOST	OWN-REC	YDS	TD	FORCED	OPP-REC	YDS	TD	OUT-BDS
C.McCain	0	0	0	0	0	2	0	0	0	0
A.Phillips	0	0	0	0	0	1	0	0	0	0
J.Brown	0	0	0	0	0	0	1	0	0	0
D.Square	0	0	0	0	0	0	1	0	0	0
Total	0	0	0	0	0	3	2	0	0	0

Final Team Statistics

	Visitor Broncos	Home Chargers
TOTAL FIRST DOWNS	12	14
By Rushing	3	2
By Passing	8	8
By Penalty	1	4
THIRD DOWN EFFICIENCY	3-14-21%	3-12-25%
FOURTH DOWN EFFICIENCY	0-2-0%	0-1-0%
TOTAL NET YARDS	251	242
Total Offensive Plays (inc. times thrown passing)	59	55
Average gain per offensive play	4.3	4.4
NET YARDS RUSHING	69	80
Total Rushing Plays	19	26
Average gain per rushing play	3.6	3.1
Tackles for a loss-number and yards	2-4	2-4
NET YARDS PASSING	182	162
Times thrown - yards lost attempting to pass	5-25	3-21
Gross yards passing	207	183
PASS ATTEMPTS-COMPLETIONS-HAD INTERCEPTED	35-25-1	26-15-0
Avg gain per pass play (inc.# thrown passing)	4.6	5.6
KICKOFFS Number-In End Zone-Touchbacks	1-1-1	4-4-1
PUNTS Number and Average	8-43.6	8-51.6
Had Blocked	0	0
FGs - PATs Had Blocked	0-0	0-0
Net Punting Average	32.6	44.8
TOTAL RETURN YARDAGE (Not Including Kickoffs)	55	86
No. and Yards Punt Returns	5-55	3-88
No. and Yards Kickoff Returns	3-93	0-0
No. and Yards Interception Returns	0-0	1--2
PENALTIES Number and Yards	10-68	9-81
FUMBLES Number and Lost	3-2	0-0
TOUCHDOWNS	0	3
Rushing	0	0
Passing	0	2
Punt Returns	0	1
EXTRA POINTS Made-Attempts	0-0	3-3
Kicking Made-Attempts	0-0	3-3
FIELD GOALS Made-Attempts	0-0	0-0
RED ZONE EFFICIENCY	0-1-0%	1-2-50%
GOAL TO GO EFFICIENCY	0-0-0%	1-2-50%
SAFETIES	0	0
FINAL SCORE	0	21
TIME OF POSSESSION	31:04	28:56

Ball Possession And Drive Chart

Denver Broncos

#	Time Recd	Time Lost	Time Poss	How Ball Obtained	Drive Began	# Play	Yds Gain	Yds Pen	Net Yds	1st Down	Last Scrm	How Given Up
1	15:00	13:31	1:29	Kickoff	DEN 9	3	29	0	29	0	DEN 15	Fumble
2	10:51	7:27	3:24	Downs	DEN 1	6	18	0	18	1	DEN 19	Punt
3	7:27	5:33	1:54	Kickoff	DEN 16	3	7	-5	2	0	DEN 18	Punt
4	3:56	1:08	2:48	Punt	DEN 19	4	13	5	18	1	DEN 37	Punt
5	15:00	13:02	1:58	Punt	DEN 27	3	7	-10	-3	0	DEN 24	Punt
6	7:07	4:00	3:07	Kickoff	DEN 25	6	22	15	37	2	LAC 35	Fumble
7	2:57	2:09	0:48	Punt	DEN 35	3	6	0	6	0	DEN 41	Punt
8	1:40	0:50	0:50	Punt	DEN 37	3	7	0	7	0	DEN 44	Punt
9	12:57	9:44	3:13	Punt	DEN 1	5	18	0	18	1	DEN 19	Punt
10	6:48	4:47	2:01	Punt	DEN 9	3	12	-5	7	0	DEN 16	Punt
11	2:47	12:35	5:12	Punt	DEN 30	10	39	0	39	3	LAC 31	Interception
12	5:42	2:18	3:24	Kickoff	LAC 43	7	48	-15	33	2	* LAC 27	Downs
13	0:56	0:00	0:56	Punt	DEN 35	3	25	0	25	2	LAC 41	End of Game

(301) Average DEN 23

Los Angeles Chargers

#	Time Recd	Time Lost	Time Poss	How Ball Obtained	Drive Began	# Play	Yds Gain	Yds Pen	Net Yds	1st Down	Last Scrm	How Given Up
1	13:31	10:51	2:40	Fumble	DEN 45	6	34	10	44	2	* DEN 1	Downs
2	5:33	3:56	1:37	Punt	LAC 36	3	-4	0	-4	0	LAC 32	Punt
3	1:08	0:00	1:08	Punt	LAC 37	3	2	-16	-14	0	LAC 23	Punt
4	13:02	7:07	5:55	Punt	LAC 35	9	65	0	65	5	* DEN 1	Touchdown
5	4:00	2:57	1:03	Fumble	LAC 38	3	1	-5	-4	0	LAC 34	Punt
6	2:09	1:40	0:29	Punt	LAC 15	3	0	0	0	0	LAC 15	Punt
7	0:50	0:00	0:50	Punt	LAC 15	2	8	0	8	0	LAC 21	End of Half
8	15:00	12:57	2:03	Kickoff	LAC 25	3	9	-4	5	0	LAC 30	Punt
9	9:44	6:48	2:56	Punt	LAC 40	5	20	0	20	1	DEN 40	Punt
10	4:47	2:47	2:00	Punt	LAC 43	3	17	-15	2	0	LAC 45	Punt
11	12:35	5:42	6:53	Interception	LAC 8	10	95	-3	92	5	DEN 42	Touchdown
12	2:18	0:56	1:22	Downs	LAC 10	5	-5	15	10	1	LAC 20	Punt

(357) Average LAC 30

* inside opponent's 20

Time of Possession by Quarter		1st	2nd	3rd	4th	OT	Total
Visitor	Denver Broncos	9:35	6:43	8:01	6:45		31:04
Home	Los Angeles Chargers	5:25	8:17	6:59	8:15		28:56

Kickoff Drive No.-Start Average

Broncos: 4 - DEN 27

Chargers: 1 - LAC 25

First Quarter

LAC wins the coin toss and elects to defer. DEN elects to Receive, and LAC elects to defend the south goal.

N.Novak kicks 68 yards from LAC 35 to DEN -3. B.Langley to DEN 9 for 12 yards (M.Davis).

Denver Broncos at 15:00, (1st play from scrimmage 14:52)

1-10-DEN 9 (14:52) C.Anderson up the middle to DEN 12 for 3 yards (K.Emanuel, K.Toomer).

2-7-DEN 12 (14:21) (Shotgun) C.Anderson left tackle to DEN 15 for 3 yards (J.Addae).

3-4-DEN 15 (13:42) (Shotgun) T.Siemian pass deep left to A.Derby to DEN 38 for 23 yards (A.Phillips). FUMBLES (A.Phillips), RECOVERED by LAC-J.Brown at DEN 45. J.Brown to DEN 45 for no gain (J.Taylor).

Los Angeles Chargers at 13:31

1-10-DEN 45 (13:31) (Shotgun) P.Rivers pass short right to H.Henry to DEN 11 for 34 yards (A.Talib) P1

1-10-DEN 11 (12:48) (Shotgun) P.Rivers pass incomplete short right to K.Allen.

2-10-DEN 11 (12:44) (Shotgun) P.Rivers pass incomplete short right to H.Henry.

PENALTY on DEN-D.Stewart, Defensive Pass Interference, 10 yards, enforced at DEN 11 - No Play. X2

1-1-DEN 1 (12:38) M.Gordon left tackle to DEN 1 for no gain (B.Marshall, T.Davis).

2-1-DEN 1 (12:06) M.Gordon left tackle to DEN 1 for no gain (S.Barrett).

3-1-DEN 1 (11:29) M.Gordon up the middle to DEN 1 for no gain (T.Davis, B.Marshall).

4-1-DEN 1 (10:54) M.Gordon up the middle to DEN 1 for no gain (T.Davis, W.Parks).

PENALTY on DEN, Unsportsmanlike Conduct, 0 yards, enforced at DEN 1.

Denver Broncos at 10:51

1-10-DEN 1 (10:51) A.Janovich left end to DEN 4 for 3 yards (H.Pullard).

2-7-DEN 4 (10:14) (Shotgun) T.Siemian pass incomplete short left to D. Thomas (J.Addae).

3-7-DEN 4 (10:09) (Shotgun) T.Siemian scrambles left end to DEN 12 for 8 yards (C.McCain) R1

1-10-DEN 12 (9:27) C.Anderson left end pushed ob at DEN 14 for 2 yards (Tr.Williams).

2-8-DEN 14 (8:53) (Shotgun) T.Siemian pass short left to J.Charles to DEN 21 for 7 yards (H.Pullard).

3-1-DEN 21 (8:14) (Shotgun) J.Charles left end to DEN 19 for -2 yards (J.Addae).

4-3-DEN 19 (7:44) **R.Dixon punts 46 yards to LAC 35, Center-C.Kreiter. T.Benjamin for 65 yards, TOUCHDOWN.**

Los Angeles Chargers at 7:27

N.Novak extra point is GOOD, Center-M.Windt, Holder-D.Kaser.

DEN 0 LAC 7, 0 plays, 65 yards, 0:00 drive , 7:33 elapsed

N.Novak kicks 69 yards from LAC 35 to DEN -4. B.Langley to DEN 16 for 20 yards (A.Ekeler, R.Jenkins).

Timeout #1 by LAC at 07:21.

Denver Broncos at 7:27, (1st play from scrimmage 7:21)

1-10-DEN 16 (7:21) (Shotgun) T.Siemian pass short left to B.Fowler ran ob at DEN 20 for 4 yards.

2-6-DEN 20 (6:46) (Shotgun) C.Anderson left tackle to DEN 23 for 3 yards (A.Phillips).

3-3-DEN 23 (6:07) (Shotgun) *PENALTY on DEN-A.Derby, False Start, 5 yards, enforced at DEN 23 - No Play.*

3-8-DEN 18 (5:46) (Shotgun) T.Siemian pass incomplete short right to H.Sharp.

4-8-DEN 18 (5:41) R.Dixon punts 46 yards to LAC 36, Center-C.Kreiter, fair catch by T.Benjamin.

Los Angeles Chargers at 5:33

1-10-LAC 36 (5:33) (Shotgun) P.Rivers sacked at LAC 30 for -6 yards (V.Miller).

2-16-LAC 30 (4:57) M.Gordon up the middle to LAC 32 for 2 yards (D.Wolfe).

3-14-LAC 32 (4:16) (Shotgun) P.Rivers pass incomplete deep middle to K.Allen (B.Roby).

4-14-LAC 32 (4:09) D.Kaser punts 60 yards to DEN 8, Center-M.Windt. H.Sharp to DEN 19 for 11 yards (J.Onwuvalu, N.Dzubnar).

Denver Broncos at 3:56

1-10-DEN 19 (3:56) (Shotgun) T.Siemian pass short middle to D. Thomas to DEN 32 for 13 yards (H.Pullard, T.Boston) P2

1-10-DEN 32 (3:22) J.Charles left end to DEN 33 for 1 yard (K.Emanuel, K.Toomer).

2-9-DEN 33 (2:49) (Shotgun) T.Siemian pass short left to J.Charles pushed ob at DEN 36 for 3 yards (H.Pullard).

3-6-DEN 36 (2:10) (Shotgun) T.Siemian pass short left to D. Thomas to DEN 32 for -4 yards (J.Attaochu).

4-10-DEN 32 (1:33) (*Punt formation*) *PENALTY on LAC-C.McCain, Neutral Zone Infraction, 5 yards, enforced at DEN 32 - No Play.*

4-5-DEN 37 (1:20) R.Dixon punts 46 yards to LAC 17, Center-C.Kreiter. T.Benjamin ran ob at LAC 37 for 20 yards (R.Dixon).

Los Angeles Chargers at 1:08

1-10-LAC 37 (1:08) P.Rivers pass incomplete short right to M.Gordon.

2-10-LAC 37 (1:03) M.Gordon up the middle to LAC 39 for 2 yards (A.Gotsis).

Denver Broncos vs Los Angeles Chargers at StubHub Center

3-8-LAC 39 (:19) (Shotgun) P.Rivers pass incomplete short right.

PENALTY on LAC-P.Rivers, Intentional Grounding, 16 yards, enforced at LAC 39.

4-24-LAC 23 (:12) D.Kaser punts 56 yards to DEN 21, Center-M.Windt. H.Sharp to DEN 27 for 6 yards (K.Emanuel).

END OF QUARTER

	Score	Time	First Downs				Efficiencies	
		Poss	R	P	X	T	3 Down	4 Down
Denver Broncos	0	9:35	1	1	0	2	1/5	0/0
Los Angeles Chargers	7	5:25	0	1	1	2	0/3	0/1

Second Quarter

10/22/2017

Play By Play

Denver Broncos continued.

Denver Broncos at 15:00

- 1-10-DEN 27 (15:00) C.Anderson right tackle to DEN 25 for -2 yards (M.Ingram).
 2-12-DEN 25 (14:25) (Shotgun) T.Siemian pass incomplete short left to D. Thomas.
 3-12-DEN 25 (14:17) (Shotgun) T.Siemian scrambles up the middle to DEN 48 for 23 yards (T.Boston).
PENALTY on DEN-G.Bolles, Offensive Holding, 10 yards, enforced at DEN 25 - No Play.
 3-22-DEN 15 (13:47) (Shotgun) T.Siemian pass short middle to J.Charles to DEN 24 for 9 yards (D.King).
 4-13-DEN 24 (13:11) R.Dixon punts 41 yards to LAC 35, Center-C.Kreiter, fair catch by T.Benjamin.

Los Angeles Chargers at 13:02

- 1-10-LAC 35 (13:02) A.Ekeler left tackle to LAC 40 for 5 yards (T.Davis, B.Marshall).
PENALTY on DEN-A.Gotsis, Defensive Holding, 5 yards, enforced at LAC 40. X3
 1-10-LAC 45 (12:31) (Shotgun) A.Ekeler right end to DEN 46 for 9 yards (T.Davis).
 2-1-DEN 46 (11:47) (Shotgun) P.Rivers pass short middle to A.Ekeler to DEN 43 for 3 yards (T.Davis). P4
 1-10-DEN 43 (11:05) (Shotgun) P.Rivers pass short left to A.Ekeler to DEN 41 for 2 yards (A.Talib).
 2-8-DEN 41 (10:21) P.Rivers pass short left to H.Henry to DEN 22 for 19 yards (T.Davis). P5
 1-10-DEN 22 (9:35) (Shotgun) M.Gordon right end to DEN 19 for 3 yards (V.Miller, C.Harris).
 2-7-DEN 19 (8:48) (Shotgun) *PENALTY on LAC-A.Gates, False Start, 5 yards, enforced at DEN 19 - No Play.*
 2-12-DEN 24 (8:23) (Shotgun) P.Rivers pass short left to A.Gates to DEN 20 for 4 yards (T.Davis, W.Parks).
 3-8-DEN 20 (7:39) (Shotgun) P.Rivers pass short right to K.Allen pushed ob at DEN 1 for 19 yards (B.Roby). P6
Penalty on DEN-S.Barrett, Defensive Offside, declined.
 1-1-DEN 1 (7:10) (Shotgun) **P.Rivers pass short left to A.Ekeler for 1 yard, TOUCHDOWN.** P7
 N.Novak extra point is GOOD, Center-M.Windt, Holder-D.Kaser.

DEN 0 LAC 14, 9 plays, 65 yards, 1 penalty, 5:55 drive, 7:53 elapsed

N.Novak kicks 65 yards from LAC 35 to end zone, Touchback.

Denver Broncos at 7:07

- 1-10-DEN 25 (7:07) T.Siemian pass short right to A.Janovich to DEN 29 for 4 yards (K.Emanuel).
 2-6-DEN 29 (6:35) D.Booker right tackle to DEN 29 for no gain (D.Philon, K.Toomer).
 3-6-DEN 29 (5:56) (Shotgun) T.Siemian sacked at DEN 20 for -9 yards (M.Ingram).
PENALTY on LAC-M.Ingram, Roughing the Passer, 15 yards, enforced at DEN 29 - No Play. X3
 1-10-DEN 44 (5:37) D.Booker up the middle to 50 for 6 yards (A.Phillips, J.Addae).
 2-4-50 (5:00) (Shotgun) T.Siemian pass incomplete short left to D.Booker.
 3-4-50 (4:55) (Shotgun) T.Siemian pass short right to D.Booker to LAC 35 for 15 yards (J.Brown, A.Phillips). P4
 1-10-LAC 35 (4:09) T.Siemian sacked at LAC 40 for -5 yards (C.McCain). FUMBLES (C.McCain) [C.McCain], RECOVERED by LAC-D.Square at LAC 38.
 D.Square to LAC 38 for no gain (M.Garcia).

Los Angeles Chargers at 4:00

- 1-10-LAC 38 (4:00) P.Rivers pass incomplete short middle to K.Allen.
 2-10-LAC 38 (3:53) (Shotgun) *PENALTY on LAC-P.Rivers, Delay of Game, 5 yards, enforced at LAC 38 - No Play.*
 2-15-LAC 33 (3:53) (Shotgun) M.Gordon left end to LAC 34 for 1 yard (D.Stewart, D.Wolfe).
 3-14-LAC 34 (3:12) (Shotgun) P.Rivers pass short left to A.Ekeler to LAC 34 for no gain (B.Roby).
 Timeout #1 by DEN at 03:06.
 4-14-LAC 34 (3:06) D.Kaser punts 44 yards to DEN 22, Center-M.Windt. H.Sharp to DEN 35 for 13 yards (D.Watt, N.Dzubnar).

Denver Broncos at 2:57

- 1-10-DEN 35 (2:57) (Shotgun) T.Siemian pass incomplete short right to D. Thomas.
 2-10-DEN 35 (2:53) (Shotgun) T.Siemian pass incomplete short right to C.Anderson.
 3-10-DEN 35 (2:47) (Shotgun) T.Siemian scrambles up the middle to DEN 41 for 6 yards (D.King, C.McCain).
 4-4-DEN 41 (2:16) R.Dixon punts 44 yards to LAC 15, Center-C.Kreiter, fair catch by T.Benjamin.

Los Angeles Chargers at 2:09

- 1-10-LAC 15 (2:09) (Shotgun) P.Rivers pass incomplete short right to M.Gordon.
 2-10-LAC 15 (2:04) (Shotgun) P.Rivers pass incomplete short middle to H.Henry.

Two-Minute Warning

- 3-10-LAC 15 (1:59) (Shotgun) P.Rivers pass incomplete short right to M.Gordon.

Denver Broncos vs Los Angeles Chargers at StubHub Center

4-10-LAC 15 (1:55) D.Kaser punts 64 yards to DEN 21, Center-M.Windt. H.Sharp to DEN 37 for 16 yards (M.Davis).

Denver Broncos at 1:40

1-10-DEN 37 (1:40) (Shotgun) T.Siemian sacked at DEN 29 for -8 yards (M.Ingram).

2-18-DEN 29 (1:10) (Shotgun) T.Siemian pass short right to B.Fowler pushed ob at DEN 37 for 8 yards (J.Addae).

3-10-DEN 37 (1:03) (Shotgun) T.Siemian pass short middle to A.Derby to DEN 44 for 7 yards (Tr.Williams).

Timeout #2 by LAC at 00:58.

4-3-DEN 44 (:58) R.Dixon punts 41 yards to LAC 15, Center-C.Kreiter, fair catch by T.Benjamin.

Los Angeles Chargers at 0:50

1-10-LAC 15 (:50) (Shotgun) A.Ekeler up the middle to LAC 21 for 6 yards (D.Wolfe, W.Parks).

Timeout #2 by DEN at 00:45.

2-4-LAC 21 (:45) (Shotgun) A.Ekeler up the middle to LAC 23 for 2 yards (S.Harris).

END OF QUARTER

	Score	Time Poss	First Downs				Efficiencies	
			R	P	X	T	3 Down	4 Down
Denver Broncos	0	6:43	0	1	1	2	1/4	0/0
Los Angeles Chargers	14	8:17	0	4	1	5	1/3	0/0

Third Quarter

Play By Play

LAC elects to Receive, and DEN elects to defend the North goal.

B.McManus kicks 65 yards from DEN 35 to end zone, Touchback.

Los Angeles Chargers at 15:00

- 1-10-LAC 25 (15:00) (Shotgun) M.Gordon left tackle to LAC 27 for 2 yards (D.Peko, B.Marshall).
- 2-8-LAC 27 (14:21) (Shotgun) P.Rivers pass short right to H.Henry to LAC 34 for 7 yards (B.Marshall, T.Davis).
- 3-1-LAC 34 (13:37) *PENALTY on LAC-M.Gordon, False Start, 4 yards, enforced at LAC 34 - No Play.*
- 3-5-LAC 30 (13:13) (Shotgun) P.Rivers pass incomplete short left to M.Williams (A.Talib) [W.Parks].
- 4-5-LAC 30 (13:09) D.Kaser punts 69 yards to DEN 1, Center-M.Windt, downed by LAC-A.Ekeler.

Denver Broncos at 12:57

- 1-10-DEN 1 (12:57) J.Charles up the middle to DEN 4 for 3 yards (H.Pullard).
- 2-7-DEN 4 (12:19) (Shotgun) T.Siemian pass short left to J.Taylor to DEN 11 for 7 yards (C.Hayward). P5
- 1-10-DEN 11 (11:38) J.Charles right end to DEN 11 for no gain (Tr.Williams, D.Philon).
- 2-10-DEN 11 (11:01) (Shotgun) T.Siemian sacked at DEN 10 for -1 yards (J.Bosa).
- 3-11-DEN 10 (10:22) (Shotgun) T.Siemian pass short middle to B.Fowler to DEN 19 for 9 yards (J.Addae, J.Brown).
- 4-2-DEN 19 (9:52) R.Dixon punts 41 yards to LAC 40, Center-C.Kreiter, fair catch by T.Benjamin.

Los Angeles Chargers at 9:44

- 1-10-LAC 40 (9:44) (Shotgun) M.Gordon up the middle to LAC 43 for 3 yards (V.Miller, T.Davis).
- 2-7-LAC 43 (9:07) P.Rivers pass short right to K.Allen ran ob at DEN 44 for 13 yards. P8
- 1-10-DEN 44 (8:24) (Shotgun) P.Rivers sacked at DEN 49 for -5 yards (D.Peko).
- 2-15-DEN 49 (7:42) (Shotgun) P.Rivers pass short left to K.Allen to DEN 40 for 9 yards (C.Harris).
- 3-6-DEN 40 (6:58) (Shotgun) P.Rivers pass incomplete short right to M.Williams.
- 4-6-DEN 40 (6:55) D.Kaser punts 31 yards to DEN 9, Center-M.Windt, fair catch by H.Sharp.

Denver Broncos at 6:48

- 1-10-DEN 9 (6:48) T.Siemian pass deep right to D. Thomas to LAC 10 for 81 yards (A.Phillips).
PENALTY on DEN-D. Thomas, Offensive Pass Interference, 5 yards, enforced at DEN 9 - No Play.
- 1-15-DEN 4 (6:17) (Shotgun) C.Anderson up the middle to DEN 9 for 5 yards (R.Jenkins, J.Addae).
- 2-10-DEN 9 (5:40) (Shotgun) T.Siemian pass short middle to V.Green to DEN 16 for 7 yards (H.Pullard).
- 3-3-DEN 16 (5:01) (Shotgun) T.Siemian pass incomplete short middle to J.Taylor (J.Bosa).
- 4-3-DEN 16 (4:55) R.Dixon punts 44 yards to LAC 40, Center-C.Kreiter. T.Benjamin ran ob at LAC 43 for 3 yards.

Los Angeles Chargers at 4:47

- 1-10-LAC 43 (4:47) M.Gordon right end to DEN 48 for 9 yards (B.Marshall).
PENALTY on LAC-R.Okung, Unnecessary Roughness, 15 yards, enforced at LAC 43 - No Play.
- 1-25-LAC 28 (4:19) (Shotgun) P.Rivers pass short middle to M.Gordon to LAC 34 for 6 yards (B.Marshall).
- 2-19-LAC 34 (3:41) (Shotgun) P.Rivers pass incomplete deep left to K.Allen (B.Roby).
- 3-19-LAC 34 (3:35) (Shotgun) P.Rivers pass short right to Ty.Williams to LAC 45 for 11 yards (J.Simmons).
- 4-8-LAC 45 (2:56) D.Kaser punts 35 yards to DEN 20, Center-M.Windt, out of bounds.
PENALTY on LAC-N.Dzubnar, Offensive Holding, 10 yards, enforced at DEN 20.

Denver Broncos at 2:47

- 1-10-DEN 30 (2:47) T.Siemian pass incomplete deep right to V.Green (K.Emanuel).
Timeout #1 by DEN at 02:37.
- 2-10-DEN 30 (2:37) (Shotgun) C.Anderson left end to DEN 41 for 11 yards (T.Boston, J.Addae). R6
- 1-10-DEN 41 (1:54) T.Siemian pass short right to A.Janovich to LAC 49 for 10 yards (H.Pullard). P7
- 1-10-LAC 49 (1:14) (Shotgun) C.Anderson up the middle to LAC 46 for 3 yards (D.Square, A.Phillips).
- 2-7-LAC 46 (:32) (Shotgun) T.Siemian pass short right to A.Derby to LAC 42 for 4 yards (Tr.Williams).

END OF QUARTER

	Score	Time Poss	First Downs				Efficiencies	
			R	P	X	T	3 Down	4 Down
Denver Broncos	0	8:01	1	2	0	3	0/2	0/0
Los Angeles Chargers	14	6:59	0	1	0	1	0/3	0/0

Fourth Quarter

10/22/2017

Play By Play

Denver Broncos continued.

3-3-LAC 42	(15:00) (Shotgun) C.Anderson right end to LAC 35 for 7 yards (M.Ingram).	R8
<u>1-10-LAC 35</u>	(14:27) (Shotgun) T.Siemian sacked at LAC 40 for -5 yards (J.Bosa).	
2-15-LAC 40	(13:42) (Shotgun) C.Anderson up the middle to LAC 31 for 9 yards (D.King, T.Boston).	
3-6-LAC 31	(12:56) (Shotgun) T.Siemian pass incomplete deep left to A.Derby (A.Phillips).	
4-6-LAC 31	(12:49) (Shotgun) T.Siemian pass deep left intended for D. Thomas INTERCEPTED by C.Hayward [R.Jenkins] at LAC 10. C.Hayward to LAC 8 for -2 yards (A.Derby).	

Los Angeles Chargers at 12:35

1-10-LAC 8	(12:35) (Shotgun) A.Ekeler left end to LAC 19 for 11 yards (S.Harris).	R9
<u>1-10-LAC 19</u>	(12:03) (Shotgun) A.Ekeler up the middle to LAC 20 for 1 yard (V.Miller).	
2-9-LAC 20	(11:25) (Shotgun) A.Ekeler right guard to LAC 24 for 4 yards (Z.Anderson).	
3-5-LAC 24	(10:37) (Shotgun) PENALTY on LAC-P.Rivers, Delay of Game, 6 yards, enforced at LAC 24 - No Play. Timeout #1 by LAC at 10:13.	
3-11-LAC 18	(10:13) (Shotgun) P.Rivers pass short right to H.Henry to LAC 31 for 13 yards (W.Parks).	P10
<u>1-10-LAC 31</u>	(9:27) (Shotgun) M.Gordon left end to LAC 31 for no gain (B.Roby).	
2-10-LAC 31	(8:47) (Shotgun) T.Benjamin left end ran ob at LAC 35 for 4 yards.	
3-6-LAC 35	(8:02) (Shotgun) P.Rivers pass incomplete short left to K.Allen. PENALTY on DEN-B.Roby, Defensive Pass Interference, 3 yards, enforced at LAC 35 - No Play.	X11
<u>1-10-LAC 38</u>	(7:58) (Shotgun) M.Gordon up the middle to DEN 41 for 21 yards (C.Harris).	R12
<u>1-10-DEN 41</u>	(7:14) M.Gordon up the middle to DEN 39 for 2 yards (D.Walker, B.Marshall).	
2-8-DEN 39	(6:34) M.Gordon right guard to DEN 42 for -3 yards (D.Peko). Timeout #2 by LAC at 05:51.	
3-11-DEN 42	(5:51) (Shotgun) P.Rivers pass short left to T.Benjamin for 42 yards, TOUCHDOWN. N.Novak extra point is GOOD, Center-M.Windt, Holder-D.Kaser.	P13

DEN 0 LAC 21, 10 plays, 92 yards, 1 penalty, 6:53 drive, 9:18 elapsed

N.Novak kicks 69 yards from LAC 35 to DEN -4. B.Langley to LAC 43 for 61 yards (M.Davis).

Denver Broncos at 5:42, (1st play from scrimmage 5:33)

1-10-LAC 43	(5:33) (Shotgun) T.Siemian pass short right to A.Derby to LAC 25 for 18 yards (A.Phillips).	P9
<u>1-10-LAC 25</u>	(5:12) (Shotgun) T.Siemian pass short right to A.Derby ran ob at LAC 19 for 6 yards.	
2-4-LAC 19	(4:47) (Shotgun) T.Siemian pass short right to A.Derby to LAC 11 for 8 yards (J.Addae).	P10
<u>1-10-LAC 11</u>	(4:16) (Shotgun) T.Siemian pass incomplete short middle to C.Anderson. PENALTY on DEN-A.Barbre, Illegal Formation, 5 yards, enforced at LAC 11 - No Play.	
1-15-LAC 16	(4:11) (Shotgun) T.Siemian pass incomplete short middle to C.Anderson [D.Square]. PENALTY on DEN-G.Bolles, Offensive Holding, 10 yards, enforced at LAC 16 - No Play.	
1-25-LAC 26	(4:06) (Shotgun) T.Siemian pass short right to D.Booker to LAC 20 for 6 yards (T.Palepoi).	
2-19-LAC 20	(3:39) (Shotgun) T.Siemian pass short middle to D.Booker to LAC 19 for 1 yard (H.Pullard).	
3-18-LAC 19	(3:18) (Shotgun) T.Siemian sacked at LAC 27 for -8 yards (C.McCain). FUMBLES (C.McCain) [C.McCain], recovered by DEN-M.Garcia at LAC 27. M.Garcia to LAC 27 for no gain (D.Square).	
4-26-LAC 27	(2:27) (Shotgun) T.Siemian pass short right to C.Anderson to LAC 10 for 17 yards (J.Addae, A.Phillips).	

Los Angeles Chargers at 2:18

1-10-LAC 10	(2:18) M.Gordon right tackle to LAC 10 for no gain (Z.Anderson, W.Parks). Timeout #2 by DEN at 02:13.	
2-10-LAC 10	(2:13) M.Gordon right end to LAC 14 for 4 yards (Z.Anderson). PENALTY on DEN-Z.Anderson, Face Mask (15 Yards), 15 yards, enforced at LAC 14.	X14
<u>1-10-LAC 29</u>	(2:05) M.Gordon left guard to LAC 31 for 2 yards (Z.Anderson, A.Gotsis).	

Two-Minute Warning

2-8-LAC 31	(1:58) M.Gordon left tackle to LAC 30 for -1 yards (D.Peko, J.Simmons). Timeout #3 by DEN at 01:54.	
3-9-LAC 30	(1:54) P.Rivers sacked at LAC 20 for -10 yards (V.Miller). Timeout #3 by LAC at 01:07.	
4-19-LAC 20	(1:07) D.Kaser punts 54 yards to DEN 26, Center-M.Windt. H.Sharp to DEN 35 for 9 yards (N.Dzubnar).	

Denver Broncos at 0:56

Denver Broncos vs Los Angeles Chargers at StubHub Center

1-10-DEN 35 (:56) (Shotgun) T.Siemian pass short middle to B.Fowler to DEN 48 for 13 yards (D.King).

P11

1-10-DEN 48 (:37) (Shotgun) T.Siemian pass short middle to B.Fowler to LAC 41 for 11 yards (D.King, A.Phillips).

P12

1-10-LAC 41 (:19) (Shotgun) T.Siemian pass short left to J.Charles to LAC 40 for 1 yard (J.Attaochu).

END OF QUARTER

	Score	Time Poss	First Downs				Efficiencies	
			R	P	X	T	3 Down	4 Down
Denver Broncos	0	6:45	1	4	0	5	1/3	0/2
Los Angeles Chargers	21	8:15	2	2	2	6	2/3	0/0

Miscellaneous Statistics Report

Denver Broncos vs Los Angeles Chargers
10/22/2017 at StubHub Center

Ten Longest Plays for Denver Broncos

Yards	Qtr	Play Start	Play Description
18	4	1-10-LAC 43	(5:33) (Shotgun) T.Siemian pass short right to A.Derby to LAC 25 for 18 yards (A.Phillips).
15	2	3-4-50	(4:55) (Shotgun) T.Siemian pass short right to D.Booker to LAC 35 for 15 yards (J.Brown, A.Phillips).
13	1	1-10-DEN 19	(3:56) (Shotgun) T.Siemian pass short middle to D. Thomas to DEN 32 for 13 yards (H.Pullard, T.Boston).
13	4	1-10-DEN 35	(:56) (Shotgun) T.Siemian pass short middle to B.Fowler to DEN 48 for 13 yards (D.King).
11	3	2-10-DEN 30	(2:37) (Shotgun) C.Anderson left end to DEN 41 for 11 yards (T.Boston, J.Addae).
11	4	1-10-DEN 48	(:37) (Shotgun) T.Siemian pass short middle to B.Fowler to LAC 41 for 11 yards (D.King, A.Phillips).
10	3	1-10-DEN 41	(1:54) T.Siemian pass short right to A.Janovich to LAC 49 for 10 yards (H.Pullard).
9	2	3-22-DEN 15	(13:47) (Shotgun) T.Siemian pass short middle to J.Charles to DEN 24 for 9 yards (D.King).
9	3	3-11-DEN 10	(10:22) (Shotgun) T.Siemian pass short middle to B.Fowler to DEN 19 for 9 yards (J.Addae, J.Brown).
9	4	2-15-LAC 40	(13:42) (Shotgun) C.Anderson up the middle to LAC 31 for 9 yards (D.King, T.Boston).

Ten Longest Plays for Los Angeles Chargers

Yards	Qtr	Play Start	Play Description
42	4	3-11-DEN 42	(5:51) (Shotgun) P.Rivers pass short left to T.Benjamin for 42 yards, TOUCHDOWN.
34	1	1-10-DEN 45	(13:31) (Shotgun) P.Rivers pass short right to H.Henry to DEN 11 for 34 yards (A.Talib).
21	4	1-10-LAC 38	(7:58) (Shotgun) M.Gordon up the middle to DEN 41 for 21 yards (C.Harris).
19	2	2-8-DEN 41	(10:21) P.Rivers pass short left to H.Henry to DEN 22 for 19 yards (T.Davis).
19	2	3-8-DEN 20	(7:39) (Shotgun) P.Rivers pass short right to K.Allen pushed ob at DEN 1 for 19 yards (B.Roby).
19	4	2-10-LAC 10	(2:13) M.Gordon right end to LAC 14 for 4 yards (Z.Anderson).
13	3	2-7-LAC 43	(9:07) P.Rivers pass short right to K.Allen ran ob at DEN 44 for 13 yards.
13	4	3-11-LAC 18	(10:13) (Shotgun) P.Rivers pass short right to H.Henry to LAC 31 for 13 yards (W.Parks).
11	3	3-19-LAC 34	(3:35) (Shotgun) P.Rivers pass short right to Ty.Williams to LAC 45 for 11 yards (J.Simmons).
11	4	1-10-LAC 8	(12:35) (Shotgun) A.Ekeler left end to LAC 19 for 11 yards (S.Harris).

Touchdown Scoring Information

		Offense	Defense	Special Teams
VISITOR	Denver Broncos	0	0	0
HOME	Los Angeles Chargers	2	0	1

Player Scoring Information

Club	Player	TD	Rush TD	Rec TD	KO TD	Punt TD	Int TD	Fum TD	Misc TD	FG	XP	2Pt Rush	2Pt Rec	Sfty	Points
LAC	T.Benjamin	0	0	1	0	1	0	0	0	0	0	0	0	0	12
LAC	A.Ekeler	0	0	1	0	0	0	0	0	0	0	0	0	0	6
LAC	N.Novak	0	0	0	0	0	0	0	0	0	3	0	0	0	3

Possession Detail

	First Half		Second Half		Game	
	Visitor	Home	Visitor	Home	Visitor	Home
Largest Lead	0	14	0	21	0	21
Drives Leading	0	6	0	5	0	11
Time of Possession Leading	0:00	11:02	0:00	15:14	0:00	26:16
Largest Deficit	-14	0	-21	0	-21	0
Drives Trailing	6	0	5	0	11	0
Time of Possession Trailing	11:25	0:00	14:46	0:00	26:11	0:00
Times Score Tied Up		0		0		0
Lead Changes		1		0		1

Playtime Percentage

Percent of playtime per player on offense, defense and special teams

Denver Broncos					Los Angeles Chargers								
		Offense	Defense	Special Teams		Offense	Defense	Special Teams					
A Barbre	G	64	100%		M Schofield	G	58	100%	3	12%			
G Bolles	T	64	100%		R Okung	T	58	100%	3	12%			
M Garcia	G	64	100%		P Rivers	QB	58	100%					
T Siemian	QB	64	100%		S Pulley	C	58	100%					
M Paradis	C	64	100%		K Wiggins	G	55	95%	3	12%			
R Leary	G	64	100%		K Allen	WR	47	81%					
B Fowler	WR	53	83%	11	46%	H Henry	TE	47	81%				
D Thomas	WR	50	78%		T Williams	WR	43	74%					
J Taylor	WR	44	69%		M Gordon	RB	40	69%					
C Anderson	RB	38	59%		M Slauson	G	39	67%	2	8%			
A Derby	TE	32	50%	12	50%	D Feeney	G	26	45%	1	4%		
H Sharp	WR	29	45%	12	50%	S McGrath	TE	23	40%	12	50%		
V Green	TE	28	44%	4	17%	T Benjamin	WR	22	38%	8	33%		
J Heurman	TE	15	23%	1	4%	A Ekeler	RB	18	31%	13	54%		
J Charles	RB	15	23%		A Gates	TE	18	31%					
D Booker	RB	11	17%	13	54%	M Williams	WR	14	24%				
A Janovich	FB	5	8%	18	75%	D Watt	FB	13	22%	16	67%		
J Simmons	SS		58	100%	11	46%	S Tevi	T	1	2%	3	12%	
B Marshall	LB		58	100%		T Williams	CB		64	100%			
D Stewart	FS		57	98%		C Hayward	CB		64	100%			
S Barrett	LB		53	91%	3	12%	J Addae	SS		64	100%		
V Miller	LB		51	88%		T Boston	FS		63	98%	2	8%	
D Wolfe	DE		46	79%	2	8%	M Ingram	DE		51	80%		
C Harris	CB		46	79%		J Bosa	DE		50	78%			
A Talib	CB		44	76%		H Pullard	LB		48	75%			
D Peko	NT		38	66%		D King	CB		47	73%	12	50%	
B Roby	CB		36	62%	4	17%	A Phillips	SS		46	72%	15	62%
W Parks	FS		32	55%	23	96%	D Philon	DT		33	52%		
A Gotsis	DE		31	53%	3	12%	B Mebane	NT		27	42%		
S Harris	DE		28	48%	6	25%	T Palepoi	DT		26	41%	4	17%
T Davis	LB		28	48%		D Square	NT		25	39%			
Z Anderson	LB		10	17%	24	100%	C McCain	DE		23	36%	10	42%
D Walker	LB		7	12%		J Attaochu	DE		21	33%	13	54%	
Z Kerr	DE		6	10%	1	4%	J Brown	LB		18	28%		
K Edebali	LB		5	9%	24	100%	K Emanuel	LB		17	27%	8	33%
L Doss	CB		3	5%	16	67%	K Toomer	LB		15	23%		
J Carter	SS		1	2%	24	100%	R Jenkins	SS		2	3%	19	79%
B Langley	CB				22	92%	J Onwualu	LB				21	88%
J Garcia-Williams	LB				13	54%	M Davis	CB				20	83%
R Dixon	P				8	33%	N Dzubnar	LB				20	83%
C Kreiter	LS				8	33%	A Williams	RB				14	58%
B McManus	K				1	4%	J Keyes	LB				13	54%
							D Kaser	P				11	46%
							M Windt	LS				11	46%
							N Novak	K				7	29%