



BEARS



VS



CHICAGO BEARS vs NEW ORLEANS SAINTS

SUN OCT 29 2017 NOON MERCEDES-BENZ SUPERDOME



2017 CHICAGO BEARS SCHEDULE

(3-4, 4th NFC NORTH)

DAY	DATE	OPPONENT	TIME/RESULT	TV
SUNDAY	SEPTEMBER 10	FALCONS	L, 17-23	FOX
Sunday	September 17	at Tampa Bay	L, 7-29	FOX
SUNDAY	SEPTEMBER 24	STEELERS	W, 23-17 (ot)	CBS
Thursday	September 28	at Green Bay	L, 14-35	CBS/NFLN
MONDAY	OCTOBER 9	VIKINGS	L, 17-20	ESPN
Sunday	October 15	at Baltimore	W, 27-24 (ot)	FOX
SUNDAY	OCTOBER 22	PANTHERS	W, 17-3	CBS
Sunday	October 29	at New Orleans	Noon*	FOX
Sunday	November 5	Bye		
SUNDAY	NOVEMBER 12	PACKERS	NOON*	FOX
SUNDAY	NOVEMBER 19	LIONS	NOON*	FOX
Sunday	November 26	at Philadelphia	Noon*	FOX
SUNDAY	DECEMBER 3	49ERS	NOON*	CBS
Sunday	December 10	at Cincinnati	Noon*	FOX
Saturday	December 16	at Detroit	3:30 p.m.	NFLN
SUNDAY	DECEMBER 24	BROWNS	NOON	CBS
Sunday	December 31	at Minnesota	Noon*	FOX

All times are Central; **HOME GAMES IN BOLD CAPS**

* Game dates and times subject to change

NFC NORTH STANDINGS

TEAM	W	L	T	PCT	PF	PA
Minnesota	5	2	0	.714	146	119
Green Bay	4	3	0	.571	164	161
Detroit	3	3	0	.500	161	149
Chicago	3	4	0	.429	122	151

BEARS

CHICAGO BEARS at NEW ORLEANS SAINTS

OCT 29, 2017 | NOON | MERCEDES-BENZ SUPERDOME

THE BROADCASTS

TV: FOX

Justin Kutcher (talent)
Chris Spielman (analyst)
Jennifer Hale (reporter)



RADIO: WBBM 780 AM, 105.9 FM

Jeff Joniak (talent)
Tom Thayer (analyst)
Zach Zaidman (reporter)



SPANISH RADIO: Univision 1200AM, Latino Mix 93.5FM

Hector Lozano (talent), **Omar Ramos** (analyst)

The game can also be heard on Sirius/XM channel 135 and internet channel 805.

QUICK COMPARISON



Record 3-4 (4th NFCN)
 Pts/Gm 17.4
 Rush Yds/Gm 126.3
 Pass Yds/Gm 158.6
 Total Off/Gm 284.9
 Total Def/Gm 301.3



Record 4-2 (1st NFCN)
 Pts/Gm 28.5
 Rush Yds/Gm 121.7
 Pass Yds/Gm 269.3
 Total Off/Gm 391.0
 Total Def/Gm 351.0

INDIVIDUAL LEADERS

PASSING

#10 Mitchell Trubisky
 24-48; 348 yds
 2 TD, 1 INT, 79.2 QBR

PASSING

#9 Drew Brees
 152-220; 1652 yds
 11 TD, 4 INT, 100.0 QBR

RUSHING

#24 Jordan Howard
 139-560 yds; 4 TD, 80.0 ypg

RUSHING

#22 Mark Ingram
 89-389 yds; 3 TD, 64.8 ypg

RECEIVING

#86 Zach Miller
 20-236 yds; 2 TD, 33.7 ypg

RECEIVING

#13 Michael Thomas
 35-403 yds; 2 TD, 67.1 ypg

DEFENSE

#96 Akiem Hicks
 24 tackles; 6.0 sacks

DEFENSE

#94 Cameron Jordan
 27 tackles; 5.0 sacks

SERIES HISTORY

The Bears and the Saints are meeting for the 30th time in the series history, with Chicago owning a 15-14 advantage. The Saints have won the last three, including a 31-15 meeting in 2014 in Chicago. Prior to that, the Bears won four straight from 2005-08, which included the 2006 NFC Championship game win (January 2007).

FIRST AND 10

- A win Sunday would give the Bears their first three-game win streak since 2013 when the team started 3-0.
- The Bears are making their sixth trip to the Superdome since winning Super Bowl XX in January 1986.
- The Bears rank fourth in the NFC and seventh in the NFL with 126.3 rushing yards per game.
- RB **Jordan Howard** leads the Bears with 560 rushing yards and four TDs. He ranks third in the NFC and sixth in the NFL with 80.0 yards per game.
- Howard, who rushed for 1,313 yards as a rookie in 2016, needs 127 more to reach 2,000 yards for his career. He recorded his ninth career 100-yard rushing game with a career-high 167 yards in the OT win at Baltimore Oct. 15.
- QB **Mitchell Trubisky** is 2-1 in his young NFL career as a starter. He picked up his first NFL victory in the 27-24 overtime win at Baltimore Oct. 15.
- The Bears defense hasn't allowed a touchdown in the past nine quarters of play entering Sunday's game.
- Chicago has not allowed an offensive touchdown in consecutive weeks (at BAL, CAR), last doing so against San Francisco (Nov. 13) and Carolina (Nov. 20) in 2005.
- The Bears are tied for third in the NFC and are tied for sixth among all NFL teams with 21.0 sacks on the year.
- Defensive lineman and former Saint **Akiem Hicks** is fifth in the NFC with 6.0 sacks on the season. He has two games this season with multiple sacks (Atlanta, Minnesota). He has at least 1.0 in his last three games.

WEEKLY MEDIA SCHEDULE

WEDNESDAY

11:40 a.m. Practice at Halas Hall
 HC John Fox available at podium after practice
 OC Dowell Loggains available at podium
 QB Mitchell Trubisky available at podium
 Open locker room following podium availability

1:45 p.m. HC John Fox conference call
2:30 p.m. HC Sean Payton conference call at Halas Hall

THURSDAY

11:40 a.m. Practice at Halas Hall
 HC John Fox available at podium following practice
 DC Vic Fangio available at PNC Center podium
 STC Jeff Rodgers available at PNC Center podium
 Open locker room following podium availability

FRIDAY

11:25 a.m. Practice at Halas Hall
 HC John Fox available at podium following practice
 Open locker room following Coach Fox availability

SATURDAY

No availability



THE COACHES



John Fox..... **Coach** Sean Payton
 Bears..... **Team** Saints
 San Diego State..... **Alma Mater** Eastern Illinois
 16th..... **Years as NFL Head Coach**.....11th
 3rd..... **Years with Team**11th
 12-27..... **Record with Team** 98-68
 131-116..... **Career Record**..... 98-68
 8-7..... **Career Playoff Record** 6-4
 12-7..... **Career Record vs. Opponent**3-3
 6-4..... **Career Record vs. Coach** 4-6

BEARS FOOTBALL STAFF

Head Coach: John Fox (named 1/16/2015)
Record at Chicago: 12-27 (3rd Season)
Career Record: 131-116 (16th Season)

Defensive Coordinator Vic Fangio
 Offensive Coordinator.....Dowell Loggains
 Special Teams Coordinator Jeff Rodgers
 Quarterbacks Dave Ragone
 Running Backs.....Curtis Modkins
 Offensive Line Jeremiah Washburn
 Wide Receivers Zach Azzanni
 Offensive Assistant..... John Dunn
 Offensive Assistant..... Ben McDaniels
 Tight Ends Frank Smith
 Assistant Offensive LineBen Wilkerson
 LinebackersGlenn Pires
 Defensive Line Jay Rodgers
 Defensive Quality Control..... Sean Desai
 Defensive Backs..... Ed Donatell
 Assistant Defensive Backs Roy Anderson
 Outside Linebackers Brandon Staley
 Assistant Special TeamsDerius Swinton II
 Strength and Conditioning Jason George
 Asst. Strength and Conditioning Pierre Ngo
 Asst. Strength and ConditioningRick Perry

BEARS MEDIA RELATIONS STAFF

VP of Communications Brandon Faber
 Director of Media Relations.....Adam Widman
 Media Relations Coordinator Jared Ellerson
 Media Relations Assistant Aaron Clark
 Public Relations Specialist Meghan Bower
 Media Relations SeasonalBen Schmitz
 SVP Marketing & Communications Scott Hagel
 Email First Name.Last Name@Bears.NFL.Net
 Media Relations Phone Number 847-295-9657

SETTING THE STAGE

The Chicago Bears (3-4) will look to extend their win streak to three games when they travel to take on the NFC South division leaders New Orleans Saints (4-2) at the Mercedes-Benz Superdome. They are meeting for the first time since 2014 when the Saints won in Chicago 31-15 on MNF.

Bears rookie quarterback **Mitchell Trubisky** is 2-1 as a starter, making his first career NFL start Oct. 9 against the Vikings while becoming the first rookie quarterback to start a game for the Chicago Bears since Kyle Orton in 2005. He then became the first Bears rookie QB to win his first road start since Craig Krenzel in 2004 at the NY Giants with the overtime win at Baltimore. He has thrown for 348 yards on 24 of 48 passing with two touchdowns and one INT on the year. Trubisky started 13 games at North Carolina last season, passing for 3,784 yards and 30 touchdowns on 304 completions and 447 attempts -- all school records.

Leading the Bears out of the backfield is Pro Bowler **Jordan Howard**, who finished second in the NFL in rushing last season with 1,313 yards. Howard leads the Bears with 560 rushing yards and ranks third in the NFC and sixth in the NFL with 80.0 yards per game. He recorded his ninth career 100-yard rushing game with a career-high 167 yards in the OT win at Baltimore and needs one more over the next five games to become the quickest Bear to record 10 100-yard rushing games.

Rookie **Tarik Cohen** has rushed for 226 yards on 50 attempts (4.5 avg), but has done a lot of his damage out of the backfield with 27 catches for 228 yards and one touchdown. He ranks third in the NFC among rookie running backs with 27 receptions.

Wide receiver **Kendall Wright** (20 rec., 236 yds, 1 TD) and tight end **Zach Miller** (20 rec., 236 yds, 2 TD) pace the team in receiving thus far in 2017.

The Bears have been playing lights out defensively, having not allowed an offensive touchdown in their last nine quarters of play. They are the only team in the NFL to not allow an offensive touchdown over the past two weeks.

Linebackers **Christian Jones** (40) and **Danny Trevathan** (39, 2.0 sacks) pace the team in tackles while defensive backs **Kyle Fuller** (34) and **Adrian Amos** (30) lead the team in tackles from the secondary. The Bears have 21.0 sacks on the year, led by defensive lineman **Akiem Hicks** (6.0) and outside linebackers **Leonard Floyd** (4.0) and **Pernell McPhee** (4.0). **Bryce Callahan**, Trevathan, Amos (90-yd TD) and **Eddie Jackson** all have interceptions on the year, with Amos and Jackson returning theirs for touchdowns.

The Saints enter Sunday's game 4-2 and in first place in the NFC South. They are averaging 28.5 points per game and 391.0 total yards, both of which are good for fourth best in the NFL. Their 269.3 passing yards per game is third best.



TEAM COMPARISON

	BEARS	SAINTS
Record	3-4	4-2
Division Standing	4th (NFCN)	1st (NFCN)
Turnover Margin	-5 (28th)	+5 (5th)

OFFENSE (NFL RANK)

Net Yards Per Game	284.9 (30th)	391.0 (4th)
Yards Per Play	4.76 (26th)	6.00 (5th)
Points Per Game	17.4 (26th)	28.5 (4th)
Possession Avg.	29:11	31:24
Net Rushing YPG	126.3 (7th)	121.7 (10th)
Net Passing YPG	158.6 (31st)	269.3 (3rd)
Had Intercepted/Yds	6/77	4/2
Sacks Allowed/Yds	17/130	5/36
Fumbles/Lost	16/8	6/1
3rd Down Pct.	34.1 (28th)	40.0 (13th)
Red Zone TD Pct.	57.1 (T-9th)	57.1 (T-9th)
Giveaways	14	5

DEFENSE (NFL RANK)

Net Yards	301.3 (7th)	351.0 (23rd)
Yards Per Play	4.79 (6th)	5.74 (27th)
Points Per Game	21.6 (14th)	22.2 (16th)
Net Rushing Yds	104.9 (11th)	114.2 (20th)
Net Passing Yds	196.4 (9th)	236.8 (21st)
Intercepted By/Yards	4/226	8/75
Sacks For/Yards	21/131	17/119
Opp. Fumbles/Lost	6/5	10/2
3rd Down Pct.	39.4 (16th)	46.8 (28th)
Red Zone TD Pct.	45.8 (9th)	47.4 (10th)
Takeaways	9	10

SPECIAL TEAMS (NFL RANK)

Punts-Avg. Yds (Gross)	47.4	47.9
Punts-Avg. Yds (Net)	38.9	40.3
Punt Returns-Avg. Per	7.9	7.4
Punt Returns-Avg. Per Allowed	13.9	12.5
KO Returns-Avg. Per	20.8	21.3
KO Returns-Avg. Per Allowed	29.1	25.4
FG Made/Attempted	5/8	13/16

PENALTIES

Penalties Against/Yards	48/373	40/366
Opp. Penalties Against/Yds	46/375	41/311

INDIVIDUAL COMPARISON

BEARS	SAINTS
-------	--------

PASSING YARDS

Glennon	833	Brees	1,652
Trubisky	348		

RUSHING YARDS

Howard	560	Ingram	389
Cohen	226	Kamara	215
Trubisky	57	Peterson	81

RECEIVING YARDS

Wright	236	Thomas	403
Miller	236	Ginn	353
Cohen	228	Kamara	209

POINTS SCORED

Barth	28	Lutz	57
Howard	24	Two Tied	18
Two Tied	12	Four Tied	12

INTERCEPTIONS

Jackson	1	Vaccaro	3
Amos	1	Five Tied	1
Callahan	1		
Trevathan	1		

SACKS

Hicks	6.0	Jordan	5.0
Two Tied	4.0	Okafor	3.0
Two Tied	2.0	Kikaha	2.0

DEFENSIVE TACKLES (PRESS BOX TOTALS)

Jones	40	Klein	33
Trevathan	39	Vaccaro	29
Fuller	34	Jordan	27

KICKOFF RETURNS (AVG.)

Thompson	11 (20.8)	Kamara	5 (24.0)
----------------	-----------	--------------	----------

PUNT RETURNS (AVG.)

Cohen	16 (8.5)	Ginn	9 (7.4)
-------------	----------	------------	---------

FIELD GOALS (AVG.)

Barth	5/8 (62.5%)	Lutz	13/16 (81.3%)
-------------	-------------	------------	---------------

PUNTS (GROSS/NET AVG.)

O'Donnell	39 (47.4/38.9)	Morstead	21 (47.9/40.3)
-----------------	----------------	----------------	----------------



BEARS-SAINTS SERIES HISTORY · BEARS LEAD 15-14

Years	Result	Location
1968	Bears, 23-17	New Orleans
1970	Bears, 24-3	New Orleans
1971	Bears, 35-14	Chicago
1973	Saints, 21-16	New Orleans
1974	Bears, 24-10	Chicago
1975	Bears, 42-17	New Orleans
1977	Saints, 42-24	Chicago
1980	Bears, 22-3	Chicago
1982	Saints, 10-0	Chicago
1983	Saints, 34-31 (ot)	New Orleans
1984	Bears, 20-7	Chicago
1987	Saints, 19-17	Chicago
1990	Bears, 16-6 (FR)	Chicago
1991	Bears, 20-17	New Orleans
1992	Saints, 28-6	New Orleans
1994	Bears, 17-7	Chicago
1996	Saints, 27-24	New Orleans
1997	Saints, 20-17	Chicago
1999	Bears, 14-10	Chicago
2000	Saints, 31-10	Chicago
2002	Saints, 29-23	Champaign, Ill.
2003	Saints, 20-13	New Orleans
2005	Bears, 20-17	New Orleans
2006	Bears, 39-14 (CC)	Chicago
2007	Bears, 33-25	Chicago
2008	Bears, 27-24, tnf.	Chicago
2011	Saints, 30-13	New Orleans
2013	Saints, 26-18	Chicago
2014	Saints, 31-15, mnf	Chicago

FR: First Round Playoff

CC: Conference Championship



Last Meeting
Saints 31, Bears 15
 Soldier Field (Chicago)
 Monday, Dec. 15, 2014

NEW ORLEANS	0	14	10	7	31
CHICAGO	0	0	0	15	15

SECOND QUARTER

Saints	14:52	Hill 8 yd. pass from Brees (Graham kick)
Saints	0:32	Colston 9 yd. pass from D.Brees (Graham kick)

THIRD QUARTER

Saints	8:35	Hill 7 yd. pass from Brees (Graham kick)
Saints	0:16	Graham 25 yd. Field Goal

FOURTH QUARTER

Bears	12:47	Wilson 1 yd. pass from Cutler (Cutler-M.Bennett pass)
Saints	1:47	Ingram 15 yd. run (Graham kick)
Bears	0:30	Jeffery 7 yd. pass from Cutler (Feely kick)

	Saints	Bears
First Downs	25	16
3rd Down	4-11	2-12
Total Net Yards	443	278
Off Plays	64	58
Avg Gain	6.9	4.8
Rushing Net	83	125
Passing Net	360	153
Penalties (Yds)	3 (25)	9 (74)
Turnovers	1	3
Punts (Avg)	5 (43.4)	6 (49.8)
TDs	4	2
FGs	1-2	0-0
TO Remain	1	1
Time of Poss.	33:31	26:29

RUSHING LEADERS

SAINTS - Ingram 17-59, 1 TD; Thomas 2-11; Robinson 3-10.
BEARS - Forte 16-78; Morgan 1-21; Cutler 1-20.

RECEIVING LEADERS

SAINTS - Graham 5-87; Thomas 5-83; Stills 5-67; Colston 5-65; Toon 4-43; Hill 2-15, 2 TDs.
BEARS - Jeffery 4-78, 1 TD; Carey 3-39; Bennett 4-36; Forte 2-21; Wilson 3-16, 1 TD.

PASSING LEADERS

SAINTS - Brees 29-36, 375 yds, 3 TD, 0 INT.
BEARS - Cutler 17-31, 194 yds, 2 TD, 3 INT.



BEARS TOP PERFORMANCES VS. SAINTS

TOP TEAM PERFORMANCES VS. SAINTS

* Records since 1920

Offense:


Total Net Yards:	493 (9/18/83)
Net Passing Yards:	340 (10/6/13)
Net Rushing yards:	246 (10/7/84)
Rushing TDs:	2 (5 times, 12/11/08)
Receiving TDs:	3 (6 times, 12/30/07)
Points Scored:	42 (12/21/1975)
Largest Margin of Victory:	25 (12/21/75)
First Downs:	26 (10/10/71)
3rd Down Conversions:	8 (10/3/99)
4th Down Conversions:	3 (10/3/99)
Rushing Attempts:	49 (10/7/84)
Fewest Rushing Attempts:	12 (9/18/11)
Passing Attempts:	51 (12/20/70)
Fewest Passing Attempts:	14 (10/7/84)
Completions:	26 (12/20/70)
Fewest Offensive Penalties:	2 (9/14/80)
Time of Possession (since 1981):	38:37 (9/18/83)

Defense:

Fewest Net Yards Allowed:	168 (10/6/74)
Fewest Pass Yds Allowed:	98 (10/6/74)
Fewest Rush Yds Allowed:	48 (12/20/70)
Fewest Pts Allowed:	0 (9/19/82)
Sacks:	6 (2 times, 9/18/83)
Passes Defensed:	10 (2 times, 12/30/07)
Interceptions:	4 (12/20/70)
Turnovers:	6 (9/18/83)
Opp. Penalties:	11 (9/14/80)

Special Teams:

Punt Returns:	6 (12/20/70)
Punt Return Yards:	64 (12/30/07)
Kick Returns:	6 (4 times, 12/15/14)
Kick Return Yards:	192 (12/11/08)
PR Touchdowns:	1 (21/30/07)
KR Touchdowns:	1 (12/11/08)
Field Goals Made:	3 (3 times, 9/22/02)
Field Goal Long:	50 (12/1/68)
Punts:	12 (10/5/1997)
Punts In20:	4 (12/30/07)



Did you know: On Sept. 14, 1980, former Bears running back Walter Payton rushed for 183 yards on 18 carries (10.2 avg.) with a touchdown as Chicago defeated New Orleans, 22-3, at Soldier Field. Payton's 183 rushing yards are the most ever by a Bear in a single game vs. the Saints.

TOP INDIVIDUAL PERFORMANCES VS. SAINTS

* Records since 1961

Offense:

Net Passing Yds:	358 (J. Cutler, 10/16/13)
Pass Attempts:	50 (J. Concannon, 12/20/70)
Completion Pct:	72.7 (J. Cutler, 10/16/13)
QBR:	131.1 (D. Krieg, 10/13/96)
Receiving Yards:	218 (A. Jeffery, 218)
Receptions:	10 (2 times, M. Forte, 9/18/11)
Receptions by a RB:	10 (M. Forte, 9/18/11)
Receiving Yards by a RB:	117 (M. Forte, 9/18/11)
Rush Yards:	183 (W. Payton, 9/14/80)
Rush Attempts:	32 (W. Payton, 10/7/84)
Rush TDs:	2 (W. Payton, 10/2/77)
Receiving TDs:	3 (2 times, W. Gault, 9/18/83)
Offensive Touches:	32 (W. Payton, 10/7/84)
1st Down Rec (1994):	8 (A. Jeffery, 10/6/13)
1st Down Rush (1994):	6 (C. Enis, 10/3/99)
Overall TDs:	3 (W. Gault, 9/18/83)
Points Scored:	18 (W. Gault, 9/18/83)

Defense:

Tackles:	14 (L. Briggs, 10/6/13)
Tackles For Loss:	3 (L. Briggs, 10/6/13)
Sacks:	3 (M. Hartenstine, 9/18/83)
Sack Yards:	19 (W. Holdman, 10/3/99)
Interceptions:	2 (T. Schmidt, 9/18/83)
Interception Ret. Yds:	40 (V. Livers, 12/21/75)
Interception Long:	35 (M. Brown, 10/08/00)
Fumbles Forced:	1 (18 times, B. Vereen, 12/15/14)
Passes Defensed:	3 (2 times, 12/30/07)

Special Teams:

Tackles:	3 (3 times, K. Burns, 10/3/99)
Punt Return Yards:	64 (D. Hester, 12/30/07)
PR Touchdowns:	1 (D. Hester, 12/30/07)
Kick Return Yards:	179 (D. Manning, 12/11/08)
KR Touchdowns:	1 (D. Manning, 12/11/08)
Field Goals:	3 (P. Edinger, 9/22/02)
Field Goal Long:	50 (M. Percival, 12/1/68)
Punts:	12 (T. Sauerbrun, 10/5/97)
Punt Long:	59 (B. Maynard, 11/6/05)
Punts In20:	4 (B. Maynard, 12/30/07)



Did you know: On Oct. 6, 1983, former Bears defensive end Mike Hartenstine recorded a team-leading three sacks on Saints quarterback Ken Stabler. The three-sack day still stands as most single-game sacks by a Bear vs. the Saints.



NOTING THE BEARS

LOOKING BACK AT THE WIN OVER CAROLINA

- The Chicago Bears (3-4) earned a 17-3 win over the Carolina Panthers (4-3). It was Chicago's second consecutive win as rookie quarterback **Mitchell Trubisky** improves to 2-1 as a starter this season. Chicago was led by a dominant defensive performance which accounted for three turnovers, two touchdowns and five sacks.
- Bears rookie DB **Eddie Jackson** returned a 75-yard fumble recovery for a touchdown in the first quarter (9:15). It was the longest fumble recovery for a touchdown by a Chicago Bears rookie. Later in the second quarter, Jackson picked off Panthers quarterback Cam Newton and returned the interception 76 yards for his second score on the day.
- In doing so, Jackson became the first player in NFL history to return both a fumble recovery and an interception for 75+ yard touchdowns in the same game.
- Additionally, Jackson also became the first rookie in NFL history with multiple 75+ yard defensive touchdowns in a single season and is the first player to return both a fumble and interception for a touchdown in the same game since Antonio Cromartie (SD) did so at Minnesota in Week 8 of the 2007 season.
- Ironically, Jackson did all of the above exactly one year ago to the date (Oct. 22). As a collegiate standout at Alabama, Jackson was carted off the field with a broken leg after being tackled returning a fourth-quarter punt versus Texas A&M.
- Jackson's 75-yard fumble recovery was the third-longest fumble recovery by a Bear since 1960, trailing only Mike Brown's 95-yard return in 2004 (Sept. 19 at GB) and Brian Urlacher's 90-yard return in 2001 (Oct. 7 at ATL).
- The Chicago defense limited Carolina's offense to just three points. It was fourth time since 2010 the Panthers have been held to three or less points and just the second time under head coach Ron Rivera and quarterback Cam Newton's direction (3 points vs. TEN on Nov. 13, 2011).
- The Bears recorded 5.0 sacks on the day, 1.0 by Hicks, Trevathan, Floyd and McPhee and 0.5 by Goldman and Unrein. In 100 career regular-season games, Newton had only been sacked 5+ times on 11 occasions.

- Chicago's 3.0 first-quarter sacks matched the most by a Chicago defense dating back to 1994. Chicago had accomplished this feat on three occasions: Dec. 29, 2002 vs. Tampa Bay, Nov. 23, 2008 at St. Louis and Dec. 1, 2013 at Minnesota.
- Chicago linebacker **Danny Trevathan** picked off Newton with 7:17 to go in the fourth quarter. It was the first interception of Trevathan's Chicago career and Chicago's fourth in the last two weeks.
- Sunday was the fourth time under **John Fox** where the Bears defense has accounted for 3+ turnovers.
- Rookie RB **Tarik Cohen** hauled in a 70-yard second-quarter reception on Sunday (3:18), the longest reception by a Bear thus far in 2017. It was the longest reception by a Bears running back since Jeremy Langford recorded an 83-yarder at St. Louis on Nov. 15, 2015. Additionally, the 70-yard reception was the third-longest by a Bears running back since 1960, trailing only Matt Forte's 89-yarder versus Detroit (9/12/10) and Jeremy Langford's 83-yarder at St. Louis.



Rookie defensive back Eddie Jackson is the first player in NFL history to return both a fumble and an interception for 75+ yard touchdowns in the same game.



NOTING THE BEARS

LOOKING BACK AT THE OVERTIME WIN AT BALTIMORE

- The 231 yards rushing by the Bears were the most allowed by a Baltimore Ravens opponent in their franchise history. It marked the second time the Bears have rushed for 200+ yards in a game this year (Steelers) and marked the most since rushing for 235 yards in 2014 vs. Green Bay.

- The 27 points were the most scored by the Bears in Baltimore. The win also was Baltimore's first overtime loss at home to an NFC opponent.

- The 54 rushing attempts by the Bears were the most since 1988 when the Bears also rushed 54 times in a Week One victory vs. Miami.

- Jordan Howard's** career-high 167 yards rushing were the second-most allowed by the Ravens by an individual at M&T Bank Stadium (Marshall Faulk had 192 in 1998).

- Mitchell Trubisky** became just the second rookie quarterback to win a game in Baltimore since the franchise moved from Cleveland to Baltimore in 1996. Prior to Sunday's win, Baltimore was 14-1 when facing rookie quarterbacks at home (11-0 under John Harbaugh). Trubisky joins Jake Plummer as the only other rookie quarterback to win a game on the road at Baltimore after Plummer did so in 1997.

- Touchdown receptions by TE's **Dion Sims** and **Zach Miller** marked the first time since Nov. 11, 2015 that two Chicago tight ends recorded touchdown receptions in the same game (Martellus Bennett and Miller caught TD passes at San Diego).

- DB **Adrian Amos** logged his first career interception at Baltimore, picking off quarterback Joe Flacco with 5:29 left in the fourth quarter and returning it 90 yards for a touchdown. The 90-yard return marked the fourth-longest interception for a touchdown by a Chicago Bear since 1960, trailing only Richie Petitbon (1962, 101 yds), Rosey Taylor (1968, 96 yds) and Todd Bell (1981, 92 yds).

- The 142 total return yards by the Bears were the second most in franchise history.

NOTING THE BEARS

- QB **Mitchell Trubisky** is 2-1 as a starter in his young NFL career. He made his NFL debut on Monday Night Football against Minnesota Oct. 9 to become the third rookie quarterback selected in the first round to make his first NFL start in addition to his debut on Monday Night Football, joining Detroit's Chuck Long (December 15, 1986 vs. Chicago) and Philadelphia's John Reaves (October 2, 1972 vs. New York Giants).

- Trubisky also became just the second quarterback since 1960 from the University of North Carolina to make a regular-season start in the National Football League. Former Houston Texans quarterback T.J. Yates made seven starts during his four seasons with the club (2011-13, 2015).

- Former Bears QB, Jay Cutler, arrived in Chicago in 2009 when he set the franchise record for most touchdown passes by a QB in their inaugural season with the club (27). Quarterback Mitchell Trubisky needs five TD passes to join the club's Top-10 list.

Rk.	Player	Year	G	TD - INT	Rate
1.	Jay Cutler	2009	16	27-26	76.8
2.	Billy Wade	1961	13	22-13	93.7
3.	Dave Krieg	1996	13	14-12	76.3
4.	Charlie O'Rourke	1942	11	11-16	82.1
5.	Steve Walsh	1994	12	10- 8	77.9
6.	Kyle Orton	2005	15	9-13	59.7
7.	Jim McMahon	1982	8	9-7	79.9
8.	Cade McNown	1999	15	8-10	66.7
9.	Zeke Bratkowski	1954	12	8-17	60.8
10.	Kordell Stewart	2003	9	7-12	56.8
#	<i>Mitchell Trubisky</i>	2017	3	2-1	79.2

- Six running backs in Bears history have recorded 10 or more 100-yard rushing games in their careers. **Jordan Howard** looks to become No. 7 on that list and also the fastest Bear in franchise history to record 10 100-yard games.

Name	GP	100-yd Gms	No. Gms to #10
J. Howard	22	9	##
W. Patyon	190	77	28
T. Jones*	45	13	34
G. Sayers	68	20	40
A. Thomas	51	10	46
M. Forte	120	24	53
N. Anderson	116	14	58

*did not start career in Chicago



NOTING THE BEARS

- Howard logged his eighth career game rushing for 100+ yards in the win over the Steelers Sept. 24 and then his ninth with a career-high 167 in the overtime win at Baltimore. He also carried the ball a career-high 36 times in the win over the Ravens and recorded a 53-yard run in the overtime to set up the winning field goal, the third rush of 50 or more yards for Howard in his career.
- Five running backs in Chicago Bears history have rushed for 1,000+ yards in their rookie season. Howard, who most recently accomplished the feat in 2016, looks to become the first Bear to start his career with consecutive 1,000-yard rushing seasons.

Player	Yr. 1	Yards	Yr. 2	Yards
Jordan Howard	2016	1,313	2017	560
Matt Forte	2008	1,238	2009	929
Anthony Thomas	2001	1,183	2002	721
Rashaan Salaam	1995	1,074	1996	496
Beattie Feathers	1934	1,004	1935	281

- Former Chicago running back Matt Forte (2008-15) ranks first in Bears history with 2,167 rushing yards in his first two seasons with the club. Howard ranks fifth with 1,873 yards following a rookie campaign which covered 1,313 rushing yards and 560 this season.

Rk.	Player	2-Year Total	Years
1.	Matt Forte	2,167	2008-09
2.	Gale Sayers	2,098	1965-66
3.	Walter Payton	2,069	1975-76
4.	Anthony Thomas	1,904	2001-02
5.	Jordan Howard	1,873	2016-17
6.	Rick Casares	1,798	1955-56
7.	Rashaan Salaam	1,570	1995-96
8.	Curtis Enis	1,413	1998-99

- The Bears rushed for 222 yards (Howard 140, Cohen 78) in the OT victory over the Steelers, marking just the fourth time in Mike Tomlin's 11 years in Pittsburgh in which the Steelers allowed 200 or more yards rushing. The duos performance of 218 combined rushing yards by Howard and Cohen marked the first time a pair of Bears teammates combined to rush for 200+ yards in a game since 2010 when Matt Forte (166) and Chester Taylor (43) combined for 209 yards on the ground.
- Rookie **Tarik Cohen** is third in the NFL among rookie running backs with 27 receptions, trailing only Carolina's Christian McCaffrey (44) and New Orleans' Alvin Kamara (28).

- Cohen impressed in his rookie debut vs. the Falcons Sept. 10, totaling 158 all-purpose yards, the most ever by a Bears rookie in a season-debut. The previous record was 148 yards, set by Bob Margarity against the Green Bay Packers in 1944. Cohen rushed for a team-high 66 yards on five carries (13.2 avg) and also led the team with eight catches for 47 yards, including a 19-yard touchdown in the fourth quarter. The rookie from North Carolina A&T also had three punt returns for 45 yards.

- WR **Kendall Wright** and TE **Zach Miller** lead the Bears with exactly 236 yards receiving on 20 catches each, an average of 11.8 yards per catch. Wright's biggest catch of the 2017 season thus far came on a third down in overtime at Baltimore when he made a leaping 18-yard grab to set up Connor Barth's game-winning field goal. Miller logged a season-high 45 receiving yards on two catches Sept. 28 at Green Bay. His 29-yard reception in the second quarter (1:19) was his fourth-longest catch in a Bears uniform.

- Rookie tight end **Adam Shaheen** scored the first touchdown of his NFL career in the win over the Steelers, a two-yard strike from quarterback **Mike Glennon** in the second quarter (:47 seconds) to put the Bears up 14-7. The last Bears rookie tight end to score a touchdown was Greg Olson in 2007 (First career TD: 10/7/07 vs. GB).

- Punter **Pat O'Donnell** currently ranks third in the NFL in punting with a 47.4 average. O'Donnell's long punt of the season was a 69-yarder in the opener against the Falcons, which is currently tied for the third-longest punt in the NFL this season and the longest among NFC punters. He has 14 punts inside the 20, which is tied for third best in the NFC.

- O'Donnell converted a 38-yard touchdown pass to running back **Benny Cunningham** on a 4th-and-6 with 5:33 to go in the third quarter Oct. 9 vs. the Vikings. O'Donnell is just the third punter since 1960 to throw a TD pass for the Bears. Brad Maynard completed the most recent TD pass, a 102-yard completion to Dustin Lyman on Dec. 1, 2002 at Green Bay and his first coming on a 27-yarder to Brian Urlacher on Dec. 23, 2001 at Washington. Additionally, Mike Horan completed the first TD pass for the Bears since 1960, an 18-yard TD pass to Ryan Wetnight in 1998 versus Washington.

- Chicago defensive back **Adrian Amos** logged his first career interception at Baltimore (his hometown), picking off quarterback Joe Flacco with 5:29 left in the fourth quarter and returning it 90



NOTING THE BEARS

yards for a touchdown. The 90-yard return marked the fourth-longest interception for a touchdown by a Chicago Bear since 1960, trailing only Richie Petitbon (1962, 101 yds), Rosey Taylor (1968, 96 yds) and Todd Bell (1981, 92 yds). Amos is the first Bear to return an interception for a touchdown since defensive back Cre'Von LeBlanc did so on a 24-yard return at Detroit on Dec. 11, 2016.

- The Bears defense have given up just three rushes this season of 20+ yards, sixth-best in the NFC.
- Defensive back **Sherrick McManis** recovered a muffed punt in the first quarter in the victory over the Steelers. It was McManis' third career special teams fumble recovery and the Bears first muffed punt recovery since recovering two against Detroit on Oct. 18, 2015 (C. Pronski, J. Bellamy). Later in the second quarter McManis blocked a Pittsburgh field goal at the end of the half (M. Cooper recovery). The last Chicago Bear to block a kick was Akiem Hicks at Green Bay (10/20/16).

- The Bears held the Atlanta Falcons, the NFC's second-ranked offense in 2016, to just 64 yards rushing in Week One. The Falcons, who were third in the NFC in rushing last season with 120.5 yards per game, were held to nearly half that total (64). Devonta Freeman, the fifth-leading rusher in the NFC last season, was held to 37 yards on 12 carries (3.1 avg). Tevin Coleman was held in check as well, gaining only 16 yards on eight carries.

- The Bears are expected to face six opposing quarterbacks who have won or have played in a Super Bowl in the first eight weeks, the most of any NFL team: Matt Ryan (ATL), Ben Roethlisberger (PIT), Aaron Rodgers (GB), Joe Flacco (BAL), Cam Newton (CAR) and Drew Brees (NO).

- Chicago has two overtime wins this season. The last time the Bears recorded two overtime victories in the same season was in 2008 when Chicago defeated New Orleans, 27-24, and Green Bay, 20-17, in back-to-back weeks (weeks 15 & 16).

STARTERS GAME-BY-GAME

OFFENSE	WR/TE	WR/TE	LT	LG	C	RG	RT	QB	RB	WR/RB	TE/FB/WR
Atlanta	White	Sims	Leno	Compton	Whitehair	Sitton	Massie	Glennon	Howard	Thompson	Miller
at Tampa Bay	Bellamy	Sims	Leno	Compton	Whitehair	Sitton	Massie	Glennon	Howard	Cohen	Burton
Pittsburgh	Shaheen	Sims	Leno	Whitehair	Grasu	Long	Massie	Glennon	Howard	Thompson	Miller
at Green Bay	Bellamy	Sims	Leno	Sitton	Whitehair	Long	Massie	Glennon	Howard	Wright	Miller
Minnesota	Shaheen	Sims	Leno	Sitton	Whitehair	Long	Massie	Trubisky	Howard	Thompson	Miller
at Baltimore	Shaheen	Sims	Leno	Sitton	Whitehair	Long	Massie	Trubisky	Howard	McBride	Gentry
Carolina	McBride	Sims	Leno	Sitton	Whitehair	Long	Massie	Trubisky	Howard	Gentry	Miller
at New Orleans											
Green Bay											
Detroit											
at Philadelphia											
San Francisco											
at Cincinnati											
at Detroit											
Cleveland											
at Minnesota											

DEFENSE	OLB	DE	NT	OLB	ILB	ILB	DE/DB	CB	S	S	CB
Atlanta	Floyd	Hicks	Goldman	Young	Freeman	Trevathan	Callahan	Cooper	Demps	Jackson	Fuller
at Tampa Bay	Floyd	Hicks	Goldman	Acho	Kwiatkoski	Trevathan	Acho	Cooper	Demps	Jackson	Fuller
Pittsburgh	Floyd	Hicks	Goldman	Acho	Timu	Trevathan	Unrein	Cooper	Demps	Jackson	Fuller
at Green Bay	Floyd	Hicks	Goldman	Young	Jones	Trevathan	Callahan	Cooper	Amos	Jackson	Fuller
Minnesota	Floyd	Hicks	Goldman	McPhee	Timu	Jones	Callahan	Amukamara	Amos	Jackson	Fuller
at Baltimore	Floyd	Hicks	Goldman	Acho	Jones	Trevathan	Unrein	Amukamara	Amos	Jackson	Fuller
Carolina	Floyd	Hicks	Goldman	McPhee	Jones	Trevathan	Callahan	Amukamara	Amos	Jackson	Fuller
at New Orleans											
Green Bay											
Detroit											
at Philadelphia											
San Francisco											
at Cincinnati											
at Detroit											
Cleveland											
at Minnesota											

**NOTING THE BEARS****BEARS RANK NO. 2 IN INT RETURN YARDS**

Following back-to-back weeks with multiple interceptions, the Chicago defense now ranks second in the NFL with 226 interception return yards.

Rk.	Team	No. Int	Return Yards
1.	Los Angeles	9	236
2.	Chicago	4	226
3t.	Detroit	9	192
3t.	Jacksonville	10	192
5.	Arizona	7	173

2 BEARS AMONG NFL'S TOP-5 INT. RETURNERS

In Week 6 of the 2017 NFL season, Bears defensive back Adrian Amos returned a 90-yard interception for a touchdown. Following Amos in Week 7 was a 76-yard interception returned for a TD by defensive back Eddie Jackson. Both now rank among the NFL's Top-5 list in terms of interception return yards.

Rk.	Player	TM.	Ints.	Yards	TDs
1.	Aquib Talib	DEN	1	103	1
2.	Adrian Amos	CHI	1	90	1
3.	Jonathan Joseph	HOU	2	85	1
4.	Justin Bethel	AZ	1	82	1
5t.	Tashaun Gipson	JAX	3	76	0
5t.	Eddie Jackson	CHI	1	76	1

BEARS RANK T-6TH IN NFL SACK TOTALS

The Bears defensive front has provided struggles for opposing quarterbacks all season long. Chicago's 21 sacks rank tied-sixth in the National football league and tied for third in the NFC.

Rk.	Team	Sacks	Sack Yards
1.	Jacksonville	33	202
2t.	Carolina	24	138
2t.	Pittsburgh	24	177
4t.	LA Chargers	23	151
4t.	LA Rams	23	133
6t.	Chicago	21	131
6t.	Dallas	21	191
6t.	Minnesota	21	153

HICKS AMONG NFL'S TOP SACK PRODUCERS

Chicago defensive lineman Akiem Hicks leads the Bears defense with 6.0 sacks on the season. Just one takedown shy of matching his single-season career high, Hicks ranks T-10th among all defensive players in the NFL and fifth among NFC players.

Rk.	Player	TM.	S	Yards	TFLs
1.	Calais Campbell	JAX	10	65	6
2.	D. Lawrence	DAL	9.5	104	8
3.	Everson Griffen	MIN	9.0	54	9
4.	Melvin Ingram	LAC	8.5	72	11
5.	Chandler Jones	AZ	8.0	53	13
6.	Joey Bosa	LAC	7.5	36	6
7.	Von Miller	DEN	7.0	44	8
8t.	Yannick Ngakoue	JAX	6.5	41	5
8t.	Julius Peppers	CAR	6.5	29	6
10t.	Akiem Hicks	CHI	6.0	39	8
10t.	Cameron Wake	MIA	6.0	50.5	8

BEARS SACK TOTALS AMONG BEST IN 20 YEARS

The Chicago defense has amassed 21 sacks through seven weeks in the 2017 NFL season, tied for second-most in the last 20 years by a Bears defense through their first seven weeks.

Rk.	Year	Sacks	Sack Yards
1.	1999	22	158
2t.	2007	21	123
2t.	2012	21	138
2t.	2017	21	131
5t.	2014	19	109
5t.	2006	19	147



2017-18 NFL IMPORTANT DATES

Mid-October -- Beginning on the sixth calendar day prior to a club's seventh regular season game (including any bye week) clubs are permitted to begin practicing players on Reserve/Physically Unable to Perform and Reserve/Non-Football Injury or Illness for a period not to exceed 21 days. Players may be activated during the 21-day practice period, or prior to 4:00 p.m., New York time, on the day after the conclusion of the 21-day period, provided that no player may be activated to participate in a Week 6 game.

Mid-October -- At any time after six weeks have elapsed since a player was placed on Reserve/Injured or Reserve/Non-Football Injury/Illness, each club is permitted to designate two players for return from either list to the club's 53-player Active/Inactive List.

October 17-18 -- Fall League Meeting, New York.

October 31 -- All trading ends for 2017 at 4:00 p.m., New York time.

November 1 -- Players with at least four previous pension-credited seasons are subject to the waiver system for the remainder of the regular season and postseason.

November 14 -- At 4:00 p.m., New York time, signing period ends for Franchise Players who are eligible to receive offer sheets.

November 14 -- Prior to 4:00 p.m., New York time, deadline for clubs to sign their unsigned Franchise and Transition Players, including Franchise Players who were eligible to receive offer sheets until this date.

November 14 -- Prior to 4:00 p.m., New York time, deadline for clubs to sign their Unrestricted Free Agents to whom the "May 9 Tender" was made.

November 14 -- Prior to 4:00 p.m., New York time, deadline for clubs to sign their Restricted Free Agents, including those to whom the "June 1 Tender" was made.

November 14 -- Prior to 4:00 p.m., New York time, deadline for clubs to sign their drafted rookies.

December 13 -- League Meeting, Irving, Texas.

January 1, 2018 -- Earliest permissible date for clubs to renegotiate or extend the rookie contract of a drafted rookie who was selected in any round of the 2015 NFL Draft.

January 1 -- Option exercise period begins for Fifth-Year Option for First-Round Selections from the 2015 NFL Draft.

January 6-7 -- Wild Card Playoffs.

January 7 -- Assistant coaches under contract to playoff clubs that have byes in the Wild Card weekend may be interviewed for head coaching positions through the conclusion of the Wild Card games.

January 13-14 -- Divisional Playoffs.

January 14 -- Assistant coaches under contract to playoff clubs that won their Wild Card games may be interviewed for head coaching positions through the conclusion of Divisional Playoff games.

January 15 -- Deadline for college players that are underclassmen to apply for special eligibility. A list of players who are accepted into the NFL Draft will be sent to clubs on January 19.

January 20 -- East-West Shrine Game, Tropicana Field, St. Petersburg, Florida.

January 21 -- AFC and NFC Championship Games.

January 27 -- Senior Bowl, Ladd-Peebles Stadium, Mobile, Alabama.

January 28 -- NFL Pro Bowl, Camping World Stadium, Orlando, Florida.

February 4 -- Super Bowl LII, U.S. Bank Stadium, Minnesota.

**CONNECTIONS****COACHING CONNECTIONS:**

- Bears head coach John Fox served in the same capacity for the Denver Broncos from 2011-14, crossing paths with New Orleans defensive coordinator Dennis Allen, who was the club's defensive coordinator in 2011. Several members of Chicago's staff also saw time with Allen and Fox in Denver: Jay Rodgers (2011-14), Jeff Rodgers 2011-14 and Champ Kelly (2007-14).
- Chicago defensive backs coach Ed Donatell and Saints DC Dennis Allen crossed paths for two seasons in Atlanta when Donatell was a defensive coordinator for the Falcons (2004-06) and Allen worked as a quality control coach with several roles on defense during the 2002-05 seasons.
- Bears defensive coordinator Vic Fangio was a defensive coordinator for the Indianapolis Colts from 1999-01, crossing paths with New Orleans special teams coordinator Bradford Banta, who was a longsnapper for the Colts during the 1999 season. Banta also played for the Lions from 2001-03 and spent time with Bears linebackers coach Glenn Pires, who served in the same capacity from 2001-02. Following his playing career, Banta coached alongside Chicago offensive line coach Jeremiah Washburn when the two were in Detroit from 2009-12. Washburn was an offensive assistant at the time while Banta worked in various assistant coaching capacities. Banta's final stop before New Orleans came in Washington where he and Bears QBs coach Dave Ragone spent one season together in 2015. Ragone was a quarterbacks coach while Banta tutored the special teams units.
- Vic Fangio and Ed Donatell crossed paths with New Orleans assistant wide receivers coach Ronald Curry when the trio coached in San Francisco. Fangio was the 49ers defensive coordinator while Donatell was the club's secondary coach and Curry tutored the wide receivers from 2013-15.
- Ed Donatell coached New Orleans secondary coach Aaron Glenn after Glenn was selected in the first round of the 1994 NFL Draft (12th overall) by the New York Jets. Glenn was also coached in Houston by Vic Fangio from 2002-04 when Fangio was the Texans defensive coordinator. Bears quarterbacks coach Dave Ragone was also in the Texans organization as a quarterback from 2003-05.
- Bears offensive coordinator Dowell Loggains was a quarterbacks coach for the Cleveland Browns in 2014 when Browns secondary coach Aaron Glenn served as Cleveland's assistant secondary coach.
- Ed Donatell and Saints quarterbacks coach Joe Lombardi coached alongside one another in 2006 when Lombardi was a defensive assistant and Donatell was the team's defensive coordinator.
- Chicago running backs coach Curtis Modkins and Saints quarterbacks coach Joe Lombardi crossed

paths during the 2014-15 seasons when the two were in Detroit. Modkins was the Lions running backs coach while Lombardi was an OC.

- Jeremiah Washburn was a southwest area scout with the Baltimore Ravens from 2003-08 when he spent time with Saints linebackers coach Mike Nolan, who was a defensive coordinator from 2001-04.
- Glenn Pires and New Orleans assistant special teams coach Kevin O'Dea coached alongside one another in 2002 when Pires was a linebackers coach and O'Dea worked with special teams.
- Dave Ragone and New Orleans running backs coach Joel Thomas crossed paths in 2002 when Ragone was a quarterback at Louisville and Thomas coached running backs.
- Ed Donatell coached Saints defensive assistant Leigh Torrence when the two were in the Atlanta Falcons organization. Torrence was a rookie defensive back and Donatell the defensive backs coach.
- Bears offensive assistant John Dunn and Saints assistant strength and conditioning coach Rob Wenning were graduate assistants together at LSU from 2008-10. Chicago assistant offensive line coach Ben Wilkerson was also a GA in 2010.

COLLEGE CONNECTIONS:

- Chicago defensive back DeAndre Houston-Carson, wide receiver Tre McBride III and New Orleans offensive assistant Joseph Brady were teammates at William and Mary for two seasons in 2011-12 when Brady was a wide receiver, McBride a wide receiver and Houston-Carson a defensive back.
- Bears offensive assistant John Dunn and Saints assistant wide receivers coach Ronald Curry were teammates at the University of North Carolina during the 2001 season. Both played quarterback as Dunn also played tight end.
- Chicago TEs coach Frank Smith and New Orleans senior offensive assistant/wide receivers coach Curtis Johnson spent the 2005 season together at the University of Miami. Smith was a graduate assistant while Johnson tutored the WRs.
- Chicago fullback Michael Burton (2011-14) and defensive back Marcus Cooper (2010-12) teamed up alongside New Orleans wide receiver Brandon Coleman (2011-13) when the trio played at Rutgers.
- Bears DB Cre'Von LeBlanc (2012-15) and Saints defensive end Trey Hendrickson (2013-16) teamed up for three seasons at Florida Atlantic University.
- Bears defensive back Adrian Amos (2011-14) played alongside Saints defensive end Gerald Hodges (2009-12) and linebacker Nathan Stupar (2008-11) when the trio was at Penn State.
- Bears linebacker John Timu (2011-14) played along Saints defensive lineman Hau'oli Kikaha (2010-14) and offensive lineman Senio Kelemete when the



CONNECTIONS

trio was at the University of Washington.

- Chicago defensive back Deon Bush (2012-15) and New Orleans defensive end Al-Quadin Muhammad (2013-2015) teamed up at the University of Miami for three seasons.
- Bears linebacker Sam Acho (2007-10) spent three seasons playing alongside Saints defensive lineman Alex Okafor (2009-12) and defensive back Kenny Vaccaro (2009-12) at the Univ. of Texas.
- Chicago linebacker Danny Trevathan (2008-11) and New Orleans linebacker Larry Warford (2009-12) teamed up for 3 seasons at the Univ. of Kentucky.
- Bears defensive lineman Eddie Goldman (2012-14) and Christian Jones (2010-13) played alongside Saints defensive back P.J. Williams (2012-14) when the trio was at Florida State University.

FORMER SAINTS:

- Chicago General Manager Ryan Pace spent 13 seasons with the New Orleans Saints prior to his arrival in Chicago. He joined the club as a scouting assistant and held the position from 2002-03 before being promoted to a pro scout (2004-06), director of pro scouting (2007-12) and eventually the director of player personnel (2013-14).
- Bears director of player personnel Josh Lucas spent 10 years in New Orleans front office prior to his arrival in Chicago, holding several positions with the Saints: scouting assistant (2005-06), southwest area scout (2007-11) and regional scout (2012-14).
- Chicago director of college scouting Mark Sadowski spent eight years with the Saints, holding several positions in the front office: pro scout (1998-99), NFS combine scout (2000) and SE area scout (2001-05).
- Bears director of football administration Joey Laine spent 10 years in New Orleans front office, holding several positions with the Saints: football operations intern (2005), player personnel assistant (2006-08) and salary cap analyst/player personnel (2009-14).
- Bears defensive coordinator Vic Fangio was a linebackers coach for the Saints from 1986-94.
- Chicago tight ends coach Frank Smith was an offensive assistant/offensive line coach with New Orleans from 2010-14.
- After being selected in the third round of the 2012 NFL Draft (89th overall), Bears defensive lineman Akiem Hicks spent the first three full seasons of his career with the Saints.
- Chicago defensive lineman John Jenkins was drafted in the third round of the 2013 NFL Draft (82nd overall) by the New Orleans Saints and spent the 2013-15 seasons in the organization.

FORMER BEARS:

- New Orleans senior offensive assistant/wide receivers coach Curtis Johnson was a wide receivers coach with the Chicago Bears in 2016.
- Saints assistant offensive line coach Brendan Nugent was an offensive quality control coach with the Bears during the 2013-14 seasons.
- Saints assistant special teams coach Kevin O'Dea was a special teams coach with the Bears on two separate occasions during the 2006-07 seasons and once more in 2011-12.

HOMETOWN TIES:

- New Orleans head coach Sean Payton, a Naperville, IL native, was a three-time AP All-American quarterback at Eastern Illinois University from 1982-86. As a Panther, Payton passed for 10,665 yards, which ranked third-highest total in NCAA history at the time. He also went on to play arena football for the Chicago Bruisers and finished his playing career in the National Football League with the Chicago Bears in 1987, appearing in three games. Most recently, Payton was inducted into the Eastern Illinois Hall of Fame in Sept. of 2000.
- Chicago STC, Jeff Rodgers, defensive line coach Jay Rodgers and Saints quarterback Drew Brees each attended Westlake High School. Jay and Jeff's younger brother, Johnny, was the starting quarterback at Westlake until a knee injury allowed Brees to take over the starting position.
- New Orleans defensive assistant Michael Hodges was a LBs coach and a co-defensive coordinator during the 2014-16 seasons at Eastern Illinois.
- Saints defensive line coach Ryan Nielsen was a defensive line coach and co-defensive coordinator at Northern Illinois from 2011-12.
- New Orleans offensive line coach Dan Roushar played quarterback collegiately at Northern Illinois University and coached as a graduate assistant at NIU following his playing career in 1984. He also held several offensive coaching stints at the University of Illinois (1995-96) before returning to Northern Illinois for six seasons as an offensive coordinator (1997-02).
- New Orleans TE Coby Fleener is from Joliet, Ill.
- Saints tight end Michael Hoomanawanui is a native of Bloomington, Ill.
- New Orleans rookie wide receiver Austin Carr played collegiately at Northwestern from 2013-16.
- Saints defensive back Justin Hardee played collegiately at the University of Illinois from 2012-16.
- New Orleans wide receiver Tommylee Lewis played collegiately at Northern Illinois from 2011-15.



GENERAL MANAGER RYAN PACE

Ryan Pace is in his third season as general manager of the Chicago Bears. He is the sixth general manager in franchise history after being hired on January 8, 2015.

Emphasizing synergy with the team's head coach, Pace's first move was to hire John Fox, one-of-six coaches in NFL history to lead two different teams to Super Bowl appearances, to lead the Chicago Bears coaching staff.

With the head coach in place, he went on to re-shape the team's football operations, bringing in the team's first sports science coordinator (Jenn Gibson) along with hiring a new head of strength and conditioning (Jason George) and head of athletic training (Nate Breske). On the personnel side he brought in Josh Lucas to serve as the director of player personnel, Champ Kelly as director of pro personnel and Joey Laine as director of football administration.

In Pace's first two seasons as Bears GM, five Bears players have been selected to the PFWA's All-Rookie team (Adrian Amos, Leonard Floyd, Eddie Goldman, Jordan Howard and Cody Whitehair), tied for the most in the NFL in that timeframe.

Despite finishing with a 3-13 record, there were signs of progress in Pace's goal to build a roster with a younger core group of players in his second outing. The Bears 2016 draft class tallied 3,390 offensive/defensive snaps which ranked 4th most in the NFL (CLE - 4,339; TEN - 3,512; IND - 3,509). Leading the way for the rookie class was RB Jordan Howard, who set a new Bears rookie record with 1,313 yards on the ground, and LB Leonard Floyd, who posted the third most sacks by a rookie in team history (7.0) despite missing four games due to injury.

In his first season overseeing Chicago's roster, Pace was tasked with turning over a Bears roster that ranked as one of the oldest in the NFL (average 27 years, 39 days old) and has trimmed that average to just over 25-years old. The Bears fielded a competitive team, improving by one game over their previous year's record, despite the youth movement. The 2015 Bears team was involved in 11 games decided by one score (5-6 record in those games) despite leading the NFL with nine rookie starters (three on offense, six on defense). The Bears defense improved from 30th in 2014 (377.1 yards per game) to 14th in 2015 (345.1 ypg) despite starting a league-most six rookie starters who combined for 41 starts, second most to the Saints 44 defensive rookie starts. Pace accomplished the task with just six draft picks, two of which were utilized on the defensive side of the ball (DL Eddie Goldman, 12 starts and DB Adrian Amos, 16 starts). Rounding out the rookie starters were undrafted free agents LB Jonathan Anderson (three starts), DB Bryce Callahan (three starts), DB Harold Jones-Quartey (four starts) and LB John Timu (three starts).

Pace began transitioning the team's roster in 2015 by adding impact veteran free agents such as linebackers Pernell McPhee and Sam Acho, defensive lineman Mitch Unrein and defensive back Tracy Porter on defense and wide receiver Eddie Royal offensively. That transformation continued during the 2016 offseason with the unrestricted free agent additions of LBs Jerrell Freeman and Danny Trevathan, DL Akiem Hicks, OL Bobby Massie and Ted Larsen and QB Brian Hoyer. In 2017, Pace added top free agent QB Mike Glennon, WR Markus Wheaton, DBs Prince Amukamara, Marcus Cooper and Quintin Demps and TE Dion Sims.

On the first day of the 2017 NFL Draft, Pace traded up (from third overall) to the second overall pick in order to select the player the Bears most coveted, QB Mitchell Trubisky. On Day Two, Pace recouped a few of those picks and also selected TE Adam Shaheen. The Bears closed out the draft by selecting DB Eddie Jackson (112th overall), RB Tarik Cohen (119th overall) and OL Jordan Morgan (147th overall).

Pace joined the Bears after spending 14 seasons (2001-14) as a member of the Saints organization, including 13 in the player personnel department. He spent the last two seasons (2013-14) with the Saints as director of player personnel. In that role, Pace helped manage the team's college and pro scouting operations, including all facets of scouting and evaluation of college and pro prospects along with New Orleans' roster.

Pace spent six seasons as the club's director of pro scouting (2007-12), which included overseeing the club's pro scouting staff. His duties involved recommending player acquisitions by evaluating the Saints roster and potential NFL free agents, monitoring all NFL transactions, researching possible trade op-





portunities, assessing player talent from other professional leagues and directing the advance scouting of future opponents. He also helped the Saints prepare for the NFL Draft following the regular season by assisting in the evaluation of top college prospects.

The Flower Mound, Texas native got his start in New Orleans' player personnel department as a scouting assistant in 2002, a role he held for two years before working as a pro scout from 2004-06. During that time he evaluated free agents and collegiate players entering the NFL Draft as well as scouted upcoming opponents. He joined the Saints in 2001 supporting the coordination of all game day, training camp and stadium operations.

Over Pace's 13 seasons in the New Orleans personnel department (2002-14), the Saints compiled a 115-93 (.553) record. Since 2006, the Saints reached the playoffs five times, won three division titles, played in two NFC Championship games (2006 and 2009) and won the franchise's first Super Bowl title (Super Bowl XLIV). The Saints pro scouting department helped build a Super Bowl championship club by using all avenues at their disposal: signing free agents QB Drew Brees, FB Heath Evans, LB Scott Fujita, CB Randall Gay, C Jonathan Goodwin, CB Jabari Greer, WR Lance Moore and DE Anthony Hargrove and trading for TE Jeremy Shockey, LB Jonathan Vilma, LB Scott Shanle and TE David Thomas. Pace has also worked to acquire players such as NT Brodrick Bunkley, G Ben Grubbs, LB Curtis Lofton and RB Darren Sproles. Over his last two seasons with the Saints their draft classes included regular starters LT Terron Armstead (2013, third round), WR Brandin Cooks (2014, first round), S Kenny Vaccaro (2013, first round) and WR Kenny Stills (2013, fifth round).

In 2008, he was selected by the club to attend the NFL's Stanford Business School's Executive Education Program for Managers. He was a part of the franchise in 2005 while the club dealt with immense adversity having to guide itself through several moves in base operations in the wake of Hurricane Katrina.

Pace played collegiately as a defensive end at Eastern Illinois (1995-99), serving as team captain as a senior, graduating with a bachelor's degree in marketing.

Pace and his wife, Stephanie, have a daughter, Cardyn.

BEARS DRAFT PICKS UNDER RYAN PACE

2015 (April 30 - May 2)

1. White, Kevin, WR, West Virginia
2. Goldman, Eddie, DT, Florida State
3. Grasu, Hroniss, C, Oregon
4. Langford, Jeremy, RB, Michigan State
5. Amos, Adrian, S, Penn State
6. Fabuluje, Tayo, G, TCU

2016 (April 28-30)

1. Floyd, Leonard, LB, Georgia
2. Whitehair, Cody, G, Kansas State
3. Bullard, Jonathan, DE, Florida
4. Kwiatkoski, Nick, LB, West Virginia
4. Bush, Deon, CB, Miami (Fla.)
5. Hall, Deiondre', CB, Northern Iowa
5. Howard, Jordan, RB, Indiana
6. Houston-Carson, DeAndre, S, William & Mary
7. Braverman, Daniel, WR, W. Michigan

2017 (April 27-29)

1. Trubisky, Mitchell, QB, North Carolina
2. Shaheen, Adam, TE, Ashland
4. Jackson, Eddie, DB, Alabama
4. Cohen, Tarik, RB, North Carolina A&T
5. Morgan, Jordan, OL, Kutztown, Pa.





HEAD COACH JOHN FOX

John Fox is in his third season with the Chicago Bears after being named the 15th head coach in franchise history on January 16, 2015.

Fox is in his 16th year as an NFL head coach with experience at Carolina (2002-10), Denver (2011-14) and Chicago (2015-16). As an NFL head coach, Fox has a 131-116 regular season record, six division titles, six double-digit win seasons and seven playoff appearances. In the postseason, Fox has amassed an 8-7 record as a head coach with three conference championship game appearances leading to two trips to the Super Bowl (XXXVIII with Carolina in 2003 and XLVIII with Denver in 2013). He is one of six coaches in NFL history to lead two different teams to Super Bowl appearances along with Don Shula, Bill Parcells, Dan Reeves, Dick Vermeil and Mike Holmgren. Fox ranks third among active NFL head coaches with 136 overall wins and his six seasons with at least 11 wins are third most among active head coaches.



Under Fox's tutelage as a head coach, coordinator and position coach, 42 players have earned a total of 77 Pro Bowl selections at 14 different positions during his coaching career. In 2016, running back Jordan Howard and guard Josh Sitton earned Pro Bowl honors.

Before coming to Chicago, Fox spent four seasons (2011-14) in Denver, guiding the Broncos to four division titles, joining Chuck Knox (L.A. Rams) as the only coaches in NFL history to lead their respective team to four division titles in their first four years with the franchise. Denver's regular season record of 46-18 (.719) was third-best in the NFL from 2011-14 and they were one of only three teams to win four division titles during that span along with Green Bay and New England. Denver had at least 12 wins in each of the previous three seasons (13-3 in 2012 and 2013 and 12-4 in 2014). Denver's 20-4 record against AFC West opponents during Fox's tenure was the best divisional record in the NFL. He guided the Broncos to an undefeated record in division play in 2012 and 2014 after the franchise had just one such season in team history.

Prior to his time with the Broncos, Fox spent nine years as head coach of the Carolina Panthers. He led the franchise to a 73-71 (.507) regular-season record, including three playoff appearances and two NFC South titles. The Panthers went 5-3 in the postseason under Fox, including four road playoff wins while appearing in two NFC Championship Games and earning the franchise's first Super Bowl appearance. The four playoff road victories are tied for fifth most in NFL history and tied for fourth most by a head coach with one team.

JOHN FOX CAREER VS. NFL OPPONENTS

NFC Opponents	Reg.	Post.	Overall
	76-77	5-3	81-80
NFC North	16-20	1-0	17-20
Chicago	3-2	1-0	4-2
Detroit	5-4	0-0	5-4
Green Bay	3-8	0-0	3-8
Minnesota	5-6	0-0	5-6
NFC South	34-29	0-0	34-29
Atlanta	7-13	0-0	7-13
Carolina	2-0	0-0	2-0
New Orleans	12-7	0-0	12-7
Tampa Bay	13-9	0-0	13-9
NFC East	8-19	3-0	11-19
Dallas	1-7	1-0	2-7
New York Giants	3-4	1-0	4-4
Philadelphia	1-5	1-0	2-5
Washington	3-3	0-0	3-3
NFC West	18-9	1-3	19-12
Arizona	8-2	0-1	8-3
San Francisco	5-1	0-0	5-1
Seattle	1-4	0-2	1-6
St. Louis/LA	4-2	1-0	5-2

AFC Opponents	Reg.	Post.	Overall
	55-39	3-4	58-43
AFC North	13-8	1-1	14-9
Baltimore	5-1	0-1	5-2
Cincinnati	3-3	0-0	3-3
Cleveland	3-1	0-0	3-1
Pittsburgh	2-3	1-0	3-3
AFC South	6-13	0-1	6-14
Houston	1-4	0-0	1-4
Indianapolis	2-3	0-1	2-4
Jacksonville	2-2	0-0	2-2
Tennessee	1-4	0-0	1-4
AFC East	8-10	1-2	9-12
Buffalo	2-2	0-0	2-2
Miami	2-2	0-0	2-2
New England	1-5	1-2	2-7
New York Jets	3-1	0-0	3-1
AFC West	28-8	1-0	29-8
Denver	1-2	0-0	1-2
Kansas City	10-1	0-0	10-1
Oakland	9-2	0-0	9-2
Los Angeles	8-3	1-0	9-3



JOHN FOX'S CAREER HEAD COACHING RECORD

Year	Team	Regular Season	Postseason
2002	Carolina Panthers	7-9	
2003	Carolina Panthers	11-5	S.B. XXXVIII (3-1)
2004	Carolina Panthers	7-9	
2005	Carolina Panthers	11-5	NFC Champ. Game (2-1)
2006	Carolina Panthers	8-8	
2007	Carolina Panthers	7-9	
2008	Carolina Panthers	12-4	Playoffs (0-1)
2009	Carolina Panthers	8-8	
2010	Carolina Panthers	2-14	
2011	Denver Broncos	8-8	Playoffs (1-1)
2012	Denver Broncos	13-3	Playoffs (0-1)
2013	Denver Broncos	13-3	S.B. XLVIII (2-1)
2014	Denver Broncos	12-4	Playoffs (0-1)
2015	Chicago Bears	6-10	
2016	Chicago Bears	3-13	
2017	Chicago Bears	3-4	
Carolina Totals		73-71 (.507)	5-3 (.625)
Denver Totals		46-18 (.719)	3-4 (.428)
Chicago Totals		12-27 (.308)	0-0
CAREER TOTALS		131-116 (.530)	8-7 (.533)

CHICAGO BEARS COORDINATORS/ASSISTANT COACHES



Vic Fangio
Defensive
Coordinator



Dowell Loggains
Offensive
Coordinator




Jeff Rodgers
Special Teams
Coordinator



Roy Anderson
Assistant
Defensive Backs



Zach Azzanni
Wide Receivers



Sean Desai
Defensive
Quality Control



Ed Donatell
Defensive Backs



John Dunn
Offensive Assistant




Ben McDaniels
Offensive Assistant



Curtis Modkins
Running Backs



Glen Pires
Linebackers



Dave Ragone
Quarterbacks



Jay Rodgers
Defensive Line



Frank Smith
Tight Ends



Brandon Staley
Outside Linebackers



Derius Swinton II
Assistant
Special Teams



Jeremiah Washburn
Offensive Line



Ben Wilkerson
Assistant
Offensive Line



CHICAGO BEARS 2017 TRANSACTIONS

Date	Player	Transaction
OCTOBER		
10/16/2017	Jason Thompson.....	cut
10/16/2017	Nelson Spruce.....	pract. squad add
10/11/2017	Carl Bradford.....	pract. squad add
10/11/2017	Tanner Gentry.....	signed
10/11/2017	Deonte Thompson.....	cut
10/11/2017	Darreus Rogers.....	pract. squad add
10/10/2017	Danny Trevathan.....	suspension lifted
10/9/2017	Isaiah Irving.....	pract. squad add
10/6/2017	Mike Purcell.....	cut
10/6/2017	Howard Jones.....	pract. squad add
10/2/2017	Jason Thompson.....	pract. squad add
10/2/2017	Tre McBride.....	signed

SEPTEMBER

9/30/2017	Danny Trevathan.....	suspended
9/26/2017	Tre McBride.....	pract. squad add
9/26/2017	D.J. Tialavea.....	cut
9/26/2017	Doran Grant.....	pract. squad add
9/23/2017	Tre McBride.....	cut
9/23/2017	John Timu.....	pract. squad add
9/21/2017	Tanner Gentry.....	pract. squad add
9/20/2017	D.J. Tialavea.....	pract. squad add
9/19/2017	Josh Rounds.....	pract. squad waive
9/19/2017	Mike Purcell.....	pract. squad add
9/19/2017	Tanner Gentry.....	cut
9/19/2017	DeAndre Houston-Carson.....	signed
9/12/2017	Rueben Randle.....	cut
9/12/2017	Mario Alford.....	pract. squad add
9/12/2017	Josh Rounds.....	pract. squad add
9/12/2017	Jonathan Anderson.....	signed
9/12/2017	Tanner Gentry.....	signed
9/9/2017	Akiem Hicks.....	contract extension
9/8/2017	Ka'Deem Carey.....	cut
9/8/2017	Connor Shaw.....	cut
9/6/2017	Lamar Houston.....	cut
9/4/2017	John Jenkins.....	signed
9/4/2017	Cameron Lee.....	prac. squad add
9/4/2017	Chris Prosinski.....	cut
9/4/2017	Ben Braunecker.....	prac. squad add
9/3/2017	Andrew DePaola.....	acquired from waiver
9/3/2017	Tre McBride.....	acquired from waiver
9/3/2017	John Timu.....	pract. squad add
9/3/2017	Dieugot Joseph.....	pract. squad add
9/3/2017	Isaiah Irving.....	pract. squad add
9/3/2017	DeAndre Houston-Carson.....	pract. squad add
9/3/2017	Brandon Greene.....	pract. squad add
9/3/2017	Tanner Gentry.....	pract. squad add
9/3/2017	Rashaad Coward.....	pract. squad add
9/3/2017	Jonathan Anderson.....	pract. squad add
9/3/2017	Taquan Mizzell.....	acquired from waiver
9/3/2017	Jeff Overbaugh.....	cut
9/3/2017	Jeremy Langford.....	cut
9/3/2017	Ben Braunecker.....	cut
9/2/2017	Johnthan Banks.....	cut
9/2/2017	Taylor Boggs.....	cut
9/2/2017	Victor Cruz.....	cut
9/2/2017	Jaye Howard Jr.....	cut
9/2/2017	John Jenkins.....	cut
9/2/2017	Kelvin Sheppard.....	cut

Date	Player	Transaction
9/2/2017	Dan Skuta.....	cut
9/2/2017	B.W. Webb.....	cut
9/2/2017	C.J. Wilson.....	cut
9/2/2017	Roberto Aguayo.....	cut
9/2/2017	Jonathan Anderson.....	cut
9/2/2017	Daniel Braverman.....	cut
9/2/2017	Rashaad Coward.....	cut
9/2/2017	Titus Davis.....	cut
9/2/2017	Tanner Gentry.....	cut
9/2/2017	Brandon Greene.....	cut
9/2/2017	DeAndre Houston-Carson.....	cut
9/2/2017	Alton Howard.....	cut
9/2/2017	Isaiah Irving.....	cut
9/2/2017	Harold Jones-Quartey.....	cut
9/2/2017	Dieugot Joseph.....	cut
9/2/2017	Mitchell Kirsch.....	cut
9/2/2017	Will Poehls.....	cut
9/2/2017	MyCole Pruitt.....	cut
9/2/2017	Rashaad Reynolds.....	cut
9/2/2017	Cyril Richardson.....	cut
9/2/2017	Josh Rounds.....	cut
9/2/2017	Freddie Stevenson.....	cut
9/2/2017	John Timu.....	cut
9/2/2017	Connor Shaw.....	cut
9/2/2017	Ka'Deem Carey.....	Placed on IR
9/2/2017	Lamar Houston.....	Placed on IR
9/2/2017	Cameron Meredith.....	Placed on IR
9/2/2017	Jordan Morgan.....	Placed on IR
9/2/2017	Chris Prosinski.....	Placed on IR

AUGUST

8/29/2017	Alex Scarce.....	cut
8/29/2017	Kapron Lewis-Moore.....	cut
8/28/2017	Patrick Scales.....	cut
8/28/2017	Jeff Overbaugh.....	signed
8/23/2017	Charles Leno Jr.....	contract extension
8/18/2017	Hendrick Ekpe.....	cut
8/18/2017	Kelvin Sheppard.....	signed
8/13/2017	Roberto Aguayo.....	acquired from waiver
8/9/2017	Joel Bouagnon.....	cut
8/7/2017	Andy Phillips.....	cut
8/7/2017	Brandon Greene.....	signed
8/7/2017	Alton Howard.....	signed
8/3/2017	Josh Rounds.....	signed

JULY

7/31/2017	Nick Becton.....	signed
7/19/2017	Mitchell Trubisky.....	signed

MAY

5/31/2017	Michael Burton.....	acquired from waiver
5/31/2017	Franko House.....	cut
5/30/2017	Jhajuan Seales.....	cut
5/25/2017	Victor Cruz.....	signed
5/19/2017	Adam Shaheen.....	signed
5/15/2017	Eddie Jackson.....	signed
5/14/2017	Titus Davis.....	signed
5/14/2017	Kermit Whitfield.....	cut
5/11/2017	Alex Scarce.....	signed
5/11/2017	Jhajuan Seales.....	signed



CHICAGO BEARS 2017 TRANSACTIONS

<u>Date</u>	<u>Player</u>	<u>Transaction</u>	<u>Date</u>	<u>Player</u>	<u>Transaction</u>
5/11/2017	Freddie Stevenson.....	signed	FEBRUARY		
5/11/2017	Kermit Whitfield	signed	2/17/2017	Amini Silatolu.....	signed
5/11/2017	Andy Phillips	signed	2/15/2017	Eric Kush.....	contract extension
5/11/2017	Paul Lasike	cut	2/10/2017	Justin Perillo	signed
5/11/2017	Will Sutton	cut	2/7/2017	Roy Robertson-Harris.....	reinstated
5/11/2017	Eddie Royal.....	cut	JANUARY		
5/11/2017	Cornelius Edison	cut	Date	Player	Transaction
5/11/2017	Jordan Morgan	signed	1/10/2017	Rueben Randle	signed
5/11/2017	Joel Bouagnon.....	signed	1/9/2017	Josh Shirley	cut
5/11/2017	Rashaad Coward.....	signed	1/6/2017	Kapron Lewis-Moore	active/prac. squad
5/11/2017	Hendrick Ekpe.....	signed	1/3/2017	Cyril Richardson.....	signed
5/11/2017	Mitchell Kirsch.....	signed	1/3/2017	Will Pehels	signed
5/11/2017	Dieugot Joseph	signed	1/3/2017	Jacoby Glenn	signed
5/11/2017	Isaiah Irving	signed	1/3/2017	Cornelius Edison.....	signed
5/11/2017	Franko House	signed	1/3/2017	David Cobb	signed
5/11/2017	Tanner Gentry	signed	1/3/2017	De'Vante Bausby.....	signed
5/11/2017	Tarik Cohen	signed	1/3/2017	Dres Anderson	signed
5/8/2017	Dan Skuta.....	signed	1/3/2017	Rashaad Reynolds.....	signed
5/5/2017	Jay Cutler	retired			
5/4/2017	Jaye Howard.....	signed			
5/2/2017	Bradley Sowell	signed			
5/1/2017	Bralon Addison	cut			
5/1/2017	Dres Anderson	cut			
5/1/2017	De'Vante Bausby	cut			
5/1/2017	David Cobb.....	cut			
5/1/2017	Jacoby Glenn	cut			
5/1/2017	Justin Perillo	cut			
5/1/2017	Taylor Boggs	signed			
APRIL					
4/17/2017	Bryce Callahan	contract extension			
4/15/2017	Sam Acho	contract extension			
4/10/2017	Tracy Porter.....	cut			
4/5/2017	B.W. Webb	signed			
MARCH					
3/31/2017	Ego Ferguson.....	cut			
3/23/2017	Deonte Thompson.....	contract extension			
3/23/2017	Mark Sanchez	signed			
3/21/2017	Benny Cunningham	signed			
3/20/2017	Chris Prosinski	contract extension			
3/20/2017	C.J. Wilson	contract extension			
3/17/2017	John Jenkins.....	signed			
3/14/2017	Connor Barth	contract extension			
3/12/2017	Tom Compton	signed			
3/12/2017	Kendall Wright.....	signed			
3/11/2017	Marcus Cooper.....	signed			
3/11/2017	Christian Jones.....	contract extension			
3/11/2017	Johnthan Banks	contract extension			
3/10/2017	Prince Amukamara	signed			
3/10/2017	Dion Sims	signed			
3/10/2017	Markus Wheaton.....	signed			
3/10/2017	Mike Glennon.....	signed			
3/9/2017	Quintin Demps	signed			
3/9/2017	Jay Cutler	cut			
3/6/2017	Daniel Brown	contract extension			
3/4/2017	Patrick Scales	contract extension			
3/4/2017	Connor Shaw	contract extension			

**NUMERICAL ROSTER**

No	Name	Pos	Ht	Wt	Age	Exp	College	Acquired
4	Connor Barth	K	5-11	204	31	8	North Carolina	WFA-16 (NO)
6	Mark Sanchez	QB	6-2	232	30	9	USC	UFA-17 (DAL)
8	Mike Glennon	QB	6-6	229	27	5	North Carolina State	UFA-17 (TB)
10	Mitchell Trubisky	QB	6-3	222	23	R	North Carolina	D1-17
12	Markus Wheaton	WR	5-11	185	26	5	Oregon State	UFA-17 (PIT)
13	Kendall Wright	WR	5-10	185	27	6	Baylor	UFA-17 (TEN)
15	Joshua Bellamy	WR	6-0	208	28	3	Louisville	WC-14 (WAS)
16	Pat O'Donnell	P	6-4	217	26	4	Miami (Fla.)	D6b-14
18	Tre McBride III	WR	6-0	210	24	3	William & Mary	WC-17 (TEN)
19	Tanner Gentry	WR	6-2	209	22	R	Wyoming	UnFA-17
20	Prince Amukamara	DB	6-0	204	28	7	Nebraska	UFA-17 (JAX)
22	Cre'Von LeBlanc	DB	5-11	190	23	2	Florida Atlantic	WC-16 (NE)
23	Kyle Fuller	DB	5-11	190	25	4	Virginia Tech	D1-14
24	Jordan Howard	RB	6-0	224	22	2	Indiana	D5-16
26	Deon Bush	DB	6-0	205	24	2	Miami (Fla.)	D4b-16
27	Sherrick McManis	DB	6-1	193	29	8	Northwestern	TR-12 (HOU)
29	Tarik Cohen	RB	5-6	181	22	R	North Carolina A&T	D4b-17
30	Benny Cunningham	RB	5-10	218	27	5	Middle Tennessee State	UFA-17 (LAR)
31	Marcus Cooper Sr.	DB	6-2	197	27	5	Rutgers	UFA-17 (ARZ)
33	Taquan Mizzell	RB	5-10	185	24	R	Virginia	WC-17 (BAL)
36	DeAndre Houston-Carson	DB	6-1	205	24	2	William & Mary	D6-16
37	Bryce Callahan	DB	5-9	188	26	3	Rice	UnFA-15
38	Adrian Amos	DB	6-0	214	24	3	Penn State	D5-15
39	Eddie Jackson	DB	6-0	202	23	R	Alabama	D4a-17
44	Nick Kwiatkoski	LB	6-2	242	24	2	West Virginia	D4a-16
46	Michael Burton	FB	6-0	240	25	3	Rutgers	WFA-17 (DET)
47	Isaiah Irving	LB	6-3	254	23	R	San Jose State	UnFA-17
49	Andrew DePaola	LS	6-2	230	30	4	Rutgers	WC-17 (TB)
52	Christian Jones	LB	6-3	245	26	4	Florida State	UnFA-14
53	John Timu	LB	6-0	246	25	3	Washington	UnFA-15
55	Hroniss Grasu	OL	6-3	301	26	3	Oregon	D3-15
58	Jonathan Anderson	LB	6-1	237	25	3	TCU	UnFA-15
59	Danny Trevathan	LB	6-1	239	27	6	Kentucky	UFA-16 (DEN)
65	Cody Whitehair	OL	6-4	310	25	2	Kansas State	D2-16
70	Bobby Massie	OL	6-6	317	28	6	Mississippi	UFA-16 (ARZ)
71	Josh Sitton	OL	6-3	320	31	10	UCF	WFA-16 (GB)
72	Charles Leno Jr.	OL	6-3	306	26	4	Boise State	D7-14
73	John Jenkins	DL	6-3	327	28	5	Georgia	UFA-17 (SEA)
75	Kyle Long	OL	6-6	316	28	5	Oregon	D1-13
76	Tom Compton	OL	6-5	313	28	5	South Dakota	UFA-17 (ATL)
79	Bradley Sowell	OL	6-7	312	28	6	Mississippi	UFA-17 (SEA)
85	Daniel Brown	TE	6-5	247	25	3	James Madison	WFA-16 (BAL)
86	Zach Miller	TE	6-5	245	33	7	Nebraska-Omaha	WFA-13 (TB)
87	Adam Shaheen	TE	6-6	270	23	R	Ashland	D2-17
88	Dion Sims	TE	6-4	268	26	5	Michigan State	UFA-17 (MIA)
90	Jonathan Bullard	DL	6-3	296	24	2	Florida	D3-16
91	Eddie Goldman	DL	6-4	320	23	3	Florida State	D2-15
92	Pernell McPhee	LB	6-3	269	28	7	Mississippi State	UFA-15 (BAL)
93	Sam Acho	LB	6-3	259	29	7	Texas	UFA-15 (ARZ)
94	Leonard Floyd	LB	6-4	251	25	2	Georgia	D1-16
95	Roy Robertson-Harris	DL	6-7	294	24	1	UTEP	UFA-16
96	Akiem Hicks	DL	6-5	332	27	6	Regina	UFA-16 (NE)
98	Mitch Unrein	DL	6-4	301	30	7	Wyoming	WFA-15 (SD)
RESERVE / INJURED								
11	Kevin White	WR	6-3	216	25	3	West Virginia	D1-15
21	Quintin Demps	DB	5-11	216	32	9	UTEP	UFA-17 (HOU)
32	Deiondre' Hall	DB	6-2	206	23	2	Northern Iowa	D4c-16
48	Patrick Scales	LS	6-4	239	29	2	Utah State	WFA-15 (BAL)
50	Jerrell Freeman	LB	6-0	235	31	6	Mary Hardin-Baylor	UFA-16 (IND)
64	Eric Kush	OL	6-4	317	28	5	California (PA)	WC-16 (LA)
67	Jordan Morgan	OL	6-4	311	23	R	Kutztown	D5-17
81	Cameron Meredith	WR	6-3	207	25	3	Illinois State	UnFA-16
97	Willie Young	LB	6-4	259	32	8	North Carolina State	UFA-14 (DET)
PRACTICE SQUAD								
14	Nelson Spruce	WR	6-1	210	24	2	Colorado	WFA-17 (LAR)
35	Doran Grant	DB	5-10	196	24	2	Ohio State	WFA-17 (JAX)
43	Carl Bradford	LB	6-1	248	25	3	Arizona State	WFA-17 (BUF)
57	Howard Jones	LB	6-4	238	27	3	Shepherd	UFA-17 (TB)
60	Brandon Greene	OL	6-5	295	23	R	Alabama	UnFA-17
63	Cameron Lee	OL	6-5	312	23	3	Illinois State	WFA-17 (CIN)
69	Rashaad Coward	DL	6-6	320	22	R	Old Dominion	UnFA-17
80	Darrous Rogers	WR	6-1	218	24	R	USC	WFA-17 (SEA)
83	Mario Alford	WR	5-8	177	25	3	West Virginia	WFA-17 (CLE)
84	Ben Braunecker	TE	6-4	252	23	2	Harvard	UnFA-16



ALPHABETICAL ROSTER

No.	Name	Pos	Ht	Wt	Age	Exp	College	Hometown
93	Acho, Sam	LB	6-3	259	29	7	Texas	Dallas, Texas
38	Amos, Adrian	DB	6-0	214	24	3	Penn State	Baltimore, Md.
20	Amukamara, Prince	DB	6-0	204	28	7	Nebraska	Glendale, Ari.
58	Anderson, Jonathan	LB	6-1	237	25	3	TCU	Corpus Christi, Texas
4	Barth, Connor	K	5-11	204	31	8	North Carolina	Wilmington, N.C.
15	Bellamy, Joshua	WR	6-0	208	28	3	Louisville	St. Petersburg, Fla.
85	Brown, Daniel	TE	6-5	247	25	3	James Madison	Windsor, Virginia
90	Bullard, Jonathan	DL	6-3	296	24	2	Florida	Shelby, N.C.
46	Burton, Michael	FB	6-0	240	25	3	Rutgers	Long Valley, N.J.
26	Bush, Deon	DB	6-0	205	24	2	Miami (Fla.)	Miami, Fla.
37	Callahan, Bryce	DB	5-9	188	26	3	Rice	Cypress, Texas
29	Cohen, Tarik	RB	5-6	181	22	R	North Carolina A&T	Bunn, N.C.
76	Compton, Tom	OL	6-5	313	28	5	South Dakota	Rosemont, Minn.
31	Cooper, Sr., Marcus	DB	6-2	197	27	5	Rutgers	Hartford, Conn.
30	Cunningham, Benny	RB	5-10	218	27	5	Middle Tennessee State	Nashville, Tenn.
49	DePaola, Andrew	LS	6-2	230	30	4	Rutgers	Parkton, Md.
94	Floyd, Leonard	LB	6-4	251	25	2	Georgia	Atlanta, Ga.
23	Fuller, Kyle	DB	5-11	190	25	4	Virginia Tech	Baltimore, Md.
19	Gentry, Tanner	WR	6-2	209	22	R	Wyoming	Aurora, Colo.
8	Glennon, Mike	QB	6-6	229	27	5	North Carolina State	Centreville, Va.
91	Goldman, Eddie	DL	6-4	320	23	3	Florida State	Washington, D.C.
55	Grasu, Hroniss	OL	6-3	301	26	3	Oregon	Northridge, Calif.
96	Hicks, Akiem	DL	6-5	332	27	6	Regina	Elk Grove, Calif.
36	Houston-Carson, DeAndre	DB	6-1	205	24	2	William & Mary	Woodford, Va.
24	Howard, Jordan	RB	6-0	224	22	2	Indiana	Birmingham, Ala.
47	Irving, Isaiah	LB	6-3	254	23	R	San Jose State	Vacaville, Calif.
39	Jackson, Eddie	DB	6-0	202	23	R	Alabama	Lauderdale Lakes, Fla.
73	Jenkins, John	DL	6-3	327	28	5	Georgia	Meriden, Conn.
52	Jones, Christian	LB	6-3	245	26	4	Florida State	Winter Park, Fla.
44	Kwiatkowski, Nick	LB	6-2	242	24	2	West Virginia	Bethel Park, Penn.
22	LeBlanc, Cre'Von	DB	5-11	190	23	2	Florida Atlantic	Palm Beach, Fla.
72	Leno, Jr., Charles	OL	6-3	306	26	4	Boise State	Oakland, Calif.
75	Long, Kyle	OL	6-6	316	28	5	Oregon	Ivy, Va.
70	Massie, Bobby	OL	6-6	317	28	6	Mississippi	Lynchburg, Va.
18	McBride III, Tre	WR	6-0	210	24	3	William & Mary	McDonough, Ga.
27	McManis, Sherrick	DB	6-1	193	29	8	Northwestern	Peoria, Ill.
92	McPhee, Pernell	LB	6-3	269	28	7	Mississippi State	Pahokee, Fla.
86	Miller, Zach	TE	6-5	245	33	7	Nebraska-Omaha	Wahoo, Neb.
33	Mills, Taquan	RB	5-10	185	24	R	Virginia	Virginia Beach, Va.
16	O'Donnell, Pat	P	6-4	217	26	4	Miami (Fla.)	Lake Worth, Fla.
95	Robertson-Harris, Roy	DL	6-7	294	24	1	UTEP	Oakland, Calif.
6	Sanchez, Mark	QB	6-2	232	30	9	USC	Mission Viejo, Calif.
87	Shaheen, Adam	TE	6-6	270	23	R	Ashland	Galena, Ohio
88	Sims, Dion	TE	6-4	268	26	5	Michigan State	Detroit, Mich.
71	Silton, Josh	OL	6-3	320	31	10	UCF	Pensacola, Fla.
79	Sowell, Bradley	OL	6-7	312	28	6	Mississippi	Hernando, Miss.
53	Timu, John	LB	6-0	246	25	3	Washington	Long Beach, Calif.
59	Trevathan, Danny	LB	6-1	239	27	6	Kentucky	Youngstown, Ohio
10	Trubisky, Mitchell	QB	6-3	222	23	R	North Carolina	Mentor, Ohio
98	Unrein, Mitch	DL	6-4	301	30	7	Wyoming	Eaton, Colo.
12	Wheaton, Markus	WR	5-11	185	26	5	Oregon State	Phoenix, Ariz.
65	Whitehair, Cody	OL	6-4	310	25	2	Kansas State	Kearney, Neb.
13	Wright, Kendall	WR	5-10	185	27	6	Baylor	Mount Pleasant, Texas
RESERVE / INJURED								
21	Demps, Quintin	DB	5-11	216	32	9	UTEP	San Antonio, Texas
50	Freeman, Jerrell	LB	6-0	235	31	6	Mary Hardin-Baylor	Waco, Texas
32	Hall, Deiondre'	DB	6-2	206	23	2	Northern Iowa	Blue Springs, Mo.
64	Kush, Eric	OL	6-4	317	28	5	California (PA)	Bridgeville, Penn.
81	Meredith, Cameron	WR	6-3	207	25	3	Illinois State	Westchester, Ill.
67	Morgan, Jordan	OL	6-4	311	23	R	Kutztown	Philadelphia, Pa.
48	Scales, Patrick	LS	6-4	239	29	2	Utah State	Louisville, Ky.
11	White, Kevin	WR	6-3	216	25	3	West Virginia	Plainfield, N.J.
97	Young, Willie	LB	6-4	259	32	8	North Carolina State	Palm Beach Gardens, Fla.
PRACTICE SQUAD								
83	Alford, Mario	WR	5-8	177	25	3	West Virginia	Greenville, Ga.
43	Bradford, Carl	LB	6-1	248	25	3	Arizona State	Norco, Calif.
84	Braunacker, Ben	TE	6-4	252	23	2	Harvard	Ferdinand, Ind.
69	Coward, Rashaad	DL	6-6	320	22	R	Old Dominion	Brooklyn, N.Y.
35	Grant, Doran	DB	5-10	196	24	2	Ohio State	Akron, Ohio
60	Greene, Brandon	OL	6-5	295	23	R	Alabama	Ellenwood, Ga.
57	Jones, Howard	LB	6-4	238	27	3	Shepherd	Woodbridge, Va.
63	Lee, Cameron	OL	6-5	312	23	R	Illinois State	Danville, Ill.
80	Rogers, Darreus	WR	6-1	218	24	R	USC	Compton, Calif.
14	Spruce, Nelson	WR	6-1	210	24	2	Colorado	Los Angeles, Calif.



UNOFFICIAL DEPTH CHART

OFFENSE

WR 13 Kendall Wright	12 Markus Wheaton	18 Tre McBride III	
TE 88 Dion Sims	86 Zach Miller	<u>87 Adam Shaheen</u>	85 Daniel Brown
RT 70 Bobby Massie	76 Tom Compton		
RG 75 Kyle Long	65 Cody Whitehair		
C 65 Cody Whitehair	55 Hroniss Grasu		
LG 71 Josh Sitton	76 Tom Compton		
LT 72 Charles Leno Jr.	79 Bradley Sowell		
QB <u>10 Mitchell Trubisky</u>	8 Mike Glennon	6 Mark Sanchez	
RB 24 Jordan Howard	<u>29 Tarik Cohen</u>	30 Benny Cunningham	<u>33 Taquan Mizzell</u>
WR 15 Joshua Bellamy	<u>19 Tanner Gentry</u>		
FB 46 Michael Burton			

DEFENSE

DE 96 Akiem Hicks	95 Roy Robertson-Harris		
NT 91 Eddie Goldman	73 John Jenkins		
DE 98 Mitch Unrein	90 Jonathan Bullard		
OLB 92 Pernell McPhee	<u>47 Isaiah Irving</u>		
ILB 44 Nick Kwiatkoski	52 Christian Jones	53 John Timu	
ILB 59 Danny Trevathan	58 Jonathan Anderson		
OLB 94 Leonard Floyd	93 Sam Acho		
CB 20 Prince Amukamara	37 Bryce Callahan	22 Cre'Von LeBlanc	
S 38 Adrian Amos	26 Deon Bush		
S <u>39 Eddie Jackson</u>	36 DeAndre Houston-Carson		
CB 31 Marcus Cooper Sr.	23 Kyle Fuller	27 Sherrick McManis	

SPECIAL TEAMS

P 16 Pat O'Donnell			
K 4 Connor Barth			
LS 49 Andrew DePaola			
H 16 Pat O'Donnell			
KR 30 Benny Cunningham	<u>29 Tarik Cohen</u>	<u>39 Eddie Jackson</u>	
PR <u>29 Tarik Cohen</u>	<u>39 Eddie Jackson</u>	37 Bryce Callahan	22 Cre'Von LeBlanc

PRONUNCIATION GUIDE

PLAYERS

Adrian Amos.....	A-miss
Prince Amukamara.....	ah-MOO-kah-MAIR-rah
Tarik Cohen.....	Tuh-REEK
Andrew DePaola.....	de-PAUL-a (like DePaul)
Hroniss Grasu.....	huh-ROW-niss grass-uu
Akiem Hicks.....	ah-KEEM
Nick Kwiatkoski.....	kwit-KOW-skee
Cre'Von LeBlanc.....	KRAY-von luh-BLONK
Sherrick McManis.....	SHARE-rick mick-MAN-us
Taquan Mizzell.....	TAY-kwan my-ZELL
Adam Shaheen.....	shuh-HEEN
Bradley Sowell.....	SO-wool
Danny Trevethan.....	truh-VAY-than
Mitch Unrein.....	Un-Rhine

COACHES

Sean Desai.....	d-sigh
Vic Fangio.....	fan-geo
Dowell Loggains.....	dowel LOG-ins
Glenn Pires.....	rhymes with tires



HOW THE 2017 BEARS WERE BUILT

(as of October 24, 2017)

Year	Draft (18)	Free Agents (22)	College Free Agents (6)	Trade*/Waiver (7)
2017 (21)	(1) Mitchell Trubisky (2) Adam Shaheen (4a) Eddie Jackson (4b) Tarik Cohen	Mike Glennon Markus Wheaton Kendall Wright John Jenkins Prince Amukamara Marcus Cooper Sr. Benny Cunningham Tom Compton Bradley Sowell Dion Sims Mark Sanchez Michael Burton	Isaiah Irving Tanner Gentry	Andrew DePaola Taquan Mizzell Tre McBride
2016 (16)	(1) Leonard Floyd (2) Cody Whitehair (3) Jonathan Bullard 4a) Nick Kwiatkoski (4b) Deon Bush (5) Jordan Howard	Akiem Hicks Connor Barth Danny Trevathan Bobby Massie Josh Sitton Daniel Brown	Roy Robertson-Harris Jonathan Anderson	Cre'Von LeBlanc John Timu
2015 (7)	(2) Eddie Goldman (3) Hroniss Grasu (5) Adrian Amos	Sam Acho Mitch Unrein Pernell McPhee	Bryce Callahan	
2014 (6)	(1) Kyle Fuller (6a) Pat O'Donnell (6) DeAndre Houston-Carson (7) Charles Leno Jr.		Christian Jones	Josh Bellamy
2013 (2)	(1) Kyle Long	Zach Miller		
2012 (1)				Sherrick McManis*

PRACTICE SQUAD (10)

Name	Acquired
Brandon Greene	UnFA-17
Cameron Lee	WFA-17
Rashaad Coward	UnFA-17
Mario Alford	WFA-17
Ben Braunecker	UnFA-17
Nelson Spruce	UnFA-17
Doran Grant	WFA-17
Howard Jones	WFA-17
Carl Bradford	WFA-17
Darreus Rogers	WFA-17

RESERVE / INJURED (9)

Name	Acquired
Kevin White	D1-15
Deiondre' Hall	D4c-16
Patrick Scales	WFA-15
Jerrell Freeman	UFA-16
Eric Kush	WC-16
Jordan Morgan	D5-17
Cameron Meredith	UnFA-16
Qunitin Demps	UFA-17
Willie Young	UFA-14

**THE LAST TIME ...****TEAM****Won in Overtime:**

- By BEARS – 10/15/2017 at Baltimore (27-24)
- By Opp. – 12/6/2015 vs. San Francisco (26-20)

Won in Regulation by Scoring Go-Ahead Points in the Last 2 Minutes

- By BEARS – 10/11/2015 at KC (18-17, M. Forte 7-yd TD pass from J. Cutler with :18 remaining)
- By Opp. – 12/19/2016 vs. GB (30-27, M. Crosby 32-yd FG with 0:00 remaining)

Sent Game to Overtime by Scoring in the Last Two Minutes of Regulation

- By BEARS – 10/18/2014 at Detroit (Gould 29-yd FG with :00 remaining; DET won 37-34 in OT)
- By Opp. – 10/15/2017 at Baltimore (Campanaro 77 yd. punt return with 1:37 left; Flacco 2-pt pass to Boyle)

Shutout

- By BEARS – 11/18/2010 at Miami (16-0)
- By Opp. – 9/27/2015 at Seattle (26-0)

Did Not Allow Opponent to Score a Touchdown (non-shutout)

- By BEARS – 10/22/2017 vs. Carolina (held Carolina to 1 FG; 17-3 CHI)
- By Opp. – 12/28/2014 at Minnesota (held Chicago to 3 FGs; 13-9 MIN)

Won By 20-or-More Points

- By BEARS – 12/5/2016 vs. San Francisco (20 points; 26-6)
- By Opp. – 9/17/2017 at Tampa Bay (22 points; 29-7)

Won Game After Trailing by 20-or-More Points

- By BEARS – 10/16/2006 at Arizona (24-23 after trailing 20-0 and 23-3)
- By Opp. – 11/10/2002 vs. New England (33-30 after trailing 27-6)

Won After Trailing at End of the 1st Quarter

- By BEARS – 12/27/2015 at Tampa Bay (26-21 after trailing 7-0)
- By Opp. – 10/9/2017 vs. Minnesota (20-17 after trailing 2-0)

Won After Trailing at Halftime

- By BEARS – 11/9/2015 at San Diego (22-19 after trailing 16-7)
- By Opp. – 11/20/2016 vs. New York Giants (22-16 after trailing 16-9)

Won After Trailing at End of the 3rd Quarter

- By BEARS – 12/27/2015 at Tampa Bay (26-21 after trailing 14-13)
- By Opp. – 10/16/2016 vs. Jacksonville (17-16 after trailing 13-0)

Won After Trailing By 10-Plus Points in 4th Quarter

- By BEARS – 10/11/2015 at Kansas City (18-17 after trailing by 11, 17-6)
- By Opp. – 10/16/2016 vs. Jacksonville (17-16 after trailing by 13, 13-0)

Scored 20 or More Points in a Quarter

- By BEARS – 12/4/2014 vs. Dallas (21 in 4th quarter; 41-28 DAL)
- By Opp. – 12/4/2014 vs. Dallas (21 in 3rd quarter; 41-28 DAL)

Scored 30 or More Points in a Half

- By BEARS – 11/4/2012 at Tennessee (31 in 1st half; 51-20 CHI)
- By Opp. – 11/9/2014 at Green Bay (42 in 1st half; 55-14 GB)

Scored Touchdowns on Offense and Defense

- By BEARS – 10/15/2017 at Baltimore (2 offense; 1 defense; 27-24 CHI)
- By Opp. – 9/17/2017 at Tampa Bay (2 offense; 1 defense; 29-7 TB)

Scored Touchdowns on Offense, Defense and Special Teams

- By BEARS – 11/4/2012 at Tennessee (4 offense; 1 defense; 1 special teams; 51-20 CHI)
- By Opp. – 9/20/2015 vs. Arizona (5 offense; 1 defense; 1 special teams; 48-23 ARZ)



THE LAST TIME ...

Won on Monday Night Football

- By BEARS – 10/31/2016 vs. Minnesota (20-10 on ESPN's Monday Night Football)
By Opp. – 10/9/2017 vs. Minnesota (20-17 on ESPN's Monday Night Football)

Won on Sunday Night Football

- By BEARS – 9/14/2014 at San Francisco (28-20 on NBC's Sunday Night Football)
By Opp. – 9/25/2016 at Dallas (29-14 on NBC's Sunday Night Football)

Won on Thursday Night Football

- By BEARS – 11/26/2015 at Green Bay (17-13 CHI on NBC's Thursday Night Football)
By Opp. – 9/28/2017 at Green Bay (35-14 on CBS/NFLN's Thursday Night Football)

No Turnovers

- By BEARS – 10/22/2017 vs. Carolina (CHI, 17-3)
By Opp. – 10/9/2017 vs. Minnesota (MIN, 20-17)

OFFENSE

Touchdown Scored on First Offensive Possession to Start Game

- By BEARS – 11/20/2016 at N.Y. Giants (Z. Miller 19-yd pass from J. Cutler; 22-16 NYG)
By Opp. – 1/1/2017 vs. Minnesota (J. McKinnon 16-yd pass from S. Bradford; 38-10 MIN)

Touchdown Scored on First Offensive Possession of 2nd Half

- By BEARS – 10/9/2017 vs. Minnesota (Z. Miller 20-yd pass from Trubisky; 20-17 MIN)
By Opp. – 10/9/2017 vs. Minnesota (K. Rudolph 13-yd pass from Keenum; 20-17 MIN)

No Sacks Allowed

- By BEARS – 11/27/2016 vs. Tennessee
By Opp. – 1/1/2017 at Minnesota

No Turnovers and No Sacks Allowed

- By BEARS – 10/10/2013 vs. N.Y. Giants
By Opp. – 12/24/2016 vs. Washington

Successful Two-Point Conversion

- By BEARS – 10/9/2017 vs. Minnesota (Trubisky run on pitch from Z. Miller)
By Opp. – 10/15/2017 at Baltimore (Flacco pass to Boyle)

Failed Two-Point Conversion

- By BEARS – 11/22/2015 vs. Denver (run failed)
By Opp. – 12/29/2013 vs. Green Bay (pass failed)

500-or-More Total Net Yards of Offense

- By BEARS – 10/9/2016 at Indianapolis (522; 125 rushing, 397 passing)
By Opp. – 10/18/2015 at Detroit (546; 155 rushing, 391 passing)

400-or-More Total Net Yards of Offense

- By BEARS – 12/24/2016 vs. Washington (458; 140 rushing, 323 passing)
By Opp. – 12/24/2016 vs. Washington (478; 208 rushing, 278 passing)

300-or-More Net Rushing Yards by Team

- By BEARS – 9/9/1984 vs. Denver (302 yds on 50 carries, 2 TDs)
By Opp. – 10/14/2007 vs. Minnesota (311 yds on 43 carries, 3 TDs)

200-or-More Net Rushing Yards by Team

- By BEARS – 10/15/2017 (231 on 54 carries, 0 TDs)
By Opp. – 12/24/2016 vs. Washington (208 yards on 35 carries, 4 TDs)

Individual 200-Yard Rushing Game

- By BEARS – 10/2/2011 vs. Carolina (Matt Forte, 205 yds on 25 carries, TD)
By Opp. – 12/1/2013 at Minnesota (Adrian Peterson, 211 yds on 35 carries, 0 TDs)

Individual 150-Yard Rushing Game

- By BEARS – 10/15/2017 at Baltimore (Jordan Howard, 167 yds on 36 carries, 0 TD)
By Opp. – 12/18/2016 vs. Green Bay (Ty Montgomery, 162 yds on 16 carries, 2 TDs)



THE LAST TIME ...

Individual 100-Yard Rushing Game

- By BEARS - 9/24/2017 vs. Pittsburgh (Jordan Howard, 138 yds on 23 carries, 2 TDs)
By Opp. - 12/18/2016 vs. Green Bay (Ty Montgomery, 162 yds on 16 carries, 2 TDs)

Two 100-Yard Rushers in the Same Game

- By BEARS - 11/10/1985 vs. Detroit (207 total; Walter Payton - 105, Matt Suhey - 102)
By Opp. - 12/22/2013 at Philadelphia (248 total; LeSean McCoy - 133, Bryce Brown - 115)

Consecutive 100-Yard Rushing Games

- By BEARS - 12/24/2016 vs. WAS & 1/1/2017 at MIN (Jordan Howard; 119 vs. WAS, 135 at MIN)
By Opp. - 12/1/2013 at MIN & 12/9/2013 vs. DAL (A. Peterson, MIN - 211; D. Murray, DAL - 146)

Combined 200-Yards Rushing by Two Players (Non 200-Yard rusher, top 2 rushers)

- By BEARS - 9/24/2017 vs. Pittsburgh (216 total; Jordan Howard - 138 and Tarik Cohen - 78)
By Opp. - 12/18/2016 vs. Green Bay (207 total; Ty Montgomery - 162, C. Michael - 45)

60 Team Rushing Attempts

- By BEARS - 11/8/1981 at Kansas City (61 for 201 yards, 0 TDs)
By Opp. - Never

50 Team Rushing Attempts

- By BEARS - 10/15/2017 at Baltimore (54 for 231 yards, 0 TDs)
By Opp. - 10/30/1988 at New England (54 for 185 yards, 0 TDs)

40 Team Rushing Attempts

- By BEARS - 12/4/2016 vs. San Francisco (40 for 142 yards, 3 TDs)
By Opp. - 9/25/2016 at Dallas (41 for 199 yards, 3 TDs)

Individual 40 Rushing Attempts

- By BEARS - 11/20/1977 vs. Minnesota (Walter Payton, 40 for 275 yards, 1 TD)
By Opp. - Never

Individual 30 Rushing Attempts

- By BEARS - 10/15/2017 at Baltimore (Jordan Howard, 36 for 167 yards, 0 TDs)
By Opp. - 9/25/2016 at Dallas (Ezekiel Elliott, 30 for 140 yards, 0 TDs)

Individual 20 Rushing Attempts

- By BEARS - 10/22/2017 vs. Carolina (Jordan Howard, 21 for 65 yards, 0 TDs)
By Opp. - 11/20/2016 at N.Y. Giants (Rashad Jennings, 21 for 85 yards, 1 TDs)

Rushing Play of 75-Plus Yards

- By BEARS - 11/27/1988 vs. Green Bay (Neal Anderson, 80-yard TD run)
By Opp. - 11/4/2012 at Tennessee (Chris Johnson, 80-yard TD run)

Rushing Play of 50-Plus Yards

- By BEARS - 10/15/2017 at Baltimore (Jordan Howard, 53-yard run)
By Opp. - 10/9/2017 vs. Minnesota (J. McKinnon, 58-yard TD run)

Rushing Play of 25-Plus Yards

- By BEARS - 9/24/2017 vs. Pittsburgh (Tarik Cohen, 36-yard run)
By Opp. - 10/15/2017 at Baltimore (A. Collins, 30-yard run)

3-Plus Rushing Touchdowns by Team

- By BEARS - 12/4/2016 vs. San Francisco (3, Jordan Howard - 3)
By Opp. - 12/24/2016 vs. Washington (4, K. Cousins - 2, M. Brown - 1, C. Thompson - 1)

3-Plus Rushing Touchdowns by Individual

- By BEARS - 12/4/2016 vs. San Francisco (Jordan Howard, 3)
By Opp. - 10/20/2013 at Washington (Roy Helu, 3)

2-Plus Rushing Touchdowns by Individual

- By BEARS - 9/24/2017 vs. Pittsburgh (Jordan Howard, 2 TDs)
By Opp. - 12/24/2016 vs. Washington (Kirk Cousins, 2 TDs)



THE LAST TIME ...

400 Gross Yards Passing by Team

By BEARS – 11/14/1999 vs. Minnesota (422; 34 of 48, 3 TDs, INT)
 By Opp. – 10/18/2015 at Detroit (405; 27 of 42, 4 TDs, 1 INT)

300 Gross Yards Passing by Team

By BEARS – 12/24/2016 vs. Washington (323; 24 of 40, 2 TDs, 5 INTs)
 By Opp. – 9/10/2017 vs. Atlanta (321; 21 of 30, 1 TD, 0 INT)

400 Yards Passing by Individual

By BEARS – 11/14/1999 vs. Minnesota (Jim Miller - 422; 34 of 48, 3 TDs, INT)
 By Opp. – 10/18/2015 at Detroit (Matthew Stafford - 405; 27 of 42, 4 TDs, 1 INT)

300 Yards Passing by Individual

By BEARS – 12/24/2016 vs. Washington (Matt Barkley - 323; 24 of 40, 2 TDs, 5 INTs)
 By Opp. – 9/10/2017 vs. Atlanta (Matt Ryan - 321; 21 of 30, 1 TD, 0 INT)

Consecutive 300 Yards Passing by Individual

By BEARS – 12/18/2016 vs. GB & 12/24/2016 vs. WAS (Matt Barkley - 362 vs. GB, 323 vs. WAS)
 By Opp. – 11/23/14 vs. TB & 11/27/14 at DET (J. McCown 341 vs. TB, M. Stafford 390 at DET)

60-Plus Passing Attempts by Individual

By BEARS – 11/16/1997 vs. NY Jets (Erik Kramer - 60; 32 of 60, 354 yards, 2 TDs, 3 INT)
 By Opp. – 11/13/2011 vs. Detroit (Matthew Stafford - 63; 33 of 63, 329 yards, 1 TD, 4 INT)

50-Plus Passing Attempts by Individual

By BEARS – 11/27/2016 vs. Tennessee (Matt Barkley - 40; 24 of 40, 323 yards, 2 TDs, 5 INT)
 By Opp. – 10/20/2016 at Green Bay (Aaron Rodgers - 56; 39 of 56, 326 yards, 3 TDs, 0 INT)

40-Plus Passing Attempts by Individual

By BEARS – 9/17/2017 at Tampa Bay (Mike Glennon - 45; 31 of 45, 301 yards, 1 TD, 2 INT)
 By Opp. – 10/15/2017 at Baltimore (Joe Flacco - 41; 24 of 41, 180 yards, 0 TD, 2 INT)

30-Plus Passing Completions by Individual

By BEARS – 9/17/2017 at Tampa Bay (Mike Glennon - 31; 31 of 45, 301 yards, 1 TD, 2 INT)
 By Opp. – 10/20/2016 at Green Bay (Aaron Rodgers - 39; 39 of 56, 326 yards, 3 TDs, 0 INT)

25-Plus Passing Completions by Individual

By BEARS – 9/10/2017 vs. Atlanta (Mike Glennon - 26; 26 of 40, 213 yards, 1 TD, 0 INT)
 By Opp. – 1/1/2017 at Minnesota (Sam Bradford - 25; 25 of 33, 250 yards, 3 TDs, 1 INT)

4-Or-More Passing Touchdowns by Individual

By BEARS – 9/14/2014 at San Francisco (Jay Cutler - 4, 23 of 34, 176 yards, 4 TDs, 0 INTs)
 By Opp. – 9/28/2017 at Green Bay (Aaron Rodgers - 4; 18 of 26, 179 yards, 4 TDs, 0 INTs)

3-Or-More Passing Touchdowns by Individual

By BEARS – 11/27/2016 vs. Tennessee (Matt Barkley - 3, 28 of 54, 316 yards, 3 TDs, 2 INTs)
 By Opp. – 1/1/2017 at Minnesota (Sam Bradford - 3; 25 of 33, 250 yards, 3 TDs, 1 INT)

10-Or-More Receptions by Individual

By BEARS – 11/9/2015 at San Diego (Alshon Jeffery, 10 receptions, 151 yards, 0 TDs)
 By Opp. – 9/24/2017 vs. Pittsburgh (Antonio Brown, 10 receptions, 110 yards, 1 TD)

200-Plus Receiving Yards by Individual

By BEARS – 12/11/2013 at Minnesota (Alshon Jeffery, 245 yards, 12 receptions, 2 TDs)
 By Opp. – 12/17/2000 at San Francisco (Terrell Owens, 283 yards, 20 receptions, 1 TD)

150-Plus Receiving Yards by Individual

By BEARS – 11/9/2015 at San Diego (Alshon Jeffery, 151 yards, 10 receptions, 0 TDs)
 By Opp. – 11/9/2014 at Green Bay (Jordy Nelson, 152 yards, 6 receptions, 2 TDs)

100-Plus Receiving Yards by Individual

By BEARS – 12/24/2016 vs. Washington (Cameron Meredith, 135 yards, 9 receptions, 0 TDs)
 By Opp. – 9/24/2017 vs. Pittsburgh (Antonio Brown, 110 yards, 10 receptions, 1 TD)

**THE LAST TIME ...****Two 100-Yard Receivers**

- By BEARS - 12/18/2016 vs. Green Bay (Cameron Meredith 104 yards and Deonte Thompson 110 yards)
By Opp. - 11/23/2014 vs. Tampa Bay (Vincent Jackson 117 yards and Louis Murphy 113 yards)

Three 100-Yard Receivers

- By BEARS - Never
By Opp. - 12/26/1982 at L.A. Rams (George Farmer 183, Preston Dennard 122 & Wendell Tyler 102)

Consecutive 100 Yards Receiving by Individual

- By BEARS - 12/18/16 vs. GB & 12/24/16 vs. WAS (C. Meredith 104 vs. GB, 135 vs. WAS)
By Opp. - 12/18/16 vs. GB, 12/24/16 vs. WAS & 1/1/17 at MIN (J. Nelson 124 vs. GB; D. Jackson 114 vs. WAS; K. Rudolph 117 at MIN)

Pass Play of 80-Plus Yards

- By BEARS - 11/15/2015 at St. Louis (Jay Cutler to Jeremy Langford, 83 yards, TD)
By Opp. - 9/10/2017 vs. Atlanta (Matt Ryan to Austin Hooper, 88 yards, TD)

Pass Play of 60-Plus Yards

- By BEARS - 10/22/2017 vs. Carolina (Mitchell Trubisky to Tarik Cohen, 70 yards)
By Opp. - 12/18/2016 vs. Green Bay (Aaron Rodgers to Jordy Nelson, 60 yards)

Pass Play of 40-Plus Yards

- By BEARS - 11/13/2017 at Tampa Bay (Jay Cutler to Cameron Meredith, 50 yards, TD)
By Opp. - 9/28/2017 at Green Bay (Aaron Rodgers to Jordy Nelson, 58 yards)

Offensive Lineman Caught a Pass

- By BEARS - 12/1/2013 at Minnesota (Josh McCown to Kyle Long, -1 yard)
By Opp. - 11/16/2003 vs. St. Louis (Marc Bulger to Adam Timmerman, -7 yards)

Offensive Lineman Scored a Touchdown

- By BEARS - 12/25/2011 at Green Bay, Edwin Williams (fumble recovery in end zone)
By Opp. - 11/16/1969 at Atlanta, Mal Snider (48-yard kickoff return)

Quarterback Caught a Pass

- By Bears - 1/1/2017 at Minnesota (Matt Barkley from Cameron Meredith, 2 yards, TD)
By Opp. - 12/16/2012 vs. Green Bay (Aaron Rodgers from Rodgers, -1 yard)

Running Back Threw a Touchdown Pass

- By Bears - 10/15/2017 at Baltimore (T. Cohen to Z. Miller from, 21 yards)
By Opp. -

Wide Receiver Threw a Touchdown Pass

- By Bears - 1/1/2017 at Minnesota (Cameron Meredith to Matt Barkley, 2 yards)
By Opp. -

Punter Threw a Touchdown Pass

- By Bears - 10/8/2017 vs. Minnesota (P. O'Donnell to B. Cunningham, 38 yards)
By Opp. -

3-Plus Receiving Touchdowns by Team

- By BEARS - 11/27/2016 vs. Tennessee (3, M. Wilson - 1, D. Thompson - 1, D. Brown - 1)
By Opp. - 9/28/2017 at Green Bay (4, J. Nelson - 2, R. Cobb - 1, D. Adams - 1)

3-Plus Receiving Touchdowns by Individual

- By BEARS - 9/14/2014 at San Francisco (Brandon Marshall, 3)
By Opp. - 9/20/2015 vs. Arizona (Larry Fitzgerald, 3)

2-Plus Receiving Touchdowns by Individual

- By BEARS - 11/15/2015 at St. Louis (Zach Miller, 2)
By Opp. - 9/28/2017 at Green Bay (Jordy Nelson, 2)



THE LAST TIME ...

DEFENSE

Held Opponent Under 150 Total Net Yards

- By BEARS – 10/10/2010 at Carolina (147 total; 85 rushing & 62 passing)
By Opp. – 9/27/2015 at Seattle (146 total; 98 rushing & 48 passing)

Held Opponent Under 100 Total Net Yards

- By BEARS – 11/26/1978 vs. Tampa Bay (92 total; 99 rushing & -7 passing)
By Opp. – 12/27/1992 at Dallas (92 total; 28 rushing & 64 passing)

Held Opponent Under 50 Net Rushing Yards

- By BEARS – 10/12/2014 at Atlanta (42)
By Opp. – 12/4/2014 vs. Dallas (35)

Held Opponent Under 25 Net Rushing Yards

- By BEARS – 9/12/2010 vs. Detroit (20)
By Opp. – 9/17/2017 at Tampa Bay (20)

Held Opponent Under 100 Net Passing Yards

- By BEARS – 12/4/2016 vs. San Francisco (6)
By Opp. – 10/22/2017 vs. Carolina (85)

Held Opponent Under 50 Net Passing Yards

- By BEARS – 12/4/2016 vs. San Francisco (6)
By Opp. – 9/27/2015 at Seattle (48)

Held Opponent Under 100 Gross Passing Yards

- By BEARS – 12/4/2016 vs. San Francisco (39)
By Opp. – 9/27/2015 at Seattle (63)

Held Opponent Under 50 Gross Passing Yards

- By BEARS – 12/4/2016 vs. San Francisco (39)
By Opp. – 12/3/2006 vs. Minnesota (34)

8-Plus Takeaways by Team

- By BEARS – 9/2/1984 vs. Tampa Bay (8; 6 INTs, 2 FRs; CHI 34-14)
By Opp. – 10/11/1998 at Arizona (8; 4 INTs, 4 FRs; ARZ 20-7)

7-Plus Takeaways by Team

- By BEARS – 9/17/1995 at Tampa Bay (7; 4 INTs, 3 FRs; CHI 25-6)
By Opp. – 10/11/1998 at Arizona (8; 4 INTs, 4 FRs; ARZ 20-7)

6-Plus Takeaways by Team

- By BEARS – 11/13/2011 vs. Detroit (6; 4 INTs, 2 FRs; CHI 37-13)
By Opp. – 10/24/2010 vs. Washington (6; 4 INTs, 2 FRs; WAS 17-14)

5-Plus Interceptions by Team

- By BEARS – 10/01/2012 at Dallas (5; CHI 34-18)
By Opp. – 12/24/2016 vs. Washington (5; WAS 41-21)

4-Plus Interceptions by Team

- By BEARS – 10/01/2012 at Dallas (5; CHI 34-18)
By Opp. – 12/24/2016 vs. Washington (5; WAS 41-21)

2-Plus Interceptions by Individual

- By BEARS – 9/14/2014 at San Francisco (Kyle Fuller, 2)
By Opp. – 12/24/2016 vs. Washington (Josh Norman, 2; Bashaud Breeland, 2)

2-Plus Opponent Fumble Recoveries by Individual

- By BEARS – 12/27/2015 at Tampa Bay (John Timu, 2)
By Opp. – Unknown

Intercepted Pass Returned for a Touchdown

- By BEARS – 10/22/2017 vs. Carolina (Eddie Jackson, 76 yards)
By Opp. – 9/17/2017 at Tampa Bay (Robert McClain, 47 yards)

**THE LAST TIME ...****Opponent Fumble Returned for a Touchdown**

- By BEARS – 10/22/2017 vs. Carolina (Eddie Jackson, 75 yards)
- By Opp. – 11/1/2017 at Minnesota (Everson Griffen, 20 yards)

Defensive Lineman Scored a Touchdown

- By BEARS – 11/17/2013 vs. Baltimore (David Bass, 24-yard interception return)
- By Opp. – 11/1/2017 at Minnesota (Everson Griffen, 20-yard fumble return)

Linebacker Scored a Touchdown

- By BEARS – 10/20/2016 at Green Bay (Leonard Floyd, fumble recovered in end zone)
- By Opp. – 10/11/2015 at Kansas City (Ramik Wilson, fumble recovered in end zone)

Defensive Back Scored a Touchdown

- By BEARS – 10/15/2017 at Baltimore (Adrian Amos, 90-yard INT return)
- By Opp. – 9/17/2017 at Tampa Bay (Robert McClain, 47-yard INT return)

Safety

- By Bears – 10/9/2017 vs. Minnesota (Leonard Floyd sacks Sam Bradford in end zone)
- By Opp. – 11/13/2016 at Tampa Bay (Jay Cutler fumbled forced by R. Ayers out of bounds in end zone)

8-Plus Sacks by Team

- By BEARS – 11/20/2005 vs. Carolina (8; CHI 13-3)
- By Opp. – 10/3/2010 at N.Y. Giants (10; NYG 17-3)

7-Plus Sacks by Team

- By BEARS – 11/20/2005 vs. Carolina (8; CHI 13-3)
- By Opp. – 12/15/2014 vs. New Orleans (7; NO 31-15)

3-Plus Sacks by Individual

- By BEARS – 10/9/2016 at Indianapolis (Willie Young, 3)
- By Opp. – 12/15/2014 vs. New Orleans (David Hawthorne, 3)

2-Plus Sacks by Individual

- By BEARS – 10/9/2017 vs. Minnesota (Akiem Hicks, 2.0; Leonard Floyd, 2.0)
- By Opp. – 9/10/2017 vs. Atlanta (Brooks Reed, 2)

SPECIAL TEAMS**Blocked Extra Point**

- By BEARS – 12/6/2015 vs. San Francisco (Eddie Goldman, Phil Dawson was the kicker)
- By Opp. – 10/4/2015 vs. Oakland (Denico Autry, Robbie Gould was the kicker)

Blocked Field Goal

- By BEARS – 9/24/2017 (Sherrick McManis blocks Chris Boswell's 35-yard attempt)
- By Opp. – 12/24/2016 vs. Washington (Preston Smith blocks Connor Barth's 22-yard attempt)

Blocked Field Goal for TD

- By BEARS – 10/1/1978 vs. Oakland (Mike Spivey 71-yard return; blocked by Virgil Livers)
- By Opp. – 12/23/2012 at Arizona (Justin Bethel 82-yard return; blocked by Adrian Wilson)

Blocked Punt

- By BEARS – 11/4/2012 at Tennessee (Sherrick McManis blocked Brett Kern's punt)
- By Opp. – 12/27/2015 at Tampa Bay (Jeremiah George blocked Pat O'Donnell's punt)

Blocked Punt for TD

- By BEARS – 11/4/2012 at Tennessee (Corey Wootton 5-yard return; blocked by Sherrick McManis)
- By Opp. – 9/14/1987 vs. N.Y. Giants (Tom Flynn recovered in end zone; blocked by Eric Howard)

Fake Field Goal for TD

- By BEARS – 12/1/2002 at Green Bay (Brad Maynard 12-yard pass to Dustin Lyman)
- By Opp. – 9/13/2012 at Green Bay (Tim Masthay 27-yard pass to Tom Crabtree)



THE LAST TIME ...

Fake Punt for TD

By BEARS – 10/9/2017 vs. Minnesota (P. O'Donnell 38-yard pass to B. Cunningham)
By Opp. –

Missed Extra Point (kick not blocked)

By BEARS – 11/20/2016 at N.Y. Giants (Connor Barth, wide right)
By Opp. – 9/17/2017 at Tampa bay (Nick Folk, wide left)

Missed Field Goal Returned

By BEARS – 11/12/2006 at N.Y. Giants (Devin Hester, 108-yard TD)
By Opp. – 11/8/2009 vs. Arizona (Antrel Rolle, 59 yards)

Muff Recovered for TD

By BEARS – 10/19/2008 vs. Minnesota (Zackary Bowman, muffed punt recovered in end zone)
By Opp. – Never

Punt Returned for TD

By BEARS – 9/19/2016 vs. Philadelphia (Eddie Royal, 65 yards)
By Opp. – 10/15/2017 at Baltimore (Campanaro, 77 yards)

100 or More Punt Return Yards by Individual

By BEARS – 11/13/2011 vs. Detroit (Devin Hester, 122 yards, TD on 3 returns)
By Opp. – 10/15/2017 at Baltimore (Campanaro, 132 yards, 77-yard TD return)

Kickoff Returned for TD

By BEARS – 11/9/2014 at Green Bay (Chris Williams, 101 yards)
By Opp. – 10/15/2017 at Baltimore (B. Rainey, 96 yards)

150 or More Kickoff Return Yards by Individual

By BEARS – 12/20/2015 at Minnesota (Deonte Thompson, 153 yards on 5 returns)
By Opp. – 10/15/2017 at Baltimore (B. Rainey, 191 yards on 5 returns)

Recovered Own Onside Kick

By BEARS – 11/27/2016 vs. Tennessee (Adrian Amos recovered Connor Barth kick)
By Opp. – 12/4/2013 at Green Bay (Jamari Lattimore recovered Mason Crosby kick)

5 Field Goals Made

By BEARS – 10/20/1968 at Philadelphia (Mac Percival, 5 for 5)
By Opp. – 10/9/2016 at Indianapolis (Adam Vinatieri, 5 for 5)

4 Field Goals Made

By BEARS – 12/27/2015 at Tampa Bay (Robbie Gould, 4 of 4)
By Opp. – 9/27/2015 at Seattle (Steven Hauschka, 4 for 4)

3 Field Goals Made

By BEARS – 10/16/2016 vs. Jacksonville (Connor Barth, 3 for 3)
By Opp. – 10/15/2017 at Baltimore (J. Tucker 3 for 3)

FG Made of 50-or-More Yards

By BEARS – 9/10/2017 vs. Atlanta (Connor Barth, 54 yards)
By Opp. – 10/15/2017 at Baltimore (J. Tucker 50 yards)



BEARS OFF THE FIELD

ACHO HOSTS CELEBRITY WAITER NIGHT



Chicago Bears outside linebacker, Sam Acho, and teammates hosted their second annual "Celebrity Waiter Night" on September 11 at the recently-opened River North steak hotspot by the Mastro family, Steak 48. Proceeds benefited Living Hope Christian Ministries, established in 1989, whose mission is to bring healing medicines and medical treatment to the people in Nigeria.

HICKS GIVING BACK TO CHICAGO STUDENTS



Defensive end Akiem Hicks had an excellent first season with the Bears last year. But the impact he's making in Chicago extends well beyond the playing field. Hicks, who recently signed a four-year extension with the Bears, donated over 220 backpacks to children at Perkins Bass Elementary on Sept. 5. The sixth-year veteran also announced this past offseason he will begin helping to provide three Chicago Public School seniors with four-year college scholarships through a partnership with Give Something Back, a national organization devoted to helping lower-income students attend college.

STALEY, AZUMAH BRING "BEAR HUGS TO ABILITY LAB



Members from the Chicago Bears, including Chairman George McCaskey, Staley Da Bear and former player Jerry Azumah recently spent time with pediatric patients at Ability Lab on Aug. 29. Located in downtown Chicago, Ability Lab is one of the top rehabilitation centers in the country. Staley and company were able to meet with patients, distribute "Bear Hugs", and hand out stuffed animals. The Bears and Bears Care Board of Directors also presented a generous donation to support Ability Lab's Caring for Kids Program.

GLENNON SUPPORTS CTK FOOTBALL PROGRAM



Chicago's Christ the King Gladiator football team welcomed surprise visitors, the Chicago Bears and Mike Glennon, to a team practice this past summer at Christ the King Jesuit Prep's West Side campus. Not only did Glennon throw a few passes and share words of encouragement with the team, he also generously donated new Nike cleats to all of the players -- a critical need in fielding a new team. While at CTK, Mike and the Bears extended an invitation for players and coaches to be their guests at Bears Training Camp. During the trip to Bourbonnais, the team got a chance to see up close how the pros prepare for an NFL season.

BEARS COMMISSION ARTWORK AROUND CHICAGO



The Chicago Bears are coming out of hibernation for the start of football season, and fans can find them not just on TV and Soldier Field, but on walls across Chicago. The Bears are having a handful of wall murals done to open the season, executed by local street artists. Sick Fisher (#SickFisher) is doing one on the side of the Wild Hare, 2610 N. Halsted St. Fisher called it "my version of kind of a Chicago Bears brunch" as he was putting the finishing touches on it following a week's work on the project.

LONG "FILLS IN" AT PHILLIPS ACADEMY



As part of Campbell's Chunky Soup's "We'll Fill In, While You Fill Up" campaign, Kyle Long surprised Phillips Academy High School's coach Troy McAllister by "filling in" for his duties at practice and giving him a break to "fill up" with a bowl of Chunky MAXX soup on the sidelines.



BEARS OFF THE FIELD

AMOS, FULLER, COOPER VISIT LOCAL HIGH SCHOOLS



Adrian Amos visited Amundsen High School last Tuesday to speak with Working on Womanhood students about the importance of goal setting as part of the Bears School Outreach program. Kyle Fuller also visited Becoming a Man students at Michele Clark Magnet High School about self-determination and overcoming obstacles. Marcus Cooper met with BAM students at North-Grand High School to speak about integrity and taking advantage of second chances.

CRUCIAL CATCH GAME



The Bears hosted cancer survivors during the Monday Night Crucial Catch game and selected two cancer survivors to be the honorary captains: Jill Feldman, who is a lung cancer survivor, and Sergeant Melinda Linas, who is a breast cancer survivor and 18-year veteran of Chicago Police Department.

BEARS SCHOOL OUTREACH



The Chicago Bears kicked off the 2017 Bears School Outreach program on Sept. 19, when kicker Connor Barth and punter Pat O'Donnell visited Jordan Community School. Through a partnership with Youth Guidance, Chicago Bears players will make weekly visits to Chicago Public Schools during the season to speak to, motivate and interact with students who are part of the Becoming a Man (B.A.M.) and Working on Womanhood (W.O.W.) programs.

SYMETRA HEROES IN THE CLASSROOM



Tarik Cohen surprised teacher Trey Thompson and his students at the Academy for Global Citizenship with a \$2,000 check. During the 2017 Bears season, 16 exceptional K-12 teachers will be honored. As part of the award, the Heroes will win two tickets to a Bears home game, be recognized at Soldier Field and receive a \$2,000 donation for their classroom. Hero selection is based on a teacher's ability to balance the core curriculum with students' individual needs, build trust among students, parents and the community and invest in their students' long-term success.

REAL BEARS FANS WEAR PINK CAMPAIGN



Players and coaches are supporting the organization's 2017 Real Bears Fans Wear Pink campaign, which helps raise awareness and money for organizations providing care, assistance and support services to Chicagoland breast cancer patients and their families. On Sunday, the Bears will join with Advocate Health Care, the team's Official Health Care Partner, to celebrate survivorship. Breast cancer survivors and fighters will form a human ribbon on the field pregame. Bears flag runners will carry pink flags and wear the Real Bears Fans Wear Pink shirts as they lead the team onto the field. Approximately 40,000 Bears/Advocate Health Care branded pink rally towels will be distributed to fans and ZTA will be passing out pink ribbons. Fans can purchase shirts online at ChicagoBears.com/pink.



LAST TIME OUT - FINAL GAME BOOK

National Football League Game Summary

NFL Copyright © 2017 by The National Football League. All rights reserved. This summary and play-by-play is for the express purpose of assisting media in their coverage of the game; any other use of this material is prohibited without the written permission of the National Football League. Updated: 10/23/2017

Date: Sunday, 10/22/2017 Carolina Panthers at Chicago Bears Start Time: 12:02 PM CDT at Soldier Field, Chicago, IL

Game Day Weather

Game Weather: Cloudy with periods of rain, thunder possible. Winds shifting to WNW, 10-20 mph. Temp: 70° F (21.1° C) Humidity: 71%, Wind: S 15 mph Played Outdoor on Turf: Grass

Officials

Referee: Anderson, Walt (66) Umpire: Paganelli, Carl (124) Down Judge: Phillips, Jerod (6) Line Judge: Boston, Byron (18) Field Judge: Jenkins, John (117) Side Judge: Hayes, Laird (125) Back Judge: Wilson, Gregory (119) Replay Official: Smith, Billy (0)

Lineups

Carolina Panthers

Table with columns: Offense, Defense. Rows: WR 13 K.Benjamin, LT 75 M.Kaill, LG 68 A.Norwell, C 67 R.Kaill, RT 70 T.Turner, RG 60 D.Williams, TE 84 E.Dickson, WR 17 D.Funchess, QB 1 C.Newton, RB 10 C.Samuel, RB 22 C.McCaffrey, DE 95 Ch.Johnson, DT 98 S.Lotulelei, DT 99 K.Short, DE 97 M.Addison, SLB 54 S.Thompson, MLB 55 D.Mayo, WLB 58 T.Davis, LCB 24 J.Bradberry, RCB 26 D.Worley, SS 29 M.Adams, FS 42 C.Jones

Chicago Bears

Table with columns: Offense, Defense. Rows: TE 88 D.Sims, WR 19 T.Gentry, RT 70 B.Massie, RG 75 K.Long, C 65 C.Whitehair, LG 71 J.Sitton, LT 72 C.Leno, TE 86 Z.Miller, QB 10 M.Trubisky, RB 24 Jo.Howard, WR 18 T.McBride, DE 96 A.Hicks, NT 91 E.Goldman, OLB 92 P.McPhee, ILB 52 C.Jones, ILB 59 D.Trevathan, OLB 94 L.Floyd, CB 20 P.Amukamara, S 38 A.Amos, S 39 E.Jackson, CB 23 K.Fuller, DE 37 B.Callahan

Substitutions

P 5 M.Palardy, K 9 G.Gano, WR 19 R.Shepard, CB 23 L.Gunter, CB 27 K.Seymour, RB 28 J.Stewart, S 31 J.Byrd, RB 34 C.Artis-Payne, FB 40 A.Armah, CB 41 C.Munnieryn, LS 44 J.Jansen, LB 52 J.Norris, LB 53 B.Jacobs, LB 57 A.Gachkar, T 65 A.Silatolu, C 69 T.Larsen, T 72 T.Moton, TE 82 C.Manhertz, DE 90 J.Peppers, DE 91 B.Cox, DT 92 V.Butler, DT 93 K.Love, DE 96 W.Horton

Substitutions

K 4 C.Barth, WR 13 K.Wright, WR 15 J.Bellamy, P 16 P.O'Donnell, DB 22 C.LeBlanc, DB 26 D.Bush, RB 29 T.Cohen, DB 31 M.Cooper, RB 33 T.Mizzell, DB 36 D.Houston-Carson, FB 46 M.Burton, OLB 47 I.Irving, LS 49 A.DePaola, LB 58 J.Anderson, OL 76 T.Compton, OL 79 B.Sowell, TE 85 D.Brown, TE 87 A.Shaheen, DL 90 J.Bullard, LB 93 S.Acho, DL 95 R.Robertson-Harris, DL 98 M.Unrein

Did Not Play

QB 3 D.Anderson

Did Not Play

QB 8 M.Glennon, LB 44 N.Kwiatkoski

Not Active

QB 4 G.Gilbert, S 20 K.Coleman, S 36 D.Cox, RB 43 F.Whittaker, LB 59 L.Kuechly, G 73 G.Van Roten, T 74 J.Theus

Not Active

QB 6 M.Sanchez, WR 12 M.Wheaton, DB 27 S.McManis, RB 30 B.Cunningham, LB 53 J.Timu, OL 55 H.Grasu, DL 73 J.Jenkins

Field Goals (made) & missed)

Table with columns: G.Gano (36), C.Barth, 52B (19), 1, 2, 3, 4, OT, Total. Rows: VISITOR: Carolina Panthers, HOME: Chicago Bears

Scoring Plays

Table with columns: Team, Qtr, Time, Play Description (Extra Point) (Drive Info), Visitor, Home. Rows: Bears 1 8:59 E.Jackson 75 yd. fumble return (C.Barth kick), Bears 2 12:28 E.Jackson 76 yd. interception return (C.Barth kick), Panthers 2 3:18 G.Gano 36 yd. Field Goal (16-56, 9:10), Bears 2 1:10 C.Barth 19 yd. Field Goal (5-74, 2:08)

Paid Attendance: 61,256

Time: 2:45



LAST TIME OUT • FINAL GAME BOOK

Final Individual Statistics

Carolina Panthers										Chicago Bears									
RUSHING										RUSHING									
	ATT	YDS	AVG	LG	TD		ATT	YDS	AVG	LG	TD								
C.Newton	9	50	5.6	14	0	Jo.Howard	21	65	3.1	11	0								
J.Stewart	14	48	3.4	13	0	M.Trubisky	5	3	0.6	7	0								
C.McCaffrey	7	10	1.4	4	0														
Total	30	108	3.6	14	0	Total	26	68	2.6	11	0								
PASSING										PASSING									
	ATT	CMP	YDS	SK/YD	TD	LG	IN	RT		ATT	CMP	YDS	SK/YD	TD	LG	IN	RT		
C.Newton	34	21	211	5/26	0	37	2	54.9	M.Trubisky	7	4	107	4/22	0	70	0	101.8		
Total	34	21	211	5/26	0	37	2	54.9	Total	7	4	107	4/22	0	70	0	101.8		
PASS RECEIVING										PASS RECEIVING									
	TAR	REC	YDS	AVG	LG	TD		TAR	REC	YDS	AVG	LG	TD						
C.McCaffrey	9	7	36	5.1	20	0	Z.Miller	3	2	29	14.5	24	0						
D.Funchess	8	4	41	10.3	20	0	T.Cohen	3	1	70	70.0	70	0						
K.Benjamin	6	3	65	21.7	37	0	T.Gentry	1	1	8	8.0	8	0						
E.Dickson	5	3	18	6.0	11	0													
R.Shepard	3	2	20	10.0	18	0													
C.Samuel	1	1	20	20.0	20	0													
C.Manhertz	2	1	11	11.0	11	0													
Total	34	21	211	10.0	37	0	Total	7	4	107	26.8	70	0						
INTERCEPTIONS										INTERCEPTIONS									
	NO	YDS	AVG	LG	TD		NO	YDS	AVG	LG	TD								
Total	0	0	0	0	0	E.Jackson	1	76	76.0	76	1								
						D.Trevathan	1	8	8.0	8	0								
						Total	2	84	42.0	76	1								
PUNTING										PUNTING									
	NO	YDS	AVG	NET	TB	IN20	LG		NO	YDS	AVG	NET	TB	IN20	LG				
M.Palardy	5	263	52.6	46.2	1	1	59	P.O'Donnell	6	296	49.3	46.5	0	1	66				
Total	5	263	52.6	46.2	1	1	59	Total	6	296	49.3	46.5	0	1	66				
PUNT RETURNS										PUNT RETURNS									
	NO	YDS	AVG	FC	LG	TD		NO	YDS	AVG	FC	LG	TD						
C.McCaffrey	3	17	5.7	2	10	0	T.Cohen	2	12	6.0	1	6	0						
[DOWNED]	1	0	0.0	0	0	0	[DOWNED]	1	0	0.0	0	0	0						
							[TOUCHBACK]	1	0	0.0	0	0	0						
Total	3	17	5.7	2	10	0	Total	2	12	6.0	1	6	0						
KICKOFF RETURNS										KICKOFF RETURNS									
	NO	YDS	AVG	FC	LG	TD		NO	YDS	AVG	FC	LG	TD						
C.Samuel	2	43	21.5	0	25	0	[TOUCHBACK]	2	0	0.0	0	0	0						
[TOUCHBACK]	2	0	0.0	0	0	0													
Total	2	43	21.5	0	25	0	Total	0	0	0.0	0	0	0						

Carolina Panthers

FUMBLES										
	FUM	LOST	OWN-REC	YDS	TD	FORCED	OPP-REC	YDS	TD	OUT-BDS
C.Newton	1	1		0	-1	0	0	0	0	0
Total	1	1		0	-1	0	0	0	0	0

Chicago Bears

FUMBLES										
	FUM	LOST	OWN-REC	YDS	TD	FORCED	OPP-REC	YDS	TD	OUT-BDS
E.Jackson	0	0		0	0	0	0	1	75	1
Total	0	0		0	0	0	0	1	75	1



LAST TIME OUT - FINAL GAME BOOK

Final Team Statistics

	Visitor Panthers	Home Bears
TOTAL FIRST DOWNS	20	5
By Rushing	7	3
By Passing	12	2
By Penalty	1	0
THIRD DOWN EFFICIENCY	6-15-40%	2-11-18%
FOURTH DOWN EFFICIENCY	0-1-0%	0-0-0%
TOTAL NET YARDS	293	153
Total Offensive Plays (inc. times thrown passing)	69	37
Average gain per offensive play	4.2	4.1
NET YARDS RUSHING	108	68
Total Rushing Plays	30	26
Average gain per rushing play	3.6	2.6
Tackles for a loss-number and yards	2-3	3-11
NET YARDS PASSING	185	85
Times thrown - yards lost attempting to pass	5-26	4-22
Gross yards passing	211	107
PASS ATTEMPTS-COMPLETIONS-HAD INTERCEPTED	34-21-2	7-4-0
Avg gain per pass play (inc.# thrown passing)	4.7	7.7
KICKOFFS Number-In End Zone-Touchbacks	2-2-2	4-3-2
PUNTS Number and Average	5-52.6	6-49.3
Had Blocked	0	0
FGs - PATs Had Blocked	0-0	1-0
Net Punting Average	46.2	46.5
TOTAL RETURN YARDAGE (Not Including Kickoffs)	17	96
No. and Yards Punt Returns	3-17	2-12
No. and Yards Kickoff Returns	2-43	0-0
No. and Yards Interception Returns	0-0	2-84
PENALTIES Number and Yards	4-35	5-40
FUMBLES Number and Lost	1-1	0-0
TOUCHDOWNS	0	2
Rushing	0	0
Passing	0	0
Interceptions	0	1
Fumbles	0	1
EXTRA POINTS Made-Attempts	0-0	2-2
Kicking Made-Attempts	0-0	2-2
FIELD GOALS Made-Attempts	1-1	1-2
RED ZONE EFFICIENCY	0-2-0%	0-1-0%
GOAL TO GO EFFICIENCY	0-0-0%	0-1-0%
SAFETIES	0	0
FINAL SCORE	3	17
TIME OF POSSESSION	38:35	21:25



LAST TIME OUT • FINAL GAME BOOK

Ball Possession And Drive Chart

Carolina Panthers

#	Time Recd	Time Lost	Time Poss	How Ball Obtained	Drive Began	# Play	Yds Gain	Yds Pen	Net Yds	1st Down	Last Scrm	How Given Up
1	15:00	8:59	6:01	Kickoff	CAR 25	9	50	0	50	4	CHI 24	Fumble
2	8:59	7:46	1:13	Kickoff	CAR 25	3	-6	0	-6	0	CAR 19	Punt
3	6:08	3:48	2:20	Punt	CAR 21	3	-6	0	-6	0	CAR 15	Punt
4	14:55	12:28	2:27	Missed FG	CAR 42	6	25	0	25	2	CHI 33	Interception
5	12:28	3:18	9:10	Kickoff	CAR 26	16	56	0	56	5	* CHI 18	Field Goal
6	1:10	0:00	1:10	Kickoff	CAR 17	5	68	-5	63	3	* CHI 15	End of Half
7	13:38	6:48	6:50	Punt	CAR 24	11	52	0	52	3	CHI 25	Downs
8	4:58	13:21	6:37	Punt	CAR 20	8	47	-5	42	3	CHI 38	Punt
9	11:17	9:42	1:35	Punt	CAR 24	3	8	0	8	0	CAR 32	Punt
10	7:26	7:07	0:19	Punt	CAR 36	3	0	0	0	0	CAR 36	Interception
11	4:29	3:36	0:53	Punt	CAR 11	3	-2	0	-2	0	CAR 9	Punt

(271) Average CAR 25

Chicago Bears

#	Time Recd	Time Lost	Time Poss	How Ball Obtained	Drive Began	# Play	Yds Gain	Yds Pen	Net Yds	1st Down	Last Scrm	How Given Up
1	7:46	6:08	1:38	Punt	CHI 29	3	7	0	7	0	CHI 36	Punt
2	3:48	14:55	3:53	Punt	CHI 32	9	34	0	34	2	CAR 34	Missed FG
3	3:18	1:10	2:08	Kickoff	CHI 25	5	74	0	74	1	* CAR 1	Field Goal
4	15:00	13:38	1:22	Kickoff	CHI 25	3	1	0	1	0	CHI 26	Punt
5	6:48	4:58	1:50	Downs	CHI 24	3	5	0	5	0	CHI 29	Punt
6	13:21	11:17	2:04	Punt	CHI 10	3	0	0	0	0	CHI 10	Punt
7	9:42	7:26	2:16	Punt	CHI 15	3	5	0	5	0	CHI 20	Punt
8	7:07	4:29	2:38	Interception	CAR 38	3	7	-15	-8	0	CAR 46	Punt
9	3:36	0:00	3:36	Punt	CHI 36	7	20	0	20	2	CAR 43	End of Game

(258) Average CHI 29

* inside opponent's 20

Time of Possession by Quarter

Visitor	Home	1st	2nd	3rd	4th	OT	Total
Carolina Panthers	Chicago Bears	9:34	12:47	11:48	4:26		38:35
		5:26	2:13	3:12	10:34		21:25

Kickoff Drive No.-Start Average

Panthers: 4 - CAR 23

Bears: 2 - CHI 25



LAST TIME OUT - FINAL GAME BOOK

Final Defensive Statistics

Carolina Panthers	Regular Defensive Plays											Special Teams					Misc				
	TKL	AST	COMB	SK	/ YDS	TFL	Q	IN	PD	FF	FR	TKL	AST	FF	FR	BL	TKL	AST	FF	FR	
S.Thompson	4	2	6	0	0	1	0	0	0	0	0	0	0	0	0	0	0	0	0	0	0
M.Addison	3	1	4	1	3	1	1	0	0	0	0	0	0	0	0	0	0	0	0	0	0
D.Mayo	3	0	3	0	0	0	0	0	0	0	0	1	0	0	0	0	0	0	0	0	0
K.Short	2	1	3	1	4	1	1	0	0	0	0	0	0	0	1	0	0	0	0	0	0
C.Jones	2	1	3	0	0	0	0	0	0	0	0	1	0	0	0	0	0	0	0	0	0
M.Adams	2	1	3	0	0	0	0	0	0	0	0	0	0	0	0	0	0	0	0	0	0
J.Bradberry	2	1	3	0	0	0	0	0	0	0	0	0	0	0	0	0	0	0	0	0	0
J.Peppers	2	0	2	0	0	1	0	0	0	0	0	0	0	0	0	0	0	0	0	0	0
B.Cox	2	0	2	0	0	1	0	0	0	0	0	0	0	0	0	0	0	0	0	0	0
C.Munnerlyn	1	0	1	1	9	1	1	0	0	0	0	0	0	0	0	0	0	0	0	0	0
K.Love	1	0	1	1	6	1	1	0	0	0	0	0	0	0	0	0	0	0	0	0	0
S.Lotulelei	1	0	1	0	0	0	0	0	0	0	0	0	0	0	0	0	0	0	0	0	0
K.Seymour	1	0	1	0	0	0	0	0	0	0	0	0	0	0	0	0	0	0	0	0	0
T.Davis	1	0	1	0	0	0	0	0	0	0	0	0	0	0	0	0	0	0	0	0	0
D.Worley	0	1	1	0	0	0	0	0	0	0	0	0	0	0	0	0	0	0	0	0	0
C.McCaffrey	0	0	0	0	0	0	0	0	0	0	0	0	0	0	0	0	1	0	0	0	0
Total	27	8	35	4	22	7	4	0	0	0	0	2	0	0	0	1	1	0	0	0	0

TKL = Tackle AST = Assist COMB = Combined QH=QB Hit IN = Interception PD = Pass Defense FF = Forced Fumble FR = Fumble Recovery

Chicago Bears	Regular Defensive Plays											Special Teams					Misc				
	TKL	AST	COMB	SK	/ YDS	TFL	QH	IN	PD	FF	FR	TKL	AST	FF	FR	BL	TKL	AST	FF	FR	
C.Jones	9	2	11	0	0	1	0	0	0	0	0	0	0	0	0	0	0	0	0	0	0
A.Amos	6	0	6	0	0	1	0	0	1	0	0	0	0	0	0	0	0	0	0	0	0
E.Goldman	5	1	6	0.5	0.5	0	1	0	0	0	0	0	0	0	0	0	0	0	0	0	0
A.Hicks	4	1	5	1	6	2	1	0	0	0	0	0	0	0	0	0	0	0	0	0	0
K.Fuller	4	1	5	0	0	0	0	0	1	0	0	0	0	0	0	0	0	0	0	0	0
E.Jackson	4	0	4	0	0	0	0	1	1	0	1	0	0	0	0	0	0	0	0	0	0
P.Amukamara	4	0	4	0	0	0	0	1	0	0	0	0	0	0	0	0	0	0	0	0	0
D.Trevathan	3	1	4	1	7	1	2	1	2	0	0	0	0	0	0	0	0	0	0	0	0
L.Floyd	3	1	4	1	6	1	2	0	0	0	0	0	0	0	0	0	0	0	0	0	0
M.Unrein	2	1	3	0.5	0.5	0	1	0	0	0	0	0	0	0	0	0	0	0	0	0	0
S.Acho	2	1	3	0	0	0	1	0	0	0	0	0	0	0	0	0	0	0	0	0	0
B.Callahan	2	0	2	0	0	0	0	0	0	0	0	0	0	0	0	0	0	0	0	0	0
J.Bullard	1	1	2	0	0	0	0	0	0	0	0	0	0	0	0	0	0	0	0	0	0
P.McPhee	1	0	1	1	6	1	3	0	0	0	0	0	0	0	0	0	0	0	0	0	0
D.Houston-Carson	0	0	0	0	0	0	0	0	0	0	0	3	0	0	0	0	0	0	0	0	0
J.Anderson	0	0	0	0	0	0	0	0	0	0	0	2	0	0	0	0	0	0	0	0	0
Total	50	10	60	5	26	7	11	2	6	0	1	5	0	0	0	0	0	0	0	0	0



LAST TIME OUT • FINAL GAME BOOK

First Half Summary

		PERIOD SCORES		TIME OF POSSESSION	
Panthers		0	3 = 3	Panthers	22:21
Bears		7	10 = 17	Bears	7:39

Scoring Plays						
Team	Qtr	Time	Play Description (Extra Point) (Drive Info)	Visitor	Home	
Bears	1	8:59	E.Jackson 75 yd. fumble return (C.Barth kick)	0	7	
Bears	2	12:28	E.Jackson 76 yd. interception return (C.Barth kick)	0	14	
Panthers	2	3:18	G.Gano 36 yd. Field Goal (16-56, 9:10)	3	14	
Bears	2	1:10	C.Barth 19 yd. Field Goal (5-74, 2:08)	3	17	

	Carolina Panthers	Chicago Bears
TOTAL FIRST DOWNS	14	3
First Downs Rushing-Passing-by Penalty	5 - 9 - 0	1 - 2 - 0
THIRD DOWN EFFICIENCY	5-9-56%	1-4-25%
TOTAL NET YARDS	188	115
Total Offensive Plays	41	15
NET YARDS RUSHING	67	30
NET YARDS PASSING	121	85
Gross Yards Passing	141	94
Times thrown-yards lost attempting to pass	4-20	1-9
Pass Attempts-Completions-Had Intercepted	18 - 11 - 1	4 - 2 - 0
Punts-Number and Average	2 - 58.5	1 - 43
Penalties-Number and Yards	1 - 5	0 - 0
Fumbles-Number and Lost	1 - 1	0 - 0
Red Zone Efficiency	0-2-0%	0-1-0%
Average Drive Start	CAR 26	CHI 29

Carolina Panthers							Chicago Bears										
RUSHING	ATT	YDS	AVG	LG	TD		RUSHING	ATT	YDS	AVG	LG	TD					
J.Stewart	12	40	3.3	13	0	Jo.Howard	9	29	3.2	9	0						
C.Newton	4	20	5.0	14	0	M.Trubisky	1	1	1.0	1	0						
C.McCaffrey	3	7	2.3	4	0												
Total	19	67	3.5	14	0	Total	10	30	3.0	9	0						
PASSING	ATT	CMP	YDS	SK/YD	TD	LG	IN	RT	PASSING	ATT	CMP	YDS	SK/YD	TD	LG	IN	RT
C.Newton	18	11	141	4/20	0	37	1	62.5	M.Trubisky	4	2	94	1/9	0	70	0	95.8
Total	18	11	141	4/20	0	37	1	62.5	Total	4	2	94	1/9	0	70	0	95.8
PASS RECEIVING	TAR	REC	YDS	AVG	LG	TD			PASS RECEIVING	TAR	REC	YDS	AVG	LG	TD		
K.Benjamin	5	3	65	21.7	37	0	T.Cohen		3	1	70	70.0	70	0			
D.Funchess	7	3	35	11.7	20	0	Z.Miller		1	1	24	24.0	24	0			
C.McCaffrey	2	2	16	8.0	8	0											
E.Dickson	3	2	14	7.0	11	0											
C.Manhertz	1	1	11	11.0	11	0											
Total	18	11	141	12.8	37	0	Total		4	2	94	47.0	70	0			

Carolina Panthers			Regular Defensive Plays											Special Teams				Misc					
TKL	AST	COMB	SK	/	YDS	TFL	Q	IN	PD	FF	FR	FR	TKL	AST	FF	FR	BL	TKL	AST	FF	FR		
M.Addison	2	1	3	0	0	0	0	0	0	0	0	0	0	0	0	0	0	0	0	0	0	0	0
J.Peppers	2	0	2	0	0	1	0	0	0	0	0	0	0	0	0	0	0	0	0	0	0	0	0
S.Thompson	1	1	2	0	0	0	0	0	0	0	0	0	0	0	0	0	0	0	0	0	0	0	0
M.Adams	1	0	1	0	0	0	0	0	0	0	0	0	0	0	0	0	0	0	0	0	0	0	0
Total	6	2	8	0	0	1	0	0	0	0	0	0	0	0	0	0	0	0	0	0	0	0	0

Chicago Bears			Regular Defensive Plays											Special Teams				Misc					
TKL	AST	COMB	SK	/	YDS	TFL	QH	IN	PD	FF	FR	FR	TKL	AST	FF	FR	BL	TKL	AST	FF	FR		
C.Jones	6	1	7	0	0	0	0	0	0	0	0	0	0	0	0	0	0	0	0	0	0	0	0
E.Goldman	4	1	5	0.5	0.5	0	1	0	0	0	0	0	0	0	0	0	0	0	0	0	0	0	0
K.Fuller	4	0	4	0	0	0	0	0	1	0	0	0	0	0	0	0	0	0	0	0	0	0	0
A.Hicks	3	1	4	1	6	1	1	0	0	0	0	0	0	0	0	0	0	0	0	0	0	0	0
Total	17	3	20	1.5	6.5	1	2	0	1	0	0	0	0	0	0	0	0	0	0	0	0	0	0



LAST TIME OUT • FINAL GAME BOOK

Play By Play

First Quarter

10/22/2017

CHI wins the coin toss and elects to defer. CAR elects to Receive, and CHI elects to defend the north goal.

C.Barth kicks 65 yards from CHI 35 to end zone, Touchback.

Carolina Panthers at 15:00

- 1-10-CAR 25 (15:00) (Shotgun) C.McCaffrey left guard to CAR 27 for 2 yards (A.Hicks).
- 2-8-CAR 27 (14:22) (Shotgun) C.Newton sacked at CAR 20 for -7 yards (D.Trevathan).
- 3-15-CAR 20 (13:35) (Shotgun) C.Newton pass deep middle to K.Benjamin to CAR 37 for 17 yards (P.Amukamara). P1
- 1-10-CAR 37 (12:52) C.McCaffrey left guard to CAR 38 for 1 yard (C.Jones).
- 2-9-CAR 38 (12:09) (Shotgun) C.Newton pass short right to K.Benjamin to CAR 49 for 11 yards (C.Jones). P2
- 1-10-CAR 49 (11:37) J.Stewart left tackle to CHI 49 for 2 yards (J.Bullard; S.Acho).
- 2-8-CHI 49 (10:49) (Shotgun) C.Newton scrambles left guard to CHI 35 for 14 yards (E.Jackson). R3
- 1-10-CHI 35 (9:59) C.Newton pass short left to C.Manhertz to CHI 24 for 11 yards (E.Jackson) [S.Acho]. P4
- 1-10-CHI 24 (9:15) (Shotgun) C.Newton FUMBLES (Aborted) at CHI 27, RECOVERED by CHI-E.Jackson at CHI 25. E.Jackson for 75 yards, TOUCHDOWN.

Chicago Bears at 8:59

C.Barth extra point is GOOD, Center-A.DePaola, Holder-P.O'Donnell.

Timeout at 08:59.

CAR 0 CHI 7, 0 plays, 75 yards, 0:00 drive, 6:01 elapsed

C.Barth kicks 65 yards from CHI 35 to end zone, Touchback.

Carolina Panthers at 8:59

- 1-10-CAR 25 (8:59) C.Newton sacked at CAR 19 for -6 yards (L.Floyd).
Timeout #1 by CAR at 08:10.
- 2-16-CAR 19 (8:10) (Shotgun) C.Newton pass incomplete deep right to D.Funchess.
- 3-16-CAR 19 (8:05) (Shotgun) C.Newton pass incomplete short right to D.Funchess (K.Fuller).
- 4-16-CAR 19 (7:58) (Punt formation) M.Palardy punts 58 yards to CHI 23, Center-J.Jansen. T.Cohen to CHI 29 for 6 yards (C.Jones).

Timeout at 07:46.

Chicago Bears at 7:46

- 1-10-CHI 29 (7:46) Jo.Howard left tackle to CHI 31 for 2 yards (M.Addison).
- 2-8-CHI 31 (7:09) Jo.Howard right end to CHI 36 for 5 yards (M.Adams).
- 3-3-CHI 36 (6:22) (Shotgun) M.Trubisky pass incomplete deep left to T.Cohen.
- 4-3-CHI 36 (6:14) (Punt formation) P.O'Donnell punts 43 yards to CAR 21, Center-A.DePaola, fair catch by C.McCaffrey.

Timeout at 06:08.

Carolina Panthers at 6:08

- 1-10-CAR 21 (6:08) J.Stewart right tackle to CAR 20 for -1 yards (L.Floyd; C.Jones).
- 2-11-CAR 20 (5:26) J.Stewart right guard to CAR 21 for 1 yard (A.Hicks).
- 3-10-CAR 21 (4:40) (Shotgun) C.Newton sacked at CAR 15 for -6 yards (A.Hicks).
- 4-16-CAR 15 (4:01) (Punt formation) M.Palardy punts 59 yards to CHI 26, Center-J.Jansen. T.Cohen to CHI 32 for 6 yards (D.Mayo).

Timeout at 03:48.

Chicago Bears at 3:48

- 1-10-CHI 32 (3:48) (Shotgun) M.Trubisky pass incomplete short left to T.Cohen.
- 2-10-CHI 32 (3:44) Jo.Howard left end to CHI 33 for 1 yard (S.Thompson).
- 3-9-CHI 33 (3:24) (Shotgun) M.Trubisky pass deep middle to Z.Miller to CAR 43 for 24 yards (S.Thompson; D.Worley). P1
- 1-10-CAR 43 (2:45) Jo.Howard right guard to CAR 37 for 6 yards (M.Addison).
- 2-4-CAR 37 (2:09) Jo.Howard right tackle to CAR 28 for 9 yards (J.Bradberry).
- 1-10-CAR 28 (1:28) Jo.Howard left end to CAR 25 for 3 yards (M.Addison; K.Short). R2
- 2-7-CAR 25 (4:48) Jo.Howard left tackle to CAR 25 for no gain (S.Lotulelei).
- 3-7-CAR 25 (0:04) (Shotgun) M.Trubisky sacked at CAR 34 for -9 yards (C.Munnerlyn).

END OF QUARTER

	Score	Time Poss	First Downs				Efficiencies	
			R	P	X	T	3 Down	4 Down
Carolina Panthers	0	9:34	1	3	0	4	1/3	0/0
Chicago Bears	7	5:26	1	1	0	2	1/3	0/0



LAST TIME OUT • FINAL GAME BOOK

Play By Play

Second Quarter

10/22/2017

Chicago Bears continued.

4-16-CAR 34 (15:00) (Field Goal formation) C.Barth 52 yard field goal is BLOCKED (K.Short), Center-A.DePaola, Holder-P.O'Donnell.

Carolina Panthers at 14:55

- 1-10-CAR 42 (14:55) (Shotgun) C.Newton pass short right to C.McCaffrey to 50 for 8 yards (M.Unrein).
- 2-2-50 (14:15) C.McCaffrey right guard to CHI 46 for 4 yards (A.Hicks; D.Trevathan). R5
- 1-10-CHI 46 (13:44) (No Huddle) J.Stewart right guard to CHI 33 for 13 yards (S.Acho). R6
- 1-10-CHI 33 (13:26) (No Huddle) J.Stewart right guard to CHI 33 for no gain (E.Goldman).
- 2-10-CHI 33 (12:47) (Shotgun) C.Newton pass incomplete short right to K.Benjamin.
- 3-10-CHI 33 (12:42) (Shotgun) C.Newton pass short left intended for K.Benjamin INTERCEPTED by E.Jackson (P.Amukamara) at CHI 24. E.Jackson for 76 yards, TOUCHDOWN.

Chicago Bears at 12:28

C.Barth extra point is GOOD, Center-A.DePaola, Holder-P.O'Donnell.

Timeout at 12:28.

CAR 0 CHI 14, 0 plays, 76 yards, 0:00 drive, 2:32 elapsed

C.Barth kicks 64 yards from CHI 35 to CAR 1. C.Samuel to CAR 26 for 25 yards (D.Houston-Carson). CHI-R.Robertson-Harris was injured during the play.

Carolina Panthers at 12:28, (1st play from scrimmage 12:21)

- 1-10-CAR 26 (12:21) J.Stewart right tackle to CAR 36 for 10 yards (K.Fuller). R7
- 1-10-CAR 36 (11:47) J.Stewart right guard to CAR 41 for 5 yards (E.Goldman). CAR-M.Kalil was injured during the play.

Timeout at 11:31.

- 2-5-CAR 41 (11:18) (Shotgun) C.Newton right end to CAR 41 for no gain (K.Fuller).
- 3-5-CAR 41 (10:34) (Shotgun) C.Newton pass short middle to D.Funchess to CAR 48 for 7 yards (C.Jones). P8
- 1-10-CAR 48 (9:52) C.Newton sacked at CAR 47 for -1 yards (sack split by E.Goldman and M.Unrein).
- 2-11-CAR 47 (9:12) J.Stewart right tackle to CAR 48 for 1 yard (K.Fuller).
- 3-10-CAR 48 (8:27) (Shotgun) C.Newton pass short middle to E.Dickson to CHI 41 for 11 yards (D.Trevathan) [P.McPhee]. P9
- 1-10-CHI 41 (7:46) (Shotgun) T.Moton reported in as eligible. J.Stewart right guard to CHI 36 for 5 yards (K.Fuller).
- 2-5-CHI 36 (7:04) J.Stewart right end to CHI 35 for 1 yard (A.Amos).
- 3-4-CHI 35 (6:16) (Shotgun) C.Newton scrambles right end pushed ob at CHI 29 for 6 yards (C.Jones). R10
- 1-10-CHI 29 (5:42) J.Stewart right tackle to CHI 26 for 3 yards (E.Goldman).
- 2-7-CHI 26 (5:06) (Shotgun) C.Newton pass short left to D.Funchess to CHI 18 for 8 yards (P.Amukamara). P11
- 1-10-CHI 18 (4:19) (Shotgun) T.Moton reported in as eligible. C.Newton pass incomplete short middle to E.Dickson (D.Trevathan).
- 2-10-CHI 18 (4:15) (Shotgun) J.Stewart right guard to CHI 18 for no gain (E.Goldman).
- 3-10-CHI 18 (3:28) (Shotgun) C.Newton pass incomplete deep right to D.Funchess.
- 4-10-CHI 18 (3:23) (Field Goal formation) G.Gano 36 yard field goal is GOOD, Center-J.Jansen, Holder-M.Palardy.

Timeout at 03:18.

CAR 3 CHI 14, 16 plays, 56 yards, 9:10 drive, 11:42 elapsed

G.Gano kicks 65 yards from CAR 35 to end zone, Touchback.

Chicago Bears at 3:18

- 1-10-CHI 25 (3:18) M.Trubisky pass deep middle to T.Cohen to CAR 5 for 70 yards (K.Seymour). P3
- 1-5-CAR 5 (2:43) Jo.Howard left guard to CAR 1 for 4 yards (C.Jones).

Two-Minute Warning

- 2-1-CAR 1 (2:00) Jo.Howard left tackle to CAR 2 for -1 yards (J.Peppers).
- 3-2-CAR 2 (1:18) (Shotgun) M.Trubisky left end for 2 yards, TOUCHDOWN. The Replay Official reviewed the runner broke the plane ruling, and the play was REVERSED. (Shotgun) M.Trubisky left end to CAR 1 for 1 yard (J.Peppers). Timeout #2 by CAR at 01:14.
- 4-1-CAR 1 (1:14) (Field Goal formation) C.Barth 19 yard field goal is GOOD, Center-A.DePaola, Holder-P.O'Donnell.

CAR 3 CHI 17, 5 plays, 74 yards, 2:08 drive, 13:50 elapsed

C.Barth kicks 66 yards from CHI 35 to CAR -1. C.Samuel to CAR 17 for 18 yards (D.Houston-Carson).

Carolina Panthers at 1:10, (1st play from scrimmage 1:06)

- 1-10-CAR 17 (1:06) (Shotgun) C.Newton pass short left to D.Funchess pushed ob at CAR 37 for 20 yards (C.Jones). P12
- 1-10-CAR 37 (:58) (No Huddle, Shotgun) C.Newton pass incomplete short right to D.Funchess [D.Trevathan].
- 2-10-CAR 37 (:54) (Shotgun) C.Newton pass short left to C.McCaffrey to CAR 45 for 8 yards (C.Jones).
- 3-2-CAR 45 (:28) (No Huddle, Shotgun) C.Newton pass short right to E.Dickson to CAR 48 for 3 yards (A.Amos). P13
- Timeout #3 by CAR at 00:19.
- 1-10-CAR 48 (:19) (Shotgun) C.Newton pass deep left to K.Benjamin to CHI 15 for 37 yards (P.Amukamara). P14
- 1-10-CHI 15 (:00) PENALTY on CAR-R.Shepard, False Start, 5 yards, enforced at CHI 15 - No Play.

END OF QUARTER

	Score	Time Poss	First Downs					Efficiencies	
			R	P	X	T	3 Down	4 Down	
Carolina Panthers	3	12:47	4	6	0	10	4/6	0/0	
Chicago Bears	17	2:13	0	1	0	1	0/1	0/0	



LAST TIME OUT • FINAL GAME BOOK

Third Quarter

10/22/2017

Play By Play

CHI elects to Receive, and CAR elects to defend the North goal.
G.Gano kicks 65 yards from CAR 35 to end zone, Touchback.

Chicago Bears at 15:00

- 1-10-CHI 25 (15:00) Jo.Howard left tackle to CHI 19 for -6 yards (S.Thompson).
2-16-CHI 19 (14:21) M.Trubisky pass incomplete deep right to Z.Miller.
3-16-CHI 19 (14:15) (Shotgun) M.Trubisky scrambles left end to CHI 26 for 7 yards (S.Thompson).
Penalty on CHI-K.Long, Offensive Holding, declined.
4-9-CHI 26 (13:51) (Punt formation) P.O'Donnell punts 60 yards to CAR 14, Center-A.DePaola. C.McCaffrey to CAR 24 for 10 yards (J.Anderson).

Carolina Panthers at 13:38

- 1-10-CAR 24 (13:38) J.Stewart left tackle to CAR 30 for 6 yards (A.Amos).
2-4-CAR 30 (12:51) (Shotgun) C.Newton right tackle to CAR 38 for 8 yards (A.Amos).
1-10-CAR 38 (12:09) (Shotgun) C.Newton pass short right to R.Shepard to CAR 40 for 2 yards (L.Floyd).
2-8-CAR 40 (11:28) (Shotgun) C.Newton pass short right to C.McCaffrey to CAR 35 for -5 yards (A.Amos) [L.Floyd].
3-13-CAR 35 (10:40) (Shotgun) C.Newton pass short right to C.McCaffrey to CHI 45 for 20 yards (A.Amos).
1-10-CHI 45 (9:47) (Shotgun) C.Newton pass incomplete short right to C.Manhertz.
2-10-CHI 45 (9:43) (Shotgun) C.Newton right guard to CHI 33 for 12 yards (S.Acho).
1-10-CHI 33 (9:03) C.McCaffrey right tackle to CHI 31 for 2 yards (M.Unrein).
2-8-CHI 31 (8:23) (Shotgun) C.Newton pass short right to C.McCaffrey to CHI 28 for 3 yards (C.Jones).
3-5-CHI 28 (7:33) (Shotgun) C.Newton pass short right to C.McCaffrey to CHI 25 for 3 yards (C.Jones; K.Fuller).
4-2-CHI 25 (6:53) (Shotgun) C.Newton right tackle to CHI 24 for 1 yard (E.Goldman).

Timeout at 06:48.

Chicago Bears at 6:48

- 1-10-CHI 24 (6:48) Jo.Howard left guard to CHI 27 for 3 yards (C.Jones).
2-7-CHI 27 (6:08) M.Trubisky sacked at CHI 21 for -6 yards (K.Love).
3-13-CHI 21 (5:39) (No Huddle, Shotgun) M.Trubisky pass short right to T.Gentry to CHI 29 for 8 yards (J.Bradberry).
4-5-CHI 29 (5:10) (Punt formation) P.O'Donnell punts 41 yards to CAR 30, Center-A.DePaola. C.McCaffrey pushed ob at CAR 48 for 18 yards (D.Houston-Carson).
PENALTY on CAR-J.Bradberry, Offensive Holding, 10 yards, enforced at CAR 30.

Timeout at 04:58.

Carolina Panthers at 4:58

- 1-10-CAR 20 (4:58) (Shotgun) C.Newton pass short middle to C.McCaffrey to CAR 19 for -1 yards (C.Jones).
2-11-CAR 19 (4:15) (Shotgun) C.Newton pass deep left to R.Shepard pushed ob at CAR 37 for 18 yards (B.Callahan).
1-10-CAR 37 (3:48) J.Stewart right tackle to CAR 39 for 2 yards (J.Bullard).
2-8-CAR 39 (3:05) (No Huddle, Shotgun) C.Newton pass deep right to K.Benjamin to CHI 45 for 16 yards (K.Fuller).
PENALTY on CAR-K.Benjamin, Offensive Pass Interference, 10 yards, enforced at CAR 39 - No Play.
2-18-CAR 29 (2:38) (Shotgun) C.Newton sacked at CAR 16 for -13 yards (A.Hicks).
PENALTY on CHI-A.Hicks, Face Mask (15 Yards), 13 yards, enforced at CAR 29 - No Play.
1-10-CAR 44 (2:09) (Shotgun) C.McCaffrey right guard to CAR 45 for 1 yard (B.Callahan).
2-9-CAR 45 (1:30) (Shotgun) C.Newton pass short right to C.Samuel pushed ob at CHI 35 for 20 yards (E.Jackson). CAR-T.Turner was injured during the play.

Timeout at 01:24.

- 1-10-CHI 35 (1:08) C.Newton pass short left to J.Stewart pushed ob at CHI 21 for 14 yards (S.Acho) [E.Goldman].
PENALTY on CAR-A.Silatolu, Offensive Holding, 10 yards, enforced at CHI 35 - No Play.
(3:37) (Shotgun) C.McCaffrey right end to CHI 47 for -2 yards (A.Hicks).

END OF QUARTER

Table with columns: Score, Time Poss, First Downs (R, P, X, T), 3 Down, 4 Down. Rows for Carolina Panthers and Chicago Bears.



LAST TIME OUT • FINAL GAME BOOK

10/22/2017

Play By Play

Fourth Quarter

Carolina Panthers continued.

- 2-22-CHI 47 (15:00) (Shotgun) C.Newton scrambles left guard to CHI 46 for 1 yard (L.Floyd).
- 3-21-CHI 46 (14:13) (Shotgun) C.Newton scrambles right end to CHI 38 for 8 yards (E.Jackson).
- 4-13-CHI 38 (13:28) (Punt formation) M.Palardy punts 38 yards to end zone, Center-J.Jansen, Touchback.
PENALTY on CHI-A.Hicks, Offensive Holding, 10 yards, enforced at CHI 20.

Timeout at 13:21.

Chicago Bears at 13:21

- 1-10-CHI 10 (13:21) Jo.Howard left tackle to CHI 12 for 2 yards (K.Short).
- 2-8-CHI 12 (12:44) Jo.Howard right end to CHI 14 for 2 yards (S.Thompson).
- 3-6-CHI 14 (11:59) (Shotgun) M.Trubisky sacked at CHI 10 for -4 yards (K.Short).
- 4-10-CHI 10 (11:29) (Punt formation) P.O'Donnell punts 66 yards to CAR 24, Center-A.DePaola, downed by CHI-J.Bellamy.

Timeout at 11:17.

Carolina Panthers at 11:17

- 1-10-CAR 24 (11:17) (Shotgun) C.Newton pass short left to D.Funchess pushed ob at CAR 30 for 6 yards (P.Amukamara).
- 2-4-CAR 30 (10:45) (Shotgun) C.McCaffrey left guard to CAR 32 for 2 yards (D.Trevathan).
- 3-2-CAR 32 (9:57) (Shotgun) C.Newton pass incomplete short left to K.Benjamin.
- 4-2-CAR 32 (9:52) (Punt formation) M.Palardy punts 53 yards to CHI 15, Center-J.Jansen, downed by CAR-K.Seymour.

Timeout at 09:42.

Chicago Bears at 9:42

- 1-10-CHI 15 (9:42) Jo.Howard right guard to CHI 20 for 5 yards (B.Cox).
- 2-5-CHI 20 (9:09) Jo.Howard left end to CHI 24 for 4 yards (D.Mayo).
- 3-1-CHI 24 (8:28) Jo.Howard left tackle to CHI 20 for -4 yards (B.Cox).
- 4-5-CHI 20 (7:38) (Punt formation) P.O'Donnell punts 51 yards to CAR 29, Center-A.DePaola, C.McCaffrey to CAR 36 for 7 yards (J.Anderson).

Timeout at 07:26.

Carolina Panthers at 7:26

- 1-10-CAR 36 (7:26) (Shotgun) C.Newton pass incomplete short middle to C.McCaffrey.
- 2-10-CAR 36 (7:22) (Shotgun) C.Newton pass incomplete deep middle to E.Dickson (A.Amos).
- 3-10-CAR 36 (7:17) (Shotgun) C.Newton pass short right intended for C.McCaffrey INTERCEPTED by D.Trevathan at CAR 46, D.Trevathan pushed ob at CAR 38 for 8 yards (C.McCaffrey).

Chicago Bears at 7:07

- 1-10-CAR 38 (7:07) M.Trubisky pass short left to T.Cohen to CAR 28 for 10 yards (D.Worley).
PENALTY on CHI-T.Gentry, Illegal Formation, 5 yards, enforced at CAR 38 - No Play.
- 1-15-CAR 43 (6:41) *PENALTY on CHI-B.Massie, False Start, 5 yards, enforced at CAR 43 - No Play.*
- 1-20-CAR 48 (6:16) Jo.Howard right guard to CAR 43 for 5 yards (D.Mayo).
- 2-15-CAR 43 (5:37) (Shotgun) M.Trubisky pass short right to Z.Miller to CAR 38 for 5 yards (J.Bradberry; S.Thompson).
- 3-10-CAR 38 (4:46) (Shotgun) *PENALTY on CHI-M.Trubisky, Delay of Game, 5 yards, enforced at CAR 38 - No Play.*
- 3-15-CAR 43 (4:46) (Shotgun) M.Trubisky sacked at CAR 46 for -3 yards (M.Addison).
Timeout #1 by CAR at 04:37.
- 4-18-CAR 46 (4:37) (Punt formation) P.O'Donnell punts 35 yards to CAR 11, Center-A.DePaola, fair catch by C.McCaffrey.

Carolina Panthers at 4:29

- 1-10-CAR 11 (4:29) (Shotgun) C.Newton pass short middle to E.Dickson to CAR 15 for 4 yards (C.Jones).
- 2-6-CAR 15 (4:03) (Shotgun) C.Newton sacked at CAR 9 for -6 yards (P.McPhee). CHI-A.Hicks was injured during the play.
- 3-12-CAR 9 (3:49) (Shotgun) C.Newton pass incomplete deep right to R.Shepard [P.McPhee].
- 4-12-CAR 9 (3:44) (Punt formation) M.Palardy punts 55 yards to CHI 36, Center-J.Jansen, fair catch by T.Cohen.

Chicago Bears at 3:36

- 1-10-CHI 36 (3:36) Jo.Howard left guard to CHI 41 for 5 yards (M.Adams).
Timeout #2 by CAR at 03:31.
- 2-5-CHI 41 (3:31) Jo.Howard left end to CHI 45 for 4 yards (T.Davis).
Timeout #3 by CAR at 03:26.
- 3-1-CHI 45 (3:26) Jo.Howard right guard to 50 for 5 yards (M.Adams; C.Jones). R4
- 1-10-50 (2:40) Jo.Howard right end to CAR 39 for 11 yards (D.Mayo). R5

Two-Minute Warning

- 1-10-CAR 39 (2:00) M.Trubisky kneels to CAR 41 for -2 yards.
- 2-12-CAR 41 (1:18) M.Trubisky kneels to CAR 43 for -2 yards.
- 3-14-CAR 43 (:35) M.Trubisky kneels to CAR 44 for -1 yards.

END OF QUARTER

	Score	Time Poss	First Downs					Efficiencies	
			R	P	X	T	3 Down	4 Down	
Carolina Panthers	3	4:26	0	0	0	0	0/4	0/0	
Chicago Bears	17	10:34	2	0	0	2	1/5	0/0	



LAST TIME OUT - FINAL GAME BOOK

Miscellaneous Statistics Report

Carolina Panthers vs Chicago Bears
10/22/2017 at Soldier Field

Ten Longest Plays for Carolina Panthers

Table with 4 columns: Yards, Qtr, Play Start, Play Description. Lists top 10 longest plays for Carolina Panthers.

Ten Longest Plays for Chicago Bears

Table with 4 columns: Yards, Qtr, Play Start, Play Description. Lists top 10 longest plays for Chicago Bears.

Touchdown Scoring Information

Table with 4 columns: Visitor, Home, Offense, Defense, Special Teams. Shows touchdown counts for Carolina Panthers and Chicago Bears.

Player Scoring Information

Table with 14 columns: Club, Player, TD, Rush TD, Rec TD, KO TD, Punt TD, Int TD, Fum TD, Misc TD, FG, XP, 2Pt Rush, 2Pt Rec, Sfty, Points. Lists player statistics for touchdowns.

Possession Detail

Table with 8 columns: First Half (Visitor, Home), Second Half (Visitor, Home), Game (Visitor, Home). Shows possession statistics for largest lead, drives leading, possession leading, largest deficit, drives trailing, possession trailing, times score tied up, and lead changes.



LAST TIME OUT • FINAL GAME BOOK

Playtime Percentage

Percent of playtime per player on offense, defense and special teams

Carolina Panthers					Chicago Bears								
		Offense	Defense	Special Teams		Offense	Defense	Special Teams					
D Williams	T	72	100%	1	5%	C Leno	T	38	100%	4	18%		
A Norwell	G	72	100%	1	5%	B Massie	T	38	100%	4	18%		
E Dickson	TE	72	100%	1	5%	J Sitton	G	38	100%	4	18%		
C Newton	QB	72	100%			K Long	G	38	100%				
M Kalil	T	70	97%	1	5%	C Whitehair	C	38	100%				
K Benjamin	WR	61	85%			M Trubisky	QB	38	100%				
T Turner	G	59	82%	1	5%	J Howard	RB	34	89%				
T Larsen	C	57	79%	3	14%	T Gentry	WR	33	87%				
D Funchess	WR	56	78%			D Sims	TE	29	76%	4	18%		
C McCaffrey	RB	53	74%	6	27%	Z Miller	TE	25	66%				
R Shepard	WR	37	51%	7	32%	T McBride	WR	20	53%				
J Stewart	RB	28	39%			A Shaheen	TE	19	50%	10	45%		
C Manhertz	TE	27	38%	4	18%	M Burton	FB	11	29%	10	45%		
C Samuel	WR	19	26%	16	73%	K Wright	WR	8	21%				
A Silatolu	T	15	21%	3	14%	T Cohen	RB	7	18%	7	32%		
R Kalil	C	15	21%			J Bellamy	WR	3	8%	12	55%		
T Moton	T	4	6%	1	5%	T Mizzell	RB	1	3%				
A Armah	RB	3	4%	17	77%	A Amos	FS		72	100%	8	36%	
J Bradberry	CB		38	100%	9	41%	P Amukamara	CB		72	100%	3	14%
T Davis	LB		38	100%	4	18%	E Jackson	FS		72	100%	3	14%
S Thompson	LB		38	100%	4	18%	D Trevathan	LB		70	97%	1	5%
M Adams	SS		37	97%	4	18%	K Fuller	CB		65	90%	3	14%
D Worley	CB		34	89%	10	45%	A Hicks	DE		63	88%	2	9%
D Mayo	LB		29	76%	9	41%	L Floyd	LB		60	83%		
C Jones	FS		27	71%	9	41%	C Jones	LB		58	81%	8	36%
K Short	DT		26	68%	4	18%	E Goldman	NT		52	72%	2	9%
C Johnson	DE		25	66%			B Callahan	CB		46	64%		
J Peppers	DE		20	53%	4	18%	P McPhee	LB		44	61%	1	5%
S Lotulelei	DT		20	53%	4	18%	S Acho	LB		38	53%	14	64%
M Addison	DE		18	47%			J Bullard	DE		38	53%	1	5%
K Love	DT		16	42%			M Unrein	DE		28	39%	6	27%
V Butler	DT		15	39%	4	18%	M Cooper	CB		7	10%	8	36%
J Byrd	FS		10	26%	2	9%	R Robertson-Harris	DE		4	6%	6	27%
C Munnerlyn	CB		10	26%			I Irving	LB		2	3%	14	64%
W Horton	DE		8	21%			D Houston-Carson	FS		1	1%	14	64%
B Cox	DE		5	13%			J Anderson	LB			17	77%	
K Seymour	CB		3	8%	18	82%	D Brown	TE			16	73%	
B Jacobs	LB		1	3%	17	77%	C LeBlanc	CB			12	55%	
A Gachkar	LB				17	77%	D Bush	SS			10	45%	
J Norris	LB				17	77%	P O'Donnell	P			10	45%	
C Artis-Payne	RB				17	77%	A DePaola	LS			10	45%	
L Gunter	CB				12	55%	C Barth	K			8	36%	
M Palardy	P				6	27%	T Compton	T			6	27%	
J Jansen	LS				6	27%	B Sowell	T			4	18%	
G Gano	K				3	14%							

**2017 GAME RECAPS****WEEK 1
Falcons 23, Bears 17****Soldier Field (61,857)
Sunday, Sept. 10, 2017**

ATLANTA	3	7	3	10	23
CHICAGO	0	10	0	7	17

FIRST QUARTER

Falcons 7:56 Bryant 48 yd. Field Goal

SECOND QUARTER

Bears 14:55 Barth 54 yd. Field Goal
 Falcons 4:29 Freeman 5 yd. run (Bryant kick)
 Bears 0:14 Howard 4 yd. run (Barth kick)

THIRD QUARTER

Falcons 2:10 Bryant 28 yd. Field Goal

FOURTH QUARTER

Falcons 11:55 Hooper 88 yd. pass from Ryan
 (Bryant kick)
 Bears 7:26 Cohen 19 yd. pass from Glennon
 (Barth kick)
 Falcons 3:24 Bryant 37 yd. Field Goal

	FALCONS	BEARS
First Downs.....	18	20
3rd Down	5-11	5-13
Total Net Yards	372	301
Off Plays	55	63
Avg Gain	6.8	4.8
Rushing Net.....	64	125
Passing Net	308	176
Penalties (Yds).....	8 (73)	4 (40)
Turnovers.....	0	0
Punts (Avg).....	3 (59.3)	5 (48.8)
TDs	2	2
FGs.....	3-3	1-1
TO Remain.....	1	0
Time of Poss.....	30:34	29:26

PASSING LEADERS**FALCONS** - Ryan 21-30-0, 321 yds, 1 TD.**BEARS** - Glennon 26-40-0, 213 yds, 1 TD.**RUSHING LEADERS****FALCONS** - Freeman 12-37, 1 TD; Coleman 8-16.**BEARS** - Cohen 5-66; Howard 13-52, 1 TD; Burton 1-7.**RECEIVING LEADERS****FALCONS** - Hooper 2-128, 1 TD; Jones 4-66; Sanu 6-47; Coleman 4-42; Gabriel 3-36.**BEARS** - Cohen 8-47, 1 TD; Miller 4-39; Wright 3-34; Sims 2-31; Bellamy 3-27; Howard 3-14; White 2-6; Thompson 1-15.

The Bears came tantalizingly close to pulling off a dramatic upset of the defending NFC champion Falcons in the season opener at Soldier Field.

But four failed attempts by the Chicago offense to score the go-ahead touchdown from the 5-yard line in the final seconds enabled Atlanta to escape with a 23-17 win.

After three straight incompletions, quarterback Mike Glennon was sacked from behind by defensive end Brooks Reed with :03 remaining. Glennon had completed 7 of 11 passes for 54 yards on the drive to reach the 5 with :21 left, including a 14-yard strike to Joshua Bellamy on 4th and 3 from the Falcons' 42.

Rookie running back Tarik Cohen had a breakout performance in his NFL debut, rushing for 66 yards on five carries and catching eight passes for 47 yards. The fourth-round draft pick had a nifty 46-yard run, a 19-yard touchdown catch and a 17-yard punt return.

The Falcons led 3-0 before the Bears tied it 3-3 on Connor Barth's 54-yard field goal on the first play of the second quarter. The 10-play, 41-yard drive was sustained by Glennon's 15-yard pass to Deonte Thompson on third-and-eight.

Devonta Freeman's 5-yard TD dash around left end gave the Falcons a 10-3 lead with 4:29 left in the second quarter. The 11-play, 83-yard drive was highlighted by Matt Ryan completions of 18 and 25 yards to Julio Jones and 18 yards to Taylor Gabriel. The Atlanta quarterback completed 21 of 30 passes for 321 yards with one TD.

The Bears answered, tying the score 10-10 on Jordan Howard's 5-yard TD run. Lining up in the Wildcat formation, Cohen took the shotgun snap and handed off to Howard, who dashed around right end and picked up a block from Glennon, who was lined up wide on the play.

All seven plays on the 75-yard drive were runs, with the longest a 46-yard scamper by Cohen, who took a handoff to his left, reversed field and burst between two defenders.

The Falcons scored the game's next 10 points to take a 20-10 lead. Matt Bryant's 28-yard field goal made it 13-10 late in the third quarter. The Bears seemingly had forced Atlanta to punt following a third-down incompleton. But a roughing-the-passer penalty on Hicks sustained the drive.

The Falcons then widened the margin to 20-10 on Ryan's 88-yard touchdown pass to Austin Hooper. The Bears defense lined up late on the play and left the tight end uncovered down the middle of the field.

The Bears answered on their next drive as Glennon completed 7 of 9 passes for 70 yards, including a 19-yard TD to Cohen, to cut the deficit to 20-17 with 7:26 left in the fourth quarter. But the Falcons increased their lead to 23-17 on Bryant's 37-yard field goal with 3:24 to play and then held off the Bears on their final possession to secure the victory.



2017 GAME RECAPS



WEEK 2
Buccaneers 29, Bears 7
 Raymond James Stadium (56,640)
 Sunday, Sept. 17, 2017

CHICAGO	0	0	0	7	7
TAMPA BAY	10	16	0	3	29

FIRST QUARTER

Bucs	8:58	Folk 42 yd. Field Goal
Bucs	0:10	Evans 13 yd. pass from Winston (Folk kick)

SECOND QUARTER

Bucs	7:30	Rodgers 1 yd. run (Folk kick)
Bucs	4:09	McClain 47 yd. INT return (kick failed),
Bucs	0:00	Folk 50 yd. Field Goal

FOURTH QUARTER

Bucs	12:26	Folk 23 yd. Field Goal
Bears	1:43	Thompson 14 yd. pass from Glennon (Barth kick)

	BEARS	BUCS
First Downs.....	19	22
3rd Down	7-14	8-15
Total Net Yards	310	311
Off Plays	62	67
Avg Gain	5.0	4.6
Rushing Net.....	20	117
Passing Net	290	194
Penalties (Yds).....	8 (59)	4 (34)
Turnovers	4	1
Punts (Avg).....	3 (56.0)	3 (48.7)
TDs	1	3
FGs.....	0-0	3-3
TO Remain.....	3	2
Time of Poss.....	26:49	33:11

PASSING LEADERS

BEARS - Glennon 31-45-2, 301 yds, 1 TD.
BUCS - Winston 18-30-0, 204 yds, 1 TD.

RUSHING LEADERS

BEARS - Cohen 7-13; Howard 9-7.
BUCS - Rodgers 19-67, 1 TD; Barber 10-47.

RECEIVING LEADERS

BEARS - Wright 7-69; Thompson 4-57, 1 TD; Cohen 8-55; Bellamy 4-51; Miller 6-42; Gentry 2-27.
BUCS - Evans 7-93, 1 TD; Jackson 3-39; Brate 2-24; Humphries 2-18; Howard 1-17.

After not committing any turnovers in last week's season opener against the Falcons, the Bears coughed up the ball four straight times to begin Sunday's game, enabling the Buccaneers to race to a 23-0 second-quarter lead en route to a 29-7 victory at Raymond James Stadium.

Quarterback Mike Glennon accounted for three of the four turnovers with two interceptions—one of which was returned for a touchdown—and a fumble. His stats were decent; he completed 31 of 45 passes for 301 yards with a 76.2 passer rating.

After Nick Folk's 42-yard field gave the Buccaneers a 3-0 lead midway through the opening period, Glennon completed his first six pass attempts for 53 yards. But his seventh throw over the middle intended for tight end Dion Sims was intercepted by linebacker Kwon Alexander, who returned it 22 yards to the Tampa Bay 38.

It appeared that the Buccaneers would go three-and-out when Akiem Hicks stopped running back Charles Sims for no gain on third-and-one. But Tarik Cohen tried to field a bouncing punt while surrounded by two defenders, resulting in a fumble that was recovered by Buccaneers.

On the next play, receiver Mike Evans caught a 13-yard touchdown pass from Jameis Winston on a fade in the right corner of the end zone, beating Marcus Cooper Sr. to give Tampa Bay a 10-0 lead with :10 left in the first quarter.

The Bears then committed their third straight turnover when Glennon fumbled while being sacked by defensive end Noah Spence. The ball popped into the air and was caught by linebacker Lavonte David at the Bears' 35.

The Buccaneers converted the turnover into Jacquizz Rodgers' 1-yard TD run, widening the margin to 17-0 with 7:30 remaining in the half.

Things then went from bad to worse as Glennon's pass intended for Joshua Bellamy along the sideline was intercepted by cornerback Robert McClain and returned 47 yards for a touchdown. Folk missed the extra point, but Tampa Bay led 23-0.

Folk made amends, however, drilling a 50-yard field goal as time expired in the first half to increase the Buccaneers' lead to 26-0. Folk added a 23-yarder early in the fourth quarter to make it 29-0.

The Bears failed to advance into the red zone through the game's first three quarters, but they did so on all three of their possessions in the final period. They turned the ball over on downs twice before Glennon hit Deonte Thompson with a 14-yard touchdown pass in the back left corner of the end zone with 1:43 left in the game.

**2017 GAME RECAPS**

WEEK 3
Bears 23, Steelers 17 (ot)
 Soldier Field (62,172)
 Sunday, Sept. 24, 2017

PITTSBURGH	0	7	7	3	0	17
CHICAGO	7	10	0	0	6	23

FIRST QUARTER

Bears 9:09 Howard 3 yd. run (Barth kick)

SECOND QUARTER

Steelers 5:42 Brown 7 yd. pass from Roethlisberger (Boswell kick)

Bears 0:43 Shaheen 2 yd. pass from Glennon (Barth kick)

Bears 0:00 Barth 24 yd. Field Goal

THIRD QUARTER

Steelers 6:43 Bell 1 yd. run (Boswell kick)

FOURTH QUARTER

Steelers 8:03 Boswell 32 yd. Field Goal

OVERTIME

Bears 8:27 Howard 19 yd. run

	BEARS	STEELERS
First Downs.....	18	19
3rd Down	4-12	4-11
Total Net Yards	306	282
Off Plays	62	59
Avg Gain	4.9	4.8
Rushing Net.....	222	70
Passing Net	84	212
Penalties (Yds).....	10 (73)	6 (40)
Turnovers	2	2
Punts (Avg).....	6 (44.5)	5 (40.6)
TDs	3	2
FGs.....	1-2	1-2
TO Remain.....	2	1
Time of Poss.....	33:59	27:34

PASSING LEADERS

BEARS - Glennon 15-22-1, 101 yds, 1 TD.

STEELERS - Roethlisberger 22-39, 235 yds, 1 TD.

RUSHING LEADERS

BEARS - Howard 23-138, 2 TD; Cohen 12-78.

STEELERS - Bell 15-61, 1 TD.

RECEIVING LEADERS

BEARS - Howard 5-26; Cohen 4-24; Cunningham 3-23.

STEELERS - Brown 10-110, 1 TD; Smith-Schuster 2-39.

Fueled by a dominant running game and a stingy defense Sunday at Soldier Field, the Bears improved to 1-2 with a stunning 23-17 overtime victory over the Pittsburgh Steelers.

Pro Bowl running back Jordan Howard rushed for 138 yards and two touchdowns on 23 carries, including a game-winning 19-yard TD run with 8:27 remaining in overtime.

Howard's touchdown capped the Bears' first possession of overtime and came two plays after Tarik Cohen had apparently ended the game with a dazzling 73-yard TD run. But after a replay review it was determined that the rookie had stepped out of bounds at the Pittsburgh 37.

With Cohen adding 78 yards on 12 carries, the Bears rushed for 220 yards.

Backed by an opportunistic defense, the Bears led 17-7 at halftime. But the offense committed two turnovers deep in Chicago territory and the Steelers converted the miscues into 10 points, trying the score 17-17 midway through the fourth quarter.

After Pittsburgh recovered a Howard fumble at the Bears' 16, Le'Veon Bell's 1-yard TD run cut the deficit to 17-14 midway through the third quarter. Mike Glennon's pass intended for Zach Miller was then intercepted by safety J.J. Wilcox at the Chicago 21, leading to Chris Boswell's game-tying field goal with 8:03 to play in regulation.

The Bears defense held Bell to 61 yards on 15 rushes and limited Ben Roethlisberger--who completed 22 of 39 passes for 235 yards--to an 82.7 passer rating.

After mustering only one takeaway in their first two games, the Bears generated two in the first quarter Sunday. First, McManis recovered a muffed punt by the Steelers' Eli Rogers at the Pittsburgh 29. That led to Howard's 3-yard touchdown run, which gave the Bears a 7-0 lead.

The defense then generated a second takeaway when Bryce Callahan sacked Roethlisberger on a blitz, forcing a fumble that Akiem Hicks recovered at the 50. But the Bears failed to capitalize on the turnover as Barth missed a 47-yard field goal attempt.

The Steelers tied the game 7-7 on Roethlisberger's 7-yard touchdown pass to Antonio Bryant with 5:42 left in the first half.

Glennon's 2-yard touchdown pass to Adam Shaheen gave the Bears a 14-7 lead with :43 left in the first half. Howard rushed for 36 yards on four carries and Cohen had a 26-yard run on the nine-play, 75-yard drive. The TD was Shaheen's first NFL catch.

Operating a run-oriented attack, Glennon completed 15 of 22 passes for 101 yards with one touchdown, one interception and a 74.2 passer rating.



2017 GAME RECAPS



WEEK 4
Packers 35, Bears 14
 Lambeau Field (78,362)
 Thursday, Sept. 28, 2017

CHICAGO	0	7	0	7	14
GREEN BAY	14	7	7	7	35

FIRST QUARTER

- Packers 9:49 Adams 5 yd. pass from Rodgers (Crosby kick)
- Packers 8:56 Cobb 2 yd. pass from Rodgers (Crosby kick)

SECOND QUARTER

- Packers 4:48 Jones 2 yd. run (Crosby kick)
- Bears 0:08 Wright 5 yd. pass from Glennon (Barth kick)

THIRD QUARTER

- Packers 4:09 Nelson 4 yd. pass from Rodgers (Crosby kick)

FOURTH QUARTER

- Packers 14:54 Nelson 8 yd. pass from Rodgers (Crosby kick)
- Bears 6:01 Howard 3 yd. run (Barth kick)

	BEARS	PACKERS
First Downs.....	20	17
3rd Down	5-12	7-14
Total Net Yards	308	260
Off Plays	64	53
Avg Gain	4.8	4.9
Rushing Net.....	103	91
Passing Net	205	169
Penalties (Yds).....	8 (62)	7 (55)
Turnovers	4	0
Punts (Avg).....	3 (49.0)	5 (47.6)
TDs	2	5
FGs.....	0-1	0-0
TO Remain.....	3	0
Time of Poss.....	31:51	28:09

PASSING LEADERS

- BEARS** - Glennon 21-33-2, 218 yds, 1 TD.
- PACKERS** - Rodgers 18-26-0, 179 yds, 4 TD.

RUSHING LEADERS

- BEARS** - Howard 18-53, 1 TD; Cunningham 5-26; Cohen 6-24.
- PACKERS** - Jones 13-49, 1 TD; Montgomery 5-28; Williams 4-11.

RECEIVING LEADERS

- BEARS** - Wright 4-51, 1 TD; Miller 2-45; Thompson 5-44; Bellamy 3-36; Cohen 4-24; Howard 2-10.
- PACKERS** - Nelson 4-75, 2 TD; Cobb 4-44, 1 TD; Bennett 6-39; Adams 2-13, 1 TD.

The Bears fell to the Green Bay Packers, 35-14, at Lambeau Field. The Bears offense committed three turnovers in the first half. The Packers converted the miscues into 14 points in jumping to a 21-0 lead.

While Packers quarterback Aaron Rodgers threw four touchdown passes, Bears counterpart Mike Glennon tossed two interceptions and lost two fumbles, though one came on a miscommunication with center Cody Whitehair on a shotgun snap that wasn't entirely Glennon's fault.

Rodgers led the Packers to touchdowns on all five of their red-zone possessions Thursday night. The two-time NFL MVP has now won 13 of the last 14 games he's started and finished against the Bears and has thrown 21 TD passes and just one interception in his last nine contests versus Chicago.

After Rodgers capped the game's opening possession with a 5-yard touchdown pass to Davante Adams, the Bears turned the ball over on their first play from scrimmage. Glennon fumbled when he was sacked by Clay Matthews and Jake Ryan recovered at the Bears' 3.

Three plays later, Rodgers threw his second touchdown pass in a :53 span, a 2-yarder to Randall Cobb that gave the Packers a commanding 14-0 lead with 8:56 left in the first quarter.

The second Bears turnover came when Whitehair surprised Glennon with a shotgun snap and the ball caromed off the quarterback, resulting in a fumble that linebacker Blake Martinez recovered at the Chicago 24.

Later in the half, Glennon's pass over the middle intended for Markus Wheaton was intercepted by Ha-Ha Clinton Dix. Rodgers completed a 58-yard pass to receiver Jordy Nelson, setting up Aaron Jones' 2-yard TD run, giving the Packers a 21-0 lead with 4:48 left in the half.

The Bears responded as Glennon completed 6 of 7 passes for 72 yards, including a 5-yard touchdown to Kendall Wright, cutting the deficit to 21-7 with :08 remaining in the half.

But the Bears couldn't get any closer. After Deonte Thompson dropped a third-down pass early in the third quarter, Connor Barth missed a 47-yard field goal attempt wide right.

The Packers made it 28-7 on Rodgers' 4-yard touchdown pass to Nelson late in the third quarter.

Glennon committed his fourth turnover of the game late in the third quarter when his pass intended for Thompson was intercepted by safety Kentrell Brice.

The Packers converted the turnover as Rodgers tossed his fourth touchdown pass of the night, an 8-yarder to Nelson, making it 35-7 early in the fourth quarter.

Jordan Howard's 3-yard TD run made the score 35-14 with 6:01 remaining in the fourth quarter.

**2017 GAME RECAPS**

WEEK 5
Vikings 20, Bears 17
 Soldier Field (61,834)
 Monday, Oct. 9, 2017

MINNESOTA	0	3	14	3	0	20
CHICAGO	2	0	7	8	0	17

FIRST QUARTER

Bears 1:31 Bradford sacked in end zone by Floyd for a Safety

SECOND QUARTER

Vikings 1:02 Forbath 26 yd. Field Goal

THIRD QUARTER

Vikings 8:16 Rudolph 13 yd. pass from Keenum (Forbath kick)

Bears 5:23 Cunningham 38 yd. pass from O'Donnell (Barth kick) (7-75, 2:53)

Vikings 3:31 McKinnon 58 yd. run (Forbath kick)

FOURTH QUARTER

Bears 12:24 Miller 20 yd. pass from Trubisky (Trubisky run)

Vikings 0:12 Forbath 26 yd. Field Goal

	VIKINGS	BEARS
First Downs.....	17	16
3rd Down	6-15	3-12
Total Net Yards.....	300	274
Off Plays	67	56
Avg Gain	4.5	4.9
Rushing Net.....	159	115
Passing Net	141	159
Penalties (Yds).....	9 (69)	8 (55)
Turnovers	0	2
Punts (Avg).....	6 (43.0)	7 (43.9)
TDs	2	2
FGs.....	2-2	0-0
TO Remain.....	1	0
Time of Poss.....	31:24	28:36

PASSING LEADERS

VIKINGS - Keenum 17-21, 140 yds, 1 TD; Bradford 5-11, 36 yds.

BEARS - Trubisky 12-25, 128 yds, 1 TD, 1 INT; O'Donnell 1-1, 38 yds, 1 TD.

RUSHING LEADERS

VIKINGS - McKinnon 16-95, 1 TD; Murray 12-31; Keenum 1-22; Thielen 1-11.

BEARS - Howard 19-76; Trubisky 3-22; Cohen 6-13.

RECEIVING LEADERS

VIKINGS - McKinnon 6-51; Rudolph 6-45, 1 TD; Thielen 5-34; Murray 2-12; Floyd 1-19; Ham 1-11; Diggs 1-4.

BEARS - Wright 4-46; Miller 3-39, 1 TD; Cunningham 2-43, 1 TD; McBride 1-18; Sims 1-17; Wheaton 1-9.

Mitchell Trubisky provided the spark the Bears were anticipating in his first NFL start, extending plays with his athleticism and throwing accurately on the run. But the second overall pick in the draft also experienced the ups and downs that are common for rookie quarterbacks in a 20-17 loss to the Minnesota Vikings at Soldier Field.

Trubisky valiantly rallied the Bears from a 17-9 deficit early in the fourth quarter, forging a 17-17 tie with a 20-yard touchdown pass to tight end Zach Miller coupled with a two-point conversion run.

But then when the Bears took over at their own 10 with 2:32 to play, Trubisky's pass intended for Miller was intercepted by safety Harrison Smith at the Chicago 28. The pick set up Kai Forbath's game-winning 26-yard field goal with :12 remaining.

The Bears offense committed six penalties in the game's first 20 minutes, including a holding infraction on receiver Markus Wheaton that nullified Jordan Howard's 42-yard touchdown run.

The Bears' seven first-half possessions resulted in six punts and a turnover. On the six drives that ended with punts, the offense faced situations of third-and-20, third-and-12, third-and-12, third-and-15, third-and-13 and third-and-20.

The Bears defense allowed just 55 yards and four first downs in the first half. The unit also generated the first points of the game as Leonard Floyd sacked Sam Bradford in the end zone for a safety, giving the Bears a 2-0 lead late in the first quarter.

The only points the defense allowed in the first half came on Forbath's 26-yard field goal late in the second period—after the Vikings had taken over at the Bears' 13 following a blindside strip/sack of Trubisky by defensive end Everson Griffen.

The Vikings replaced an ineffective Bradford with Case Keenum late in the second quarter and the move paid dividends. Keenum opened the second half by engineering a 13-play, 76-yard drive he capped with a 13-yard touchdown pass to Kyle Rudolph, giving Minnesota a 10-2 lead.

The Bears reached into their bag of tricks, turning a fake punt into a 38-yard touchdown pass from punter Pat O'Donnell to Benny Cunningham. On fourth-and-six, O'Donnell tossed a short pass over the middle to Cunningham, who eluded one tackler and spun away from another to draw the Bears to within 10-9 with 5:23 left in the third quarter.

The Vikings answered less than two minutes later, however, widening the margin to 17-9 on Jerick McKinnon's 58-yard touchdown run against a depleted Bears defense that had lost yet another inside linebacker on the previous possession when John Timu exited with a knee injury.

That set the stage for Trubisky, who rolled to his right and threw into the end zone to Miller, who caught the ball for a touchdown after it had deflected off the hands of safety Andrew Sendejo.



2017 GAME RECAPS


WEEK 6
Bears 27, Ravens 24 (ot)

M&T Bank Stadium (70,616)

Sunday, Oct. 15, 2017

CHICAGO	0	10	7	7	3	27
BALTIMORE	0	3	7	14	0	24

SECOND QUARTER

Bears	10:54	Barth 24 yd. FG
Bears	2:53	Miller 21 yd. pass from Cohen (Barth kick)
Ravens	0:03	Tucker 27 yd. FG

THIRD QUARTER

Bears	6:01	Sims 27 yd. pass from Trubisky (Barth kick)
Ravens	5:47	Rainey 96 yd. KO return (Tucker kick)
Ravens	11:26	Tucker 31 yd. FG

FOURTH QUARTER

Bears	5:08	Amos 90 yd. INT return (Barth kick)
Ravens	2:56	Tucker 50 yd. FG
Ravens	1:37	Campanaro 77 yd. PR (Flacco-Boyle pass)

OVERTIME

Bears	2:06	Barth 40 yd. FG
-------	------	-----------------

	BEARS	RAVENS
First Downs.....	18	16
3rd Down	5-17	3-18
Total Net Yards	342	291
Off Plays	75	70
Avg Gain	4.6	4.2
Rushing Net.....	231	125
Passing Net	111	166
Penalties (Yds).....	5 (44)	8 (69)
Turnovers	2	3
Punts (Avg).....	9 (46.7)	7 (55.0)
TDs	3	2
FGs.....	2-2	3-3
TO Remain	2	1
Time of Poss.....	36:45	31:09

PASSING LEADERS

BEARS - Trubisky 8-16, 113 yds, 1 TD; Cohen 1-1, 21 yds, 1 TD.

RAVENS - Flacco 24-41, 180 yds, 0 TD, 2 INT.

RUSHING LEADERS

BEARS - Howard 36-167; Cohen 14-32; Trubisky 4-32.

RAVENS - Collins 15-74; Allen 10-49; Flacco 1-2.

RECEIVING LEADERS

BEARS - Sims 2-42, 1 TD; Wright 2-36; Miller 2-25, 1 TD; Cohen 1-14; Howard 1-9; Burton 1-8.

RAVENS - Moore 3-44; Wallace 3-30; Watson 6-28; Campanaro 3-24; Allen 3-17; Boyle 2-15; Rainey 2-11.

After losing a 24-13 lead late in Sunday's game in Baltimore, the Bears valiantly rallied for a thrilling 27-24 overtime victory over the Ravens.

Baltimore native Adrian Amos appeared to clinch the win when he returned his first career interception 90 yards for a touchdown, putting the Bears ahead 24-13 with 5:08 to play.

But the Ravens stormed back, climbing to within 24-16 on Justin Tucker's 50-yard field goal with 2:56 left and then tying it 24-24 on Michael Campanaro's 77-yard punt return touchdown coupled with Joe Flacco's two-point conversion pass to Nick Boyle with 1:37 to play.

Things continued to look bleak for the Bears when they started their second possession of overtime at their own 7. But Jordan Howard burst around left end for 53 yards to the Baltimore 40. Mitchell Trubisky followed with an 18-yard pass to Kendall Wright on third-and-11 to the 23, setting up Connor Barth's game-winning 40-yard field goal with 2:06 left in overtime.

Fueled by an opportunistic defense that generated three takeaways and a strong running game that produced 231 yards, the Bears improved to 2-4 by winning on the road for the first time since Dec. 27, 2015 when they beat the Buccaneers 26-21 in Tampa, snapping a 10-game skid.

Facing a rugged Ravens defense, the Bears kept the ball on the ground. Trubisky threw just 16 passes in the game—completing eight for 113 yards and one touchdown with no interceptions—while handing off 50 times to Howard and rookie Tarik Cohen. Howard responded by rushing for a career-high 167 yards on 36 carries, while Cohen added 32 yards on 14 attempts.

Cohen did more than just run the ball Sunday. The versatile fourth-round draft pick lofted a perfect 21-yard touchdown pass to Zach Miller in the right corner of the end zone on a halfback option play, giving the Bears a 10-0 lead with 2:53 remaining in the second quarter.

Trubisky and Dion Sims teamed up for a good throw and a good catch midway through the third quarter that resulted in a 27-yard touchdown, giving the Bears a 17-3 lead.

On the ensuing kickoff, it appeared that Joshua Bellamy tripped up Bobby Rainey. But the Ravens kick returner jumped to his feet and raced 96 yards for a controversial touchdown that closed the gap to 17-10. Referee Ed Hochuli confirmed the call on the field via a replay review.

The Bears followed by committing turnovers on their next two possessions. Cohen lost a fumble at his own 39 and the Ravens turned it into Tucker's 31-yard field goal, drawing to within 17-13. Baltimore then took over at its own 48 following a strip/sack of Trubisky, but Amos saved the day—at least temporarily—with his 90-yard INT return touchdown.

**2017 GAME RECAPS****WEEK 7
Bears 17, Panthers 3****Soldier Field (61,256)
Sunday, Oct. 22, 2017**

CAROLINA	0	3	0	0	3
CHICAGO	7	10	0	0	17

FIRST QUARTER

Bears 8:59 Jackson 75 yd. Fum Ret. (Barth kick)

SECOND QUARTER

Bears 12:28 Jackson 76 yd. INT return (Barth kick)

Panthers 3:18 Gano 36 yd. FG

Bears 1:10 Barth 19 yd. FG

PANTHERS BEARS

First Downs.....	205
3rd Down	6-152-11
Total Net Yards	293153
Off Plays	6937
Avg Gain	4.24.1
Rushing Net.....	10868
Passing Net	18585
Penalties (Yds).....	4 (35)5 (40)
Turnovers	30
Punts (Avg).....	5 (52.6)6 (49.3)
TDs	02
FGs.....	1-11-2
TO Remain	03
Time of Poss.....	38:3521:25

PASSING LEADERS**PANTHERS** - Newton 21-34, 211 yds, 0 TD, 2 INT.**BEARS** - Trubisky 4-7, 107 yds, 0 TD, 0 INT.**RUSHING LEADERS****PANTHERS** - Newton 9-50; Stewart 14-48; McCaffrey 7-10.**BEARS** - Howard 21-65; Trubisky 5-3.**RECEIVING LEADERS****PANTHERS** - Benjamin 3-65; Funchess 4-41; McCaffrey 7-36; Shepard 2-20; Samuel 1-20; Dickson 3-18; Manhertz 1-11.**BEARS** - Cohen 1-70; Miller 2-29; Gentry 1-8.

Rookie safety Eddie Jackson led a dominant defensive performance that carried the Bears to an impressive 17-3 win over the Carolina Panthers.

In scoring the game's only two touchdowns, the fourth-round draft pick made history while also helping the Bears (3-4) record back-to-back victories for the first time since November 2015.

Jackson staked the Bears to a 14-0 second-quarter lead by returning a fumble 75 yards for a touchdown and bringing back an interception 76 yards for a score. In the process, he became the first player in NFL history with two defensive touchdowns of at least 75 yards in a game.

Jackson's two touchdowns were just part of a stellar outing by a Bears defense that generated three takeaways for the second straight week and compiled a season-high five sacks.

"I thought it was a really good team win," said coach John Fox. "It was a good football team that came to town, a team that had a lot of playoff experience and leadership on their football team. It's not always going to be perfect. You've got to give the other team some credit. But I thought as a football team we played well today and well enough to get a decisive win."

The Bears struggled on offense, mustering just one field goal on nine possessions while being held to five first downs, 153 total yards and an 18 percent success rate on third down (2 of 11). With the Bears protecting a 17-3 lead, the offense opened the second half with four straight three-and-outs and had as many complete passes (4) as sacks allowed (4) in the game.

Asked if he's ever won a game in which his team completed only four passes, Fox said: "I've seen a lot. I don't ever like to say I've seen it all because something new will happen. But I've been a part of those games. This is a team game. Sometimes it's going to be one-sided in one way or another. I've seen that before. But at the end of the day you have smiling faces in the locker room and they fought hard for that victory."

Jackson's first touchdown came on the game's opening possession. On first-and-10 from the Bears' 24, Cam Newton faked an inside handoff and pitched to receiver Curtis Samuel, who failed to secure the ball. Jackson scooped it up and raced down the left sideline to the end zone.

Jackson struck again early in the second quarter, swooping in to intercept a Newton pass intended for receiver Kelvin Benjamin that was broken up by Prince Amukamara. The ball caromed high into the air and was caught by Jackson, who deked Newton along the sideline.



TEAM/OFFENSIVE STATISTICS

Chicago Bears / Week 7 / Through Sunday, October 22, 2017 / Regular Season

Won 3, Lost 4

9/10/2017	L	17-23	Atlanta Falcons
9/17/2017	L	7-29	at Tampa Bay Buccaneers
9/24/2017	W	23-17	Pittsburgh Steelers
9/28/2017	L	14-35	at Green Bay Packers
10/9/2017	L	17-20	Minnesota Vikings
10/15/2017	W	27-24	at Baltimore Ravens
10/22/2017	W	17-3	Carolina Panthers

Total First Downs	Chicago	Opponent
Rushing	116	129
Passing	45	38
Penalty	56	76
3rd Down: Made/Att	15	15
3rd Down Pct.	31/91	39/99
4th Down: Made/Att	34.1%	39.4%
4th Down Pct.	4/7	2/3
Possession Avg.	57.1%	66.7%
Total Net Yards	29:11	30:49
Total Net Yards	1994	2109
Avg. Per Game	284.9	301.3
Total Plays	419	440
Avg. Per Play	4.8	4.8
Net Yards Rushing	884	734
Avg. Per Game	126.3	104.9
Total Rushes	212	185
Net Yards Passing	1110	1375
Avg. Per Game	158.6	196.4
Sacked/Yards Lost	17/130	21/131
Gross Yards	1240	1506
Attempts/Completions	190/119	234/147
Completion Pct.	62.6%	62.8%
Had Intercepted	6	4
Punts/Average	39/47.4	34/49.1
Net Punting Avg.	38.9	43.8
Penalties/Yards	48/373	46/375
Fumbles/Ball Lost	16/8	6/5
Touchdowns	15	16
Rushing	4	5
Passing	8	8
Returns	3	3

Score By Periods	Q1	Q2	Q3	Q4	OT	Pts		
Team	16	47	14	36	9	122		
Opponents	27	46	38	40	0	151		
Scoring	TD	Ru	Pa	Rt	PAT	FG	2Pt	Pts
C.Barth	0	0	0	0	13/13	5/8	0	28
J.Howard	4	4	0	0	0/0	0/0	0	24
E.Jackson	2	0	0	2	0/0	0/0	0	12
Z.Miller	2	0	2	0	0/0	0/0	0	12
D.Thompson	1	0	1	0	0/0	0/0	0	6
K.Wright	1	0	1	0	0/0	0/0	0	6
B.Cunningham	1	0	1	0	0/0	0/0	0	6
D.Sims	1	0	1	0	0/0	0/0	0	6
A.Amos	1	0	0	1	0/0	0/0	0	6
T.Cohen	1	0	1	0	0/0	0/0	0	6
A.Shaheen	1	0	1	0	0/0	0/0	0	6
M.Trubisky	0	0	0	0	0/0	0/0	1	2
L.Floyd	0	0	0	0	0/0	0/0	0	2
Team	15	4	8	3	13/13	5/8	1	122
Opponents	16	5	8	3	14/15	13/14	1	151

2-Pt. Conversions: Team 1/1, Opponents: 1/1
 Sacks: A.Hicks 6.0, L.Floyd 4.0, P.McPhee 4.0, D.Trevathan 2.0, W.Young 2.0, E.Goldman 1.5, B.Callahan 1.0, M.Unrein 0.5
Team: 21.0, Opponents: 17.0

Rushing	No.	Yds	Avg	Long	TD
J.Howard	139	560	4.0	53	4
T.Cohen	50	226	4.5	46	0
M.Trubisky	12	57	4.8	19	0
B.Cunningham	6	30	5.0	12	0
M.Burton	1	7	7.0	7	0
M.Glennon	4	4	1.0	2	0
Team	212	884	4.2	53	4
Opponents	185	734	4.0	58t	5

Receiving	No.	Yds	Avg	Long	TD
T.Cohen	27	228	8.4	70	1
Z.Miller	20	236	11.8	29	2
K.Wright	20	236	11.8	22	1
D.Thompson	11	125	11.4	20	1
J.Howard	11	59	5.4	10	0
J.Bellamy	10	114	11.4	17	0
D.Sims	6	98	16.3	27t	1
B.Cunningham	5	66	13.2	38t	1
T.Gentry	3	35	11.7	15	0
K.White	2	6	3.0	6	0
T.McBride	1	18	18.0	18	0
M.Wheaton	1	9	9.0	9	0
M.Burton	1	8	8.0	8	0
A.Shaheen	1	2	2.0	2t	1
Team	119	1240	10.4	70	8
Opponents	147	1506	10.2	88t	8

Interceptions	No.	Yds	Avg	Long	TD			
A.Amos	1	90	90.0	90t	1			
E.Jackson	1	76	76.0	76t	1			
B.Callahan	1	52	52.0	52	0			
D.Trevathan	1	8	8.0	8	0			
Team	4	226	56.5	90t	2			
Opponents	6	77	12.8	47	1			
Punting	No	Yds	Avg	Net	TB	In	Lg	B
P.O'Donnell	39	1849	47.4	38.9	4	14	69	0
Team	39	1849	47.4	38.9	4	14	69	0
Opponents	34	1671	49.1	43.8	2	10	67	0

Punt Returns	Ret	FC	Yds	Net	TB	In	Lg	B
T.Cohen	16	6	136	8.5	21	0	0	0
E.Jackson	2	1	6	3.0	7	0	0	0
Team	18	7	142	7.9	21	0	0	0
Opponents	18	9	251	13.9	77t	1	0	0

Kickoff Returns	No.	Yds	Avg	Long	TD
D.Thompson	11	229	20.8	29	0
B.Cunningham	4	86	21.5	25	0
T.Cohen	4	81	20.3	37	0
Team	19	396	20.8	37	0
Opponents	11	320	29.1	96t	1

Field Goals	1-19	20-29	30-39	40-49	50+
C.Barth	1/1	2/2	0/0	1/3	1/2
Team	1/1	2/2	0/0	1/3	1/2
Opponents	0/0	5/5	4/5	2/2	2/2

Fumbles Lost: M.Glennon 3, T.Cohen 2, M.Trubisky 2, Jo.Howard 1
Total: 8
 Opponent Fumble Recoveries: S.McManis 1, D.Trevathan 1, A.Hicks 1, L.Floyd 1, E.Jackson 1
Total: 5

Passing	Att	Cmp	Yds	Cmp%	Yds/Att	TD	TD%	Int	Int%	Long	Sack	Lost	Rating
M.Glennon	140	93	833	66.4%	6.0	4	2.9%	5	3.6%	29	8/	78	76.8
M.Trubisky	48	24	348	50.0%	7.3	2	4.2%	1	2.1%	70	9/	52	79.2
P.O'Donnell	1	1	38	100.0%	38.0	1	100.0%	0	0.0%	38t	0/	0	158.3
T.Cohen	1	1	21	100.0%	21.0	1	100.0%	0	0.0%	21t	0/	0	158.3
Team	190	119	1240	62.6%	6.5	8	4.2%	6	3.2%	70	17/	130	82.4
Opponents	234	147	1506	62.8%	6.4	8	3.4%	4	1.7%	88t	21/	131	85.5



CHICAGO BEARS GAME RELEASE

DEFENSIVE/SPECIAL TEAMS STATISTICS

2017 Bears Tackles

Player	G	Total	Tackles	Assists	Sacks	Yds	Stuff	Yds	FF	PD	Safeties	QBH	TFL
Christian Jones	7	40	23	17	0.0	0.0	0.5	0.5	1	1	0	1	1
Danny Trevathan	6	39	27	12	2.0	14.0	0.0	0.0	0	3	0	4	2
Kyle Fuller	7	34	30	4	0.0	0.0	0.0	0.0	0	8	0	0	0
Adrian Amos	7	30	27	3	0.0	0.0	0.0	0.0	0	3	0	0	2
Eddie Jackson	7	27	23	4	0.0	0.0	1.0	1.0	0	4	0	0	1
Akiem Hicks	7	24	18	6	6.0	39.0	2.0	6.0	0	0	0	9	8
Leonard Floyd	7	23	15	8	4.0	27.0	3.5	3.5	0	1	1	8	7
Eddie Goldman	7	22	18	4	1.5	5.5	1.0	3.0	0	0	0	3	2
Mitch Unrein	7	17	12	5	0.5	0.5	1.0	1.0	0	0	0	2	1
Bryce Callahan	7	16	12	4	1.0	12.0	0.0	0.0	1	3	0	1	0
Sam Acho	7	14	11	3	0.0	0.0	0.0	0.0	0	0	0	2	0
Prince Amukamara	5	13	12	1	0.0	0.0	0.0	0.0	0	3	0	0	0
Marcus Cooper	6	12	12	0	0.0	0.0	0.0	0.0	0	3	0	0	0
Quintin Demps	3	12	11	1	0.0	0.0	0.0	0.0	0	0	0	0	0
Pernell McPhee	7	11	11	0	4.0	20.0	0.0	0.0	1	0	0	9	4
Jerrell Freeman	1	10	7	3	0.0	0.0	1.0	1.0	0	0	0	0	1
John Timu	3	9	6	3	0.0	0.0	0.0	0.0	0	1	0	0	1
Willie Young	4	7	4	3	2.0	13.0	0.0	0.0	0	0	0	4	2
Jonathan Bullard	7	7	6	1	0.0	0.0	0.0	0.0	0	1	0	0	0
Nick Kwiatkoski	2	5	4	1	0.0	0.0	0.0	0.0	0	0	0	0	0
Jonathan Anderson	6	4	3	1	0.0	0.0	0.0	0.0	0	0	0	0	0
Roy Robertson-Harris	7	3	1	2	0.0	0.0	0.0	0.0	0	1	0	0	0
Cre'von LeBlanc	7	1	1	0	0.0	0.0	0.0	0.0	0	0	0	0	0
DeAndre Houston-Carson	5	0	0	0	0.0	0.0	0.0	0.0	1	0	0	0	0
Total	7	380	294	86	21	131	10	16	4	32	1	43	32
Opponent	7	369	307	62	17	130	33	94	10	27	0	40	45

2017 Bears Interceptions

Player	G	Int	Yds	Avg	Long	TD
Adrian Amos	7	1	90	90.0	90	1
Eddie Jackson	7	1	76	76.0	76	0
Bryce Callahan	7	1	52	52.0	52	0
Danny Trevathan	6	1	8	8.0	8	0
Total	7	4	226	56.5	90	2
Opponent	7	6	77	12.8	47	1

2017 Season Defensive Logs

		Score												
Date	Wk	Opponent	Pts	Opp	Diff	OT	Sack	Yds	Stuff	Lost	Int	Yds	TD	PD
09/10/2017	1	Atl	L	17	23	-6		2	13	2	2	0	0	4
09/17/2017	2	@TB	L	7	29	-22		2	10	2	2	0	0	2
09/24/2017	3	Pit	W	23	17	6	OT	3	23	0	0	0	0	7
09/28/2017	4	@GB	L	14	35	-21		2	10	0	0	0	0	2
10/09/2017	5	Min	L	17	20	-3		4	35	3	6	0	0	4
10/15/2017	6	@Bal	W	27	24	3	OT	3	14	1	3	2	142	1
10/22/2017	7	Car	W	17	3	14		5	26	2	3	2	84	1
		Record	Pts	Opp	Diff	OT	Sack	Yds	Stuff	Lost	Int	Yds	TD	PD
Totals		3-4	122	151	-29	-	21	131	10	16	4	226	2	32

2017 Bears Kicking

Player	G	PAT Made	PAT Att	FGM	FGA	Pct	1-19	20-29	30-39	40-49	50+	Long	Avg Att	Avg Made	Avg Miss
Connor Barth	7	13	13	5	8	62.5	1-1	2-2	0-0	1-3	1-2	54	38.4	32.2	48.7
Total	7	13	13	5	8	62.5	1-1	2-2	0-0	1-3	1-2	54	38.4	32.2	48.7
Opponent	7	14	15	13	14	92.9	0-0	5-5	4-5	2-2	2-2	50	35.1	35.1	35.0

2017 Bears Punting

Player	G	Num	Blk	Yds	Avg	TB	In20	Ret	RetYds	NetYds	NetAvg
Patrick O'Donnell	7	39	0	1849	47.4	4	14	18	251	1518	38.9
Total	7	39	0	1849	47.4	4	14	18	251	1518	38.9
Opponent	7	34	0	1671	49.1	2	10	18	142	1489	43.8

2017 Bears Kickoffs

Player	G	KO	TB	Pct	Yds	Avg	Ret	RetYds	AvgStart
Connor Barth	7	24	13	54.2	1558	64.9	11	320	27.3
Total	7	24	13	54.2	1558	64.9	11	320	27.3
Opponent	7	38	19	50.0	2406	63.3	19	396	24.7

2017 Bears Punt Returns

Player	G	Ret	FC	Yds	Avg	Long	TD
Tarik Cohen	7	16	6	136	8.5	21	0
Eddie Jackson	7	2	1	6	3.0	7	0
Total	7	18	7	142	7.9	21	0
Opponent	7	18	9	251	13.9	77	1

2017 Bears Kick Returns

Player	G	Ret	Yds	Avg	Long	TD
Deonte Thompson	5	11	229	20.8	29	0
Benny Cunningham	7	4	86	21.5	25	0
Tarik Cohen	7	4	81	20.3	37	0
Total	7	19	396	20.8	37	0
Opponent	7	11	320	29.1	96	1



CHICAGO BEARS GAME RELEASE

STATISTICS

CHICAGO BEARS 2017 GAME-BY-GAME OFFENSIVE STATS

	ATL	@TB	PIT	@GB	MIN	@BAL	CAR	@NO	GB	DET	@PHI	SF	@CIN	@DET	CLE	@MIN	Season
	9/10	9/17	9/24	9/28	10/9	10/15	10/22	10/29	11/12	11/19	11/26	12/3	12/10	12/16	12/24	12/31	Totals
First Downs	20	19	18	20	16	18	5										116
Rushing	6	1	13	7	5	10	3										45
Passing	11	16	4	11	7	5	2										56
Penalty	3	2	1	2	4	3	0										15
Third Downs	13	14	12	12	12	17	11										91
Converted	5	7	4	5	3	5	2										31
Efficiency	38.5%	50.0%	33.3%	41.7%	25.0%	29.4%	18.2%										34.1%
Fourth Downs	2	2	0	2	1	0	0										7
Converted	1	0	0	2	1	0	0										4
Efficiency	50.0%	0.0%	0.0%	100.0%	100.0%	0.0%	0.0%										57.1%
Total Net Yards	301	310	306	308	274	342	153										1,994
Plays	63	62	62	64	56	75	37										419
Avg. Per Play	4.8	5.0	4.9	4.8	4.9	4.6	4.1										4.8
Net Yards Rushing	125	20	222	103	115	231	68										884
Attempts	19	16	38	30	29	54	26										212
Avg. Per Rush	6.6	1.3	5.8	3.4	4.0	4.3	2.6										4.2
Touchdowns	1	0	2	1	0	0	0										4
Net Yards Passing	176	290	84	205	159	111	85										1,110
Sacked	4	1	2	1	1	4	4										17
Yards Lost	37	11	17	13	7	23	22										130
Gross Yards	213	301	101	218	166	134	107										1,240
Attempts	40	45	22	33	26	17	7										190
Completions	26	31	15	21	13	9	4										119
Completion Pct.	65.0%	68.9%	68.2%	63.6%	50.0%	52.9%	57.1%										62.6%
Yards Per Attempt	5.3	6.7	4.6	6.6	6.4	7.9	15.3										6.5
Touchdowns	1	1	1	1	2	2	0										8
Interceptions	0	2	1	2	1	0	0										6
Touchdowns	2	1	3	2	2	3	2										15
Rushing	1	0	2	1	0	0	0										4
Passing	1	1	1	1	2	2	0										8
Returns	0	0	0	0	0	1	2										3
Penalties	4	8	10	8	8	5	5										48
Yards Lost	40	59	73	62	55	44	40										373
Fumbles	2	2	5	2	1	4	0										16
Fumbles Lost	0	2	1	2	1	2	0										8
Punts	5	3	6	3	7	9	6										39
Gross Avg.	48.8	56.0	44.5	49.0	43.9	46.7	49.3										47.4
FGs Attempted	1	0	2	1	0	2	2										8
FGs Made	1	0	1	0	0	2	1										5
PATs Made-Att.	2-2	1-1	2-2	2-2	2-2	3-3	2-2										14-14
Kicking M-A	2-2	1-1	2-2	2-2	1-1	3-3	2-2										13-13
2-pt Rushing M-A	0-0	0-0	0-0	0-0	1-1	0-0	0-0										1-1
2-pt Passing M-A	0-0	0-0	0-0	0-0	0-0	0-0	0-0										0-0
Kickoffs-EZ-TB	4-3-3	2-2-2	3-3-2	3-3-3	3-3-1	5-3-0	4-3-2										24-20-13
Safeties	0	0	0	0	1	0	0										1
Points Scored	17	7	23	14	17	27	17										122
Time of Possession	29:26	26:49	33:59*	31:51	28:36	36:45*	21:25										29:11
	ATL	@TB	PIT	@GB	MIN	@BAL	CAR	@NO	GB	DET	@PHI	SF	@CIN	@DET	CLE	@MIN	
	9/10	9/17	9/24	9/28	10/9	10/15	10/22	10/29	11/12	11/19	11/26	12/3	12/10	12/16	12/24	12/31	

* - Overtime



STATISTICS

OPPONENT 2017 GAME-BY-GAME OFFENSIVE STATS

	ATL 9/10	@TB 9/17	PIT 9/24	@GB 9/28	MIN 10/9	@BAL 10/15	CAR 10/22	@NO 10/29	GB 11/12	DET 11/19	@PHI 11/26	SF 12/3	@CIN 12/10	@DET 12/16	CLE 12/24	@MIN 12/31	Season Totals
First Downs	18	22	19	17	17	16	20										129
Rushing	4	6	6	5	5	5	7										38
Passing	12	13	11	9	10	9	12										76
Penalty	2	3	2	3	2	2	1										15
Third Downs	11	15	11	14	15	18	15										99
Converted	5	8	4	7	6	3	6										39
Efficiency	45.5%	53.3%	36.4%	50.0%	40.0%	16.7%	40.0%										39.4%
Fourth Downs	0	0	0	1	0	1	1										3
Converted	0	0	0	1	0	1	0										2
Efficiency	0.0%	0.0%	0.0%	100.0%	0.0%	100.0%	0.0%										66.7%
Total Net Yards	372	311	282	260	300	291	293										2,109
Plays	55	67	59	53	67	70	69										440
Avg. Per Play	6.8	4.6	4.8	4.9	4.5	4.2	4.2										4.8
Net Yards Rushing	64	117	70	91	159	125	108										734
Attempts	23	34	17	24	31	26	30										185
Avg. Per Rush	2.8	3.4	4.1	3.8	5.1	4.8	3.6										4.0
Touchdowns	1	1	1	1	1	0	0										5
Net Yards Passing	308	194	212	169	141	166	185										1,375
Sacked	2	2	3	2	4	3	5										21
Yards Lost	13	10	23	10	35	14	26										131
Gross Yards	321	204	235	179	176	180	211										1,506
Attempts	30	31	39	27	32	41	34										234
Completions	21	18	22	19	22	24	21										147
Completion Pct.	70.0%	58.1%	56.4%	70.4%	68.8%	58.5%	61.8%										62.8%
Yards Per Attempt	10.7	6.6	6.0	6.6	5.5	4.4	6.2										6.4
Touchdowns	1	1	1	4	1	0	0										8
Interceptions	0	0	0	0	0	2	2										4
Touchdowns	2	3	2	5	2	2	0										16
Rushing	1	1	1	1	1	0	0										5
Passing	1	1	1	4	1	0	0										8
Returns	0	1	0	0	0	2	0										3
Penalties	8	4	6	7	9	8	4										46
Yards Lost	73	34	40	55	69	69	35										375
Fumbles	0	1	2	0	1	1	1										6
Fumbles Lost	0	1	2	0	0	1	1										5
Punts	3	3	5	5	6	7	5										34
Gross Avg.	59.3	48.7	40.6	47.6	43.0	55.0	52.6										49.1
FGs Attempted	3	3	2	0	2	3	1										14
FGs Made	3	3	1	0	2	3	1										13
PATs Made-Att.	2-2	2-3	2-2	5-5	2-2	2-2	0-0										15-16
Kicking M-A	2-2	2-3	2-2	5-5	2-2	1-1	0-0										14-15
2-pt Rushing M-A	0-0	0-0	0-0	0-0	0-0	0-0	0-0										0-0
2-pt Passing M-A	0-0	0-0	0-0	0-0	0-0	1-1	0-0										1-1
Kickoffs-EZ-TB	6-4-3	6-5-4	5-4-2	6-5-4	6-2-2	7-3-2	2-2-2										38-25-19
Safeties	0	0	0	0	0	0	0										0
Points Scored	23	29	17	35	20	24	3										151
Time of Possession	30:34	33:11	27:34*	28:09	31:24	31:09*	38:35										30:49
	ATL 9/10	@TB 9/17	PIT 9/24	@GB 9/28	MIN 10/9	@BAL 10/15	CAR 10/22	@NO 10/29	GB 11/12	DET 11/19	@PHI 11/26	SF 12/3	@CIN 12/10	@DET 12/16	CLE 12/24	@MIN 12/31	

* - Overtime

**STATISTICS****CHICAGO BEARS 2017 INDIVIDUAL GAME-HIGHS**

BEARS				OPPONENTS				
Date	Opponent	Player	No	PASSING	No	Player	Opponent	Date
9/17/17	at TB	Glennon	45	Attempts	41	Flacco	at BAL	10/15/17
9/17/17	at TB	Glennon	31	Completions	24	Flacco	at BAL	10/15/17
9/17/17	at TB	Glennon	301	Yards	321	Ryan	ATL	9/10/17
10/22/17	CAR	Trubisky	70	Long	88t	Ryan	ATL	9/10/17
10/15/17	at BAL	Last: Cohen, Trubisky	1	TDs	4	Rodgers	at GB	9/28/17
9/28/17	at GB	Last: Glennon	2	INTs	2	Last: Newton	CAR	10/22/17
Date	Opponent	Player	No	RECEIVING	No	Player	Opponent	Date
9/17/17	at TB	Last: Cohen	8	Receptions	10	Brown	PIT	9/24/17
9/17/17	at TB	Wright	69	Yards	128	Hooper	ATL	9/10/17
10/22/17	CAR	Cohen	70	Long	88t	Hooper	ATL	9/10/17
10/15/17	at BAL	Last: Miller, Sims	1	TDs	2	Nelson	at GB	9/28/17
Date	Opponent	Player	No	RUSHING	No	Player	Opponent	Date
10/15/17	at BAL	Howard	36	Rushes	19	Rodgers	at TB	9/17/17
10/15/17	at BAL	Howard	167	Yards	95	McKinnon	MIN	10/9/17
10/15/17	at BAL	Howard	53	Long	58t	McKinnon	MIN	10/9/17
9/24/17	PIT	Howard	2	TDs	1	Last: McKinnon	MIN	10/9/17
Date	Opponent	Player	No	TACKLES	No	Player	Opponent	Date
9/28/17	at GB	Trevathan	13	Total Tackles	12	Judon	at BAL	10/15/17
10/22/17	CAR	Jones	9	Solos	12	Judon	at BAL	10/15/17
9/28/17	at GB	Trevathan	7	Assists	3	Last: Mosley	at BAL	10/15/17
10/9/17	MIN	Last: Floyd, Hicks	2.0	Sacks	2.0	Judon	at BAL	10/15/17
10/9/17	MIN	Floyd	4	TFLs	4	Judon	at BAL	10/15/17
Date	Opponent	Player	No	INTERCEPTIONS	No	Player	Opponent	Date
10/22/17	CAR	Last: Jackson, Trevathan	1	INTs	1	Last: Smith	MIN	10/9/17
10/15/17	at BAL	Amos	90t	Long Return	47t	McClain	at TB	9/17/17
10/22/17	CAR	Last: Jackson	1	TDs	1	McClain	at TB	9/17/17
Date	Opponent	Player	No	PUNT RETURNS	No	Player	Opponent	Date
10/9/17	MIN	Cohen	4	Returns	5	Campanaro	at BAL	10/15/17
9/10/17	ATL	Cohen	45	Yards	132	Campanaro	at BAL	10/15/17
10/15/17	at BAL	Cohen	21	Long	77t	Campanaro	at BAL	10/15/17
				TDs	1	Campanaro	at BAL	10/15/17
Date	Opponent	Player	No	KICKOFF RETURNS	No	Player	Opponent	Date
10/15/17	at BAL	Last: Cohen	3	Returns	5	Rainey	at BAL	10/15/17
9/24/17	PIT	Thompson	69	Yards	191	Rainey	at BAL	10/15/17
10/15/17	at BAL	Cohen	37	Long	96t	Rainey	at BAL	10/15/17
				TDs	1	Rainey	at BAL	10/15/17
Date	Opponent	Player	No	FIELD GOALS	No	Player	Opponent	Date
10/22/17	CAR	Last: Barth	2	Attempts	3	Last: Tucker	at BAL	10/15/17
10/15/17	at BAL	Barth	2	Made	3	Last: Tucker	at BAL	10/15/17
9/10/17	ATL	Barth	54	Long	50	Last: Tucker	at BAL	10/15/17
Date	Opponent	Player	No	PUNTS	No	Player	Opponent	Date
10/15/17	at BAL	O'Donnell	9	Punts	7	Koch	at BAL	10/15/17
10/15/17	at BAL	O'Donnell	420	Yards	385	Koch	at BAL	10/15/17
9/17/17	at TB	O'Donnell	56.0	Average	59.3	Bosher	ATL	9/10/17
9/10/17	ATL	O'Donnell	69	Long	67	Koch	at BAL	10/15/17
10/15/17	at BAL	Last: O'Donnell	3	In-20	3	Berry	PIT	9/24/17
10/9/17	MIN	O'Donnell	2	Touchbacks	1	Last: Palardy	CAR	10/22/17



STATISTICS

CHICAGO BEARS 2017 SEASON LEADERS

PASSING		PLAYER	NO.	PLAYER	NO.
Attempts	Glennon	140		Trubisky	48
Completions	Glennon	93		Trubisky	24
Yards	Glennon	833		Trubisky	348
TDs	Glennon	4		Trubisky	2
RECEIVING		PLAYER	NO.	PLAYER	NO.
Receptions	Cohen	27		Miller, Wright	20
Yards	Miller, Wright	236		Cohen	228
TDs	Miller	2		Six tied with	1
RUSHING		PLAYER	NO.	PLAYER	NO.
Rushes	Howard	139		Cohen	50
Yards	Howard	560		Cohen	226
TDs	Howard	4			
DEFENSE		PLAYER	NO.	PLAYER	NO.
Total Tackles	Jones	40		Trevathan	39
Solos	Fuller	30		Trevathan	27
Assists	Jones	17		Trevathan	12
Sacks	Hicks	6.0		Floyd	4.0
Sack Yards	Hicks	39		Floyd	27
TFLs	Hicks	8		Floyd	7
FFs	Four tied with	1			
FRs	Five tied with	1			
PBUs	Fuller	8		Jackson	4
INTs	Four tied with	1			
TDs	Amos, Jackson	1			
Safeties	Floyd	1			
Special Teams Tackles	Cunningham	6		Anderson, Houston-Carson	4
PUNT RETURNS		PLAYER	NO.	PLAYER	NO.
Returns	Cohen	16		Jackson	2
Yards	Cohen	124		Jackson	6
TDs					
KICKOFF RETURNS		PLAYER	NO.	PLAYER	NO.
Returns	Thompson	11		Cohen, Cunningham	4
Yards	Thompson	229		Cunningham	86
TDs					
FIELD GOALS		PLAYER	NO.	PLAYER	NO.
Attempts	Barth	8			
Made	Barth	5			
PUNTS		PLAYER	NO.	PLAYER	NO.
Punts	O'Donnell	39			
Yards	O'Donnell	1,558			
Average	O'Donnell	47.4			
In-20	O'Donnell	14			
Touchbacks	O'Donnell	4			



STATISTICS

CHICAGO BEARS 2017 WEEK-BY-WEEK LEADERS

DATE	OPPONENT	Scoring	Rushing Yards	Receptions	Receiving Yards	Tackles
9/10	vs ATL	Cohen, Howard - 6	Cohen - 66	Cohen - 8	Cohen - 47	Freeman - 10
9/17	@ TB	Thompson - 6	Cohen - 13	Cohen - 8	Wright - 69	Jackson - 8
9/24	vs PIT	Howard - 12	Howard - 140	Howard - 5	Howard - 26	Trevathan - 10
9/28	@ GB	Howard, Wright - 6	Howard - 53	Thompson - 5	Wright - 51	Trevathan - 13
10/9	vs MIN	Cunningham, Miller - 6	Howard - 76	Wright - 4	Wright - 46	Jones - 9
10/15	@ BAL	Barth - 9	Howard - 167	Sims, Wight, Miller - 2	Sims - 42	Amos - 8
10/22	vs CAR	Jackson - 12	Howard - 65	Miller - 2	Cohen - 70	Jones - 11
10/29	@ NO					
11/12	vs GB					
11/19	vs DET					
11/26	@ PHI					
12/3	vs SF					
12/10	@ CIN					
12/16	@ DET					
12/24	vs CLE					
12/31	@ MIN					
Most Times Led or Tied for Lead		Howard - 3	Howard - 5	Cohen, Miller, Wright - 2	Wright - 3	Jones, Trevathan - 2

CHICAGO BEARS 2017 QUARTER-BY-QUARTER SCORING

DATE	OPPONENT	BEARS							OPPONENTS							Point		
		1	2	1H	3	4	2H	OT	TOT	1	2	1H	3	4	2H	OT	TOT	Differential
9/10	vs ATL	0	10	10	0	7	7	-	17	3	7	10	3	10	13	-	23	-6
9/17	@ TB	0	0	0	0	7	7	-	7	10	16	26	0	3	3	-	29	-22
9/24	vs PIT	7	10	17	0	0	0	6	23	0	7	7	7	3	10	0	17	+6
9/28	@ GB	0	7	7	0	7	7	-	14	14	7	21	7	7	14	-	35	-21
10/9	vs MIN	2	0	2	7	8	15	-	17	0	3	3	14	3	17	-	20	-3
10/15	@ BAL	0	10	10	7	7	14	3	27	0	3	3	7	14	21	0	24	+3
10/22	vs CAR	7	10	17	0	0	0	-	17	0	3	3	0	0	0	-	3	+14
10/29	@ NO																	
11/12	vs GB																	
11/19	vs DET																	
11/26	@ PHI																	
12/3	vs SF																	
12/10	@ CIN																	
12/16	@ DET																	
12/24	vs CLE																	
12/31	@ MIN																	
Regular Season Totals		16	47	63	14	36	50	9	122	27	46	73	38	40	78	0	151	-29



STATISTICS

CHICAGO BEARS 2017 RED ZONE EFFICIENCY

BEARS RED ZONE STATS														GOAL - TO - GO				
DATE	OPPONENT	Drives In		Scoring		TDs	TD %	FGs	FGs	FG	Turnovers	Downs	Time	Avg. Points	Drives	TDs	TD %	FGs
		Red Zone	Scores	%	%													
9/10	vs ATL	3	2	66.7%	2	66.7%	0	0	0	0	1	0	4.7	2	1	50.0%	0	
9/17	@ TB	3	1	33.3%	1	33.3%	0	0	0	0	2	0	2.3	0	0	0.0%	0	
9/24	vs PIT	4	4	100.0%	3	75.0%	1	0	0	0	0	0	6.0	3	2	66.7%	1	
9/28	@ GB	2	2	100.0%	2	100.0%	0	0	0	0	0	0	7.0	1	1	100.0%	0	
10/9	vs MIN	0	0	0.0%	0	0.0%	0	0	0	0	0	0	0.0	0	0	0.0%	0	
10/15	@ BAL	1	1	100.0%	0	0.0%	1	0	0	0	0	0	3.0	0	0	0.0%	0	
10/22	vs CAR	1	1	100.0%	0	0.0%	1	0	0	0	0	0	3.0	1	0	0.0%	1	
10/29	@ NO																	
11/12	vs GB																	
11/19	vs DET																	
11/26	@ PHI																	
12/3	vs SF																	
12/10	@ CIN																	
12/16	@ DET																	
12/24	vs CLE																	
12/31	@ MIN																	
Totals		14	11	78.6%	8	57.1%	3	0	0	0	3	0	4.6	7	4	57.1%	2	

OPPONENT RED ZONE STATS														GOAL - TO - GO				
DATE	OPPONENT	Drives In		Scoring		TDs	TD %	FGs	FGs	FG	Turnovers	Downs	Time	Avg. Points	Drives	TDs	TD %	FGs
		Red Zone	Scores	%	%													
9/10	vs ATL	3	3	100.0%	1	33.3%	2	0	0	0	0	0	4.3	2	1	50.0%	1	
9/17	@ TB	5	4	80.0%	2	40.0%	2	0	0	1	0	0	4.0	2	1	50.0%	1	
9/24	vs PIT	4	3	75.0%	2	50.0%	1	0	1	0	0	0	4.2	2	2	100.0%	0	
9/28	@ GB	5	5	100.0%	5	100.0%	0	0	0	0	0	0	7.0	4	4	100.0%	0	
10/9	vs MIN	3	3	100.0%	1	33.3%	2	0	0	0	0	0	4.3	0	0	0.0%	0	
10/15	@ BAL	2	2	100.0%	0	0.0%	2	0	0	0	0	0	3.0	2	0	0.0%	2	
10/22	vs CAR	2	1	50.0%	0	0.0%	1	0	0	0	0	1	1.5	0	0	0.0%	0	
10/29	@ NO																	
11/12	vs GB																	
11/19	vs DET																	
11/26	@ PHI																	
12/3	vs SF																	
12/10	@ CIN																	
12/16	@ DET																	
12/24	vs CLE																	
12/31	@ MIN																	
Totals		24	21	87.5%	11	45.8%	10	0	1	1	0	1	4.5	12	8	66.7%	4	



STATISTICS

CHICAGO BEARS 2017 DRIVE ENGINEERING

BEARS OFFENSIVE DRIVES																	
DATE	OPPONENT	Total		FGs	Miss	Block	Punt	Block	INT	Fumble	Downs	Time	Safety	Points	Scoring	1st Half	2nd Half
		Drives	TDs														
9/10	vs ATL	9	2	1	0	0	5	0	0	0	1	0	0	17	33.3%	Punt	Punt
9/17	@ TB	9	1	0	0	0	3	0	2	1	2	0	0	7	11.1%	INT	Punt
9/24	vs PIT	13	3	1	1	0	6	0	1	1	0	0	0	23	30.8%	Punt	Punt
9/28	@ GB	11	2	0	1	0	3	0	2	2	0	1	0	14	18.2%	Fumble	Missed FG
10/9	vs MIN	12	2	0	0	0	7	0	1	1	0	1	0	17	16.7%	Punt	TD
10/15	@ BAL	16	2	2	0	0	9	0	0	2	0	1	0	20	25.0%	Punt	Punt
10/22	vs CAR	9	0	1	1	0	6	0	0	0	0	1	0	3	11.1%	Punt	Punt
10/29	@ NO																
11/12	vs GB																
11/19	vs DET																
11/26	@ PHI																
12/3	vs SF																
12/10	@ CIN																
12/16	@ DET																
12/24	vs CLE																
12/31	@ MIN																
Totals		79	12	5	3	0	39	0	6	7	3	4	0	101	21.5%	0	7

Drives aborted as a result of return TD:

OPPONENT OFFENSIVE DRIVES																	
DATE	OPPONENT	Total		FGs	Miss	Block	Punt	Block	INT	Fumble	Downs	Time	Safety	Points	Scoring	1st Half	2nd Half
		Drives	TDs														
9/10	vs ATL	10	2	3	0	0	3	0	0	0	0	2	0	23	50.0%	FG	Punt
9/17	@ TB	10	2	3	0	0	3	0	0	1	0	1	0	29	50.0%	FG	Fumble
9/24	vs PIT	11	2	1	0	1	5	0	0	1	0	1	0	17	27.3%	Punt	Punt
9/28	@ GB	11	5	0	0	0	5	0	0	0	0	1	0	35	45.5%	TD	TD
10/9	vs MIN	12	2	2	0	0	6	0	0	0	0	1	1	20	33.3%	Punt	TD
10/15	@ BAL	14	0	3	0	0	7	0	2	1	0	1	0	24	21.4%	Punt	Punt
10/22	vs CAR	11	0	1	0	0	5	0	2	1	1	1	0	3	9.1%	Fumble	Downs
10/29	@ NO																
11/12	vs GB																
11/19	vs DET																
11/26	@ PHI																
12/3	vs SF																
12/10	@ CIN																
12/16	@ DET																
12/24	vs CLE																
12/31	@ MIN																
Totals		79	13	13	0	1	34	0	4	4	1	8	1	151	32.9%	13	14

Drives aborted as a result of return TD: B.Rainey 96 yd. kickoff return; M.Campanaro 77 yd. punt return.



STATISTICS

CHICAGO BEARS 2017 TURNOVER RATIO

	TAKE-AWAYS			POINTS OFF TURNOVERS				Total
	INTs	Fumbles	Total	Scores	TDs	FGs	Conv. %	Points
BEARS	4	5	9	6	5	1	66.7%	38
OPPONENTS	6	8	14	8	5	3	57.1%	44

DATE	OPPONENT	TAKE-AWAYS			GIVE-AWAYS			Net	Result
		INTs	Fumbles	Total	INTs	Fumbles	Total	Differential	
9/10	vs ATL	0	0	0	0	0	0	0	L
9/17	@ TB	0	1	1	2	2	4	-3	L
9/24	vs PIT	0	2	2	1	1	2	0	W
9/28	@ GB	0	0	0	2	2	4	-4	L
10/9	vs MIN	0	0	0	1	1	2	-2	L
10/15	@ BAL	2	1	3	0	2	2	1	W
10/22	vs CAR	2	1	3	0	0	0	3	W
10/29	@ NO								
11/12	vs GB								
11/19	vs DET								
11/26	@ PHI								
12/3	vs SF								
12/10	@ CIN								
12/16	@ DET								
12/24	vs CLE								
12/31	@ MIN								
Totals		4	5	9	6	8	14	-5	3-4



STATISTICS

CHICAGO BEARS 2017 SCORING DRIVES

DATE	OPPONENT	OBTAINED	SCORING PLAY	PAT	NET		DRIVE	SCORE		TIME	
					PLAYS	YARDS	TIME	CHI-OPP	QTR		LEFT
9/10/17	ATL	Punt	C.Barth 54 yd. FG		10	41	4:24	3-3	2	14:55	1
9/10/17	ATL	Kickoff	J.Howard 4 yd. run	C.Barth kick	7	75	4:15	10-10	2	0:14	2
9/10/17	ATL	Kickoff	T.Cohen 19 yd. pass from M.Glennon	C.Barth kick	9	75	4:29	17-20	4	7:26	3
9/17/17	at TB	Punt	D.Thompson 14 yd. pass from M.Glennon	C.Barth kick	7	62	2:07	7-29	4	1:43	4
9/24/17	PIT	Muffed Punt	J.Howard 3 yd. run	C.Barth kick	6	29	3:24	7-0	1	9:09	5
9/24/17	PIT	Kickoff	A.Shaheen 2 yd. pass from M.Glennon	C.Barth kick	9	75	4:59	14-7	2	0:43	6
9/24/17	PIT	Fumble	C.Barth 24 yd. FG		1	-4	0:00	17-7	2	0:00	7
9/24/17	PIT	Kickoff	J.Howard 19 yd. run	C.Barth kick	4	74	1:33	23-17	OT	8:27	8
9/28/17	at GB	Punt	K.Wright 5 yd. pass from M.Glennon	C.Barth kick	7	72	1:33	7-21	2	0:08	9
9/28/17	at GB	Kickoff	J.Howard 3 yd. run	C.Barth kick	15	75	8:53	14-35	4	6:01	10
10/9/17	MIN	Kickoff	B.Cunningham 38 yd. pass from P.O'Donnell	C.Barth kick	7	75	2:53	9-10	3	5:23	11
10/9/17	MIN	Kickoff	Z.Miller 20 yd. pass from M.Trubisky	M.Trubisky run	11	79	6:07	17-17	4	12:24	12
10/15/17	at BAL	FG	C.Barth 24 yd. FG		10	60	4:19	3-0	2	10:54	13
10/15/17	at BAL	INT	Z.Miller 21 yd. pass from T.Cohen	C.Barth kick	2	20	0:43	10-0	2	2:53	14
10/15/17	at BAL	Kickoff	D.Sims 27 yd. pass from M.Trubisky	C.Barth kick	7	66	3:41	17-3	3	6:01	15
10/15/17	at BAL	Punt	C.Barth 40 yd. FG		8	71	5:40	27-24	OT	0:00	16
10/22/17	CAR	Kickoff	C.Barth 19 yd. FG		5	74	2:08	17-3	2	1:10	17
											18
											19
											20
											21
											22
											23
											24
											25
											26
											27
											28
											29
											30
											31
											32
											33
											34
											35
											36
											37
											38
											39
											40
											41
											42
											43
											44
											45
											46
											47
											48
											49
											50
											51
											52
											53
											54
											55
											56
											57
											58
											59
											60
TOTALS						125	1019				



STATISTICS

OPPONENTS 2017 SCORING DRIVES

DATE	OPPONENT	OBTAINED	SCORING PLAY	PAT	PLAYS	NET YARDS	DRIVE TIME	SCORE CHI-OPP	QTR	TIME LEFT	#
9/10/17	ATL	Kickoff	M.Bryant 48 yd. FG		11	62	7:04	0-3	1	7:56	1
9/10/17	ATL	Punt	D.Freeman 5 yd. run	M.Bryant kick	11	83	6:59	3-10	2	4:29	2
9/10/17	ATL	Punt	M.Bryant 28 yd. FG		13	76	6:29	10-13	3	2:10	3
9/10/17	ATL	Punt	A.Hooper 88 yd. pass from M.Ryan	M.Bryant kick	3	95	0:59	10-20	4	11:55	4
9/10/17	ATL	Kickoff	M.Bryant 37 yd. FG		9	56	4:02	17-23	4	3:24	5
9/17/17	at TB	Kickoff	N.Folk 42 yd. FG		13	51	6:02	0-3	1	8:58	6
9/17/17	at TB	Fumble	M.Evens 13 yd. pass from J.Winston	N.Folk kick	1	13	0:05	0-10	1	0:10	7
9/17/17	at TB	Fumble	J.Rodgers 1 yd. run	N.Folk kick	9	35	3:56	0-17	2	7:30	8
9/17/17	at TB	Punt	N.Folk 50 yd. FG		8	48	1:04	0-26	2	0:00	9
9/17/17	at TB	Punt	N.Folk 23 yd. FG		16	87	8:36	0-29	4	12:26	10
9/24/17	PIT	Punt	A.Brown 7 yd. pass from B.Roethlisberger	C.Boswell kick	13	77	7:11	7-7	2	5:42	11
9/24/17	PIT	Fumble	L.Bell 1 yd. run	C.Boswell kick	6	16	2:42	17-14	3	6:43	12
9/24/17	PIT	INT	C.Boswell 32 yd. FG		4	7	0:54	17-17	4	8:03	13
9/28/17	at GB	Kickoff	D.Adams 5 yd. pass from A.Rodgers	M.Crosby kick	10	75	5:11	0-7	1	9:49	14
9/28/17	at GB	Fumble	R.Cobb 2 yd. Pass from A.Rodgers	M.Crosby kick	3	3	0:45	0-14	1	8:56	15
9/28/17	at GB	INT	A.Jones 2 yd. run	M.Crosby kick	2	60	0:45	0-21	2	4:48	16
9/28/17	at GB	Missed FG	J.Nelson 4 yd. pass from A.Rodgers	M.Crosby kick	13	63	7:43	7-28	3	4:09	17
9/28/17	at GB	INT	J.Nelson 8 yd. pass from A.Rodgers	M.Crosby kick	6	42	2:51	7-35	4	14:54	18
10/9/17	MIN	Fumble	K.Forbath 26 yd. FG		4	5	1:26	2-3	2	1:02	19
10/9/17	MIN	Kickoff	K.Rudolph 13 yd. pass from C.Keenum	K.Forbath kick	13	75	6:44	2-10	3	8:16	20
10/9/17	MIN	Kickoff	J.McKinnon 58 yd. run	K.Forbath kick	5	82	1:52	9-17	3	3:31	21
10/9/17	MIN	INT	K.Forbath 26 yd. FG		6	20	2:08	17-20	4	0:12	22
10/15/17	at BAL	Punt	J.Tucker 27 yd. FG		12	55	1:37	10-3	2	0:03	23
10/15/17	at BAL	Fumble	J.Tucker 31 yd. FG		10	26	3:58	17-13	4	11:26	24
10/15/17	at BAL	Kickoff	J.Tucker 50 yd. FG		10	44	2:12	24-16	4	2:56	25
10/22/17	CAR	Kickoff	G.Gano 36 yd. FG		16	56	9:10	14-3	2	3:18	26
											27
											28
											29
											30
											31
											32
											33
											34
											35
											36
											37
											38
											39
											40
											41
											42
											43
											44
											45
											46
											47
											48
											49
											50
											51
											52
											53
											54
											55
											56
											57
											58
											59
											60
TOTALS					227	1312					



STATISTICS

CHICAGO BEARS 2017 BIG PASSING PLAYS

BEARS COMPLETIONS OF 20 OR MORE YARDS						OPPONENT COMPLETIONS OF 20 OR MORE YARDS						
DATE	OPPONENT	QTR	PASSER	RECEIVER	YARDS	#	YARDS	RECEIVER	PASSER	QTR	OPPONENT	DATE
10/22/17	CAR	2	Trubisky	Cohen	70	1	88	Hooper	Ryan	4	ATL	9/10/17
10/9/17	MIN	3	O'Donnell	Cunningham	38	2	58	Nelson	Rodgers	2	at GB	9/28/17
9/28/17	at GB	2	Glennon	Miller	29	3	40	Hooper	Ryan	4	ATL	9/10/17
10/15/17	at BAL	3	Trubisky	Sims	27	4	37	Benjamin	Newton	2	CAR	10/22/17
10/22/17	CAR	1	Trubisky	Miller	24	5	26	Bennett	Rodgers	1	at GB	9/28/17
9/10/17	ATL	2	Glennon	Sims	22	6	26	Cobb	Rodgers	3	at GB	9/28/17
9/28/17	at GB	3	Glennon	Wright	22	7	25	Jones	Ryan	2	ATL	9/10/17
10/15/17	at BAL	2	Cohen	Miller	21	8	25	Smith-Schuster	Roethlisberger	4	PIT	9/24/17
10/9/17	MIN	4	Trubisky	Miller	20	9	23	Brown	Roethlisberger	2	PIT	9/24/17
9/17/17	at TB	4	Glennon	Thompson	20	10	22	Brown	Roethlisberger	2	PIT	9/24/17
						11	21	Jackson	Winston	2	at TB	9/17/17
						12	20	Coleman	Ryan	3	ATL	9/10/17
						13	20	Funchess	Newton	2	CAR	10/22/17
						14	20	McCaffery	Newton	3	CAR	10/22/17
						15	20	Samuel	Newton	3	CAR	10/22/17
						16						
						17						
						18						
						19						
						20						
						21						
						22						
						23						
						24						
						25						
						26						
						27						
						28						
						29						
						30						
						31						
						32						
						33						
						34						
						35						
						36						
						37						
						38						
						39						
						40						
						41						
						42						
						43						
						44						
						45						
						46						
						47						
						48						
						49						
						50						
						51						
						52						
						53						
						54						
						55						
						56						
						57						
						58						
						59						
						60						



STATISTICS

CHICAGO BEARS 2017 BIG RUSHING PLAYS

BEARS RUSHES OF 10 OR MORE YARDS						OPPONENT RUSHES OF 10 OR MORE YARDS					
DATE	OPPONENT	QTR	RUSHER	YARDS	#	YARDS	RUSHER	QTR	OPPONENT	DATE	
10/15/17	at BAL	OT	Howard	53	1	58t	McKinnon	3	MIN	10/9/17	
9/10/17	ATL	2	Cohen	46	2	30	Collins	2	at BAL	10/15/17	
9/24/17	PIT	OT	Cohen	36	3	22	Keenum	4	MIN	10/9/17	
9/24/17	PIT	2	Cohen	26	4	14	Barber	3	at TB	9/17/17	
9/24/17	PIT	OT	Howard	19t	5	14	Newton	1	CAR	10/22/17	
10/15/17	at BAL	2	Trubisky	19	6	13	Ryan	1	ATL	9/10/17	
9/10/17	ATL	3	Cohen	18	7	13	Bell	4	PIT	9/24/17	
9/24/17	PIT	OT	Howard	18	8	13	Stewart	2	CAR	10/22/17	
9/24/17	PIT	3	Howard	17	9	12	Allen	2	at BAL	10/15/17	
9/28/17	at GB	2	Howard	16	10	12	Newton	3	CAR	10/22/17	
9/10/17	ATL	1	Cohen	15	11	11	Allen	4	at BAL	10/15/17	
9/24/17	PIT	3	Howard	15	12	11	Montgomery	1	at GB	9/28/17	
9/24/17	PIT	1	Howard	13	13	11	Jones	3	at GB	9/28/17	
9/24/17	PIT	2	Howard	13	14	11	Thielen	3	MIN	10/9/17	
10/9/17	MIN	3	Trubisky	13	15	10	Rodgers	3	at TB	9/17/17	
10/9/17	MIN	3	Howard	13	16	10	Stewart	2	CAR	10/22/17	
9/28/17	at GB	4	Cunningham	12	17						
10/22/17	CAR	4	Howard	11	18						
10/15/17	at BAL	3	Howard	11	19						
10/9/17	MIN	1	Howard	11	20						
9/10/17	ATL	1	Howard	11	21						
9/24/17	PIT	1	Howard	11	22						
					23						
					24						
					25						
					26						
					27						
					28						
					29						
					30						
					31						
					32						
					33						
					34						
					35						
					36						
					37						
					38						
					39						
					40						
					41						
					42						
					43						
					44						
					45						
					46						
					47						
					48						
					49						
					50						
					51						
					52						
					53						
					54						
					55						
					56						
					57						
					58						
					59						
					60						



STATISTICS

CHICAGO BEARS 2017 BIG RETURN PLAYS

BEARS INTERCEPTION RETURNS OF 20 OR MORE YARDS						OPPONENT INTERCEPTION RETURNS OF 20 OR MORE YARDS						
DATE	OPPONENT	QTR	PASSER	RETURNER	YARDS	#	YARDS	RETURNER	PASSER	QTR	OPPONENT	DATE
10/15/17	at BAL	4	Flacco	Amos	90	1	47	McClain	Glennon	2	at TB	9/17/17
10/22/17	CAR	2	Newton	Jackson	76	2	22	Alexander	Glennon	1	at TB	9/17/17
10/15/17	at BAL	2	Flacco	Callahan	52	3						
						4						
						5						
						6						
						7						
						8						
						9						
						10						
BEARS FUMBLE RETURNS OF 20 OR MORE YARDS						OPPONENT FUMBLE RETURNS OF 20 OR MORE YARDS						
DATE	OPPONENT	QTR	FUMBLED BY	RETURNER	YARDS	#	YARDS	RETURNER	FUMBLED BY	QTR	OPPONENT	DATE
10/22/17	CAR	1	Newton	Jackson	75	1						
9/17/17	at TB	3	Sims III	Floyd	21	2						
						3						
						4						
						5						
BEARS PUNT RETURNS OF 20 OR MORE YARDS						OPPONENT PUNT RETURNS OF 20 OR MORE YARDS						
DATE	OPPONENT	QTR		RETURNER	YARDS	#	YARDS	RETURNER		QTR	OPPONENT	DATE
10/15/17	at BAL	3		Cohen	21	1	77	Campanaro		4	at BAL	10/15/17
						2	21	Sherels		2	MIN	10/9/17
						3						
						4						
						5						
						6						
						7						
						8						
						9						
						10						
BEARS KICKOFF RETURNS OF 30 OR MORE YARDS						OPPONENT KICKOFF RETURNS OF 30 OR MORE YARDS						
DATE	OPPONENT	QTR		RETURNER	YARDS	#	YARDS	RETURNER		QTR	OPPONENT	DATE
10/15/17	at BAL	4		Cohen	37	1	96	Rainey		3	at BAL	10/15/17
						2						
						3						
						4						
						5						
						6						
						7						
						8						
						9						
						10						



STATISTICS

2017 REPLAY CHALLENGES

R.A. = (Booth) Replay Assistant

#	Date	Opponent	Quarter	Time on Clock	Line of Scrimmage	Original Play	Challenge by	Challenge Result	Play Result
1	9/10/17	ATL	4	0:56	ATL 42	M.Grennon pass incomplete to D. Thompson	R.A.	Upheld	
2	9/10/17	ATL	4	0:39	ATL 28	M.Grennon pass incomplete to T. Cohen	R.A.	Upheld	
3	9/17/17	at TB	2	4:21	CHI 41	R.McClain 47 yd. INT return TD	R.A.	Upheld	
4	9/17/17	at TB	3	8:26	CHI 18	C.Sims III fumbles, recovered by L.Floyd	R.A.	Upheld	
5	9/24/17	PIT	2	0:06	CHI 18	M.Cooper fumbles OB in EZ, touchback	R.A.	Reversed	Penalty on PIT J.Berry, Illegal Bat enforced at PIT 1
6	9/24/17	PIT	3	9:34	CHI 25	J.Howard fumbles, recovered by R.Shazier	R.A.	Upheld	
7	9/24/17	PIT	OT	9:14	CHI 27	T.Cohen ran OB at PIT 37 for 36 yds.	R.A.	Upheld	
8	9/28/17	at GB	1	1:01	GB 11	J.Vogel punts 47 yds. To CHI 42, downed by J.Janis	GB	Upheld	
9	9/28/17	at GB	3	9:52	CHI 40	A.Rodgers pass to M.Bennett for 7 yds.	CHI	Reversed	A.Rodgers pass to M.Bennett for 7 yds.
10	10/9/17	MIN	3	5:45	MIN 38	M.Trubisky pass to M.Wheaton for 13 yds.	MIN	Reversed	M.Trubisky pass incomplete
11	10/15/17	at BAL	3	6:06	Kickoff	B.Rainey 96 yard return TD	R.A.	Upheld	
12	10/15/17	at BAL	4	5:29	CHI 30	A.Amos 90 yd. INT return TD	R.A.	Upheld	
13	10/22/17	CAR	2	1:18	CAR 2	M.Trubisky 2 yd. TD run	R.A.	Reversed	M.Trubisky 1 yd. run
14									
15									
16									
17									
18									
19									
20									
21									
22									
23									
24									
25									

Bears All-Time Challenges

Year	Challenges	Reversed	Pct.
2017	1	1	100.0%
2016	6	2	33.3%
2015	4	1	25.0%
2014	2	1	50.0%
2013	5	3	60.0%
2012	4	1	25.0%
2011	6	4	66.7%
2010	6	1	16.7%
2009	10	2	20.0%
2008	10	4	40.0%
2007	6	3	50.0%
2006	9	3	33.3%
2005	8	1	12.5%
2004	10	4	40.0%
2003	6	2	33.3%
2002	5	3	60.0%
2001	4	1	25.0%
2000	5	2	40.0%
1999	5	2	40.0%
TOTAL	112	41	36.6%

Opponent All-Time Challenges

Year	Challenges	Reversed	Pct.
2017	2	1	50.0%
2016	4	1	25.0%
2015	8	5	62.5%
2014	7	2	28.6%
2013	4	2	50.0%
2012	4	3	75.0%
2011	11	6	54.5%
2010	11	2	18.2%
2009	6	2	33.3%
2008	13	8	61.5%
2007	9	4	44.4%
2006	6	3	50.0%
2005	8	2	25.0%
2004	6	3	50.0%
2003	6	0	0.0%
2002	10	8	80.0%
2001	3	1	33.3%
2000	8	1	12.5%
1999	4	0	0.0%
TOTAL	130	54	41.5%

Replay Assistant All-Time Challenges

Year	Challenges	Upheld in Bears favor	Reversed in Bears favor
2017	10	2	1
2016	4	0	1
2015	15	3	4
2014	19	4	3
2013	16	7	0
2012	23	7	5
2011	7	2	0
2010	7	4	0
2009	1	0	0
2008	9	2	2
2007	9	2	2
2006	7	3	3
2005	1	1	0
2004	1	0	0
2003	4	2	1
2002	8	3	0
2001	7	4	1
2000	7	2	1
1999	8	2	0
TOTAL	163	50	24



CHICAGO BEARS GAME RELEASE

STATISTICS

CHICAGO BEARS 2017 WEEK-BY-WEEK NFL RANKINGS

OFFENSE								
Week	Total Yds per GM	Rush Yds per GM	Pass Yds per GM	1st DNs per GM	Points per GM	PCT had INT	Sacks per PA	3rd DN EFF
1	301.0	125.0	176.0	20.0	17.0	0.0%	0.10	38.5%
2	16	8	211	121	201	11	221	151
3	305.0	121.7	183.3	19.0	15.7	2.8%	0.07	41.0%
4	306.3	117.5	188.8	19.3	15.3	3.6%	0.06	41.2%
5	299.8	117.0	182.8	18.6	15.6	3.6%	0.05	38.1%
6	306.8	136.0	170.8	18.5	17.5	3.3%	0.07	36.3%
7	284.9	126.3	158.6	16.6	17.4	3.2%	0.09	34.1%
8	30	7	31	301	26	25	22	28
9								
10								
11								
12								
13								
14								
15								
16								
17								

SPECIAL TEAMS				
RETURNS				
Week	Punt Ret. Avg.	KR Avg.	Gross Punt Avg.	Net Punt Avg.
1	15.0	23.3	48.8	40.0
2	4	8	7	19
3	11.0	22.6	51.5	41.4
4	7	12	2	141
5	9.2	22.8	45.5	41.6
6	13	12	6	15
7	7.8	23.4	48.6	42.6
8	12	9	4	9
9	7.3	20.8	47.2	39.6
10	18	19	11	27
11	6	8.1	20.8	47.1
12	16	18	9	30
13	7.9	20.8	47.4	38.9
14	17	19	9	27
15				
16				
17				

DEFENSE								
Week	Total Yds per GM	Rush Yds per GM	Pass Yds per GM	1st DNs per GM	Points per GM	PCT had INT	Sacks per PA	3rd DN EFF
1	372.0	64.0	308.0	18.0	23.0	0.0%	0.06	45.5%
2	341.5	90.5	251.0	20.0	26.0	0.0%	0.07	50.0%
3	321.7	83.7	238.0	19.7	23.0	0.0%	0.07	45.9%
4	306.3	85.5	220.8	19.0	26.0	0.0%	0.07	47.1%
5	305.0	100.2	204.8	18.6	24.8	0.0%	0.08	45.5%
6	302.7	104.3	198.3	18.2	24.7	1.0%	0.08	39.3%
7	301.3	104.9	196.4	18.4	21.6	1.7%	0.09	39.4%
8	7	11	9	101	14	25	8	16
9								
10								
11								
12								
13								
14								
15								
16								
17								

COVERAGE				
Week	Punt Ret. Avg.	KR Avg.	Gross Punt Avg.	Net Punt Avg.
1	12.0	11.0	59.3	44.5
2	26	101	30	241
3	13.7	11.0	54.0	44.8
4	27	4	31	31
5	9.3	17.5	47.9	41.1
6	23	7	26	17
7	8.7	17.5	47.8	42.7
8	24	3	28	24
9	10.2	21.5	46.5	41.6
10	25	141	23	18
11	15.6	30.8	48.6	43.4
12	32	32	30	28
13	13.9	29.1	49.1	43.8
14	30	32	30	29
15				
16				
17				



STATISTICS

CHICAGO BEARS 2017 RECORD WHEN ...

SITUATIONS	2008	2009	2010	2011	2012	2013	2014	2015	2016	2017
REGULAR SEASON	9 - 7	7 - 9	11 - 5	8 - 8	10 - 6	8 - 8	5 - 11	6 - 10	3 - 13	3 - 4
POST-SEASON			1 - 1							
HOME	6 - 2	5 - 3	5 - 3	5 - 3	5 - 3	5 - 3	2 - 6	1 - 7	3 - 5	2 - 2
ROAD	3 - 5	2 - 6	6 - 2	3 - 5	5 - 3	3 - 5	3 - 5	5 - 3	0 - 8	1 - 2
vs. NFC Central/North	4 - 2	3 - 3	5 - 1	3 - 3	3 - 3	2 - 4	1 - 5	1 - 5	2 - 4	0 - 2
HOME	3 - 0	2 - 1	3 - 0	2 - 1	2 - 1	1 - 2	1 - 2	0 - 3	2 - 1	0 - 1
ROAD	1 - 2	1 - 2	2 - 1	1 - 2	1 - 2	1 - 2	0 - 3	1 - 2	0 - 3	0 - 1
vs. NFC	7 - 5	5 - 7	8 - 4	7 - 5	7 - 5	4 - 8	4 - 8	3 - 9	3 - 9	1 - 4
HOME	5 - 1	3 - 3	4 - 2	4 - 2	4 - 2	3 - 3	2 - 4	0 - 7	3 - 3	1 - 2
ROAD	2 - 4	2 - 4	4 - 2	3 - 3	3 - 3	1 - 5	2 - 4	3 - 2	0 - 6	0 - 2
vs. AFC	2 - 2	2 - 2	3 - 1	1 - 3	3 - 1	4 - 0	1 - 3	3 - 1	0 - 4	2 - 0
HOME	1 - 1	2 - 0	1 - 1	1 - 1	1 - 1	2 - 0	0 - 2	1 - 1	0 - 2	1 - 0
ROAD	1 - 1	0 - 2	2 - 0	0 - 2	2 - 0	2 - 0	1 - 1	2 - 0	0 - 2	1 - 0
OUTDOORS	7 - 5	6 - 7	8 - 5	7 - 6	8 - 5	8 - 5	4 - 10	5 - 9	3 - 8	3 - 4
DOMES	2 - 2	1 - 2	3 - 0	1 - 2	2 - 1	0 - 3	1 - 1	1 - 1	0 - 5	0 - 0
NATURAL GRASS	6 - 5	5 - 4	7 - 3	6 - 5	8 - 4	7 - 5	3 - 7	4 - 7	3 - 8	3 - 3
ARTIFICIAL SURFACE	3 - 2	2 - 5	4 - 2	2 - 3	2 - 2	1 - 3	2 - 4	2 - 3	0 - 7	0 - 1
Positive Turnover Margin	4 - 1	6 - 1	7 - 0	4 - 2	9 - 3	5 - 0	4 - 2	2 - 2	1 - 2	2 - 0
Negative Turnover Margin	2 - 2	0 - 6	3 - 2	1 - 4	1 - 3	2 - 4	1 - 9	3 - 5	1 - 10	0 - 3
Equal Turnover Margin	3 - 4	1 - 2	1 - 3	3 - 2	0 - 0	1 - 4	0 - 0	1 - 3	1 - 1	1 - 1
SCORE FIRST	6 - 5	4 - 1	6 - 3	5 - 3	7 - 2	3 - 3	1 - 3	1 - 3	2 - 6	3 - 1
OPP. SCORES FIRST	3 - 2	3 - 8	5 - 2	3 - 5	3 - 4	5 - 5	4 - 8	5 - 7	1 - 7	0 - 3
ALLOW 0-17 POINTS	5 - 0	3 - 1	6 - 3	4 - 2	5 - 2	0 - 0	3 - 1	3 - 1	3 - 1	2 - 0
ALLOW 18+ POINTS	4 - 7	4 - 8	5 - 2	4 - 6	5 - 4	8 - 8	2 - 10	3 - 9	0 - 12	1 - 4
SCORE 0-17 POINTS	0 - 4	2 - 7	1 - 4	1 - 6	1 - 6	0 - 1	0 - 7	1 - 2	1 - 9	1 - 3
SCORE 18+ POINTS	9 - 3	5 - 2	10 - 1	7 - 2	9 - 0	8 - 7	5 - 4	5 - 8	2 - 4	2 - 1
3-POINT GAMES OR LESS	2 - 3	1 - 0	2 - 2	0 - 1	2 - 0	3 - 2	0 - 1	3 - 4	1 - 3	1 - 1
7-POINT GAMES OR LESS	5 - 5	3 - 5	6 - 3	4 - 2	2 - 3	5 - 2	0 - 4	4 - 6	0 - 3	2 - 2
IN OVERTIME	2 - 1	1 - 0	0 - 0	0 - 1	0 - 1	1 - 1	0 - 1	0 - 2	0 - 0	2 - 0
WIN COIN TOSS	4 - 5	5 - 1	6 - 5	4 - 5	5 - 4	4 - 4	3 - 5	2 - 5	2 - 5	3 - 3
LOSE COIN TOSS	5 - 2	2 - 8	5 - 0	4 - 3	5 - 2	4 - 4	2 - 6	4 - 5	1 - 8	0 - 1
LEAD AFTER 1st QTR	6 - 4	3 - 0	6 - 0	6 - 1	8 - 1	2 - 3	1 - 2	1 - 0	2 - 4	2 - 1
TRAIL AFTER 1st QTR	0 - 3	3 - 5	3 - 2	1 - 3	0 - 3	3 - 3	3 - 5	4 - 9	1 - 7	0 - 3
TIED AFTER 1st QTR	3 - 0	1 - 4	2 - 3	1 - 4	2 - 2	3 - 2	1 - 4	1 - 1	0 - 2	1 - 0
LEAD @ HALFTIME	7 - 1	4 - 0	6 - 2	8 - 2	8 - 0	5 - 0	3 - 1	4 - 1	3 - 3	3 - 0
TRAIL @ HALFTIME	2 - 5	1 - 9	4 - 3	0 - 5	1 - 6	2 - 7	2 - 8	2 - 7	0 - 9	0 - 3
TIED @ HALFTIME	0 - 1	2 - 0	1 - 0	0 - 1	1 - 0	1 - 1	0 - 2	0 - 2	0 - 1	0 - 1
LEAD AFTER 3rd QTR	7 - 2	6 - 3	8 - 0	7 - 1	9 - 1	4 - 2	4 - 2	2 - 1	3 - 2	3 - 0
TRAIL AFTER 3rd QTR	2 - 5	1 - 6	3 - 4	1 - 7	1 - 5	3 - 6	1 - 8	4 - 7	0 - 11	0 - 4
TIED AFTER 3rd QTR	0 - 0	0 - 0	0 - 1	0 - 0	0 - 0	1 - 0	0 - 1	0 - 2	0 - 0	0 - 0
TOTAL NET YARDS										
0-200	0 - 0	0 - 1	0 - 2	0 - 1	0 - 3	0 - 0	0 - 0	0 - 1	0 - 1	1 - 0
201-300	4 - 5	3 - 5	5 - 1	2 - 4	5 - 1	1 - 1	3 - 5	1 - 1	0 - 4	0 - 1
301-400	4 - 1	3 - 2	5 - 2	6 - 1	3 - 1	3 - 3	0 - 4	4 - 6	1 - 4	2 - 3
401+	1 - 1	1 - 1	1 - 0	0 - 2	2 - 1	4 - 4	2 - 2	1 - 2	2 - 4	0 - 0
TOTAL RUSHING YARDS										
0-74	3 - 1	1 - 5	1 - 4	0 - 2	0 - 0	0 - 2	2 - 6	0 - 0	0 - 4	1 - 1
75-99	3 - 3	1 - 2	1 - 0	3 - 1	2 - 2	1 - 2	1 - 2	2 - 6	0 - 5	0 - 0
100-124	0 - 2	2 - 1	6 - 1	2 - 2	3 - 3	3 - 1	1 - 0	2 - 2	1 - 1	0 - 2
125-149	0 - 0	1 - 1	2 - 0	0 - 0	1 - 1	2 - 3	1 - 1	0 - 0	1 - 2	0 - 1
150+	3 - 1	2 - 0	1 - 0	3 - 3	4 - 0	2 - 0	0 - 2	2 - 2	1 - 1	2 - 0
100-YARD RUSHER	3 - 0	2 - 0	3 - 0	3 - 3	3 - 0	3 - 2	1 - 2	0 - 1	3 - 4	2 - 0
NET PASSING YARDS										
0-149	3 - 2	1 - 2	1 - 3	3 - 3	2 - 4	0 - 0	1 - 0	0 - 1	0 - 2	3 - 0
150-199	3 - 2	2 - 2	5 - 0	0 - 1	3 - 0	1 - 1	2 - 4	2 - 4	1 - 2	0 - 2
200-249	1 - 2	1 - 1	3 - 1	2 - 3	2 - 1	2 - 2	0 - 1	2 - 2	1 - 3	0 - 1
250-299	1 - 1	3 - 2	1 - 1	3 - 1	1 - 0	4 - 1	0 - 4	1 - 2	1 - 1	0 - 1
300+	1 - 0	0 - 2	1 - 0	0 - 0	2 - 1	1 - 4	2 - 2	1 - 1	0 - 5	0 - 0
300-YARD PASSER	1 - 0	0 - 3	1 - 0	1 - 1	1 - 0	1 - 4	2 - 2	1 - 2	1 - 6	0 - 1
100-YARD RECEIVER	0 - 1	1 - 2	2 - 1	0 - 2	5 - 3	4 - 6	3 - 4	2 - 4	1 - 6	0 - 0



STATISTICS

UPDATED SERIES RECORDS

Includes Postseason

NFC EAST	W	L	T	PCT.	PF	PA	LG W STRK	LONG L STRK	CURRENT STRK
Dallas	11	15	0	0.423	493	561	3	6	L2
N.Y. Giants	33	23	2	0.589	1011	854	5	4	L1
Philadelphia	30	13	1	0.698	926	658	11	5	L2
Washington	23	26	1	0.469	1070	934	6	7	L7
Div. Totals	97	77	4	0.557	3500	3007			

NFC NORTH	W	L	T	PCT.	PF	PA	LG W STRK	LONG L STRK	CURRENT STRK
Chicago	--	--	--	--	--	--	--	--	--
Detroit	97	72	5	0.574	3375	3105	11	6	L1
Green Bay	94	95	6	0.497	3345	3370	8	10	L3
Minnesota	52	59	2	0.468	2206	2379	6	8	L2
Div. Totals	243	226	13	0.518	8926	8854			

NFC WEST	W	L	T	PCT.	PF	PA	LG W STRK	LONG L STRK	CURRENT STRK
Arizona	58	28	6	0.674	1718	1175	9	4	L1
Los Angeles	53	36	3	0.594	2139	1847	8	5	W1
San Francisco	30	33	1	0.476	1293	1466	3	6	W1
Seattle	6	11	0	0.353	352	381	2	4	L3
Div. Totals	147	108	10	0.576	5502	4869			

NFC SOUTH	W	L	T	PCT.	PF	PA	LG W STRK	LONG L STRK	CURRENT STRK
Atlanta	14	13	0	0.519	515	470	5	5	L1
Carolina	6	4	0	0.600	217	194	3	2	W1
New Orleans	15	14	0	0.517	603	559	4	3	L3
Tampa Bay	38	20	0	0.655	1231	952	12	6	L2
Div. Totals	73	51	0	0.589	2566	2175			

NFC TOTALS	560	462	29	0.548	20494	18905			
-------------------	------------	------------	-----------	--------------	--------------	--------------	--	--	--

AFC EAST	W	L	T	PCT.	PF	PA	LG W STRK	LONG L STRK	CURRENT STRK
Buffalo	7	5	0	0.583	240	185	2	2	L1
Miami	4	8	0	0.333	208	304	2	4	L1
New England	4	9	0	0.308	219	298	3	4	L4
N.Y. Jets	8	3	0	0.727	221	168	4	2	W4
Div. Totals	23	25	0	0.479	888	955			

AFC NORTH	W	L	T	PCT.	PF	PA	LG W STRK	LONG L STRK	CURRENT STRK
Baltimore	4	2	0	0.667	97	101	2	1	W2
Cincinnati	4	6	0	0.400	181	188	2	2	W1
Cleveland	6	9	0	0.400	277	379	2	3	W2
Pittsburgh	22	7	1	0.759	610	407	10	3	W3
Div. Totals	36	24	1	0.600	1165	1075			

AFC WEST	W	L	T	PCT.	PF	PA	LG W STRK	LONG L STRK	CURRENT STRK
Denver	7	8	0	0.467	291	0	3	2	L2
Kansas City	7	5	0	0.583	185	224	3	1	W1
Oakland	7	7	0	0.500	256	249	3	3	W1
San Diego	7	5	0	0.353	204	232	3	3	W2
Div. Totals	28	25	0	0.528	936	705			

AFC SOUTH	W	L	T	PCT.	PF	PA	LG W STRK	LONG L STRK	CURRENT STRK
Houston	0	4	0	0.000	49	91	0	5	L5
Indianapolis	19	24	0	0.442	889	927	6	7	L1
Jacksonville	4	3	0	0.571	169	116	1	1	L1
Tennessee	6	6	0	0.500	259	272	3	2	L1
Div. Totals	29	37	0	0.439	1366	1406			

AFC TOTALS	116	111	1	0.511	4355	4141			
-------------------	------------	------------	----------	--------------	-------------	-------------	--	--	--



93 SAM ACHO

Ht: 6-3 **Wt:** 260
Age: 29 **College:** Texas
Bears Season: 3 **NFL Season:** 7
Acquired: Unrestricted free agent in 2015 (ARI)

LINEBACKER

PRO CAREER: Appeared in 89 games with 48 starts over seven seasons with the Chicago Bears (2011-14) and the Chicago Bears (2015-17), producing 226 tackles, 14 sacks, 22 TFLs, 3 interceptions, 10 pass breakups, 9 forced fumbles and 3 fumble recoveries (2 defensive and one of his own teammate's on special teams) ... added 29 tackles on special teams ... in one postseason contest with the Cardinals, registered 7 tackles, including a strip-sack that was recovered by Arizona's defense ... 7 sacks in 2011 were the second most by a Cardinals rookie in franchise history, trailing Simeon Rice's 12.5 in 1996 ... became the first Cardinals rookie to have a sack in three-straight games since Rice in 1996.

2017 SEASON: Appeared in seven games (three starts), recording 14 tackles and 13 STTs.

2017 CHICAGO BEARS

Date	W/L	Opponent	Tkls-S	Sk-YL	INT-Yds	PD	FF	FR	TFL
9/10	L	ATL	3-1	0-0	0-0	0	0	0	0
9/17*	L	at TB	3-2	0-0	0-0	0	0	0	0
9/24*	W	PIT	0-0	0-0	0-0	0	0	0	0
9/28	L	at GB	0-0	0-0	0-0	0	0	0	0
10/9	L	MIN	2-2	0-0	0-0	0	0	0	0
10/15*	W	at BAL	3-3	0-0	0-0	0	0	0	0
10/22	W	CAR	3-2	0-0	0-0	0	0	0	0
10/29		at NO							
11/12		GB							
11/19		DET							
11/26		at PHI							
12/3		SF							
12/10		at CIN							
12/16		at DET							
12/24		CLE							
12/31		at MIN							
Totals	2-1		14-10	0-0	0-0	0	0	0	0

*Denotes Game Started

SAM ACHO'S NFL STATISTICS

REGULAR SEASON

Year	Team	GP	GS	Tackles					Interceptions					Fumbles			Misc.	
				Tot	S	A	Sk	Yds	No	Yds	Lg	TD	PD	FF	FR	Yds	TFL	STT
2011	Arizona	16	10	36	30	6	7.0	50.0	0	0	-	0	2	4	1	1	5.0	7
2012	Arizona	16	16	45	32	13	4.0	18.0	2	2	2	0	3	2	0	0	6.0	3
2013	Arizona	3	2	3	3	0	1.0	9.0	0	0	-	0	0	1	1	0	1.0	2
2014	Arizona	16	4	28	21	7	1.0	15.0	1	3	3	0	3	0	0	0	4.0	3
2015	Chicago	15	7	60	31	29	0.0	0.0	0	0	-	0	1	1	1	0	3.0	8
2016	Chicago	16	6	40	23	17	1.0	3.0	0	0	-	0	1	1	0	0	3.0	3
2017	Chicago	7	3	14	11	3	0.0	0.0	0	0	-	0	0	0	0	0	0.0	1
Bears totals		38	16	174	65	49	1.0	3.0	0	0	-	0	2	2	1	0	6.0	12
NFL totals		89	48	226	151	75	14.0	95.0	3	5	3	0	10	9	3	1	22.0	27

SEASON / CAREER / PLAYOFF HIGHS

	2017	Career	Playoff
Tackles	3, four times	8, twice	7, at CAR (1/3/15)
Solos	3, at BAL (10/15)	5, twice	2, at CAR (1/3/15)
Sacks	None	2, at STL (11/27/11)	1, at CAR (1/3/15)
Tackles for Loss	None	2, twice	None



38 ADRIAN AMOS

Ht: 6-0 **Wt:** 214
Age: 24 **College:** Penn State
Bears Season: 3 **NFL Season:** 3
Acquired: 5th round of the 2015 draft (142nd overall)

SAFETY

PRO CAREER: Appeared in 38 games with 34 starts over three seasons with the Chicago Bears (2015-17), producing 198 tackles, 1.0 sack, 7 TFLs, 11 pass breakups, 1 forced fumble, 1 fumble recovery and 1 interception (returned for a touchdown) ... added 4 tackles on special teams ... named to Mel Kiper and the PFWA's all-Rookie teams following a 2015 season in which he started all 16 games, collecting a team-high 108 tackles, including 1 sack, 3 TFLs and 4 PBUs ... became the first Bears rookie to lead the team in defensive tackles (based on coaches review) since Brian Urlacher (2000).

HONORS AND AWARDS: 2015: All-Rookie (PFWA & Mel Kiper); Brian Piccolo Award.

2017 SEASON: Appeared in seven games (4 starts), recording 30 tackles, 3 pass breakups, 1 TFL and 1 interception... Recorded his first career interception and returned it 90 yards for a touchdown at BAL (10/15).

2017 CHICAGO BEARS

Date	W/L	Opponent	Tkls-S	Sk-YL	INT-Yds	PD	FF	FR	TFL
9/10	L	ATL	0-0	0-0	0-0	0	0	0	0
9/17	L	at TB	0-0	0-0	0-0	0	0	0	0
9/24	W	PIT	0-0	0-0	0-0	0	0	0	0
9/28*	L	at GB	8-7	0-0	0-0	0	0	0	0
10/9*	L	MIN	8-8	0-0	0-0	0	0	0	0
10/15*	W	at BAL	8-6	0-0	1-90	2	0	0	1
10/22*	W	CAR	6-6	0-0	0-0	1	0	0	1
10/29		at NO							
11/12		GB							
11/19		DET							
11/26		at PHI							
12/3		SF							
12/10		at CIN							
12/16		at DET							
12/24		CLE							
12/31		at MIN							
Totals	2-2		30-27	0-0	1-90	3	0	0	2

*Denotes Game Started

ADRIAN AMOS' NFL STATISTICS

REGULAR SEASON

Year	Team	GP	GS	Tackles				Interceptions				Fumbles			Misc.			
				Tot	S	A	Sk	Yds	No	Yds	Lg	TD	PD	FF	FR	Yds	TFL	STT
2015	Chicago	16	16	108	78	30	1.0	7.0	0	0	-	0	4	0	0	0	3.0	1
2016	Chicago	15	14	60	50	10	0.0	0.0	0	0	-	0	4	1	1	21	2.0	3
2017	Chicago	7	4	30	27	3	0.0	0.0	1	90	90t	1	3	0	0	0	2.0	0
NFL totals		38	34	198	155	43	1.0	7.0	1	90	90t	1	11	1	1	21	7.0	4

SEASON / CAREER / PLAYOFF

	2017	Career	Playoff
Tackles	8, three times.....	11, twice.....	None
Solos	8, vs. MIN (10/9).....	9, vs. WAS (12/13/15).....	None
Tackles For Loss	1, at BAL (10/15).....	1, six times	None
Interceptions	1, at BAL (10/15)	Same.....	None
Sacks	None	1, vs. DEN (11/22/15)	None



20 PRINCE AMUKAMARA

Ht: 6-0

Wt: 202

Age: 28

College: Nebraska

Bears Season: 1

NFL Season: 7

Acquired: Unrestricted free agent in 2017 (JAX)

DEFENSIVE BACK

PRO CAREER: Appeared in 74 contests with 60 starts over seven seasons for the New York Giants (2011-15), Jacksonville Jaguars (2016) and Chicago Bears (2017) ... compiled 323 tackles, 7 interceptions, 52 pass breakups, 3 forced fumbles, 2 fumble recoveries and 7 TFLs ... won a Super Bowl as a rookie for the New York Giants in 2011.

2017 SEASON: Appeared in five games (three starts), recording 13 tackles and 3 pass defenses. Inactive for Games 1 and 2.

PREVIOUS SEASONS: **2016:** Appeared in 14 games with 12 starts for the Jacksonville Jaguars, recording 49 tackles, 6 pass breakups and 1 TFL. **2015:** Played in 11 games with 10 starts and totaled 63 tackles (55 solo), 9 passes defended, 1 interception, 1 forced fumble and 1 fumble recovery ... missed five games due to a pectoral injury. **2014:** Started each of the season's first eight games ... recorded 46 tackles and a career-high 3 interceptions which tied for 2nd on the team. Suffered a torn right bicep on 11/3 vs. Indianapolis and was put on injured reserve. **2013:** Started every game for the first time in his career ... finished 4th on the team with 83 tackles and was second with 14 passes defended. **2012:** Played in 13 games with 11 starts at RCB ... finished the season with 59 tackles, 1 interception and 6 passes defended. **2011:** Played in the final seven regular season games and all four postseason contests as a rookie for the Super Bowl winning New York Giants, recording 14 tackles, 1 interception, 2 pass breakups and 1 fumble recovery ... season was shortened because of a fractured foot suffered in training camp.

2017 CHICAGO BEARS

Date	W/L	Opponent	Tkls-5	Sk-YL	INT-Yds	PD	FF	FR	TFL
9/10	L	ATL							
9/17	L	at TB							
9/24	W	PIT	3-2	0-0	0-0	2	0	0	0
9/28	L	at GB	0-0	0-0	0-0	0	0	0	0
10/9*	L	MIN	4-4	0-0	0-0	0	0	0	0
10/15*	W	at BAL	2-2	0-0	0-0	0	0	0	0
10/22*	W	CAR	4-4	0-0	0-0	1	0	0	0
10/29		at NO							
11/12		GB							
11/19		DET							
11/26		at PHI							
12/3		SF							
12/10		at CIN							
12/16		at DET							
12/24		CLE							
12/31		at MIN							
Totals	2-1		13-12	0-0	0-0	3	0	0	0

*Denotes Game Started



PRINCE AMUKAMARA'S NFL STATISTICS

REGULAR SEASON

Year	Team	GP	GS	Tackles				Interceptions					Fumbles			Misc.		
				Tot	S	A	Sk	Yds	No	Yds	Lg	TD	PD	FF	FR	Yds	TFL	STT
2011	N.Y. Giants	7	0	14	12	2	0.0	0.0	1	0	0	0	3	0	1	0	0.0	0
2012	N.Y. Giants	13	11	59	45	14	0.0	0.0	1	0	0	0	6	0	0	0	1.0	0
2013	N.Y. Giants	16	16	83	72	11	0.0	0.0	1	-4	-4	0	14	2	0	0	4.0	0
2014	N.Y. Giants	8	8	46	37	9	0.0	0.0	3	66	38	0	11	0	0	0	0.0	0
2015	N.Y. Giants	11	10	63	55	8	0.0	0.0	1	6	6	0	9	1	1	0	1.0	0
2016	Jacksonville	14	12	49	46	3	0.0	0.0	0	0	-	0	5	0	0	0	1.0	0
2017	Chicago	5	3	13	12	1	0.0	0.0	0	0	-	0	3	0	0	0	0.0	0
NFL totals		74	60	323	283	40	0.0	0.0	7	68	38	0	52	3	2	0	7.0	0

POSTSEASON

Year	Team	GP	GS	Tackles				Interceptions					Fumbles			Misc.		
				Tot	S	A	Sk	Yds	No	Yds	Lg	TD	PD	FF	FR	Yds	TFL	STT
2011	N.Y. Giants	4	0	3	2	1	0.0	0.0	0	0	-	0	0	0	0	0	0.0	0

SEASON / CAREER / PLAYOFF HIGHS

2017		Career	Playoff
Tackles	4, twice	10, twice	2, vs. ATL (1/8/12)
Solos	4, twice	10, vs. DEN (9/15/13)	1, twice
Tackles For Loss	None	1, seven times	None
Sacks	None	None	None
Interceptions	None	1, 7 times	None



58 JONATHAN ANDERSON

Ht: 6-1 **Wt:** 235
Age: 26 **College:** TCU
Bears Season: 3 **NFL Season:** 3
Acquired: Undrafted free agent in 2015

LINEBACKER

PRO CAREER: In his third season, appeared in 25 contests with 3 starts for the Bears (2015-17) ... compiled 47 tackles, 1 interception, 5 pass breakups and 2 TFLs ... tallied 8 STTs ... in 2015, and teammate Harold Jones-Quarteley became the first pair of undrafted rookies to record interceptions in the same season in Bears history.

2017 SEASON: Has played in six games for the Bears this season, making four tackles, three coming against Minnesota.

PREVIOUS SEASONS: 2016: Appeared in 8 games (Games 1-3, 11-14 & 16), recording 3 tackles and 5 special teams tackles ... spent Weeks 4-12 on the practice squad. **2015:** Finished his rookie campaign recording 40 tackles, 1 interception, 5 pass breakups and 2 TFLs ... 40 tackles ranked 2nd among Bears rookies and 5 pass breakups led the Bears LB corps ... he and Harold Jones-Quarteley became the first pair of undrafted rookies to record interceptions in the same season in Bears history.

2017 CHICAGO BEARS

Date	W/L	Opponent	Tkls-S	Sk-YL	INT-Yds	PD	FF	FR	TFL	
9/10	L	ATL	PRACTICE SQUAD							
9/17	L	at TB	1-1	0-0	0-0	0	0	0	0	
9/24	W	PIT	0-0	0-0	0-0	0	0	0	0	
9/28	L	at GB	0-0	0-0	0-0	0	0	0	0	
10/9	L	MIN	3-2	0-0	0-0	0	0	0	0	
10/15	W	at BAL	0-0	0-0	0-0	0	0	0	0	
10/22	W	CAR	0-0	0-0	0-0	0	0	0	0	
10/29		at NO								
11/12		GB								
11/19		DET								
11/26		at PHI								
12/3		SF								
12/10		at CIN								
12/16		at DET								
12/24		CLE								
12/31		at MIN								
Totals			4-3	0-0	0-0	0	0	0	0	

*Denotes Game Started

JONATHAN ANDERSON'S CAREER STATISTICS

REGULAR SEASON

Year	Team	Tackles							Interceptions				Fumbles			Misc.		
		GP	GS	Tot	S	A	Sk	Yds	No	Yds	Lg	TD	PD	FF	FR	Yds	TFL	STT
2015	Chicago	11	3	40	31	9	0.0	0.0	1	0	-	0	5	0	0	0	2.0	3
2016	Chicago	8	0	3	1	2	0.0	0.0	0	0	-	0	0	0	0	0	0.0	5
2017	Chicago	6	0	4	3	1	0.0	0.0	0	0	-	0	0	0	0	0	0.0	0
NFL totals		25	3	47	35	12	0.0	0.0	1	0	-	0	5	0	0	0	2.0	8

SEASON / CAREER / PLAYOFF HIGHS

	2017	Career	Playoff
Tackles	3, vs. MIN (10/9)	13, at SD (10/19/15)	None
Solos	2, vs. MIN (10/9)	11, at SD (10/9/15)	None
Tackles For Loss	None	1, twice	None
Sacks	None	None	None



4 CONNOR BARTH

Ht: 5-11**Age:** 31**Bears Season:** 2**Acquired:** Waived FA in 2016 (NO)**Wt:** 190**College:** North Carolina**NFL Season:** 10

KICKER

PRO CAREER: Enters his 10th NFL season, appearing in 106 games with the Chiefs (2008), Buccaneers (2009-12, 2015), Broncos (2014) and Bears (2016-17) ... made 162 of 195 career field goals and 218 of 220 extra points ... saw action in one postseason contest with Denver in 2014, converting 2 of 2 field goals.

2017 SEASON: 5-8 on field goals (long of 54) and 13-13 on PATs... Connected on 40-yard game-winning field goal in overtime at BAL (10/15).

PREVIOUS SEASONS: **2016:** Appeared in 16 games for the Bears ... made 18 of 23 field goals (78.3%) ... made 30 of 31 PATs and totaled 85 points ... made a long field goal of 54. **2015:** Appeared in 12 games for the Buccaneers ... made 23 of 28 field goals (82.1%) ... made 25 of 26 PATs ... made a long of 53. **2014:** Appeared in 5 games for the Broncos ... made 15 of 16 field goals (93.8%) ... made 15 of 15 PATs ... made a long of 50. **2012:** Appeared in 15 games for the Buccaneers ... made 28 of 33 field goals (84.8%) ... made 39 of 39 PATs ... made a career long of 57. **2011:** Appeared in 16 games for the Buccaneers ... made 26 of 28 field goals (92.9%) ... Made 23 of 23 PATs ... made a long of 55. **2010:** Appeared in 16 games for the Buccaneers ... made 23 of 28 field goals (82.1%) ... made 36 of 36 PATs ... made a long of 53. **2009:** Appeared in 9 games for the Buccaneers ... made 14 of 19 field goals (73.7%) ... made 12 of 12 PATs ... made a long of 54. **2008:** Appeared in 10 games for the Chiefs ... made 10 of 12 field goals (83.3%) ... Made 24 of 24 PATs ... made a long of 45.

2017 CHICAGO BEARS

Date	W/L	Opp.	PAT	FG	PTS	FGs (Missed)
9/10	L	ATL	2-2	1-1	5	54
9/17	L	at TB	1-1	0-0	1	
9/24	W	PIT	2-2	1-2	5	24, (47)
9/28	L	at GB	2-2	0-1	2	(47)
10/9	L	MIN	1-1	0-0	1	
10/15	W	at BAL	3-3	2-2	9	24, 40
10/22	W	CAR	2-2	1-2	5	19 (52b)
10/29		at NO				
11/12		GB				
11/19		DET				
11/26		at PHI				
12/3		SF				
12/10		at CIN				
12/16		at DET				
12/24		CLE				
12/31		at MIN				
Totals			13-13	5-8	28	



CONNOR BARTH'S NFL STATISTICS

REGULAR SEASON

Year	Team	GP	FG-FGA	Pct	Lg	Blk	XP-XPA	Pct	Blk	Points
2008	Kansas City	10	10-12	83.3	45	0	24-24	100.0	0	54
2009	Tampa Bay	9	14-19	73.7	54	0	12-12	100.0	0	54
2010	Tampa Bay	16	23-28	82.1	53	0	36-36	100.0	0	105
2011	Tampa Bay	16	26-28	92.9	55	0	23-23	100.0	0	101
2012	Tampa Bay	15	28-33	84.8	57	0	39-39	100.0	0	123
2014	Denver	5	15-16	93.8	50	0	15-15	100.0	0	60
2015	Tampa Bay	12	23-28	82.1	53	0	25-26	96.2	0	94
2016	Chicago	16	18-23	78.3	54	1	31-32	96.9	0	85
2017	Chicago	7	5-8	62.5	54	1	13-13	100.0	0	29
NFL Totals		106	162-195	83.1	57	2	218-220	99.1	0	704

ADDITIONAL STATS: Special Teams Tackles -- 15; 2005 (2), 2006 (2), 2007 (1), 2008 (2), 2009 (3), 2010 (3); 2013 (1), 2015 (1). **Punting -- 3 for 86 yards;** 2005 (1 for 28 yards), 2007 (2 for 58 yards).

Year	Team	1-19	Pct	20-29	Pct	30-39	Pct	40-49	Pct	50+	Pct
2008	Kansas City	0-0	-	6-6	100.0	3-4	75.0	1-1	100.0	0-1	0.0
2009	Tampa Bay	0-0	-	2-2	100.0	4-6	66.7	5-7	71.4	3-4	75.0
2010	Tampa Bay	0-0	-	6-6	100.0	10-10	100.0	6-10	60.0	1-2	50.0
2011	Tampa Bay	0-0	-	5-5	100.0	6-6	100.0	13-14	92.9	2-3	66.7
2012	Tampa Bay	0-0	-	7-7	100.0	3-4	75.0	12-13	92.3	6-9	66.7
2014	Denver	2-2	100.0	4-4	100.0	5-5	100.0	3-4	75.0	1-1	100.0
2015	Tampa Bay	0-0	-	9-9	100.0	8-8	100.0	3-6	50.0	3-5	60.0
2016	Chicago	0-0	-	7-8	87.5	7-8	87.5	3-4	75.0	1-3	33.3
2017	Chicago	1-1	100.0	2-2	-	0-0	-	1-3	-	1-2	50.0
NFL Totals		3-3	100.0	48-49	98.0	46-51	90.2	47-62	75.8	18-30	60.0


POSTSEASON

Year	Team	GP	FG-FGA	Pct	Lg	Blk	XP-XPA	Pct	Blk	Points
2014	Denver	1	2-2	100.0	45	0	1-1	100.0	0	7
Postseason		1	2-2	100.0	45	0	1-1	100.0	0	7

Year	Team	1-19	Pct	20-29	Pct	30-39	Pct	40-49	Pct	50+	Pct
2014	Denver	0-0	-	0-0	-	0-0	-	2-2	100.0	0-0	-
Postseason		0-0	-	0-0	-	0-0	-	2-2	100.0	0-0	-

SEASON / CAREER / PLAYOFF HIGHS

	2017	Career	Playoff
FG Attempts	2, three times	5, four times	2, vs. IND (1/11/15)
Made FGs	2, at BAL (10/15)	5, two times	2, vs. IND (1/11/15)
Longest FG	54, vs. ATL (9/10)	57, vs. WAS (9/30/12)	45, vs. IND (1/11/15)
PAT Attempts	3, at BAL (10/15)	6, twice	1, vs. IND (1/11/15)
Made PATs	3, at BAL (10/15)	6, twice	1, vs. IND (1/11/15)
Points	9, at BAL (10/15)	17, at KC (11/30/14)	7, vs. IND (1/11/15)



15 JOSHUA BELLAMY

Ht: 6-0 **Wt:** 211
Age: 28 **College:** Louisville
Bears Season: 4 **NFL Season:** 4
Acquired: Waived free agent in 2014 (NO)

WIDE RECEIVER

PRO CAREER: Appeared in 51 games (7 starts) in five seasons with Kansas City (2012), Washington (2013) and Chicago (2014-17), hauling in 48 receptions for 620 yards (12.9 avg) and 3 touchdowns ... coming off a career-high 282 receiving yards in 2016 ... has 6 kickoff returns for 128 yards (21.3 avg), 16 STTs and 1 opponent fumble recovery on a muffed punt.

2017 SEASON: Appeared in seven games (two starts), catching 10 passes for 114 yards (11.4 avg)... Adds 1 STT.

HONORS AND AWARDS: 2016: Brian Piccolo Award.

2017 CHICAGO BEARS

Date	W/L	Opp.	Rec	Yds	Avg	Long	TD
9/10	L	ATL	3	27	9.0	14	0
9/17*	L	at TB	4	51	12.8	17	0
9/24	W	PIT	0	0	0.0	-	0
9/28*	L	at GB	3	36	12.0	15	0
10/9	L	MIN	0	0	0.0	-	0
10/15	W	at BAL	0	0	0.0	-	0
10/22	W	CAR	0	0	0.0	-	0
10/29		at NO					
11/12		GB					
11/19		DET					
11/26		at PHI					
12/3		SF					
12/10		at CIN					
12/16		at DET					
12/24		CLE					
12/31		at MIN					
Totals	0-2		10	114	11.4	17	0

*Denotes Game Started

JOSHUA BELLAMY'S NFL STATISTICS


REGULAR SEASON

Year	Team	GP-GS	Rec	Yds	Avg	Lg	TD	Rush	Yds	Avg	Lg	TD	STT
2012	Kansas City	3-0	0	0	-	-	0	0	0	-	-	0	0
2013	Washington	5-0	0	0	-	-	0	0	0	-	-	0	0
2014	Chicago	4-0	0	0	-	-	0	0	0	-	-	0	0
2015	Chicago	16-3	19	224	11.8	48t	2	0	0	-	-	0	10
2016	Chicago	16-2	19	282	14.8	31	1	4	37	9.3	22	0	5
2017	Chicago	7-2	10	114	11.4	14	0	0	0	0.0	-	0	1
Bears totals		43-7	48	620	12.9	48t	3	4	37	9.3	22	0	16
NFL totals		51-7	48	620	12.9	48t	3	4	37	9.3	22	0	16

ADDITIONAL STATS: Kickoff Returns-- 6 for 113; 2012 KC (5 for 101); 2015 CHI (1 for 12).

SEASON / CAREER / PLAYOFF HIGHS

	2017	Career	Playoff
Receptions.....	4, at TB (9/17)	6, at KC (10/11/15)	None
Receiving Yards.....	51, at TB (9/17)	Same	None
Longest Reception.....	17, at TB (9/17)	48t, vs. ARI (9/20/15)	None
Receiving TDs.....	None	1, three times	None



85

DANIEL BROWN

Ht: 6-5

Wt: 243

Age: 24

College: James Madison

Bears Season: 2

NFL Season: 3

Acquired: Waived FA gent in 2016 (BAL)

TIGHT END

PRO CAREER: Owns 22 receptions for 188 yards (8.5 avg) and 1 touchdown in 19 games (4 starts) over two NFL seasons with the Baltimore Ravens (2015) and Chicago Bears (2016) ... coming off of career-highs in receptions (16) and yards (124).

2017 SEASON: Appeared in five games as a reserve, inactive for Game 3.

PREVIOUS SEASONS: 2016: Appeared in 8 games with 3 starts after being claimed off waivers by the Ravens ... caught 16 passes for 124 yards (7.8 avg) and 1 touchdown with the Bears ... caught the game's opening touchdown against the Tennessee Titans (11/27). **2015:** Recorded 64 yards on 6 receptions (10.7 avg.) for the league's No. 8 passing attack (266.9 ypg) ... established career highs in receptions (5) and receiving yards (47), including a 31-yard career long, in his first-career start vs. Seattle (12/13) ... secured his first-career reception for 17 yards on a fourth-quarter scoring drive at Miami (12/6) ... caught a 52-yard TD reception on Baltimore's second possession that was nullified by a disputed offensive pass interference call ... made NFL debut at Cleveland (11/30).

2017 CHICAGO BEARS

Date	W/L	Opp.	Rec	Yds	Avg	Long	TD	
9/10	L	ATL	0	0	0.0	-	0	
9/17	L	at TB	0	0	0.0	-	0	
9/24	W	PIT	INACTIVE					
9/28	L	at GB	INACTIVE					
10/9	L	MIN	0	0	0.0	-	0	
10/15	W	at BAL	0	0	0.0	-	0	
10/22	W	CAR	0	0	0.0	-	0	
10/29		at NO						
11/12		GB						
11/19		DET						
11/26		at PHI						
12/3		SF						
12/10		at CIN						
12/16		at DET						
12/24		CLE						
12/31		at MIN						

Totals 0-0 0 0 0.0 0 0

*Denotes Game Started


DANIEL BROWN'S NFL STATISTICS

REGULAR SEASON

Year	Team	GP-GS	Rec	Yds	Avg	Lg	TD
2015	Baltimore	6-1	6	64	10.7	31	0
2016	Chicago	8-3	16	124	7.8	12	1
2017	Chicago	5-0	0	0	0.0	0	0
NFL Totals		19-4	22	188	8.5	31	1

SEASON / CAREER / PLAYOFF HIGHS

	2017	Career	Playoff
Receptions.....	None	Same	None
Receiving Yards.....	None	47, at SEA (12/13/15)	None
Longest Reception.....	None	31, at SEA (12/13/15)	None
Receiving TDs.....	None	Same	None



90 JONATHAN BULLARD

Ht: 6-3**Wt:** 290**Age:** 24**College:** Florida**Bears Season:** 2**NFL Season:** 2**Acquired:** 2nd round of the 2014 draft (51st overall)

DEFENSIVE LINE

PRO CAREER: Appeared in 21 games (1 start) for the Bears over two seasons (2015-16) ... totaled 30 tackles, 1 sack, 1 pass defense and 3 TFLs ... made NFL debut against Houston (9/11/16) and made first career sack at Indianapolis (10/9/16).

2017 SEASON: Appeared in seven games as a reserve, recording 6 tackles and one pass defense.

2016 SEASON: Totaled 24 tackles, 1 sack, 3 TFLs ... one of three Bears rookies to record a sack.

2017 CHICAGO BEARS

Date	W/L	Opponent	Tkls-S	Sk-YL	INT-Yds	PD	FF	FR	TFL
9/10	L	ATL	0-0	0-0	0-0	0	0	0	0
9/17	L	at TB	1-1	0-0	0-0	0	0	0	0
9/24	W	PIT	2-2	0-0	0-0	0	0	0	0
9/28	L	at GB	0-0	0-0	0-0	1	0	0	0
10/9	L	MIN	1-1	0-0	0-0	0	0	0	0
10/15	W	at BAL	0-0	0-0	0-0	0	0	0	0
10/22	W	CAR	2-1	0-0	0-0	0	0	0	0
10/29		at NO							
11/12		GB							
11/19		DET							
11/26		at PHI							
12/3		SF							
12/10		at CIN							
12/16		at DET							
12/24		CLE							
12/31		at MIN							
Totals	0-0		6-5	0-0	0-0	1	0	0	0

*Denotes Game Started

JONATHAN BULLARD'S CAREER STATISTICS

REGULAR SEASON

Year	Team	GP	GS	Tackles				Interceptions				Fumbles			Misc.				
				Tot	S	A	Sk	Yds	No	Yds	Lg	TD	PD	FF	FR	Yds	TFL	STT	
2016	Chicago	14	1	24	18	6	1.0	3	0	0	-	0	0	0	0	0	0	3.0	0
2017	Chicago	7	0	6	5	1	0.0	0	0	0	-	0	1	0	0	0	0	0.0	0
NFL totals		21	1	30	23	7	1.0	3	0	0	-	0	1	0	0	0	0	3.0	0

SEASON / CAREER / PLAYOFF HIGHS

	2017	Career	Playoff
Tackles	3, vs. PIT (9/24)	3, three times	None
Solos	3, vs. PIT (9/24)	3, three times	None
Tackles For Loss	None	1, three times	None
Sacks	None	1, at IND (10/9/16)	None



46 MICHAEL BURTON

Ht: 6-0

Wt: 247

Age: 25

College: Rutgers

Bears Season: 1

NFL Season: 3

Acquired: Waived free agent in 2017 (DET)

RUNNING BACK

PRO CAREER: Appeared in 38 games with 8 starts over three seasons with the Detroit Lions (2015-16) and Chicago Bears (2017), recording 5 carries for 9 yards (1.8 avg) and 7 receptions for 47 yards (6.7 avg) and one touchdown ... adds 4 career special teams tackles.

2017 SEASON: Appeared in seven games (one start) carrying the ball one time for 7 yards (7.0 avg) and catching one pass for 8 yards (8.0 avg).

PREVIOUS SEASONS: 2016: Appeared in 15 games (Games 1-15) for the Detroit Lions, recording 1 special team tackle. **2015:** Played in all 16 games as a rookie, including 7 starts ... carried the ball 4 times for 2 yards (0.5 avg) and caught 6 passes for 39 yards (6.5 avg) and 1 TD ... also added 3 special teams tackles.

2017 CHICAGO BEARS

Date	W/L	Opp.	Rush	Yards	Avg.	Lg	TD	Rec.	Yards	Avg.	Lg	TD
9/10	L	ATL	1	7	7.0	7	0	0	0	0.0	-	0
9/17*	L	at TB	0	0	0.0	-	0	0	0	0.0	-	0
9/24	W	PIT	0	0	0.0	-	0	0	0	0.0	-	0
9/28	L	at GB	0	0	0.0	-	0	0	0	0.0	-	0
10/9	L	MIN	0	0	0.0	-	0	0	0	0.0	-	0
10/15	W	at BAL	0	0	0.0	-	0	1	8	8.0	8	0
10/22	W	CAR	0	0	0.0	-	0	0	0	0.0	-	0
10/29		at NO										
11/12		GB										
11/19		DET										
11/26		at PHI										
12/3		SF										
12/10		at CIN										
12/16		at DET										
12/24		CLE										
12/31		at MIN										
Totals	0-1		1	7	7.0	7	0	1	8	8.0	8	0

*Denotes Game Started

MICHAEL BURTON'S NFL STATISTICS

REGULAR SEASON

Year	Team	GP-GS	Rush	Yds	Avg	Lg	TD	Rec	Yds	Avg	Lg	TD	STT
2015	Detroit	16-7	4	2	0.5	2	0	6	39	6.5	12	1	3
2016	Detroit	15-0	0	0	0.0	-	0	0	0	0.0	-	0	1
2017	Chicago	7-1	1	7	7.0	7	0	1	8	8.0	8	0	0
NFL totals		38-8	5	9	1.8	7	0	7	47	6.7	12	1	4

SEASON / CAREER / PLAYOFF HIGHS

	2017	Career	Playoff
Rushes	1, vs. ATL (9/10)	1, three times	None
Rushing Yards	7, vs. ATL (9/10)	Same	None
Longest Run	7, vs. ATL (9/10)	Same	None
Receptions	1, at BAL (10/15)	2, at NO (12/21/15)	None
Receiving Yards	8, at BAL (10/15)	12, at STL (12/13/15)	None
Longest Reception	8, at BAL (10/15)	12, at STL (12/13/15)	None
Receiving TDs	None	1, at NO (12/21/15)	None



26 DEON BUSH

Ht: 6-0 **Wt:** 200
Age: 24 **College:** Miami (Fla.)
Bears Season: 2 **NFL Season:** 2
Acquired: 4th round of the 2016 draft (124th overall)

DEFENSIVE BACK

PRO CAREER: Begins second NFL season, appearing in 16 games with 6 starts for the Chicago Bears (2016-17) ... owns 22 tackles, 1 pass breakup and 2 STTs.

2017 SEASON: Appeared in five games as a reserve, recording 1 STT. Inactive games 2 and 3.

2016 SEASON: Played in 11 games (Games 3, 6-15), starting 6 (Games 10-15), recording 22 tackles and 1 pass breakup and 1 STT.

2017 CHICAGO BEARS

Date	W/L	Opponent	Tkls-S	Sk-YL	INT-Yds	PD	FF	FR	TFL
9/10	L	ATL	0-0	0-0	0-0	0	0	0	0
9/17	L	at TB			INACTIVE				
9/24	W	PIT			INACTIVE				
9/28	L	at GB	0-0	0-0	0-0	0	0	0	0
10/9	L	MIN	0-0	0-0	0-0	0	0	0	0
10/15	W	at BAL	0-0	0-0	0-0	0	0	0	0
10/22	W	CAR	0-0	0-0	0-0	0	0	0	0
10/29		at NO							
11/12		GB							
11/19		DET							
11/26		at PHI							
12/3		SF							
12/10		at CIN							
12/16		at DET							
12/24		CLE							
12/31		at MIN							
Totals	0-0		0-0	0-0	0-0	0	0	0	0

DEON BUSH'S CAREER STATISTICS

REGULAR SEASON

Year	Team	GP	GS	Tackles				Yds	Interceptions				Fumbles			Misc.		
				Tot	S	A	Sk		No	Yds	Lg	TD	PD	FF	FR	Yds	TFL	STT
2016	Chicago	11	6	22	17	5	0.0	0.0	0	0	-	0	1	0	0	0	0.0	1
2017	Chicago	5	0	0	0	0	0.0	0.0	0	0	-	0	0	0	0	0	0.0	1
NFL totals		16	6	22	17	5	0.0	0.0	0	0	-	0	1	0	0	0	0.0	2

SEASON / CAREER / PLAYOFF HIGHS

	2017	Career	Playoff
Tackles	None	8, at NYG (11/20/16)	None
Solos	None	6, at NYG (11/20/16)	None
Tackles For Loss	None	None	None
Interceptions	None	None	None



37

**BRYCE
CALLAHAN**

Ht: 5-9 **Wt:** 191
Age: 26 **College:** Rice
Bears Season: 3 **NFL Season:** 3
Acquired: Undrafted free agent in 2015

DEFENSIVE BACK

PRO CAREER: Begins third professional campaign, appearing in 27 contests with 17 starts, producing 75 tackles, 4 TFLs, 2 sacks, 1 forced fumble, 1 interception and 19 pass breakups for the Chicago Bears (2015-17) ... 7 pass breakups ranked 3rd on the Bears and 4 TFLs led the Bears secondary in 2015.

2017 SEASON: Appeared in seven games (three starts), recording 16 tackles, one sack, one forced fumble, one interception and two pass defenses.

PREVIOUS SEASONS: 2016: Played in 11 games (Games 1-2, 4-7, 10-13 & 15) starting 10, producing 36 tackles and 9 pass breakups. **2015:** Started 3-of-9 games, collecting 23 tackles, 4 TFLs, 1 sack and 7 pass breakups ... 7 pass breakups ranked 3rd on the Bears and 4 TFLs led the Bears secondary ... inactive Games 13-15 due to a quad injury.

2017 CHICAGO BEARS

Date	W/L	Opponent	Tkls-S	Sk-YL	INT-Yds	PD	FF	FR	TFL
9/10*	L	ATL	2-1	0-0	0-0	0	0	0	0
9/17	L	at TB	0-0	0-0	0-0	1	0	0	0
9/24	W	PIT	4-3	1-12	0-0	0	1	0	0
9/28*	L	at GB	1-0	0-0	0-0	0	0	0	0
10/9*	L	MIN	3-3	0-0	0-0	1	0	0	0
10/15	W	at BAL	4-3	0-0	1-52	1	0	0	0
10/22*	W	CAR	2-2	0-0	0-0	0	0	0	0
10/29		at NO							
11/12		GB							
11/19		DET							
11/26		at PHI							
12/3		SF							
12/10		at CIN							
12/16		at DET							
12/24		CLE							
12/31		at MIN							
Totals	1-2		16-12	1-12	1-52	3	1	0	0

*Denotes Game Started


BRYCE CALLAHAN'S CAREER STATISTICS

REGULAR SEASON

Year	Team	GP	GS	Tackles					Interceptions				Fumbles			Misc.		
				Tot	S	A	Sk	Yds	No	Yds	Lg	TD	PD	FF	FR	Yds	TFL	STT
2015	Chicago	9	3	23	18	5	1.0	0.0	0	0	-	0	7	0	0	0	4.0	0
2016	Chicago	11	10	36	29	7	0.0	0.0	0	0	-	0	9	0	0	0	0.0	1
2017	Chicago	7	4	16	12	4	1.0	12.0	1	52	52	0	3	1	0	0	0.0	0
NFL totals		27	17	75	59	16	2.0	12.0	1	52	52	0	19	1	0	0	4.0	1

SEASON / CAREER / PLAYOFF HIGHS

	2017	Career	Playoff
Tackles	4, twice.....	7, vs. JAX (10/16/16).....	None
Solos	3, three times	6, vs. JAX (10/16/16)	None
Tackles For Loss	None.....	1, four times	None
Interceptions	1, at BAL (10/15).....	Same	None



29 TARIK COHEN

Ht: 5-6**Wt:** 179**Age:** 22**College:** North Carolina A&T**Acquired:** 4th round of the 2017 draft (119th overall)

RUNNING BACK

COLLEGE CAREER: Appeared in 46 games with 41 starts in four seasons (2013-16) for North Carolina A&T, rushing for 5,619 yards on 868 carries and 56 touchdowns (all school records)... Added 98 receptions for 945 yards and 3 touchdowns... Career performances made him the conference's first three-time Offensive Player of the Year ... 2016 NCAA FCS and Walter Camp First Team All-America ... enjoyed a record-breaking campaign, setting single-season school records in rushing (1,588) and touchdowns (19) and earned All-America status from four different outlets ... also rushed for more than 200 yards in four different games ... leaves as the Mid-Eastern Athletic Conference's all-time leading rusher with 5,619 yards and its first three-time Offensive Player of the Year (2014, 2015, 2016) ... finished his career with five three-TD performances.

2017 SEASON: Appeared in seven games (one start) rushing for 226 yards on 50 carries (4.5 avg) ... adds 27 receptions for 228 yards (8.4 avg) and 1 touchdown ... threw a 21-yard passing touchdown at BAL (10/15) to tight end Zach Miller, becoming the first Bears rookie running back to throw a touchdown pass since Gale Sayers on October 10, 1965 ... also became the first player 5-6 or shorter to throw a touchdown pass since Wee Willie Smith (also 5-6) did so in 1934 for the New York Giants ... caught a season long 70-yard pass vs. CAR (10/22) ... adds 16 punt returns for 136 yards (8.5 avg) and 4 kickoff returns for 81 yards (20.3 avg) ... set a franchise record for all-purpose yards in a rookie debut (158) vs. ATL (9/17).

2017 CHICAGO BEARS

Date	W/L	Opp.	Rush	Yards	Avg.	Lg	TD	Rec.	Yards	Avg.	Lg	TD
9/10	L	ATL	5	66	13.2	46	0	8	46	5.9	19t	1
9/17*	L	at TB	7	13	1.9	9	0	8	55	6.9	14	0
9/24	W	PIT	12	78	6.5	36	0	4	24	6.0	9	0
9/28	L	at GB	6	24	4.0	7	0	4	24	6.0	8	0
10/9	L	MIN	6	13	2.2	7	0	1	-1	-1.0	-1	0
10/15	W	at BAL	14	32	2.3	9	0	1	14	14.0	14	0
10/22	W	CAR	0	0	0.0	-	0	1	70	70.0	70	0
10/29		at NO										
11/12		GB										
11/19		DET										
11/26		at PHI										
12/3		SF										
12/10		at CIN										
12/16		at DET										
12/24		CLE										
12/31		at MIN										
Totals	0-1		50	226	4.5	46	0	27	228	8.4	70	1

*Denotes Game Started



TARIK COHEN'S NFL STATISTICS

REGULAR SEASON

Year	Team	GP-GS	Rush	Yds	Avg	Lg	TD	Rec	Yds	Avg	Lg	TD	STT
2017	Chicago	7-1	50	226	4.5	46	0	27	228	8.4	70	1	0

Year	Team	KR	Yds	Avg	LG	TD	PR	FC	Yds	Avg	Lg	TD
2017	Chicago	4	81	20.3	37	0	16	6	136	8.5	21	0

ADDITIONAL STATS: Passing-- 1 for 1, 21 yards, 1 touchdown.


SEASON / CAREER / PLAYOFF HIGHS

	2017	Career	Playoff
Rushes	14, at BAL (10/15)	Same	None
Rushing Yards	78, vs. PIT (9/24)	Same	None
Longest Run	46, vs. ATL (9/10)	Same	None
Rushing TDs	None	None	None
Receptions	8, twice	Same	None
Receiving Yards	55, at TB (9/17)	Same	None
Longest Reception	70, vs. CAR (10/22)	Same	None
Receiving TDs	1, vs. ATL (9/10)	Same	None

TARIK COHEN'S COLLEGE STATISTICS

Year	Team	GP-GS	Rush	Yds	Avg	Lg	TD	Rec	Yds	Avg	Lg	TD
2013	NC A&T	11-6	195	1,148	5.9	49	8	11	152	13.8	81	1
2014	NC A&T	11-11	197	1,340	6.8	81	15	25	237	9.5	68	1
2015	NC A&T	12-12	264	1,543	5.8	83	15	25	217	8.7	52	0
2016	NC A&T	12-12	212	1,588	7.5	94	18	37	339	9.2	45	1
Totals		46-41	868	5,619	6.5	94	56	98	945	9.6	81	3

ADDITIONAL STATS: Punt Returns - 1 returns for 4 yards (4.0 avg). Kick Returns - 1 return for 26 yards (26.0 avg).

**76** TOM COMPTON**Ht:** 6-5**Wt:** 308**Age:** 28**College:** South Dakota**Bears Season:** 1**NFL Season:** 5**Acquired:** Unrestricted free agent in 2017 (ATL)**OFFENSIVE LINE**

PRO CAREER: Appeared in 66 games (12 starts) in 4 seasons with the Washington Redskins (2013-15), Atlanta Falcons (2016) and Chicago Bears (2017) ... helped the Falcons to finish top 5 in the league in total yards (2nd), first downs (2nd), passing yards (3rd) and rushing yards (5th) on the way to Super Bowl LI.

2017 SEASON: Appeared in 6 games (two starts) two games at LG, did not play Game 3.


PREVIOUS SEASONS: 2016: Appeared in all 16 regular season games as well wsa 3 postseason games for the Atlanta Falcons ... helped the Falcons to finish top 5 in the league in total yards (2nd), first downs (2nd), passing yards (3rd) and rushing yards (5th) on the way to Super Bowl LI. **2015:** Appeared in 13 games with 1 start as an extra tackle for the Washington Redskins ... appeared in first career post season game. **2014:** Appeared in all 16 games with 9 starts at RT for the Washington Redskins. **2013:** Appeared in 15 games for the Washington Redskins. **2012:** Spent season on Washington Redskins practice squad.

TOM COMPTON'S NFL STATISTICS**REGULAR SEASON**

GAMES PLAYED-STARTED - 66-12: 2013 WAS (15-0); 2014 WAS (16-9); 2015 WAS (13-1); 2016 ATL (16-0); 2017 CHI (6-2).

POSTSEASON

GAMES PLAYED-STARTED - 4-0: 2015 WAS (1-0); 2016 ATL (3-0).



31 MARCUS COOPER, SR.

Ht: 6-2

Wt: 192

Age: 27

College: Rutgers

Bears Season: 1

NFL Season: 5

Acquired: Unrestricted free agent in 2017 (ARI)

DEFENSIVE BACK

PRO CAREER: Owns 142 tackles, 7 interceptions, 35 pass breakups, 1 forced fumble and 1 fumble recovery in 60 career games with 28 starts with the Chiefs (2013-15), Cardinals (2016) and Bears (2017) ... owns 17 tackles and 1 TFL in the postseason.

2017 SEASON: Appeared in five games (3 starts) , recording 11 tackles and 3 pass defenses. Inactive for Game 5.

PREVIOUS SEASONS: 2016: Appeared in 15 games with 13 starts, recording 69 tackles, 4 interceptions (1 returned for a touchdown), 11 pass breakups for the Arizona Cardinals ... 11 pass breakups led the team ... intercepted and returned a Jameis Winston pass for 60 yards for his first career touchdown (vs. TB 9/18/16). **2015:** Appeared in 14 games with 13 starts for the Houston Texans, recording 61 tackles, 0.5 sacks, 1 interception, 6 pass breakups, 1 forced fumble and 1 TFL. **2014:** Appeared in 16 games with 9 starts for the New York Giants, recording 54 tackles, 4 interceptions, 7 pass breakups, 1 forced fumble and 1 TFL ... added 3 STT. **2013:** Played in all 16 games with 6 starts for the Kansas City Chiefs, recording 32 tackles, 4 interceptions and 9 pass breakups.

2017 CHICAGO BEARS

Date	W/L	Opponent	Tkls-S	Sk-VL	INT-Yds	PD	FF	FR	TFL
9/10*	L	ATL	4-4	0-0	0-0	1	0	0	0
9/17*	L	at TB	6-6	0-0	0-0	0	0	0	0
9/24*	W	PIT	1-1	0-0	0-0	2	0	0	0
9/28*	L	at GB	1-1	0-0	0-0	0	0	0	0
10/9	L	MIN	INACTIVE						
10/15	W	at BAL	0-0	0-0	0-0	0	0	0	0
10/22	W	CAR	0-0	0-0	0-0	0	0	0	0
10/29		at NO							
11/12		GB							
11/19		DET							
11/26		at PHI							
12/3		SF							
12/10		at CIN							
12/16		at DET							
12/24		CLE							
12/31		at MIN							
Totals	1-3		12-12	0-0	0-0	3	0	0	0

*Denotes Game Started



MARCUS COOPER'S NFL STATISTICS

REGULAR SEASON

Year	Team	GP	GS	Tackles				Yds	Interceptions				Fumbles			Misc.		
				Tot	S	A	Sk		No	Yds	Lg	TD	PD	FF	FR	Yds	TFL	STT
2013	Kansas City	16	6	41	38	3	0.0	0.0	3	32	20	0	18	1	1	0	0.0	3
2014	Kansas City	13	4	18	18	0	0.0	0.0	0	0	0	0	3	0	0	0	0.0	3
2015	Kansas City	10	1	2	2	0	0.0	0.0	0	0	0	0	0	0	0	33	0.0	0
2016	Arizona	15	13	69	62	7	0.0	0.0	4	95	60	1	11	0	0	0	0.0	0
2017	Chicago	6	4	12	12	0	0.0	0.0	0	0	-	0	3	0	0	0	0.0	0
NFL totals		60	28	142	132	10	0.0	0.0	7	127	60	1	35	1	1	33	0.0	6

POSTSEASON

Year	Team	GP	GS	Tackles				Yds	Interceptions				Fumbles			Misc.			
				Tot	S	A	Sk		No	Yds	Lg	TD	PD	FF	FR	Yds	TFL	STT	
2013	Kansas City	1	0	2	1	1	0.0	0.0	0	0	-	0	1	0	0	0	0	0	0
Postseason		1	0	2	1	1	0.0	0.0	0	0	-	0	1	0	0	0	0	0	0

SEASON / CAREER / PLAYOFF HIGHS

	2017	Career	Playoff
Tackles	6, at TB (9/17)	9, at ATL (11/27/16)	2, at IND (1/4/14)
Solos	6, at TB (9/17)	9, at ATL (11/27/16)	1, at IND (1/4/14)
Pass Defenses	1, vs. ATL (9/10)	4, vs. OAK (10/13/13)	1, at IND (1/4/14)
Interceptions	None	2, vs. TB (9/18/16)	None



30 BENNY CUNNINGHAM

Ht: 5-10

Wt: 217

Age: 27

College: Middle Tennessee State

Bears Season: 1

NFL Season: 5

Acquired: Unrestricted free agent in 2017 (LAR)

RUNNING BACK

PRO CAREER: Appeared in 61 games with 3 starts over 5 seasons with the Rams (2013-2016) and Bears (2017), carrying the ball 176 times for 774 yards (4.4 avg) and 4 touchdowns and grabbing 96 receptions for 775 yards (8.1 avg) and 1 touchdown ... adds 96 kick returns for 2,598 yards (27.1 avg) ... also adds 14 special teams tackles ... led the Rams in all kick returning categories and finished 8th in the NFL in returns, 7th in kick return yards and 3rd in kick return average ... rushed for a career-high 109 yards against the Bears in 2013.

2017 SEASON: Appeared in five games (Inactive Games 2 & 7) as a reserve, rushing for 30 yards on 6 carries (5.0 avg), catching 5 passes for 66 yards (13.2 avg) and one touchdown... Also returned four kickoffs for 86 yards (21.5 avg)...Also logged 5 STTs.

PREVIOUS SEASONS: 2016: Appeared in 11 games (Games 1-4, 6-7 & 8-12), rushing for 101 yards on 21 attempts (4.8 avg) and caught 16 passes for 91 yards (5.7 avg) ... added 22 kick returns for 599 yards (27.2 avg) ... finished 3rd in the league in kick return average ... also added 3 special teams tackles. **2015:** Appeared in all 16 contests with 1 start (Game 1), rushing for 140 yards on 37 attempts (3.8 avg) and caught 26 passes for 250 yards (9.6 avg) ... added a 25 kick returns for 714 yards (28.6 avg) with a career-long return of 102 yards (at TB 12/15) ... also added 3 special teams tackles. **2014:** Appeared in all 16 contests with 2 starts (Game 1), rushing for 246 yards on 66 attempts (3.7 avg) and 3 touchdowns and caught 45 passes for 352 yards (7.8 avg) and 1 touchdown ... added a 35 kick returns for 963 yards (27.5 avg) ... also added 2 special teams tackles. **2013:** Appeared in 14 games as a rookie, tallying 261 rushing yards on 47 attempts (5.6 avg) and 1 touchdown while also catching 6 passes for 59 yards ... also returned 13 kickoffs for 299 yards (23.0 avg) ... added 2 special teams tackles.



2017 CHICAGO BEARS

Date	W/L	Opp.	Rush	Yards	Avg.	Lg	TD	Rec.	Yards	Avg.	Lg	TD
9/10	L	ATL	0	0	0.0	-	0	0	0	0.0	-	0
9/17	L	at TB										
9/24	W	PIT	0	0	0.0	-	0	3	23	7.7	11	0
9/28	L	at GB	5	26	5.2	12	0	0	0	0.0	-	0
10/9	L	MIN	1	4	4.0	4	0	2	43	21.5	38t	1
10/15	W	at BAL	0	0	0.0	-	0	0	0	0.0	-	0
10/22	W	CAR										
10/29		at NO										
11/12		GB										
11/19		DET										
11/26		at PHI										
12/3		SF										
12/10		at CIN										
12/16		at DET										
12/24		CLE										
12/31		at MIN										
Totals	0-0		6	30	5.0	12	0	5	66	13.2	38t	1

*Denotes Game Started

BENNY CUNNINGHAM'S NFL STATISTICS

REGULAR SEASON

Year	Team	GP-GS	Rush	Yds	Avg	Lg	TD	Rec	Yds	Avg	Lg	TD	STT
2013	St. Louis	14-0	47	261	5.6	56	1	6	59	9.8	18	0	2
2014	St. Louis	16-2	66	246	3.7	20	3	45	352	7.8	19	1	2
2015	St. Louis	16-1	37	140	3.8	40	0	26	250	9.6	42	0	3
2016	LA Rams	11-0	21	101	4.8	24	0	16	91	5.7	12	0	3
2017	Chicago	5-0	6	30	5.0	12	0	5	66	13.2	38t	1	3
NFL totals		61-3	177	778	4.4	56	4	98	818	8.3	42	2	13


Year	Team	KR	Yds	Avg	LG	TD	PR	FC	Yds	Avg	Lg	TD
2013	St. Louis	13	299	23.0	32	0	0	0	0	-	-	0
2014	St. Louis	35	963	27.5	75	0	0	0	0	-	-	0
2015	St. Louis	25	714	28.6	102	0	0	0	0	-	-	0
2016	LA Rams	22	599	27.2	61	0	0	0	0	-	-	0
2017	Chicago	4	86	21.5	25	0	0	0	0	-	-	0
NFL totals		99	2,661	26.9	102	0	0	0	0	-	-	0

SEASON / CAREER / PLAYOFF HIGHS

	2017	Career	Playoff
Rushes.....	5, at GB (9/28)	16, vs. SEA (9/13/15)	None
Rushing Yards.....	26, at GB (9/28)	109, vs. CHI (11/24/13)	None
Longest Run.....	12, at GB (9/28)	56, at IND (11/10/13)	None
Rushing TDs.....	None	1, 4 times	None
Receptions.....	3, vs. PIT (9/24)	7, at SEA (12/28/14)	None
Receiving Yards.....	43, vs. MIN (10/9)	77, vs. SEA (9/13/15)	None
Longest Reception.....	38t, vs. MIN (10/9)	42, vs. SEA (9/13/15)	None
Receiving TDs.....	1, vs. MIN	1, twice	None



21 QUINTIN DEMPS



Ht: 5-11 Wt: 210
Age: 32 College: UTEP
Bears Season: 1 NFL Season: 10
Acquired: Unrestricted free agent in 2017 (HOU)

DEFENSIVE BACK

PRO CAREER: Owns 275 tackles, 18 interceptions, 44 pass breakups, 1.5 sacks, 6 TFLs, 4 forced fumbles and 3 fumble recoveries in 110 career contests with 44 starts with the Philadelphia Eagles (2008-09), Houston Texans (2010-12, and '15-16), Kansas City Chiefs (2013), New York Giants (2014) and Chicago Bears (2017) ... appeared in 10 postseason contests (4 starts) ... owns 17 tackles and 1 TFL in the postseason ... 15 INTs since 2013 are 3rd most in NFL among safeties.

2017 SEASON: Started three games, recording 12 tackle before being placed on injured reserve.

PREVIOUS SEASONS: 2016: Started 13 games, recording 55 tackles, 6 interceptions, 9 pass breakups, 1 forced fumble and 1 TFL for the Houston Texans ... 6 INTs led all safeties last season, second most overall and the second most in Houston's single-season history ... set Texans record with INT in four consecutive games (Weeks 14-17) ... set career-highs in interceptions and pass breakups. **2015:** Appeared in 14 games with 13 starts for the Texans, recording 61 tackles, 0.5 sacks, 1 interception, 6 pass breakups, 1 forced fumble and 1 TFL. **2014:** Appeared in 16 games with 9 starts for the New York Giants, recording 54 tackles, 4 interceptions, 7 pass breakups, 1 forced fumble and 1 TFL ... added 3 STT. **2013:** Played in all 16 games with 6 starts for the Kansas City Chiefs, recording 32 tackles, 4 interceptions and 9 pass breakups ... added 3 STT. **2012:** Played in 12 games for the Texans, recording 27 tackles, 5 pass breakups, 2 TFLs and 1 fumble recovery ... added 9 STT. **2011:** Played in 9 games for the Houston Texans, tallying 22 tackles, 2 interceptions, and 4 pass breakups. **2010:** Appeared in 2 games for the Texans. **2009:** Played in 9 games for the Philadelphia Eagles, recording 7 tackles, 1 interception and 3 pass breakups... Added 7 STTs. **2008:** Played in all 16 games for the Philadelphia Eagles as a rookie, tallying 5 tackles, 1 sack, 1 pass breakup, 1 forced fumble and 1 fumble recovery ... added 13 STTs.

2017 CHICAGO BEARS

Date	W/L	Opponent	Tkls-S	Sk-YL	INT-Yds	PD	FF	FR	TFL
9/10*	L	ATL	3-3	0-0	0-0	0	0	0	0
9/17*	L	at TB	7-6	0-0	0-0	0	0	0	0
9/24*	W	PIT	2-2	0-0	0-0	0	0	0	0
9/28	L	at GB			INJURED RESERVE				
10/9	L	MIN			INJURED RESERVE				
10/15	W	at BAL			INJURED RESERVE				
10/22	W	CAR			INJURED RESERVE				
10/29		at NO							
11/12		GB							
11/19		DET							
11/26		at PHI							
12/3		SF							
12/10		at CIN							
12/16		at DET							
12/24		CLE							
12/31		at MIN							
Totals	1-2		12-11	0-0	0-0	0	0	0	0

*Denotes Game Started



QUINTIN DEMPS' NFL STATISTICS

REGULAR SEASON

Year	Team	GP	GS	Tackles					Interceptions					Fumbles			Misc.	
				Tot	S	A	Sk	Yds	No	Yds	Lg	TD	PD	FF	FR	Yds	TFL	STT
2008	Philadelphia	16	0	5	5	0	1.0	9.0	0	0	-	0	1	1	0	0	1.0	13
2009	Philadelphia	9	0	7	7	0	0.0	0.0	1	12	12	0	3	0	0	0	0.0	7
2010	Houston	2	0	0	0	0	0.0	0.0	0	0	-	0	0	0	0	0	0.0	1
2011	Houston	9	0	22	18	4	0.0	0.0	2	47	42	0	4	0	0	0	0.0	1
2012	Houston	12	0	27	21	6	0.0	0.0	0	0	-	0	5	0	1	0	2.0	9
2013	Kansas City	16	6	32	22	10	0.0	0.0	4	61	35	0	9	0	0	0	0.0	3
2014	NY Giants	16	9	54	38	16	0.0	0.0	4	19	10	0	7	1	0	0	1.0	3
2015	Houston	14	13	61	35	26	0.5	6.5	1	0	-	0	6	1	2	33	1.0	0
2016	Houston	13	13	56	38	17	0.0	0.0	6	54	19	0	9	1	0	0	1.0	0
2017	Chicago	3	3	12	11	1	0.0	0.0	0	0	-	0	0	0	0	0	0.0	0
NFL totals		110	44	275	195	80	1.5	15.5	18	193	42	0	44	4	3	33	6.0	37


ADDITIONAL STATS: Kick returns- 110 for 2,931 yards

POSTSEASON

Year	Team	GP	GS	Tackles					Interceptions					Fumbles			Misc.		
				Tot	S	A	Sk	Yds	No	Yds	Lg	TD	PD	FF	FR	Yds	TFL	STT	
2008	Philadelphia	3	1	7	4	3	0.0	0.0	0	0	-	0	0	0	0	0	0	0	2
2011	Houston	2	1	3	3	0	0.0	0.0	0	0	-	0	0	0	0	0	0	1	0
2012	Houston	2	0	0	0	0	0.0	0.0	0	0	-	0	0	0	0	0	0	2	
2013	Kansas City	1	0	0	0	0	0.0	0.0	0	0	-	0	0	0	0	0	0	1	
2015	Houston	1	1	5	3	2	0.0	0.0	0	0	-	0	0	0	0	-	0	0	
2016	Houston	1	1	2	2	0	0.0	0.0	0	0	-	0	0	0	0	-	0	0	
Postseason		10	4	17	12	5	0.0	0.0	0	0	-	0	0	0	0	0	0	1	5

SEASON / CAREER / PLAYOFF HIGHS

	2017	Career	Playoff
Tackles	7, at TB (9/17)	10, at PHI (10/12/14)	5, twice
Solos	6, at TB (9/17)	9, at PHI (10/12/14)	3, twice
Pass Defenses	None	2, six times	None
Interceptions	None	1, 18 times	None



49 ANDREW DEPAOLA

Ht: 6-2

Age: 30

Bears Season: 1

Acquired: Waiver claim in 2017 (TB)

Wt: 230

College: Rutgers

NFL Season: 4

LONG SNAPPER

PRO CAREER: Enters his 4th NFL season... Appeared in 55 games with the Tampa Bay Buccaneers (2014-16) and the Chicago Bears (2017).

2017 SEASON: Appeared in seven games on special teams.

PREVIOUS SEASONS: 2012-13 - Spent the 2012 and 2013 training camps with the Buccaneers.

2014 - Made NFL debut in season opener vs. Carolina (9/7). Played in all 16 games on the season and registered four special teams tackles: one vs. Carolina (9/7), one at New Orleans (10/5), one vs. Minnesota (10/26), and one at Carolina (12/14).

ANDREW DEPAOLA'S NFL STATISTICS

REGULAR SEASON

GAMES PLAYED-STARTED - 55-0: 2014 TB (16-0); 2015 TB (16-0); 2016 TB (16-0); 2017 CHI (7-0).



94 LEONARD FLOYD

Ht: 6-4

Wt: 240

Age: 25

College: Georgia

Bears Season: 2

NFL Season: 2

Acquired: 1st round of the 2016 draft (9th overall)

LINEBACKER

PRO CAREER: In his second season with the Bears (2016-17) ... Totals 73 tackles, 11 sacks, 5 pass breakups, 1 forced fumble, 2 fumble recoveries and 10 TFLs ... Ranked third in NFL in sacks among rookies in 2016 ... 7 sacks in 2016 ranked third in all-time among Bears rookies (Mark Anderson, Brian Urlacher).

2017 SEASON: Started seven games, recording 22 tackles, 4 sacks, 7 TFLs, 1 pass defense and 1 fumble recovery.

HONORS AND AWARDS: 2016 All-Rookie Team (PFWA, Gil Brandt, Fox Sports).

2016 SEASON: Started in 12 games (Games 1-4, 7-10 & 12-16) producing 51 tackles, 7 sacks, 4 pass breakups, 1 forced fumble, 1 recovered fumble and 3 TFLs as a rookie ... recorded a sack-fumble on Aaron Rodgers and then recovered the ball in the endzone for a touchdown at Green Bay ... scored one of only two defensive touchdowns for the Bears in the season ... recorded a season-high 8 tackles in his NFL debut at Houston (9/11) ... recorded the team's only safety of the year on a sack of Blaine Gabbert vs. SF (12/4) ... ranked 3rd in NFL in sacks among rookies ... posted 3 multi-sack games as a rookie which is most by a Bears rookie since 2006.

2017 CHICAGO BEARS

Date	W/L	Opponent	Tkls-S	Sk-YL	INT-Yds	PD	FF	FR	TFL
9/10*	L	ATL	4-3	0-0	0-0	1	0	0	1
9/17*	L	at TB	2-0	0-0	0-0	0	0	1	0
9/24*	W	PIT	1-0	0-0	0-0	0	0	0	0
9/28*	L	at GB	3-3	1-1	0-0	0	0	0	1
10/9*	L	MIN	6-6	2-20	0-0	0	0	0	4
10/15*	W	at BAL	2-0	0-0	0-0	0	0	0	0
10/22*	W	CAR	4-3	1-6	0-0	0	0	0	1
10/29		at NO							
11/12		GB							
11/19		DET							
11/26		at PHI							
12/3		SF							
12/10		at CIN							
12/16		at DET							
12/24		CLE							
12/31		at MIN							
Totals	3-4		22-15	4-27	0-0	1	0	1	7

*Denotes Game Started


LEONARD FLOYD'S NFL STATISTICS

REGULAR SEASON

Year	Team	GP	GS	Tackles				Interceptions				Fumbles			Misc.			
				Tot	S	A	Sk	Yds	No	Yds	Lg	TD	PD	FF	FR	Yds	TFL	STT
2016	Chicago	12	12	51	33	18	7.0	49.5	0	0	-	0	4	1	1	0	3.0	0
2017	Chicago	7	7	22	16	6	4.0	27.0	0	0	-	0	1	0	1	0	7.0	0
NFL totals		19	19	73	49	24	11.0	76.5	0	0	-	0	5	1	2	0	10.0	0

SEASON / CAREER / PLAYOFF HIGHS

	2017	Career	Playoff
Tackles	6, vs. MIN (10/9)	8, at HOU (9/11)	None
Solos	6, vs. MIN (10/9)	Same	None
Tackles For Loss	4, vs. MIN (10/9)	Same	None
Sacks	2, vs. MIN (10/9)	2, three times	None

**50** **JERRELL FREEMAN****Ht:** 6-0**Wt:** 236**Age:** 31**College:** Mary Hardin-Baylor**Bears Season:** 2**NFL Season:** 6**Acquired:** Unrestricted free agent in 2016 (IND)**LINEBACKER**

PRO CAREER: Enters his sixth professional season, starting all 70 career games he's appeared in with the Indianapolis Colts (2012-15) and Chicago Bears (2016-17) ... owns 615 career tackles, 12 sacks, 29 TFLs, 4 interceptions (2 returned for touchdowns), 22 pass breakups, 8 forced fumbles and 3 fumble recoveries ... notched 100 tackles in 4-of-5 professional seasons (2012-13 & '15-16) ... became the first undrafted NFL player to return an interception for a touchdown in his NFL debut since 1987 ... had 6 forced fumbles in 2013, tied for third most in the NFL and set a Colts franchise record ... 145 tackles in 2012 ranked fourth in the NFL and second among rookies ... started 5-of-6 career postseason games, recording 54 tackles, 1.5 sacks and 1 pass breakup, TFL, forced fumble and fumble recovery ... started his professional career in the CFL, recording 144 tackles, 13 sacks, 3 interceptions, 4 fumble recoveries and 1 defensive touchdown over three seasons with the Saskatchewan Roughriders (2009-11) ... three-time CFL Defensive Player of the Week and 2011 CFL All-Star ... participated in two CFL Grey Cup games with the Roughriders.

2017 SEASON: Placed on IR after sustaining a pectoral injury in Week One vs. Atlanta ... started Game 1, recording 10 tackles and 1 TFL.

HONORS AND AWARDS: **2013:** AFC Defensive Player of the Week at KC (12/22); USA Today All-Joe Team.

PREVIOUS SEASONS: **2016:** Started all 12 games he appeared in tallying 127 tackles, 5 pass breakups and 7 TFLs ... led the team in tackles and recorded the game-high in tackles on 10 different occasions ... ranked 4th on the team in pass breakups (1st among linebackers) ... set a career-high with 17 tackles in the season opener at HOU (9/11) ... recorded his 4th 100+ tackle season of his NFL career. **2015:** Put together his third 100+ tackle season since 2012, collecting 112 tackles over 13 games (13 starts) in his final season as a Colt ... also recorded 3 sacks, 1 interception (returned for a touchdown), 2 pass breakups, 4 TFLs and 1 fumble recovery ... 112 tackles ranked 2nd on the team while his 3 sacks ranked tied for 3rd. **2014:** Collected 95 tackles, 1.5 sacks, 6 pass breakups, 4 TFLs and 1 forced fumble while starting 12-of-12 games for Indianapolis ... 95 tackles ranked 2nd on the team ... also started all 3 of the Colts postseason contests, recording a team-high 32 tackles, 1.5 sacks and 1 forced fumble and fumble recovery. **2013:** In his second professional season with the Colts, tallied a team-high 126 tackles while starting all 16 games ... notched career-highs in sacks (5.5), interceptions (2), forced fumbles (6) and fumble recoveries (2) ... also recorded 6 pass breakups and TFLs ... started 1-of-2 postseason contests, posting 18 tackles, 1 pass breakup and 1 TFL. **2012:** Started 16-of-16 contests, notching a team and career-high 145 tackles as an undrafted rookie with the Colts ...also collected a career-high 7 TFLs, 2 sacks, 1 interception, 3 pass breakups and 1 forced fumble ... started the Colts lone playoff game, producing 4 tackles. **2011 (CFL):** In his final season with Saskatchewan, totaled 105 tackles, 6 sacks, 1 interception and 1 fumble recovery in 17 games ... added 3 STTs. **2010 (CFL):** In 17 games, recorded 24 tackles, 7 sacks, 3 interceptions and 1 fumble recovery in his second season with the Roughriders ... added 13 STTs. **2009 (CFL):** In his first season in Saskatchewan, appeared in all 17 games, collecting 15 tackles, 2 fumble recoveries and 25 STTs.



2017 CHICAGO BEARS

Date	W/L	Opponent	Tkls-S	Sk-YL	INT-Yds	PD	FF	FR	TFL
9/10*	L	ATL	10-7	0-0	0-0	0	0	0	1
9/17	L	at TB			INJURED RESERVE				
9/24	W	PIT			INJURED RESERVE				
9/28	L	at GB			INJURED RESERVE				
10/9	L	MIN			INJURED RESERVE				
10/15	W	at BAL			INJURED RESERVE				
10/22	W	CAR			INJURED RESERVE				
10/29		at NO							
11/12		GB							
11/19		DET							
11/26		at PHI							
12/3		SF							
12/10		at CIN							
12/16		at DET							
12/24		CLE							
12/31		at MIN							
Totals	0-1		10-7	0-0	0-0	0	0	0	1

*Denotes Game Started

JERRELL FREEMAN'S NFL STATISTICS

REGULAR SEASON

Year	Team	GP	GS	Tackles				Interceptions				Fumbles			Misc.			
				Tot	S	A	Sk	Yds	No	Yds	Lg	TD	PD	FF	FR	Yds	TFL	STT
2012	Indianapolis	16	16	145	90	55	2.0	17.0	1	4	4t	1	3	1	0	0	7.0	0
2013	Indianapolis	16	16	126	83	43	5.5	22.5	2	13	13	0	6	6	2	24	6.0	0
2014	Indianapolis	12	12	95	58	37	1.5	8.5	0	0	-	0	6	1	0	0	4.0	0
2015	Indianapolis	13	13	112	66	46	3.0	33.0	1	23	23t	1	2	0	1	0	4.0	0
2016	Chicago	12	12	127	96	31	0.0	0.0	0	0	0	0	5	0	0	0	7.0	0
2017	Chicago	1	1	10	7	3	0.0	0.0	0	0	-	0	0	0	0	0	1.0	0
Bears totals		13	13	137	103	34	0.0	0.0	0	0	-	0	5	0	0	0	8.0	0
NFL totals		70	70	615	400	215	12.0	81.0	4	40	23t	2	22	8	3	24	29.0	0

POSTSEASON

Year	Team	GP	GS	Tackles				Interceptions				Fumbles			Misc.				
				Tot	S	A	Sk	Yds	No	Yds	Lg	TD	PD	FF	FR	Yds	TFL	STT	
2012	Indianapolis	1	1	4	3	1	0.0	0.0	0	0	-	0	0	0	0	0	0	0	0
2013	Indianapolis	2	1	18	10	8	0.0	0.0	0	0	-	0	1	0	0	0	1	0	0
2014	Indianapolis	3	3	32	16	16	1.5	5.5	0	0	-	0	0	1	1	0	0	0	0
NFL totals		6	5	54	29	25	1.5	5.5	0	0	-	0	1	1	1	0	1	0	0

SEASON / CAREER / PLAYOFF HIGHS

	2016	Career	Playoff
Tackles	10, vs. ATL (9/10)	17, at HOU (9/11/16)	15, vs. CIN (1/4/15)
Solos	7, vs. ATL (9/10)	11, twice	7, vs. CIN (1/4/15)
Tackles For Loss	1, vs. ATL (9/10)	3, twice	1, vs. KC (1/4/14)
Sacks	None	2, twice	1.5 vs. CIN (1/4/15)



23 KYLE FULLER

Ht: 5-11 **Wt:** 190
Age: 25 **College:** Virginia Tech
Bears Season: 4 **NFL Season:** 4
Acquired: 1st round of the 2014 draft (14th overall)

DEFENSIVE BACK

PRO CAREER: Started 37-of-39 games for the Bears (2014-17), producing 163 tackles, 3 TFLs, 6 interceptions, 32 pass breakups and 3 forced fumbles ... led the Bears in interceptions in 2015 (2) after tying for the team lead in 2014 (4) ... in his first two NFL seasons, has 6 interceptions and 3 forced fumbles, one-of-four players in the NFL to do so since start of the 2014 season along with Mike Adams (Colts), Josh Norman (Carolina) and Earl Thomas (Seattle) ... in 2014 ranked 1st in interceptions and tied for 1st in forced fumbles among rookies ... was the 6th Bears player all-time to lead NFL rookies in interceptions and first since Charles Tillman tied for 1st in 2003 ... became first Bears rookie since Chris Harris in 2005 to record 2 interceptions in a game, with both coming in the 4th quarter at San Francisco, leading to two Chicago touchdowns, including the game winning score.

2017 SEASON: Started seven games, recording 34 tackles and 8 pass defenses.

HONORS & AWARDS: 2014: NFL All-Rookie Team (PFWA, Gil Brandt), NFL Defensive Rookie of the Month (Sept), NFC Defensive Player of the Week (Week 2 at SF), NFL Rookie of the Week (Week 3 at NYJ), Brian Piccolo Award.

2017 CHICAGO BEARS

Date	W/L	Opponent	Tkls-S	Sk-YL	INT-Yds	PD	FF	FR	TFL
9/10*	L	ATL	6-5	0-0	0-0	1	0	0	0
9/17*	L	at TB	4-4	0-0	0-0	0	0	0	0
9/24*	W	PIT	4-4	0-0	0-0	2	0	0	0
9/28*	L	at GB	5-4	0-0	0-0	0	0	0	0
10/9*	L	MIN	4-4	0-0	0-0	1	0	0	0
10/15*	W	at BAL	6-5	0-0	0-0	3	0	0	0
10/22*	W	CAR	5-4	0-0	0-0	1	0	0	0
10/29		at NO							
11/12		GB							
11/19		DET							
11/26		at PHI							
12/3		SF							
12/10		at CIN							
12/16		at DET							
12/24		CLE							
12/31		at MIN							
Totals	3-4		34-30	0-0	0-0	8	0	0	0

*Denotes Game Started

KYLE FULLER'S NFL STATISTICS

REGULAR SEASON

Year	Team	GP	GS	Tackles					Interceptions					Fumbles			Misc.	
				Tot	S	A	Sk	Yds	No	Yds	Lg	TD	PD	FF	FR	Yds	TFL	STT
2014	Chicago	16	14	73	54	19	0.0	0.0	4	81	31	0	9	3	0	0	3.0	2
2015	Chicago	16	16	56	45	11	0.0	0.0	2	24	15	0	15	0	0	0	0.0	1
2016	Chicago	0	0	0	0	0	0	0	0	0	0	0	0	0	0	0	0	0
2017	Chicago	7	7	34	30	4	0.0	0.0	0	0	-	0	8	0	0	0	0	0
NFL totals		39	37	163	129	34	0.0	0.0	6	105	31	0	32	3	0	0	3.0	3

SEASON / CAREER / PLAYOFF HIGHS

	2017	Career	Playoff
Tackles	6, twice	8, at DET (11/27/14)	None
Solos	5, twice	7, three times	None
Tackles For Loss	None	1, three times	None
Interceptions	None	2, at SF (9/14/14)	None



19 TANNER GENTRY

Ht: 6-2
Age: 23

Wt: 210
College: Wyoming

Acquired: Undrafted free agent in 2017

WIDE RECEIVER

COLLEGE: Caught 180 passes for 2,815 yards (15.6 avg) and 20 touchdowns in 42 games at Wyoming... Added 13 carries for 81 yards (6.2 avg)... Leaves Wyoming ranked tied for 4th in receiving touchdowns, 5th in receiving yards and 8th in receptions. **SENIOR:** Recorded 72 receptions for 1,326 yards (18.4 avg) and 14 touchdowns... Added 6 carries for 30 yards... 72 receptions ranked 1st on the team and 6th in school for history a single season... Posted the 6th most receiving yards in a single season and his 14 TDs ranks tied for 2nd. **JUNIOR:** Caught 37 passes for 678 yards (18.3 avg) and 4 TDs in 7 games before suffering a season-ending injury... He was leading the Mountain West in receiving yards at the time of the injury and was named to the 2015 Biletnikoff Award Watch... Added five carries for 48 yards... In his seven games, he recorded 100 or more receiving yards three times.

2017 SEASON: Promoted to active roster from practice squad after Week 1... Appeared in three games (two starts), catching 3 passes for 35 yards (11.7 avg)... Added back to practice squad after being waived.

2017 CHICAGO BEARS

Date	W/L	Opp.	Rec	Yds	Avg	Long	TD
9/10	L	ATL					
9/17	L	vs. TB	2	27	13.5	15	0
9/24	W	PIT					
9/28	L	at GB					
10/9	L	MIN					
10/15*	W	at BAL	0	0	0.0	-	0
10/22*	W	CAR	1	8	8.0	0	0
10/29		at NO					
11/12		GB					
11/19		DET					
11/26		at PHI					
12/3		SF					
12/10		at CIN					
12/16		at DET					
12/24		CLE					
12/31		at MIN					
Totals	2-0		3	35	11.7	15	0

*Denotes Game Started


TANNER GENTRY'S NFL STATISTICS

REGULAR SEASON

Year	Team	GP-GS	Rec	Yds	Avg	Lg	TD	Rush	Yds	Avg	Lg	TD	STT
2017	Chicago	3-2	3	35	11.7	15	0	0	0	0.0	-	0	0

SEASON / CAREER / PLAYOFF HIGHS

	2017	Career	Playoff
Receptions.....	2, at TB (9/17)	Same	None
Receiving Yards.....	27, at TB (9/17)	None	None
Longest Reception.....	15, at TB (9/17)	None	None
Receiving TDs.....	None	None	None

**8 MIKE GLENNON**

Ht: 6-6 **Wt:** 225
Age: 27 **College:** North Carolina State
Bears Season: 1 **NFL Season:** 5
Acquired: Unrestricted FA in 2017 (TB)

QUARTERBACK

PRO CAREER: Completed 467-of-770 passes (60.6 percent) for 4,933 yards in 25 games with 22 starts in 5 seasons with the Tampa Bay Buccaneers (2013-16) and Chicago Bears (2017) ... owns 34 passing touchdowns, 20 interceptions and 90 rushing yards on 41 attempts (2.2 avg) ... set a career-high in passing touchdowns in 2013 with 19 ... started his first regular season game vs. ARI (9/29/13) ... has 4 games with a 100-plus passer rating, with 3 of those coming in 2013 (138.4 at DET 11/24; 137.5 vs. ATL 11/17; 123.1 at SEA 11/3).

2017 SEASON: Started four games, completing 93-of-140 passes (66.4 percent) for 833 yards, 4 touchdowns and 5 interceptions for a QB rating of 76.9... Adds 4 carries for 4 yards. Did not play Games 5-7.

HONORS & AWARDS: 2013: PFWA All-Rookie Team ... his selection marked the first time since 2007 that the PFWA's All-Rookie quarterback was not a player taken in the first round.

PREVIOUS SEASONS: 2016: Completed 10-of-11 attempts for 75 yards and 1 touchdown in two games for Tampa Bay. **2015:** Did not appear in a game. **2014:** Completed 117-of-203 pass attempts for 1,417 yards with 10 touchdowns, 6 interceptions and a 83.3 passer rating in 6 games (5 starts) with Tampa Bay ... added 49 yards rushing on 10 attempts. **2013:** Threw for 2,608 yards and 19 touchdowns while completing 247-of-416 pass attempts (59.4 percent) as a rookie in Tampa Bay ... added 9 interceptions and 27 rush attempts for 37 yards ... set franchise rookie record for passing yards and touchdowns ... set career-highs in passing yards, pass attempts, completions, touchdown passes and rush attempts ... posted three QBR's of 123.0 or higher ... posted a career-high 138.4 QBR in a 24-21 win at Detroit, throwing for 247 yards on 14 of 21 attempts with two touchdowns and zero interceptions ... the week prior, he posted a QBR of 137.5 on 20 of 23 passing for 231 yards and two touchdowns in a 41-28 win over Atlanta ... also posted a QBR of 123.1 in an overtime loss at Seattle.

COLLEGE: In four seasons at N.C. State (2008-12), Glennon played in 36 games with 26 starts ... finished his career with 7,411 passing yards and 63 touchdowns while completing 646-of-1,069 passes ... finished his senior season with the second-most passes attempted (564) in ACC history, third-most completions (330), fourth-most passing yards (4,031) and tied for the fifth-most passing touchdowns (31) ... joins former Wolfpack quarterback Philip Rivers as the only passers in school history to throw for 4,000+ yards in a single season ... one of only three quarterbacks in N.C. State history to complete 300+ passes in a single season (Rivers, Russell Wilson).

2017 CHICAGO BEARS

Date	W/L	Opp.	Att	Cmp	Yds	Pct.	TD	INT	Lg	Sk/Lst	Rtg
9/10*	L	Atl	40	26	213	65.0	1	0	22	4/37	86.8
9/17*	L	at TB	45	31	301	68.9	1	2	20	1/11	76.2
9/24*	W	Pit	22	15	101	68.1	1	1	17	2/17	74.2
9/28*	L	at GB	33	21	218	63.6	1	2	29	1/13	67.5
10/9	L	Min									DID NOT PLAY
10/15	W	at Bal									DID NOT PLAY
10/22	W	Car									DID NOT PLAY
10/29		at NO									
11/12		GB									
11/19		Det									
11/26		at Phi									
12/3		SF									
12/10		at Cin									
12/16		at Det									
12/24		Cle									
12/31		at Min									
Totals	1-3		140	93	833	66.4	4	5	29	8/78	76.9



MIKE GLENNON'S NFL STATISTICS

REGULAR SEASON

Year	Team	GP-GS	Att	Cmp	Pct	Yds	Yds/Att	TD	Int	Lg	Sk-Yds	Rating
2013	Tampa Bay	13-13	416	247	59.4	2,608	6.3	19	9	85t	40-314	83.9
2014	Tampa Bay	6-5	203	117	57.6	1,417	7.0	10	6	41	16-91	83.3
2015	Tampa Bay	0-0	0	0	--	0	--	0	0	--	0-0	--
2016	Tampa Bay	2-0	11	10	90.9	75	6.8	1	0	13	0-0	125.4
2017	Chicago	4-4	140	93	66.4	833	6.0	4	5	29	8-78	76.9
NFL totals		25-22	770	467	60.6	4,933	6.4	34	20	85t	64-483	83.2

Record as Starter: 6-16 (.286) - 2013 (4-9), 2014 (1-4), 2017 (1-3).

ADDITIONAL STATS: Fumbles-Lost -- (13-8): 2013 (7-4), 2014 (2-0), 2017 (3-3)

Year	Team	Rush	Yds	Avg	Lg	TD
2013	Tampa Bay	27	37	1.4	16	0
2014	Tampa Bay	10	49	4.9	19	0
2016	Tampa Bay	0	0	-	-	0
2017	Chicago	4	4	1.0	2	0
NFL totals		41	90	2.2	19	0

SEASON / CAREER / PLAYOFF HIGHS

	2017	Career	Playoff
Attempts	45, at TB (9/17)	51, vs. CAR (10/24/13)	None
Completions	31, at TB (9/17)	Same	None
Passing Yards	301, at TB (9/17)	314, vs. BAL (10/12/14)	None
TD Passes	1, four times	2, 12 times	None
Interceptions	2, twice	2, four times	None
Longest Completion	29, at GB (9/28)	85t, at DET (11/24/13)	None

MIKE GLENNON'S GAME-BY-GAME STATISTICS

2013 TAMPA BAY BUCCANEERS

Date	W/L	Opp.	Att	Cmp	Yds	Pct.	TD	INT	Lg	Sk/Lst	Rtg
DID NOT PLAY WEEKS 1-3											
9/29	L	Ari	43	24	193	55.8	1	2	20	2/20	55.7
10/13	L	Phi	43	26	273	60.5	2	1	36	2/16	84.7
10/20	L	at Atl	44	26	256	59.1	2	0	59	3/30	90.7
10/24	L	Car	51	30	275	58.8	1	0	29	3/26	80.1
11/3	L	at Sea	23	17	168	73.9	2	0	27	3/25	123.1
11/11	W	Mia	21	11	139	52.4	1	1	30	2/15	69.3
11/17	W	Atl	23	20	231	87.0	2	0	53	2/7	137.5
11/24	W	at Det	21	14	247	66.7	2	0	85	4/40	138.4
12/1	L	at Car	21	14	180	66.7	0	1	60	5/40	73.5
12/8	W	Buf	25	9	90	36.0	2	2	38	1/9	40.4
12/15	L	SF	34	18	179	52.9	2	1	26	4/35	75.5
12/22	L	at StL	26	16	158	61.5	0	0	30	7/47	78.7
12/29	L	at NO	41	22	219	53.7	2	1	48	2/4	75.2
Totals	4-9		416	247	2,608	59.4	19	9	85	40/314	83.9

2014 TAMPA BAY BUCCANEERS

Date	W/L	Opp.	Att	Cmp	Yds	Pct.	TD	INT	Lg	Sk/Lst	Rtg
9/18	L	at Atl	24	17	121	70.8	1	0	14	2/18	96.0
9/28	W	at Pit	42	21	302	50.0	2	1	41	1/15	79.7
10/5	L	at NO	32	19	249	59.4	2	1	34	1/1	91.8
10/12	L	Bal	44	24	314	54.5	2	1	33	5/37	83.0
10/26	L	Min	28	19	171	67.9	1	1	40	5/12	81.1
11/2	L	at Cle	33	17	260	51.5	2	2	34	2/8	72.8
Totals	1-5		203	117	1,417	57.6	10	6	41	16/91	83.3

2016 TAMPA BAY BUCCANEERS

Date	W/L	Opp.	Att	Cmp	Yds	Pct.	TD	INT	Lg	Sk/Lst	Rtg
11/3	L	Atl	11	10	75	90.9	1	0	13	0/0	125.4
11/13	W	CHI	-	-	-	-	-	-	-	-	-
Totals	1-1		11	10	75	90.9	1	0	13	0/0	125.4



91 EDDIE GOLDMAN

Ht: 6-4 **Wt:** 320
Age: 23 **College:** Florida State
Bears Season: 3 **NFL Season:** 3
Acquired: 2nd round of the 2015 draft (39th overall)

DEFENSIVE LINE

PRO CAREER: Starts third professional season, appearing in 28 contests with 24 starts for the Chicago Bears (2015-17) ...tallied 85 tackles, 8.5 sacks, 11 TFLs and 1 pass breakup ... named to Mel Kiper and the PFWA's All-Rookie teams after tallying 39 tackles, 4.5 sacks and 6 TFLs ... ranked 4th amongst NFL rookies in sacks with 4.5.

2017 SEASON: Started seven games, recording 22 tackles, 1.5 sacks and 2 TFLs.

HONORS AND AWARDS: 2015: All-Rookie (PFWA & Mel Kiper).

PREVIOUS SEASONS: 2016: Limited because of injury to 6 games with 5 starts, recording 24 tackles, 2.5 sacks, 3 TFLs and 1 pass breakup ... posted a career high 6 tackles in the season-opener at HOU (9/11) ... 3 TFLs tied for 3rd on the team. 2015: Notched 39 tackles, 4.5 sacks and 6 TFLs en route to being named to Mel Kiper's and the PFWA's All-Rookie Teams ... started 12-of-15 games for the Bears ... his 4.5 sacks ranked 4th amongst NFL rookies ... 6 TFLs ranked 4th on the Bears ... was placed on IR on 12/30 with an ankle injury.

2017 CHICAGO BEARS

Date	W/L	Opponent	Tkls-S	Sk-YL	INT-Yds	PD	FF	FR	TFL
9/10*	L	ATL	1-1	0-0	0-0	0	0	0	0
9/17*	L	at TB	3-2	1-5	0-0	0	0	0	1
9/24*	W	PIT	2-2	0-0	0-0	0	0	0	0
9/28*	L	at GB	2-0	0-0	0-0	0	0	0	0
10/9*	L	MIN	2-2	0-0	0-0	0	0	0	0
10/15*	W	at BAL	6-6	0-0	0-0	0	0	0	1
10/22*	W	CAR	6-5	0.5-0.5	0-0	0	0	0	0
10/29		at NO							
11/12		GB							
11/19		DET							
11/26		at PHI							
12/3		SF							
12/10		at CIN							
12/16		at DET							
12/24		CLE							
12/31		at MIN							
Totals	3-4		22-18	1.5-5.5	0-0	0	0	0	2

*Denotes Game Started

EDDIE GOLDMAN'S NFL STATISTICS

REGULAR SEASON

Year	Team	GP	GS	Tackles					Interceptions				Fumbles			Misc.			
				Tot	S	A	Sk	Yds	No	Yds	Lg	TD	PD	FF	FR	Yds	TFL	STT	
2015	Chicago	15	12	39	23	16	4.5	40.5	0	0	-	0	0	0	0	0	0	6.0	0
2016	Chicago	6	5	24	18	6	2.5	16.0	0	0	-	0	1	0	0	0	0	3.0	0
2017	Chicago	7	7	22	18	4	1.5	5.5	0	0	-	0	0	0	0	0	0	2.0	0
NFL totals		28	24	85	59	26	8.5	62.0	0	0	-	0	1	0	0	0	0	11.0	0

SEASON / CAREER / PLAYOFF HIGHS

	2017	Career	Playoff
Tackles	6, twice	6, twice	None
Solos	6, at BAL (10/15)	6, twice	None
Tackles For Loss	1, twice	2, vs. SF (12/6/15)	None
Sacks	1, at TB (9/17)	2, vs. SF (12/6/15)	None



55 HRONISS GRASU

Ht: 6-3

Age: 26

Bears Season: 3

Acquired: 3rd round of the 2015 NFL draft (71st overall)

Wt: 303

College: Oregon

NFL Season: 3

CENTER

PRO CAREER: Starts third campaign with the team, appearing in 10 contests (9 starts) for the Bears (2015-17) ... made NFL Debut in Game 5 at Kansas City ... part of an offense that ranked 3rd in franchise single-season history in completion percentage (63.9) and interception percentage (2.3), 4th in gross passing yards (3,843) and third-down percentage (42.5), 5th in net passing yards (3,660) and 6th in passer rating (89.7) and total net yards (5,514) ... selected by the Bears in the 3rd round (71st overall) of the 2015 NFL Draft.

2017 SEASON: Appeared in two games (one start), did not play Game 1, inactive for games 4-7.

PREVIOUS SEASONS: 2016: Spent 2016 season on Injured Reserve. **2015:** Started 8 contests (Game 5-6 & 10-15) at center ... made NFL debut by starting at center in Game 5 at Kansas City ... inactive for Games 1-4 (coach's decision), 7-9 (due to a neck injury) and 16 (due to a knee injury) ... part of a bears offense that ranked 3rd in franchise single-season history in completion percentage (63.9) and interception percentage (2.3), 4th in gross passing yards (3,843) and third down percentage (42.5), 5th in net passing yards (3,660) and 6th in passer rating (89.7) and total net yards (5,514).


HRONISS GRASU'S NFL STATISTICS

REGULAR SEASON

GAMES PLAYED-STARTED - 10-9: 2015 CHI (8-8); 2016 CHI (0-0); 2017 CHI (2-1).



96

AKIEM
HICKS**Ht:** 6-5**Wt:** 336**Age:** 28**College:** Regina**Bears Season:** 2**NFL Season:** 6**Acquired:** Unrestricted free agent in 2016 (NE)

DEFENSIVE LINE

PRO CAREER: Entering his second season with the Bears, starting 56-of-84 contests with 235 tackles, 22.5 sacks, 35 TFLs, 4 pass breakups, 3 forced fumbles and 3 fumble recoveries in five seasons with the Saints (2012-15), Patriots (2015) and Bears (2016) ... his 119 tackles with New Orleans ranked 2nd among the defensive linemen on the Saints from 2012-15 ... led the Saints defensive line in tackles in 2013 (56) and was 2nd in 2014 (41) ... ranked 4th on the Saints in sacks from 2012-15 (6.5) ... was traded to the Patriots after the Saints first three games in 2015 ... 3 sacks with New England in 2015 ranked tied for 3rd along the Patriots defensive front ... 7 sacks with the Bears in 2016 ranked second on the team.

2017 SEASON: Started seven games, recording 24 tackles, 8 TFLs, 1 fumble recovery and 6 sacks for a loss of 39 yards.

HONORS AND AWARDS: 2016: Defensive Player of the Week (12/4)

PREVIOUS SEASONS: 2016: Started all 16 games at DE ... set a career-high in tackles (71), sacks (7), pass breakups (3) and forced fumbles (2) ... also recorded 5 TFLs and recovered 1 fumble ... one of three Bears players to record at least seven sacks ... only defensive player to start every game ... recorded 2 multi-sack games (10/31 vs. MIN & 12/4 vs. SF). **2015:** Appeared in 16 games with 3 starts with the Patriots and Saints ... posted 23 tackles, 3 sacks, 5 TFLs and 1 FR ... all 3 starts came with New Orleans where he collected 2 assisted tackles ... in 13 games with New England, notched 21 tackles, 3 sacks, 5 TFLs and 1 FR ... 3 sacks ranked tied for 3rd among the Patriots defensive linemen ... saw action in 2 playoff games, posting 3 tackles and 1 TFL. **2014:** Started 14-of-15 games for the Saints, posting 41 tackles, 2 sacks and 7 TFLs ... 41 tackles ranked 2nd on the Saints defensive linemen ... was placed on IR prior the season finale. **2013:** Started 16-of-16 games for the first time in his career with New Orleans ... posted career-highs in tackles (56), sacks (4.5) and TFLs (8) ... 56 tackles were the most among the Saints defensive front ... started both of the Saints postseason contests, notching 7 tackles and 0.5 sacks. **2012:** Appeared in 14 games with the Saints as a rookie ... collected 20 tackles, 1 pass breakup, 2 TFLs and 1 forced fumble.



2017 CHICAGO BEARS

Date	W/L	Opponent	Tkls-S	Sk-YL	INT-Yds	PD	FF	FR	TFL
9/10*	L	ATL	3-3	2-13	0-0	0	0	0	2
9/17*	L	at TB	3-2	0-0	0-0	0	0	0	0
9/24*	W	PIT	4-2	0-0	0-0	0	0	1	0
9/28*	L	at GB	2-0	0-0	0-0	0	0	0	0
10/9*	L	MIN	4-4	2-15	0-0	0	0	0	3
10/15*	W	at BAL	3-3	1-5	0-0	0	0	0	1
10/22*	W	CAR	5-4	1-6	0-0	0	0	0	2
10/29		at NO							
11/12		GB							
11/19		DET							
11/26		at PHI							
12/3		SF							
12/10		at CIN							
12/16		at DET							
12/24		CLE							
12/31		at MIN							
Totals	3-4		24-18	6-39	0-0	0	0	1	8

*Denotes Game Started

AKIEM HICKS' NFL STATISTICS

REGULAR SEASON

Year	Team	GP	GS	Tackles					Interceptions					Fumbles			Misc.	
				Tot	S	A	Sk	Yds	No	Yds	Lg	TD	PD	FF	FR	Yds	TFL	STT
2012	New Orleans	14	0	20	10	10	0.0	0.0	0	0	-	0	1	1	0	0	2	0
2013	New Orleans	16	16	56	29	27	4.5	27.5	0	0	-	0	0	0	0	0	8	0
2014	New Orleans	15	14	41	27	14	2.0	16.0	0	0	-	0	0	0	0	0	7	0
2015	TOTAL	16	3	23	9	14	3.0	12.0	0	0	-	0	0	0	1	0	5	0
2016	Chicago	16	16	71	50	21	7.0	49.0	0	0	-	0	3	2	1	0	5	0
2017	Chicago	7	7	24	18	6	6.0	39.0	0	0	-	0	0	0	1	0	8	0
Totals		84	56	235	143	92	22.5	143.5	0	0	-	0	4	3	3	0	35	0

POSTSEASON

Year	Team	GP	GS	Tackles					Interceptions					Fumbles			Misc.	
				Tot	S	A	Sk	Yds	No	Yds	Lg	TD	PD	FF	FR	Yds	TFL	STT
2013	New Orleans	2	2	7	3	4	0.5	4.0	0	0	-	0	0	0	0	0	0	0
2015	New England	2	0	3	1	2	0.0	0.0	0	0	-	0	0	0	0	0	1	0
Totals		4	2	10	4	6	0.5	4.0	0	0	-	0	0	0	0	0	1	0

SEASON / CAREER / PLAYOFF HIGHS

	2017	Career	Playoff
Tackles	5, vs. CAR (10/22)	13, vs. SF (12/4/16)	4, at SEA (1/11/14)
Solos	4, twice	8, vs. SF (12/4/16)	2, at PHI (1/4/14)
Sacks	2, twice	2, five times	0.5, at PHI (1/4/14)



24 JORDAN HOWARD

Ht: 6-0

Age: 23

Bears Season: 2

Acquired: 5th round of the 2016 draft (150th overall)

Wt: 222

College: Indiana

NFL Season: 2

RUNNING BACK

PRO CAREER: Enters second NFL campaign ... Started 20-of-22 games for the Bears, carrying the ball 391 times for 1,873 yards (4.8 avg) and 10 touchdowns ... Adds 40 receptions for 357 yards (8.9 avg)... Set a Bears rookie rushing record with his 1,313 yards and became the second-youngest Bears RB to eclipse 1,000 yards in a season ... his 1,313 yards ranked second in the NFL behind Dallas' Ezekiel Elliott, marking the first time since the 1970 merger that two rookies finished 1-2 in the NFL in rushing ... later became the first Bears rookie running back to be voted to the Pro Bowl since Hall of Famer Gale Sayers in 1965.

2017 SEASON: Started seven games, rushing for 560 yards on 139 carries (4.0 avg) and 4 touchdowns... Adds 11 receptions for 59 yards (5.4 avg)... Set a career-high in receptions (5) vs. PIT (9/24)... Led the Bears in scoring (12), rushing yards (138), receptions (5) and receiving yards (26) against the Steelers on 9/24. The last Bear to accomplish this feat was Matt Forte when he tallied 47 yards on the ground, 6 catches for 57 yards and 1 score at Minnesota (12/20/15)... Set a career-high in rushing yards (167) and carries (36) at BAL (10/15).

HONORS & AWARDS: 2016: NFC Offensive Player of the Week, FedEx Ground Player of the Week, Offensive Rookie of the Month (December/January), All-Rookie Team (PFWA, Gil Brandt, USA Today, Fox Sports) ... Brian Piccolo Award.

2016 SEASON: Appeared in 15 games (Games 2-16) with 13 starts (Games 4-16) carrying the ball 252 times for 1,313 yards (5.2 avg) and 6 touchdowns ... caught 29 passes for 298 yards (10.3 avg) ... 5.2 rushing average led the NFC ranked 4th in the league overall ... 1,313 yards ranked second in the NFL ... became the first Bears rookie to rush for 100+ yards in each of his first two starts ... second-youngest Bear to rush for 1,000 yards in a season (Salaam, 1995) ... first Bears rookie to rush for over 100 yards in 7 games ... scored 3 touchdowns vs. SF (12/4) which ranks tied for second most by a Bears rookie ... rushed for a career-high 153 yards vs. MIN (10/31), which earned him NFC Offensive Player of the Week and FedEx Ground Player of the Week ... earned Offensive Rookie of the Month for of December/January.



2017 CHICAGO BEARS

Date	W/L	Opp.	Rush	Yards	Avg.	Lg	TD	Rec.	Yards	Avg.	Lg	TD
9/10*	L	ATL	13	52	4.0	11	1	3	14	4.7	9	0
9/17*	L	at TB	9	7	0.8	4	0	0	0	0.0	-	0
9/24*	W	PIT	23	140	6.1	19t	2	5	26	5.2	10	0
9/28*	L	at GB	18	53	2.9	16	1	2	10	5.0	7	0
10/9*	L	MIN	19	76	4.0	13	0	0	0	0.0	-	0
10/15*	W	at BAL	36	167	4.6	53	0	1	9	9.0	9	0
10/22*	W	CAR	21	65	3.1	11	0	0	0	0.0	-	0
10/29		at NO										
11/12		GB										
11/19		DET										
11/26		at PHI										
12/3		SF										
12/10		at CIN										
12/16		at DET										
12/24		CLE										
12/31		at MIN										
Totals	3-4		139	560	4.0	53	4	11	59	5.4	10	0

*Denotes Game Started

JORDAN HOWARD'S NFL STATISTICS

REGULAR SEASON

Year	Team	GP-GS	Rush	Yds	Avg	Lg	TD	Rec	Yds	Avg	Lg	TD	STT
2016	Chicago	15-13	252	1,313	5.2	69	6	29	298	10.3	34	1	0
2017	Chicago	7-7	139	560	4.0	53	4	11	59	5.4	10	0	0
Totals		22-20	370	1,873	4.9	69	10	40	357	8.9	34	1	0

SEASON / CAREER / PLAYOFF HIGHS

	2017	Career	Playoff
Rushes.....	36, at BAL (10/15)	Same.....	None
Rushing Yards.....	167, at BAL (10/15)	Same.....	None
Longest Run.....	53, at BAL (10/15)	69, vs. MIN (10/31/16)	None
Rushing TDs.....	2, vs. PIT (9/24)	3, vs. SF (12/4)	None
Receptions.....	5, vs. PIT (9/24)	Same.....	None
Receiving Yards.....	26, vs. PIT (9/24)	49, vs. MIN (10/31)	None
Longest Reception.....	10, vs. PIT (9/24)	34, vs. MIN (10/31)	None
Receiving TDs.....	None	1, at IND (10/2)	None



39 EDDIE JACKSON

Ht: 6-0**Wt:** 194**Age:** 24**College:** Alabama**Acquired:** 4th round of the 2017 NFL draft (112th overall)

DEFENSIVE BACK

COLLEGE CAREER: Started 38-of-41 career contests at Alabama, posting 130 tackles, 8.5 TFLs, 14 pass breakups, and 9 interceptions (3 returned for touchdowns) ... Earned second team All-SEC as a senior and first team All-SEC and second-team All-America as a junior... Owns school record for most career interception yards... Led SEC in INTs (6) as a junior.

2017 SEASON: Started seven games, recording 27 tackles, 4 pass defenses, 1 fumble recovery (returned for TD), 1 interception (returned for TD) and 1 TFL. Jackson's 75-yard INT and 76-yard fumble recovery for touchdowns vs, CAR (10/22) made him the first player in NFL history to return both a fumble recovery and interceptions 75+ yard touchdowns in the same game... Also made him the first rookie in NFL history with multiple 75+ yard defensive touchdowns in the same game... 75-yard fumble recovery is 3rd-longest in Bears history.

SENIOR: Selected as one of the Crimson Tide's permanent team captains for the 2016 season ... Earned second team All-SEC honors from the conference coaches, despite playing in only eight games ... Midseason All-American by CBS, ESPN and USA Today ... Suffered a season-ending leg injury against Texas A&M ... owns the Alabama record for career interception return yards with 303 on 9 interceptions ... Registered 24 total tackles and two pass breakups to go with his interception ... Earned UA coaches' defensive player of the week honors for the Western Kentucky matchup and special teams player of the week recognition for his performances at Ole Miss and Tennessee. **JUNIOR:** Made the transition to safety in the spring of 2015 and excelled in his new role ... selected to the All-SEC First Team by the conference coaches and Associated Press ... earned second team All-America honors from Walter Camp and the FWAA ... named a third team All-American by the Associated Press ... led the team in interceptions with six -- two picks returned for touchdowns, a forced fumble and fumble recovery to go with his 46 tackles from the starting safety spot ... accumulated 230 return yards on his interceptions, shattering the previous all-time record of 163 by Hootie Ingram in 1952 across Ingram's 10 interceptions ... finished tied for seventh nationally and as the SEC leader for interceptions ... earned FWAA National Defensive Player of the Week honors for his performance at Texas A&M ... one of 16 semifinalists for the Jim Thorpe Award, presented annually to the nation's top defensive back. **SOPHOMORE:** Penciled in to be a starter at cornerback before tearing his ACL in spring practice ... returned to game action on Sept. 6 against FAU and started 10 of 11 games at cornerback, including nine straight ... registered 41 total tackles, including two for loss (-12 yards), one sack (-11 yards), an interception (18 yards), six pass breakups, one recovered fumble (16 yards) and two forced fumbles ... earned Alabama Defensive Player of the Week honors after the FAU and Mississippi State games. **FRESHMAN:** Started four games at cornerback as a true freshman for Alabama and played in seven contests ... finished with 19 tackles, including 16 solo stops and one tackle for loss (3 yards) ... added an interception, a quarterback hurry and three pass breakups ... returned a fumble 35 yards against Chattanooga ... named a Special Teams Player of the Week by the Alabama coaching staff after the Arkansas game.

EDDIE JACKSON'S COLLEGE STATISTICS

Year	Team	GP	GS	Tackles				Interceptions				Fumbles		Misc.		
				Tot	S	A	Sk	Yds	No	Yds	Lg	TD	PD		FF	FR
2013	Alabama	7	4	19	16	3	0.0	0.0	1	0	0	0	3	0	2	1.0
2014	Alabama	11	11	41	32	9	1.0	11.0	1	18	18	0	7	2	1	2.0
2015	Alabama	15	15	46	34	12	0.0	0.0	6	230	2	2	2	1	1	3.0
2016	Alabama	8	8	24	15	9	0.0	0.0	1	55	55	1	2	0	0	2.5
Totals		41	38	130	97	33	1.0	11.0	9	303	55	3	14	3	4	8.5

ADDITIONAL STATS: Punt Returns - 11 returns for 253 yards (23.0 avg), 2 touchdowns



2017 CHICAGO BEARS

Date	W/L	Opponent	Tkls-S	Sk-YL	INT-Yds	PD	FF	FR	TFL
9/10*	L	ATL	3-3	0-0	0-0	0	0	0	0
9/17*	L	at TB	8-7	0-0	0-0	0	0	0	1
9/24*	W	PIT	1-1	0-0	0-0	0	0	0	0
9/28*	L	at GB	1-1	0-0	0-0	1	0	0	0
10/9*	L	MIN	4-2	0-0	0-0	1	0	0	0
10/15*	W	at BAL	6-5	0-0	0-0	1	0	0	0
10/22*	W	CAR	4-4	0-0	1-76	1	0	1	0
10/29		at NO							
11/12		GB							
11/19		DET							
11/26		at PHI							
12/3		SF							
12/10		at CIN							
12/16		at DET							
12/24		CLE							
12/31		at MIN							
Totals	3-4		27-23	0-0	1-76	4	0	1	1

*Denotes Game Started

EDDIE JACKSON'S NFL STATISTICS

REGULAR SEASON

Year	Team	GP	GS	Tackles				Interceptions				Fumbles			Misc.			
				Tot	S	A	Sk	Yds	No	Yds	Lg	TD	PD	FF	FR	Yds	TFL	STT
2017	Chicago	7	7	27	23	4	0	0	1	76	76	1	4	0	1	0	1	0

ADDITIONAL STATS: 2017: Defensive touchdowns- 2; **2017:** 1 fumble recovery, 1 interception.

SEASON / CAREER / PLAYOFF HIGHS

	2017	Career	Playoff
Tackles	8, at TB (9/17)	Same	None
Solos	7, at TB (9/17)	Same	None
Tackles For Loss	1, at TB (9/17)	Same	None
Sacks	None	None	None
Interceptions	1, vs. CAR (10/22)	Same	None



52 CHRISTIAN JONES

Ht: 6-3**Wt:** 251**Age:** 26**College:** Florida State**Bears Season:** 4**NFL Season:** 4**Acquired:** Undrafted free agent in 2014

LINEBACKER

PRO CAREER: Over four seasons Jones has appeared in 54 contests with 24 starts with the Bears (2014-17) ... owns 244 tackles, 2 sacks, 5 TFLs, 2 fumble recoveries, 1 forced fumble and 5 pass breakups ... also has 27 STTs ... finished third on the Bears in both defensive tackles (98) and special teams tackles (11) in 2014 and placed second in defensive tackles (98) in 2015 ... 196 tackles leads the Bears over the previous two seasons (2014-15).

2017 SEASON: Appeared in seven games (four starts), recording 40 tackles, 1 pass defense, 1 TFL, 1 forced fumble and 1 STT.

PREVIOUS SEASONS: 2016: Appeared in all 16 games with 2 starts (Games 5&6), recording 8 tackles and 1 pass breakup ... added 11 STTs which ranked 2nd on the team. **2015:** Appeared in 15 contests (Games 1-13 & 15-16), starting at ILB in 13 contests (Games 1-2, 4-10, 12-13 & 15-16), gathering 98 tackles (2nd on the team), 2 TFLs, 1 fumble recovery, 4 pass breakups and 4 STTs ... inactive Game 14. **2014:** Saw action in all 16 contests in his rookie season for Chicago, making 5 starts (Games 6, 8 & 14-16) and finishing third on the team with 98 tackles, including 2 sacks and 2 additional TFLs.

2017 CHICAGO BEARS

Date	W/L	Opponent	Tkls-S	Sk-YL	INT-Yds	PD	FF	FR	TFL
9/10	L	ATL	0-0	0-0	0-0	0	0	0	0
9/17	L	at TB	6-2	0-0	0-0	0	0	0	0
9/24	W	PIT	1-0	0-0	0-0	0	0	0	0
9/28*	L	at GB	5-3	0-0	0-0	0	0	0	0
10/9*	L	MIN	9-5	0-0	0-0	1	0	0	0
10/15*	W	at BAL	8-4	0-0	0-0	0	1	0	0
10/22*	W	CAR	11-9	0-0	0-0	0	0	0	1
10/29		at NO							
11/12		GB							
11/19		DET							
11/26		at PHI							
12/3		SF							
12/10		at CIN							
12/16		at DET							
12/24		CLE							
12/31		at MIN							
Totals	2-2		40-23	0-0	0-0	1	1	0	1

*Denotes Game Started

CHRISTIAN JONES' NFL STATISTICS

REGULAR SEASON

Year	Team	GP	GS	Tackles					Interceptions				Fumbles			Misc.		
				Tot	S	A	Sk	Yds	No	Yds	Lg	TD	PD	FF	FR	Yds	TFL	STT
2014	Chicago	16	5	98	54	44	2.0	4.0	0	0	-	0	0	0	1	2	2.0	11
2015	Chicago	15	13	98	70	28	0.0	0.0	0	0	-	0	4	0	1	0	2.0	4
2016	Chicago	16	2	8	5	3	0.0	0.0	0	0	-	0	1	0	0	0	0.0	11
2017	Chicago	7	4	40	23	17	0.0	0.0	0	0	-	0	1	1	0	0	1.0	1
NFL Totals		54	24	244	152	92	2.0	4.0	0	0	0	0	6	1	2	2	5.0	27

SEASON / CAREER / PLAYOFF HIGHS

	2017	Career	Playoff
Tackles	11, vs. CAR (10/22)	18, vs. DET (12/21/14)	None
Solos	9, vs. CAR (10/22)	13, vs. DET (12/21/14)	None
Tackles For Loss	1, vs. CAR (10/22)	1, four times	None
Sacks	None	1, twice	None



44 NICK KWIATKOSKI

Ht: 6-2**Wt:** 242**Age:** 24**College:** West Virginia**Bears Season:** 2**NFL Season:** 2**Acquired:** 4th round of 2016 draft (113th overall)

LINEBACKER

PRO CAREER: Enters second NFL season, appearing in 16 games (8 starts) with the Bears, recording 57 tackles, 5 TFLs, 1 forced fumble, 1 sack, 1 pass break up and 3 STTs.

2017 SEASON: Appeared in two games (one start), recording 5 tackles. Inactive Games 3-6. Did not play Game 7.

2016 SEASON: Recorded 52 tackles, 5 TFLs, 1 forced fumble, 1 sack and 1 pass breakup in 14 games (7 starts) as a rookie ... made 10 tackles vs. SF (12/4) ... posted a team-high in tackles twice (6 vs. TEN 11/27 & 9 at DET 12/11).

2017 CHICAGO BEARS

Date	W/L	Opponent	Tkls-S	Sk-YL	INT-Yds	PD	FF	FR	TFL
9/10	L	ATL	1-0	0-0	0-0	0	0	0	0
9/17*	L	at TB	4-4	0-0	0-0	0	0	0	0
9/24	W	PIT			INACTIVE				
9/28	L	at GB			INACTIVE				
10/9	L	MIN			INACTIVE				
10/15	W	at BAL			INACTIVE				
10/22	W	CAR			INACTIVE				
10/29		at NO			INACTIVE				
11/12		GB			INACTIVE				
11/19		DET			INACTIVE				
11/26		at PHI			INACTIVE				
12/3		SF			INACTIVE				
12/10		at CIN			INACTIVE				
12/16		at DET			INACTIVE				
12/24		CLE			INACTIVE				
12/31		at MIN			INACTIVE				
Totals	0-1		5-4	0-0	0-0	0	0	0	0

*Denotes Game Started

NICK KWIATKOSKI'S CAREER STATISTICS

REGULAR SEASON

Year	Team	GP	GS	Tackles				Interceptions				Fumbles			Misc.			
				Tot	S	A	Sk	Yds	No	Yds	Lg	TD	PD	FF	FR	Yds	TFL	STT
2016	Chicago	14	7	52	39	13	1.0	0.0	0	0	-	0	1	1	0	0	5.0	2
2017	Chicago	2	1	5	4	1	0.0	0.0	0	0	-	0	0	0	0	0	0.0	1
Totals		16	8	57	43	14	1.0	0.0	0	0	-	0	1	1	0	0	5.0	3

SEASON / CAREER / PLAYOFF HIGHS

	2017	Career	Playoff
Tackles	4, at TB (9/17)	10, vs. SF (12/4/16)	None
Solos	4, at TB (9/17)	9, vs. SF (12/4/16)	None
Tackles For Loss	None	2, vs. SF (12/4/16)	None
Sacks	None	1, at DET (12/11/16)	None



22 CRE'VON LEBLANC

Ht: 5-11 **Wt:** 190
Age: 23 **College:** Florida Atlantic
Bears Season: 2 **NFL Season:** 2
Acquired: Acquired from waivers in 2016 (NE)

DEFENSIVE BACK

PRO CAREER: Enters second NFL season, appearing in 20 games with 9 starts, recording 47 tackles, 13 pass break-ups, 2 interceptions and 2 STTs ... Returned an interception for a touchdown at DET (12/11/16), making the Bears the only team in the NFL to have two rookies record a defensive touchdown in 2016 (Leonard Floyd) and the first pair of Bears rookies to record a defensive touchdown since at least 1960.

2017 SEASON: Appeared in seven games as a reserve, recording 1 tackle and 2 STTs.

2016 SEASON: Appeared in 13 games (Games 2-14 & 16) with 9 starts (Games 7-14 & 16), recording 46 tackles, 13 pass breakups and 2 interceptions (1 returned for a touchdown) ... 2 interceptions tied for the team lead ... one of two players on Bears team to record a defensive touchdown. GAMES PLAYED-STARTED: 13-9

2017 CHICAGO BEARS

Date	W/L	Opponent	Tkls-S	Sk-YL	INT-Yds	PD	FF	FR	TFL
9/10	L	ATL	0-0	0-0	0-0	0	0	0	0
9/17	L	at TB	1-1	0-0	0-0	0	0	0	0
9/24	W	PIT	0-0	0-0	0-0	0	0	0	0
9/28	L	at GB	0-0	0-0	0-0	0	0	0	0
10/9	L	MIN	0-0	0-0	0-0	0	0	0	0
10/15	W	at BAL	0-0	0-0	0-0	0	0	0	0
10/22	W	CAR	0-0	0-0	0-0	0	0	0	0
10/29		at NO							
11/12		GB							
11/19		DET							
11/26		at PHI							
12/3		SF							
12/10		at CIN							
12/16		at DET							
12/24		CLE							
12/31		at MIN							
Totals	0-0		1-1	0-0	0-0	0	0	0	0

*Denotes Game Started

CRE'VON LEBLANC'S NFL STATISTICS

REGULAR SEASON

Year	Team	GP	GS	Tackles				Interceptions				Fumbles			Misc.			
				Tot	S	A	Sk	Yds	No	Yds	Lg	TD	PD	FF	FR	Yds	TFL	STT
2016	Chicago	13	9	46	36	10	0.0	0.0	2	24	24t	1	13	0	0	0	0.0	0
2017	Chicago	7	0	1	1	0	0.0	0.0	0	0	-	0	0	0	0	0	0.0	2
Totals		20	9	47	37	10	0.0	0.0	2	24	24t	1	13	0	0	0	0.0	2

ADDITIONAL STATS: 2016: 5 punt returns for 43 yards (8.6 avg.)

SEASON / CAREER / PLAYOFF HIGHS

	2017	Career	Playoff
Tackles	1, at TB (9/17)	6, at GB (10/20/16)	None
Solos	1, at TB (9/17)	6, vs. GB (12/18/16)	None
Pass Defenses	None	3, twice	None
Interceptions	None	1, twice	None



72 CHARLES LENO, JR.

Ht: 6-3

Wt: 305

Age: 26

College: Boise State

Bears Season: 4

NFL Season: 4

Acquired: 7th round of the 2014 draft (245th overall)

OFFENSIVE LINE

PRO CAREER: Appeared in 45 contests with 37 starts in four seasons with Chicago (2014-17) ... owns 34 starts at LT and 1 start as a sixth eligible lineman ... in 2015, helped the Bears offense to franchise's fourth-highest single-season gross passing total in 2015 (3,843 yards), fifth-highest single-season net passing total (3,660 yards) and sixth highest total for net yards (5,514) ... made NFL debut on November 9, 2014 at Green Bay ... made first NFL start on November 16, 2014 versus Minnesota as a sixth eligible lineman ... signed a four-year contract extension through 2021 on August 23.


2017 SEASON: Started seven games at LT.

PREVIOUS SEASONS: 2016: Started all 16 games at LT ... one of only two offensive players to start every game ... helped pave the way for rookie Jordan Howard to 1,313 rushing yards (2nd in NFL) ... helped the Bears to the 3rd most passing yards (gross and net) in franchise history. **2015:** Appeared in all 16 contests, with 13 starts (Games 4-16) at LT... helped the Bears offense to franchise's fourth-highest single-season gross passing total in 2015 (3,843 yards), fifth-highest single-season net passing total (3,660 yards) and sixth highest total for net yards (5,514). **2014:** Appeared in 6 contests with 1 start in his rookie season with the Bears, spending most of his time as a sixth eligible lineman ... made NFL debut at Green Bay (11/9) and first career start a week later vs. MIN (11/6) as a sixth eligible lineman ... saw action in Games 9-14 ... inactive Games 1-5, 7 and 8 and 16, while active but did not play in Games 6 and 15.

CHARLES LENO'S NFL STATISTICS

REGULAR SEASON

GAMES PLAYED-STARTED - 45-37: 2014 CHI (6-1); 2015 CHI (16-13); 2016 CHI (16-16); 2017 CHI (7-7).

**75** **KYLE LONG****Ht:** 6-6**Age:** 29**Bears Season:** 5**Acquired:** 1st round of the 2013 draft (20th overall)**Wt:** 320**College:** Oregon**NFL Season:** 5**OFFENSIVE LINE**

PRO CAREER: Three-time Pro Bowler, becoming first Bears player since Brian Urlacher (2000-02) to be named to the Pro Bowl in each of his first three professional football seasons and seventh Bears player to accomplish the feat overall (Long, Urlacher, Gale Sayers, Dick Butkus, Mike Ditka, Rick Casares and Harlon Hill) ... first Bears offensive lineman ever to be named to Pro Bowl in each of his first three professional football seasons ... has started 60 games (42 at RG, 16 at RT and 1 at LG) in four NFL seasons (2013-16) with Chicago ... helped pave the way for 1,000-yard rusher three times (M. Forte: 1,339 in 2013 and 1,038 in 2014 and Jordan Howard: 1,313 in 2016) ... named to the PFWA's All-Rookie team in 2013 ... was the first Bears offensive lineman to reach the Pro Bowl since 2006 (R. Brown/O. Kreutz), the first Bears rookie to make the Pro Bowl squad since 2009 (J. Knox) and the first Bears rookie to make the Pro Bowl as a non-specialist since 2000 (B. Urlacher).


2017 SEASON: Started 5 games, Inactive for games 1 and 2.

HONORS AND AWARDS: 2015: Pro Bowl. **2014:** Pro Bowl; second team All-Pro (AP). **2013:** Pro Bowl; All-Rookie (PFWA, Gil Brandt & Mel Kiper).

PREVIOUS SEASONS: 2016: Started 8 games at RG before being put on Injured Reserve. **2015:** Started all 16 games at RT, en route to being named to his third consecutive Pro Bowl ... made his first career start at RT in Week 1 after spending his first two NFL seasons at RG ... helped the Bears offense to franchise's fourth-highest single-season gross passing total in 2015 (3,843 yards). **2014:** Named to second consecutive Pro Bowl after starting 15 contests at RG for the Bears ... inactive Game 15 due to hip injury ... helped pave way for 1,000-yard rusher for second-consecutive season as Matt Forte gained 1,038 yards. **2013:** Earned his first trip to the Pro Bowl and multiple All-Rookie teams after starting all 16 games at RG ... helped the Bears offense set numerous franchise marks including total net yards, gross passing yards, net passing yards, passing touchdowns and first downs gained ... helped the offensive line achieve its lowest sack total (30) since 2008 and its lowest sack percentage (4.9) since 1982.

KYLE LONG'S NFL STATISTICS

GAMES PLAYED-STARTED - 59-59: 2013 CHI (16-16); 2014 CHI (15-15); 2015 CHI (16-16); 2016 CHI (8-8); 2017 CHI (5-5).



70

BOBBY MASSIE

Ht: 6-6**Wt:** 320**Age:** 28**College:** Mississippi**Bears Season:** 2**NFL Season:** 6**Acquired:** Unrestricted free agent in 2016 (ARI)

OFFENSIVE LINE

PRO CAREER: Entering his second season with the Bears, appearing in 76 games with 68 starts in four seasons with the Arizona Cardinals (2012-15) and two with the Bears (2016-17) ... part of an offensive line that allowed just 27 sacks in 2015 (tied for 4th fewest in the NFL) and 28 sacks in 2014 (tied for the 6th fewest in the NFL) ... helped the Cardinals gain 6,692 yards from scrimmage in 2015, which ranked 2nd in the NFL and 2nd in franchise history ... one of six offensive linemen in the NFL that started all 16 contests as rookies in 2012 ... started 3 of 3 postseason contests.


2017 SEASON: Started seven games at RT.

PREVIOUS SEASONS: 2016: Started 15 games at right tackle ... inactive Game 10 ... paved the way for rookie Jordan Howard to 1,313 rushing yards (2nd in NFL) ... helped the Bears to the 3rd most passing yards (gross and net) in franchise history. **2015:** Started the Cardinals final 14 games of the regular season and both playoff games at RT... helped Arizona gain 6,692 yards from scrimmage, which ranked 2nd in the NFL and 2nd in franchise annals ... part of an offensive line that allowed just 27 sacks (tied for 4th fewest in the NFL) ... on the reserve/suspended list for the first two games of the season. **2014:** Started every game at RT, the second time in three years ... part of line that allowed just 28 sacks on the season, tied for the 6th fewest in the NFL in 2014. **2013:** Played in 8 games, seeing time at RT and as an eligible extra blocker ... inactive for the first 6 games of the season ... active but DNP vs. Sea (10/17) ... made season debut vs. Atlanta (10/27). **2012:** Started all 16 games at RT in his rookie season ... was the only Cardinals rookie to start every game and was one of six rookie offensive linemen in the NFL to start all 16 games as a rookie.

BOBBY MASSIE'S NFL STATISTICS

REGULAR SEASON

GAMES PLAYED-STARTED - 76-77: 2012 ARI (16-16); 2013 ARI (8-0); 2014 ARI (16-16); 2015 ARI (14-14); 2016 CHI (15-15); 2017 CHI (7-7).



18 TRE McBRIDE

Ht: 6-0**Wt:** 210**Age:** 24**College:** William & Mary**Bears Season:** 1**NFL Season:** 3**Acquired:** Waiver claim in 2017 (TEN)

WIDE RECEIVER

PRO CAREER: Enters his 3rd NFL season... Appeared in 13 games (two starts) with the Tennessee Titans (2014-15) and Chicago Bears (2017).

2017 SEASON: Appeared in four games (two starts), catching one pass for 18 yards (18.0 avg)...Inactive for Game 1, waived prior to Game 3.

PREVIOUS SEASONS: 2016 - Appeared in two games as a reserve primarily on special teams. Spent the first eight weeks of the season on the Titans' practice squad. **2015** - Played in seven games as a rookie. Returned 10 kickoff for 190 yards and posted two receptions for eight yards with a touchdown. Registered five special teams tackles and a forced fumble on coverage units. Spent the first 10 weeks of the season on the team's practice squad. Collected his first career NFL reception and his first career NFL touchdown against Houston (12/27/15). Made his NFL debut at Jacksonville (11/19/15).

2017 CHICAGO BEARS

Date	W/L	Opp.	Rec	Yds	Avg	Long	TD
9/10	L	ATL					INACTIVE
9/17	L	vs. TB	0	0	0.0	-	0
9/24	W	PIT					NOT WITH TEAM
9/28	L	at GB					PRACTICE SQUAD
10/9	L	MIN	1	18	18.0	18	0
10/15*	W	at BAL	0	0	0.0	-	0
10/22*	W	CAR	0	0	0.0	-	0
10/29		at NO					
11/12		GB					
11/19		DET					
11/26		at PHI					
12/3		SF					
12/10		at CIN					
12/16		at DET					
12/24		CLE					
12/31		at MIN					

Totals 2-0 1 18 18.0 18 0

*Denotes Game Started

TRE McBRIDE'S NFL STATISTICS

REGULAR SEASON


Year	Team	GP-GS	Rec	Yds	Avg	Lg	TD	Rush	Yds	Avg	Lg	TD	STT
2015	Tennessee	7-0	2	8	4.0	7	1	1	8	8.0	8	0	3
2016	Tennessee	2-0	0	0	0.0	-	0	0	0	0.0	-	0	2
2017	Chicago	4-2	1	18	18.0	18	0	0	0	0.0	-	0	0
NFL totals		13-2	3	26	8.7	18	1	1	8	8.0	8	0	5

SEASON / CAREER / PLAYOFF HIGHS

	2017	Career	Playoff
Receptions.....	1, vs. MIN (10/9)	2, vs. HOU (12/27/15)	None
Receiving Yards.....	18, vs. MIN (10/9)	Same	None
Longest Reception.....	18, vs. MIN (10/9)	Same	None
Receiving TDs.....	None	1, vs. HOU (12/27/15)	None



27 SHERRICK McMANIS



Ht: 6-1

Age: 30

Bears Season: 6

Acquired: Trade with HOU in 2012

Wt: 192

College: Northwestern

NFL Season: 8

DEFENSIVE BACK

PRO CAREER: Appeared in 100 contests (5 starts) over eight seasons with Houston (2010-11) and Chicago (2012-17), recording 29 tackles, 1 interception and 5 pass breakups ... has added 85 STTs, 1 blocked punt (which was returned by the Bears for a touchdown) 1 forced fumble and 2 fumble recoveries on special teams ... also owns 11 kickoff returns for 230 yards (20.9 avg) ... his 68 special teams tackles leads the Bears since joining the team 2012 ... has ranked in the top 3 on the Bears in special teams tackles all five previous seasons with the team (1st in 2016, 1st in 2015, 2nd in 2012 and 2014, 3rd in 2012).

2017 SEASON: Appeared in six games as a reserve, recording a blocked field goal and a fumble recovery on special teams. Inactive for Game 7.

HONOR AND AWARDS: 2012: NFC Special Teams Player of the Week (11/4/12).

PREVIOUS SEASONS: 2016: Appeared in all 16 games as a reserve defensive back and special teams contributor ... recorded 3 tackles ... led team with 13 STTs. **2015:** Saw action in all 16 contests, starting 4 (Games 1, 3 & 5-6) in a 3 CB-set, collecting 19 tackles and 3 pass breakups ... led the Bears with a career-high 17 special teams tackles. **2014:** Appeared in 12 games, mostly on special teams ... missed Weeks 3-6 due to a quad injury suffered in Week 2, along with a knee injury suffered in practice in Week 6 ... racked up 13 special teams tackles which ranked second on the Bears ... added 1 fumble recovery off a muffed punt and 4 defensive tackles. **2013:** Played in 15 games with 1 start, the first of his career ... finished second on the Bears with 15 STTs ... picked-up 1 tackle and 1 PBU on defense. **2012:** Finished tied for third on the team with 10 STTs in 12 games played ... helped the Bears set a franchise record in punt coverage allowing 3.4 ypr ... recovered 1 fumble ... named NFC Special Teams Player of the Week after blocking a punt week 9 at TEN (11/4/12), which was returned for a Bears touchdown ... placed on IR with a knee injury 12/11. **2011:** Recorded 5 STTs in 9 games played in Houston ... returned 10 kickoffs for 205 yards (20.5 avg). **2010:** Saw action in 14 games with the Texans ... made 11 STTs, 2 defensive tackles (1 solo) and intercepted 1 pass.



CHICAGO BEARS BIOGRAPHIES

2017 CHICAGO BEARS

Date	W/L	Opponent	Tkls-S	Sk-YL	INT-Yds	PD	FF	FR	TFL
9/10	L	ATL	0-0	0-0	0-0	0	0	0	0
9/17	L	at TB	0-0	0-0	0-0	0	0	0	0
9/24	W	PIT	0-0	0-0	0-0	0	0	0	0
9/28	L	at GB	0-0	0-0	0-0	0	0	0	0
10/9	L	MIN	0-0	0-0	0-0	0	0	0	0
10/15	W	at BAL	0-0	0-0	0-0	0	0	0	0
10/22	W	CAR			INACTIVE				
10/29		at NO							
11/12		GB							
11/19		DET							
11/26		at PHI							
12/3		SF							
12/10		at CIN							
12/16		at DET							
12/24		CLE							
12/31		at MIN							
Totals	0-0		0-0	0-0	0-0	0	0	0	0

*Denotes Game Started

SHERRICK McMANIS' NFL STATISTICS


REGULAR SEASON

Year	Team	GP	GS	Tackles				Interceptions					Fumbles			Misc.		
				Tot	S	A	Sk	Yds	No	Yds	Lg	TD	PD	FF	FR	Yds	TFL	STT
2010	Houston	14	0	2	1	1	0.0	0.0	1	1	1	0	1	0	0	0	0.0	11
2011	Houston	9	0	0	0	0	0.0	0.0	0	0	-	0	0	1	0	0	0.0	5
2012	Chicago	12	0	0	0	0	0.0	0.0	0	0	-	0	0	0	1	0	0.0	10
2013	Chicago	15	1	1	1	0	0.0	0.0	0	0	-	0	1	0	0	0	0.0	15
2014	Chicago	12	0	4	3	1	0.0	0.0	0	0	-	0	0	0	1	0	0.0	13
2015	Chicago	16	4	19	12	7	0.0	0.0	0	0	-	0	3	0	0	0	0.0	17
2016	Chicago	16	0	3	3	0	0.0	0.0	0	0	-	0	0	0	0	0	0.0	13
2017	Chicago	6	0	0	0	0	0.0	0.0	0	0	-	0	0	0	0	0	0.0	1
Bears totals		77	5	27	19	8	0.0	0.0	0	0	-	0	4	0	2	0	0.0	69
NFL totals		100	5	29	20	9	0.0	0.0	1	1	1	0	5	1	2	0	0.0	85

ADDITIONAL STATS: Blocked Punts - 1: 1 at TEN (1/4/12). Blocked Field Goals - 1 VS. PIT (9/24/17). Kickoff Returns - 11 for 230 yards.

SEASON / CAREER / PLAYOFF HIGHS

	2017	Career	Playoff
Tackles	None	6, at DET (10/18/15)	None
Solos	None	5, at DET (10/18/15)	None
Pass Defenses	None	1, five times	None
Interceptions	None	1, vs. NYG (10/10/10)	None



92 PERNELL McPHEE

Ht: 6-3

Wt: 273

Age: 29

College: Mississippi State

Bears Season: 3

NFL Season: 7

Acquired: Unrestricted free agent in 2015 (BAL)

LINEBACKER

PRO CAREER: Appeared in 90 games over seven seasons with the Ravens (2011-14) and Bears (2015-17), starting 20 contests, posting 196 tackles, 31 sacks, 1 interception, 10 pass breakups, 39 TFLs, 6 forced fumbles and 1 fumble recovery ... owns 1 blocked field goal on special teams ... set career highs in tackles (64) and interceptions (1) in his first season as a Bear in 2015 ... helped Ravens to Super Bowl Championship after 2012 season, posting 4 tackles, 1 sack, 2 pass breakups, 1 forced fumble and 1 fumble recovery during the playoff run.

2017 SEASON: Appeared in seven games (two starts), recording 10 tackles, 4 TFLs and 4 sacks for a loss of 20 yards.

HONORS AND AWARDS: 2016: Ed Block Courage Award.

PREVIOUS SEASONS: 2016: Appeared in 9 games (Games 7-15) after being activated from PUP ... tallied 28 tackles, 4 sacks, 1 TFL and 1 forced fumble ... 4 sacks ranked 3rd on the team despite only seeing action in 9 games. **2015:** Saw action in 14 contests (Games 1-8, 10-12 & 14-16) with 12 starts (Games 1-8, 10-12 & 14) at OLB ... gathered 64 tackles (4th on the team), 6 sacks (3rd on the team), 10 TFLs (tied for 2nd on the team), 1 interception, 1 forced fumble and 3 pass breakups ... added blocked field goal in Bears 18-17 victory in Game 5 at Kansas City, the first blocked kick of his career ... named a team captain by his teammates ... missed Games 9 and 13 due to a knee injury ... picked up first career interception in Game 4 vs. Oakland. **2014:** Saw action in all 16 games for the second consecutive season in Baltimore and produced 27 tackles and a career-high 7.5 sacks with 4 pass breakups and 1 FF for a defense that finished second in the league with 49 sacks and allowed the sixth-fewest points per game (18.9) in 2014 ... according to STATS, his 38 combined quarterback knockdowns and hurries in 2014 were 14th most in the NFL. **2013:** Produced 21 tackles, including 13 solo ... added 2 sacks (13 yards), 1 PD and 1 FF in 16 games. **2012:** Appeared in 12 games with 6 starts, missing 4 games with a thigh injury for the Ravens ... produced 21 tackles (18 solo) and 1.5 sacks (12 yards) ... started his first-career NFL game vs. CIN (9/10) ... played in 4 postseason contests, recording 4 tackles, 1 sack, 2 pass breakups, 1 forced fumble and 1 fumble recovery en route to a Super Bowl victory. **2011:** Finished second on the Ravens with 6 sacks for the NFL's third-ranked defense (288.9 ypg) ... led all Ravens rookies with a career-high 23 tackles, while also netting 2 PD, 1 FF and 1 FR ... played in 2 postseason games, tallying 1 pass breakup.



2017 CHICAGO BEARS

Date	W/L	Opponent	Tkls-S	Sk-YL	INT-Yds	PD	FF	FR	TFL
9/10	L	ATL	0-0	0-0	0-0	0	0	0	0
9/17	L	at TB	2-2	0-0	0-0	0	1	0	0
9/24	W	PIT	3-3	1-3	0-0	0	0	0	1
9/28	L	at GB	3-3	1-9	0-0	0	0	0	1
10/9*	L	MIN	1-1	0-0	0-0	0	0	0	0
10/15	W	at BAL	2-2	1-2	0-0	0	0	0	1
10/22*	W	CAR	1-1	1-6	0-0	0	0	0	1
10/29		at NO							
11/12		GB							
11/19		DET							
11/26		at PHI							
12/3		SF							
12/10		at CIN							
12/16		at DET							
12/24		CLE							
12/31		at MIN							
Totals	1-1		12-12	4-20	0-0	0	1	0	4

*Denotes Game Started

PERNELL McPHEE'S NFL STATISTICS

REGULAR SEASON


Year	Team	GP	GS	Tackles					Interceptions					Fumbles			Misc.	
				Tot	S	A	Sk	Yds	No	Yds	Lg	TD	PD	FF	FR	Yds	TFL	STT
2011	Baltimore	16	0	23	16	7	6.0	31.0	0	0	0	0	2	1	1	0	4.0	0
2012	Baltimore	12	6	21	18	3	1.5	12.0	0	0	0	0	0	0	0	0	4.0	0
2013	Baltimore	16	0	21	13	8	2.0	13.0	0	0	0	0	1	1	0	0	5.0	0
2014	Baltimore	16	0	27	17	10	7.5	50.0	0	0	0	0	4	1	0	0	11.0	0
2015	Chicago	14	12	64	43	21	6.0	41.0	1	13	13	0	3	0	0	0	10.0	0
2016	Chicago	9	0	28	17	11	4.0	34.0	0	0	-	0	0	1	0	0	1.0	0
2017	Chicago	7	2	12	12	0	4.0	20.0	0	0	-	0	0	1	1	0	4.0	0
Bears totals		30	14	104	72	32	14.0	95.0	1	13	13	0	3	2	0	0	15.0	0
NFL totals		90	20	196	136	60	31.0	201.0	1	13	13	0	10	5	1	0	39.0	0

POSTSEASON

Year	Team	GP	GS	Tot	Tackles			Interceptions					Fumbles			Misc.		
					S	A	Sk	Yds	No	Yds	Lg	TD	PD	FF	FR	Yds	TFL	STT
2011	Baltimore	2	0	0	0	0	0.0	0.0	0	0	0	0	1	0	0	0	0	0
2012	Baltimore	4	0	4	2	2	1.0	9.0	0	0	0	0	2	1	1	0	0	0
2014	Baltimore	2	0	4	0	4	0.5	2.0	0	0	0	0	0	0	0	0	0	0
NFL totals		6	0	8	2	6	1.5	11.0	0	0	0	0	4	1	1	0	0	0

SEASON / CAREER / PLAYOFF HIGHS

	2017	Career	Playoff
Tackles	3, twice	9, twice	3, at DEN (1/12/13)
Solos	3, twice	8, at SEA (9/27/15)	2, at DEN (1/12/13)
Sacks	1, four times	2, four times	1, at DEN (1/12/13)



86 ZACH MILLER

Ht: 6-5

Wt: 243

Age: 33

College: Nebraska-Omaha

Bears Season: 3

NFL Season: 6

Acquired: Waived free agent in 2013 (TB)

TIGHT END

PRO CAREER: Owns 146 receptions for 1,631 yards (11.2 avg) and 15 touchdowns in 65 games (32 starts) over six NFL seasons with the Jaguars (2009-11) and Bears (2015-17) ... coming off of career highs in receptions (47) and yards (486) ... 2015 recipient of the Chicago Bears Brian Piccolo Award.

2017 SEASON: Appeared in seven games (five starts), catching 20 passes for 236 yards (11.8 avg) and two touchdowns ... has five games this year with multiple catches ... caught a season-long 29-yard pass at Green Bay to set up a TD right before halftime ... caught Mitchell Trubisky's first career TD pass, a 20-yarder in the fourth quarter against Minnesota at home.

2017 CHICAGO BEARS

Date	W/L	Opp.	Rec	Yds	Avg	Long	TD
9/10*	L	ATL	4	39	9.8	12	0
9/17	L	vs. TB	6	42	7.0	12	0
9/24*	W	PIT	1	17	17.0	17	0
9/28*	L	at GB	2	45	22.5	29	0
10/9*	L	MIN	3	39	13.0	20t	1
10/15	W	at BAL	2	25	12.5	21t	1
10/22*	W	CAR	2	29	14.5	24	0
10/29		at NO					
11/12		GB					
11/19		DET					
11/26		at PHI					
12/3		SF					
12/10		at CIN					
12/16		at DET					
12/24		CLE					
12/31		at MIN					
Totals	2-3		20	236	11.8	29	2

*Denotes Game Started

ZACH MILLER'S NFL STATISTICS

REGULAR SEASON

Year	Team	GP-GS	Rec	Yds	Avg	Lg	TD
2009	Jacksonville	14-0	21	212	10.1	62	2
2010	Jacksonville	15-5	20	216	10.8	52t	1
2011	Jacksonville	4-0	4	42	10.5	14t	1
2015	Chicago	15-14	34	439	12.9	87t	5
2016	Chicago	10-8	47	486	10.3	34	4
2017	Chicago	7-5	20	236	11.8	29	2
Bears totals		32-27	101	1,161	11.5	87t	11
NFL totals		65-32	146	1,631	11.2	87t	15

ADDITIONAL STATS: Kickoff Returns - 3 for 41 yards: 2009 (2 for 19 yards); 2010 (1 for 22 yards). Rushing - 3 for 12 yards: 2009 (1 for 3 yards); 2010 (2 for 9 yards). Special Teams Tackles - 23: 2009 (9); 2010 (12); 2011 (2).

SEASON / CAREER / PLAYOFF HIGHS

	2017	Career	Playoff
Receptions.....	6, at TB (9/17)	8, twice.....	None
Receiving Yards.....	45, at GB (9/28)	107, at STL (11/15/15).....	None
Longest Reception.....	29, at GB (9/28)	87t, at STL (11/15/15).....	None
Receiving TDs.....	1, twice.....	2, three times.....	None



33 TAQUAN MIZZELL

Ht: 5-10 Wt: 185
Age: 23 College: Virginia
Bears Season: 1 NFL Season: 1
Acquired: Waiver claim in 2017 (BAL)

RUNNING BACK

PRO CAREER: Undrafted college free agent joins the Bears for his rookie season after a stint with the Ravens.

2017 SEASON: Inactive Games 1, 3-6... Active, but did not play in Game 2. Appeared in Game 7 as a reserve.

COLLEGE: Saw action in 46 career games (22 starts) to finish his career as the only player in ACC history with 1,500-plus rushing and 1,500-plus career receiving yards... Recorded 2,075 career rushing yards, 1,560 receiving yards and 683 KOR yards... Ranks No. 2 all time at UVA with 195 receptions, which are the most ever by an ACC running back... Had at least 1 catch in 45-straight games to end his career... Named All-ACC honorable mention in 2016 after playing in all 12 games (11 starts) as a senior... Had a career-high 944 rushing yards and 5 rushing TDs, adding 52 receptions for 404 yards and 2 TDs... Earned third-team All-ACC honors in 2015 after recording 671 rushing yards and 4 TDs, adding 75 receptions for 721 receiving yards (new record by an ACC running back) and 4 TDs... Played in 12 games in 2014, rushing 64 times for 280 yards and 2 TDs, adding 39 receptions for 271 yards... Played in 10 games as a freshman and recorded 45 carries for 184 yards and 1 TD, adding 29 receptions for 164 yards and 1 TD... Graduated with an anthropology degree.

2017 CHICAGO BEARS

Date	W/L	Opp.	Rush	Yards	Avg.	Lg	TD	Rec.	Yards	Avg.	Lg	TD
9/10	L	ATL				INACTIVE						
9/17	L	at TB				DID NOT PLAY						
9/24	W	PIT				INACTIVE						
9/28	L	at GB				INACTIVE						
10/9	L	MIN				INACTIVE						
10/15	W	at BAL				INACTIVE						
10/22	W	CAR	0	0	0.0	-	0	0	0	0.0	-	0
10/29		at NO										
11/12		GB										
11/19		DET										
11/26		at PHI										
12/3		SF										
12/10		at CIN										
12/16		at DET										
12/24		CLE										
12/31		at MIN										
Totals	0-0		0	0	0.0	-	0	0	0	0.0	-	0

*Denotes Game Started

TAQUAN MIZZELL'S NFL STATISTICS

REGULAR SEASON

Year	Team	GP-GS	Rush	Yds	Avg	Lg	TD	Rec	Yds	Avg	Lg	TD	STT
2017	Chicago	1-0	0	0	0.0	-	0	0	0	0.0	-	0	0

SEASON / CAREER / PLAYOFF HIGHS

	2017	Career	Playoff
Rushes.....	None.....	None.....	None.....
Rushing Yards.....	None.....	None.....	None.....
Longest Run.....	None.....	None.....	None.....
Rushing TDs.....	None.....	None.....	None.....
Receptions.....	None.....	None.....	None.....
Receiving Yards.....	None.....	None.....	None.....
Longest Reception.....	None.....	None.....	None.....
Receiving TDs.....	None.....	None.....	None.....



16 PAT O'DONNELL

Ht: 6-4

Wt: 217

Age: 26

College: Miami (FL)

Bears Season: 3

NFL Season: 4

Acquired: 6th round of the 2014 draft (191st overall)

PUNTER

PRO CAREER: Enters fourth campaign with Chicago (2014-17), hitting 248 punts for 11,047 yards (44.5 gross avg) and landing 86 punts inside the 20 with 16 touchbacks ... 2 blocked punts and 1,065 return yards for a net average of 38.6 in 54 games ... ranks second in net punting average (since 1976) (39.7 in 2015), fourth in gross punting average (44.2 in 2015) and tied for sixth in punts inside the 20 (since 1976) (28 in 2015) in Bears single-season history ... named to the PFWA's and Mel Kiper's ESPN All-Rookie teams following the 2014 season... Adds one 38-yard passing touchdown on a fake punt vs. MIN (10/9/17).

2017 SEASON: In seven games, punted 39 times for 1,849 yards (47.4 gross avg) and landed 14 punts inside the 20 with 4 touchbacks.. Threw a 38-yard passing touchdown on fake punt vs. MIN (10/9).

HONORS AND AWARDS: 2014: All-Rookie (PFWA & Mel Kiper).

2017 CHICAGO BEARS

DATE	W/L	Opp.	No.	Yds	Avg	Net	Long	In-20
9/10	L	ATL	5	244	48.8	40.0	69	3
9/17	L	at TB	3	168	56.0	43.7	63	1
9/24	W	PIT	6	267	44.5	42.0	62	2
9/28	L	at GB	3	147	49.0	47.3	59	2
10/9	L	MIN	7	307	43.9	32.3	59	2
10/15	W	at BAL	9	420	46.7	32.0	67	3
10/22	W	CAR	6	296	49.3	46.5	66	1
10/29		at NO						
11/12		GB						
11/19		DET						
11/26		at PHI						
12/3		SF						
12/10		at CIN						
12/16		at DET						
12/24		CLE						
12/31		at MIN						
Totals			39	1,849	47.4	38.9	69	14

PAT O'DONNELL'S NFL STATISTICS

REGULAR SEASON

Year	Team	GP	Punts	Yds	Avg	Opp Ret	Yds	Net	TB	In-20	Lg	Blk
2014	Chicago	16	71	3,107	43.8	33	335	37.7	3	20	61	1
2015	Chicago	15	70	3,097	44.2	27	197	39.7	4	28	72	1
2016	Chicago	16	68	2,994	44.0	22	282	38.4	5	24	67	0
2017	Chicago	7	39	1,849	47.4	18	251	38.9	4	14	69	0
NFL totals		54	248	11,047	44.5	100	1,065	38.6	16	86	72	2

ADDITIONAL STATS: Special Teams Tackles - 4: 2014 (2); 2015 (2). Passing - 1 for 1, 38 yards, 1 touchdown.

SEASON / CAREER / PLAYOFF HIGHS

	2017	Career	Playoff
Punts	9, at BAL (10/15))	10, at SEA (9/27/15)	None
Punting Yards	420, at BAL (10/15)	477, at SEA (9/27/15)	None
Gross Avg. (Min 4)	49.3, vs. CAR (10/22)	51.3, at ATL (10/12/14)	None
Punts In-the-20	3, twice	4, twice	None
Longest Punt	69, vs. ATL (9/10)	72, at SEA (9/27/15)	None

**95 ROY ROBERTSON-HARRIS**Ht: 6-7
Age: 24Wt: 268
College: UTEP

Acquired: Undrafted free agent in 2016

DEFENSIVE LINE

PRO CAREER: Robertson-Harris joined the team as an undrafted free agent in 2016, appearing in the first three preseason games before he was placed on the illness/non-football injury list... Has appeared in 6 career games, recording 3 tackles with 1 pass defense.

2017 SEASON: Appeared in seven games as a reserve, recording 3 tackles, 1 pass defense and 1 STT.

COLLEGE: 2014 all-CUSA honorable mention player who tallied 138 career tackles , 25 TFLs, 10.5 sacks and 9 pass breakups in four seasons at UTEP (2012-15)... Team captain, started all 12 games as a senior... Placed 3rd on the team in tackles with 51, adding 7.5 TFLs, 2.5 sacks and 4 pass breakups... Started 13-of-13 games, posting 36 tackles, 9.5 TFLs, 3.5 sacks, 4 forced fumbles, 3 pass breakups and 1 fumble recovery... Ranked 1st on the team in TFLs, sacks and forced fumbles... 4 forced fumbles ranked tied for 2nd most in the conference... Helped UTEP reach its first Bowl game (New Mexico Bowl) since 2010... Appeared in 12 games with 8 starts as a sophomore... Notched 34 tackles, 3.5 sacks and ranked 2 on the team with 6 TFLs... Added 2 pass breakups and 1 fumble recovery... As a redshirt freshman, played in 10 contests, registering 17 tackles, 2 TFLs and 1 sack... First team all-Area and all-District 5-5A defense selection as a senior at South Grand Prairie H.S. (Grand Prairie, TX)... Collected 75 tackles, 26 TFLs, 9 sacks, 8 pass breakups and 1 fumble recovery... Played defensive end and outside linebacker... Two-time letter winner.

2017 CHICAGO BEARS

Date	W/L	Opponent	Tkls-S	Sk-YL	INT-Yds	PD	FF	FR	TFL
9/10	L	ATL	0-0	0-0	0-0	1	0	0	0
9/17	L	at TB	2-1	0-0	0-0	0	0	0	0
9/24	W	PIT	0-0	0-0	0-0	0	0	0	0
9/28	L	at GB	1-0	0-0	0-0	0	0	0	0
10/9	L	MIN	0-0	0-0	0-0	0	0	0	0
10/15	W	at BAL	0-0	0-0	0-0	0	0	0	0
10/22	W	CAR	0-0	0-0	0-0	0	0	0	0
10/29		at NO							
11/12		GB							
11/19		DET							
11/26		at PHI							
12/3		SF							
12/10		at CIN							
12/16		at DET							
12/24		CLE							
12/31		at MIN							
Totals	0-0		3-1	0-0	0-0	1	0	0	0


*Denotes Game Started

ROY ROBERTSON-HARRIS' NFL STATISTICS**REGULAR SEASON**

Year	Team	Tackles							Interceptions				Fumbles			Misc.		
		GP	GS	Tot	S	A	Sk	Yds	No	Yds	Lg	TD	PD	FF	FR	Yds	TFL	STT
2017	Chicago	7	0	3	1	2	0	0	0	0	-	0	1	0	0	0	0	1

SEASON / CAREER / PLAYOFF HIGHS

	2017	Career	Playoff
Tackles	2, at TB (9/17)	None	None
Solos	1, at TB (9/17)	None	None
Sacks	None	None	None



6

MARK SANCHEZ

Ht: 6-2

Wt: 225

Age: 31

College: USC

Bears Season: 1

NFL Season: 9

Acquired: Unrestricted free agent in 2017 (DAL)

QUARTERBACK

PRO CAREER: Has started 72 of 77 games over eight seasons with the New York Jets, (2009-12), Philadelphia Eagles (2014-15), and Dallas Cowboys (2016), completing 1,295-of-2,285 pass attempts (56.7 percent) for 15,219 yards, 86 touchdowns and 86 interceptions for a QB rating of 73.9.... Has added 449 yards on 169 attempts (2.7 avg) and 13 touchdowns... Owns a 37-35 as a starter... Led the Jets to the AFC championship game as a rookie following the 2009 season and again the following post-season following the 2010 campaign... 2010 AFC Championship appearance made him one of only six rookie quarterbacks in NFL history to lead their team to that fame... Set a career-high in passing yards (3,474) and passing (26) and rushing (6) touchdowns in the 2011 season... Missed the 2013 season due to injury

2017 SEASON: Inactive for games 1-7.

HORNS AND AWARDS: 2009 - PFWA ALL-Rookie Team

PREVIOUS SEASONS: **2016:** Appeared in 2 games as a sub for the Dallas Cowboys, completing 10-of-18 passes (55.6 percent) and 2 interceptions. **2015:** Appeared in 4 games with 2 starts for the Philadelphia Eagles... Completed 59-of-91 passes (64.8 percent) for 616 yards, 4 touchdowns and 4 interceptions for a QB rating of 80.7... Added 22 rushing yards on 6 attempts (3.7 avg). **2014 -** Appeared in 9 games with 8 starts for the Philadelphia Eagles... Completed 198-of-309 passes (64.1 percent) for 2,418 yards, 14 touchdowns and 11 interceptions for a career-high QB rating of 88.4... Added 87 rushing yards on 34 attempts (2.6 avg) and 1 touchdown. **2013 -** Spent the season on Injured Reserve after suffering a shoulder injury during the pre-season. **2012 -** Started 15 games for the New York Jets... Completed 246-of-453 attempts (54.3 percent) for 2,883 yards, 13 touchdowns and 18 interceptions for a QB rating of 66.9... Added 28 rushing yards. **2011 -** Started all 16 games for the New York Jets... Completed 308-of-543 passes for a 3,474 yards (56.7 percent), 26 touchdowns (both career-highs) and 18 interceptions for a QB rating of 78.2... Added 103 rushing yards on 37 attempts (2.8 avg) and 6 touchdowns (career-high). **2010 -** Started all 16 games for the New York Jets... Completed 278-of-507 passes (54.8 percent) for 3,291 yards, 17 touchdowns and 13 interceptions for a QB rating of 75.3... Added 105 yards on the ground on 30 attempts (3.5 avg) and 3 touchdowns... Led the team to the AFC championship game for the second season in a row. **2009 -** Started 15 games as a rookie for the New York Jets... Completed 196-of-364 passes (53.8 percent) for 2,444 yards, 12 touchdowns and 20 interceptions... Added 106 rushing yards on 36 attempts (2.9 avg) and 3 touchdowns... One of only six rookie quarterbacks in league history to lead team to conference championship game.

2017 CHICAGO BEARS

Date	W/L	Opp.	Att	Cmp	Yds	Pct.	TD	INT	Lg	Sk/Lst	Rtg
9/10	L	Atl				INACTIVE					
9/17	L	at TB				INACTIVE					
9/24	W	Pit				INACTIVE					
9/28	L	at GB				INACTIVE					
10/9	L	Min				INACTIVE					
10/15	W	at Bal				INACTIVE					
10/22	W	Car				INACTIVE					
10/29		at NO									
11/12		GB									
11/19		Det									
11/26		at Phi									
12/3		SF									
12/10		at Cin									
12/16		at Det									
12/24		Cle									
12/31		at Min									
Totals	0-0		0	0	0	-	0	0	-	0/0	-



MARK SANCHEZ'S NFL STATISTICS

REGULAR SEASON

Year	Team	GP-GS	Att	Cmp	Pct	Yds	Yds/Att	TD	Int	Lg	Sk-Yds	Rating
2009	N.Y. Jets	15-15	364	196	53.8	2,444	6.7	12	20	65t	26-195	63.0
2010	N.Y. Jets	16-16	507	278	54.8	3,291	6.5	17	13	74t	27-171	75.3
2011	N.Y. Jets	16-16	543	308	56.7	3,474	6.4	26	18	74	39-243	78.2
2012	N.Y. Jets	15-15	453	246	54.3	2,883	6.4	13	18	66	34-209	66.9
2014	Philadelphia	9-8	309	198	64.1	2,418	7.8	14	11	72	23-151	88.4
2015	Philadelphia	4-2	91	59	64.8	616	6.8	4	4	43	9-54	80.7
2016	Dallas	2-0	18	10	55.6	93	5.2	0	2	33	3-25	30.3
2017	Chicago	0-0	0	0	0.0	0	0.0	0	0	-	0-0	-
NFL totals		77-72	2,285	1,295	56.7	15,219	6.7	86	86	74t	161-1,048	73.9

Record as Starter: 37-35 (.514) - 2009 (8-7), 2010 (11-5), 2011 (8-8), 2012 (6-9), 2014 (4-4), 2015 (0-2).

ADDITIONAL STATS: Fumbles-Lost -- (51-24): 2009 (10-3), 2010 (9-1), 2011 (10-8), 2011 (10-8), 2012 (14-8), 2014 (7-3), 2015 (1-1).

Year	Team	Rush	Yds	Avg	Lg	TD
2009	N.Y. Jets	36	106	2.9	14t	3
2010	N.Y. Jets	30	105	3.5	20	3
2011	N.Y. Jets	37	103	2.8	25	6
2012	N.Y. Jets	22	28	1.3	8	0
2014	Philadelphia	34	87	2.6	15	1
2015	Philadelphia	6	22	3.7	11	0
2016	Dallas	4	-2	-0.5	1	0
NFL totals		169	449	2.7	25	13

POSTSEASON

Year	Team	GP-GS	Att	Cmp	Pct	Yds	Yds/Att	TD	Int	Lg	Sk-Yds	Rating
2009	N.Y. Jets	3-3	68	41	60.3	539	7.9	4	2	80t	1-7	92.7
2010	N.Y. Jets	3-3	89	54	60.7	616	6.9	5	1	58t	3-19	95.5
NFL totals		6-6	157	95	60.5	1,155	7.4	9	3	80t	4-26	94.3

SEASON / CAREER / PLAYOFF HIGHS

	2017	Career	Playoff
Attempts	None	59, vs. NYG (12/24/11)	33, at PIT (1/23/11)
Completions	None	37, at WAS (12/20/14)	20, at PIT (1/23/11)
Passing Yards	None	374, at WAS (12/20/14)	257, at IND (1/24/10)
TD Passes	None	4, vs. BUF (11/27/11)	3, at NE (1/16/11)
Interceptions	None	5, vs. BUF (10/18/09)	1, three times
Longest Completion	None	74t, at DET (11/7/10)	80t, at IND (1/24/10)



87

ADAM SHAHEEN

Ht: 6-6
Age: 24

Wt: 278
College: Ashland

Acquired: 2nd round of the 2017 draft (45th overall)

TIGHT END

COLLEGE CAREER: Caught 124 passes for 1,755 yards (14.1 avg) and 26 touchdowns in 31 career games at Ashland ... ranks fifth all time in school history in career receptions, 10th in career receiving yards and 2nd in catches in a season ... caught a school record 4 touchdowns vs. Northwood (10/9/16) ... as a junior he led all Division II tight ends in receptions (52) and yards (867) and led all college football tight ends with 16 touchdown receptions, setting an Ashland single-season record in the process ... set a program record his sophomore year with 70 catches, also good for the highest total for any tight end at any NCAA level in 2015 ... earned American Football Coaches Association (AFCA) Division II Coaches' All-America.

2017 SEASON: Appeared in seven games (three starts), catching one pass for 2 yards (2.0 avg) and 1 touchdown... Scored touchdown in his first career start, on his first career reception.

2017 CHICAGO BEARS

Date	W/L	Opp.	Rec	Yds	Avg	Long	TD
9/10	L	ATL	0	0	0.0	-	0
9/17	L	at TB	0	0	0.0	-	0
9/24*	W	PIT	1	2	2.0	2t	1
9/28	L	at GB	0	0	0.0	-	0
10/9*	L	MIN	0	0	0.0	-	0
10/15*	W	at BAL	0	0	0.0	-	0
10/22	W	CAR	0	0	0.0	-	0
10/29		at NO					
11/12		GB					
11/19		DET					
11/26		at PHI					
12/3		SF					
12/10		at CIN					
12/16		at DET					
12/24		CLE					
12/31		at MIN					

Totals 2-1 1 2 2.0 2t 1

*Denotes Games Started

ADAM SHAHEEN'S NFL STATISTICS

REGULAR SEASON

Year	Team	GP-GS	Rec	Yds	Avg	Lg	TD
2017	Chicago	7-3	1	2	2.0	2t	1

SEASON / CAREER / PLAYOFF HIGHS

	2017	Career	Playoff
Receptions	1, vs. PIT (9/24)	None	None
Receiving Yards	2, vs. PIT (9/24)	None	None
Longest Reception	2t, vs. PIT (9/24)	None	None
Receivng TDs	1, vs. PIT (9/24)	None	None



88 DION SIMS

Ht: 6-4 **Wt:** 271
Age: 26 **College:** Michigan State
Bears Season: 1 **NFL Season:** 5
Acquired: Unrestricted free agent 2017 (MIA)

TIGHT END

PRO CAREER: Appeared in 63 games (29 starts) in five seasons with Miami Dolphins (2013-16) and Chicago Bears (2017), catching 80 passes for 797 yards (10.0 avg) and 9 touchdowns... 8 touchdowns in Miami ranked second most by a Dolphins tight end since 2013.

2017 SEASON: Started seven games, catching 6 passes for 98 yards (16.3 avg) and 1 touchdown.

PREVIOUS SEASONS: 2016: Appeared in 14 games (11 starts) for the Miami Dolphins ... caught 26 passes for 256 yards (9.8 avg) and 4 touchdowns ... ranked 2nd on team in TDs ... 26 receptions and 4 TDs are both career-highs.
2015: Appeared in 13 games (4 starts) for the Dolphins ... caught 18 passes for 127 yards and 1 touchdown ... **2014:** Saw action in 14 games (2 starts) for the Dolphins ... recorded 24 receptions for 284 yards and 2 touchdowns ...
2013: Played in 15 games (5 starts) as a rookie for the Dolphins ... caught 6 passes for 32 yards and 1 touchdown.

2017 CHICAGO BEARS

Date	W/L	Opp.	Rec	Yds	Avg	Long	TD
9/10*	L	ATL	2	31	15.5	22	0
9/17*	L	at TB	0	0	0.0	-	0
9/24*	W	PIT	0	0	0.0	-	0
9/28*	L	at GB	1	8	8.0	8	0
10/9*	L	MIN	1	17	17.0	17	0
10/15*	W	at BAL	2	42	21.0	27t	1
10/22	W	CAR	0	0	0.0	-	0
10/29		at NO					
11/12		GB					
11/19		DET					
11/26		at PHI					
12/3		SF					
12/10		at CIN					
12/16		at DET					
12/24		CLE					
12/31		at MIN					

Totals 2-4 6 98 16.3 27t 1

*Denotes Games Started

DION SIMS' NFL STATISTICS

REGULAR SEASON

Year	Team	GP-GS	Rec	Yds	Avg	Lg	TD
2013	Miami	15-5	6	32	5.3	8	1
2014	Miami	14-2	24	284	11.8	38	2
2015	Miami	13-4	18	127	7.1	22	1
2016	Miami	14-11	26	256	9.8	28	4
2017	Chicago	7-7	6	98	16.3	27t	1
NFL totals		63-29	80	797	10.0	38	9


ADDITIONAL STATS: Kickoff Returns - 3 for 17 yards: 2011 (2 for 7 yards); 2014 (1 for 10 yards).

SEASON / CAREER / PLAYOFF HIGHS

	2017	Career	Playoff
Receptions	2, twice	4, six times	5, at PIT (1/8/17)
Receiving Yards	42, at BAL (10/15)	58, at NYJ (12/1/14)	34, at PIT (1/8/17)
Longest Reception	27t, at BAL (10/15)	38, at JAX (10/26/14)	17, at PIT (1/8/17)
Receiving TDs	1, at BAL (10/15)	2, at NYJ (12/17)	None



71

**JOSH
SITTON**
**Ht:** 6-3**Wt:** 318**Age:** 31**College:** UCF**Bears Season:** 2**NFL Season:** 10**Acquired:** Waived FA in 2016 (GB)
OFFENSIVE LINE

PRO CAREER: Appeared in 140 games (130 starts) in 10 seasons with the Green Bay Packers (2008-15) and Chicago Bears (2016-17).

2017 SEASON: Started four games at LG, two at RG. Inactive for Game 3.

HONORS AND AWARDS: Pro -Bowl Selection: 2012, 2014, 2015, 2016; 2014 PFWA All-NFL team.

JOSH SITTON'S NFL STATISTICS
REGULAR SEASON

GAMES PLAYED-STARTED - 140-130: 2008 GB (11-2); 2009 GB (16-16); 2010 GB (16-16); 2011 GB (14-14); 2012 GB (16-16); 2013 GB (16-16); 2014 GB (16-16); 2015 GB (16-16); 2016 CHI (13-12); 2017 CHI (6-6).


**79 BRADLEY
SOWELL**
Ht: 6-7**Wt:** 309**Age:** 28**College:** Mississippi**Bears Season:** 1**NFL Season:** 6**Acquired:** Unrestricted free agent signing 2017 (SEA)
OFFENSIVE LINE

PRO CAREER: Appeared in 75 games (21 starts) over 6 seasons with the Indianapolis Colts (2012), Arizona Cardinals (2013-15), Seattle Seahawks (2016) and Chicago Bears (2017)

2017 SEASON: Appeared in seven games as a reserve.

BRADLEY SOWELL'S NFL STATISTICS
REGULAR SEASON

GAMES PLAYED-STARTED - 75-21: 2012 IND (10-0); 2013 ARI (16-12); 2014 ARI (16-0); 2015 ARI (16-0); 2016 SEA (10-9); 2017 CHI (7-0).

POSTSEASON

GAMES PLAYED-STARTED - 5-0: 2012 IND (1-0); 2014 ARI (1-0); 2015 ARI (2-0); 2016 SEA (1-0).



53 JOHN TIMU

Ht: 6-0**Wt:** 246**Age:** 25**College:** Washington**Bears Season:** 3**NFL Season:** 3**Acquired:** Undrafted free agent in 2015

LINEBACKER

PRO CAREER: In three seasons with the Bears (2015-17), appeared in 21 contests, with 9 starts, collecting 55 tackles, 5 TFLs, 2 fumble recoveries, 2 STTs and 2 pass breakups... Recorded 2 fumble recoveries at Tampa Bay (12/27/15), becoming first Bears rookie with 2 opponent fumble recoveries in a game since LB Bryan Knight (9/22/02).

2017 SEASON: Appeared in 3 games (2 starts), recording 9 tackles, 1 TFL and 1 pass breakup. Inactive for Games 6 & 7.

PREVIOUS SEASONS: 2016: Appeared in 11 games with 4 starts (Games 3 & 11-13), recording 21 tackles, 3 TFLs and 1 pass breakup... Added 2 STTs with ranked tied for 3rd on the team... Spent the first three weeks of the season on the practice squad. 2015- Appeared in 7 contests, (Games 1-4, & 14-16), with 3 starts at ILB (Games 14-16)... Recorded 25 tackles, 1 TFL and 2 fumble recoveries... Both fumble recoveries came in Game 15 at TB, becoming first Bears rookie with 2 opponent fumble recoveries in a game since LB Bryan Knight (9/22/02)... In first career start (Game 14 at MIN), led team with 9 tackles, including 1 TFL.

2017 CHICAGO BEARS

Date	W/L	Opponent	Tkls-S	Sk-YL	INT-Yds	PD	FF	FR	TFL
9/10	L	ATL							
9/17	L	at TB							
9/24*	W	PIT	2-1	0-0	0-0	1	0	0	0
9/28	L	at GB	3-2	0-0	0-0	0	0	0	0
10/9*	L	MIN	4-3	0-0	0-0	0	0	0	1
10/15	W	at BAL							
10/22	W	CAR							
10/29		at NO							
11/12		GB							
11/19		DET							
11/26		at PHI							
12/3		SF							
12/10		at CIN							
12/16		at DET							
12/24		CLE							
12/31		at MIN							
Totals	1-1		9-6	0-0	0-0	1	0	0	1

*Denotes Game Started

JOHN TIMU'S CAREER STATISTICS

REGULAR SEASON

Year	Team	GP	GS	Tackles				Interceptions				Fumbles			Misc.			
				Tot	S	A	Sk	Yds	No	Yds	Lg	TD	PD	FF	FR	Yds	TFL	STT
2015	Chicago	7	3	25	22	3	0.0	0.0	0	0	-	0	0	0	2	0	1.0	0
2016	Chicago	11	4	21	15	6	0.0	0.0	0	0	-	0	1	0	0	0	3.0	2
2017	Chicago	3	2	9	6	3	0.0	0.0	0	0	-	0	1	0	0	0	1.0	0
NFL totals		21	9	55	43	12	0.0	0.0	0	0	-	0	2	0	2	0	5.0	2

SEASON / CAREER / PLAYOFF HIGHS

	2017	Career	Playoff
Tackles	4, vs. MIN (10/9)	9, twice	None
Solos	3, vs. MIN (10/9)	8, twice	None
Tackles For Loss	1, vs. MIN (10/9)	Same	None
Interceptions	None	None	None
Sacks	None	None	None



59 DANNY TREVATHAN

Ht: 6-1**Wt:** 239**Age:** 27**College:** Kentucky**Bears Season:** 2**NFL Season:** 6**Acquired:** Unrestricted free agent in 2016 (DEN)

LINEBACKER

PRO CAREER: Started 46-of-65 career games in six seasons with the Denver Broncos (2012-15) and the Chicago Bears (2016-17), producing 387 tackles, 6 sacks, 6 interceptions – including 1 returned for a touchdown – 24 pass breakups, 14 TFLs, 3 forced fumbles and 2 fumble recoveries ... led the Broncos in total tackles (275) over his four seasons with the team (2012-15) ... his 125 tackles in 2013 were the most by a Broncos defender since 2007 ... led the Broncos in tackles twice (125 in 2013 & 109 in 2015) ... appeared in seven postseason contests with six starts... collected 46 tackles, 1 pass breakup, 2 TFLs and 1 fumble recovery during the playoffs ... won Super Bowl 50 with the Broncos.

2017 SEASON: Started six games, recording 39 tackles, 3 sacks, 1 interception, 1 TFL, 1 fumble recovery and 3 pass breakups... Suspended for game 5.

PREVIOUS SEASONS: 2016: Appeared in 9 games (Games 1-2 & 5-11) with 8 starts (Games 1-2, 5-6 and 8-11) with the Bears, recording 73 tackles, 3 pass breakups, 1 sack and 1 TFL before going on injured reserve. **2015:** Started all 15 games he appeared in for the Super Bowl Champion Denver Broncos ... recorded a team-high 109 tackles, 2 interceptions, 1 interception return for touchdown, 6 pass breakups and 3 TFLs ... started all three of Denver's playoff games, posting a team-high 22 tackles with 1 pass breakup, 1 TFL and 2 fumble recoveries. **2014:** Finished the season with 11 tackles in 3 games (1 start) ... placed on injured reserve December 16 with a knee injury. **2013:** Started 16-of-16 contests for Denver, posting career highs in tackles (125), sacks (2), interceptions (3), pass breakups (10), TFLs (7), forced fumbles (3) and fumble recoveries (1) ... added 4 STTs ... 125 tackles led the Broncos ... appeared in 3 postseason contests, producing 24 tackles and 1 TFL ... made a game-high 12 tackles in Super Bowl XLVIII vs. Seattle (2/2). **2012:** Played in all 16 games for the Broncos as a rookie ... collected 30 tackles, 1 sack, 2 pass breakups and 1 TFL ... added 3 special teams tackles ... finished second among the team's rookies with 30 defensive stops ... saw action in one postseason contest.

2017 CHICAGO BEARS

Date	W/L	Opponent	Tkls-S	Sk-YL	INT-Yds	PD	FF	FR	TFL
9/10*	L	ATL	2-2	0-0	0-0	0	0	0	0
9/17*	L	at TB	4-3	0-0	0-0	1	0	0	0
9/24*	W	PIT	10-8	0-0	0-0	0	0	0	0
9/28*	L	at GB	13-6	0-0	0-0	0	0	0	0
10/9	L	MIN	SUSPENDED						
10/15*	W	at BAL	6-5	1-7	0-0	0	0	1	1
10/22*	W	CAR	4-3	1-7	1-8	2	0	0	1
10/29		at NO							
11/12		GB							
11/19		DET							
11/26		at PHI							
12/3		SF							
12/10		at CIN							
12/16		at DET							
12/24		CLE							
12/31		at MIN							
Totals	3-3		39-27	2-14	1-8	3	0	1	2

*Denotes Game Started



DANNY TREVATHAN'S CAREER STATISTICS

REGULAR SEASON


Year	Team	GP	GS	Tackles					Interceptions					Fumbles			Misc.		
				Tot	S	A	Sk	Yds	No	Yds	Lg	TD	PD	FF	FR	Yds	TFL	STT	
2012	Denver	16	0	30	21	9	1.0	0.0	0	0	-	0	2	0	0	0	0	1	3
2013	Denver	16	16	125	85	40	2.0	18.0	3	29	29	0	10	3	1	0	0	7	4
2014	Denver	3	1	11	9	2	0.0	0.0	0	0	-	0	0	0	0	0	0	0	0
2015	Denver	15	15	109	73	36	0.0	0.0	2	39	25t	1	6	0	0	0	0	3	0
2016	Chicago	9	8	73	49	24	1.0	7.0	0	0	-	0	3	0	0	0	0	1	0
2017	Chicago	6	6	39	27	12	2.0	14.0	1	8	8	0	3	0	1	0	0	2	0
Bears totals		15	14	112	76	36	3.0	21.0	1	8	8	0	6	0	1	0	3	0	0
NFL totals		65	46	387	264	123	6.0	39.0	6	74	29	1	24	3	2	0	14	7	0

POSTSEASON

Year	Team	GP	GS	Tackles					Interceptions					Fumbles			Misc.			
				Tot	S	A	Sk	Yds	No	Yds	Lg	TD	PD	FF	FR	Yds	TFL	STT		
2012	Denver	1	0	0	0	0	0.0	0.0	0	0	-	0	0	0	0	0	0	0	0	0
2013	Denver	3	3	24	18	6	0.0	0.0	0	0	-	0	0	0	0	0	0	1	1	0
2015	Denver	3	3	22	16	6	0.0	0.0	0	0	-	0	1	0	2	0	0	1	0	0
NFL totals		7	6	46	34	12	0.0	0.0	0	0	-	0	1	0	2	0	0	2	1	0

SEASON / CAREER / PLAYOFF HIGHS

	2017	Career	Playoff
Tackles	13, at GB (9/28).....	19, at IND (11/8/15)	12, vs. SEA (2/2/14)
Solos	8, vs. PIT (9/24).....	9, four times.....	8, twice
Tackles For Loss	1, at BAL (10/15).....	2, at HOU (12/22/13)	1, twice
Interceptions	1, vs. CAR (10/22).....	1, six times	None
Sacks	1, twice	1, six times	None



10

MITCHELL
TRUBISKYHt: 6-3
Age: 23Wt: 222
College: North Carolina

Acquired: 1st round of the 2017 draft (2nd overall)

QUARTERBACK

COLLEGE CAREER: Started 13-of-34 career games for North Carolina, completing 386-of-572 passes (67.5 pct.) for 4,762 yards, 41 touchdowns and 10 interceptions in three seasons of action ... added 439 rushing yards on 120 attempts (3.7 avg) and 8 touchdowns ... as a junior, was a semifinalist for the Davey O'Brien and Maxwell Awards ... finished his career at North Carolina ranked 5th in passing touchdowns (41), 6th in passing yards (4,762) and 7th in total offense (5,201).

2017 SEASON: Active, but did not play in first four games ... made first career start on Monday Night Football (10/9) vs. MIN, becoming the first Bears rookie to start at QB since Kyle Orton in 2005 ... completed 24-of-48 passes for 348 yards, 2 touchdowns and 1 interception ... carried the ball 12 times for 57 yards (5.8 avg) ... became the first Bears rookie QB to win their first road start since Craig Krenzel in 2004 (vs. BAL 10/15) ... led an eight-play, 71-yard drive to set up the game-winning field goal in overtime at BAL ... also was the second rookie quarterback to win a game in Baltimore since the franchise moved from Cleveland to Baltimore in 1996.

JUNIOR: Started all 13 games in his first season as a starter for the Tar Heels ... set UNC single-season records for passing yards (3,748), passing touchdowns (30) and total offense (4,056) while completing 304-of-477 (68.0) passes on the year ... set the multi-game school record with 30 consecutive completions over two games (last 18 vs. JMU; first 12 vs. Pitt) ... also set the school record for most passing yards in consecutive games with 885 (432 vs. JMU; 453 vs. Pitt) ... added 308 rushing yards on 93 attempts (3.3 avg) and 5 touchdowns ... set career highs with 453 yards and 5 touchdowns with zero interceptions on 35-of-46 passing vs. Pitt ... was named the Walter Camp offensive player of the week for his performance ... threw for 280 yards and 2 touchdowns on 23-of-39 passing vs. Stanford in the Sun Bowl ... named a semifinalist for Davey O'Brien and Maxwell Awards ... finalist for Johnny Unitas Golden Arm Award.

SOPHOMORE: Appeared in 9 games, completing 40-of-47 passes for 555 yards and 6 touchdowns ... added 16 rushes for 101 yards and 3 touchdowns. **FRESHMAN:** Appeared in 12 games, completing 42-of-78 passes for 459 yards, 4 touchdowns and 4 interceptions ... added 11 rushes for 30 yards.

PERSONAL: Named Mr. Football in the state of Ohio by the Associated Press, an annual award given to the top high school player regardless of division ... ranked the No. 19 quarterback in the country by Scout.com ... prepstar All-Midwest Region ... honorable-mention Parade All-America ... member of the ESPN 300 team ... is the most prolific passer in the Greater Cleveland area, becoming the first to pass for more than 9,000 career yards and more than 4,000 yards as a senior ... rated the No. 1 dual-threat quarterback by 247sports.com and the No. 3 player in Ohio ... passed for 4,063 yards as a senior, including 1,593 in four playoff games ... team finished 12-2 and advanced to the state semifinals ... mentor was 30-8 during his three-years the quarterback ... among the top 10 passers in Ohio history with 9,126 yards and 92 touchdowns.



2017 CHICAGO BEARS

Date	W/L	Opp.	Att	Cmp	Yds	Pct.	TD	INT	Lg	Sk/Lst	Rtg
9/10	L	Atl									
9/27	L	at TB									
9/24	L	Pit									
9/28	L	at GB									
10/9*	L	Min	25	12	128	48.0	1	1	20t	1/7	60.1
10/15*	W	at Bal	16	8	113	50.0	1	0	27t	4/23	94.0
10/22*	W	Car	7	4	107	57.1	0	0	70	4/22	101.8
10/29		at NO									
11/12		GB									
11/19		Det									
11/26		at Phi									
12/3		SF									
12/10		at Cin									
12/16		at Det									
12/24		Cle									
12/31		at Min									
Totals	2-1		48	24	348	50.0	2	1	70	9/52	79.2

MITCHELL TRUBISKY'S NFL STATISTICS

REGULAR SEASON

Year	Team	GP-GS	Att	Cmp	Pct	Yds	Yds/Att	TD	Int	Lg	Sk-Yds	Rating
2017	Chicago	3-3	48	24	50.0	348	7.2	2	1	70	9-52	79.2

Record as Starter: 2-1 (.667) - 2017 (2-1).

ADDITIONAL STATS: Fumbles-Lost -- (3-1): 2017 (3-1). **Two point conversions--** 1 (rushing).

Year	Team	Rush	Yds	Avg	Lg	TD
2017	Chicago	12	57	5.8	70	0


SEASON / CAREER / PLAYOFF HIGHS

	2017	Career	Playoff
Attempts	25, vs. MIN (10/9).....	Same.....	None.....
Completions	12, vs. MIN (10/9).....	Same.....	None.....
Passing Yards	128, vs. MIN (10/9).....	Same.....	None.....
TD Passes	1, twice.....	Same.....	None.....
Interceptions	1, vs. MIN (10/9).....	Same.....	None.....
Longest Completion	70, VS. CAR (10/22).....	Same.....	None.....
Rushing Attempts	4, at BAL (10/15).....	Same.....	None.....
Rushing Yards	32, at BAL (10/15).....	Same.....	None.....
Rushing TDs	None.....	None.....	None.....

MITCHELL TRUBISKY'S COLLEGE STATISTICS

Year	Team	GP-GS	Att	Cmp	Pct	Yds	Yds/Att	TD	Int	Lg
2014	North Carolina	12-0	78	42	53.8	459	5.9	5	4	39
2015	North Carolina	9-0	47	40	85.1	555	11.8	6	0	64
2016	North Carolina	13-13	447	304	68.0	3,748	8.4	30	6	75
Totals		34-13	572	386	67.5	4,762	8.3	41	10	75

Year	Team	Rush	Yds	Avg	Lg	TD
2014	North Carolina	11	30	2.7	16	0
2015	North Carolina	16	101	6.3	35	3
2016	North Carolina	93	308	3.3	39	5
Totals		120	439	3.7	39	8



98 MITCH UNREIN

Ht: 6-4

Wt: 299

Age: 30

College: Wyoming

Bears Season: 2

NFL Season: 7

Acquired: Waived free agent in 2015 (SD)

DEFENSIVE LINE

PRO CAREER: Appeared in 90 games with 20 starts over seven seasons with the Denver Broncos (2011-14), San Diego Chargers (2015) and Chicago Bears (2015-17), recording 132 tackles, 5 TFLs, 2.5 sacks and 1 fumble recovery ... saw action in six postseason contests with Denver, recording 6 tackles and 1 TFL.

2017 SEASON: Appeared in 7 games (four starts), recording 18 tackles. 0.5 sacks and 1 TFL.

2017 CHICAGO BEARS

Date	W/L	Opponent	Tkls-S	Sk-YL	INT-Yds	PD	FF	FR	TFL
9/10	L	ATL	3-1	0-0	0-0	0	0	0	0
9/17*	L	at TB	4-3	0-0	0-0	0	0	0	1
9/24*	W	PIT	1-1	0-0	0-0	0	0	0	0
9/28	L	at GB	2-0	0-0	0-0	0	0	0	0
10/9	L	MIN	3-3	0-0	0-0	0	0	0	0
10/15*	W	at BAL	2-2	0-0	0-0	0	0	0	0
10/22*	W	CAR	3-2	0.5-0.5	0-0	0	0	0	0
10/29		at NO							
11/12		GB							
11/19		DET							
11/26		at PHI							
12/3		SF							
12/10		at CIN							
12/16		at DET							
12/24		CLE							
12/31		at MIN							
Totals	3-1		18-12	0.5-0.5	0-0	0	0	0	1

*Denotes Game Started

MITCH UNREIN'S NFL STATISTICS

REGULAR SEASON

Year	Team	GP	GS	Tackles					Interceptions					Fumbles			Misc.		
				Tot	S	A	Sk	Yds	No	Yds	Lg	TD	PD	FF	FR	Yds	TFL	STT	
2011	Denver	14	0	7	5	2	0.0	0.0	0	0	-	0	0	0	0	0	0	0.0	1
2012	Denver	16	2	20	12	8	0.0	0.0	0	0	-	0	0	0	0	1	n/a	0.0	0
2013	Denver	16	1	20	15	5	0.0	0.0	0	0	-	0	0	0	0	0	0	1.0	0
2014	Denver	8	0	1	1	0	0.0	0.0	0	0	-	0	0	0	0	0	0	0.0	0
2015	TOTAL	16	4	33	20	13	1.0	6.0	0	0	-	0	0	0	0	0	0	2.0	0
2016	Chicago	13	9	33	17	16	1.0	3.0	0	0	-	0	0	0	0	0	0	1.0	0
2017	Chicago	7	4	18	12	6	0.5	0.5	0	0	-	0	0	0	0	0	0	0.0	0
Bears totals		20	13	51	29	22	1.5	3.5	0	0	-	0	0	0	0	0	0	1.0	0
NFL totals		90	20	132	82	50	2.5	9.5	0	0	-	0	0	0	0	1	0	4.0	1

POSTSEASON

Year	Team	GP	GS	Tackles					Interceptions					Fumbles			Misc.		
				Tot	S	A	Sk	Yds	No	Yds	Lg	TD	PD	FF	FR	Yds	TFL	STT	
2011	Denver	2	0	1	0	1	0	0	0	0	-	0	0	0	0	0	0	0	0
2012	Denver	1	0	3	1	2	0	0	0	0	-	0	0	0	0	0	0	0	0
2013	Denver	3	0	2	1	1	0	0	0	0	-	0	0	0	0	0	0	1	0
NFL Totals		6	0	6	2	4	0	0	0	0	-	0	0	0	0	0	0	1	0

SEASON / CAREER / PLAYOFF HIGHS

	2017	Career	Playoff
Tackles	4, at TB (9/17)	5, twice	3, vs. BAL (1/12/13)
Solos	3, twice	4, at MIN (12/20)	1, twice
Sacks	None	1, vs. WAS (12/13)	None
Sack Yards	None	6, vs. WAS (12/13)	None



12 MARKUS WHEATON

Ht: 5-11**Wt:** 189**Age:** 26**College:** Oregon State**Bears Season:** 1**NFL Season:** 5**Acquired:** Unrestricted free agent in 2017 (PIT)

WIDE RECEIVER

PRO CAREER: Owns 108 receptions for 1,517 yards (14.0 avg) and 8 touchdowns in 50 games (22 starts) over four NFL seasons with the Pittsburgh Steelers (2013-16) ... set career-highs in receptions (53) in 2014 and receiving yards (749) and touchdowns (5) in 2015.

2017 SEASON: Appeared in three games as a reserve catching 1 pass for 9 yards (9.0 avg)...Inactive for Games 1 -2 & 6 and 6-7.

PREVIOUS SEASONS: 2016: Was limited to four receptions for 51 yards (12.8 avg) and one touchdown in three games (two starts) due to injury with the Pittsburgh Steelers. **2015:** Appeared in 16 games (8 starts) for the Steelers, recording 44 receptions for a career-high 749 yards (17.0 avg) ... also caught a career-high five touchdowns, good for third best on the team. **2014:** Played in 16 games (11 starts) for the Steelers recording a career-high 53 receptions for 644 yards (12.2 avg) and two TDs ... finished fourth on the team in yards and receptions. **2013:** Caught six passes for 64 yards (5.3 avg) as a rookie for the Steelers.

2017 CHICAGO BEARS

Date	W/L	Opp.	Rec	Yds	Avg	Long	TD
9/10	L	ATL			INACTIVE		
9/17	L	at TB			INACTIVE		
9/24	W	PIT	0	0	0.0	-	0
9/28	L	at GB	0	0	0.0	-	0
10/9	L	MIN	1	9	9.0	9	0
10/15	W	at BAL			INACTIVE		
10/22	W	CAR			INACTIVE		
10/29		at NO					
11/12		GB					
11/19		DET					
11/26		at PHI					
12/3		SF					
12/10		at CIN					
12/16		at DET					
12/24		CLE					
12/31		at MIN					
Totals	0-0		1	9	9.0	9	0


MARKUS WHEATON'S NFL STATISTICS

REGULAR SEASON

Year	Team	GP-GS	Rec	Yds	Avg	Lg	TD	Rush	Yds	Avg	Lg	TD	STT
2013	Pittsburgh	12-1	6	64	10.7	21	0	0	0	0.0	-	0	0
2014	Pittsburgh	16-11	53	644	12.2	47t	2	4	19	4.8	12	0	0
2015	Pittsburgh	16-8	44	749	17.0	72t	5	0	0	0.0	-	0	0
2016	Pittsburgh	3-2	4	51	12.8	30t	1	0	0	0.0	-	0	0
2017	Chicago	3-0	1	9	9.0	-	0	0	0	0.0	-	0	0
NFL totals		50-22	108	1,517	14.0	72t	8	4	19	4.8	12	0	0

SEASON / CAREER / PLAYOFF HIGHS

	2017	Career	Playoff
Receptions.....	1, vs. MIN (10/9).....	9, at SEA (11/29/15).....	None
Receiving Yards.....	9, vs. MIN (10/9).....	201, at SEA (11/29/15).....	None
Longest Reception.....	9, vs. MIN (10/9).....	72t, at SD (10/12/15).....	None
Receiving TDs.....	None.....	1, eight times.....	None



11 KEVIN WHITE

Ht: 6-3

Age: 25

Bears Season: 3

Acquired: 1st round of the 2015 draft (7th overall)

Wt: 216

College: West Virginia

NFL Season: 3

WIDE RECEIVER

PRO CAREER: Started five games in three NFL seasons, catching 21 passes for 193 yards (9.2 avg) ... rushed one time for 9 yards ... spent rookie season on the PUP list.

2017 SEASON: Placed on IR after sustaining an injury in Week one vs. Atlanta ... started in Game 1, catching two passes for six yards.

PREVIOUS SEASONS: 2016: Started the first four games of the season before being placed on Injured Reserve, tallying 19 receptions for 187 yards (9.8 avg) ... rushed once for 9 yards (9.0 avg). **2015:** Spent entire rookie season on the PUP list.

2017 CHICAGO BEARS

Date	W/L	Opp.	Rec	Yds	Avg	Long	TD	
9/10*	L	ATL	2	6	3.0	6	0	
9/17	L	at TB	INJURED RESERVE					
9/24	W	PIT	INJURED RESERVE					
9/28	L	at GB	INJURED RESERVE					
10/9	L	MIN	INJURED RESERVE					
10/15	W	at BAL	INJURED RESERVE					
10/22	W	CAR	INJURED RESERVE					
10/29		at NO						
11/12		GB						
11/19		DET						
11/26		at PHI						
12/3		SF						
12/10		at CIN						
12/16		at DET						
12/24		CLE						
12/31		at MIN						
Totals	0-1		2	6	3.0	-	0	

KEVIN WHITE'S NFL STATISTICS

REGULAR SEASON

Year	Team	GP-GS	Rec	Yds	Avg	Lg	TD	Rush	Yds	Avg	Lg	TD	STT
2016	Chicago	4-4	19	187	9.8	32	0	1	9	9.0	9	0	0
2017	Chicago	1-1	2	6	3.0	6	0	0	0	0.0	-	0	0
Totals		5-5	21	193	9.2	32	0	1	9	9.0	0	0	0

SEASON / CAREER / PLAYOFF HIGHS

	2017	Career	Playoff
Receptions.....	2, vs. ATL (9/10)	6, twice	None
Receiving Yards.....	6, vs. ATL (9/10)	62, at DAL (9/25)	None
Longest Reception.....	6, vs. ATL (9/10)	32, at DAL (9/25)	None
Receiving TDs.....	None	None	None

**65** CODY
WHITEHAIR**Ht:** 6-4**Age:** 25**Bears Season:** 2**Acquired:** 2nd round of the 2016 NFL draft (56th overall)**Wt:** 310**College:** Kansas State**NFL Season:** 2**OFFENSIVE LINE**

PRO CAREER: Enters second NFL season and has started all 23 games at center for the Chicago Bears ... paved the way for rookie Jordan Howard to 1,313 rushing yards (2nd in NFL) ... helped the Bears to the third most passing yards (gross and net) in franchise history.

2017 SEASON: Started seven games; 6 at C, 1 at LG.

HONORS AND AWARDS: 2016: PFWA All-Rookie Team

2016 SEASON: Started all 16 games as a rookie for the Chicago Bears ... paved the way for rookie Jordan Howard to 1,313 rushing yards (2nd in NFL) ... helped the Bears to the third most passing yards (gross and net) in franchise history.

CODY WHITEHAIR'S NFL STATISTICS**REGULAR SEASON**

GAMES PLAYED-STARTED - 23-23: 2016 CHI (16-16); 2017 CHI (7-7).



13 KENDALL WRIGHT

Ht: 5-10

Wt: 191

Age: 28

College: Baylor

Bears Season: 1

NFL Season: 6

Acquired: Unrestricted free agent in 2017 (TEN)

WIDE RECEIVER

PRO CAREER: In his sixth NFL season, has appeared in 73 games (42 starts) hauling in 300 receptions for 3,480 yards (11.6 avg) and 19 touchdowns with the Tennessee Titans (2012-16) and Chicago Bears (2017)... Carried the ball 11 times for 90 yards (8.2 avg)... Made his NFL debut September 9, 2012 vs. New England... Recorded his first 1,000 yard receiving season in 2013 under Bears offensive coordinator Dowell Loggains... Tallied 5 career 100+ yard receiving games in his NFL career... Set career-high in yards (1,079) and receptions (94) in 2013.

2017 SEASON: Played in seven games (one start), catching 20 passes for 236 yards (11.8 avg) and 1 touchdown.

PREVIOUS SEASONS: 2016: Played 11 games with 4 starts, recording 29 receptions for 416 yards (14.3 avg) and 3 touchdowns ... 48-yard touchdown reception vs. Cleveland (10/16) was the second longest of his career. **2015:** Appeared in 10 contests with 9 starts, hauling in 36 passes for 408 yards (11.3 avg) and 3 touchdowns ... his 52-yard touchdown reception at Tampa Bay (9/13) was the longest of his career. **2014:** Appeared in 14 contests with 11 starts hauling in 57 passes for 715 yards (12.5 avg) and 6 touchdowns. **2013:** Played in all 16 games with 12 starts ... tallied 94 receptions for 1,079 yards (11.5 avg), both career-highs. **2012:** Played in 15 games with five starts as a rookie, hauling in 64 passes for 626 yards (9.8 avg) and 4 touchdowns.

2017 CHICAGO BEARS

Date	W/L	Opp.	Rec	Yds	Avg	Long	TD
9/10	L	ATL	3	34	11.3	16	0
9/17	L	at TB	7	69	9.9	18	0
9/24	W	PIT	0	0	0.0	-	0
9/28*	L	at GB	4	51	12.8	22	1
10/9	L	MIN	4	46	11.5	13	0
10/15	W	at BAL	2	36	18.0	18	0
10/22	W	CAR	0	0	0.0	-	0
10/29		at NO					
11/12		GB					
11/19		DET					
11/26		at PHI					
12/3		SF					
12/10		at CIN					
12/16		at DET					
12/24		CLE					
12/31		at MIN					
Totals	0-1		20	236	11.8	22	1

KENDALL WRIGHT'S NFL STATISTICS

REGULAR SEASON

Year	Team	GP-GS	Rec	Yds	Avg	Lg	TD	Rush	Yds	Avg	Lg	TD
2012	Tennessee	15-5	64	626	9.8	38	4	1	4	4.0	4	0
2013	Tennessee	16-12	94	1,079	11.5	45	2	0	0	-	-	0
2014	Tennessee	14-11	57	715	12.5	48	6	4	54	13.5	38	0
2015	Tennessee	10-9	36	408	11.3	52t	3	5	17	3.4	13	0
2016	Tennessee	11-4	29	416	14.3	48t	3	1	15	15.0	15	0
2017	Chicago	7-1	20	236	11.8	22	1	0	0	0.0	-	0
NFL totals		73-42	300	3,480	11.6	52t	19	11	90	8.2	38	0

SEASON / CAREER / PLAYOFF HIGHS

	2017	Career	Playoff
Receptions.....	7, at TB (9/17)	12, vs. ARI (12/15/13)	None
Receiving Yards.....	69, at TB (9/17)	150, vs. ARI (12/15/13)	None
Longest Reception.....	22, at GB (9/28)	52t, at TB (9/13/15)	None
Receiving TDs.....	1, at GB (9/28)	2, vs. CLE (10/5/14)	None



97 WILLIE YOUNG

Ht: 6-4**Wt:** 258**Age:** 32**College:** North Carolina State**Bears Season:** 4**NFL Season:** 8**Acquired:** Unrestricted free agent in 2014 (DET)

LINEBACKER

PRO CAREER: Enters eighth NFL season, recording 240 tackles, 32 sacks, 1 interception, 15 pass breakups, 31 TFLs, 2 forced fumble and 2 fumble recoveries in 96 career games, including 45 starts, with the Detroit Lions (2010-13) and Chicago Bears (2014-17)... Has recorded 24 sacks in his three seasons as a Bear after recording only 6 during his four seasons in Detroit (2010-13)... 24 sacks over the past three seasons leads the Bears... 10 sacks in 2014 were second most by a Bears player in their first season with the team since sacks became an official stat in 1982 behind Mark Anderson's 12 in 2006... Set a career-high for sacks in a game with 3 at IND (10/9/17).

2017 SEASON: Appeared in four games (two starts), recording 7 tackles, 2 sacks and 2 TFLs. Inactive for game 5.

PREVIOUS SEASONS: 2016: Appeared in 16 games with 12 starts (Games 1-2 & 7-16) recording 59 tackles, 7.5 sacks, 3 TFLs, 2 pass breakups and 1 forced fumble... 7.5 sacks led the team... Recorded a career-high 3 sacks at IND (10/9). **2015:** Appeared in 15 contests (Games 1-2 & 4-16) including 8 starts (Games 5-6, 8-9, 11, 13 & 15-16), collecting 47 tackles, 6.5 sacks (second on the team), 1 interception, 12 TFLs (team-high) and 3 pass breakups... Made first career interception in Game 9 at St. Louis... Became 1-of-3 Bears players with a sack in 5- straight games (Games 9-14) along with Brian Urlacher (2000) and Steve McMichael (1983 & 1991) since sacks became an official NFL statistic in 1982... Inactive Game 3. **2014:** Saw action in 15 games with 8 starts ... made 55 tackles - including 10 sacks and 3 TFLs - his first career forced fumble, 3 pass breakups and 13 QB pressures... His 10 sacks were tied for 15th in the NFL and led the Bears... Had 6 sacks total in the previous 4 NFL seasons (2010-13) with Detroit entering 2014... Finished 2nd in tackles (55), tied for 2nd in PBU's (3), and 3rd in TFLs (3) amongst Bears defensive linemen... Also blocked a field goal on special teams (Week 4 vs. Green Bay)... Placed on injured reserve on December 23 due to an Achilles injury, causing him to miss the season finale. **2013:** Started 15-of-16 games collecting, 47 tackles, 3 sacks, 5 PBU's, 7 TFLs and 2 FRs. Set career-highs in tackles, PBU's, TFLs, and FRs, and tied his career-high in sacks... His 5 PBU's ranked tied for 8th in the NFL amongst defensive linemen. **2012:** Appeared in 16 contests collecting 11 tackles, 1 PBU and 1 TFL. **2011:** In 14 games, notched 14 tackles, 3 sacks, 1 PBU and 3 TFLs. **2010:** Saw action in 2 games as a rookie.

2017 CHICAGO BEARS

Date	W/L	Opponent	Tkls-S	Sk-YL	INT-Yds	PD	FF	FR	TFL
9/10*	L	ATL	1-1	0-0	0-0	0	0	0	0
9/17	L	at TB	2-2	1-5	0-0	0	0	0	1
9/24	W	PIT	2-1	1-8	0-0	0	0	0	1
9/28*	L	at GB	2-0	0-0	0-0	0	0	0	0
10/9	L	MIN			INACTIVE				
10/15	W	at BAL			INACTIVE				
10/22	W	CAR			INACTIVE				
10/29		at NO							
11/12		GB							
11/19		DET							
11/26		at PHI							
12/3		SF							
12/10		at CIN							
12/16		at DET							
12/24		CLE							
12/31		at MIN							
Totals	0-2		7-4	2-13	0-0	0	0	0	2

*Denotes Game Started



WILLIE YOUNG'S NFL STATISTICS

REGULAR SEASON

Year	Team	GP	GS	Tackles				Interceptions				Fumbles			Misc.				
				Tot	S	A	Sk	Yds	No	Yds	Lg	TD	PD	FF	FR	Yds	TFL	STT	
2010	Detroit	2	0	0	0	0	0.0	0.0	0	0	-	0	0	0	0	0	0	0.0	0
2011	Detroit	14	0	14	9	5	3.0	19.0	0	0	-	0	1	0	0	0	3.0	0	
2012	Detroit	16	0	11	7	4	0.0	0.0	0	0	-	0	1	0	0	0	1.0	0	
2013	Detroit	16	15	47	29	18	3.0	20.0	0	0	-	0	5	0	2	0	7.0	0	
2014	Chicago	15	8	55	36	19	10.0	65.0	0	0	-	0	3	1	0	0	3.0	0	
2015	Chicago	15	8	47	31	16	6.5	50.0	1	39	39	0	3	0	0	0	12.0	0	
2016	Chicago	16	12	59	36	23	7.5	43.0	0	0	-	0	2	1	0	0	3.0	0	
2017	Chicago	4	3	7	4	3	2.0	13.0	0	0	-	0	0	0	0	0	2.0	0	
Bears totals		50	31	168	107	61	26	171.0	1	39	39	0	8	2	0	0	20.0	0	
NFL totals		98	46	240	152	88	32	210.0	1	39	39	0	15	2	2	0	31.0	0	

POSTSEASON

Year	Team	GP	GS	Tackles				Interceptions				Fumbles			Misc.			
				Tot	S	A	Sk	Yds	No	Yds	Lg	TD	PD	FF	FR	Yds	TFL	STT
2011	Detroit	1	0	2	1	1	1.0	1.0	0	0	-	0	0	1	0	0	0	0

SEASON / CAREER / PLAYOFF HIGHS

	2017	Career	Playoff
Tackles	2, three times	8, three times.....	2, at NO (1/7/12)
Solos	1, twice	7, vs. PHI (9/19)	1, at NO (1/7/12)
Sacks	1, twice	3, at IND (10/9).....	1, at NO (1/7/12)